

ABODO USAGE GUIDE

IMPORTANT: This Usage Guide is in reference to Abodo designs only.

See our CHARRED Usage Guide for specific information on our shou sugi ban CHARRED materials or our EXTERIOR Usage Guide for specific information on weathered cedar, and unfinished Accoya and Kebony.

Abodo Vulcan Cladding

Vulcan Cladding is created from thermally modified New Zealand plantation timber and engineered with a patented vertical grain construction for superior weathering characteristics. A fine sawn face allows a depth of grain, and optimal coating performance. The thermal modification process and vertical grain structure means Vulcan Cladding has enhanced stability, reduced resin content, is a beautiful homogeneous brown color, and is naturally durable so does not require any chemical preservatives.

Abodo Vulcan Decking

Vulcan Decking is created from thermally modified New Zealand plantation timber and then treated with an organic preservative system that includes a water repellent for superior durability. The thermal modification process means Vulcan Decking has enhanced stability, reduced resin content and is a beautiful homogeneous brown color.

Our designs have been carefully developed using modern finishes and incorporating our many years of experience in the architectural & design specification market. It is essential that these unique materials are understood and expectations are set prior to ordering. It is critical that every architect, designer, installer and end-user reads and understands this document and the applicable install guide BEFORE materials are ordered.

STANDARD DIMENSIONS & MILLING:

Abodo:Vulcan Cladding

- +/- 3/4" thick X +/- 5" wide X 6-16' random lengths for WB10 profile
- +/- 3/4" thick X +/- 5-3/8" wide X 6-16' random lengths for T&G or Standard Shiplap milling
- +/- 3/4" thick X +/- 5-3/4" wide X 6-16' random lengths for S4S

Abodo Decking:

- +/- 1-1/16" thick X +/- 5-9/16" wide X 6'-16' random lengths for DK16 Decking profile

DIMENSIONAL VARIATIONS

Although our materials are milled and finished in a controlled environment, wood is a natural material that may have slight dimensional variations. Our products are machined with standard dimensions, but the overall process could affect material thicknesses and widths. Product photos and samples provided by reSAWN TIMBER co. are meant to be a general guide to product dimensions only. The thickness and width may vary between individual boards on a project and may not be an exact match to samples/photos* **ACTUAL THICKNESS and WIDTH MAY VARY BY 1/16" ***

OF NOTE:

- Minimum Order Quantity = 100 sf
- FOR ORDERS UNDER 200 sf - lengths are random 6-10'
- Custom milling profiles, widths and lengths available - Call for details and pricing.
- We recommend ordering a waste factor of 15% with all materials.

STANDARD FINISH and SEALING:

- GRAPHITE, MANUKA, NERO, PATINA, PEARL, STRAW, TEAK and WALNUT are finished with 1-coat of Protector Oil on all 4 sides by reSAWN. The second coat of finish needs to be applied on site by the installer post-install. For EXTERIOR applications only (not appropriate for interior applications)
- STERLING is finished on the FACE only for INTERIOR applications
- STERLING is finished on the FACE and sealed on the back side for EXTERIOR applications
- SiOO:X is finished on all 4 sides for EXTERIOR applications (not appropriate for interior applications)
- Abodo Vulcan Decking is prefinished with 1-coat of CLEAR Protector Oil on all 4 sides by reSAWN. The second coat of finish needs to be applied on site by the installer post-install.
- reSAWN TIMBER co. does not seal any ends prior to shipment. As a result, all ends, field cuts, and exposed wood **MUST** be sealed on site by the installer. Abodo Vulcan Decking ends field cuts and exposed wood must be sealed using a treated sealer. See reSAWN's installation guidelines for more info.

APPLICATIONS:

- Abodo Vulcan Cladding is suitable for EXTERIOR applications only with the exception of STERLING which can be used on the exterior and interior walls, ceilings, millwork (not suitable for flooring)
- Abodo Vulcan Decking is designed to be used for decking only

MATERIAL CONSIDERATIONS

VARIATIONS:

The finishing process is performed under controlled conditions; however, due to the nature and grain pattern of wood and our hand crafted process, there will be a natural variation to the color and pattern of these materials. Each plank reacts to the process differently depending on the grain pattern and character of the wood. Product photos and samples provided by reSAWN TIMBER co. are meant to be a general guide to product appearance only. The color, grain pattern, and character will vary between individual boards on a project and will never be an exact match to samples/photos.



FIBER PULL AT THE LAMINATED GLUE LINES

Vulcan Cladding is created from thermally modified New Zealand plantation timber and engineered with a patented vertical grain construction for superior weathering characteristics. A fine sawn face allows a depth of grain, and optimal coating performance. The thermal modification process and vertical grain structure means Vulcan Cladding has enhanced stability, reduced resin content, is a beautiful homogeneous brown color, and is naturally durable so does not require any chemical preservatives. Fiber pull at the laminated glue lines is possible. This is not a defect, but natural processes of wood.

See **Intertek Report for ASTM D5824 - Delamination Resistance** showing 0 delamination across several samples. (available for download at resawntimberco.com)

SURFACE CHECKING

Face checking may be observed on the face of Abodo Vulcan Cladding. Checks on the face of planks is to be expected and are acceptable to install. Checking may become more apparent as materials weather naturally in place. This is not a defect and is unrelated to the glue lamination, but rather it is a natural part of the wood.



GRADE and PERFORMANCE - CLADDING

Abodo Vulcan Cladding

Vulcan Cladding is created from thermally modified New Zealand plantation timber and engineered with a patented vertical grain construction for superior weathering characteristics. A fine sawn face allows a depth of grain, and optimal coating performance. The thermal modification process and vertical grain structure means Vulcan Cladding has enhanced stability, reduced resin content, is a beautiful homogeneous brown color, and is naturally durable so does not require any chemical preservatives.

SELECT GRADE - Front face and edges virtually free of any defects but with one edge knot and one small face defect allowed per piece in 20% of boards only. Back side with some defects allowed. Grade applies to an order as a whole, not individual pieces.

Front face and edges allow isolated defects as follows:

- Birds eye fleck – medium
- Sap stain – insufficient to obscure grain
- Edge defect – one tight knot, resin or bark pocket in bottom two thirds of edge only
- Bow, crook, cup, twist - tolerance dependant on lengths (contact reSAWN for additional info)

In 20% of boards one defect is allowed on the best face as follows:

- Small tight knot (inter-grown or tight encased) < 1/4" diameter
- Resin or bark pocket < 1-3/16" length x 1/8" width
- Kiln check less than 1/16" wide x 2" long

- The reverse face of the board may contain knots and defects as described in Premium Grade

- Cladding profiles may have skip dress present on the back face.

- Laminated cladding boards may have one under thickness lamina up to 3/16" depth on the back face, provided the function of the product is not compromised ie: boards fit together correctly and will sit flat on a wall.



Figure 1: Typical Vertical Grain Face Appearance for Select Grade material after thermal treatment, lamination & milling including fine sawn face texture.

IMPORTANT: Abodo Vulcan Cladding is made from Radiata Pine that has been laminated, grain oriented and milled to produce a VERTICAL GRAIN face. See FIGURE 1 for typical Vertical Grain face appearance of standard Vulcan Cladding materials.

GRADE and PERFORMANCE - DECKING

Abodo Vulcan Decking

Abodo Vulcan Decking is created from thermally modified New Zealand plantation timber and then treated with an organic preservative system that includes a water repellent for superior durability. The thermal modification process means Vulcan Decking has enhanced stability, reduced resin content and is a beautiful homogeneous brown color. Abodo Vulcan Decking is prefinished with 1-coat of CLEAR Protector Oil on all 4 sides by reSAWN. The second coat of finish needs to be applied on site by the installer post-install.

PREMIUM GRADE - Graded to the reeded face with mainly clear sections, but with some defects including knots and resin pockets allowed up to 1/3 of the board width. Reverse face with defects permitted according to Standard Grade. Grade applies to an order as a whole, not individual pieces.

A good appearance grade that combines some clear three sides product, along with some product with small defects.

Front face and edges allow permitted defects as follows:

- Sound knots singly and in combination up to one third of the board width only
- Resin pockets 1/4" wide x 2" long, three per board
- Surface checks less than 1/16" wide x 8" long
- Edge defects in bottom two thirds of edge only
- Spike knots inter grown up to 3/4" wide
- Tight encased knots maximum 3/8" wide, three per board
- Sap stain insufficient to obscure the grain
- Bow, crook, cup, twist - tolerance dependant on lengths (contact reSAWN for additional info)

The reverse face may contain all permitted defects described in Standard and Better Grade except no pith, holes, wane or want allowed.



Reverse

Figure 1: Graded material before thermal treatment



Figure 2: Unfinished Decking material after thermal treatment

CARE + MAINTENANCE GUIDELINES

1. Abodo Vulcan Cladding - GRAPHITE, MANUKA, NERO, PATINA, PEARL, STRAW, TEAK, WALNUT

Vulcan thermally modified wood cladding is created from New Zealand plantation timber and engineered with a patented vertical grain orientation for superior weathering characteristics. A fine-sawn face provides beautiful grain depth and optimal coating performance.


Abodo Vulcan Cladding in the following designs - **GRAPHITE, MANUKA, NERO, PATINA, PEARL, STRAW, TEAK, and WALNUT** are finished with 1-coat of Protector Oil on all 4 sides by reSAWN. The second coat of finish needs to be applied on site by the installer post-install.

WEAR:

The wood will begin to go grey after about 24 months of exposure to the weather if it is not re coated. Cladding in south facing or heavy weather-exposed areas to fade and age quicker than timber located in other areas. Expect some movement of timber as it expands and contracts. Minor surface cracking (checking) is possible. 'Fibre pull' splitting at the lamination glue lines is possible. These are not a defect, but natural processes of wood. The surface may appear blotchy or dirty, this may be due to mold growth which can occur, especially in humid or wet environments.

MAINTENANCE:

If possible it is recommended to apply a further coat of oil after approx 12 months of weathering. Re-coat every 2-3 years or as required to maintain color and integrity of coating. Re-coat period may be longer or shorter depending on climatic conditions and/or positioning of cladding to the sun. Preparation with Rejuvenator or other similar oxalic timber cleaner is recommended prior to coating.



2. Abodo Vulcan Cladding - SiOO:X


SiOO:X Wood Protection on Abodo Vulcan Cladding by reSAWN TIMBER co. for exterior cladding features a water-based and environmentally friendly finish, with a unique, patented formula based on silicon-potassium designed to accelerate the natural weathering process.

Weathered wood is an aesthetic that is increasingly sought after but the challenge is, how to achieve it without taking the risk of uneven weathering on different aspects of the building, or in protected areas, such as overhanging eaves. SiOO:X provides a solution by mirroring the natural aging process and accelerating the creation of the silver-grey appearance and giving long life protection in a completely environmentally friendly way. SiOO:X penetrates the wood and gives a light surface that is pleasant to touch. Apart from the surface being beautiful, it also is a barrier to algae, mould and rot from gaining a hold in the wood. The surface is very easy to wipe down making maintenance simpler. The SiOO:X treatment reinforces and strengthens the wood surface.

HOW LONG DOES IT TAKE FOR THE CLADDING TO BECOME SILVER-GRAY?

The treated wood is initially yellowish brown and a little blotchy. The curing and bleaching process starts on contact with water, and after 6-12 months your panel will begin to have a lovely, even silver-grey color. The process then continues for up to 3 years.

Repeat the panel treatment after 4-7 years, or as needed. Clean and apply according to Step 2 above. Keep the surface clean. Use our Maintenance Wash or other suitable product to remove any dirt, algae or mildew. Dirt and algae, etc., may occur on Sioo:x products in shady areas, during wet periods and in particularly exposed areas. Use a medium-stiff brush. Minor damage can be treated with Premium Surface Protection Panel. For major damage or particularly exposed areas, first apply Premium Wood Protection Panel.



We cannot guarantee against wear or color changes to any products which result from weather, sun, wind and/or the natural aging process of the wood.

IMAGE DISCLAIMER: Weathered exterior images are meant to be representative only. Actual wear will depend on weather, altitude and facing. 5

CARE + MAINTENANCE GUIDELINES (continued)

3. Abodo Vulcan Cladding - STERLING

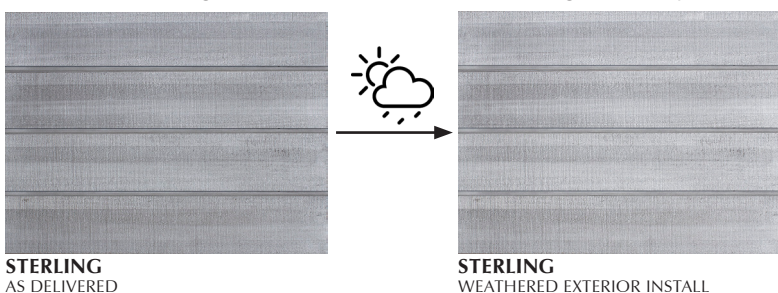
Vulcan thermally modified wood cladding is created from New Zealand plantation timber and engineered with a patented vertical grain orientation for superior weathering characteristics. A fine-sawn face provides beautiful grain depth and optimal coating performance.

WEAR:

These materials are meant to age in place and will weather naturally over time. Exterior materials can be sprayed down with a hose and brushed with a soft bristle but are not meant to be power washed. 'Fibre pull' splitting at the lamination glue lines is possible. These are not a defect, but natural processes of wood.

MAINTENANCE:

Proper maintenance starts with visual inspection. A time frame of two (2) – three (3) years on the south and west exposures and three (3) – four (4) years on the north and east exposures can be used as a general guideline. However, as weathering, exposure conditions, altitude, and applications can vary, maintenance may be needed sooner and should be performed when visually necessary, regardless of time frame. After the initial recoating, the time frame between recoatings will likely extend as additional applications of finish are absorbed into the wood.



reSAWN's MOCK-UP PROGRAM

Understanding how natural materials perform in climate specific conditions is critical. As such, we highly recommend installing a field mock up. When possible, mock-ups should be installed long before materials are delivered to a project site so that the materials have time to acclimate to the climatic conditions of the region. This will help specifiers choose materials confidently knowing that the cladding material chosen suits the exact exterior conditions where the structure is being built:

- Observe some amount of weathering*
- Understand product appearance over a larger field of material
- Observe tolerance for wood movement in a project-specific climate
- Monitor effectiveness in rear ventilation & drainage through assembly details (i.e. rainscreen)
- Include all stakeholders in the project to set realistic expectations for how the wood will perform and weather

*Weathering is a surface phenomenon that typically only affects a maximum depth of 2mm of the surface area. In the absence of decay, wood exposed to the weather can last many years since the performance and durability of the materials are not affected. As such, weathering should not be regarded as a problem, but rather a natural process that needs to be taken into account when planning for the preservation and protection of outdoor wood.

We offer the following options for standard profiles in 4-6' lengths to allow for UPS GROUND shipping:

- 10sf - \$250 includes shipping UPS GROUND, we will credit back 100% of the cost of the materials on the final invoice when the full order is placed
- 20sf - \$500 includes shipping UPS GROUND, we will credit back 50% of the cost of materials on the final invoice when the full order is placed
- 40sf - \$750 includes shipping UPS GROUND, we will credit back 50% of the cost materials on the final invoice when the full order is placed
- For custom milling profiles, please add \$250
- Typical production time for mock up samples is 1-2 weeks

Please contact reSAWN TIMBER co. at 215 - 709 - 2001 or sales@resawntimberco.com to place a mock up samples order.

SUBMITTAL SAMPLES

For all orders, approximately 6 linear feet of samples will be sent for approval and (1) 12" piece will need to be signed and returned back to reSAWN TIMBER co.

INSTALLATION GUIDELINES

PLEASE REFER TO ONE OF THE FOLLOWING INSTALLATION GUIDELINES FOR RECOMMENDED INSTALL METHODS:

INTERIOR WALL CLADDING - STERLING

INTERIOR WALL CLADDING (available for download at resawntimberco.com)

EXTERIOR SIDING

EXTERIOR SIDING (available by contacting reSAWN at 215 709 2001 or info@resawntimberco.com)

GENERAL FASTENER RECOMMENDATIONS:

Please refer to reSAWN's Exterior Install Guidelines for a recommendation on all fasteners and installation methods.

TOUCH UP KITS:

Touch Up Kits are available for purchase through reSAWN. These are intended for fixing minor scratches incurred during or immediately post-install - **NOT MEANT FOR SEALING THE ENDS**. Please contact reSAWN for more information on available sizes and prices of touch up kits.

WOOD MOVEMENT

Wood is naturally hygroscopic meaning it responds to changes in temperature/humidity by growing/shrinking across all three dimensions. Any exterior wood siding will naturally move in response to its environment. This movement may result in cupping, bowing, twisting and/or checking of the wood planks. **We cannot guarantee against cupping, bowing, twisting, checking, etc.**

WARRANTY

15-yr warranty on Vulcan Cladding, and 25-yr warranty on Vulcan Decking (terms & conditions apply *)

Warranties are on the wood only - not the finish.

* Please contact reSAWN for full warranty details

By signing below, I acknowledge that I have read and accept reSAWN TIMBER co.'s Abodo Usage Guide and reSAWN's Installation Guidelines:

Print Name: _____

Signature: _____

Date: _____