



# MEAN GREEN™

2007 University of North Texas Football

## Quick Facts Coaches

Todd Dodge (Texas, '87)  
North Texas Record..... 1-9 (First Year)  
vs. Western Kentucky..... First Meeting  
Overall Record..... 1-9 (First Year)  
vs. Western Kentucky..... First Meeting

David Elson (Butler '94)  
Western Kentucky Record... 37-21 (Five Years)  
vs. North Texas ..... 0-0  
Overall Record..... 37-21 (Five Years)

## Series

First Meeting

## Radio

Mean Green Radio Network-KWRD 100.7 FM (Dallas/Fort Worth), KPXI 100.7 FM (Tyler/Longview), KAFR 88.3 FM (Houston) and KNTU 88.1 FM (Denton). George Dunham and Hank Dickenson.

## Internet

The live broadcast of the game can be accessed on the internet through the North Texas athletic web site or the KWRD web site. To access the broadcast on the internet go to MeanGreenSports.com or thewordfm.com.

## Athletic Media Relations

Football Contacts: Eric Capper, Brad Sheffield, Steven Bartolotta

Capper	Work.....940-565-2476
	Cell.....940-367-0727
	Email.....ecapper@unt.edu
Sheffield	Work.....940-565-3671
	Cell.....940-395-3969
	Email.....brad.sheffield@unt.edu
Bartolotta	Work.....940-369-8329
	Cell.....817-300-1931
	Email.....stevemb@unt.edu



## GAME 11



**WESTERN KENTUCKY (7-4) AT NORTH TEXAS (1-9, 1-5)**  
**Nov. 24, 2007 • Fouts Field (30,500)**  
**Denton, Texas • 3:05 p.m. CST**

## THE PARTICULARS

North Texas (1-9, 1-5) will play its final home game of the 2007 season when it hosts Western Kentucky (7-4) in a non-conference game. It will be the final home game in the career of 17 Mean Green seniors who will be recognized prior to the start of the game. The game will be televised back to the Bowling Green, Ky. as part of a Western Kentucky television production. The game can be heard locally on the Mean Green Radio Network with George Dunham and Hank Dickenson.

## THE PRINCIPALS

North Texas is coming off a heartbreaking loss at Arkansas State in which the Mean Green led the entire game before the Indians scored a touchdown with two seconds remaining in the game to win 31-27. North Texas led by as much as 21 points in the first half but surrendered a 27-yard touchdown with two seconds remaining to suffer its fourth-straight loss. North Texas leads the Sun Belt Conference and ranks No. 8 nationally in passing offense. Western Kentucky is making the transition from the Football Championship Subdivision to the Football Bowl Subdivision of the NCAA and will be a football-playing member of the Sun Belt beginning in 2008.

## THE SERIES

This will be the first-ever meeting between North Texas and Western Kentucky who will begin playing as Sun Belt Conference foes in 2008. The Hilltoppers have played two current Sun Belt teams this year, defeating Middle Tennessee 20-17 and losing to Troy 21-17.

## NEXT GAME

North Texas will play its season finale at Florida International in the Orange Bowl on Dec. 1. This will be the last game of the season for Western Kentucky.

### North Texas (1-9, 1-5 Sun Belt)

Sept. 1	at Oklahoma	L 79-10
Sept. 8	at SMU	L 45-31
Sept. 22	Florida Atlantic*	L 30-20
Sept. 29	at Arkansas	L 66-7
Oct. 6	at UL-Lafayette*	L 38-29
Oct. 13	UL-Monroe*	W 31-21
Oct. 20	at Troy*	L 45-7
Oct. 27	Middle Tennessee*	L 48-28
Nov. 10	Navy	L 74-62
Nov. 15	at Arkansas State*	L 31-27
Nov. 24	Western Kentucky	3 p.m.
Dec. 1	at Florida International*	6 p.m.

\*Sun Belt Conference Game  
All Times Central

### Western Kentucky (7-4)

Sept. 1	at Florida	L 49-3
Sept. 8	West Virginia Tech	W 87-0
Sept. 15	Eastern Kentucky	W 26-6
Sept. 20	at Middle Tennessee	W 20-17
Sept. 29	at Bowling Green	L 41-21
Oct. 13	at Ball State	L 35-12
Oct. 20	at Indiana State	W 56-7
Oct. 27	North Carolina Central	W 50-14
Nov. 3	at Chattanooga	W 28-21
Nov. 10	Troy	L 21-17
Nov. 17	Morehead State	W 52-12
Nov. 24	at North Texas	3 p.m.

All Times Central



# MEAN GREEN

## North Texas Quick Facts

Location.....	Denton, Texas
Founded.....	1890
President.....	Dr. Gretchen Bataille
Enrollment.....	33,500
Founded.....	1890
Athletic Director.....	Rick Villarreal
Nickname.....	Mean Green
Colors.....	Green and White
Home Field.....	Fouts Field
Capacity.....	30,500
Surface.....	Artificial
First Year of Football.....	1913
Years of Football.....	91
Conference.....	Sun Belt
Head Coach.....	Todd Dodge (First Year)
Overall Record.....	1-9
Record at North Texas.....	1-9
Primary Offense.....	Spread
Primary Defense.....	4-3

## Mean Green Team Record

Overall.....	463-419-34
Home.....	247-122-12
Fouts Field.....	153-84-7
Away.....	214-293-22
Neutral.....	2-5
Since Div. I-A (1995).....	54-95

## Versus Other Div. I-A Conferences

ACC.....	0-2
Big East.....	0-1
Big 12.....	7-54
Big 10.....	0-0
Conference USA.....	34-42-1
Independent.....	0-1
Mid-American.....	1-3
Mountain West.....	6-15
Pac-10.....	2-5
SEC.....	4-30
Sun Belt.....	65-47-2
WAC.....	34-75-2

## Under Todd Dodge

Overall.....	1-9
Home.....	1-3
Away.....	0-6
September.....	0-4
October.....	1-3
November.....	0-2
December.....	0-0

## Team Streaks

Wins.....	0
Home Wins.....	0
Away Wins.....	0
Sun Belt Wins.....	0
Losses.....	4
Home Losses.....	2
Away Losses.....	7
Non-Sun Belt Losses.....	7
Wins When Holding Opponents to 10 Points or Under.....	25
Wins When Scoring 30 Points or More.....	0

## Media Availability for Week 10 vs. Western Kentucky

Monday 19	Tuesday 20	Wednesday 21	Thursday 22	Friday 23	Saturday 24	Sunday 25
Sun Belt Teleconference - Todd Dodge at 11:08 a.m.	Media Luncheon Todd Dodge at 12 Noon - Mean Green Athletic Center	Todd Dodge available for phone interviews 11a.m. - 12 p.m.	No Player availability	Team walk-thru in Denton	Kickoff with Western Kentucky at 3:05 p.m.	Team Meetings and Practice
Notes Package Released	Players and Coaches available after practice	Players and Coaches available after practice		No player or coach availability		Pre-arranged availability for coaches and players
No Practice and no player or coach availability						

## A CLOSER LOOK AT WESTERN KENTUCKY

**Head Coach David Elson** – Western Kentucky head coach David Elson is in his fifth year and has an overall record of 37-24. Elson has been on the Hilltopper staff since 1996, serving as the defensive coordinator prior to becoming the head coach in 2003. In his 12 years on staff Elson, 36, has seen the Hilltoppers win a Div. I-AA national championship in 2002 and post a winning record every year. He was a finalist for the Eddie Robinson I-AA Coach of the Year Award in 2004 after leading his team to a 9-3 record and the postseason playoffs. Elson was a three-year letterwinner while starting at strong safety for Butler University. He graduated from Butler in 1994 and served as a graduate assistant coach at Southern Illinois in 1994-95.

**The Matchup** – North Texas leads the Sun Belt Conference and ranks 14th nationally in passing offense with an average of 302.1 yards per game. Western Kentucky has only allowed two of its 11 opponents to throw for over 300 yards all season, Florida (325) in the season opener and Bowling Green (301) on Sept. 29th... The 183.0 passing yards per game allowed by the Hilltoppers this season would rank second in the Sun Belt Conference... Western Kentucky has averaged 249.1 yards rushing per game while North Texas ranks last in the Sun Belt in rushing defense, allowing an average of 241.4... The two teams are nearly identical in total offense, with North Texas averaging 415.9 yards per game and Western Kentucky averaging 414.3... Western Kentucky has 21 quarterback sacks on the season coming from 15 different defenders. North Texas has 12 quarterback sacks which have come from just four players... Western Kentucky has totaled over 400 yards of offense in six of its last seven games failing to hit that mark last week when it had 382 yards in a 52-12 win over Morehead State.

## GENERAL INFORMATION

**Location:** Bowling Green, Ky.  
**Enrollment:** 18,685  
**President:** Dr. Gary Ransdell  
**Athletic Director:** Dr. Camden Wood Selig  
**Founded:** 1906  
**Nickname:** Hilltoppers  
**Colors:** Red and White

## FOOTBALL STAFF

**Head Coach:** David Elson (Butler '94)  
**Record at WKU:** 37-21 (Five years)  
**Overall Record:** Same  
**Assistant Coaches:**  
T.J. Weist (Assistant Head Coach/WRs)  
Mike Chism (Recruiting Coordinator/TEs)  
Mike Dietzel (Spec. Teams Coord./OLBs)  
Stuart Holt (Running Backs)  
Cary Marquell (Inside Linebackers)  
Eric Mathies (Defensive Line)  
Dennis Springer (Defensive Backs)  
Walter Wells (Offensive Line)  
Kevin Wright (Offensive Coordinator/QBs)  
Andrew Koon (Graduate Assistant-Defense)  
Erik Losey (Graduate Assistant-Offense)

## TEAM INFORMATION

**2007 Record:** 7-4  
**Offensive System:** Spread  
**Defensive System:** 3-4

## SPORTS INFORMATION

**SID:** Brian Fremund  
**Office phone:** 270.745.5045  
**Cell:** 270.320.0120  
**FAX:** 270.745.3444  
**Press Box:** 270.745.6941  
**Email:** brian.fremund@wku.edu  
**Web Site:** www.wkusports.com  
**Mailing Address:**  
Western Kentucky University  
1605 Avenue of Champions  
Bowling Green, KY 42101-6412

## THE SERIES - GAME-BY-GAME

First Meeting



## Media Information Post-Game Interviews

The North Texas locker room is closed to all members of the media. Head coach Todd Dodge and requested players will be available for interviews following a brief cooling off period. Postgame interviews at Fouts Field will be held in the media interview room below the east stands.

## Mean Green Media Luncheon

Head coach Todd Dodge will hold a weekly media luncheon each Tuesday in the Team Meeting Room, on the first floor of the North Texas Athletic Center. The luncheon begins at 11:30 a.m. and Coach Dodge will speak at 12 noon.

## Sun Belt Teleconference

The Sun Belt Conference will conduct a weekly teleconference with each of the eight head coaches each Monday throughout the season. Coach Dodge will be on the call from 11:08-11:14 a.m. each week.

## Practice Coverage

Media has limited access to North Texas football practice. Viewing is available outside the fence of the practice facility. Video and still photography can be shot during the first 30 minutes of practice. Players and coaches are available for interviews following practice on Tuesday and Wednesday. All requests for interviews must be made in advance through the athletic media relations office.

## Weekly Releases

All North Texas weekly football releases can be obtained as a PDF document on the athletics web site at MeanGreenSports.com. To be added to the email broadcast list for all football releases or if you would like the releases faxed to you, contact Eric Capper in the media relations office.

## Game Broadcast

**Radio:** North Texas flagship station is KWRD 100.7 FM in the greater Dallas metroplex. George Dunham (play-by-play) and Hank Dickenson (color) will provide the call. The game can also be heard on North Texas campus radio KNTU 88.1, on KPXI 100.7 FM in the Tyler/Longview area or on KAFR 88.3 FM in Houston.

**Internet:** The live broadcast of the game can be accessed on the internet through the North Texas athletic web site or the KWRD web site. To access the broadcast on the internet go to MeanGreenSports.com or thewordfm.com.

**So Long Seniors** – North Texas will salute 18 seniors prior to this week's game with Western Kentucky. Being recognized will be Josh Alexander, Lawrence Brown, Blake Burruss, Brian Carlson, Jeremiah Chapman, Roderick Cotton, Deavin Cox, Brandon Dixon, Raifu Durodoye, Cliff Higgs, Maurice Holman, Brandon Jackson, Derek Mendoza, Brandon Monroe, Montey Stevenson, Jamario Thomas, Adam Venegas and Aaron Weathers. Of the 18 seniors being honored, 11 will finish their careers as four-year letterwinners. There are 259 career starts by the 18 seniors, led by Jeremiah Chapman who will be starting his 35th game this week. Five of the 18 seniors being recognized this week played in the last bowl game that North Texas participated in. Maurice Holman, Brandon Jackson, Derek Mendoza, Brandon Monroe and Jamario Thomas all saw significant action as freshmen in the 2004 New Orleans Bowl.

**Pushing Record Attendance** – North Texas will be very close to setting an all-time home attendance record in this week's game against Western Kentucky. The highest average attendance for North Texas during a season is 19,704 which was set in four games during the 1997 season and included a game against Texas A&M at Texas Stadium. The highest average attendance with all games at Fouts Field is 19,517 which was set in 1994. The Mean Green needs to have 14,878 at Fouts Field this week to average 19,705 for the season.

**Slumping after Fast Starts** – The last two games, North Texas has had great success early in the game before hitting a slump midway through that allowed come-from-behind victories for Navy and Arkansas State. Against Navy, the Mean Green scored touchdowns on seven of its first eight offensive possessions, racking up 411 yards and 49 points and holding an 18-point lead with four minutes remaining in the first half. After that point, North Texas had seven offensive possessions and totaled 218 yards and 13 points and lost 74-62. The following week against Arkansas State the Mean Green scored touchdowns on three of its first six possessions and led 21-0 before hitting the skids. From that point on, North Texas was outscored 31-6 and failed to score a touchdown.

**Reviewing a Record Night** – It was a record-breaking night when North Texas lost to Navy 74-62, Nov. 10. For starters, the combined score of 136 was the most points scored by both teams in a game decided in regulation. It ties the record for most combined points scored in any game, which was set earlier this year when Boise State and Nevada combined for 136 in a four-overtime game. North Texas and Navy also combined to score 63 points in the second quarter, breaking the NCAA record of 61 set by San Jose State and Hawaii in 1999. The 19 combined touchdowns in the game tied an NCAA record which was set by San Jose State and Rice in 2004. Mean Green true freshman quarterback Giovanni Vizza set the NCAA record for touchdown passes by a freshman with eight, breaking the record of six held by Bob Hoernschemeyer of Indiana and Luke McCown of Louisiana Tech. Vizza's seven touchdowns in the first half also tied an NCAA record for most touchdowns in a half.

**Big Gains on First Down** – The North Texas offense has done a better job lately of picking up substantial yardage on first down, but still has only out-gained one opponent on first down this year. The Mean Green has averaged nearly seven yards on first down in the last two games after a season-low average of 2.5 yards on first down against Troy. The Mean Green defense has struggled in stopping opponents on first down, allowing six of its 10 opponents to gain at least seven yards. North Texas allowed Navy an average of 13.9 yards on first down and 503 of the Midshipmen's 680 yards of total offense came on first down. Below is a look at how North Texas and its opponents have done on first down plays:

<b>Opponent</b>	<b>NT Avg. Gain on First Down</b>	<b>Opp. Avg Gain on First Down</b>
Oklahoma	3.9 yards	11.2 yards
SMU	8.4 yards	7.5 yards
Florida Atlantic	6.0 yards	6.5 yards
Arkansas	3.8 yards	8.1 yards
UL-Lafayette	6.8 yards	8.0 yards
UL-Monroe	7.9 yards	4.9 yards
Troy	2.5 yards	5.2 yards
Middle Tennessee	5.8 yards	5.5 yards
Navy	6.9 yards	13.9 yards
Arkansas State	6.8 yards	7.1 yards



## NT vs. WKU - Stat Breakdown

	NT	WKU
SCORING	252	372
Points Per Game	25.2	33.8
FIRST DOWNS	219	245
Rushing	73	148
Passing	131	83
Penalty	15	14
RUSHING YARDAGE	1138	2740
Yards gained rushing	1479	3071
Yards lost rushing	341	331
Rushing Attempts	321	533
Average Per Rush	3.5	5.1
Average Per Game	113.8	249.1
TDs Rushing	11	28
PASSING YARDAGE	3021	1817
Att-Comp	457-279	243-152
Average Per Pass	6.6	7.5
Average Per Catch	10.8	12.0
Average Per Game	302.1	165.2
TDs Passing	20	13
TOTAL OFFENSE	4159	4557
Total Plays	778	776
Average Per Play	5.3	5.9
Average Per Game	415.9	414.3
KICK RET: #-YARDS	67-1195	40-762
KICK RET AVERAGE	17.8	19.0
PUNT RET: #-YARDS	16-131	26-397
PUNT RET AVERAGE	8.2	15.3
INT RET: #-YARDS	10-119	17-173
INT RET AVERAGE	11.9	10.2
FUMBLES-LOST	17-6	24-10
PENALTIES-YARDS	82-626	77-711
Average Per Game	62.6	64.6
PUNTS-YARDS	60-2370	42-1784
Average Per Punt	39.5	42.5
Net punt average	33.8	35.2
TIME OF POSS./GAME	31:28	30:44
3RD-DOWN CONV.	57/158	60/141
3rd-Down Pct	36%	43%
4TH-DOWN CONV.	8/22	10/18
4th-Down Pct	36%	56%
SACKS BY-YARDS	12-76	21-154
MISC YARDS	20	19
TOUCHDOWNS SCORED	33	48
FIELD GOALS-ATT.	8-13	12-17
PAT-ATTEMPTS	30-31	46-48

**Locker Room Lethargy** – In the first eight games of the season North Texas didn't score any points on its opening drive of the game. The last two games, the Mean Green has been successful in mounting long drives that have ended in a touchdown on its opening drive of the first quarter. The first drive of the second half has been another story for North Texas. In 10 games, North Texas has scored just three points on its initial drive of the second half. Here is a look at the results of the Mean Green's first series of the game and first series of the second half this year:

Opp.	First Series of Game	First Series of 2nd Half
Oklahoma	3 plays punt	3 plays interception
SMU	7 plays punt	7 plays punt
Florida Atlantic	9 plays interception	10 plays FG
Arkansas	3 plays punt	2 plays interception
UL-Lafayette	6 plays punt	5 plays downs
UL-Monroe	6 plays punt	3 plays punt
Troy	3 plays punt	3 plays punt
Middle Tennessee	5 plays interception	4 plays interception
Navy	13 plays Touchdown	7 plays interception
Arkansas State	10 plays Touchdown	10 plays downs

**Big Plays Plentiful** – After 10 games this year, North Texas has had 25 plays from scrimmage go for at least 30 yards. Of those 25 plays, 20 have been passes and five have been runs and 10 have gone for touchdowns. Wide receiver Casey Fitzgerald leads the way as the "big play" man, with eight plays covering at least 30 yards while Brandon Jackson is close behind with five. In all 12 games last year, the North Texas offense had eight plays that went for 30 yards or more.

**Productive Losses** – In four of its nine losses this year, North Texas has out-gained its opponent in total offense. The four losses this year where North Texas has out-gained its opponent are SMU (613-534), Florida Atlantic (466-406), Louisiana-Lafayette (527-414) and Middle Tennessee (383-335). Between the TCU game in 2002 and the end of the 2006 season the Mean Green had 29 losses and had only out-gained its opponent in total offense three times in those games.

**Peculiar Twist** – In North Texas' only win of the season against Louisiana-Monroe, the Mean Green was out-gained in total offense 421-373. So far this year North Texas is 0-4 when gaining more yards of total offense than its opponent and 1-5 when it has less yards of total offense.

**Basking in the Sun Belt** – Since the beginning of the Sun Belt Conference in 2001, North Texas has enjoyed much more success against conference teams than it has in non-league games. North Texas is 30-16 (.652) all-time in Sun Belt Conference games and 5-32 (.135) in non-conference games. Against Sun Belt Conference teams all-time, the Mean Green has averaged 26.6 points and 346.8 yards of offense per game. In non-conference games during the same time, North Texas has averaged 14.4 points and 259.8 yards of offense per game.

**Starting Field Position** – For the first time this season, North Texas won the battle of field position but lost the game. Against Arkansas State the Mean Green averaged the 35-yard line to start its drives while the Indians averaged the 29 to start theirs. In the first nine games of the year, North Texas had only won the battle of field position one time – the win over Louisiana-Monroe. For the year the Mean Green is still seven yards deeper in its own territory on average to start its offensive drives. Here is a look at the average starting field position for North Texas and its opponents this season:

Opponent	NT Avg. Start	Opp. Avg. Start
Oklahoma	Own 22	Own 38
SMU	Own 23	Own 25
Florida Atlantic	Own 26	Own 31
Arkansas	Own 20	Own 36
UL-Lafayette	Own 33	Own 34
UL-Monroe	Own 29	Own 28
Troy	Own 32	Own 37
Middle Tennessee	Own 19	Own 43
Navy	Own 35	Own 39
Arkansas State	Own 35	Own 29
Average	Own 27	Own 34





# MEAN GREEN

## NT vs. WKU - Statistical Leaders

### RUSHING YARDS

North Texas	WKU
Jamario Thomas...471	Tyrell Hayden.....1037
Micah Mosley .....375	Stephen Willis.....425
Giovanni Vizza.....290	Marell Booker.....359

### PASSING YARDS

North Texas	WKU
Giovanni Vizza...1933	K.J. Black.....1013
Daniel Meager.....1088	David Wolke.....793

### RECEIVING YARDS

North Texas	WKU
Casey Fitzgerald.1184	C. Hamilton.....800
Brandon Jackson..721	Jake Gaebler.....397
Korey Washington .328	Qntrnce Cooper....255
Brock Stickler .....297	Jessie Quinn .....169

### TOTAL OFFENSE

North Texas	WKU
Giovanni Vizza...2223	K.J. Black.....1320
Daniel Meager.....1105	David Wolke.....1075
Jamario Thomas...471	Tyrell Hayden.....1037
Micah Mosley .....375	Stephen Willis.....425

### TACKLES

North Texas	WKU
Derek Mendoza.....60	Andrew Lewis.....98
Aaron Weathers.....56	Marcus Minor.....53
J. Chapman.....54	Dusty Bear .....48
Maurice Holman ....51	Blake Boyd.....47
Kartey Agbottah.....45	Alonzo Higgins.....41

### SACKS

North Texas	WKU
J. Chapman.....4.5	Andre Lewis.....3.5
Joseph Miller.....3	Dusty Bear .....3.5
M. Stevenson.....2.5	Dan Cline .....2

### INTERCEPTIONS

North Texas	WKU
Craig Robertson .....4	Bo Smith .....5
Antoine Bush .....1	Chris Bullard.....3
Dominique Green.....1	Brad Cloud.....3
Derek Mendoza.....1	Dusty Bear .....2

### PUNTING AVG.

North Texas	WKU
Truman Spencer..41.5	Jeremy Moore .....42.5

### FIELD GOALS (MADE-ATT)

North Texas	WKU
T. Moreland..... 8-13	Chris James ..... 12-17

**Three and Out** – North Texas head coach Todd Dodge sets specific offensive and defensive goals for his team, one of which involves three-and-out series. The number of three-and-out drives has been directly proportional to the team's success this year. In the three games that North Texas has lost by a large margin, the offense has had at least five, three-and-out series while forcing two or less. The last two games, the Mean Green offense has only had two, three-and-out series. Here is a look at the number of three-and-out series per game by North Texas and its opponents:

Opponent	NT 3-and-out	Opp. 3-and-out
Oklahoma	5	2
SMU	1	1
Florida Atlantic	2	4
Arkansas	6	0
UL-Lafayette	1	5
UL-Monroe	2	3
Troy	5	2
Middle Tennessee	2	5
Navy	2	0
Arkansas State	2	2
Avg. Per Game	2.8	2.4

**Third Down Distance** – Todd Dodge has emphasized that his offense is most successful when not faced with third and long situations. The philosophy is to methodically move the chains by gaining enough yards on first and second down that third down doesn't become a statistical improbability with a long distance to gain. It is no coincidence that North Texas' two-best third down conversion efforts this season came against SMU and Navy when it had the fewest third-and-long situations. This year, North Texas is 27-of-112 (24 percent) converting third downs of five yards or more and 30-of-48 (63 percent) when faced with less than five yards on third down. Here is a breakdown of the third down situations and distance to gain for each game:

	3rd & Short (1-2 yards)	3rd & Middle (3-4 yards)	3rd & Long (5+ yards)	Avg. Distance to Gain	Conv.
Opponent					
Oklahoma	2	1	13	10.1	2/16
SMU	2	4	8	9.6	7/14
FAU	4	1	12	7.9	7/17
Arkansas	3	4	10	7.0	4/17
UL-Lafayette	7	3	12	6.5	10/22
UL-Monroe	2	4	11	7.5	7/17
Troy	2	1	15	9.1	3/18
Middle Tennessee	1	1	10	8.3	5/12
Navy	1	3	9	7.7	8/13
Arkansas State	3	1	8	7.3	4/12

**Turnover Trouble** – North Texas ranks seventh in the Sun Belt Conference and 106th nationally in turnover margin, giving up 29 turnovers while gaining 21. The Mean Green has won the turnover battle only twice this season, in a win against Louisiana-Monroe and in a loss to Troy. In the last three games, North Texas has been -6 on turnovers, losing nine and gaining three. Dating back to the beginning of the 2004 season, North Texas is 3-27 when committing more turnovers than its opponent and 9-3 when committing less.

**Points Off Turnovers** – The bigger problem for North Texas than the actual number of turnovers this year is what the Mean Green and its opponents are doing with ball after getting a turnover. In its only win of the year against Louisiana-Monroe, North Texas scored 17 points of three turnovers for a success rate of 100 percent. In its nine losses it has gained 21 turnovers and only scored four times for a success rate of 19 percent. Mean Green opponents have created 28 turnovers and scored 15 times for a success rate of 54 percent. Against Troy, North Texas gained seven turnovers and didn't score any points off those opportunities. North Texas has scored a total of 37 points off of 21 turnovers while its opponents have scored 97 points off of 28 turnovers.



# MEAN GREEN

## Sun Belt Standings

Team	Conference	Overall
Troy	5 0 1.000	7 3
Florida Atlantic	4 1 .800	5 5
Middle Tennessee	4 2 .667	5 6
Louisiana-Monroe	3 3 .500	5 6
Arkansas State	3 4 .429	5 6
Louisiana-Lafayette	3 3 .500	3 8
North Texas	1 5 .167	1 9
Florida International	0 5 .000	0 10

## This Week in the Sun Belt

Nov. 20

Middle Tennessee at Troy 6 p.m.

Nov. 24

Western Kentucky at North Texas 3 p.m.

Florida Atlantic at Florida International\* 6 p.m.

ULM at UL-Lafayette 6 p.m.

\* Sun Belt Conference Game

All Times Central

## Quickie Stats

### Mean Green's Record When:

Leading at the half .....	1-3
Trailing at the half .....	0-6
Tied at the half .....	0-0
Leading after three quarters .....	1-2
Trailing after three quarters .....	0-7
Tied after three quarters .....	0-0
Scoring first .....	1-5
Opponent scores first .....	0-4
Running more plays than opponent .....	0-4
Opponent runs more plays .....	1-5
Committing more turnovers .....	0-6
Committing less turnovers .....	1-1
Turnovers are even .....	0-2
Committing at least two turnovers .....	0-9
Winning time of possession .....	1-5
Opponent wins time of possession .....	0-4
Running 70 or more off. plays .....	1-7
Running less than 70 off. plays .....	1-2
Rushing for 150 yards or more .....	1-3
Rushing for less than 150 yards .....	0-6
Passing for 200 yards or more .....	1-6
Passing for less than 200 yards .....	0-3
Passing % is over 55% .....	0-7
Passing % is less than 55% .....	1-2
Third down conv. is over 40% .....	1-5
Third down conv. is less than 40% .....	0-4
Gaining more total yards than opp. ....	0-4
Gaining less total yards than opp. ....	1-5
Playing at home .....	1-3
Playing on the road .....	0-6
Playing on natural grass .....	0-3
Playing on artificial surface .....	1-6

**Going Long** – North Texas quarterback Giovanni Vizza and wide receiver Casey Fitzgerald hooked up for a 99-yard touchdown in the win against Louisiana-Monroe earlier this year, setting a school record for the longest play ever from scrimmage. It was only the 16th time in NCAA Football Bowl Subdivision history and the first time in Sun Belt Conference history that any team had completed a 99-yard touchdown pass. It was the longest scoring play by North Texas since T.J. Covington returned a fumble 100 yards against Utah State in 2004.

**Youthful Front** – North Texas is playing with a very inexperienced offensive line this year, with only one starter returning from last year's team. Coming into this year, senior Adam Venegas is the only offensive lineman who has any career starts at North Texas. Of the other four starters, two are sophomores and two are freshmen. Before this season, Venegas had started 12 games and played in 20. Combined, the other four starters on this year's offensive line had played in 12 games and started none prior to this year.

**Dodge Ball Has Begun** – Todd Dodge became the 16th head coach in North Texas football history when he was hired to lead the Mean Green on Dec. 12, 2006. Dodge is back for his second tour of duty at North Texas after serving as the Mean Green passing game coordinator in 1992 and 1993. Over the last five years as the head coach at Southlake Carroll High School, Dodge led his team to an amazing 79-1 record while winning four state championships. His only loss during that time was by a single point in the 2003 state championship game.

**A Return to the North Texas Sideline** – Mean Green head coach Todd Dodge is making his second tour of duty on the North Texas sideline after he was an assistant coach under Dennis Parker in 1992 and 1993. Dodge was the passing game coordinator under Parker, helping teach the most prolific passer in North Texas history Mitch Maher. During his two years as the passing game coordinator, Dodge's offense totaled 4,806 passing yards for an average of 218.5 yards per game. Under his guidance in 1993, North Texas had 2,626 yards and 24 passing touchdowns, both of which have only been surpassed one time since then - and that was the year after Dodge left (1994). Maher, who holds North Texas passing records for career yards with 8,515, attributes much of his development to Dodge. North Texas has not had over 2,000 yards passing as a team since 1995, which was the first year the Mean Green returned to Div. I-A.

**Making the Rare Jump** – North Texas head coach Todd Dodge became just the sixth coach in history to make the rare jump from high school to major college head coach when he was announced as the new Mean Green boss on Dec. 12, 2006. Dodge joins Paul Brown of Ohio State, who came from Massillon, Ohio High School in 1941; Roy Lester of Maryland, who came from Montgomery High School in Rockville, Md. in 1969; Bob Commings of Iowa, who came from Massillon High School in 1974; Jerry Faust of Notre Dame, who came from Moeller High School in Cincinnati in 1981 and Dennis Parker who came to North Texas from Marshall (Texas) High School in 1991. Brown coached for three seasons at Ohio State and had a career record of 18-8-1. Lester was 7-25 in three years at Maryland, Commings was 17-38 in five years at Iowa, Faust was 30-26-1 in five years at Notre Dame and Parker was 11-21-1 during his three years at North Texas.

**First-Year Head Coaches** – Of the 24 Football Bowl Subdivision schools that made coaching changes this year, 13 hired coaches who have never been a college head coach. Through 11 weeks of the season, the 13 first-time head coaches have a combined record of 51-93 (.354). None of the first-time head coaches are undefeated this season. There are 10 new head coaches at non-BCS schools this year and those coaches have combined for a 41-78 (.346) record so far. The combined record of all 24 teams with new head coaches in 2007 is 112-152 (.424).

**Captains Named** – North Texas head coach Todd Dodge announced that six players will serve as team captains for the 2007 season following a vote by team members. Seniors Jeremiah Chapman, Maurice Holman, Brandon Jackson, Derek Mendoza, Jamario Thomas and Aaron Weathers were chosen by their peers to lead the Mean Green this season.

**Home Grown** – Of the 104 players on the North Texas roster, 94, or 90.4 percent, come from the state of Texas. Only four Football Bowl Subdivision schools have a higher percentage of in-state players on their respective rosters. San Jose State leads the way with 97.0 percent of its players (98 of 101) from the state of California. Florida Atlantic comes in second with 95.6 percent (88 of 92) of its players coming from Florida. Fresno State has 92.4 percent of its players (97 of 105) from California.



# MEAN GREEN

## Sun Belt Team Stat Leaders

### TOTAL OFFENSE

1. Troy .....	443.7
2. <b>North Texas</b> .....	<b>415.9</b>
3. UL-Lafayette .....	405.9
4. Fla. Atlantic .....	395.4
5. UL-Monroe .....	393.9
6. Arkansas State .....	381.6
7. Middle Tennessee .....	348.5
8. Fla. International .....	251.5

### PASS OFFENSE

1. <b>North Texas</b> .....	<b>302.1</b>
2. Fla. Atlantic .....	280.0
3. Troy .....	268.4
4. Arkansas State .....	211.6
5. Middle Tennessee .....	209.9
6. UL-Monroe .....	183.7
7. UL-Lafayette .....	147.8
8. Fla. International .....	131.5

### RUSH OFFENSE

1. UL-Lafayette .....	258.1
2. UL-Monroe .....	210.2
3. Troy .....	175.3
4. Arkansas State .....	170.0
5. Middle Tennessee .....	138.5
6. Fla. International .....	120.0
7. Fla. Atlantic .....	115.4
8. <b>North Texas</b> .....	<b>113.8</b>

### TOTAL DEFENSE

1. Arkansas State .....	367.9
2. Troy .....	389.8
3. Middle Tennessee .....	402.8
4. UL-Monroe .....	413.8
5. Fla. Atlantic .....	418.2
6. Fla. International .....	445.3
7. UL-Lafayette .....	460.5
8. <b>North Texas</b> .....	<b>514.4</b>

### PASS DEFENSE

1. Troy .....	179.0
2. Arkansas State .....	204.0
3. Middle Tennessee .....	208.7
4. UL-Lafayette .....	229.1
5. Fla. Atlantic .....	231.6
6. Fla. International .....	232.7
7. UL-Monroe .....	262.7
8. <b>North Texas</b> .....	<b>273.0</b>

### RUSH DEFENSE

1. UL-Monroe .....	151.1
2. Arkansas State .....	163.9
3. Fla. Atlantic .....	186.6
4. Middle Tennessee .....	194.1
5. Troy .....	210.8
6. Fla. International .....	212.6
7. UL-Lafayette .....	231.4
8. <b>North Texas</b> .....	<b>241.4</b>

**Fresh Faces** – North Texas had 21 players make their first appearance in a game during the season-opening loss to Oklahoma. Of those 21 who saw their first action, 15 were freshman, including nine true freshmen. For redshirt freshmen offensive linemen Matt Menard and Esteban Santiago it was not only their first action in a game, it was also their first career start. Walk-on true freshman kicker Thomas Moreland also saw his first action.

**Walk-On Success** – North Texas has had success in developing walk-on players into key contributors over the past few years. On this year's team there are four starters who came to North Texas as walk-ons. Senior linebacker Derek Mendoza, junior punter Truman Spencer and junior wide receiver Casey Fitzgerald all came to North Texas as walk-ons but have earned scholarships in their time on the team. Freshman kicker Thomas Moreland is the remaining starter who came as a non-scholarship player. Perhaps the best player in North Texas history that originally came as a walk-on was linebacker Chris Hurd who concluded his career as the Sun Belt Conference Defensive Player of the Year in 2003.

**Building a Winning Attitude** – Head Coach Todd Dodge has made it a mission to build his team with players who have experienced winning and been around winning programs. The 18 freshmen who make up Dodge's first signing class have combined to play in a total of 11 state championship games in high school. Of those 11 state championship appearances, seven have won state titles. Wide receivers Sam Dibrell and Marcus King, linebacker Justin Padron, defensive end Kyle Russo and quarterback Giovanni Vizza all won at least one state championship in high school.

**Ford One of Youngest** – North Texas offensive coordinator Todd Ford is the fourth-youngest offensive coordinator in the NCAA Football Bowl Subdivision (formerly Div. I-A). Ford was born on March 28, 1973 making him 34 years old during the 2007 season. Only Major Applewhite (29) of Alabama, Brian Harsin (30) of Boise State and Mark Helfrich (33) of Colorado are younger in the OC ranks. Among both offensive and defensive coordinators, Ford ranks as the 10th-youngest in the Football Bowl Subdivision.

**Letterman Breakdown** – Of the 104 players on the current North Texas roster, 45 have earned at least one varsity letter while playing football for the Mean Green. Only 11 players have earned three letters and eight of those are expected to be starters this week. There are 16 players who have earned two letters and 18 who have earned one letter. Of the 59 players who have not yet earned a varsity letter at North Texas, 16 are in the current two-deep.

**Television Time** – North Texas will play its final television game of the season this week against Western Kentucky. In all North Texas will have played seven times on television during 2007, including a nationally-televised game against Oklahoma to begin the season. The Mean Green was also televised as part of regional packages in games with Florida Atlantic, Louisiana-Lafayette, Louisiana-Monroe, Troy and Arkansas State.

**Four Named Preseason All-Conference** – North Texas placed four individuals on the Sun Belt preseason all-conference, which was more than every school in the league except Louisiana-Monroe and Middle Tennessee. Senior defensive end Jeremiah Chapman, senior linebacker Maurice Holman, junior punter Truman Spencer and senior safety Aaron Weathers all earned the prestigious preseason honor.

**Coaches Up/Coaches Down** – North Texas will put four assistant coaches in the press box during games and will have five assistants along with head coach Todd Dodge on the sideline. In the press box will be offensive coordinator Todd Ford, along with running backs coach Shelton Gandy, safeties coach Chuck Petersen and defensive ends coach David Rausch. On the sideline with Dodge will be defensive coordinator Ron Mendoza, defensive tackles coach Robert Drake, wide receivers coach Clayton George, cornerbacks coach Butch LaCroix and offensive line coach Spencer Leftwich. Graduate assistant coaches Beau Davidson and Scott Vestal will also be in the press box.

**Well Represented in the NFL** – North Texas has had more players drafted to play professional football than any other team in the Sun Belt Conference. Since the first NFL draft in 1936, North Texas has had 77 players drafted, including seven players picked in the first round. Arkansas State is second among Sun Belt Schools which have had players drafted with 46. Joe Greene is the highest drafted player ever from North Texas when he was selected by the Pittsburgh Steelers with the fourth overall pick in 1969.



# MEAN GREEN

## Sun Belt Individual Stat Leaders

### PASSING YDS/GAME

1. Rusty Smith (FAU) ..... 273.1
3. *Giovanni Vizza (NT)*..... 241.6

### PASSING EFFICIENCY

1. Dwight Dasher (MTSU) ..... 134.1
3. *Giovanni Vizza (NT)*..... 124.9

### RUSHING YDS/GAME

1. Calvin Dawson (ULM) ..... 122.5
8. *Jamario Thomas (NT)* ..... 52.3

### RECEPTIONS/GAME

1. *Casey Fitzgerald (NT)*..... 9.60
2. *Brandon Jackson (NT)* ..... 7.00

### RECEIVING YDS/GAME

1. *Casey Fitzgerald (NT)*..... 118.4
3. *Brandon Jackson (NT)* ..... 72.1

### TOTAL OFFENSE AVG/GAME

1. Omar Haugabook (Troy)..... 299.7
2. *Giovanni Vizza (NT)*..... 277.9

### FIELD GOAL PCT

1. Greg Whibbs (Troy)..... 84.6
8. *Thomas Moreland (NT)*..... 61.5

### TACKLES

1. C. Sincere..... 97
16. *Derek Mendoza (NT)* ..... 60

### TACKLES FOR LOSS

1. *Jeremiah Chapman (NT)*..... 12.0
2. Rodney Hardeway (ULL) ..... 11.0

### SACKS

1. Rodney Hardeway (ULL) ..... 7.0
5. *Jeremiah Chapman (NT)*..... 4.5

### INTERCEPTIONS

1. Tavious Polo (FAU) ..... 7
6. *Craig Robertson (NT)* ..... 4

### PUNTING AVG.

1. Scott Love (ULM)..... 42.4
3. *Truman Spencer (NT)*..... 41.5

## MEAN GREEN OFFENSIVE NOTES

**Conference Leaders** – North Texas leads the Sun Belt Conference and ranks 14th in the NCAA in passing offense with an average of 302.1 yards per game. North Texas needs 198 yards to break the school record for passing yards in a single season, which was 3,218 set in 1994... North Texas wide receivers Casey Fitzgerald (9.6 rpg and 118.4 ypg) and Brandon Jackson (7.0 rpg and 72.1 ypg) rank first and second respectively in both receptions and receiving yards this year. Fitzgerald has already broke the North Texas single-season record for receptions with 96 and the single-season record for receiving yards with 1,184. He needs just one touchdown to tie the single-season record for receiving touchdowns in a single season which is held by Ron Shanklin with 13.

**Mr. 3000** – Senior running back Jamario Thomas became just the second player in the history of the Sun Belt Conference to rush for over 3,000 career yards when he eclipsed the mark against Louisiana-Lafayette earlier this year.

Thomas moved into second place on the North Texas career rushing leaders list on a 77-yard touchdown run against Middle Tennessee and now has 3,289 career yards. Thomas has joined his former teammate Patrick Cobbs as the only two Sun Belt players to ever eclipse the 3,000-yard rushing mark. Thomas ranks 10th among all active Football Bowl Subdivision running backs in career yards, trailing leader Michael Hart of Michigan who has 4,911. He is also second on the North Texas career rushing leaders list, trailing Cobbs by 761 yards.

**Giving Them Fitz** – North Texas junior wide receiver Casey Fitzgerald has burst onto the scene after finding a happy home in Todd Dodge's new spread offense. The former walk-on leads the Sun Belt Conference and ranks third in the nation in receptions per game (9.6), and fourth in the nation in receiving yards per game (118.4). He has already set the Sun Belt and North Texas record for receptions and yards in a game earlier this year against SMU when he had 18 catches for 327 yards and was named the Sun Belt Offensive Player of the Week. Last week against Navy he set the North Texas and Sun Belt Conference record for touchdown receptions in a game with five. He holds the North Texas single-season records for receptions with 96 and receiving yards with 1,184.

**Vizza Delivery Man** – Head coach Todd Dodge made a switch at quarterback for the Louisiana-Lafayette game, going with true freshman Giovanni Vizza over junior Daniel Meager. In his first career start, he threw for 383 yards, which was the most-ever by a quarterback making his first start and the seventh-best passing performance in North Texas history. His eight touchdown passes against Navy broke the NCAA freshman record and his 478 yards in the same game was the fourth-most in school history. With two games remaining, Vizza has already thrown for 1,993 yards which is the most passing yards ever by a freshman at North Texas and ranks as seventh-best single-season performance regardless of classification. Vizza leads all true freshmen quarterbacks in the NCAA this year in passing attempts, completions, yards and touchdowns.

**Third Quarter Slump** – The Mean Green offense has struggled in the third quarter this year, as is evidence by the scoring and total offensive breakdown by quarter. North Texas has scored 40 points in the third quarter, while scoring 50 in the fourth, 56 in the first and 106 in the second. The Mean Green rushing and passing yards in the third quarter also trail each of the other three quarters. Here is a breakdown of the average total offense in each quarter per game:

Category	1st Quarter	2nd Quarter	3rd Quarter	4th Quarter
Rush Yards	34.4 avg.	23.3 avg.	18.6 avg.	34.5 avg.
Pass Yards	68.3 avg.	91.3 avg.	67.1 avg.	75.4 avg.
Total Offense	102.7 avg.	114.6 avg.	85.7 avg.	109.9 avg.

**Passing Fancy** – Through 10 games this season, North Texas has amassed 3,021 yards of passing for an average of 302.1 yards per game, which ranks No. 14 nationally. In the 92-year history of North Texas football, there has only been one time that a North Texas offense has passed for more than 3,021 yards in an entire season, 1994 when it had 3,218.

**Record Night** – Junior quarterback Daniel Meager and junior wide receiver Casey Fitzgerald stormed their way into the record books with their performances earlier this year against SMU. Meager broke the North Texas single-game records for passing attempts with 64, passing completions with 46 and passing yards with 601. Fitzgerald broke the North Texas and Sun Belt Conference records for single-game receptions with 18 and receiving yards with 327. His reception total ties for the 18th-best in NCAA FBS history and his receiving yards is the fourth-best in NCAA FBS history.





# MEAN GREEN

## North Texas Career Starts

(minimum of 10 games)

Jeremiah Chapman, Sr., DE .....	34
Aaron Weathers, Sr., DB .....	32
Derek Mendoza, Sr., LB .....	32
Maurice Holman, Sr., LB.....	32
Jamario Thomas, Sr., RB .....	29
Chad Rose, Jr., OL .....	27
Brandon Monroe, Sr., LB.....	22
Brandon Jackson, Sr., WR .....	22
Adam Venegas, Sr., OL.....	21
Antoine Bush, So, DB.....	21
Daniel Meager, Jr., QB.....	20

## North Texas Consecutive Starts

Jeremiah Chapman, Sr., DE .....	32
Maurice Holman, Sr., LB.....	22
Adam Venegas, Sr., OL.....	21
Antoine Bush, So., DB.....	17
Aaron Weathers, Sr., DB .....	12
Derek Mendoza, Sr., LB .....	12

## North Texas Milestone Victories

1	vs. Burlison College 25-0, 1914
<b>100</b>	<b>vs. Abilene Christian 18-7, 10/9/1936</b>
150	vs. Sam Houston 27-0, 10/25/1947
<b>200</b>	<b>vs. Midwestern 40-13, 10/22/1955</b>
250	vs. Southern Ill. 14-13, 10/31/1964
<b>300</b>	<b>vs. Houston 28-0, 10/11/1975</b>
350	vs. UL-Monroe 27-7, 11/5/1983
<b>400</b>	<b>vs. SW Texas 35-28, 10/9/1993</b>
<b>450</b>	<b>vs. Middle Tenn. 30-21, 10/2/2004</b>

**Bold - Home Games**

## Fouts Field Milestone Victories

1	vs. North Dakota 55-0, 9/27/52
100	vs. Abilene Christian 26-3, 10/3/1987
150	vs. Idaho 51-29, 11/13/2004

## Pronunciation Guide

Gary Oubre .....	Ew-bray
Daniel Meager.....	May-ger
Kartay Agobottah.....	CAR-tay Ag-BOAT-uh
Tobe Nwigwe .....	Nuh-whig-way
Ajani Banks.....	Uh-johnny
Adam Venegas.....	Vuh-nay-gus
Marquis Sykes.....	Sikes
Kenneth Okonkwo .....	Oh-con-kwo
Matthew Menard.....	Men-nard
Bryant Seidle.....	Sigh-dull
Raifu Durodoye.....	Ray-fu Dur-uh-day
Sam Dibrell .....	Dib-rule
Eric Lichty .....	Lick-tee
Latif Nurudeen .....	La-teef Nur-uh-deen
Giovanni Vizza.....	VEET-za

## MEAN GREEN DEFENSIVE/SPECIAL TEAMS NOTES

**Stacking it Up vs. Sun Belt** – There is a stark contrast in North Texas' defensive numbers in non-conference games versus conference games this season. In non-conference games, the Mean Green defense has allowed an average of 66 points per game, 366 yards rushing per game and 648 yards of offense per game. In league games, North Texas has allowed an average of 35 points per game, 158 yards rushing per game and 424 yards of total offense per game. In the overall statistics which include all games played North Texas ranks last in the Sun Belt in every defensive statistical category. In Sun Belt only games, ranks seventh in scoring defense, third in rushing defense, seventh in passing defense and sixth in total defense.

**Chapman Making Most** – Senior defensive end Jeremiah Chapman has been impressive through 10 games this season, leading the Sun Belt Conference with 12 tackles for loss. Chapman also ranks fifth in the league in quarterback sacks with 4.5. The only two games that Chapman didn't have at least one tackle for a loss this season was against Oklahoma and Arkansas. He currently ranks third on the team in total tackles with 54.

**Many Happy Returns** – True freshman Micah Mosely is starting to come into his own as a kickoff return specialist for North Texas. Mosely had eight kickoff returns for 161 yards against Navy for an average of 20.1 yards per return. He has four of the team's five longest returns this year, including a season-long 44-yarder against Troy. His average of 18.8 yards per return ranks eighth in the Sun Belt Conference.

**Linebackers Picking it Up** – Of the 10 interceptions by the North Texas defense this season, six have been picked off by Mean Green linebackers. Freshman linebacker Craig Robertson leads the team with four interceptions, picking up his latest in loss to Arkansas State last week. He is the first linebacker to have four interceptions in a season since Brad Kassell had four during the 2000 season. Linebackers Derek Mendoza and Maurice Holman also each have one interceptions this year, which equals the total by any other Mean Green defender. North Texas' 10 interceptions for the season is four more than the Mean Green had in 12 games last year.

**Thrown for a Loss** – North Texas has turned up the heat the last six weeks, getting more pressure on the opponent quarterback and throwing running backs for losses. In the first four games, the Mean Green defense had 11 tackles for loss and two quarterback sacks. In the last six games, the Mean Green had 34 tackles for loss and 10 quarterback sacks. Against Louisiana-Monroe, North Texas had four sacks and 12 tackles for losses.

**Quick Drives** – North Texas opponents have struck very quickly with big plays this year, resulting in very fast scoring drives. Of the 68 scoring drives by Mean Green opponents, 41 have consumed two minutes or less of game clock (60 percent). Only nine of total 68 scoring drives by the opponent have taken 10 or more plays and 32 have taken five plays or less. The average length of scoring drives by North Texas opponents this year is 60.4 yards on 6.2 plays while consuming 1:54 of game clock.

**Stopping the Big Run** – After allowing seven runs for 20 yards or more against Navy the previous week, the North Texas defense became much stingier last week against Arkansas State allowing just two. In fact, against all six Sun Belt Conference opponents, North Texas has allowed just seven runs of 20 or more yards and three of those came against Louisiana-Lafayette. In four non-conference games, the Mean Green has allowed 19 runs of 20 yards or more.

**Looking for a Three-Peat** – Aaron Weathers is looking to become the only Mean Green player in history to lead the team in tackles for three consecutive seasons. Weathers led the team with 113 tackles in 2005 and had a team-high 78 last season. He becomes only the seventh player to lead his team in consecutive seasons since North Texas starting keeping tackles as a stat in 1977. Of the seven previous players to lead their teams in back-to-back years, Weathers is the only defensive back. After 10 games this year he is four tackles behind Derek Mendoza who leads the team with 60.

**Breaking the Drought** – It has been 107 games and counting since North Texas has returned a kickoff for a touchdown. Broderick McGrew was the last Mean Green player to do so when he took a kickoff and returned it 100 yards in a 28-27 loss against Utah State on Nov. 14, 1998. The Mean Green is still well behind the streak leader Missouri, which has gone 278 games without returning a kickoff for a touchdown. North Texas' current streaks ranks as the 12th longest without a kickoff return for a score.



# MEAN GREEN

## CASEY FITZGERALD

### ALL-AMERICA CANDIDATE

#### #87 • Wide Receiver • Junior

### IF THE SHOE FITZ...

North Texas wide receiver Casey Fitzgerald joined the Mean Green football program as a walk-on and served two years in the shroud of a run-based offense. In the new Mean Green spread offense, Fitzgerald has had the ability to showcase his talents and has moved from obscurity to prominence. Should he be considered among the nation's elite wide receivers? Check out his accomplishments and you can decide... if the shoe fits!

- Only player in the nation with 13 or more receptions in three games this season.
- One of only two receivers in America this year with at least 95 catches, 1,100 yards receiving, 12 touchdowns.
- One of only two receivers in NCAA to have a 300-yard receiving game this year.
- Only wide receiver in the nation to record five touchdown receptions in a single game this season.
- Best single-game performance in NCAA this year with 18 receptions.
- Fifth-highest total in NCAA history for receiving yards in a game when he tallied 327 against SMU.

### WHERE HE RANKS

#### Receiving Yds. Per Game

1. Michael Crabtree (Texas Tech) ..... 155.08 yds
2. Jordy Nelson (Kansas State) ..... 131.00 yds
3. Harry Douglas (Louisville) ..... 123.67 yds
4. Casey Fitzgerald (North Texas) .... 118.40 yds

#### Receptions Per Game

1. Michael Crabtree (Texas Tech) ..... 10.42
2. Jordy Nelson (Kansas State) ..... 9.73
3. Casey Fitzgerald (North Texas) ..... 9.60

#### Touchdown Receptions

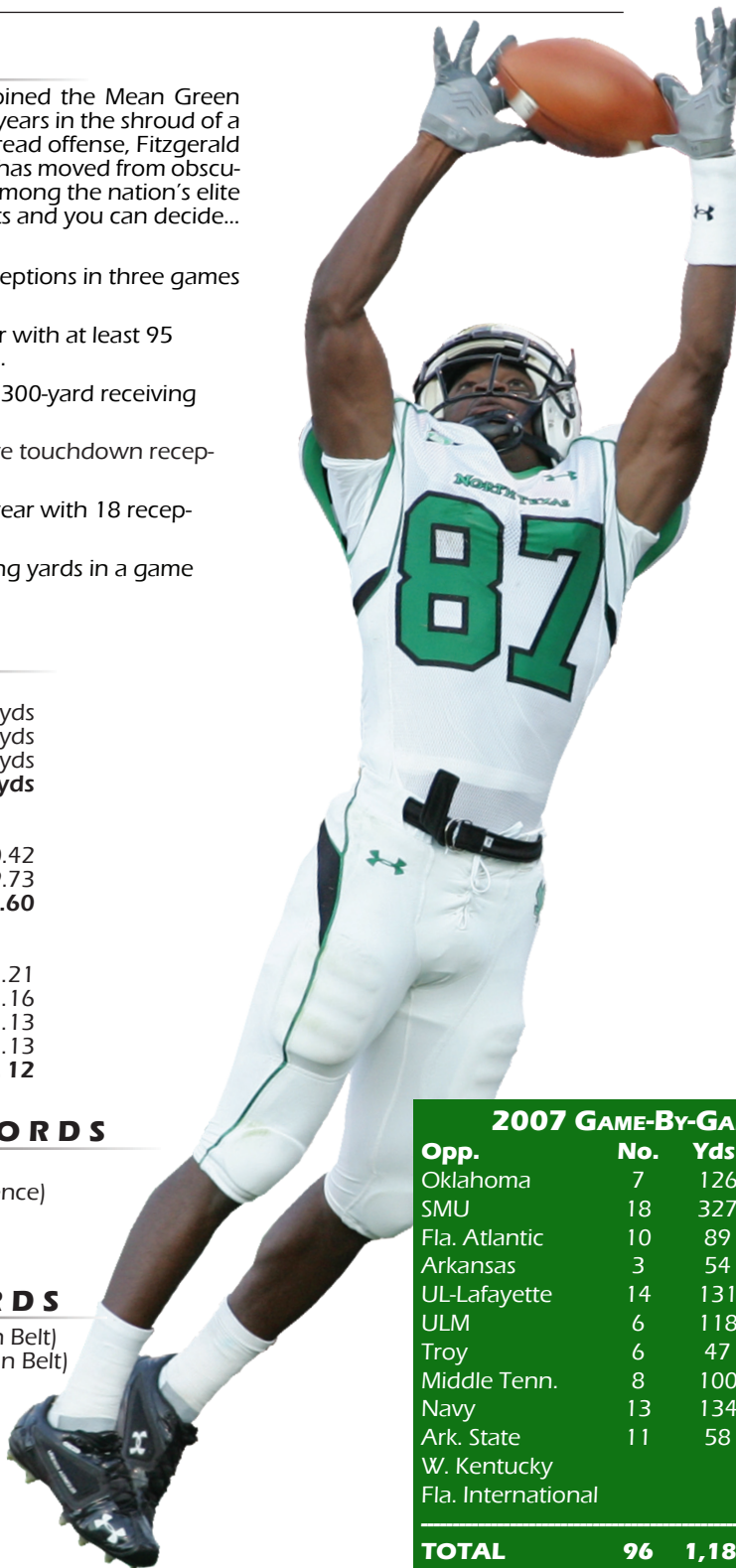
1. Michael Crabtree (Texas Tech) ..... 21
2. James Hardy (Indiana) ..... 16
3. Jarett Dillard (Rice) ..... 13
4. Jeff Moturi (UTEP) ..... 13
5. Casey Fitzgerald (North Texas) ..... 12

### SINGLE-SEASON RECORDS

- 1,184 Yards (North Texas)
- 96 Receptions (North Texas & Sun Belt Conference)
- 12 Touchdown Receptions (Sun Belt)
- 118.4 Receiving Yds/Game (Sun Belt)

### SINGLE-GAME RECORDS

- Five Receiving TDs vs. Navy (North Texas & Sun Belt)
- 327 Receiving Yards vs. SMU (North Texas & Sun Belt)
- 18 Receptions vs. SMU (Sun Belt)



#### 2007 GAME-BY-GAME

Opp.	No.	Yds.	TDs
Oklahoma	7	126	1
SMU	18	327	2
Fla. Atlantic	10	89	0
Arkansas	3	54	0
UL-Lafayette	14	131	2
ULM	6	118	1
Troy	6	47	0
Middle Tenn.	8	100	1
Navy	13	134	5
Ark. State	11	58	0
W. Kentucky			
Fla. International			
<b>TOTAL</b>	<b>96</b>	<b>1,184</b>	<b>12</b>



## Dodge Quick Facts

**Age:** 44

**Alma Mater:** Texas ('87)

**Record:** 1-9 (First Year)

**Previous Job:** Head Coach at Carroll HS

**Playing Experience:** Starting quarterback at Texas (1981-85)

**High School:** Port Arthur Jefferson (TX) High School ('81)

**Family:** Wife, Elizabeth; Son, Todd "Riley"; Daughter, Molly

- Finished coaching in high school ranks by winning four of last five Texas 5A state titles

- Still ranks in top 10 at the University of Texas in multiple passing statistics

## Dodge Coaching Experience

Year	School	Position
2000-06	Carroll HS	Head Coach
1998-00	Fossil Ridge HS	Head Coach
1996-98	Newman-Smith HS	Head Coach
1994-96	C.H. Yoe HS	Head Coach
1992-93	North Texas	Pass. Game Coord.
1988-92	McKinney HS	Off. Coord
1987-88	Rockwall HS	QB's/WR's
1981-85	Texas	Starting QB

## Former Dodge Players That Moved On To Div-I:

Joseph Agnew	Rice
<b>Trevor Ashlock</b>	<b>NORTH TEXAS</b>
Jake Benoist	Sam Houston State
Patric Benoist	Vanderbilt
Todd Bondy	Texas
Scott Chandler	Iowa
Chase Daniel	Missouri
Justin Drescher	Colorado
Mitch Enright	SMU
<b>Evan Fentriss</b>	<b>NORTH TEXAS</b>
Pete Fleps	SMU
Garrett Hartley	Oklahoma
Ben Hixson	Baylor
McKay Jacobson	BYU
Ricky Lay	Army
Greg McElroy	Alabama
<b>Justin Padron</b>	<b>NORTH TEXAS</b>
Michael Prince	Missouri
Clint Renfro	TCU
<b>Kyle Russo</b>	<b>NORTH TEXAS</b>
John Saldi	Texas Tech
Clint Schelbitski	Navy
Scott Simpson	Navy
Corbin Smiter	Rice
Adam Ulatowski	Texas
Chase Wasson	Texas State
Lazerius White	Arkansas

## HEAD COACH TODD DODGE

### Todd Dodge -The Last Five Years

#### 2006: Carroll High School (16-0)

USA Today National Champions ... Texas 5A Division I state title winners ... Finished holding a 48-game win streak ... Inducted into Texas High School Hall of Fame .. Son, Riley, quarterbacks Dragons and wins 5A Player of the Year honors.

#### 2005: Carroll High School (16-0)

PrepNation.com National Champions ... PrepNation.com National Coach of the Year ... Texas 5A Division II State Champions ... Set the Texas 5A season scoring record by putting up 764 points ... First-year quarterback Greg McElroy named 5A Player of the Year.

#### 2004: Carroll High School (16-0)

USA Today National Champion ... USA Today National Coach of the Year ... Texas 5A Division II State Champions ... Winner of the Schutt Sports National High School Coach of the Year Award ... American Football Quarterly National Coach of the Year ... Chase Daniel earns second consecutive 5A Player of the Year honors.

#### 2003: Carroll High School (15-1)

Fell in Texas 5A Division II state title game, 16-15, in program's only loss since advancing to Texas' largest classification ... Quarterback Chase Daniel named 5A Player of the Year.

#### 2002: Carroll High School (16-0)


Guided Dragons to Texas 5A Division II State Championship ... Team became the first to ever win a the state title in its first year in Class 5A ... Quarterback Chase Wasson named 5A Player of the Year award while setting state records in both passing yards (4,822) and touchdowns (54).

**OVERALL RECORD: 79-1**

**STATE TITLES: 4**

**NATIONAL TITLES: 3**

**STATE PLAYER OF THE YEAR AWARDS:5**



## WHAT THEY ARE SAYING ABOUT TODD DODGE ...

"I would say he is a coach who knows how to put together a successful operation and compete at a high level for an extended period of time. He has built a team and a philosophy that has staying power. In my personal dealings with him, I was impressed with his knowledge of the game, his dedication to the profession and his desire to succeed."

-- **Bill Parcells, Former NFL Head Coach**

"This is a great hire for North Texas. Todd Dodge is obviously a proven winner and a great motivator of young men. His offensive knowledge and his development of young quarterbacks is as good as anyone I've ever seen."

-- **Gary Pinkel, Head Football Coach, University of Missouri**

"Todd is a great coach and an even better person. A coach is a coach at any level, and Todd understands the role of the coach. He's had a lot of success and touched a lot of lives, and he is going to continue to do that."

-- **Mack Brown, Head Football Coach, University of Texas**





# MEAN GREEN

## 2007 GAME RECAPS



**North Texas**  
**No. 8 Oklahoma**

**10**  
**79**

**Sept. 1, 2007**

**Oklahoma Memorial Stadium • Norman, Okla.**



NORMAN, Okla. – DeMarco Murray rushed for five touchdowns to lead No. 8 Oklahoma football team to a 79-10 victory against North Texas in front of 84,472 at Gaylord Family Oklahoma Memorial Stadium on Saturday night.

The Mean Green (0-1) lost its first game in the era of head coach Todd Dodge. North Texas is now 36-53-3 in season openers and 0-7 in the series versus Oklahoma. The Sooners start off their season, 1-0.

In the first game of his career, Murray rushed for 87 yards on 17 carries. He scored four touchdowns in the first half and one in the second. The Sooners rushed for 265 in the game, while North Texas managed only 15 yards.


Sooners wide receiver Malcolm Kelly caught two touchdowns in the game, both in the second quarter. His first was a 65-yard reception, his longest catch of the day. His second touchdown grab came at the end of the first half, giving OU a 49-0 halftime lead. The 49 points is the largest halftime deficit for the Mean Green in the modern era. Texas scored 44 first-half points against the Mean Green in the 2004 season opener.

Three of the OU's four touchdowns in the second half came off North Texas turnovers. Daniel Meager was picked off at the start of the second half, while Giovanni Vizza was intercepted once in each quarter.

Meager started the game at quarterback and went 15-for-27 for 108 yards. Vizza relieved Meager in the third quarter and went 4-for-11 for 124 yards and one touchdown. Oklahoma passed for 403 yards in the game, compared to NT's 232.

North Texas' first scoring drive of the game came midway through the third quarter. After the Mean Green recovered a fumble on the North Texas 41-yard line, Vizza led North Texas on a 47-yard drive. Thomas Moreland connected on his first-ever field-goal attempt, a 29-yard kick.

The Oklahoma Sooners needed only 32 seconds to get on the scoreboard.



	1	2	3	4	Score
North Texas	0	0	3	7	10
Oklahoma	21	28	14	16	79

	NT	OU
First Downs	13	26
Rushes-Yards	31-15	45-265
Passing Yards	232	403
Passes (A-C-I)	38-19-3	28-25-0
Total Offense	232	403
Fumbles-Lost	2-0	2-2
Penalties-Yards	9-48	9-74
Time of Poss.	27:58	32:02

**RUSHING:** North Texas-Mosley, Micah 5-15; Montgomery, Cam 3-7. Oklahoma-Madu, Mossis 9-87; Murray, DeMarco 17-87; Gutierrez, Jacob 10-33.

**PASSING:** North Texas-Meager, Daniel 15-27-1-108; Vizza, Giovanni 4-11-2-124. Oklahoma-Bradford, Sam 21-23-0-363.

**RECEIVING:** North Texas-Fitzgerald, Cas 7-126; Jackson, Brando 7-84. Oklahoma-Iglesias, Juaqu 7-128; Kelly, Malcolm 4-118. Gresham, Jermai 3-64.

Attendance 84,472



**North Texas**  
**SMU**

**35**  
**41**

**Sept. 8, 2007**

**Gerald J. Ford Stadium • Dallas, Texas**

DALLAS, Texas – Despite school-record performances by Daniel Meager and a Casey Fitzgerald, the SMU football team scored two fourth-quarter touchdowns to take a 45-31 victory against North Texas on Saturday night at Gerald J. Ford Stadium.

The Mustangs (1-1) won its first game of the season and avenges last season's loss to the Mean Green. North Texas is still winless at 0-2 and trails in the series vs. SMU, 28-4-1. The Mustangs lead the series in Dallas against NT, 22-1-1.


Meager broke Steve Ramsey's 38-year old single-game passing record with a 601-yard performance. The junior had a career night, completing 46-of-64 passes, both school records. He also had three touchdown passes. Meager also had a career-high long pass of 66 yards to Fitzgerald, which set up a third-quarter field goal.

Fitzgerald set the North Texas single-game receiving record with 327 yards. He caught a career-high eight passes, including two touchdown passes. The 327 receiving yards is also the fourth-best single-game performance in NCAA Division I history.

As a team, North Texas also broke school records. The Mean Green broke single-team records for total offensive yards (613) and passing yards (524). The previous record was set in 1969 game against Southwest Louisiana.

The Mustangs extended its score to 31-17 in the third quarter before North Texas began a fourth-quarter comeback. Meager led an 80-yard drive at the start of the fourth quarter, resulting with a 26-yard touchdown pass to Fitzgerald to bring NT within seven points, 31-24.

North Texas tied the game at 31-31 midway through the fourth quarter after losing a first-quarter lead. North Texas tied the game with a two-yard touchdown carry by Micah Mosley, the first of his career. The Mean Green drove 99 yards with a 34-yard catch to Fitzgerald to set up the Mosley run.



	1	2	3	4	Score
North Texas	14	0	3	14	31
SMU	3	14	14	14	45

	NT	SMU
First Downs	31	28
Rushes-Yards	21-12	32-181
Passing Yards	601	353
Passes (A-C-I)	64-46-3	42-30-1
Total Offense	613	534
Fumbles-Lost	2-1	2-1
Penalties-Yards	11-61	9-65
Time of Poss.	29:00	31:00

**RUSHING:** North Texas-Mosley, Micah 12-39; Meager, Daniel 8-minus 4; TEAM 1-minus 23. SMU-WILLIS, Justin 10-82; MARTIN, DeMyron 11-54; MAPPS, James 10-46.

**PASSING:** North Texas-Meager, Daniel 46-64-3-601. SMU-WILLIS, Justin 30-42-1-353.

**RECEIVING:** North Texas-Fitzgerald, Cas 18-327; Jackson, Brando 10-133; Washington, Kor 8-70; Stickler, Brock 3-48. SMU-SANDERS, E. 10-72; LOWERY, Devin 7-160; SLEDGE, Zack 7-84; GIVENS, C. 3-14.

Attendance 20,517





## 2007 GAME RECAPS



**Florida Atlantic**  
**North Texas**

**30**  
**20**

**Sept. 22, 2007**


**Fouts Field • Denton, Texas**



DENTON, Texas – Florida Atlantic scored two fourth-quarter touchdowns to take a 30-20 victory from the North Texas football team on Saturday night in front of a crowd of 20,479 at Fouts Field.

“I thought we did some things really well, but we had too many mistakes in the second half,” said North Texas head coach Todd Dodge. “I thought our defense played better tonight and our offense had some real bright spots, but we couldn’t put everything together in the second half.”

North Texas held a 17-10 halftime lead before giving up 20 points in the second half. Thomas Moreland’s field goal in the third quarter was the only points the Mean Green would score in the second half. Moreland missed a 25-yard field-goal attempt at the end of



the game, ending his streak of four consecutive field goals. He nailed a pair of 37-yard field goals in tonight’s game, which are season-long makes.

The Owls took its first lead of the game with a 74-yard touchdown reception from Rusty Smith to Cortez Gent midway through the fourth quarter. The touchdown gave FAU a 23-20 advantage. The visitors extended the lead to 30-20 with a rushing touchdown at 3:36, which resulted from a blocked punt.

North Texas quarterback Daniel Meager completed 38 of 61 passes for 301 yards. He found Kory Washington for the first score of the day, a 15-yard reception. The touchdown was the first of Washington’s career. The 38 completions ranks fifth in school history, while the 61 attempts ties for second.

As a team, North Texas ran for 165 yards in the game, including 129 in the first half. In the Mean Green’s first two games, NT ran for a combined 27 rushing yards.

Casey Fitzgerald and Brandon Jackson led the receivers with 10 catches each. Fitzgerald caught 10 passes for 89 yards, including a long of 21.

Aaron Weathers and Derek Mendoza led the defense with 10 tackles each. Maurice Holman recorded the team’s lone sack of the game.

	1	2	3	4	Score
Fla. Atlantic	3	7	3	17	30
North Texas	7	10	3	0	20

	FAU	NT
First Downs	17	29
Rushes-Yards	28-84	27-165
Passing Yards	322	301
Passes (A-C-I)	45-21-0	61-38-3
Total Offense	406	466
Fumbles-Lost	0-0	0-0
Penalties-Yards	7-68	7-55
Time of Poss.	27:47	32:13

**RUSHING:** Florida Atlantic-Edgecomb, D. 5-29; Pierre, C. 8-25; Rose, W. 4-17. North Texas-Thomas, Jamario 14-117; Meager, Daniel 11-31.

**PASSING:** Florida Atlantic-Smith, R. 21-45-0-322. North Texas-Meager, Daniel 38-61-3-301.

**RECEIVING:** Florida Atlantic-Harmon, J. 6-94; Gent, C. 4-96; Bonner, C. 4-61; Edgecomb, D. 2-32; Rose, W. 2-4. North Texas-Fitzgerald, Cas 10-89; Jackson, Brando 10-88; Washington, Kor 6-48; Thomas, Jamario 5-12.

Attendance 20,479



**North Texas**  
**Arkansas**

**7**  
**66**

**Sept. 29, 2007**

**Donald W. Reynolds Stadium • Fayetteville, Ark.**

FAYETTEVILLE, Ark. – The Arkansas Razorbacks scored on its first five possessions on its way to a 66-7 victory over the University of North Texas Saturday night in front of 66,343 at Donald W. Reynolds Razorback Stadium.

The Mean Green (0-4, 0-1 Sun Belt) remains winless on the season and is now 4-30 all-time against SEC opponents.

The Arkansas backs combined to rush for 446 yards and five touchdowns. Heisman Trophy hopeful Darren McFadden rushed for 138 yards and two touchdowns to lead the way for Arkansas. Two other Arkansas backs broke the 100-yard mark against the Mean Green. Felix Jones finished with 132 yards and two scores, while

Brandon Barnett rushed for a career-high 105 yards.


“Those two guys (McFadden and Jones) were as good as advertised,” said North Texas head coach Todd Dodge. “They broke off some big runs that really put us in a hole early.”

The Razorbacks (2-2, 0-2 SEC) racked up 507 yards of total offense during the first half on their way to a 45-7 lead at the half. It was the most first half yards allowed by the Mean Green all season. Arkansas finished the game with 713 total yards of offense.

The Mean Green defense allowed six scoring drives that were under two minutes in time of possession. North Texas has now allowed 17 scores on the season in which the drive took less than two minutes.

Daniel Meager got the start for the Mean Green, completing seven-of-15 passes on the night for 71 yards. True freshman Giovanni Vizza entered midway through the first half and finished the game eight-of-25 for 118 yards. Meager and Vizza both threw interceptions in the 59-point loss. It’s the first time on the season in which the Mean Green has not committed three or more turnovers in a game.

The only Mean Green touchdown of the game came with 1:24 left in the first half when Vizza ran it in from one-yard out for his first rushing touchdown of his career. The touchdown was set up by a 33-yard Jamario Thomas run on third



	1	2	3	4	Score
North Texas	0	7	0	0	7
Arkansas	24	28	7	14	66

	NT	Ark.
First Downs	18	31
Rushes-Yards	35-140	55-446
Passing Yards	189	267
Passes (A-C-I)	41-15-2	25-15-0
Total Offense	329	713
Fumbles-Lost	1-0	2-2
Penalties-Yards	8-75	4-38
Time of Poss.	29:43	30:17

**RUSHING:** North Texas-Mosley, Micah 11-68; Thomas, Jamario 11-48; Vizza, Giovanni 6-15. Arkansas-Darren McFadden 19-138; Felix Jones 7-132; Brandon Barnett 16-105; Peyton Hillis 11-66.

**PASSING:** North Texas-Vizza, Giovanni 8-26-1-118; Meager, Daniel 7-15-1-71. Arkansas-Casey Dick 12-21-0-210; Nathan Emert 3-4-0-57.

**RECEIVING:** North Texas-Jackson, Brando 6-84; Fitzgerald, Cas 3-54; Washington, Kor 3-34. Arkansas-Robert Johnson 4-71; Felix Jones 3-48; London Crawford 2-70.

Attendance 66,343



# MEAN GREEN™

## 2007 GAME RECAPS



**North Texas**

**29**



**Louisiana-Lafayette**

**38**

**Oct. 6, 2007**

**ESPN+**


**Cajun Field • Lafayette, La.**

LAFAYETTE, La. – Louisiana-Lafayette used three scoring drives that took less than a minute to pick up a 38-29 victory over the University of North Texas Saturday night.

The Mean Green fall to 0-5 on the season and 0-2 in Sun Belt play. The victory was the first of the season for the Ragin' Cajuns.

A 37-yard field goal by Thomas Moreland cut the deficit to 35-29 with 2:55 to play in the game, but Tyrell Fenroy peeled off a 69-yard run to set up a 22-yard Louisiana-Lafayette field goal to seal the game.

"It's hard, after a disappointing loss like this, on what you tell your team," said North Texas head coach Todd Dodge. "This team has a lot of character. There are some better times ahead."



True freshman Giovanni Vizza got the nod at quarterback for his first career start. Vizza finished the game 35-of-57 for 383 yards and three touchdowns. His 383 passing effort is the eighth most ever by a North Texas quarterback in a game.

"I am very proud of the way Giovanni performed," Dodge said. "He had some jitters to start off, but I thought he got better as the game went on."

Vizza started off shaky, throwing two interceptions and fumbling the ball on an option pitch in the first quarter.

For the first time all season, the North Texas defense forced a three-and-out on its opponent's first two possessions. UL-Lafayette got on the board with 7:46 left in the first on a Derrick Smith touchdown catch from Michael Desormeaux. Desormeaux finished the game 10-of-20 passing 114 yard and two touchdowns, but burned the Mean Green defense for 169 rushing yards and two more scores.

The Mean Green outgained the Ragin' Cajuns 527 to 414. Jamario Thomas led the Mean Green ground attack with 13 rushes for 64. Freshman Micah Mosley finished the game with 55 yards on 11 attempts.

Junior wideout Brock Stickler set two single-game career highs in receptions and receiving yards. Stickler pulled down nine catches for 98 yards.

His single-game previous best were three receptions and 48 yards against SMU earlier in the season. Stickler also pulled down his first career receiving touchdown from eight yards out.

	1	2	3	4	Score
North Texas	0	12	7	10	29
UL-Lafayette	7	7	14	10	38

	NT	ULL
First Downs	25	14
Rushes-Yards	40-144	36-300
Passing Yards	383	114
Passes (A-C-I)	57-35-3	20-10-0
Total Offense	527	414
Fumbles-Lost	2-1	2-2
Penalties-Yards	8-63	9-72
Time of Poss.	40:36	19:24

**RUSHING:** North Texas-Thomas, Jamario 13-60; Mosley, Micah 11-54; Vizza, Giovanni 16-30. Louisiana-Lafayette-Desormeaux, Mic 18-150; Fenroy, Tyrell 7-123; Levier, Abdou 8-26.

**PASSING:** North Texas-Vizza, Giovanni 35-57-3-383. Louisiana-Lafayette-Desormeaux, Mic 10-20-0-114.

**RECEIVING:** North Texas-Fitzgerald, Cas 14-131; Stickler, Brock 9-98; Jackson, Brando 8-124. Louisiana-Lafayette-Smith, Derrick 4-80; Nevels, Phillip 2-9.

Attendance 9,464



**ULM**

**21**



**North Texas**

**31**

**Oct. 13, 2007**


**ESPN+**

**Fouts Field • Denton, Texas**

DENTON, Texas – The North Texas defense scored two touchdowns off interceptions and Casey Fitzgerald recorded the longest passing play in school history to lead the Mean Green football team to 31-21 victory against ULM and its first win of the season.

The Mean Green (1-5, 1-2 Sun Belt) is now tied in the series with the Warhawks, 12-12. ULM falls to 1-5 and 1-2 in the Sun Belt.

"It was nice that we finally put everything together and it paid off," head coach Todd Dodge said. "Our defense played its best game of the season and we got some breaks to go our way. I am so proud of this team that they kept working hard and didn't get discouraged after starting the season 0-5."



The North Texas defense held the Warhawks scoreless in the first half, while helping the offense out with two scores of its own. The Mean Green held a 21-0 lead at the half. ULM outscored NT in the second half, 21-10, but ran out of time.

The NT defense recorded three interceptions in the game, resulting in 17 points. Prior to tonight's game, the Mean Green had only one interception in its first five games. NT also had four sacks in the game after posting four in the first five games.

Fitzgerald posted the school's longest passing play with a 99-yard touchdown reception in the second quarter. The 99-yard passing play was also just the 16th time that the feat has occurred in NCAA history. Micah Mosley had the other offensive touchdown, a one-yard run that capped the scoring for the Mean Green late in the fourth quarter.

North Texas was the first to turn over the ball in the second quarter, but Montey Stevenson quickly returned it to the Mean Green with a 20-yard interception return for a touchdown on ULM's following play.

Dominique Green picked off ULM for a second time near the end of the first half and ran 75 yards for NT's third touchdown of the game.

	1	2	3	4	Score
ULM	0	0	7	14	21
North Texas	0	21	3	7	31

	ULM	NT
First Downs	22	17
Rushes-Yards	40-130	39-171
Passing Yards	291	202
Passes (A-C-I)	45-21-3	30-16-1
Total Offense	421	373
Fumbles-Lost	0-0	3-1
Penalties-Yards	8-56	5-35
Time of Poss.	29:26	30:34

**RUSHING:** Louisiana Monroe-Dawson, Calvin 18-65; Lancaster, K 8-31; Revell, Trey 7-23. North Texas-Mosley, Micah 11-73; Vizza, Giovanni 21-66; Thomas, Jamario 7-32.

**PASSING:** Louisiana Monroe-Revell, Trey 14-29-1-196; Lancaster, K 7-16-2-95. North Texas-Vizza, Giovanni 16-30-1-202.

**RECEIVING:** Louisiana Monroe-Goodin, Frank 6-79; Dawson, Calvin 4-33. North Texas-Fitzgerald, Cas 6-118; Stickler, Brock 6-68; Jackson, Brando 3-16; Washington, Kor 1-0.

Attendance 18,973





## 2007 GAME RECAPS



**North Texas**  
**Troy**

**7**  
**45**

**Oct. 20, 2007**

**Movie Gallery Veterans Stadium • Troy, Ala.**

TROY, Ala. – Despite forcing seven turnovers, the North Texas football team fell to Troy, 45-7, on Saturday afternoon at the Movie Gallery Veteran's Stadium.

The Trojans (5-2, 4-0) remain undefeated in Sun Belt play, while the Mean Green falls to 1-6 overall and 1-3 in conference play. The 45 points scored by Troy is the most North Texas has ever allowed against a Sun Belt Conference team.

"I thought our defense played well enough to win the game but our offense couldn't take advantage of the opportunities," said North Texas head coach Todd Dodge.

North Texas gained seven turnovers which is the most since it

gained eight against Florida International in 2005. The Mean Green defense intercepted the Troy offense four times and recovered three fumbles in the game. Four of the seven turnovers occurred in Troy territory but the Mean Green was unable to capitalize.


Quarterback Giovanni Vizza was harassed the entire game by the Troy blitz. The true freshman was sacked a season-high nine times in the game. The Mean Green offense rushed for only 26 yards in the game and was 3-for-18 on third-down conversions.

"We need to become more consistent offensively," said Dodge. "It is the job of all 11 people on offense to be productive and when you get sacked nine times it is not just the offensive line that is not performing, it is all 11 guys."

Micah Mosley scored NT's only points of the game; a nine-yard touchdown reception from Vizza in the third quarter. Mosley set up the score with a 44-yard kick-off return.

Troy's Omar Haugabook threw for 287 yards, completing 25-of-37 passes, including three touchdown passes. He also caught a 22-yard touchdown reception from wide receiver Gary Banks on a trick play for the first score of the game.

"We knew that they had the type of offense that could put up big numbers and we knew that we would have to score when we had the chance and we didn't do that," said Dodge.



	1	2	3	4	Score
North Texas	0	0	7	0	7
Troy	21	7	7	10	45

	NT	Troy
First Downs	13	21
Rushes-Yards	35-26	35-137
Passing Yards	179	356
Passes (A-C-I)	41-23-1	43-28-4
Total Offense	205	493
Fumbles-Lost	2-1	3-3
Penalties-Yards	5-40	7-70
Time of Poss.	33:54	26:06

**RUSHING:** North Texas-Thomas, Jamario 8-19; Vizza, Giovanni 24-5; TROY-Haugabook, Omar 12-42; Harris, DuJuan 6-36; Cattouse, Kenny 8-24.

**PASSING:** North Texas-Vizza, Giovanni 22-37-1-172; Meager, Daniel 1-2-0-7. TROY-Haugabook, Omar 25-37-4-287; Jones, Tanner 2-4-0-47.

**RECEIVING:** North Texas-Jackson, Brando 9-77; Fitzgerald, Cas 6-47; Dibrell, Sam 2-21. TROY-Banks, Gary 6-95; Allen, Josh 5-50; Cattouse, Kenny 5-41; Dawkins, Sean 3-25.

Attendance 23,887



**Middle Tennessee**  
**North Texas**

**48**  
**28**

**Oct. 27, 2007**

**Fouts Field • Denton, Texas**

DENTON, Texas – The Middle Tennessee football team scored 18 unanswered points in the second half to take a 48-28 victory against North Texas on Saturday night at Fouts Field.

The Blue Raiders (4-5, 3-1 Sun Belt) have won the last two games against the Mean Green. Both wins have come at Fouts Field. North Texas (1-7, 1-4) has lost its last two games.


North Texas cut the Blue Raiders lead to two points, 30-28, five minutes into the third quarter after a two-yard touchdown run by quarterback Giovanni Vizza. The Blue Raiders would go on to score the next 18 points, including two safeties back to back. An 18-yard touchdown run by DeMarco McNair with 2:48 left in the game sealed the game for the Blue Raiders.

Senior running back Jamario Thomas gave North Texas an early 7-0 lead with a 77-yard touchdown run down the left side of the field. The 77-yard scamper was the Mean Green's longest rushing play of the season and moved Thomas into second place in school history in career rushing yards.

The Blue Raiders would respond with 23 straight points, including a total of 14 points off a fumble recovery and a blocked punt. Quarterback Dwight Dasher threw a 51-yard touchdown pass to Taron Henry to put Middle Tennessee ahead 23-7 with 12:49 left in the first half.

The Blue Raiders would respond with 23 straight points, including a total of 14 points off a fumble recovery and a blocked punt. Quarterback Dwight Dasher threw a 51-yard touchdown pass to Taron Henry to put Middle Tennessee ahead 23-7 with 12:49 left in the first half.

Vizza would score NT's only points of the second half with a two-yard run five minutes into the third quarter. The freshman quarterback has thrown for 1,295 yards this season, the most ever by a Mean Green freshman quarterback. Vizza racked up 296 yards against the Blue Raiders to pass Andrew Smith (1,206 in 2002) for the mark. North Texas turned over the ball five times, including four interceptions by Vizza.



	1	2	3	4	Score
Middle Tenn.	10	20	7	11	48
North Texas	7	14	7	0	28

	MT	NT
First Downs	21	21
Rushes-Yards	42-1326	22-87
Passing Yards	203	296
Passes (A-C-I)	38-22-0	45-25-4
Total Offense	335	383
Fumbles-Lost	2-0	2-1
Penalties-Yards	9-86	13-110
Time of Poss.	36:08	23:00

**RUSHING:** Middle Tennessee-McNair, DeMarco 11-62; Tanner, Phillip 9-34; Dasher, Dwight 10-24. North Texas-Thomas, Jamario 10-89; Mosley, Micah 4-3.

**PASSING:** Middle Tennessee-Dasher, Dwight 16-21-0-159; Craddock, Joe 6-17-0-44. North Texas-Vizza, Giovanni 25-45-4-296.

**RECEIVING:** Middle Tennessee-Henry, Taron 6-103; Gee, Desmond 5-15; Williams, Bobby 4-36. North Texas-Dibrell, Sam 8-121; Fitzgerald, C. 8-100; Jackson, B. 1-7.

Attendance 18,181



## 2007 GAME RECAPS



**Navy**  
**North Texas**

**74**  
**62**

**Nov. 10, 2007**

**Fouts Field • Denton, Texas**

DENTON, Texas – The North Texas football team held a halftime lead against Navy but the Midshipmen pulled ahead for a 74-62 victory on Saturday night at Fouts Field in front of a crowd of 26,012.

North Texas falls to 1-8 overall and 0-1 in the first meeting ever with Navy. The Midshipmen extends their overall record to 6-4.

“We knew it was going to be this type of game, but I have never been a part of a game quite like this,” said North Texas head coach Todd Dodge. “You have to give a lot of credit to Navy because they executed their offense very well and we couldn’t stop them.”

The 136 points scored between Navy and North Texas sets a NCAA record for most points scored in a regulation game since the


NCAA started tracking the record in 1937. The 63 combined points scored in the second quarter was also a NCAA record for points in a quarter.

The Mean Green jumped out to a 14-0 lead and a 49-45 halftime advantage but Navy took over in the second half. North Texas held leads of 18 four times (28-10, 35-17, 42-24, 49-31) in the first half. Starting in the second quarter, Navy scored touchdowns on eight consecutive possessions. The Midshipmen punted once in the game.

Giovanni Vizza threw eight touchdown passes in the game, which is a NCAA record for most touchdown passes in a game by a freshman. He also tied a NCAA record for touchdown passes in a half with seven. His eight touchdown passes also broke a 38-year old school record for most touchdowns in a single game. The freshman threw for a personal-best 478 yards, which is the fourth most in school history.

Casey Fitzgerald caught a school record five receiving touchdown passes. With his 134 receiving yards, he came up five yards shy of setting the North Texas single-season receiving yards record. Fitzgerald is in second with 1,126 receiving yards. He also moved into second place with 12 receiving touchdowns this season.

The attendance of 26,012 is the third-largest crowd ever to see a game at Fouts Field.



	1	2	3	4	Score
Navy	10	35	20	9	74
North Texas	21	28	7	6	62

	Navy	NT
First Downs	31	29
Rushes-Yards	57-572	28-157
Passing Yards	108	478
Passes (A-C-I)	4-6-0	50-40-2
Total Offense	680	635
Fumbles-Lost	1-1	0-0
Penalties-Yards	4-35	9-79
Time of Poss.	26:31	33:29

**RUSHING:** NAVY-White,Shun 7-131; Singleton,Zerb 8-103; Ballard,Adam 13-87; Kettani,Eric 6-74; Bryant,Jarod 9-57; Kaheaku-Enhada 6-53. North Texas-Vizza, Giovanni 13-93; Thomas, J. 8-38.

**PASSING:** NAVY-Kaheaku-Enhada 4-5-0-108. North Texas-Vizza, Giovanni 40-50-2-478.

**RECEIVING:** NAVY-Barnes,Tyree 3-61; Campbell,Reggi 1-47. North Texas-Fitzgerald, C. 13-134; Jackson, B. 12-81; Dibrell, Sam 6-113; Washington, K. 4-127.

Attendance 26,012



**North Texas**  
**Arkansas State**

**27**  
**31**

**Nov. 15, 2007**

**Indian Stadium • Jonesboro, Ark.**

JONESBORO, Ark. – Corey Leonard threw a 27-yard touchdown pass to Brandon Thompkins with two seconds left to give Arkansas State a 31-27 win against the North Texas football team on Thursday night at Indian Stadium.

Arkansas State improves to 5-6 and 3-4 in the Sun Belt, while the Mean Green falls to 1-9 and 1-5 in the conference. The Indians take a 9-8 advantage in the series with the Mean Green.

“This is a tough way to lose,” said North Texas head coach Todd Dodge. “We did a lot of great things and I think when we look at the film we will see that we played the best game of the season in a lot of areas.”

With North Texas holding a 27-24 lead, the Indians drove 80 yards in the final two minutes of the game to set up Leonard’s touchdown pass.

The Mean Green led the entire game until the last-second ASU touchdown pass. North Texas jumped out to a 21-0 lead in the first half before ASU scored 17 unanswered points. NT’s only points in the second half came off two Thomas Moreland field goals in the fourth quarter.

With North Texas holding a 24-17 lead in the fourth quarter, Craig Robertson intercepted a Leonard toss, giving the Mean Green the ball at the ASU 39-yard line. Robertson leads the Mean Green with four interceptions this season. The North Texas drive stalled, but Moreland tied a career high with a 37-yard field goal to put North Texas ahead by 10.

ASU responded with two touchdown drives in the final four minutes to secure the come-from-behind victory.

The Mean Green jumped out to a 21-0 lead off three rushing touchdowns in the first half. After ASU scored a touchdown late the second quarter, the Indians shutout the Mean Green 10-0 in the third quarter. For the second straight week, North Texas scored on its opening possession. Senior Jamario Thomas rushed in from four yards out to give North Texas an early lead.

Junior wide receiver Casey Fitzgerald became North Texas’ single-season record holder for receiving yards on his first catch of the game.



	1	2	3	4	Score
North Texas	7	14	0	6	27
Ark. State	0	7	10	14	31

	NT	ASU
First Downs	23	29
Rushes-Yards	43-221	31-157
Passing Yards	160	313
Passes (A-C-I)	30-22-1	53-26-2
Total Offense	381	480
Fumbles-Lost	2-1	0-0
Penalties-Yards	7-60	7-73
Time of Poss.	34:11	25:49

**RUSHING:** North Texas-Vizza, Giovanni 17-79; Mosley, Micah 15-78; Thomas, Jamario 11-64. Arkansas State-Arnold, Reggie 11-75; Leonard, Corey 11-52.

**PASSING:** North Texas-Vizza, Giovanni 22-30-1-160. Arkansas State-Leonard, Corey 25-50-2-305.

**RECEIVING:** North Texas-Fitzgerald, C. 11-58; Jackson, B. 4-27; Stickler, Brock 3-27. Arkansas State-Dejohnette, L. 9-108; Thompkins, B. 7-107; Brown, Preston 6-73; Gillott, Trevor 2-13.

Attendance 11,736





## 2007 MEAN GREEN GAME-BY-GAME RESULTS

	Tm. Rushing (Att.-Yds.-TDs)		Tm. Passing (Att.-Comp.-Yds.-Int.-TDs)		Tm. Total Offense		Tm. First Downs		Fumbles-Lost	
	NT	Opp	NT	Opp	NT	Opp	NT	Opp	NT	Opp
at Oklahoma	31-15-0	45-265-7	38-19-232-1-1	28-25-403-0-3	247	668	13	26	2-0	2-2
at SMU	12-39-0	32-181-3	64-46-601-3-3	42-30-353-1-2	613	534	31	28	2-1	2-1
Florida Atlantic	27-165-1	28-84-2	61-38-301-3-1	45-21-322-0-1	466	406	29	17	0-0	0-0
at Arkansas	35-140-1	55-446-5	41-15-189-2-1	25-15-267-0-3	329	713	18	31	1-0	2-2
at UL-Lafayette	40-144-1	36-300-3	57-35-383-3-3	10-20-114-0-2	527	414	25	14	2-1	3-2
UL-Monroe	39-171-1	40-130-0	30-16-202-1-1	45-21-291-3-3	373	421	17	22	3-0	0-0
at Troy	26-35-0	35-137-0	41-23-179-1-1	43-28-356-4-5	205	493	13	21	2-1	3-3
Middle Tennessee	22-87-2	42-132-3	45-25-296-4-2	38-22-203-0-3	383	335	21	21	2-1	2-0
Navy	28-157-1	57-572-8	50-40-478-2-8	6-4-108-0-1	635	680	29	31	1-0	1-1
at Arkansas State	43-221-3	31-167-2	30-22-160-1-0	53-26-313-2-2	381	480	23	29	2-1	0-0
Western Kentucky										
at Florida International										

### Individual Rushing (Att.-Yds.-TD)

	J.Thomas	M. Mosley
at Oklahoma	5-10-0	5-16-0
at SMU	---	12-39-1
Florida Atlantic	14-117-1	2-17-0
at Arkansas	11-48-0	11-68-0
at UL-Lafayette	13-64-0	11-55-0
UL-Monroe	7-32-0	11-73-1
at Troy	8-19-0	3-2-0
Middle Tennessee	10-96-1	4-3-0
Navy	8-38-0	7-28-1
at Arkansas State	11-64-2	15-78-1
Western Kentucky		
at Florida International		

### Individual Passing (Att.-Comp.-Yds.-Int.-TD)

	G. Vizza	D. Meager
at Oklahoma	11-4-124-2-1	27-15-108-1-0
at SMU	---	64-46-601-3-3
Florida Atlantic	---	61-38-301-3-1
at Arkansas	26-8-118-2-0	15-7-71-1-0
at UL-Lafayette	57-35-383-3-3	---
UL-Monroe	30-16-202-1-1	---
at Troy	37-22-172-1-1	1-2-7-0-0
Middle Tennessee	45-25-296-4-2	---
Navy	50-40-478-2-8	---
at Arkansas State	30-22-160-1-0	---
Western Kentucky		
at Florida International		

### Individual Receiving (Rec.-Yds.-TD)

	B. Jackson	C. Fitzgerald	B. Stickler	K. Washington	Sam Dibrell	B.J. Lewis
at Oklahoma	7-84-0	7-126-1	1-15-0	1-12-0	---	---
at SMU	10-133-1	18-327-2	3-48-0	8-70-0	---	3-9-0
Florida Atlantic	10-88-0	10-89-0	2-11-0	6-48-1	---	3-44-0
at Arkansas	6-84-0	3-54-0	---	3-34-0	---	2-18-0
at UL-Lafayette	8-124-0	14-131-2	9-98-1	3-28-0	---	---
UL-Monroe	3-16-0	6-118-1	6-68-0	1-0-0	---	---
at Troy	9-77-0	6-47-0	1-6-0	1-(-3)-0	2-21-0	---
Middle Tennessee	1-7-0	8-100-1	1-16-0	1-7-0	8-121-1	---
Navy	12-81-0	13-134-5	3-14-0	4-127-2	6-113-1	1-9-0
at Arkansas State	4-27-0	11-58-0	3-27-0	2-5-0	1-42-0	---
Western Kentucky						
at Florida International						



# MEAN GREEN

## NORTH TEXAS INDIVIDUAL LEADERS BY GAME

Game	Rushing (att-yds-td)	Passing (att-comp-yds-td)	Receiving (rec-yds-td)	Tackles
at Oklahoma	M. Mosley (5-16-0)	G. Vizza (11-4-124-0)	C. Fitzgerald (7-126-0)	A. Weathers (9)
at SMU	M. Mosley (12-39-1)	D. Meager (64-46-601-3)	C. Fitzgerald (18-327-2)	K. Agbottah (8)
Florida Atlantic	J. Thomas (14-117-1)	D. Meager (61-38-301-1)	C. Fitzgerald (10-89-0)	A. Weathers (9)
at Arkansas	M. Mosley (11-71-0)	G. Vizza (26-8-118-0)	B. Jackson (6-84-0)	R. Cotton (10)
at UL-Lafayette	J. Thomas (13-64-0)	G. Vizza (57-35-383-3)	C. Fitzgerald (14-131-2)	J. Miller (9)
UL-Monroe	M. Mosley (11-73-1)	G. Vizza (30-16-202-1)	C. Fitzgerald (6-118-1)	M. Stevenson (10)
at Troy	J. Thomas (8-19-0)	G. Vizza 37-22-172-1)	B. Jackson (9-77-0)	D. Mendoza (8)
Middle Tennessee	J. Thomas (10-89-1)	G. Vizza (45-25-296-2)	S. Dibrell (8-121-1)	J. Chapman (11)
Navy	G. Vizza (13-97-0)	G. Vizza (50-40-478-8)	C. Fitzgerald (13-134-5)	C. Robertson (9)
at Arkansas State	G. Vizza (17-79-0)	G. Vizza (30-22-160-0)	C. Fitzgerald (11-58-0)	J. Chapman (8)
Western Kentucky				
at Florida International				

## OPPONENT INDIVIDUAL LEADERS BY GAME

Game	Rushing (att-yds-td)	Passing (att-comp-yds-td)	Receiving (rec-yds-td)	Tackles
at Oklahoma	D. Murray (9-87-5)	S. Bradford (23-21-363-3)	J. Iglesias (7-128-0)	C. Lofton (11)
at SMU	J. Willis (10-89-0)	J. Willie (43-30-353-2)	D. Lowery (7-160-0)	J. Lindley (9)
Florida Atlantic	D. Edgecomb (5-29-1)	R. Smith (45-21-322-1)	C. Gent (4-96-1)	C. Sincere (15)
at Arkansas	D. McFadden (19-138-2)	C. Dick (21-12-210-3)	R. Johnson (4-71-1)	D. Ambrose (7)
at UL-Lafayette	M. Desormeaux (18-169-2)	M. Desormeaux (20-10-114-2)	D. Smith (4-80-1)	A. Zanders (9)
UL-Monroe	C. Dawson (18-65-0)	T. Revell (29-14-196-3)	F. Goodin (6-79-1)	G. James (9)
at Troy	O. Haugabook (12-42-0)	O. Haugabook (37-25-287-3)	G. Banks (6-95-1)	S. Martin (11)
Middle Tennessee	D. McNair (11-62-0)	D. Dasher (21-16-159-2)	T. Henry (6-103-1)	A. Glover (7)
Navy	S. White (7-131-2)	K. Kaheaku-Enhada (5-4-108-1)	T. Barnes (3-61-1)	K. Edwards (7)
at Arkansas State	R. Arnold (11-75-1)	C. Leonard (50-25-305-2)	L. Dejohnette (9-108-0)	K. Burns (13)
Western Kentucky				
at Florida International				

## SUN BELT CONFERENCE PLAYERS OF THE WEEK

Week	Offense	Defense	Special Teams
Sept. 3	Corey Leonard (Ark. State)	Tyrell Johnson (Ark. State)	Jason Chery (UL-Lafayette)
Sept. 10	<b>Casey Fitzgerald (North Texas)</b>	Jarrett Jones (UL-Lafayette)	Cole Wilson (ULM)
Sept. 17	Rusty Smith (Fla. Atlantic)	Tavious Polo (Fla. Atlantic)	Leodis McKelvin (Troy)
Sept. 24	Kenny Cattouse (Troy)	Cergile Sincere (Fla. Atlantic)	Brandon Thompkins (Ark. State)
Oct. 1	Corey Leonard (Ark. State)	Boris Lee (Troy)	Kevin Jones (Ark. State)
Oct. 8	Rusty Smith (Fla. Atlantic)	Greg James (ULM)	Leodis McKelvin (Troy)
Oct. 15	Corey Leonard (Ark. State)	<b>Montey Stevenson (North Texas)</b>	Scott Love (ULM)
Oct. 22	Darrell McNeal (ULM)	Sherrod Martin (Troy)	Leodis McKelvin (Troy)
Oct. 29	Calvin Dawson (ULM)	Erik Walden (Middle Tennessee)	David DeFatta (Middle Tennessee)
Nov. 5	Joe Craddock (Middle Tennessee)	Alex Suber (Middle Tennessee)	Bradley Robinson (Middle Tennessee)
Nov. 12	<b>Giovanni Vizza (North Texas)</b>	Rodney Hardeway (UL-Lafayette)	David DeFatta (Middle Tennessee)
Nov. 19	Marty Humphrey (ULM)	Quintez Secka (ULM)	Scott Love (ULM)



## NORTH TEXAS SCORING DRIVES

Opponent	Qtr.	Plys-Yds	Time	How
Oklahoma	3rd	8-47	2:16	23-yd, Moreland FG
Oklahoma	4th	5-80	1:29	69-yd, Fitzgerald from Vizza
SMU	1st	10-80	4:04	4-yd, Jackson from Meager
SMU	1st	4-71	1:22	25-yd, Fitzgerald from Meager
SMU	3rd	7-75	2:02	29-yd, Moreland FG
SMU	4th	8-80	2:22	26-yd, Fitzgerald from Meager
SMU	4th	9-99	1:44	2-yd, Mosley run
FAU	1st	10-91	4:31	15-yd, Washington reception
FAU	2nd	10-60	2:43	37-yd, Moreland FG
FAU	2nd	2-57	0:23	42-yd, Thomas run
FAU	3rd	10-55	3:35	37-yd, Moreland FG
Arkansas	2nd	9-80	3:18	1-yd, Vizza run
ULL	2nd	4-24	1:48	0-yd, Stickler run
ULL	2nd	6-72	3:05	39-yd, Fitzgerald reception
ULL	3rd	11-75	4:48	8-yd, Stickler, reception
ULL	4th	9-74	3:52	27-yd, Fitzgerald reception
ULL	4th	11-52	4:21	36-yd, Moreland FG
ULM	2nd	---	---	20-yd, Stevenson interception
ULM	2nd	1-99	0:16	99-yd, Fitzgerald reception
ULM	2nd	---	---	75-yd, Green interception
ULM	3rd	4-6	1:07	20-yd, Moreland FG
ULM	4th	7-46	3:15	1-yd, Mosley run
Troy	3rd	6-46	2:08	30-yd, Mosley reception
MT	1st	2-77	0:16	77-yd, Thomas run
MT	2nd	7-79	1:36	20-yd, Dibrell reception
MT	2nd	7-80	2:50	9-yd, Fitzgerald, reception
MT	3rd	8-76	2:31	2-yd, Vizza run
Navy	1st	13-73	5:15	9-yd, Fitzgerald reception
Navy	1st	5-59	2:37	36-yd, Washington reception
Navy	1st	8-79	3:09	9-yd, Fitzgerald reception
Navy	2nd	1-25	0:06	25-yd, Fitzgerald reception
Navy	2nd	2-60	0:41	60-yd, Washington reception
Navy	2nd	2-39	0:47	29-yd, Fitzgerald reception
Navy	2nd	2-70	1:01	75-yd, Dibrell reception
Navy	3rd	7-59	3:22	17-yd, Fitzgerald reception
Navy	4th	12-71	4:59	1-yd, Mosley run
ASU	1st	10-65	5:16	4-yd, Thomas run
ASU	2nd	9-88	3:20	2-yd, Mosley run
ASU	2nd	1-4	0:05	4-yd, Thomas run
ASU	4th	1-61	4:01	28-yd, Moreland FG
ASU	4th	7-19	3:39	37-yd, Moreland FG



## OPPONENT SCORING DRIVES

Opponent	Qtr.	Plys-Yds	Time	How	Opponent	Qtr.	Plys-Yds	Time	How
Oklahoma	1st	4-68	0:32	15-yd, Gresham from Bradford	MT	1st	13-56	5:49	39-yd, DeFatta FG
Oklahoma	1st	5-67	1:42	44-yd, Murray run	MT	1st	4-10	1:34	1-yd, McNair run
Oklahoma	1st	6-74	2:35	1-yd, Murray run	MT	2nd	7-32	2:37	7-yd, Honeycutt reception
Oklahoma	2nd	12-71	4:43	3-yd, Murray run	MT	2nd	1-51	0:08	51-yd, Henry reception
Oklahoma	2nd	3-76	1:11	65-yd, Kelly from Bradford	MT	2nd	12-83	6:06	4-yd, McNair reception
Oklahoma	2nd	8-69	3:01	1-yd, Murray run	MT	3rd	1-5	0:05	5-yd, Tanner run
Oklahoma	2nd	3-42	0:39	24-yd, Kelly from Bradford	MT	4th	---	---	TEAM safety
Oklahoma	3rd	2-20	0:26	3-yd, Murray run	MT	4th	---	---	Walden safety
Oklahoma	3rd	---	---	25-yd, Harris interception ret.	MT	4th	5-53	2:48	18-yd, McNair run
Oklahoma	4th	4-66	1:19	1-yd, Madu run					
Oklahoma	4th	4-18	1:35	1-yd, Gutierrez run	Navy	1st	9-60	3:03	22-yd, Bullen FG
Oklahoma	4th	---	---	Davis safety	Navy	1st	1-41	0:07	41-yd, Barnes reception
					Navy	2nd	7-78	2:28	12-yd, Ballard run
SMU	1st	10-64	3:56	29-yd, Morestead FG	Navy	2nd	2-78	0:30	64-yd, White run
SMU	2nd	8-81	2:56	5-yd, Mapps run	Navy	2nd	7-57	2:52	3-yd, Singleton run
SMU	2nd	6-70	0:47	1-yd, Martin run	Navy	2nd	7-68	2:51	21-yd, Campbell run
SMU	3rd	4-71	1:38	1-yd, Sanders from Willis	Navy	2nd	2-50	0:11	3-yd, Singleton run
SMU	3rd	11-82	4:37	29-yd, Mapps run	Navy	3rd	9-60	4:33	6-yd, Bryant run
SMU	4th	7-53	2:53	13-yd, Sledge from Willis	Navy	3rd	3-80	1:08	65-yd, Singleton run
SMU	4th	---	---	49-yd, Hudman interception	Navy	3rd	3-64	1:02	12-yd, Kettani run
					Navy	4th	---	---	TEAM safety
FAU	1st	15-66	5:20	20-yd, Leroy FG	Navy	4th	---	---	73-yd, Campbell kickoff return
FAU	2nd	4-18	1:02	9-yd, Pierre run					
FAU	3rd	7-38	2:18	37-yd, Moreland FG	ASU	2nd	5-64	1:28	30-yd, Brown run
FAU	4th	9-68	2:36	29-yd, Leroy FG	ASU	3rd	7-67	2:14	15-yd, Arnold run
FAU	4th	1-74	0:05	74-yd, Gent reception	ASU	3rd	11-46	3:45	32-yd, Arauco FG
FAU	4th	5-17	2:45	7-yd, Edgecomb run	ASU	4th	9-61	1:46	6-yd, Jordan reception
					ASU	4th	10-80	1:18	27-yd, Thompkins reception
Arkansas	1st	6-69	1:52	35-yd, Jones run					
Arkansas	1st	4-81	1:30	61-yd, Crawford from Dick					
Arkansas	1st	7-30	2:16	39-yd, Tejada FG					
Arkansas	1st	8-56	2:36	2-yd, McFadden run					
Arkansas	2nd	8-80	1:23	37-yd, Johnson from Dick					
Arkansas	2nd	3-79	1:28	71-yd, Jones run					
Arkansas	2nd	3-62	1:12	4-yd, McFadden run					
Arkansas	3rd	4-19	1:23	5-yd, Miller from Dick					
Arkansas	4th	2-41	0:21	5-yd, Barnett run					
Arkansas	4th	---	---	100-yd, Norton interception					
ULL	1st	2-27	0:39	24-yd, Smith reception					
ULL	2nd	4-67	0:57	43-yd, Fenroy run					
ULL	3rd	1-73	0:25	73-yd, Desormeaux run					
ULL	3rd	6-70	1:42	3-yd, Belton reception					
ULL	4th	11-63	3:55	4-yd Desormeaux run					
ULL	4th	5-71	1:39	22-yd, Edmiston FG					
ULM	3rd	6-72	1:54	46-yd, Zacharie reception					
ULM	4th	9-62	2:06	2-yd, Zacharie reception					
ULM	4th	8-59	0:46	20-yd, Goodin reception					
Troy	1st	1-22	0:11	22-yd, Haugabook reception					
Troy	1st	---	---	52-yd, McKelvin punt return					
Troy	1st	6-63	1:47	42-yd, Banks reception					
Troy	2nd	3-52	0:35	46-yd, Jernigan reception					
Troy	3rd	6-52	1:31	8-yd, Cattouse reception					
Troy	4th	8-46	2:19	24-yd, Whibbs FG					
Troy	4th	6-59	1:36	38-yd, Bray reception					





## 2007 NORTH TEXAS LONG PLAYS

### North Texas

#### Pass (30 yards or greater)

99 - Giovanni Vizza to Casey Fitzgerald - ULM\*  
75 - Giovanni Vizza to Sam Dibrell - Navy\*  
69 - Giovanni Vizza to Casey Fitzgerald - Oklahoma\*  
66 - Daniel Meager to Casey Fitzgerald - SMU  
69 - Giovanni Vizza to Korey Washington - Navy\*  
51 - Daniel Meager to Casey Fitzgerald - SMU  
45 - Giovanni Vizza to Brandon Jackson - UL-Lafayette  
41 - Giovanni Vizza to Sam Dibrell - Arkansas State  
41 - Giovanni Vizza to Sam Dibrell - Middle Tennessee  
39 - Giovanni Vizza to Casey Fitzgerald - UL-Lafayette\*  
38 - Giovanni Vizza to Casey Fitzgerald - Arkansas  
38 - Daniel Meager to Brandon Jackson - SMU  
36 - Giovanni Vizza to Korey Washington - Navy\*  
35 - Giovanni Vizza to Brandon Jackson - UL-Lafayette  
34 - Daniel Meager to Casey Fitzgerald - SMU  
33 - Daniel Meager to Brock Stickler - SMU  
31 - Daniel Meager to Brandon Jackson - SMU  
30 - Daniel Meager to Brandon Jackson - Arkansas  
30 - Giovanni Vizza to Micah Mosley - Troy\*  
39 - Giovanni Vizza to Casey Fitzgerald - Middle Tennessee

#### Rush (20 yards or greater)

77 - Jamario Thomas - Middle Tennessee\*  
42 - Jamario Thomas - FAU\*  
38 - Giovanni Vizza - ULM  
33 - Jamario Thomas - Arkansas  
32 - Micah Mosley - Arkansas  
24 - Daniel Meager - Arkansas  
23 - Micah Mosley - Arkansas State  
20 - Jamario Thomas - UL-Lafayette

#### Punt (50 yards or greater)

73 - Truman Spencer - Middle Tennessee  
73 - Truman Spencer - SMU  
59 - Truman Spencer - Troy  
54 - Truman Spencer - FAU  
53 - Truman Spencer - Oklahoma  
50 - Truman Spencer - Arkansas

#### Kick Return (30 yards or greater)

44 - Micah Mosley - Troy  
35 - Antoine Bush - Arkansas  
33 - Micah Mosley - Navy  
33 - Micah Mosley - Navy  
32 - Evyn Roman - FAU

#### Punt Return (20 yards or greater)

23 - Evyn Roman - Troy

#### Field Goal (40 yards or greater)

NA

#### Interception (20 yards or greater)

75 - Dominique Green - ULM\*  
20 - Montey Stevenson - ULM\*

\* Touchdown



## 2007 OPPONENT LONG PLAYS

### Pass (30 yards or greater)

74 - Rusty Smith to Cortez Gent - FAU  
65 - Sam Bradford to Malcolm Kelly - Oklahoma\*  
61 - Casey Dick to London Crawford - Arkansas\*  
55 - Justin Willie to Devin Lowery - SMU  
51 - Dwight Dasher to Taron Henry - Middle Tennessee\*  
51 - Sam Bradford to Juaquin Iglesias - Oklahoma  
48 - Kinsmon Lancaster to LaGregory Sapp - ULM  
46 - Omar Haugabook to Jerrel Jernigan - Troy\*  
46 - Trey Revell to Zeek Zacaharie - ULM\*  
43 - Kaheaku-Enhada to Reggie Campbell - Navy  
42 - Omar Haugabook to Gary Banks - Troy\*  
42 - Sam Bradford to Jermaine Gresham - Oklahoma  
41 - Kaheaku-Enhada to Tyrell Barnes - Navy\*  
38 - Justin Bray to Tenner Jones - Troy\*  
37 - Casey Dick to Robert Johnson - Arkansas  
35 - Michael Desormeaux to Derrick Smith  
32 - Omar Haugabook to Gary Banks - Troy\*

### Rush (20 yards or greater)

73 - Michael Desormeaux - UL-Lafayette\*  
71 - Felix Jones - Arkansas\*  
69 - Tyrell Fenroy - UL-Lafayette  
64 - Zerb Singleton - Navy\*  
63 - Shun White - Navy\*  
55 - Mossis Madu - Oklahoma  
51 - Darren McFadden - Arkansas  
49 - Eric Kettani - Navy  
44 - DeMarco Murray - Oklahoma\*  
43 - Tyrell Fenroy - UL-Lafayette\*  
41 - Juaquin Iglesias - Oklahoma\*  
36 - Brandon Barnett - Arkansas  
35 - Felix Jones - Arkansas\*  
30 - Reggie Arnold - Arkansas State  
30 - Preston Brown - Arkansas State\*  
29 - James Mapps - SMU\*  
27 - DeMarco McNair - Middle Tennessee  
24 - Kaheaku-Enhada - Navy  
24 - Tyree Barnes - Navy  
23 - Mossis Madu - Oklahoma  
23 - Brandon Barnett - Arkansas  
22 - Justing Willis - SMU  
22 - DeMyron Martin - SMU  
21 - Shun White - Navy  
21 - Reggie Campbell - Navy\*  
20 - DuJuan Harris - Troy

### Punt (50 yards or greater)

72 - Thomas Morestead - SMU  
60 - Thomas Morestead - SMU  
58 - David DeFatta - Middle Tennessee  
57 - Thomas Morestead - SMU  
55 - Brett Shrable - Arkansas State  
55 - David DeFatta - Middle Tennessee  
55 - Scott Love - ULM  
54 - Scott Love - ULM  
51 - Brett Shrable - Arkansas State  
51 - David DeFatta - Middle Tennessee  
50 - Brett Shrable - Arkansas State

### Kick Return (30 yards or greater)

73 - Reggie Campbell - Navy\*  
43 - Leodis McKelvin - Troy  
42 - Zerb Singleton - Navy  
37 - Dominique Franks - Oklahoma  
30 - J. Henderson - SMU  
30 - Emmet Merchant - Navy

### Punt Return (20 yards or greater)

52 - Leodis McKelvin - Troy\*  
25 - Reggie Smith - Oklahoma  
22 - Leodis McKelvin - Troy

### Field Goal (40 yards or greater)

NA

### Interception (20 yards or greater)

100 - Jerell Norton - Arkansas\*  
49 - Bryce Hudman - SMU\*  
46 - Tavares Jones - Middle Tennessee  
26 - Lamon Robinson - Oklahoma  
25 - Nic Harris - Oklahoma\*  
22 - Orkeys Auriene - UL-Lafayette

\* Touchdown



# MEAN GREEN

## 2007 MEAN GREEN STARTING LINEUPS

### Offense

Game	LT	LG	C	RG	RT	WR	WR	WR	WR	RB	QB
at Oklahoma	Menard	Bailey	Drake	Santiago	Venegas	Fitzgerald	Jackson	Washington	Stickler	Thomas	Meager
at SMU	Menard	Bailey	Drake	Santiago	Venegas	Fitzgerald	Jackson	Lewis	Stickler	Mosley	Meager
Florida Atlantic	Menard	Bailey	Drake	Santiago	Venegas	Fitzgerald	Jackson	Washington	Stickler	Thomas	Meager
at Arkansas	Menard	Bailey	Drake	Santiago	Venegas	Fitzgerald	Jackson	Washington	Stickler	Thomas	Meager
at UL-Lafayette	Menard	Rose	Drake	Santiago	Venegas	Fitzgerald	Jackson	Washington	Stickler	Thomas	Vizza
UL-Monroe	Menard	Bailey	Drake	Santiago	Venegas	Fitzgerald	Jackson	Washington	Stickler	Thomas	Vizza
at Troy	Menard	Bailey	Drake	Santiago	Venegas	Fitzgerald	Jackson	Washington	Stickler	Thomas	Vizza
Middle Tennessee	Peachey	Rose	Drake	Santiago	Venegas	Fitzgerald	Jackson	Washington	Stickler	Thomas	Vizza
Navy	Menard	Rose	Drake	Santiago	Venegas	Fitzgerald	Jackson	Dibrell	Stickler	Thomas	Vizza
at Arkansas State	Menard	Rose	Drake	Santiago	Venegas	Fitzgerald	Jackson	Dibrell	Stickler	Thomas	Vizza
Western Kentucky											
at Fla. International											

### Defense

Game	DT	DT	DE	DE	MLB	LOLB	ROLB	CB	CB	S	S
at Oklahoma	Thomas	Stevenson	Chapman	Buruss	Mendoza	Monroe	Holman	Bush	Nurudeen	Agbottah	Weathers
at SMU	Thomas	Stevenson	Chapman	Buruss	Mendoza	Monroe	Holman	Bush	Nurudeen	Agbottah	Weathers
Florida Atlantic	Thomas	Stevenson	Chapman	Buruss	Mendoza	Monroe	Holman	Bush	Green	Agbottah	Weathers
at Arkansas	Miller	Stevenson	Chapman	Buruss	Mendoza	Monroe	Holman	Bush	Green	Robertson	Weathers
at UL-Lafayette	Thomas	Stevenson	Chapman	Buruss	Mendoza	Monroe	Holman	Bush	Green	Agbottah	Weathers
UL-Monroe	Thomas	Stevenson	Chapman	Gilmore	Mendoza	Robertson	Holman	Bush	Green	Agbottah	Weathers
at Troy	Miller	Stevenson	Chapman	Gilmore	Mendoza	Robertson	Holman	Bush	Green	Agbottah	Weathers
Middle Tennessee	Miller	Stevenson	Chapman	Gilmore	Mendoza	Robertson	Holman	Bush	Green	Agbottah	Weathers
Navy	Miller	Stevenson	Chapman	Gilmore	Mendoza	Robertson	Holman	Bush	Nurudeen	Agbottah	Weathers
at Arkansas State	Thomas	Stevenson	Chapman	Gilmore	Mendoza	Robertson	Holman	Bush	Nurudeen	Penson (LB)	Weathers
Western Kentucky											
at Fla. International											

## NORTH TEXAS 2007 OPPONENTS OVERVIEW

Opponent	vs. North Texas	Overall Record	Last Game	Next Game
at Oklahoma	W 79-10	9-2	L 34-27 at Texas Tech	Nov. 24 vs. Oklahoma State
at SMU	W 45-31	1-10	L vs. 49-20 UCF	Nov. 24 at Memphis
Florida Atlantic	W 30-20	5-5	L 59-20 at Florida	Nov. 24 at Florida International
at Arkansas	W 66-10	7-4	W 45-31 vs. Mississippi State	Nov. 23 at LSU
at UL-Lafayette	W 38-29	3-8	W 38-28 at Florida International	Nov. 24 vs. ULM
UL-Monroe	L 31-21	5-6	W 21-14 at Alabama	Nov. 24 at UL-Lafayette
at Troy	W 45-7	7-3	W 21-17 at Western Kentucky	Nov. 20 vs. Middle Tennessee
Middle Tennessee	W 48-28	5-6	L 34-24 UL-Lafayette	Nov. 20 at Troy
Navy	W 74-62	7-4	W 35-24 vs. Northern Illinois	Dec. 1 vs. Army
at Arkansas State	W 31-27	5-6	W 31-27 vs. North Texas	Nov. 24 at Southern Mississippi
Western Kentucky	Nov. 24	7-4	W 52-12 Morehead State	Nov. 24 at North Texas
at Fla. International	Dec. 1	0-10	L 38-28 vs. UL-Lafayette	Nov. 24 vs. Florida Atlantic



## LAST TIME IT HAPPENED...

### INDIVIDUAL

#### RUSHING FOR OVER 150 YARDS

**NT:** Evan Robertson, 201 yards, vs. FAU, 11-18-06

**Opp:** Michael Desormeaux, 169 yards, UL-Lafayette, 10-6-07

#### RUSHING FOR OVER 200 YARDS

**NT:** Evan Robertson, 201 yards vs. FAU 11-18-06

**Opp:** Irving Spikes, 254 yards, NE Louisiana, 11-20-93

#### RUSHED FOR TWO TOUCHDOWNS IN A GAME

**NT:** Jamario Thomas (2), vs. Arkansas State, 11-15-07

**Opp:** Zerb Singleton (3), Navy, 11-10-07

#### RUSHED FOR THREE TOUCHDOWNS IN A GAME

**NT:** Patrick Cobbs (3), vs. UL-Lafayette, 11-5-05

**Opp:** Zerb Singleton (3), Navy, 11-10-07

#### TWO RUNNERS OVER 100 YARDS IN A GAME

**NT:** Patrick Cobbs (131) & Roy Bishop (107) vs. Baylor, 9-06-03

**Opp:** Shun White (131) & Zerb Singleton (103), Navy, 11-10-07

#### PASSING FOR OVER 300 YARDS

**NT:** Giovanni Vizza, 478 yards, vs. Navy, 11-10-07

**Opp:** Rusty Smith, 322 yards, FAU, 9-22-07

#### PASSING FOR OVER 400 YARDS

**NT:** Giovanni Vizza, 478 yards, vs. Navy, 11-10-07

**Opp:** Corey Leonard, 305 yards, Arkansas State, 11-15-07

#### PASSING FOR THREE TOUCHDOWNS IN A GAME

**NT:** Giovanni Vizza (8), vs. Navy, 11-10-07

**Opp:** Omar Haugabook (3), Troy, 10-20-07

#### PASSING FOR FOUR TOUCHDOWNS IN A GAME

**NT:** Giovanni Vizza (8), vs. Navy, 11-10-07

**Opp:** Zach Champion (4), Louisiana Tech, 11-4-06

#### RECEIVING YARDS OVER 150

**NT:** Casey Fitzgerald, 327 yards, vs. SMU, 9-8-07

**Opp:** Devin Lowry, 160 yards, SMU, 9-8-07

#### RECEIVING YARDS OVER 200

**NT:** Casey Fitzgerald, 327 yards, vs. SMU, 9-8-07

**Opp:** Trevor Insley, 263 yards, Nevada, 10-30-99

#### THREE TOUCHDOWNS RECEIVING

**NT:** Casey Fitzgerald (5) vs. Navy, 11-10-07

**Opp:** Keith Poole, Arizona State, 9-14-96

#### TWO RECEIVERS OVER 100 YARDS IN A GAME

**NT:** Casey Fitzgerald (134), Korey Washington (127), & Sam Dibrell (113) vs. Navy, 11-10-07

**Opp:** L. Dejohnette (108) & B. Thompson (107), Arkansas State, 11-15-07

#### THREE TOUCHDOWNS SCORED IN A GAME

**NT:** Casey Fitzgerald (5), vs. Navy, 11-10-07

**Opp:** Zerb Singleton (3), Navy, 11-10-06

#### FOUR TOUCHDOWNS SCORED IN A GAME

**NT:** Casey Fitzgerald (5), vs. Navy, 11-10-07

**Opp:** DeMarco Murray (5), Oklahoma, 9-1-07

#### FOUR FIELD GOALS IN A GAME

**NT:** Denis Hopovac, 5 field goals vs. FIU, 10-7-06

**Opp:** Nick Browne, TCU, 9-1-01

#### PUNT RETURN FOR A TOUCHDOWN

**NT:** Johnny Quinn, 85 yards vs. Louisiana-Monroe 10-30-04

**Opp:** Leodis McKelvin, 52 yards, Troy, 10-20-07

#### KICKOFF RETURN FOR A TOUCHDOWN

**NT:** Broderick McGrew, 100 yards vs. Utah State, 11-14-98

**Opp:** Reggie Campbell, 73 yards, Navy, 11-10-07

#### INTERCEPTION RETURN FOR A TOUCHDOWN

**NT:** Dominique Green, 75 yards, vs. ULM, 10-13-07

**Opp:** Jerrell Norton, 100 yards, Arkansas, 9-22-07

#### FUMBLE RETURN FOR A TOUCHDOWN

**NT:** T.J. Covington, 100 yards, vs. Utah State 10-9-04

**Opp:** Aaron Lewis, 0 yards, Texas, 9-2-06

#### BLOCKED PUNT RETURN FOR A TOUCHDOWN

**NT:** Evan Robertson, 0 yards, vs. SMU, 9-9-06

**Opp:** Braelon Davis, Baylor, 0 yards, 9/25/04

#### SAFETY SCORED

**NT:** Team vs. UL-Lafayette, 11-4-06

**Opp:** Team, Navy, 11-10-07

#### BLOCKED FIELD GOAL RETURN FOR A TD

**NT:** Phillip Littlejohn, 66 yards, vs. Idaho, 10-4-97

**Opp:** Gary Love, Arizona, 60 yards, 9-28-02

### TEAM

#### 300 YARDS RUSHING IN A GAME

**NT:** 334 yards vs. Idaho, 11-13-04

**Opp:** 572 yards, Navy, 11-10-07

#### 400 YARDS PASSING IN A GAME

**NT:** 478 yards vs. Navy 11-10-07

**Opp:** 402 yards, Idaho, 10-11-03

#### 500 YARDS IN TOTAL OFFENSE

**NT:** 527 yards, vs. UL-Lafayette, 10-6-07

**Opp:** 713 yards, Arkansas, 9-29-07

#### 50 RUSHING ATTEMPTS

**NT:** 55 vs. Florida Int'l, 10-7-06

**Opp:** 57, Navy, 11-10-07

#### 80 OFFENSIVE PLAYS

**NT:** 97, vs. UL-Lafayette, 10-6-07

**Opp:** 84, Arkansas State, 11-15-07

#### 50+ POINTS IN A GAME

**NT:** 62, vs. Navy, 11-10-07

**Opp:** 74, Navy, 11-10-07

#### 60+ POINTS IN A GAME

**NT:** 62, vs. Navy, 11-10-07

**Opp:** 74, Navy, 11-10-07

#### 30 FIRST DOWNS

**NT:** 31 vs. SMU, 9-8-07

**Opp:** 31, Navy, 11-10-07

#### SHUTOUT RECORDED

**NT:** 21-0 vs. Troy State, 10-30-03

**Opp:** 35-0, Middle Tennessee, 9-30-06

#### LESS THAN 200 YARDS TOTAL OFFENSE ALLOWED

**NT:** 190, vs. Arkansas State, 11-15-03

**Opp:** 137, UL-Monroe, 11-18-06

#### LESS THAN 100 YARDS RUSHING ALLOWED

**NT:** 84, vs. FAU, 9-22-07

**Opp:** 87, Middle Tennessee, 10-27-07

#### LESS THAN 100 YARDS PASSING ALLOWED

**NT:** 40, vs. Troy, 10-4-05

**Opp:** 63, UL-Monroe, 11-18-06





## MEAN GREEN CAREER HIGHS

### #20 Jamario Thomas, RB, Sr.

Rushes	41 vs. ULM (10-30-04)
Rushing Yards	291 vs. Idaho (11-13-04)
Longest Rush	77 vs. Middle Tennessee (10-27-07)
Touchdowns	4 vs. Idaho (11-13-04)
Receptions	5 vs. FAU (9-22-07)
Receiving Yards	16 vs. Middle Tennessee (10-27-07)

### #15 Giovanni Vizza, QB, Fr.

Attempts	57 vs. UL-Lafayette (10-6-07)
Completions	40 vs. Navy (11-10-07)
Passing Yards	478 vs. Navy (11-10-07)
Passing Touchdowns	8 vs. Navy (11-10-07)
Long Pass	99 vs. ULM (10-13-07)
Rushes	24 vs. Troy (10-20-07)
Rushing Yards	93 vs. Navy (11-10-07)
Longest Rush	38 vs. ULM (10-13-07)
Rushing Touchdowns	1 vs. Middle Tennessee (10-27-07)

### #49 Brandon Jackson, WR, Sr.

Receptions	12 vs. FAU (9-22-07)
Receiving Yards	133 vs. SMU (9-8-07)
Touchdowns	1 vs. Texas (9-2-06)
Long Reception	45 vs. UL-Lafayette (10-6-07)

### #87 Casey Fitzgerald, WR, Jr.

Receptions	18 vs. SMU (9-8-07)
Receiving Yards	327 vs. SMU (9-8-07)
Touchdowns	5 vs. Navy (11-10-07)
Long Reception	99 vs. ULM (10-13-07)

### #10 Korey Washington, WR, So.

Receptions	8 vs. SMU (9-8-07)
Receiving Yards	127 vs. Navy (11-10-07)
Touchdowns	2 vs. Navy (11-10-07)
Long Reception	60 vs. Navy (11-10-07)

### #82 Brock Stickler, WR, Jr.

Receptions	9 vs. UL-Lafayette (10-6-07)
Receiving Yards	98 vs. UL-Lafayette (10-6-07)
Touchdowns	2 vs. UL-Lafayette (10-6-07)
Long Reception	33 vs. SMU (9-8-07)

### #32 Micah Mosley, RB, Fr.

Rushes	15 vs. Arkansas State (11-15-07)
Rushing Yards	78 vs. Arkansas State (11-15-07)
Longest Rush	32 vs. Arkansas (9-29-07)
Touchdowns	1 vs. Arkansas State (11-15-07)

### #7 Daniel Meager, QB, Jr.

Attempts	64 vs. SMU (9-8-07)
Completions	46 vs. SMU (9-8-07)
Passing Yards	601 vs. SMU (9-8-07)
Long Pass	66 vs. SMU (9-8-07)
Touchdowns	3 vs. SMU (9-8-07)

### #23 Thomas Moreland, K, Fr.

Long Field Goal	37 vs. Arkansas State (11-15-07)
Most Field Goals	2 vs. Arkansas State (11-15-07)
Most Made PATs	8 vs. Navy (11-10-07)

### #90 Jeremiah Chapman, DE, Sr.

Tackles	12 vs. Middle Tennessee (9-30-06)
Sacks	2 vs. Louisiana-Lafayette (10-11-06)
Tackles For Loss	3 vs. Florida Atlantic (11-12-05)
Interceptions	1 vs. Tulsa (9-16-06)
Fumble Recovery	1 vs. Troy (10-20-07)

### #41 Joseph Miller, DT, Jr.

Tackles	9 vs. UL-Lafayette (10-6-07)
Tackles For Loss	2.5 vs. ULM (10-13-07)
Sacks	1.5 vs. ULM (10-13-07)
Forced Fumble	1 vs. UL-Lafayette (10-6-07)

### #79 Montey Stevenson, DT, Sr.

Tackles	10 vs. ULM (10-13-07)
Tackles For Loss	2 vs. UL-Lafayette (11-11-06)
Sacks	1.5 vs. ULM (10-13-07)
Interceptions	1 vs. ULM (10-13-07)
Forced Fumble	1 vs. UL-Lafayette (10-6-07)
Fumble Recovery	1 vs. Florida International (10-7-06)

### #99 Isaac Thomas, DT, Jr.

Tackles	5 vs. Navy (11-10-07)
Tackles For Loss	1 vs. Troy (10-20-07)

### #51 Derek Mendoza, LB, Sr.

Tackles	11 vs. Middle Tennessee (10-2-04)
Tackles For Loss	2 vs. Troy (10-20-07)
Interceptions	1 vs. SMU (9-8-07)
Forced Fumble	2 vs. Troy (10-20-07)
Fumble Recovery	1 vs. FAU (9/11/07)

### #41 Maurice Holman, LB, Sr.

Tackles	15 vs. Troy (10-4-05)
Tackles For Loss	2.5 vs. FIU (10-7-06)
Sacks	1.5 vs. UL-Lafayette (11-5-05)
Interception	1 vs. Arkansas State (11-15-07)
Forced Fumble	1 vs. Arkansas (9-29-07)
Fumble Recovery	1 vs. Florida International (10-15-05)

### #4 Brandon Monroe, LB, Sr.

Tackles	11 vs. Florida Atlantic (9-11-04)
Tackles For Loss	2 vs. SMU (9-8-07)
Sacks	1 vs. Tulsa (9-17-05)
Interception	1 vs. UL-Monroe (11-19-05)
Forced Fumble	1 vs. Arkansas State (11-18-04)
Fumble Recovery	1 vs. Arkansas (9-29-07)

### #42 Craig Robertson, LB, Fr.

Tackles	9 vs. Navy (11-10-07)
Tackles For Loss	2 vs. ULM (10-13-07)
Interceptions	2 vs. Troy (10-20-07)

### #35 Antoine Bush, CB, So.

Tackles	8 vs. MTSU (9-30-06)
Passes Broken Up	2 vs. ULM (10-13-07)
Interception	1 vs. Troy (10-20-07)

### #38 Aaron Weathers, S, Sr.

Tackles	15 vs. UL-Lafayette (11-5-05)
Tackles For Loss	1 vs. UL-Monroe (11-19-05)
Interceptions	1 vs. Troy (10-28-06)
Blocked Kick	1 vs. Arkansas State (11-15-07)
Passes Broken Up	3 vs. Louisiana Tech (10-22-05)
Forced Fumble	1 vs. SMU (9-9-06)
Fumble Recovery	1 vs. Troy (10-20-07)

### #25 Truman Spencer, P, Jr.

Longest Punt	73 vs. Middle Tennessee (10-27-07)
--------------	------------------------------------



## MEAN GREEN CAREER RECORD BOOK

### OFFENSE

#### RUSHING YARDS

	Player	Season	Att.	Avg.	Yds.
1.	Patrick Cobbs	2001-05	818	5.0	4,050
2.	<b>Jamario Thomas</b>	<b>2004-Present</b>	<b>642</b>	<b>5.1</b>	<b>3,301</b>
3.	Ja'Quay Wilburn	1997-00	647	4.8	3,120
4.	Kevin Galbreath	2001-02	580	4.5	2,417
5.	Bernard Jackson	1977-80	429	5.3	2,256
6.	Darrin Collins	1986-89	534	4.2	2,220
7.	Ken Bahnsen	1950-52	395	5.3	2,095
8.	Terrance Brown	1992-93	468	4.4	2,077
9.	Hut Allred	1994-98	466	4.2	1,964
10.	Abner Haynes	1957-59	345	5.4	1,864

#### RUSHING ATTEMPTS

	Player	Season	Yds.	Avg.	No.
1.	Patrick Cobbs	2001-05	4,050	5.0	818
2.	Ja'Quay Wilburn	1997-00	3,120	4.8	647
3.	<b>Jamario Thomas</b>	<b>2004-Present</b>	<b>3,301</b>	<b>5.1</b>	<b>642</b>
4.	Kevin Galbreath	2001-02	2,417	4.5	580
5.	Darrin Collins	1986-89	2,220	4.2	534
6.	Ken Washington	1974-77	1,217	2.3	532
7.	Terrance Brown	1992-93	2,077	4.4	468
8.	Hut Allred	1994-98	1,964	4.2	466
9.	Bernard Jackson	1977-80	2,256	5.3	429
10.	Ken Bahnsen	1950-52	2,095	5.3	395

#### RUSHING TOUCHDOWNS

	Player	Season	Yds.	Avg.	No.
1.	Patrick Cobbs	2001-05	4,050	5.0	36
2.	Scott Davis	1987-90	1,513	3.1	29
3.	Ken Bahnsen	1950-52	2,095	5.3	26
4.	<b>Jamario Thomas</b>	<b>2004-Present</b>	<b>3,301</b>	<b>5.1</b>	<b>23</b>
5.	Terrance Brown	1992-93	2,077	4.4	20
6.	Mike Jones	1974-77	1,627	4.6	19
	Abner Haynes	1957-59	1,864	5.4	19
8.	Darrin Collins	1986-89	2,220	4.2	17
	Mitch Mayer	1991-94	491	1.6	17
10.	Kevin Galbreath	2001-02	2,417	4.5	13

#### 100-YARD RUSHING GAMES

	Player	Season	Yds.	Avg.	No.
1.	Patrick Cobbs	2001-05	4,050	5.0	21
2.	Kevin Galbreath	2001-02	2,417	4.5	15
3.	Ja'Quay Wilburn	1997-00	3,120	4.8	12
	Bernard Jackson	1977-80	2,256	5.3	12
	<b>Jamario Thomas</b>	<b>2004-Present</b>	<b>3,301</b>	<b>5.1</b>	<b>12</b>
6.	Terrance Brown	1992-93	2,077	4.4	9
7.	Hut Allred	1994-98	1,964	4.2	7

#### RECEPTIONS

	Player	Season	Yds.	Avg.	No.
1.	Johnny Quinn	2003-06	2,718	14.5	187
2.	David Brown	1991-94	2,402	13.2	182
3.	Pete Harvey	1978-81	1,932	11.8	164
4.	John Love	1965-66	2,124	14.8	144
	Ron Shanklin	1967-69	2,465	17.1	144
6.	Barry Moore	1968-69	2,183	15.6	140
7.	Troy Redwine	1992-96	2,567	18.6	138
8.	Marvin Walker	1979-82	1,475	10.8	137
9.	Jim Russel	1965-67	1,701	14.0	122
10.	Marcus Camper	1985-88	1,939	17.5	111
--	<b>Brandon Jackson</b>	<b>2004-Present</b>	<b>1,134</b>	<b>10.4</b>	<b>109</b>

### 100-YARD RECEIVING GAMES

	Player	Season	Yds.	Avg.	No.
1.	John Love	1965-66	2,124	14.8	11
	Barry Moore	1968-69	2,183	15.6	11
3.	Ron Shanklin	1967-69	2,465	17.1	9
4.	<b>Casey Fitzgerald</b>	<b>2005-Present</b>	<b>1,276</b>	<b>12.6</b>	<b>6</b>
	Johnny Quinn	2003-06	2,718	14.5	6
	Troy Redwine	1992-96	2,567	18.6	6
	David Yaege	1971-72	1,369	17.8	6
8.	David Brown	1991-94	2,402	13.2	5
9.	Marvin Walker	1979-82	1,475	10.8	4
10.	<b>Brandon Jackson</b>	<b>2004-Present</b>	<b>1,134</b>	<b>10.4</b>	<b>3</b>

### TOTAL OFFENSE

	Player	Season	Rush	Pass	Yds.
1.	Mitch Maher	1991-94	491	8,515	9,006
2.	Scott Davis	1987-90	1,794	6,923	8,717
3.	Steve Ramsey	1967-69	-508	7,076	6,568
4.	Scott Hall	2000-04	465	5,975	6,440
5.	Ken Washington	1974-77	1,273	3,040	4,313
6.	Jason Mills	1994-97	180	3,981	4,161
7.	Patrick Cobbs	2001-05	4,050	43	4,093
8.	<b>Jamario Thomas</b>	<b>2004-Present</b>	<b>3,301</b>	<b>0</b>	<b>3,301</b>
9.	Vidal Carlin	1965-66	187	3,233	3,046
10.	Greg Carter	1980-83	53	2,848	2,901

### ALL-PURPOSE YARDS

	Player	Season	Total
1.	Patrick Cobbs	2001-05	5,222
2.	Johnny Quinn	2003-06	3,835
3.	Marcus Camper	1985-88	3,562
4.	<b>Jamario Thomas</b>	<b>2004-Present</b>	<b>3,425</b>
5.	Abner Haynes	1957-59	3,322
6.	Ja'Quay Wilburn	1997-00	3,299
7.	Broderick McGrew	1996-99	3,022
8.	David Brown	1991-94	3,011
9.	Carlen Charleston	1980-83	2,997
10.	John Love	1965-66	2,977

### SPECIAL TEAMS

#### PUNTING

	Player	Season	Yds.	Avg.	No.
1.	John Starnes	1981-84	11,345	39.6	286
2.	Toby Gowin	1993-96	10,155	40.9	248
3.	Bron Beal	1985-88	9,365	38.9	241
4.	Don Fechtman	1974-77	9,784	41.6	235
5.	Brad Kadlubar	2002-04	9,489	41.1	231
6.	John Baker	1997-99	9,243	44.0	210
7.	<b>Truman Spencer</b>	<b>2005-Present</b>	<b>7,437</b>	<b>39.8</b>	<b>187</b>
8.	David Yaege	1971-72	6,250	39.6	158
9.	Jason Ball	2000-01	5,418	38.4	141
10.	Don Baker	1952-55	4,831	39.0	124



# MEAN GREEN

## MEAN GREEN SINGLE-SEASON RECORD BOOK

### OFFENSE

#### RECEIVING YARDS

	Player	Season	No.	Avg.	Yds.
1.	Casey Fitzgerald	2007	96	12.3	1,184
2.	John Love	1966	68	16.6	1,130
	Barry Moore	1969	71	16.0	1,130
4.	Barry Moore	1968	69	15.3	1,053
5.	David Brown	1994	66	15.3	1,013
6.	John Love	1965	76	13.1	994
7.	Marcus Camper	1988	54	17.3	938
8.	Marvin Walker	1982	91	10.3	934
9.	Ron Shanklin	1969	56	15.6	874
10.	Ron Shanklin	1967	41	21.1	867
--	Brandon Jackson	2007	70	10.3	721

#### RECEPTIONS

	Player	Season	Yds.	Avg.	No.
1.	Casey Fitzgerald	2007	1,184	12.3	96
2.	Marvin Walker	1982	934	10.3	91
3.	John Love	1965	994	13.1	76
4.	Barry Moore	1969	1,130	16.0	71
5.	Brandon Jackson	2007	721	10.3	70
6.	Barry Moore	1968	1,053	15.3	69
7.	John Love	1966	1,130	16.6	68
8.	David Brown	1994	1,013	15.3	66
9.	Pete Harvey	1981	743	13.0	57
	Johnny Quinn	2006	633	11.1	57

#### RECEIVING TOUCHDOWNS

	Player	Season	Yds.	Avg.	No.
1.	Ron Shanklin	1967	867	21.1	13
2.	Casey Fitzgerald	2007	1,184	12.3	12
3.	David Brown	1994	1,013	15.3	11
	George Marshall	2001	546	17.1	11
	Marvin Walker	1982	934	10.3	11
6.	John Love	1966	1,130	16.6	10
7.	Johnny Quinn	2004	785	16.0	9
	Charlie Murray	1978	546	17.1	9
9.	Troy Redwine	1995	800	16.0	8
10.	David Brown	1993	497	11.0	7
	Marcus Campus	1988	938	17.3	7
	Barry Moore	1968	1,053	15.3	7
	John Love	1965	994	13.1	7

#### PASSING YARDS

	Player	Season	Att.	Comp.	TDs	Yds.
1.	Mitch Maher	1994	231	370	26	3,103
2.	Steve Ramsey	1969	414	195	24	2,828
3.	Mitch Maher	1993	324	176	24	2,595
4.	Steve Ramsey	1968	332	177	24	2,516
5.	Scott Davis	1988	270	158	12	2,409
6.	Mitch Maher	1992	292	151	11	2,090
7.	Scott Davis	1989	263	155	14	1,941
8.	Giovanni Vizza	2007	287	172	16	1,933
9.	Joe Milton	1970	296	138	9	1,852
10.	Scott Hall	2004	237	134	14	1,818

#### PASSING TOUCHDOWNS

	Player	Season	Att.	Comp.	Yds.	No.
1.	Mitch Maher	1994	231	370	3,103	26
2.	Steve Ramsey	1969	414	195	2,828	24
	Mitch Maher	1993	324	176	2,828	24
	Steve Ramsey	1968	332	177	2,516	24
5.	Steve Ramsey	1967	269	119	1,732	21
6.	Scott Hall	2001	194	102	1,453	17
7.	Giovanni Vizza	2007	287	172	1,933	16
8.	Scott Hall	2004	237	134	1,818	14
	Scott Davis	1989	263	155	1,941	14
	Richard Harvey	1951	131	61	1,194	14

## MISC. NORTH TEXAS RECORDS SET THIS SEASON

### NCAA TEAM GAME RECORDS

#### Most Combined Points In A Regulation Game

**NEW:** 136, North Texas vs. Navy (11-10-07)

**OLD:** 133, Rice vs. San Jose State (10-2-04)

#### Most Combined Points In A Single Quarter

**NEW:** 63 (2nd Quarter), North Texas vs. Navy (11-10-07)

**OLD:** 61, Hawaii vs. San Jose State (11-6-99)

### NCAA INDIVIDUAL GAME RECORDS

#### Most Passing Touchdowns By A Freshman QB

**NEW:** 8, Giovanni Vizza, vs. Navy (11-10-07)

**OLD:** 6, Bob Hoernschemeyer, Indiana vs. Nebraska (10-9-43)

#### Most Passing Touchdowns Thrown In A Half

**TIED:** 7, Giovanni Vizza, vs. Navy (11-10-07)

**OLD:** 7, Dennis Shaw, San Diego State vs. New Mexico State (11-15-69)

### TEAM GAME RECORDS

#### Total First Downs

**NEW:** 31 vs. SMU (9-8-07)

**OLD:** 30 vs. Southern Illinois (10-31-64)

#### Passing First Downs

**NEW:** 26 vs. SMU (9-8-07)

**OLD:** 19 vs. San Diego State (12-4-71)

#### Passing Yards

**NEW:** 601 yds vs. SMU (9-8-07)

**OLD:** 524 yds vs. SW Louisiana (9-20-69)

#### Pass Completions

**NEW:** 46 vs. SMU (9-8-07)

**OLD:** 42 vs. Tulsa (11-20-82)

### INDIVIDUAL GAME RECORDS

#### Passing Touchdowns

**NEW:** Giovanni Vizza, 8, vs. Navy (11-10-07)

**OLD:** Steve Ramsey, 6, vs. SW Louisiana (9-20-69)

#### Passing Yards

**NEW:** Daniel Meager, 601, vs. SMU (9-8-07)

**OLD:** Steve Ramsey, 495, vs. SW Louisiana (9-20-69)

#### Pass Completions

**NEW:** Daniel Meager, 46, vs. SMU (9-8-07)

**OLD:** Rusty Hill, 42 vs. Tulsa (11-20-82)

#### Pass Attempts

**NEW:** Daniel Meager, 64, vs. SMU (9-8-07)

**OLD:** Rusty Hill, 61, vs. Tulsa (11-20-82)

#### Receiving Yards

**NEW:** Casey Fitzgerald, 327, vs. SMU (9-8-07)

**OLD:** S. Ford, 231, vs. Abilene Christian (9-5-92)

#### Receiving Touchdowns

**NEW:** Casey Fitzgerald, 5, vs. Navy (11-10-07)

**OLD:** Johnny Quinn, 3, vs. UL-Lafayette (9/27/03)

### INDIVIDUAL SEASON RECORDS

#### Most Passing Yards By A Freshman

**NEW:** Giovanni Vizza, 1,933 yds, 2007























**OLD:** Andrew Smith, 1206 yds, 2002





# MEAN GREEN

## MEAN GREEN DEPTH CHART VS. WESTERN KENTUCKY

20					<b>Specialists</b> PK #23 Thomas Moreland PH #18 Matt Phillips P #25 Truman Spencer KR #32 Micah Mosley PR #37 Evyn Roman DS #86 Christian Davidson	
30	 <b>Running Back</b> #20 Jamario Thomas #32 Micah Mosley					
40	 <b>Wide Receiver</b> #49 Brandon Jackson #17 Breece Johnson	 <b>Wide Receiver</b> #82 Brock Stickler #10 Korey Washington	 <b>Quarterback</b> #15 Giovanni Vizza #7 Daniel Meager	 <b>Wide Receiver</b> #87 Casey Fitzgerald #9 B.J. Lewis	 <b>Wide Receiver</b> #19 Sam Dibrell #88 Roderick Johnson	
50	 <b>Right Tackle</b> #74 Adam Venegas #69 Robert Peachey	 <b>Right Guard</b> #77 Esteban Santiago #74 Adam Venegas	 <b>Center</b> #68 Kelvin Drake #73 Brian Glass	 <b>Left Guard</b> #57 Tyler Bailey #67 Chad Rose	 <b>Left Tackle</b> #71 Matt Menard #69 Robert Peachey	
40	 <b>Defensive End</b> #94 Eddrick Gilmore #89 Blake Burrus	 <b>Defensive Tackle</b> #65 Joseph Miller #99 Isaac Thomas	 <b>Defensive Tackle</b> #79 Montey Stevenson #61 Jonathan Stewart	 <b>Defensive End</b> #90 Jeremiah Chapman #52 Sam Owusu-Hemeng		
30	 <b>Outside Linebacker</b> #42 Craig Robertson #4 Brandon Monroe	 <b>Middle Linebacker</b> #51 Derek Mendoza #58 Tony Taveras		 <b>Outside Linebacker</b> #41 Maurice Holman #59 A.J. Penson		
20	 <b>Cornerback</b> #31 Latif Nurudeen #37 Evyn Roman	 <b>Safety</b> #13 Kartey Agbottah #24 Roderick Cotton	 <b>Safety</b> #38 Aaron Weathers #45 Cliff Higgs	 <b>Cornerback</b> #35 Antoine Bush #37 Evyn Roman		



## UNIVERSITY OF NORTH TEXAS ROSTER VS. WESTERN KENTUCKY - NUMERICAL

4	Monroe, Brandon***	LB	6-2	234	Sr.	Electra, TX (Electra HS)	50	Brown, Lawrence*	LB	6-3	213	Sr.	Houston, TX (North Shore HS)
5	King, Marcus	WR	6-3	200	Fr.	Eules, TX (Trinity HS)	51	Mendoza, Derek***	LB	6-1	242	Sr.	Hereford, TX (Hereford HS)
6	Tune, Nathan	QB	6-3	203	RFr.	Celina, TX (Celina HS)	52	Owusu-Hemeng, Sam	LB	6-1	230	RFr.	Arlington, TX (Seguin HS)
7	Meager, Daniel**	QB	6-1	198	Jr.	Richardson, TX (Pearce HS)	56	Johnson, J.J.	OL	6-2	278	Fr.	Plano, TX (Plano West HS)
8	Roberson, Sam	WR	6-4	210	Fr.	Somerville, TX (Somerville HS)	57	Bailey, Tyler*	OL	6-2	275	So.	Lexington, KY (Paul Dunbar HS)
9	Lewis, B.J.	WR	6-1	190	Fr.	Waco, TX (Robinson HS)	58	Taveras, Tony	LB	5-11	225	RFr.	Groesbeck, TX (Groesbeck HS)
10	Washington, Korey*	WR	5-10	186	So.	Cedar Park, TX (Cedar Park HS)	59	Penson, A.J.	LB	6-1	220	Fr.	Lufkin, TX (Lufkin HS)
11	Cox, Deavin***	RB	5-9	191	Sr.	Dallas, TX (Bishop Lynch HS)	61	Stewart, Jonathan	DL	6-2	260	So.	Arlington, TX (Seguin HS)
13	Agbottah, Kartey*	DB	6-2	190	So.	Irving, TX (MacArthur HS)	64	Gill, Victor	OL	6-5	235	RFr.	Argyle, TX (Argyle HS)
14	Walker, Evan	WR	5-11	185	Fr.	Colleyville, TX (Heritage HS)	65	Miller, Joseph**	DL	6-3	275	Jr.	Pflugerville, TX (Pflugerville HS)
15	Vizza, Giovanni	QB	6-1	195	Fr.	San Antonio, TX (Alamo Heights)	66	Kaiser, Jacob	OL	6-7	291	Fr.	Greensburg, PA (Central Catholic HS)
17	Johnson, Breece	WR	6-1	175	Fr.	Colleyville, TX (Heritage HS)	67	Rose, Chad**	OL	6-3	285	Jr.	Round Rock, TX (Westwood HS)
17	Nelson, Brian	DB	6-0	189	Jr.	Arlington, TX (Summit HS)	68	Drake, Kelvin*	OL	6-2	300	So.	Galveston, TX (Ball HS)
18	Phillips, Matt**	QB	6-1	224	Jr.	San Angelo, TX (Lakeview HS)	70	Carlson, Brian*	OL	6-5	280	Sr.	Spring, TX (Kilgore College)
19	Dibrell, Sam	WR	6-2	205	Fr.	San Antonio, TX (Alamo Heights)	71	Menard, Matthew	OL	6-5	275	RFr.	Spring, TX (Westfield HS)
20	Thomas, Jamario***	RB	5-11	210	Sr.	Longview, TX (Spring Hill HS)	72	Tomlinson, Matt	OL	6-5	270	Fr.	Klein, TX (Klein HS)
22	Ealey, Kevin	DB	5-9	185	Fr.	Brenham, TX (Brenham HS)	73	Glass, Bryan	OL	6-0	280	So.	Paris, TX (Paris HS)
23	Moreland, Thomas	K	5-10	193	Fr.	Forney, TX (Forney HS)	74	Venegas, Adam**	OL	6-3	293	Sr.	Olathe, KS (Olathe North HS)
24	Cotton, Roderick***	DB	5-10	200	Sr.	Nacogdoches, TX (Nacogdoches)	76	Davidson, Bradley	OL	6-0	238	Fr.	Justin, TX (Northwest HS)
25	Spencer, Truman**	P	6-3	206	Jr.	Mesquite, TX (Horn HS)	77	Santiago, Esteban	OL	6-5	302	RFr.	El Paso, TX (Coronado HS)
26	Montgomery, Cam	RB	6-2	208	Jr.	The Woodlands, TX (NE Miss. JC)	78	Kokjohn, Troy	OL	6-2	258	Fr.	Carrollton, TX (Hebron HS)
29	Deans, Trent	K	6-0	178	Fr.	Sherman, TX, (Sherman HS)	79	Stevenson, Montey***	DL	6-2	290	Sr.	Alvarado, TX (Alvarado HS)
30	Henderson, Keronna**	RB	6-0	237	Jr.	Carthage, TX (Carthage HS)	81	Lichty, Erik	WR	6-1	175	Fr.	McKinney, TX (Prestonwood Christian)
31	Nurudeen, Latif	DB	6-1	200	Jr.	Houston, TX (Baylor)	82	Stickler, Brock**	WR	6-3	219	Jr.	Lampasas, TX (Lampasas HS)
32	Mosley, Micah	RB	6-1	205	Fr.	Nederland, TX (Nederland HS)	83	Seidle, Bryant*	LB	6-3	230	So.	Cypress, TX (Cy-Fair HS)
35	Bush, Antoine*	DB	5-11	176	So.	Tyler, TX (John Tyler HS)	84	Brown, Charlie*	DE	6-4	239	So.	Muskogee, OK (Hilldale HS)
36	Davis, Marquese	LB	6-1	230	Fr.	Atlanta, TX (Atlanta HS)	86	Davidson, Christian*	LB	6-3	220	So.	Spring, TX (Klein Oak HS)
37	Roman, Evyn	DB	5-10	161	Jr.	Hughson, CA (College of San Mateo)	87	Fitzgerald, Casey*	WR	5-11	186	Jr.	Red Oak, TX (Red Oak HS)
38	Weathers, Aaron**	DB	6-0	203	Sr.	Bonner Springs, KS (Coffeyville CC)	88	Johnson, Roderick	WR	6-2	190	Jr.	Garland, TX (Naaman Forest HS)
39	Dawson, Germaine**	DB	6-1	213	Jr.	Rockdale, TX (Rockdale HS)	89	Burruss, Blake***	DE	6-7	275	Sr.	Oklahoma City, OK (Westmoore HS)
40	Mahan, Colt**	LB	6-1	220	Jr.	Keller, TX (Keller HS)	90	Chapman, Jeremiah***	DE	6-4	243	Sr.	China Spring, TX (China Spring HS)
41	Holman, Maurice***	LB	6-1	224	Sr.	Mt. Vernon, TX (Mt. Vernon HS)	92	Ross, Draylen*	DL	6-3	280	So.	Fort Worth, TX (Diamond Hill HS)
42	Robertson, Craig	LB	6-0	210	RFr.	Stafford, TX (Stafford HS)	94	Gilmore, Eddrick*	DE	6-5	240	So.	Houston, TX (Alief Hastings HS)
43	Sykes, Marquis	LB	6-3	253	RFr.	Coppell, TX (Coppell HS)	95	Desoto, Jesse	DL	6-2	275	Fr.	San Antonio, TX (Lee HS)
44	Nwigwe, Tobe*	LB	6-2	237	So.	Houston, TX (Alief Elsik HS)	96	Okonkwo, Kenneth	DL	6-2	230	RFr.	Richardson, TX (Berkner HS)
45	Higgs, Cliff***	DB	6-1	218	Sr.	Sanger, TX (Sanger HS)	97	Durodoye, Raifu**	LB	6-1	237	Sr.	Denton, TX (Denton HS)
48	Davenport, Ryan**	DE	6-2	228	Jr.	Fredricksburg, TX (Air Force Prep)	98	Krider, Kail	DE	6-3	245	RFr.	Leonard, TX (Leonard HS)
49	Jackson, Brandon***	WR	6-1	208	Sr.	Fort Bend, TX (Austin HS)	99	Thomas, Isaac**	DL	5-11	289	Jr.	Mansfield, TX (Summit HS)



## UNIVERSITY OF NORTH TEXAS ROSTER VS. WESTERN KENTUCKY - ALPHABETICAL

13 Agbottah, Kartey*	DB	6-2	190	So.	Irving, TX (MacArthur HS)	40 Mahan, Colt**	LB	6-1	220	Jr.	Keller, TX (Keller HS)
57 Bailey, Tyler*	OL	6-2	275	So.	Lexington, KY (Paul Dunbar HS)	7 Meager, Daniel**	QB	6-1	198	Jr.	Richardson, TX (Pearce HS)
84 Brown, Charlie*	DE	6-4	239	So.	Muskogee, OK (Hilldale HS)	71 Menard, Matthew	OL	6-5	275	RFr.	Spring, TX (Westfield HS)
50 Brown, Lawrence*	LB	6-3	213	Sr.	Houston, TX (North Shore HS)	51 Mendoza, Derek***	LB	6-1	242	Sr.	Hereford, TX (Hereford HS)
89 Burruss, Blake***	DE	6-7	275	Sr.	Oklahoma City, OK (Westmoore HS)	65 Miller, Joseph**	DL	6-3	275	Jr.	Pflugerville, TX (Pflugerville HS)
35 Bush, Antoine*	DB	5-11	176	So.	Tyler, TX (John Tyler HS)	4 Monroe, Brandon***	LB	6-2	234	Sr.	Electra, TX (Electra HS)
70 Carlson, Brian*	OL	6-5	280	Sr.	Spring, TX (Kilgore College)	26 Montgomery, Cam	RB	6-2	208	Jr.	The Woodlands, TX (NE Miss. JC)
90 Chapman, Jeremiah***	DE	6-4	243	Sr.	China Spring, TX (China Spring HS)	23 Moreland, Thomas	K	5-10	193	Fr.	Forney, TX (Forney HS)
24 Cotton, Roderick***	DB	5-10	200	Sr.	Nacogdoches, TX (Nacogdoches)	32 Mosley, Micah	RB	6-1	205	Fr.	Nederland, TX (Nederland HS)
11 Cox, Deavin***	RB	5-9	191	Sr.	Dallas, TX (Bishop Lynch HS)	17 Nelson, Brian	DB	6-0	189	Jr.	Arlington, TX (Summit HS)
48 Davenport, Ryan**	DE	6-2	228	Jr.	Fredricksburg, TX (Air Force Prep)	31 Nurudeen, Latif	DB	6-1	200	Jr.	Houston, TX (Baylor)
76 Davidson, Bradley	OL	6-0	238	Fr.	Justin, TX (Northwest HS)	44 Nwigwe, Tobe*	LB	6-2	237	So.	Houston, TX (Alief Elsik HS)
86 Davidson, Christian*	LB	6-3	220	So.	Spring, TX (Klein Oak HS)	18 Phillips, Matt**	QB	6-1	224	Jr.	San Angelo, TX (Lakeview HS)
36 Davis, Marquese	LB	6-1	230	Fr.	Atlanta, TX (Atlanta HS)	96 Okonkwo, Kenneth	DL	6-2	230	RFr.	Richardson, TX (Berkner HS)
39 Dawson, Germaine**	DB	6-1	213	Jr.	Rockdale, TX (Rockdale HS)	52 Owusu-Hemeng, Sam	LB	6-1	230	RFr.	Arlington, TX (Seguin HS)
29 Deans, Trent	K	6-0	178	Fr.	Sherman, TX, (Sherman HS)	59 Penson, A.J.	LB	6-1	220	Fr.	Lufkin, TX (Lufkin HS)
95 DeSoto, Jesse	DL	6-2	275	Fr.	San Antonio, TX (Lee HS)	8 Roberson, Sam	WR	6-4	210	Fr.	Somerville, TX (Somerville HS)
19 Dibrell, Sam	WR	6-2	205	Fr.	San Antonio, TX (Alamo Heights)	42 Robertson, Craig	LB	6-0	210	RFr.	Stafford, TX (Stafford HS)
68 Drake, Kelvin*	OL	6-2	300	So.	Galveston, TX (Ball HS)	37 Roman, Evyn	DB	5-10	161	Jr.	Hughson, CA (College of San Mateo)
97 Durodoye, Raifu**	LB	6-1	237	Sr.	Denton, TX (Denton HS)	67 Rose, Chad**	OL	6-3	285	Jr.	Round Rock, TX (Westwood HS)
22 Ealey, Kevin	DB	5-9	185	Fr.	Brenham, TX (Brenham HS)	92 Ross, Draylen*	DL	6-3	280	So.	Fort Worth, TX (Diamond Hill HS)
87 Fitzgerald, Casey*	WR	5-11	186	Jr.	Red Oak, TX (Red Oak HS)	77 Santiago, Esteban	OL	6-5	302	RFr.	El Paso, TX (Coronado HS)
64 Gill, Victor	OL	6-5	235	RFr.	Argyle, TX (Argyle HS)	83 Seidle, Bryant*	LB	6-3	230	So.	Cypress, TX (Cy-Fair HS)
94 Gilmore, Eddrick*	DE	6-5	240	So.	Houston, TX (Alief Hastings HS)	25 Spencer, Truman**	P	6-3	206	Jr.	Mesquite, TX (Horn HS)
73 Glass, Bryan	OL	6-0	280	So.	Paris, TX (Paris HS)	79 Stevenson, Montey***	DL	6-2	290	Sr.	Alvarado, TX (Alvarado HS)
30 Henderson, Keronna**	RB	6-0	237	Jr.	Carthage, TX (Carthage HS)	61 Stewart, Jonathan	DL	6-2	260	So.	Arlington, TX (Seguin HS)
45 Higgs, Cliff***	DB	6-1	218	Sr.	Sanger, TX (Sanger HS)	82 Stickler, Brock**	WR	6-3	219	Jr.	Lampasas, TX (Lampasas HS)
41 Holman, Maurice***	LB	6-1	224	Sr.	Mt. Vernon, TX (Mt. Vernon HS)	43 Sykes, Marquis	LB	6-3	253	RFr.	Coppell, TX (Coppell HS)
49 Jackson, Brandon***	WR	6-1	208	Sr.	Fort Bend, TX (Austin HS)	58 Taveras, Tony	LB	5-11	225	RFr.	Groesbeck, TX (Groesbeck HS)
17 Johnson, Breece	WR	6-1	175	Fr.	Colleyville, TX (Heritage HS)	99 Thomas, Isaac**	DL	5-11	289	Jr.	Mansfield, TX (Summit HS)
56 Johnson, J.J.	OL	6-2	278	Fr.	Plano, TX (Plano West HS)	20 Thomas, Jamario***	RB	5-11	210	Sr.	Longview, TX (Spring Hill HS)
88 Johnson, Roderick	WR	6-2	190	Jr.	Garland, TX (Naaman Forest HS)	72 Tomlinson, Matt	OL	6-5	270	Fr.	Klein, TX (Klein HS)
66 Kaiser, Jacob	OL	6-7	291	Fr.	Greensburg, PA (Central Catholic HS)	6 Tune, Nathan	QB	6-3	203	RFr.	Celina, TX (Celina HS)
5 King, Marcus	WR	6-3	200	Fr.	Euless, TX (Trinity HS)	74 Venegas, Adam**	OL	6-3	293	Sr.	Olathe, KS (Olathe North HS)
78 Kokjohn, Troy	OL	6-2	258	Fr.	Carrollton, TX (Hebron HS)	15 Vizza, Giovanni	QB	6-1	195	Fr.	San Antonio, TX (Alamo Heights)
98 Krider, Kail	DE	6-3	245	RFr.	Leonard, TX (Leonard HS)	14 Walker, Evan	WR	5-11	185	Fr.	Colleyville, TX (Heritage HS)
81 Lichty, Erik	WR	6-1	175	Fr.	McKinney, TX (Prestonwood Christian)	10 Washington, Korey*	WR	5-10	186	So.	Cedar Park, TX (Cedar Park HS)
9 Lewis, B.J.	WR	6-1	190	Fr.	Waco, TX (Robinson HS)	38 Weathers, Aaron**	DB	6-0	203	Sr.	Bonner Springs, KS (Coffeyville CC)



# MEAN GREEN

## NORTH TEXAS COMBINED TEAM STATISTICS

<b>RECORD:</b>	<b>OVERALL</b>	<b>HOME</b>	<b>AWAY</b>	<b>NEUTRAL</b>
<b>ALL GAMES.....</b>	<b>(1-9-0)</b>	<b>(1-3-0)</b>	<b>(0-6-0)</b>	<b>(0-0-0)</b>
<b>CONFERENCE.....</b>	<b>(1-5-0)</b>	<b>(1-2-0)</b>	<b>(0-3-0)</b>	<b>(0-0-0)</b>
<b>NON-CONFERENCE.....</b>	<b>(0-4-0)</b>	<b>(0-1-0)</b>	<b>(0-3-0)</b>	<b>(0-0-0)</b>

DATE	OPPONENT	W/L	SCORE	ATTEND	TEAM STATISTICS	NT	OPP
Sep 01, 2007	at Oklahoma	L	10-79	84472	FIRST DOWNS.....	219	240
Sep 08, 2007	at SMU	L	31-45	20517	Rushing.....	73	104
*Sep 22, 2007	FLORIDA ATLANTIC	L	20-30	20479	Passing.....	131	120
Sept 29, 2007	at Arkansas	L	7-66	66343	Penalty.....	15	16
*Oct 06, 2007	at Louisiana-Lafayette	L	29-38	9464	RUSHING YARDAGE.....	1138	2414
*Oct 13, 2007	LOUISIANA MONROE	W	31-21	18973	Yards gained rushing...	1479	2611
*Oct 20, 2007	at TROY	L	7-45	23887	Yards lost rushing.....	341	197
*Oct 27, 2007	MIDDLE TENNESSEE	L	28-48	18181	Rushing Attempts.....	321	401
Nov 10, 2007	NAVY	L	62-74	26012	Average Per Rush.....	3.5	6.0
*Nov 15, 2007	at Arkansas State	L	27-31	11736	Average Per Game.....	113.8	241.4
					TDs Rushing.....	11	33
					PASSING YARDAGE.....	3021	2730
					Att-Comp-Int.....	457-279-23	345-202-10
					Average Per Pass.....	6.6	7.9
					Average Per Catch.....	10.8	13.5
					Average Per Game.....	302.1	273.0
					TDs Passing.....	20	25
					TOTAL OFFENSE.....	4159	5144
					Total Plays.....	778	746
					Average Per Play.....	5.3	6.9
					Average Per Game.....	415.9	514.4
					KICK RETURNS: #-YARDS...	67-1195	51-1099
					PUNT RETURNS: #-YARDS...	16-131	30-323
					INT RETURNS: #-YARDS...	10-119	23-283
					FUMBLES-LOST.....	17-6	15-11
					PENALTIES-YARDS.....	82-626	73-637
					PUNTS-AVG.....	60-39.5	46-43.8
					TIME OF POSSESSION/GAME..	31:28	28:27
					3RD-DOWN CONVERSIONS....	57/158	60/141
					4TH-DOWN CONVERSIONS....	8/22	9/15
					INTERCEPTIONS	No. Yds Avg TD Long	
					Robertson, C.	4 12 3.0 0 11	
					Stevenson, M.	1 20 20.0 1 20	
					Mendoza, Derek	1 12 12.0 0 12	
					Holman, Maurice	1 0 0.0 0 0	
					Agbotteh, K.	1 0 0.0 0 0	
					Bush, Antoine	1 0 0.0 0 0	
					Green, D.	1 75 75.0 1 75	
					Total.....	10 119 11.9 2 75	
					Opponents.....	23 283 12.3 3 100	
					PUNTING	No. Yds Avg Long TB FC I20 Blkd	
					Spencer, Truman	57 2363 41.5 73 1 15 9 3	
					TEAM	3 7 2.3 7 0 0 0 0	
					Total.....	60 2370 39.5 73 1 15 9 3	
					Opponents.....	46 2017 43.8 72 3 9 21 1	
					PUNT RETURNS	No. Yds Avg TD Long	
					Roman, Evyn	15 96 6.4 0 23	
					Weathers, Aaron	1 14 14.0 0 0	
					Neal, Chris	0 21 0.0 0 21	
					Total.....	16 131 8.2 0 23	
					Opponents.....	30 323 10.8 1 52	
					KICK RETURNS	No. Yds Avg TD Long	
					Mosley, Micah	22 414 18.8 0 44	
					Roman, Evyn	15 320 21.3 0 32	
					Bush, Antoine	11 206 18.7 0 35	
					Ealey, Kevin	5 71 14.2 0 20	
					Washington, K.	4 48 12.0 0 15	
					Weathers, Aaron	4 79 19.8 0 25	
					Lewis, B.J.	2 16 8.0 0 12	
					Neal, Chris	2 30 15.0 0 16	
					Henderson, K.	1 11 11.0 0 11	
					TEAM	1 0 0.0 0 0	
					Total.....	67 1195 17.8 0 44	
					Opponents.....	51 1099 21.5 1 73	
					FIELD GOALS	FGM-FGA Pct 01-19 20-29 30-39 40-49 50-99 Lg Blk	
					Moreland, T.	8-13 61.5 0-0 4-6 4-7 0-0 0-0 37 1	
					SCORING	TD FGs Kick Rush Rcv Pass DXP Saf Points	
					Fitzgerald, C.	12 0-0 0-0 0-0 0 0-0 0 0 72	
					Moreland, T.	0 8-13 30-31 0-0 0 0-0 0 0 54	
					Mosley, Micah	5 0-0 0-0 0-0 0 0-0 0 0 30	
					Thomas, Jamario	4 0-0 0-0 0-0 0 0-0 0 0 24	
					Washington, K.	3 0-0 0-0 0-0 0 0-0 0 0 18	
					Dibrell, Sam	2 0-0 0-0 0-0 0 0-0 0 0 12	
					Stickler, Brock	2 0-0 0-0 0-0 0 0-0 0 0 12	
					Vizza, Giovanni	2 0-0 0-0 0-1 0 0-1 0 0 12	
					Stevenson, M.	1 0-0 0-0 0-0 0 0-0 0 0 6	
					Jackson, B.	1 0-0 0-0 0-0 0 0-0 0 0 6	
					Green, D.	1 0-0 0-0 0-0 0 0-0 0 0 6	
					Total.....	33 8-13 30-31 0-1 0 0-1 0 0 252	
					Opponents.....	63 10-13 59-61 0-0 1 1-2 0 4 477	
					SCORE BY QUARTERS	1st 2nd 3rd 4th Total	
					North Texas.....	56 106 40 50 - 252	
					Opponents.....	99 146 103 129 - 477	





# MEAN GREEN

## NORTH TEXAS OVERALL TEAM STATISTICS

	NT	OPP
SCORING.....	252	477
Points Per Game.....	25.2	47.7
FIRST DOWNS.....	219	240
Rushing.....	73	104
Passing.....	131	120
Penalty.....	15	16
RUSHING YARDAGE.....	1138	2414
Yards gained rushing.....	1479	2611
Yards lost rushing.....	341	197
Rushing Attempts.....	321	401
Average Per Rush.....	3.5	6.0
Average Per Game.....	113.8	241.4
TDs Rushing.....	11	33
PASSING YARDAGE.....	3021	2730
Att-Comp-Int.....	457-279-23	345-202-10
Average Per Pass.....	6.6	7.9
Average Per Catch.....	10.8	13.5
Average Per Game.....	302.1	273.0
TDs Passing.....	20	25
TOTAL OFFENSE.....	4159	5144
Total Plays.....	778	746
Average Per Play.....	5.3	6.9
Average Per Game.....	415.9	514.4
KICK RETURNS: #-YARDS.....	67-1195	51-1099
PUNT RETURNS: #-YARDS.....	16-131	30-323
INT RETURNS: #-YARDS.....	10-119	23-283
KICK RETURN AVERAGE.....	17.8	21.5
PUNT RETURN AVERAGE.....	8.2	10.8
INT RETURN AVERAGE.....	11.9	12.3
FUMBLES-LOST.....	17-6	15-11
PENALTIES-YARDS.....	82-626	73-637
Average Per Game.....	62.6	63.7
PUNTS-YARDS.....	60-2370	46-2017
Average Per Punt.....	39.5	43.8
Net punt average.....	33.8	39.7
TIME OF POSSESSION/GAME.....	31:28	28:27
3RD-DOWN CONVERSIONS.....	57/158	60/141
3rd-Down Pct.....	36%	43%
4TH-DOWN CONVERSIONS.....	8/22	9/15
4th-Down Pct.....	36%	60%
SACKS BY-YARDS.....	12-76	32-223
MISC YARDS.....	20	0
TOUCHDOWNS SCORED.....	33	63
FIELD GOALS-ATTEMPTS.....	8-13	10-13
ON-SIDE KICKS.....	1-1	1-1
RED-ZONE SCORES.....	25-34 74%	43-51 84%
RED-ZONE TOUCHDOWNS.....	17-34 50%	34-51 67%
PAT-ATTEMPTS.....	30-31 97%	59-61 97%
ATTENDANCE.....	83645	216419
Games/Avg Per Game.....	4/20911	6/36070
Neutral Site Games.....		0/0

SCORE BY QUARTERS	1st	2nd	3rd	4th	Total
North Texas.....	56	106	40	50	252
Opponents.....	99	146	103	129	477



# MEAN GREEN

## NORTH TEXAS INDIVIDUAL STATISTICS

RUSHING										PUNT RETURNS								
	GP	Att	Gain	Loss	Net	Avg	TD	Long	Avg/G		No.	Yds	Avg	TD	Long			
Thomas, Jamarion	9	87	510	39	471	5.4	4	77	52.3	Roman, Evyn	15	96	6.4	0	23			
Mosley, Micah	10	81	392	17	375	4.6	4	32	37.5	Weathers, Aaron	1	14	14.0	0	0			
Vizza, Giovanni	8	112	442	152	290	2.6	2	38	36.2	Neal, Chris	0	21	0.0	0	21			
Meager, Daniel	5	36	127	110	17	0.5	0	24	3.4	Total.....	16	131	8.2	0	23			
Montgomery, Cam	3	3	7	0	7	2.3	0	3	2.3	Opponents.....	30	323	10.8	1	52			
Cox, Deavin	9	1	1	0	1	1.0	0	1	0.1	INTERCEPTIONS								
Stickler, Brock	10	0	0	0	0	0.0	1	0	0.0		No.	Yds	Avg	TD	Long			
TEAM	5	1	0	23	-23	-23.0	0	0	-4.6	-----								
Total.....	10	321	1479	341	1138	3.5	11	77	113.8	Robertson, C.	4	12	3.0	0	11			
Opponents.....	10	401	2611	197	2414	6.0	33	73	241.4	Agbottah, K.	1	0	0.0	0	0			
PASSING																		
	GP	Effic	Cmp	Att	Int	Pct	Yds	TD	Lng	Avg/G	Bush, Antoine	1	0	0.0	0			
Vizza, Giovanni	8	124.45	172	287	15	59.9	1933	16	99	241.6	Green, D.	1	75	75.0	1	75		
Meager, Daniel	5	115.73	107	169	8	63.3	1088	4	66	217.6	Mendoza, Derek	1	12	12.0	0	12		
Stickler, Brock	10	0.00	0	1	0	0.0	0	0	0	0.0	Stevenson, M.	1	20	20.0	1	20		
Total.....	10	120.95	279	457	23	61.1	3021	20	99	302.1	Holman, Maurice	1	0	0.0	0	0		
Opponents.....	10	143.14	202	345	10	58.6	2730	25	74	273.0	Total.....	10	119	11.9	2	75		
RECEIVING										KICK RETURNS								
	GP	No.	Yds	Avg	TD	Long	Avg/G			No.	Yds	Avg	TD	Long				
Fitzgerald, C.	10	96	1184	12.3	12	99	118.4	-----										
Jackson, B.	10	70	721	10.3	1	45	72.1	Mosley, Micah	22	414	18.8	0	44					
Washington, K.	10	30	328	10.9	3	60	32.8	Roman, Evyn	15	320	21.3	0	32					
Stickler, Brock	10	29	303	10.4	1	33	30.3	Bush, Antoine	11	206	18.7	0	35					
Dibrell, Sam	8	17	297	17.5	2	75	37.1	Ealey, Kevin	5	71	14.2	0	20					
Thomas, Jamarion	9	15	26	1.7	0	14	2.9	Washington, K.	4	48	12.0	0	15					
Lewis, B.J.	10	9	80	8.9	0	23	8.0	Weathers, Aaron	4	79	19.8	0	25					
Mosley, Micah	10	9	68	7.6	1	30	6.8	Lewis, B.J.	2	16	8.0	0	12					
Johnson, Breece	5	1	7	7.0	0	7	1.4	Neal, Chris	2	30	15.0	0	16					
Montgomery, Cam	3	1	5	5.0	0	5	1.7	TEAM	1	0	0.0	0	0					
Venegas, Adam	10	1	2	2.0	0	2	0.2	Henderson, K.	1	11	11.0	0	11					
Neal, Chris	8	1	0	0.0	0	0	0.0	Total.....	67	1195	17.8	0	44					
Total.....	10	279	3021	10.8	20	99	302.1	Opponents.....	51	1099	21.5	1	73					
Opponents.....	10	202	2730	13.5	25	74	273.0	FUMBLE RETURNS										
										No.	Yds	Avg	TD	Long				
										-----								
										Total.....	0	0	0.0	0	0			
										Opponents.....	1	7	7.0	0	7			
----- PATs -----																		
SCORING	TD	FGs	Kick	Rush	Rcv	Pass	DXP	Saf	Points	TOTAL OFFENSE	G	Plays	Rush	Pass	Total	Avg/G		
Fitzgerald, C.	12	0-0	0-0	0-0	0	0-0	0	0	72	Vizza, Giovanni	8	399	290	1933	2223	277.9		
Moreland, T.	0	8-13	30-31	0-0	0	0-0	0	0	54	Meager, Daniel	5	205	17	1088	1105	221.0		
Mosley, Micah	5	0-0	0-0	0-0	0	0-0	0	0	30	Thomas, Jamarion	9	87	471	0	471	52.3		
Thomas, Jamarion	4	0-0	0-0	0-0	0	0-0	0	0	24	Mosley, Micah	10	81	375	0	375	37.5		
Washington, K.	3	0-0	0-0	0-0	0	0-0	0	0	18	Montgomery, Cam	3	3	7	0	7	2.3		
Vizza, Giovanni	2	0-0	0-0	0-1	0	0-1	0	0	12	Cox, Deavin	9	1	1	0	1	0.1		
Stickler, Brock	2	0-0	0-0	0-0	0	0-0	0	0	12	TEAM	5	1	-23	0	-23	-4.6		
Dibrell, Sam	2	0-0	0-0	0-0	0	0-0	0	0	12	Total.....	10	778	1138	3021	4159	415.9		
Jackson, B.	1	0-0	0-0	0-0	0	0-0	0	0	6	Opponents.....	10	746	2414	2730	5144	514.4		
Stevenson, M.	1	0-0	0-0	0-0	0	0-0	0	0	6									
Green, D.	1	0-0	0-0	0-0	0	0-0	0	0	6									
Total.....	33	8-13	30-31	0-1	0	0-1	0	0	252									
Opponents.....	63	10-13	59-61	0-0	1	1-2	0	4	477									
FIELD GOALS										PUNTING								
FGM-FGA	Pct	01-19	20-29	30-39	40-49	50-59	Lg	Blk		No.	Yds	Avg	Long	TB	FC	I20	Blkd	
Moreland, T.	8-13	61.5	0-0	4-6	4-7	0-0	0-0	37	1	Spencer, Truman	57	2363	41.5	73	1	15	9	3
										TEAM	3	7	2.3	7	0	0	0	0
										Total.....	60	2370	39.5	73	1	15	9	3
										Opponents.....	46	2017	43.8	72	3	9	21	1
FG SEQUENCE										KICKOFFS								
North Texas	OPPONENTS				No.	Yds	Avg	TB	OB	Retn	Net	YdLn						
Oklahoma	(29)	-				-----												
SMU	(29)	(29)																
Florida Atlantic	(37), (37), 25	(20), (27), (29)																
Arkansas	38	(39), 44																
Louisiana-Lafayette	(36)	(22)																
Louisiana Monroe	38, (20), 39	43																
TROY	-	(24)																
Middle Tennessee	-	(39)																
NAVY	-	(22)																
Arkansas State	(28), (37), 26	29, (32)																



# MEAN GREEN

## NORTH TEXAS INDIVIDUAL STATISTICS

ALL PURPOSE	G	Rush	Rec	PR	KOR	IR	Tot	Avg/G
-----								
Fitzgerald, C.	10	0	1184	0	0	0	1184	118.4
Mosley, Micah	10	375	68	0	414	0	857	85.7
Jackson, B.	10	0	721	0	0	0	721	72.1
Thomas, Jamario	9	471	26	0	0	0	497	55.2
Roman, Evyn	10	0	0	96	320	0	416	41.6
Washington, K.	10	0	328	0	48	0	376	37.6
Stickler, Brock	10	0	303	0	0	0	303	30.3
Dibrell, Sam	8	0	297	0	0	0	297	37.1
Vizza, Giovanni	8	290	0	0	0	0	290	36.2
Bush, Antoine	10	0	0	0	206	0	206	20.6
Lewis, B.J.	10	0	80	0	16	0	96	9.6
Weathers, Aaron	10	0	0	14	79	0	93	9.3
Green, D.	6	0	0	0	0	75	75	12.5
Ealey, Kevin	4	0	0	0	71	0	71	17.8
Neal, Chris	8	0	0	21	30	0	51	6.4
Stevenson, M.	10	0	0	0	0	20	20	2.0
Meager, Daniel	5	17	0	0	0	0	17	3.4
Robertson, C.	10	0	0	0	0	12	12	1.2
Mendoza, Derek	10	0	0	0	0	12	12	1.2
Montgomery, Cam	3	7	5	0	0	0	12	4.0
Henderson, K.	7	0	0	0	11	0	11	1.6
Johnson, Breece	5	0	7	0	0	0	7	1.4
Venegas, Adam	10	0	2	0	0	0	2	0.2
Cox, Deavin	9	1	0	0	0	0	1	0.1
TEAM	5	-23	0	0	0	0	-23	-4.6
Total.....	10	1138	3021	131	1195	119	5604	560.4
Opponents.....	10	2414	2730	323	1099	283	6849	684.9



## NORTH TEXAS DEFENSIVE STATISTICS

DEFENSIVE LEADERS	-----Tackles-----					-Sacks-	---Pass Def---		-Fumbles-		Blkd		
	GP	Solo	Ast	Total	TFL/Yds		No-Yds	Int-Yds	BrUp	QBH	Rcv-Yds	FF	Kick
51 Mendoza, Derek	10	30	30	60	2.5-3	.	1-12	2	.	.	2	.	.
38 Weathers, Aaron	10	34	22	56	1.5-2	.	.	3	.	2-0	1	3	.
90 Chapman, J.	10	33	21	54	12.0-51	4.5-28	.	.	.	1-0	.	.	.
41 Holman, Maurice	10	24	27	51	1.0-2	.	1-0	2	.	.	2	.	.
13 Agbottah, K.	9	20	25	45	1.5-2	.	1-0	1	.	.	1	.	.
65 Miller, Joseph	10	26	16	42	5.5-29	3.5-25	.	1	.	.	1	.	.
79 Stevenson, M.	10	24	18	42	6.5-21	2.5-12	1-20	1	.	.	1	.	.
42 Robertson, C.	10	22	19	41	3.0-4	.	4-12	.	.	.	.	.	.
35 Bush, Antoine	10	26	13	39	1.0-4	.	1-0	6	.	.	.	.	.
24 Cotton, R.	10	15	14	29	.	.	.	.	.	.	.	.	.
2 Green, D.	6	17	8	25	.	.	1-75	6	.	1-0	1	.	.
4 Monroe, Brandon	9	11	13	24	1.0-3	.	.	1	.	1-0	.	.	.
31 Nurudeen, Latif	9	19	5	24	1.0-4	.	.	1	.	.	.	.	.
94 Gillmore, E.	7	12	11	23	3.0-15	1.5-11	.	4	.	1-0	.	.	.
99 Thomas, Isaac	9	11	10	21	1.5-7	.	.	.	.	.	.	.	.
37 Roman, Evyn	10	14	2	16	.	.	.	1	.	.	.	.	.
40 Mahan, Colt	8	9	6	15	1.5-1	.	.	.	.	.	.	.	.
45 Higgs, Cliff	9	8	5	13	.	.	.	1	.	.	.	.	.
30 Henderson, K.	7	3	8	11	.	.	.	.	.	.	.	.	.
59 Penson, A.J.	10	5	5	10	.	.	.	.	.	.	.	.	.
44 Nwigwe, Tobe	6	7	3	10	.	.	.	.	.	1-0	.	.	.
48 Davenport, Ryan	10	5	4	9	.	.	.	.	.	.	.	.	.
39 Dawson, G.	9	6	3	9	.	.	.	.	.	.	.	.	.
89 Burruss, Blake	7	5	3	8	2.0-3	.	.	.	1	1-0	.	.	.
22 Ealey, Kevin	4	6	1	7	.	.	.	.	.	.	.	.	.
61 Stewart, J.	7	1	5	6	.	.	.	.	.	.	.	.	.
50 Brown, Lawrence	8	1	4	5	.	.	.	.	.	.	.	.	.
11 Cox, Deavin	9	4	1	5	.	.	.	.	.	.	.	.	.
58 Taveras, Tony	3	4	1	5	.	.	.	.	.	.	.	.	.
52 Owusu-Hemeng, S	9	4	1	5	1.0-2	.	.	.	.	.	.	.	.
25 Spencer, Truman	10	3	1	4	.	.	.	.	.	.	.	.	.
34 Neal, Chris	8	2	2	4	.	.	.	.	.	.	.	.	.
17 Nelson, Brian	10	3	1	4	.	.	.	.	.	.	.	.	.
1 Oubre, Gary	2	.	3	3	0.5-1	.	.	.	.	.	.	.	.
83 Seidle, Bryant	1	2	1	3	.	.	.	.	.	.	.	.	.
95 DeSoto, Jesse	3	2	1	3	.	.	.	.	.	.	.	.	.
86 Davidson, Chris	10	1	1	2	.	.	.	.	.	2-0	.	.	.
84 Brown, Charlie	3	1	1	2	.	.	.	.	.	.	.	.	.
82 Stickler, Brock	10	1	1	2	.	.	.	.	.	.	.	.	.
49 Jackson, B.	10	1	1	2	.	.	.	.	.	.	.	.	.
87 Fitzgerald, C.	10	2	.	2	.	.	.	.	.	.	.	.	.
19 Dibrell, Sam	8	1	.	1	.	.	.	.	.	.	.	.	.
15 Vizza, Giovanni	8	1	.	1	.	.	.	.	.	.	.	.	.
TM TEAM	5	1	.	1	.	.	.	.	.	.	.	.	.
20 Thomas, Jamarion	9	1	.	1	.	.	.	.	.	.	.	.	.
10 Washington, K.	10	1	.	1	.	.	.	.	.	.	.	.	.
32 Mosley, Micah	10	.	.	.	.	.	.	.	.	1-0	.	.	.
Total.....	10	429	317	746	46-154	12-76	10-119	30	1	11-0	9	3	.
Opponents.....	10	460	279	739	76-346	32-223	23-283	49	11	5-7	8	4	4





## NORTH TEXAS RED-ZONE RESULTS

### North Texas Inside Opponent Red-Zone

			Times	Times	Total		Rush	Pass	FGs	----	Failed to score inside RZ					----
Date	Opponent	Score	In RZ	Scored	Pts	TDs	TDs	TDs	Made	FGA	Downs	Int	Fumb	Half	Game	
Sep 01	at Oklahoma.....	L 10-79	2	1	3	0	0	0	1	0	1	0	0	0	0	
Sep 08	at SMU.....	L 31-45	4	3	17	2	1	1	1	0	1	0	0	0	0	
*Sep 22	Florida Atlantic.....	L 20-30	5	3	13	1	0	1	2	1	0	1	0	0	0	
Sept 29	at Arkansas.....	L 7-66	2	1	7	1	1	0	0	0	0	1	0	0	0	
*Oct 06	at Louisiana-Lafayette. L	29-38	3	3	16	2	1	1	1	0	0	0	0	0	0	
*Oct 13	Louisiana Monroe.....	W 31-21	3	2	10	1	1	0	1	1	0	0	0	0	0	
*Oct 20	at TROY.....	L 7-45	1	0	0	0	0	0	0	0	1	0	0	0	0	
*Oct 27	Middle Tennessee.....	L 28-48	3	3	21	3	1	2	0	0	0	0	0	0	0	
Nov 10	NAVY.....	L 62-74	5	4	27	4	1	3	0	0	0	1	0	0	0	
*Nov 15	at Arkansas State.....	L 27-31	6	5	27	3	3	0	2	1	0	0	0	0	0	
Totals			34	25	141	17	9	8	8	3	3	3	0	0	0	
25 of 34 (73.5%)																

### Opponents Inside North Texas Red-Zone

				Times	Times	Total		Rush	Pass	FGs	----	Failed to score inside RZ	----		
Date	Opponent	Score	In RZ	Scored	Pts	TDs	TDs	TDs	Made	FGA	Downs	Int	Fumb	Half	Game
Sep 01	at Oklahoma.....	L 10-79	8	7	49	7	6	1	0	0	1	0	0	0	0
Sep 08	at SMU.....	L 31-45	5	5	31	4	2	2	1	0	0	0	0	0	0
*Sep 22	Florida Atlantic.....	L 20-30	6	5	23	2	2	0	3	0	1	0	0	0	0
Sept 29	at Arkansas.....	L 7-66	6	4	28	4	3	1	0	0	0	0	2	0	0
*Oct 06	at Louisiana-Lafayette. L	29-38	3	3	17	2	1	1	1	0	0	0	0	0	0
*Oct 13	Louisiana Monroe.....	W 31-21	2	2	14	2	0	2	0	0	0	0	0	0	0
*Oct 20	at TROY.....	L 7-45	4	2	10	1	0	1	1	0	0	1	1	0	0
*Oct 27	Middle Tennessee.....	L 28-48	6	6	37	5	3	2	1	0	0	0	0	0	0
Nov 10	NAVY.....	L 62-74	7	6	37	5	5	0	1	0	0	0	0	1	0
*Nov 15	at Arkansas State.....	L 27-31	4	3	17	2	1	1	1	1	0	0	0	0	0
Totals			51	43	263	34	23	11	9	1	2	1	3	1	0
43 of 51 (84.3%)															



## NORTH TEXAS GAME SUPERLATIVES

### Individual Game Highs

Rushes.....	24	Vizza, Giovanni at TROY (Oct 20, 2007)
Yards Rushing.....	117	Thomas, Jamario vs Florida Atlantic (Sep 22, 2007)
TD Rushes.....	2	Thomas, Jamario at Arkansas State (Nov 15, 2007)
Long Rush.....	77	Thomas, Jamario vs Middle Tennessee (Oct 27, 2007)
Pass attempts.....	64	Meager, Daniel at SMU (Sep 08, 2007)
Pass completions....	46	Meager, Daniel at SMU (Sep 08, 2007)
Yards Passing.....	601	Meager, Daniel at SMU (Sep 08, 2007)
TD Passes.....	8	Vizza, Giovanni vs NAVY (Nov 10, 2007)
Long Pass.....	99	Vizza, Giovanni vs Louisiana Monroe (Oct 13, 2007)
Receptions.....	18	Fitzgerald, C. at SMU (Sep 08, 2007)
Yards Receiving.....	327	Fitzgerald, C. at SMU (Sep 08, 2007)
TD Receptions.....	5	Fitzgerald, C. vs NAVY (Nov 10, 2007)
Long Reception.....	99	Fitzgerald, C. vs Louisiana Monroe (Oct 13, 2007)
Field Goals.....	2	Moreland, T. vs Florida Atlantic (Sep 22, 2007)
		Moreland, T. at Arkansas State (Nov 15, 2007)
Long Field Goal.....	37	Moreland, T. vs Florida Atlantic (Sep 22, 2007)
		Moreland, T. at Arkansas State (Nov 15, 2007)
Punts.....	10	Spencer, Truman at Oklahoma (Sep 01, 2007)
		Spencer, Truman at Arkansas (Sept 29, 2007)
		Spencer, Truman at TROY (Oct 20, 2007)
Punting Avg.....	49.8	Spencer, Truman vs Middle Tennessee (Oct 27, 2007)
Long Punt.....	73	Spencer, Truman at SMU (Sep 08, 2007)
		Spencer, Truman vs Middle Tennessee (Oct 27, 2007)
Long Punt Return....	23	Roman, Evyn at TROY (Oct 20, 2007)
Long Kickoff Return.	44	Mosley, Micah at TROY (Oct 20, 2007)
Tackles.....	11	Chapman, J. vs Middle Tennessee (Oct 27, 2007)
Sacks.....	1.5	Miller, Joseph vs Louisiana Monroe (Oct 13, 2007)
		Stevenson, M. vs Louisiana Monroe (Oct 13, 2007)
		Gillmore, E. at Arkansas State (Nov 15, 2007)
Tackles For Loss....	2.5	Miller, Joseph vs Louisiana Monroe (Oct 13, 2007)
Interceptions.....	2	Robertson, C. at TROY (Oct 20, 2007)

### Team Game Highs

Rushes.....	43	at Arkansas State (Nov 15, 2007)
Yards Rushing.....	221	at Arkansas State (Nov 15, 2007)
Yards Per Rush.....	6.1	vs Florida Atlantic (Sep 22, 2007)
TD Rushes.....	3	at Arkansas State (Nov 15, 2007)
Pass attempts.....	64	at SMU (Sep 08, 2007)
Pass completions....	46	at SMU (Sep 08, 2007)
Yards Passing.....	601	at SMU (Sep 08, 2007)
Yards Per Pass.....	9.6	vs NAVY (Nov 10, 2007)
TD Passes.....	8	vs NAVY (Nov 10, 2007)
Total Plays.....	97	at Louisiana-Lafayette (Oct 06, 2007)
Total Offense.....	635	vs NAVY (Nov 10, 2007)
Yards Per Play.....	8.1	vs NAVY (Nov 10, 2007)
Points.....	62	vs NAVY (Nov 10, 2007)
Sacks By.....	4	vs Louisiana Monroe (Oct 13, 2007)
First Downs.....	31	at SMU (Sep 08, 2007)
Penalties.....	13	vs Middle Tennessee (Oct 27, 2007)
Penalty Yards.....	110	vs Middle Tennessee (Oct 27, 2007)
Turnovers.....	5	vs Middle Tennessee (Oct 27, 2007)
Interceptions By....	4	at TROY (Oct 20, 2007)



## OPPONENT GAME SUPERLATIVES

### Opponent Individual Game Highs

Rushes.....	19	Darren McFadden, at Arkansas (Sept 29,2007)
Yards Rushing.....	150	Desormeaux, Mic, at Louisiana-Lafayette (Oct 06, 2007)
TD Rushes.....	5	Murray, DeMarco, at Oklahoma (Sep 01, 2007)
Long Rush.....	73	Desormeaux, Mic, at Louisiana-Lafayette (Oct 06, 2007)
Pass attempts.....	50	Leonard, Corey, at Arkansas State (Nov 15, 2007)
Pass completions....	30	WILLIS, Justin, at SMU (Sep 08, 2007)
Yards Passing.....	363	Bradford, Sam, at Oklahoma (Sep 01, 2007)
TD Passes.....	3	Bradford, Sam, at Oklahoma (Sep 01, 2007)
		Casey Dick, at Arkansas (Sept 29,2007)
		Revell, Trey, vs Louisiana Monroe (Oct 13, 2007)
		Haugabook,Omar, at TROY (Oct 20, 2007)
Long Pass.....	74	Smith, R., vs Florida Atlantic (Sep 22, 2007)
Receptions.....	10	SANDERS, E., at SMU (Sep 08, 2007)
Yards Receiving.....	160	LOWERY, Devin, at SMU (Sep 08, 2007)
TD Receptions.....	2	Kelly, Malcolm, at Oklahoma (Sep 01, 2007)
		Zacharie, Zeek, vs Louisiana Monroe (Oct 13, 2007)
Long Reception.....	74	Gent, C., vs Florida Atlantic (Sep 22, 2007)
Field Goals.....	3	Leroy, W., vs Florida Atlantic (Sep 22, 2007)
Long Field Goal.....	39	Alex Tejada, at Arkansas (Sept 29,2007)
		DeFatta, David, vs Middle Tennessee (Oct 27, 2007)
Punts.....	8	Love, Scott, vs Louisiana Monroe (Oct 13, 2007)
		DeFatta, David, vs Middle Tennessee (Oct 27, 2007)
Punting Avg.....	55.6	MORSTEAD, T., at SMU (Sep 08, 2007)
Long Punt.....	72	MORSTEAD, T., at SMU (Sep 08, 2007)
Long Punt Return....	52	McKelvin,Leodis, at TROY (Oct 20, 2007)
Long Kickoff Return.	73	Campbell,Reggi, vs NAVY (Nov 10, 2007)
Tackles.....	15	Sincere, C., vs Florida Atlantic (Sep 22, 2007)
Sacks.....	3.5	Mainor,Kenny, at TROY (Oct 20, 2007)
Tackles For Loss....	4.5	Mainor,Kenny, at TROY (Oct 20, 2007)
Interceptions.....	2	Polo, T., vs Florida Atlantic (Sep 22, 2007)
		Blount, Gerren, at Louisiana-Lafayette (Oct 06, 2007)
		Nickson, Damon, vs Middle Tennessee (Oct 27, 2007)

### Opponent Team Game Highs

Rushes.....	57	vs NAVY (Nov 10, 2007)
Yards Rushing.....	572	vs NAVY (Nov 10, 2007)
Yards Per Rush.....	10.0	vs NAVY (Nov 10, 2007)
TD Rushes.....	8	vs NAVY (Nov 10, 2007)
Pass attempts.....	53	at Arkansas State (Nov 15, 2007)
Pass completions....	30	at SMU (Sep 08, 2007)
Yards Passing.....	403	at Oklahoma (Sep 01, 2007)
Yards Per Pass.....	18.0	vs NAVY (Nov 10, 2007)
TD Passes.....	5	at TROY (Oct 20, 2007)
Total Plays.....	85	vs Louisiana Monroe (Oct 13, 2007)
Total Offense.....	713	at Arkansas (Sept 29,2007)
Yards Per Play.....	10.8	vs NAVY (Nov 10, 2007)
Points.....	79	at Oklahoma (Sep 01, 2007)
Sacks By.....	9	at TROY (Oct 20, 2007)
First Downs.....	31	at Arkansas (Sept 29,2007)
		vs NAVY (Nov 10, 2007)
Penalties.....	9	at Oklahoma (Sep 01, 2007)
		at SMU (Sep 08, 2007)
		at Louisiana-Lafayette (Oct 06, 2007)
		vs Middle Tennessee (Oct 27, 2007)
Penalty Yards.....	86	vs Middle Tennessee (Oct 27, 2007)
Turnovers.....	7	at TROY (Oct 20, 2007)
Interceptions By....	4	vs Middle Tennessee (Oct 27, 2007)