


1 of 166

SUPPLEMENTAL LABELING

READ THE ENTIRE LABEL BOOKLET FOR ROUNDUP® BEFORE PROCEEDING WITH THE USE DIRECTIONS CONTAINED IN THIS SUPPLEMENTAL LABELING.

"Label" as used in this supplemental labeling refers to the booklet for Roundup herbicide and this supplement.



NOT REVIEWED
In Accordance with FR Notice 82-2.
Based on Draft Labeling Dated 3/18/91

EPA Reg. No. 524-445

FOR AERIAL APPLICATION IN CALIFORNIA ONLY

Keep out of reach of children.

WARNING!

In case of an emergency involving this product, Call Collect, day or night, (314) 694-4000.

Roundup® is a registered trademark of Monsanto Company.

DIRECTIONS FOR USE

It is a violation of Federal law to use this product in any manner inconsistent with its labeling.

This label must be in the possession of the user at the time of herbicide application.

See "GENERAL INFORMATION" and "MIXING, ADDITIVES AND APPLICATION INSTRUCTIONS" sections of the label booklet for essential product performance information.

See the "CROPPING SYSTEMS" section of the label booklet for specific recommendations on the use of this product.

EXTREME CARE MUST BE EXERCISED TO AVOID CONTACT OF THE SPRAY WITH FOLIAGE, GREEN STEMS, OR FRUIT OF DESIRABLE CROPS, PLANTS, TREES OR OTHER DESIRABLE VEGETATION, SINCE SEVERE DAMAGE OR DESTRUCTION MAY RESULT.

Aerial applications of this product are allowed in the following situations:

1. In fallow and reduced tillage systems prior to the emergence or transplanting of labeled crops.
2. In cotton, prior to harvest. Refer to the Roundup booklet for specific preharvest application instructions.

Do not plant subsequent crops other than those listed in the label booklet for this product for 30 days following application.

When applied as recommended, under the conditions described, this product controls annual and perennial weeds listed in the label booklet.

DO NOT EXCEED A MAXIMUM RATE OF 1 QUART PER ACRE OF THIS PRODUCT WHEN MAKING APPLICATIONS BY AIR.

AERIAL EQUIPMENT

Use the recommended rates of this product in 3 to 15 gallons of water per acre.

Do not apply directly to water or wetland (swamps, bogs, marshes or potholes). Do not contaminate water when disposing of equipment washwaters.

AVOID DRIFT — DO NOT APPLY WHEN WINDS ARE GUSTY OR UNDER ANY OTHER CONDITION WHICH WILL ALLOW DRIFT. DRIFT MAY CAUSE DAMAGE TO ANY VEGETATION CONTACTED TO WHICH TREATMENT IS NOT INTENDED. TO PREVENT INJURY TO ADJACENT DESIRABLE VEGETATION, APPROPRIATE BUFFER ZONES MUST BE MAINTAINED.

Use the following guidelines when aerial applications are made near crops or desirable perennial vegetation after bud break and before total leaf drop, and/or near other desirable vegetation or annual crops.

1. Do not apply within 100 feet of all desirable vegetation or crop(s).
2. If wind up to 5 miles per hour is blowing toward desirable vegetation or crop(s), do not apply within 500 feet of the desirable vegetation or crop(s).
3. Winds blowing from 5 to 10 miles per hour toward desirable vegetation or crop(s) may require buffer zones in excess of 500 feet.
4. Do not apply when winds are in excess of 10 miles per hour or when inversion conditions exist.

Coarse sprays are less likely to drift; therefore, do not use nozzles or nozzle configurations which dispense spray as fine spray droplets. Do not angle nozzles forward into the airstream and do not increase spray volume by increasing nozzle pressure.

Drift control additives may be used. When a drift control additive is used, read and carefully observe the cautionary statements and all other information appearing on the additive label.

Ensure uniform application - To avoid streaked, uneven or overlapped application, use appropriate marking devices.

Thoroughly wash aircraft, especially landing gear, after each day of spraying to remove residues of this product accumulated during spraying or from spills. **PROLONGED EXPOSURE OF THIS PRODUCT TO UNCOATED STEEL SURFACES MAY RESULT IN CORROSION AND POSSIBLE FAILURE OF THE PART. LANDING GEAR IS MOST SUSCEPTIBLE.** The maintenance of an organic coating (paint) which meets aerospace specification MIL-C-8413 may prevent corrosion.

Read the "LIMIT OF WARRANTY AND LIABILITY" in the label for Roundup before using this product. Those terms apply to this supplemental labeling and if those terms are not acceptable, return the product unopened at once.

MAP-3169-3/5/92

© MONSANTO COMPANY 1992

MONSANTO COMPANY
AGRICULTURAL PRODUCTS
ST. LOUIS, MISSOURI 63167



209 166

SUPPLEMENTAL LABELING

READ AND FOLLOW THE ENTIRE LABEL FOR MON-35085 HERBICIDE BEFORE PROCEEDING WITH THE USE DIRECTIONS CONTAINED IN THIS SUPPLEMENTAL LABELING.

"Label" as used in this supplemental labeling refers to the label for MON-35085 herbicide and this supplement.

MON-35085
Herbicide by Monsanto

EPA Reg. No. 524-445

FOR DISTRIBUTION AND USE ONLY WITHIN OHIO.

FOR CONTROL OF CANADA THISTLE.

Keep out of reach of children.

WARNING!

In case of an emergency involving this product, Call Collect, day or night, (314) 694-4000.

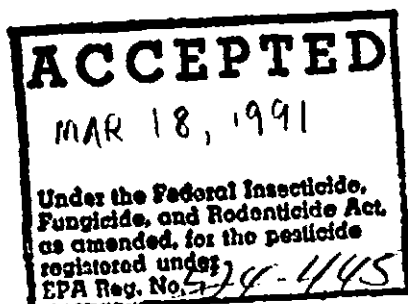
DIRECTIONS FOR USE

It is a violation of Federal law to use this product in a manner inconsistent with the labeling.

This supplemental labeling and the label booklet for MON-35085 must be in the possession of the user at the time of herbicide application.

AVOID CONTACT WITH FOLIAGE, GREEN STEMS, OR FRUIT OF CROPS, DESIRABLE PLANTS AND TREES, SINCE SEVERE INJURY OR DESTRUCTION MAY RESULT.

See "GENERAL INFORMATION", "APPLICATION EQUIPMENT AND TECHNIQUES" and "CROPPING SYSTEMS" sections of the label booklet for MON-35085 for essential product information.



RECOMMENDATIONS

FOR CONTROL:

Apply 1 quart per acre of this product plus 0.5 to 1 percent nonionic surfactant by total spray volume in 5 to 10 gallons of water per acre.

The addition of ammonium sulfate at the rate of 17 pounds per 100 gallons of spray solution is recommended for enhanced performance under stress conditions.

In the spring, apply to actively growing thistles when most are at or beyond the bud stage of growth.

After harvest, mowing or tillage in the late summer or fall, allow at least 4 weeks for initiation of active growth. Rosette size must be a minimum of 6 inches in diameter before treating.

Applications can be made in the fall as long as leaves are still green, and plants are actively growing at the time of application.

Allow 3 or more days after application before tillage. For best results, till the area within 14 days after application.

FOR SUPPRESSION WITH SPRING APPLICATIONS:

Apply 1 pint to 1 quart of this product per acre plus 0.5 to 1 percent nonionic surfactant by total spray volume in 5 to 10 gallons of water per acre. Apply to actively growing plants that are at least 8 inches tall.

The addition of ammonium sulfate at the rate of 17 pounds per 100 gallons of spray solution is recommended for enhanced performance under stress conditions.

For improved burndown and to control other broadleaf weeds, mix this product with 0.5 pound a.i. 2,4-D per acre. Applications of 2,4-D must be made at least 7 days prior to planting corn and at least 30 days prior to planting soybeans.

Allow 3 or more days after application before tillage. A subsequent cultivation may enhance control.

4 of 166

Read the "LIMIT OF WARRANTY AND LIABILITY" in the label booklet for MON-35085 before using this product. Those terms apply to this supplemental labeling and if those terms are not acceptable, return the product unopened at once.

©MONSANTO COMPANY 1991

MAP-3171

MONSANTO COMPANY
AGRICULTURAL PRODUCTS
ST. LOUIS, MISSOURI 63167

5 of 166

SUPPLEMENTAL LABELING

READ AND FOLLOW THE ENTIRE LABEL FOR MON-35085 HERBICIDE BEFORE PROCEEDING WITH THE USE DIRECTIONS CONTAINED IN THIS SUPPLEMENTAL LABELING.

"Label" as used in this supplemental labeling refers to the label for MON-35085 herbicide and this supplement.

**MON-35085
Herbicide by Monsanto**

EPA Reg. No. 524-445

**FOR DISTRIBUTION AND USE ONLY WITHIN HAWAII.
FOR NONSELECTIVE WEED CONTROL IN AND AROUND
PASSION FRUIT.**

Keep out of reach of children.

WARNING!

In case of an emergency involving this product, Call Collect, day or night, (314) 694-4000.

DIRECTIONS FOR USE

It is a violation of Federal law to use this product in a manner inconsistent with the labeling.

This supplemental labeling and the label booklet for MON-35085 must be in the possession of the user at the time of herbicide application.

AVOID CONTACT WITH FOLIAGE, GREEN STEMS, OR FRUIT OF CROPS, DESIRABLE PLANTS AND TREES, SINCE SEVERE INJURY OR DESTRUCTION MAY RESULT.

See "GENERAL INFORMATION", "APPLICATION EQUIPMENT AND TECHNIQUES" and "WEEDS CONTROLLED" sections of the label booklet for MON-35085 for essential product information.

RECOMMENDATIONS

This product is recommended for weed control in and around established passion fruit, or for site preparation prior to planting or transplanting. Applications may be made with boom

ACCEPTED
MAR 18, 1991
Under the Federal Insecticide, Fungicide, and Rodenticide Act, as amended, for the pesticide registered under EPA Reg. No. 524-445

equipment; CDA, shielded sprayers, hand-held and high-volume wands, lances, orchard guns or with wiper applicator equipment.

When applying this product refer to the "Weeds Controlled" section of the label booklet for MON-35085 for weeds controlled and specific rates to be used.

Allow a minimum of 14 days between last application and harvest.

Annual Weed Control--Apply 8 to 48 fluid ounces of this product per acre plus 0.5 to 1 percent nonionic surfactant in 3 to 10 gallons of water per acre as directed in the "Low-Volume Broadcast Application" section of the label booklet for MON-35085.

When using water volumes of 10 to 40 gallons per acre, apply 1 quart per acre if annual weeds are less than 6 inches tall. If weeds are greater than 6 inches tall, use 1.5 quarts of this product per acre.

Perennial Weed Control--Apply 3 to 5 quarts of this product per acre. Apply when weeds are actively growing and most have reached the early head or early bud stage of growth. Allow 7 or more days after application before mowing or tillage operations.

Read the "LIMIT OF WARRANTY AND LIABILITY" in the label booklet for MON-35085 before using this product. Those terms apply to this supplemental labeling and if those terms are not acceptable, return the product unopened at once.

©MONSANTO COMPANY 1991

MAP-3167

MONSANTO COMPANY
AGRICULTURAL PRODUCTS
ST. LOUIS, MISSOURI 63167

7 of 166

MON-35085

Herbicide by Monsanto

Complete Directions for Use

EPA Reg. No. 524-445

AVOID CONTACT WITH FOLIAGE, GREEN STEMS, OR FRUIT OF CROPS, DESIRABLE PLANTS AND TREES, SINCE SEVERE INJURY OR DESTRUCTION MAY RESULT.

This product has been approved for use in California except as stated otherwise on pages 122-124.

1990-1	897-10-005-16/53
1991-1	898-07-000-01/53

Read each of these sections of this label for essential product performance information.

USE THESE CONVENIENT SECTION MARKERS.

GENERAL INFORMATION

MIXING, ADDITIVES, AND APPLICATION INSTRUCTIONS

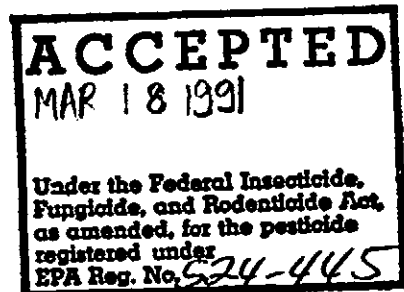
WEEDS CONTROLLED

NONCROP USES

CROPPING SYSTEMS

MINIMUM TILLAGE

TREE AND VINE CROPS



Read the entire label before using this product.

Use only according to label instructions.

Read 'LIMIT OF WARRANTY AND LIABILITY' before buying or using. If terms are not acceptable, return at once unopened.

REFORMULATION IS PROHIBITED. SEE INDIVIDUAL CONTAINER LABEL FOR REPACKAGING LIMITATIONS.

LIMIT OF WARRANTY AND LIABILITY

(Not applicable to consumer applications applied by the homeowner for noncommercial purposes as permitted by the supplemental labeling for one-quart containers.)

This Company warrants that this product conforms to the chemical description on the label and is reasonably fit for the purposes set forth in the Complete Directions for Use label booklet ('Directions') when used in accordance with those Directions under the conditions described therein. NO OTHER EXPRESS WARRANTY OR IMPLIED WARRANTY OF FITNESS FOR PARTICULAR PURPOSE OR MERCHANTABILITY IS MADE. This warranty is also subject to the conditions and limitations stated herein.

Buyer and all users shall promptly notify this Company of any claims whether based in contract, negligence, strict liability, other tort or otherwise.

Buyer and all users are responsible for all loss or damage from use or handling which results from conditions beyond the control of this Company, including, but not limited to, incompatibility with products other than those set forth in the Directions, application to or contact with desirable vegetation, unusual weather, weather conditions which are outside the range considered normal at the application site and for the time period when the product is applied, as well as weather conditions which are outside the application ranges set forth in the Directions, application in any manner not explicitly set forth in the Directions, moisture conditions outside the moisture range specified in the Directions, or the presence of products other than those set forth in the Directions in or on the soil, crop or treated vegetation.

THE EXCLUSIVE REMEDY OF THE USER OR BUYER, AND THE LIMIT OF THE LIABILITY OF THIS COMPANY OR ANY OTHER SELLER FOR ANY AND ALL LOSSES, INJURIES OR DAMAGES RESULTING FROM THE USE OR HANDLING OF THIS PRODUCT (INCLUDING CLAIMS BASED IN CONTRACT, NEGLIGENCE, STRICT LIABILITY, OTHER TORT OR OTHERWISE) SHALL BE THE PURCHASE PRICE PAID BY THE USER OR BUYER FOR THE QUANTITY OF THIS PRODUCT INVOLVED, OR, AT THE ELECTION OF THIS COMPANY OR ANY OTHER SELLER, THE REPLACEMENT OF SUCH QUANTITY, OR, IF NOT ACQUIRED BY PURCHASE, REPLACEMENT OF SUCH QUANTITY. IN NO EVENT SHALL THIS COMPANY OR ANY OTHER SELLER BE LIABLE FOR ANY INCIDENTAL, CONSEQUENTIAL OR SPECIAL DAMAGES.

Buyer and all users are deemed to have accepted the terms of this LIMIT OF WARRANTY AND LIABILITY which may not be varied by any verbal or written agreement.

(INDEX PAGES)

PRECAUTIONARY STATEMENTS

Hazards to
Humans and Domestic Animals

Keep out of reach of children.

WARNING!

**CAUSES SUBSTANTIAL BUT TEMPORARY EYE INJURY.
HARMFUL IF INHALED.**

Do not get in eyes or breathe spray mist or get in or on clothing.

Wear goggles, face shield or safety glasses.

Wash thoroughly with soap and water after handling.

Remove contaminated clothing and wash before reuse.

FIRST AID: IF IN EYES, hold eyelids open and flush with plenty of water. Get medical attention.

IF INHALED, remove victim to fresh air. If not breathing, give artificial respiration, preferably mouth-to-mouth. Get medical attention.

IF SWALLOWED, drink promptly a large quantity of milk, egg whites, or gelatin solution. If these are not available drink large quantities of water. Get medical attention.

In case of an emergency involving this product, Call Collect, day or night, (314) 694-4000.

Environmental Hazards

Do not apply directly to water or wetland (swamps, bogs, marshes or potholes). Do not contaminate water when disposing of equipment washwaters.

Physical or Chemical Hazards

Spray solutions of this product should be mixed, stored and applied ~~only in using only~~ stainless steel, aluminum, fiberglass, plastic and ~~or~~ plastic-lined steel containers.

DO NOT MIX, STORE OR APPLY THIS PRODUCT OR SPRAY SOLUTIONS OF THIS PRODUCT IN GALVANIZED STEEL OR UNLINED STEEL (EXCEPT STAINLESS

STEEL) CONTAINERS OR SPRAY TANKS. This product or spray solutions of this product react with such containers and tanks to produce hydrogen gas which may form a highly combustible gas mixture. This gas mixture could flash or explode, causing serious personal injury, if ignited by open flame, spark, welder's torch, lighted cigarette or other ignition source.

ACTIVE INGREDIENT:

*Glyphosate, N-(phosphonomethyl) glycine, in the form of its isopropylamine salt.....41.0%

INERT INGREDIENTS:.....59.0%
100.0%

*Contains 480 grams per litre or 4 pounds per U.S. gallon of the active ingredient glyphosate, in the form of its isopropylamine salt. Equivalent to 356 grams per litre or 3 pounds per U.S. gallon of the acid, glyphosate.

DIRECTIONS FOR USE

It is a violation of Federal law to use this product in any manner inconsistent with its labeling.

Storage and Disposal

Do not contaminate water, foodstuffs, seed or feed or seed by storage or disposal.

See container label for STORAGE AND DISPOSAL instructions.

GENERAL INFORMATION

DO NOT APPLY THIS PRODUCT USING AERIAL SPRAY EQUIPMENT EXCEPT UNDER CONDITIONS AS SPECIFIED WITHIN THIS LABEL.

~~Roundup® herbicide~~ ~~this product~~, a water soluble liquid, mixes readily with water to be applied as a foliar spray for the control or destruction of most herbaceous plants. It may be applied through most standard industrial or field-type sprayers after dilution and thorough mixing with water in accordance with label instructions.

This product moves through the plant from the point of foliage contact to and into the root system. Visible effects on most annual

weeds occur within 2 to 4 days, but on most perennial weeds may not occur for 7 days or more. Extremely cool or cloudy weather following treatment may slow down activity of this product and delay visual effects of control. Visible effects are a gradual wilting and yellowing of the plant which advances to complete browning of aboveground growth and deterioration of underground plant parts.

Unless otherwise specified on this label, delay application until vegetation has emerged and reached the stages described for control of such vegetation under the "Weeds Controlled" section of this label. Unemerged plants arising from unattached underground rhizomes or root stocks of perennials will not be affected by the spray herbicide and will continue to grow. For this reason, best control of most perennial weeds is obtained when treatment is made at late growth stages approaching maturity.

Always use the higher rate of this product per acre within the recommended range when (1) weed growth is heavy or dense, or (2) weeds are growing in an undisturbed (noncultivated) area.

Do not treat weeds under poor growing conditions such as drought stress, disease or insect damage, as reduced weed control may result. Reduced results may also occur when treating weeds heavily covered with dust.

Reduced control may result when applications are made to annual or perennial weeds that have been mowed, grazed, or cut, and have not been allowed to regrow to the recommended stage for treatment.

Rainfall or irrigation occurring within 6 hours after application may reduce effectiveness. Heavy rainfall or irrigation within 2 hours after application may wash the chemical off the foliage and a repeat treatment may be required.

This product does not provide residual weed control. For subsequent residual weed control, follow a label-approved herbicide program. Read and carefully observe the cautionary statements and all other information appearing on the labels of all herbicides used.

Buyer and all users are responsible for all loss or damage in connection with the use or handling of mixtures of this product with herbicides or other materials that are not expressly recommended in this labeling. Mixing this product with herbicides or other materials not recommended on this label may result in reduced performance.

For best results, spray coverage should be uniform and complete. Do not spray weed foliage to the point of runoff.

Keep people and pets off treated areas until spray solution has

dried.

DOMESTIC ANIMALS: This product is considered to be relatively nontoxic to dogs and other domestic animals; however, ingestion of this product or large amounts of freshly sprayed vegetation may result in temporary gastrointestinal irritation (vomiting, diarrhea, colic, etc.). If such symptoms are observed, provide the animal with plenty of fluids to prevent dehydration. Call a veterinarian if symptoms persist for more than 24 hours.

~~Registered trademark of Monsanto Company~~

ATTENTION

AVOID DRIFT. EXTREME CARE MUST BE USED WHEN APPLYING THIS PRODUCT TO PREVENT INJURY TO DESIRABLE PLANTS AND CROPS.

Do not allow the herbicide solution to mist, drip, drift, or splash onto desirable vegetation since minute quantities of this product can cause severe damage or destruction to the crop, plants, or other areas on which treatment was not intended. The likelihood of injury occurring from the use of this product is greatest when winds are gusty or in excess of 5 miles per hour or when other conditions, including lesser wind velocities, will allow spray drift to occur. When spraying, avoid combinations of pressure and nozzle type that will result in splatter or fine particles (mist) which are likely to drift. **AVOID APPLYING AT EXCESSIVE SPEED OR PRESSURE.**

NOTE: Use of this product in any manner not consistent with this label may result in injury to persons, animals or crops, or other unintended consequences. Keep container closed to prevent spills and contamination.

MIXING, ADDITIVES AND APPLICATION INSTRUCTIONS

APPLY THESE SPRAY SOLUTIONS IN PROPERLY MAINTAINED AND CALIBRATED EQUIPMENT CAPABLE OF DELIVERING DESIRED VOLUMES. DO NOT APPLY UNDER WHEN WIND OR OTHER CONDITIONS WHICH ALLOW FAVOR DRIFT TO OCCUR. HAND GUN APPLICATIONS SHOULD BE PROPERLY DIRECTED TO AVOID SPRAYING DESIRABLE PLANTS. NOTE: REDUCED RESULTS MAY OCCUR IF WATER CONTAINING SOIL IS USED, such as SUCH AS WATER FROM PONDS AND UNLINED DITCHES.

MIXING

This product mixes readily with water. Mix spray solutions of this product as follows: Fill the mixing or spray tank with the required

amount of water. Add the ~~proper~~ recommended amount of this product (see the "Directions for Use" and "Weeds Controlled" sections of this label) near the end of the filling process and mix well. Remove hose from tank immediately after filling to avoid siphoning back into the carrier source. During mixing and application, foaming of the spray solution may occur. To prevent or minimize foam, avoid the use of mechanical agitators, place the filling hose below the surface of the spray solution, terminate by-pass and return lines at the bottom of the tank and, if needed, use an approved anti-foam or defoaming agent.

TANK MIXTURES

Always predetermine the compatibility of labeled tank mixtures of this product with water carrier by mixing small proportional quantities in advance.

Mix labeled tank mixtures of this product with water as follows:

1. Place a 20 to 35 mesh screen or wetting basket over filling port.
2. Through the screen, fill the sprayer tank one-half full with water and start agitation.
3. If a wettable powder is used, make a slurry with the water carrier, and add it SLOWLY through the screen into the tank. Continue agitation.
4. If a flowable formulation is used, premix one part flowable with one part water. Add diluted mixture SLOWLY through the screen into the tank. Continue agitation.
5. If an emulsifiable concentrate formulation is used, premix one part emulsifiable concentrate with two parts water. Add diluted mixture slowly through the screen into the tank. Continue agitation.
6. Continue filling the sprayer tank with water and add the required amount of this product near the end of the filling process.
7. Where nonionic surfactant is recommended, add this to the spray tank before completing the filling process.
8. Add individual formulations to the spray tank as follows: wettable powder, flowable, emulsifiable concentrate, drift control additive, water soluble liquid followed by surfactant.

Maintain good agitation at all times until the contents of the tank are sprayed. If the spray mixture is allowed to settle, thorough

14-8/66

agitation is required to resuspend the mixture before spraying is resumed.

Keep by-pass line on or near bottom of tank to minimize foaming. Screen size in nozzle or line strainers should be no finer than 50 mesh. Carefully select proper nozzle to avoid spraying a fine mist. For best results with conventional ground applications equipment, use flat fan nozzles.

Clean sprayer and parts immediately after using this product by thoroughly flushing with water.

ADDITIVES

SURFACTANTS

Nonionic surfactants which are labeled for use with herbicides may be used. Do not reduce rates of this product when adding surfactant. When adding additional surfactant ~~or label instructions require the use of additional surfactant,~~ use 0.5 percent surfactant concentration (2 quarts per 100 gallons of spray solution) when using surfactants which contain at least 50 ~~70~~ percent active ingredient or a 1 percent surfactant concentration (4 quarts per 100 gallons of spray solution) for those surfactants containing less than 50 ~~70~~ percent active ingredient. Read and carefully observe surfactant cautionary statements and other information appearing on the surfactant label.

AMMONIUM SULFATE

The addition of ~~1 to~~ 2 percent dry ammonium sulfate by weight or ~~8.5 to~~ 17 pounds per 100 gallons of water may increase the performance of this product, and this product plus 2,4-D ~~-amine~~ or Banvel™ ~~or residual herbicide~~ tank mixtures on annual and perennial weeds. The improvement in performance may be apparent where environmental stress is a concern. Low quality ammonium sulfate may contain material that will not readily dissolve which could result in nozzle tip plugging. To determine quality, perform a jar test by adding 1/3 cup of ammonium sulfate to 1 gallon of water and agitate for 1 minute. If undissolved sediment is observed, predissolve the ammonium sulfate in water and filter prior to addition to the spray tank. If ammonium sulfate is added directly to the spray tank, add slowly with agitation. Adding too quickly may clog outlet line. Ensure that ammonium sulfate is completely dissolved in the spray tank before adding herbicides or surfactant. Thoroughly rinse the spray system with clean water after use to reduce corrosion.

NOTE: The use of ammonium sulfate as an additive does not preclude

15 of 166

the need for additional surfactant. Do not use herbicide rates lower than recommended in this label.

Banvel™ is a trademark of Sandoz, Inc.

COLORANTS OR DYES

Agriculturally approved colorants or marking dyes may be added to this product. Colorants or dyes used in spray solutions of this product may reduce performance, especially at lower rates or dilutions. Use colorants or dyes according to the manufacturer's recommendations.

**APPLICATION EQUIPMENT
AND TECHNIQUES**

Do not apply this product through any type of irrigation system.

This product may be applied with the following application equipment:

Aerial -- Fixed Wing and Helicopter

Broadcast Spray

Controlled Droplet Applicator (CDA) -- Hand-held or boom-mounted applicators which produce a spray consisting of a narrow range of droplet sizes.

Hand-Held and High-Volume Spray Equipment -- Knapsack and backpack sprayers, pump-up pressure sprayers, handguns, handwands, lances and other hand-held spray equipment used to direct the spray onto weed foliage and vehicle-mounted high-volume spray equipment for spray-to-wet applications.

Selective equipment -- Recirculating sprayers, shielded sprayers and wiper applicators.

See the appropriate part of this section for specific rates of application and instructions.

■ **AERIAL EQUIPMENT** ■

Use the recommended rates of this herbicide in 3 to 15 gallons of water per acre unless otherwise specified on this label. See the "Weeds Controlled" section of this label for specific rates. Unless otherwise specified, do not exceed the one quart rate per acre of this product. (Aerial applications of this product may be made in annual cropping conventional tillage systems, fallow and reduced tillage systems, preharvest, silvicultural sites, and

16/1/66

rights-of-way. Refer to the individual use area sections of this label for recommended volumes and application rates.) FOR AERIAL APPLICATION IN CALIFORNIA, REFER TO THE FEDERAL SUPPLEMENTAL LABEL FOR AERIAL APPLICATIONS IN THAT STATE FOR SPECIFIC INSTRUCTIONS, RESTRICTIONS AND REQUIREMENTS.

This product plus Oust tank mixtures may not be applied by air in California.

Avoid direct application to any body of water.

AVOID DRIFT--DO NOT APPLY DURING INVERSION CONDITIONS, WHEN WINDS ARE GUSTY, OR UNDER ANY OTHER CONDITION WHICH WILL ALLOW DRIFT. DRIFT MAY CAUSE DAMAGE TO ANY VEGETATION CONTACTED TO WHICH TREATMENT IS NOT INTENDED. TO PREVENT INJURY TO ADJACENT DESIRABLE VEGETATION, APPROPRIATE BUFFER ZONES MUST BE MAINTAINED.

Coarse sprays are less likely to drift; therefore, do not use nozzles or nozzle configurations which dispense spray as fine spray droplets. Do not angle nozzles forward into the airstream and do not increase spray volume by increasing nozzle pressure.

Drift control additives may be used. When a drift control additive is used, read and carefully observe the cautionary statements and all other information appearing on the additive label.

Ensure uniform application -- To avoid streaked, uneven or overlapped application, use appropriate marking devices.

Thoroughly wash aircraft, especially landing gear, after each day of spraying to remove residues of this product accumulated during spraying or from spills. PROLONGED EXPOSURE OF THIS PRODUCT TO UNCOATED STEEL SURFACES MAY RESULT IN CORROSION AND POSSIBLE FAILURE OF THE PART. LANDING GEAR ARE MOST SUSCEPTIBLE. The maintenance of an organic coating (paint) which meets aerospace specification MIL-C-38413 prevent corrosion.

■ BROADCAST EQUIPMENT ■

For control of annual or perennial weeds listed on this label using broadcast equipment -- Use the recommended rates of this product in 3 to 40 gallons of water per acre as a broadcast spray unless otherwise specified on this label. See the 'Weeds Controlled' section of this label for specific rates. As density of weeds increases, spray gallonage should be increased within the recommended range to ensure complete coverage. Carefully select proper nozzle to avoid spraying a fine mist. For best results with ground application equipment, use flat fan nozzles. Check for even distribution of spray droplets.

■ **CONTROLLED DROPLET APPLICATION (CDA)** ■

The rate of this product applied per acre by vehicle-mounted CDA equipment must not be less than the amount recommended in this label when applied by conventional broadcast equipment. For vehicle-mounted CDA equipment, apply 3 to 15 gallons of water per acre.

For the control of labeled annual weeds with hand-held CDA units, apply a 20 percent solution of this product at a flow rate of 2 fluid ounces per minute and a walking speed of 1.5 MPH (1 quart per acre). For the control of labeled perennial weeds, apply a 20 to 40 percent solution of this product at a flow rate of 2 fluid ounces per minute and a walking speed of 0.75 MPH (2 to 4 quarts per acre).

Controlled droplet application equipment produces a spray pattern which is not easily visible. Extreme care must be exercised to avoid spray or drift contacting the foliage or any other green tissue of desirable vegetation, as damage or destruction may result.

■ **HAND-HELD and HIGH-VOLUME EQUIPMENT** ■

Use coarse sprays only.

Mix this product in clean water and apply to foliage of vegetation to be controlled. For applications made on a spray-to-wet basis, spray coverage should be uniform and complete. Do not spray to the point of runoff.

For control of annual weeds listed on this label, apply a 0.5 percent solution of this product plus nonionic surfactant to weeds less than 6 inches in height or runner length. Apply prior to seedhead formation in grass or bud formation in broadleaves broadleaf weeds. Allow three or more days before tillage or mowing.

For annual weeds over 6 inches tall, or when not using additional surfactant, or unless otherwise specified, use a 1 percent solution. For best results, use a 2 percent solution on harder-to-control perennials, such as bermudagrass, dock, field bindweed, hemp dogbane, milkweed and Canada thistle.

Less than complete coverage of weeds may result from the use of spray equipment designed for motorized spot treatments. Where less than complete coverage of annual weeds occurs, use a 5 percent solution. Do not reduce recommended concentrations of this product when adding surfactant.

18 of 166

Prepare the desired volume of spray solution by mixing the amount of this product in water as shown in the following table:

Spray Solution

DESIRED VOLUME	AMOUNT OF MON-35085				
	1/2%	1%	1 1/2%	2%	5%
1 gallon	2/3 oz	1 1/3 oz	2 oz	2 2/3 oz	6 1/2 oz
25 gallons	1 pt	1 qt	1 1/2 qt	2 qt	5 qt
100 gallons	2 qt	1 gal	1 1/2 gal	2 gal	5 gal

2 tablespoons = 1 fluid ounce

For use in knapsack sprayers, it is suggested that the proper amount of this product be mixed with water in a larger container. Fill sprayer with the mixed solution.

For hand-held WIPER APPLICATORS, see the "Selective Equipment" section and for hand-held CONTROLLED DROPLET APPLICATORS, see the "Controlled Droplet Application (CDA)" section of this label.

SELECTIVE EQUIPMENT

This product may be applied through a recirculating spray system, a shielded applicator, or a wiper applicator after dilution and thorough mixing with water to listed weeds growing in any noncrop site specified on this label and only when specifically recommended in cropping systems.

A recirculating spray system directs the spray solution onto weeds growing above desirable vegetation, while spray solution not intercepted by weeds is collected and returned to the spray tank for reuse.

A shielded applicator directs the herbicide solution onto weeds while shielding desirable vegetation from the herbicide.

A wiper applicator applies the herbicide solution onto weeds by rubbing the weed with an absorbent material containing the herbicide solution.

AVOID CONTACT WITH DESIRABLE VEGETATION.

Contact of the herbicide solution with the desirable vegetation may result in damage or destruction. Applicators used above desired vegetation should be adjusted so that the lowest spray stream or wiper contact point is at least two inches above the desirable vegetation. Droplets, mist, foam, or splatter of the herbicide

19 of 166

solution settling on desirable vegetation may result in discoloration, stunting, or destruction.

Applications made above the crops should be made when the weeds are a minimum of 6 inches above the desirable vegetation. Better results may be obtained when more of the weed is exposed to the herbicide solution. Weeds not contacted by the herbicide solution will not be affected. This may occur in dense clumps, severe infestations, or when the height of the weeds varies so that not all weeds are contacted. In these instances, repeat treatment may be necessary.

See the "Weeds Controlled" section of this label for recommended stage of growth for specific weeds.

NOTE

- Maintain equipment in good operating condition. Avoid leakage or dripping onto desirable vegetation.
- Adjust height of applicator to insure adequate contact with weeds.
- Keep nozzle tips and wiping surfaces clean.
- Keep spray patterns aligned into recovery chamber of the recirculating sprayer.
- Keep shields on shielded applicators adjusted to protect desirable vegetation.
- Maintain recommended roller RPM on roller applicators while in use.
- Keep wiper material at proper degree of saturation with herbicide solution.
- DO NOT use wiper equipment when weeds are wet.
- DO NOT operate equipment at ground speeds greater than 5 mph. Weed control may be affected by speed of application equipment. As weed density increases, reduce equipment ground speed to ensure good coverage of weeds.
- Be aware that, on sloping ground, the herbicide solution may migrate, causing dripping on the lower end and drying on the upper end of a wiper applicator.
- Variation in equipment design may affect weed control. With wiper applicators, the wiping material and its orientation must allow delivery of sufficient quantities of the recommended

herbicide solution directly to the weed.

- Care must be taken with all types of wipers to ensure that the absorbent material does not become oversaturated, causing the herbicide to drip on desirable vegetation.
- Mix only the amount of solution to be used during a one-day period, as reduced activity may result from use of leftover solutions. With all equipment, drain and clean sprayer and wiper parts immediately after using this product by thoroughly flushing with water.

RECIRCULATING SPRAYERS

Recirculating sprayer calibration is made on the basis of ground speed and delivery volume. Two procedures can be used to calibrate: (1) determine the discharge being delivered per minute, then operate at the designated ground speed, or (2) select the desired ground speed and then adjust the sprayer to deliver the recommended volume per minute (this may require nozzle changes). Use the appropriate table below.

Do not operate at nozzle pressure above 20 PSI.

Table 1. Use this table when calibrating box or row-type recirculating sprayers. Box or row-type sprayer calibration is based on the total discharge collected per row. Use only straight stream or 15° fan-type nozzles.

***VOLUME PER MINUTE PER ROW**

<u>MPH</u>	<u>Fluid Ounces</u>
2	26 to 35
3	38 to 51
4	51 to 68
5	65 to 86

***NOTE:** Be certain the amount collected is for all spray streams treating one row.

Table 2. Use this table when calibrating broadcast type recirculating sprayers. Broadcast recirculating sprayer calibration is based on the discharge collected per minute from one nozzle on a 20-inch spacing.

VOLUME PER MINUTE PER NOZZLE

21 of 166

<u>MPH</u>	<u>Fluid Ounces</u>
2	7 to 9
3	10 to 13
4	13 to 18
5	16 to 22

When applied as recommended under the conditions described for recirculating sprayers, this product will control the following weeds growing a minimum of 6 inches above desirable vegetation.

Perennial Broadleaf Weeds -- To SUPPRESS the following weeds, mix in a ratio of 4 quarts of this product in 20 gallons of water and apply as directed.

Dogbane, hemp
Apocynum cannabinum

Milkweed
Asclepias syriaca

Perennial Grasses and Annual Broadleaf Weeds -- To control the following weeds, mix in a ratio of 3 quarts of this product in 20 gallons of water and apply as directed:

Cocklebur
Xanthium strumarium

Johnsongrass
Sorghum halepense

Pigweed, redroot
Amaranthus retroflexus

Sunflower
Helianthus annuus

Annual Grasses -- To control the following weeds, mix in a ratio of 2 quarts of this product in 20 gallons of water and apply as directed:

Corn
Zea mays

Shattercane
Sorghum bicolor

SHIELDED APPLICATORS

22 of 166

When applied as directed under conditions described for shielded applicators, this product will control those weeds listed in the "Weeds Controlled" section of this label.

Shielded applicators which apply the herbicide solution as a spray band should be calibrated on a broadcast equivalent rate and volume basis. To determine these:

$$\begin{array}{rcl}
 \text{Band width} & & \text{Herbicide} \\
 \text{in inches} & \times & \text{Broadcast} \\
 \text{Row width} & & \text{RATE} \\
 \text{in inches} & & \text{per acre}
 \end{array}
 =
 \begin{array}{r}
 \text{Herbicide} \\
 \text{Band RATE} \\
 \text{per acre}
 \end{array}$$

$$\begin{array}{rcl}
 \text{Band width} & & \text{Herbicide} \\
 \text{in inches} & \times & \text{VOLUME of} \\
 \text{Row width} & & \text{solution} \\
 \text{in inches} & & \text{per acre}
 \end{array}
 =
 \begin{array}{r}
 \text{Herbicide} \\
 \text{VOLUME} \\
 \text{of solution} \\
 \text{per acre}
 \end{array}$$

Use nozzles that provide uniform coverage within the treated area. EXTREME CARE MUST BE EXERCISED TO AVOID CONTACT WITH DESIRABLE VEGETATION.

For specific rates of application and instructions for control of various annual and perennial weeds, see the "Weeds Controlled" section of this label.

WIPER APPLICATORS

Wiper applicators include either roller or wick devices which physically wipe appropriate concentrations or amounts of this product directly onto the weed. Equipment must be designed, maintained, and operated to prevent the herbicide solution from contacting desirable vegetation. Operate this equipment at ground speeds no greater than 5 mph. Performance may be improved by reducing speed in areas of heavy weed infestations to ensure adequate wiper saturation. Better results may be obtained if two applications are made in opposite directions.

Do not add surfactant to the herbicide solution.

For Roller Applicators -- Mix 1 gallon of this product in enough water to prepare 10 gallons of herbicide solution (10 percent solution). Apply this solution to perennial weeds or annual broadleaf weeds listed in this "Wiper Applicators" section.

Mix 1 gallon of this product in enough water to provide 20 gallons of herbicide solution (5 percent solution). Apply this solution to annual grasses listed in this "Wiper Applicators" section.

23-1166

Roller speed should be maintained at 40 to 60 RPM.

For Wick or Wiper Applicators -- Mix 1 gallon of this product in 2 gallons of water to prepare a 33 percent solution. Apply this solution to weeds listed in this "Wiper Applicators" section.

In severe infestations, reduce equipment ground speed to ensure that adequate amounts of this product are wiped on the weeds. A second treatment in the opposite direction may be beneficial.

Do not permit herbicide solution to contact desirable vegetation.

When applied as recommended under the conditions described for "Wiper Applicators", this product CONTROLS the following weeds:

ANNUAL GRASSES

Corn

Zea mays

Panicum, Texas

Panicum texanum

Rye, common

Secale cereale

Shattercane

Sorghum bicolor

ANNUAL BROADLEAVES

Sicklepod

Cassia obtusifolia

Spanishneedles

Bidens bipinnata

Starbur, bristly

Acanthospermum hispidum

When applied as recommended under the conditions described for "Wiper Applicators", this product SUPPRESSES the following weeds:

ANNUAL BROADLEAVES

Beggarweed, Florida

Desmodium tortuosum

Dogfennel

Eupatorium capilliflorum

24 of 166

Pigweed, redroot
Amaranthus retroflexus

Ragweed, common
Ambrosia artemisiifolia

Ragweed, giant
Ambrosia trifida

Sunflower
Helianthus annuus

Thistle, musk
Carduus nutans

Velvetleaf
Abutilon theophrasti

PERENNIAL GRASSES

Bermudagrass
Cynodon dactylon

Guineagrass
Panicum maximum

Johnsongrass
Sorghum halepense

Smutgrass
Sporobolus poiretii

Vaseygrass
Paspalum urvillei

PERENNIAL BROADLEAVES

Dogbane, hemp
Apocynum cannabinum

Milkweed
Asclepias syriaca

Nightshade, silverleaf
Solanum elaeagnifolium

Thistle, Canada
Cirsium arvense

WEEDS CONTROLLED

This herbicide controls many annual and perennial grasses and broadleaf weeds.

ANNUAL WEEDS

- Apply to actively growing grass and broadleaf weeds.
- Allow at least 3 days after treatment before tillage.
- For maximum agronomic benefit, apply when weeds are 6 inches or less in height.
- To prevent seed production, applications should be made prior to seedhead formation.
- This product does not provide residual control; therefore, delay application until maximum weed emergence. Repeat treatments may be necessary to control later germinating weeds.

LOW-VOLUME BROADCAST APPLICATION (LOW-RATE TECHNOLOGY)

When applied as directed under the conditions described, this product will control the weeds listed below when:

1. Water carrier volumes are ~~of~~ 3 to 10 gallons per acre for ground applications and 3 to 5 gallons per acre for aerial applications ~~are recommended~~. (See the "Aerial Application" section of this label for approved sites.)
2. A nonionic surfactant is added at 0.5 to 1 percent by total spray volume. Use 0.5 percent surfactant concentration when using surfactants which contain at least ~~50~~ 70 percent active ingredient or a 1 percent surfactant concentration for those surfactants containing less than ~~50~~ 70 percent active ingredient.

NOTE

- The addition of 2 percent dry ammonium sulfate by weight or 17 pounds per 100 gallons of water may increase the performance of this product on annual weeds. The improvement in performance may be apparent where environmental stress is a concern. Refer to the "Mixing, Additives and Application Instructions" section of this label.
- Do not tank-mix with soil residual herbicides when using these rates unless otherwise specified.

- For weeds that have been mowed, grazed, or cut, allow regrowth to occur prior to treatment.
- Refer to the "Tank Mixtures" portion of this section for control of additional broadleaf weeds.

WEED SPECIES	MAXIMUM HEIGHT/LENGTH	RATE PER ACRE** (PULP OUNCES)
Foxtail <i>Setaria spp.</i>	12"	8 oz.
Barnyardgrass <i>Echinochloa crus-galli</i>	6" (0 to 4" 4 to 6"	12 oz. 16 oz. ¹⁾ 24 oz. ¹⁾
Bluegrass, annual <i>Poa annua</i>		
Brome, downy* <i>Bromus tectorum</i>		
Mustard, blue <i>Chorispora tenella</i>		
Mustard, tansy <i>Descurainia pinnata</i>		
Mustard, tumble <i>Sisymbrium altissimum</i>		
Mustard, wild <i>Sinapis arvensis</i>		
Spurry, umbrella <i>Holosteum umbellatum</i>		
Barley <i>Hordeum vulgare</i>	12"	
Rye <i>Secale cereale</i>		
Sandbur, field <i>Cenchrus spp.</i>		

27-166

Shattercane

Sorghum bicolor

Stinkgrass

Eragrostis cilianensis

Wheat

Triticum aestivum

18"

Morningglory

Ipomea spp.

2"

16 oz.

Sicklepod

Cassia obtusifolia

Bluegrass, bulbous

Poa bulbosa

6"

Cheat

Bromus secalinus

Chickweed, common

Stellaria media

Chickweed, mouseear

Cerastium vulgatum

Corn

Zea mays

Goatgrass, jointed

Aegilops cylindrica

Groundsel, common

Senecio vulgaris

Henbit

Lamium amplexicaule

Horseweed/Marestail

Conyza canadensis

Lambsquarters, common

Chenopodium album

Pennycress, field

Fanweed

Thlaspi arvense

Rocket, London
Sisymbrium irio

Ryegrass, Italian
Lolium multiflorum

Shepherdspurse
Capsella bursa-pastoris

Spurge, annual
Euphorbia spp.

Buttercup 12"
Ranunculus spp.

Cocklebur
Xanthium strumarium

Crabgrass
Digitaria spp.

Dwarfdandelion
Krigia cespitosa

Falseflax, smallseed
Camelina microcarpa

Foxtail, Carolina
Alopecurus carolinianus

Johnsongrass, seedling
Sorghum halepense

Oats, wild
Avena fatua

Panicum, fall
Panicum dichotomiflorum

Panicum, Texas
Panicum texanum

Pigweed, redroot
Amaranthus retroflexus

Pigweed, smooth
Amaranthus hybridus

Witchgrass

29 of 166

Panicum capillare

Sicklepod 3 to 4" 24 oz
Cassia obtusifolia

Signalgrass, broadleaf 4"
Brachiaria platyphylla

Horseweed/Marestail 7 to 12"
Conyza canadensis

Lambsquarters, common
Chenopodium album

~~Spurge, annual
Euphorbia spp.~~

~~Rice, red 4" 32 oz
Oryza sativa~~

~~Teaweed 4" 32 oz
Sida spinosa~~

~~Rice, red 6"
Oryza sativa~~

~~Sprangletop 6"
Leptochloa spp.~~

Geranium, Carolina 12"
Geranium carolinianum

Goosegrass
Eleusine indica

Primrose, cutleaf evening
Oenothera laciniate

Pusley, Florida
Richardia scabra

Sicklepod 5 to 12"
Cassia obtusifolia

Spanishneedles
Bidens bipinnata

Filaree 12" 48 oz
Erodium spp.

Sprangletop
Leptochloa spp.

Use these rates to control barnyardgrass in Alabama, Arkansas, Mississippi, Missouri, Louisiana and Texas for preplant treatments.

- * For control in no-till systems, use 16 fluid ounces per acre.
- ** For those rates less than 32 fluid ounces per acre, this product at rates up to 32 fluid ounces per acre may be used where heavy weed densities exist.

TANK MIXTURES

**MON-35085 plus BANVEL
plus NONIONIC SURFACTANT**

**MON-35085 plus 2,4-D AMINE
plus NONIONIC SURFACTANT**

DO NOT APPLY BANVEL OR 2,4-D AMINE TANK MIXTURES BY AIR IN CALIFORNIA.

These tank mixtures are recommended for use in fallow and reduced tillage areas only. Follow use directions as given in the "Low-Volume Broadcast Application" section.

Roundup This product plus Banvel or 2,4-D amine will control the annual grasses and broadleaf weeds previously listed for Roundup this product alone at the indicated heights (except 8 fluid ounces per acre applications), plus the following broadleaf weeds. For those weeds previously listed at 8 fluid ounces of Roundup herbicide this product alone per acre, use the 12 fluid ounces rate in these tank mixtures.

NOTE: Refer to the specific product labels for crop rotation restrictions and cautionary statements of all products used in tank mixtures. Some crop injury may occur if Banvel is applied within 45 days of planting. The addition of Banvel in a mixture with this product may provide short-term residual control of selected weed species.

Apply 12 to 16 fluid ounces of this product plus 0.25 lb. a.i. of Banvel or 0.5 pound a.ei. of 2,4-D amine, plus 0.5 to 1 percent nonionic surfactant by total spray volume per acre to control dense populations of the following annual broadleaf weeds when less than the 6-inches-in height indicated:

31 7/166

Cocklebur (12")
Xanthium strumarium

Kochia* (6")
Kochia scoparia

Lambsquarters (12")
Chenopodium album

Lettuce, prickly (6")
Lactuca serriola

Marestail/Horseweed (6")
Conyza canadensis

Morningglory (6")
Ipomea spp.

Pigweed, redroot (12")
Amaranthus retroflexus

Pigweed, smooth (12")
Amaranthus hybridus

Thistle, Russian (12")
Salsola kali

*Controlled with Banvel tank mixture only.

Apply 16 fluid ounces of this product plus 0.5 pound a.i. of 2,4-D, plus 0.5 to 1 percent nonionic surfactant by total spray volume per acre to control the following annual broadleaf weeds when less than 6 inches in height.

Ragweed, common
Ambrosia artemisiifolia

Ragweed, giant
Ambrosia trifida

Smartweed, Pennsylvania
Polygonum pennsylvanicum

Velvetleaf
Abutilon theophrasti

HIGH-VOLUME BROADCAST APPLICATIONS

When applied as directed under the conditions described, this

product will control the weeds listed below when water carrier volumes are 10 to 40 gallons per acre for ground applications.

~~Use 1 quart of this product per acre if weeds are less than 6 inches tall. If weeds are over 6 inches tall, use 1.5 quarts of this product per acre. Apply 1 to 1.5 quarts of this product per acre plus 0.5 to 1 percent nonionic surfactant by total spray volume. Use 1 quart per acre if weeds are less than 6 inches tall and 1.5 quarts per acre if weeds are over 6 inches tall.~~ If weeds have been mowed, grazed, or cut, allow adequate time for new growth to recommended stages prior to treatment. These rates will also provide control of weeds listed in the 'Low-Volume Broadcast Application' section.

WEED SPECIES

Balsamapple*

Momordica charantia

Bassia, fivehook

Bassia hyssopifolia

Brome

Bromus spp.

Fiddleneck

Amsinckia spp.

Flaxleaf Fleabane

Conyza bonariensis

Fleabane

Erigeron spp.

Kochia

Kochia scoparia

Lettuce, prickly

Lactuca serriola

Panicum

Panicum spp.

Ragweed, common

Ambrosia artemisiifolia

Ragweed, giant

Ambrosia trifida

Smartweed, Pennsylvania

BEST AVAILABLE COPY

Polygonum pennsylvanicum

Sowthistle, annual
Sonchus oleraceus

Sunflower
Helianthus annuus

Thistle, Russian
Salsola kali

Velvetleaf
Abutilon theophrasti

*Apply with hand-held equipment only.

PERENNIAL WEEDS

Apply this product as follows to control or destroy most perennial weeds:

NOTE: If weeds have been mowed or tilled, do not treat until plants have resumed active growth and are ~~at~~ **have reached** the recommended stages.

Repeat treatments may be necessary to control weeds regenerating from underground parts or seed. Repeat treatments must be made prior to crop emergence.

The addition of ~~1 to~~ 2 percent dry ammonium sulfate by weight or ~~8.5 to~~ 17 pounds per 100 gallons of water may increase the performance of this product on perennial weeds. The improvement in performance may be apparent where environmental stress is a concern. Refer to the "Mixing, Additives and Application Instructions" section of this label.

When applied as recommended under the conditions described, this product WILL CONTROL the following PERENNIAL WEEDS:

Alfalfa
Medicago sativa

Alligatorweed*
Alternanthera philoxeroides

Artichoke, Jerusalem
Helianthus tuberosus

Bahiagrass
Paspalum notatum

Bentgrass
Agrostis spp.

Bermudagrass
Cynodon dactylon

Bermudagrass, water (knotgrass)
Paspalum distichum

Bindweed, field
Convolvulus arvensis

Bluegrass, Kentucky
Poa spp.

Blueweed, Texas
Helianthus ciliaris

Brackenfern
Pteridium aquilinum

Bromegrass, smooth
Bromus inermis

Bursage, woollyleaf
Franseria tomentosa

Canarygrass, reed
Phalaris arundinacea

Cattail
Typha spp.

Clover, red
Trifolium pratense

Clover, white
Trifolium repens

Cogongrass
Imperata cylindrica

Dallisgrass
Paspalum dilatatum

Dandelion
Taraxacum officinale

Dock, curly
Rumex crispus

Dogbane, hemp
Apocynum cannabinum

Fescues
Festuca spp.

Fescue, tall
Festuca arundinacea

Guineagrass
Panicum maximum

Horsenettle
Solanum carolinense

Horseradish
Armoracia rusticana

Johnsongrass
Sorghum halepense

Kikuyugrass
Pennisetum clandestinum

Knapweed
Centaurea repens

Lantana
Lantana camara

Milkweed
Asclepias spp.

Muhly, wirestem
Muhlenbergia frondosa

Mullein, common
Verbascum thapsus

Napiergrass
Pennisetum purpureum

Nightshade, silverleaf
Solanum elaeagnifolium

Nutsedge, purple, yellow
Cyperus rotundus
Cyperus esculentus

Orchardgrass

Dactylis glomerata

Pampas

Cortaderia jubata

Paragrass

Brachiaria mutica

Phragmites*

Phragmites spp.

Quackgrass

Agropyron repens

Ragwines*

Brunnicla ovata

Reed, giant

Arundo donax

Ryegrass, perennial

Lolium perenne

Smartweed, swamp

Polygonum coccineum

Spurge, leafy*

Euphorbia esula

Sweet potato, wild*

Ipomoea pandurata

Thistle, Canada

Cirsium arvense

Timothy

Phleum pratense

Torpedograss*

Panicum repens

Trumpetcrasper*

Campsis radicans

Vaseygrass

Paspalum urvillei

Wheatgrass, western

Agropyron smithii

*Partial Control

This product is not registered in California for use on water bermudagrass, redivine, leafy spurge and trumpet creeper.

See "Directions for Use" and "Mixing, Additives and Application Instructions" sections of this label for labeled uses and specific application instructions.

Alfalfa--Apply 1 quart of this product per acre plus 0.5 to 1 percent nonionic surfactant by total spray volume in 3 to 10 gallons of water per acre. Make application after the last hay cutting in the fall. Allow alfalfa to regrow to a height of 6 to 8 inches or more prior to treatment. Applications should be followed with deep tillage at least 7 days after treatment, but before soil freeze-up.

Alligatorweed--Apply 4 quarts of this product per acre or apply a 1½ percent solution with hand-held equipment to provide partial control. Apply when most of the plants are in bloom. Repeat applications will be required to maintain such control.

Bentgrass--For suppression in grass seed production areas. For ground applications only, apply 1.5 quarts of this product plus 0.5 to 1 percent nonionic surfactant by total spray volume in 10 to 20 gallons of water per acre. Ensure entire crown area has resumed growth prior to a fall application. Bentgrass should be actively growing and have at least 3 inches of growth. Tillage prior to treatment should be avoided. Tillage 7 to 10 days after application is recommended for best results. Failure to use tillage after treatment may result in unacceptable control.

Bermudagrass--For control, apply 5 quarts of this product per acre and, for partial control, apply 3 quarts per acre. Treat when bermudagrass is actively growing and seedheads are present. Retreatment may be necessary to maintain control. Allow 7 or more days after application before tillage.

Bermudagrass, water (knotgrass)--Apply 1.5 quarts of this product plus 0.5 to 1 percent nonionic surfactant by total spray volume in 5 to 10 gallons of water per acre. Apply when water bermudagrass is actively growing and 12 to 18 inches in length. Allow 7 or more days before tilling, flushing or flooding the field.

Fall applications only - Apply 1 quart of this product plus 0.5 to 1 percent nonionic surfactant by total spray volume in 5 to 10 gallons of water per acre. Fallow fields should be tilled prior to application. Apply prior to frost on water bermudagrass that is actively growing and 12 to 18 inches in length. Allow 7 or more days before tillage.

Bindweed, field--For control, apply 4 to 5 quarts of this product

280166

per acre west of the Mississippi River and 3 to 4 quarts east of the Mississippi River. Apply when the weeds are actively growing and are at or beyond full bloom. Do not treat when weed is under drought stress as good soil moisture is necessary for active growth. For best results, apply in late summer or fall. Fall treatments must be applied before a killing frost. Allow 7 or more days after application before tillage.

Also for control, apply 2 quarts of this product plus 0.5 pound a.i. of Banvel in 10 to 20 gallons of water per acre. At these rates, apply using ground application only.

The following tank mixtures with 2,4-D may be applied using aerial application equipment (except in California) in fallow and reduced tillage systems only.

For suppression on irrigated agricultural land apply 1 to 2 quarts of this product plus 1 pound a.i. of 2,4-D in 10 to 20 gallons of water per acre with ground equipment only. Applications should be made following harvest or in fall fallow ground when the bindweed is actively growing and the majority of runners are 12 inches or more in length. The use of at least one irrigation will promote active bindweed growth.

For suppression, apply 16 fluid ounces of this product plus 0.5 pound a.i. of 2,4-D plus 0.5 to 1 percent nonionic surfactant by total spray volume in 3 to 10 gallons of water per acre for ground applications and 3 to 5 gallons of water per acre for aerial applications. Applications should be delayed until maximum emergence has occurred and when vines are between 6 to 18 inches in length.

In California only, apply 1 to 5 quarts of this product per acre. Actual rate needed for suppression or control will vary within this range depending on local conditions. Also, for more specific use recommendations for California refer to the following paragraph:

For suppression on irrigated land where annual tillage is performed, apply 1 quart of this product plus 0.5 to 1 percent nonionic surfactant by total spray volume in 3 to 10 gallons of water per acre. Apply to actively growing bindweed that has reached a length of 12 inches or greater. Allow maximum weed emergence and runner growth. Do not treat when weeds are under drought stress as good soil moisture is necessary for active growth. Allow 3 or more days after application before tillage.

~~Bindweed, field/Blueweed, Texas Apply 4 to 5 quarts of this product per acre west of the Mississippi River and 3 to 4 quarts per acre east of the Mississippi River. Apply when weed is actively growing and is at or beyond full bloom. Do not treat when weed is under drought stress as good soil moisture is necessary for active~~

~~growth. New leaf development indicates active growth. For best results, apply in late summer or fall. Fall treatments must be applied before a killing frost. Allow 7 or more days after application before tillage.~~

~~Bindweed, field (suppression irrigated lands where annual tillage is performed) Apply 1 quart of this product plus 0.5 to 1 percent nonionic surfactant by total spray volume in 3 to 10 gallons of water per acre. Apply to actively growing bindweed that has reached a length of 12 inches or greater. Allow maximum weed emergence and runner growth. Do not treat when weed is under drought stress as good soil moisture is necessary for active growth. Allow 3 or more days after application before tillage.~~

Bluegrass, Kentucky / Bromegrass, smooth / Orchardgrass--Apply 2 quarts of this product in 10 to 40 gallons of water per acre when the grasses are actively growing and most plants have reached boot-to-early seedhead stage of development. For partial control in pasture or hay crop renovation, apply 1 to 1½ quarts of this product plus 0.5 to 1 percent nonionic surfactant by total spray volume in 3 to 10 gallons of water per acre. Apply to actively growing plants when most have reached 4 to 12 inches in height. Allow 7 or more days after application before tillage.

Orchardgrass (sods going to no-till corn)--Apply 1 to 1.5 quarts of this product per acre plus 0.5 to 1 percent nonionic surfactant by total spray volume in 3 to 10 gallons of water per acre. Apply to orchardgrass that is a minimum of 12 inches tall for spring applications and 6 inches tall for fall applications. Allow at least three days following application before planting. A sequential application of 3.75 to 4.5 quarts of Lariat® herbicide, or equivalent, will be necessary for optimum results. Lariat should be applied within 3 to 10 days following spring applications to prevent annual weed growth.

Lariat is not registered for use in California.

®Lariat is a registered trademark of Monsanto Company.

~~Blueweed, Texas--Apply 4 to 5 quarts of this product per acre west of the Mississippi River and 3 to 4 quarts per acre east of the Mississippi River. Apply when weed is actively growing and is at or beyond full bloom. Do not treat when weed is under drought stress as good soil moisture is necessary for active growth. New leaf development indicates active growth. For best results, apply in late summer or fall. Fall treatments must be applied before a killing frost. Allow 7 or more days after application before tillage.~~

Brackenfern--Apply 3 to 4 quarts of this product per acre as a broadcast spray or as a 1 to 1½ percent solution with hand-held



equipment. Apply to fully expanded fronds which are at least 18 inches long.

Bursage, woollyleaf--For control, apply 2 quarts of this product plus 1 pint of Banvel per acre. For partial control, apply 1 quart of this product plus 1 pint of Banvel per acre. Add 0.5 to 1 percent nonionic surfactant by total spray volume and apply 3 to 20 gallons of water per acre. Apply when plants are producing new active growth which has been initiated by moisture for at least 2 weeks and when plants are at or beyond flowering.

Canarygrass, reed/Timothy / Wheatgrass, western--Apply 2 to 3 quarts of this product per acre. For best results, apply to actively growing plants when most have reached the boot-to-head stage of growth. Allow 7 or more days after application before tillage.

Cogongrass--Apply 3 to 5 quarts of this product plus 0.5 to 1 percent nonionic surfactant in 10 to 40 gallons of water per acre. Apply when Cogongrass is at least 18 inches tall and actively growing in late summer or fall. Allow 7 or more days after application before tillage or mowing. Due to uneven stages of growth and the dense nature of vegetation preventing good spray coverage, repeat treatments may be necessary to maintain control.

Dandelion/Dock, curly--Apply 3 to 5 quarts of this product per acre when plants are actively growing and most have reached the early bud stage of growth. Allow 7 or more days after application before tillage.

Also for control, apply 16 fluid ounces of this product plus 0.5 pound a.i. 2,4-D plus 0.5 to 1 percent nonionic surfactant by total spray volume in 3 to 10 gallons of water per acre.

~~**Dogbane, hemp/Knapweed/Horseradish** Apply 4 quarts of this product per acre. Apply when actively growing and when most weeds have reached the late bud to flower stage of growth. Following crop harvest or mowing, allow weeds to regrow to a mature stage prior to treatment. For best results, apply in late summer or fall. Allow 7 or more days after application before tillage. Apply 4 quarts of this product per acre. Apply when actively growing and when most weeds have reached the late bud to flower stage of growth. Following crop harvest or mowing, allow weeds to regrow to a mature stage prior to treatment. For best results, apply in late summer or fall. Allow 7 or more days after application before tillage.~~

For suppression, apply 16 fluid ounces of this product plus 0.5 pound a.i. of 2,4-D plus 0.5 to 1 percent nonionic surfactant by total spray volume in 3 to 10 gallons of water per acre for ground applications and 3 to 5 gallons of water per acre for aerial applications. Delay applications until maximum emergence of dogbane



4/8/66

has occurred.

Fescue, tall--Apply 3 quarts of this product in 10 to 40 gallons of water per acre to actively growing plants when most have reached boot-to-early seedhead stage of development.

Fall applications only--Apply 1 quart of this product plus 0.5 to 1 percent nonionic surfactant by total spray volume in 3 to 10 gallons of water per acre. Apply to fescue in the fall when actively growing and plants have 6 to 12 inches of new growth. Allow 7 or more days after application before tillage. A sequential application of 1 pint per acre of this product plus nonionic surfactant will improve long-term control and control seedlings germinating after fall treatments or the following spring.

Guineagrass--Apply 3 quarts of this product per acre or use a 1 percent solution with hand-held equipment. Apply to actively growing guineagrass when most has reached at least the 7-leaf stage of growth. Ensure thorough coverage when using hand-held equipment. Allow 7 or more days after application before tillage.

Johnsongrass/Ryegrass, perennial--Apply 1 to 3 quarts of this product per acre. In annual cropping systems apply 1 to 2 quarts of this product per acre. Apply 1 quart of this product plus 0.5 to 1 percent nonionic surfactant by total spray volume in 3 to 10 gallons of water per acre. Use 2 quarts of this product when applying 10 to 40 gallons of water per acre. In noncrop or areas where annual tillage (no-till), is not performed, apply 2 to 3 quarts of this product in 10 to 40 gallons of water per acre. For best results, apply to actively growing plants when most have reached the boot-to-head stage of growth or in the fall prior to frost. Allow 7 or more days after application before tillage. Do not tank-mix with residual herbicides when using the 1 quart per acre rate.

For burndown of Johnsongrass, apply 1 pint per acre plus 0.5 to 1 percent nonionic surfactant in 3 to 10 gallons of water per acre before the plants reach a height of 12 inches. For this use, allow at least 3 days after treatment before tillage.

Spot Treatment (partial control or suppression)--Apply a 1 percent solution of this product plus 0.5 to 1 percent nonionic surfactant by total spray volume when johnsongrass is 12 to 13 inches in height. Coverage should be uniform and complete.

Kikuyugrass--Apply 2 to 3 quarts of this product per acre. Spray when most kikuyugrass is at least 8 inches in height (3 or 4-leaf stage of growth) and actively growing. Allow 3 or more days after application before tillage.

Knapweed/Horseradish--Apply 4 quarts of this product per acre. Apply when actively growing and when most weeds have reached the late bud to flower stage of growth. Following crop harvest or mowing, allow weeds to regrow to a mature stage prior to treatment. For best results, apply in late summer or fall. Allow 7 or more days after application before tillage.

Lantana--Apply this product as a 1 to 1½ percent solution using hand-held equipment only. Apply to actively growing lantana at or beyond the bloom stage of growth. Use the higher application rate for plants that have reached the woody stage of growth. Allow 7 or more days after application before tillage.

Milkweed, common--Apply 3 quarts of this product per acre. Apply when actively growing and most of the milkweed has reached the late bud to flower stage of growth. Following small grain harvest or mowing, allow milkweed to regrow to a mature stage prior to treatment. Allow 7 or more days after application before tillage.

Muhly, wirestem--Apply 1 to 2 quarts of this product per acre. Use 1 quart of this product plus 0.5 to 1 percent nonionic surfactant by total spray volume in 3 to 10 gallons of water per acre. Use 2 quarts of this product when applying 10 to 40 gallons of water per acre or in pasture, sod, or noncrop areas. Spray when the wirestem muhly is 8 inches or more in height and actively growing. Do not till between harvest and fall applications or in the fall or spring prior to spring applications. Allow 3 or more days after application before tillage. This product will not provide residual control of wirestem muhly from seeds which germinate after application of this product. Do not tank mix with residual herbicides when using the 1 quart per acre rate.

Nightshade, silverleaf--For control, apply 2 quarts of this product plus 0.5 to 1 percent nonionic surfactant by total spray volume in 3 to 10 gallons of water per acre. Applications should be made when at least 60 percent of the plants have berries. Fall treatments must be applied before a killing frost. Allow 7 or more days after application before tillage. Do not treat when weed is under drought stress as good soil moisture is necessary for active growth.

~~**Nutsedge, purple, yellow--Apply 3 quarts of this product per acre as a broadcast spray, or apply a 1 percent solution from hand-held equipment to control existing nutsedge plants and immature nutlets attached to treated plants. Treat when plants are in flower or when new nutlets can be found at rhizome tips. Nutlets which have not germinated will not be controlled and may germinate following treatment. Repeat treatments will be required for long term control. Wait 7 days after treatment before tillage. Tillage will stimulate nutlet germination.**~~

~~**Apply 1 pint to 1 quart of this product per acre, plus 0.5 to 1**~~



~~percent nonionic surfactant in 3 to 40 gallons of water per acre to provide suppression or partial control of existing nutsedge plants. Treat when plants have 3 to 5 leaves (less than 6 inches). Repeat treatments will be required to control subsequent emerging plants. Wait 7 days after treatment before tillage or mowing.~~

Nutsedge: purple, yellow--Apply 3 quarts of this product per acre as a broadcast spray, or apply a 2 percent solution from hand-held equipment to control existing nutsedge plants and immature nutlets attached to treated plants. Treat when plants are in flower or when new nutlets can be found at rhizome tips. Nutlets which have not germinated will not be controlled and may germinate following treatment. Repeat treatments will be required for long-term control of ungerminated tubers.

Sequential applications of 1 to 2 quarts of this product plus 0.5 to 1 percent nonionic surfactant by total spray volume in 3 to 10 gallons of water per acre will provide control. Make applications when a majority of the plants are in the 3 to 5 leaf stage (less than 6 inches tall). Repeat this application, as necessary, when newly emerging plants reach the 3 to 5 leaf stage. Subsequent applications will be necessary for long-term control.

For suppression to partial control of existing plants, apply 1 pint to 2 quarts of this product per acre, plus 0.5 to 1 percent nonionic surfactant in 3 to 40 gallons of water per acre. Treat when plants have 3 to 5 leaves and most are less than 6 inches tall. Repeat treatments will be required to control subsequent emerging plants or regrowth of existing plants. Wait 7 days after treatment before tillage or mowing.

For improved control of existing nutsedge plants, apply 1 to 3 quarts of this product plus 8 to 16 fluid ounces of Goal per acre plus 0.5 to 1 percent nonionic surfactant in 3 to 40 gallons of water per acre. Treat when plants have 3 to 5 leaves and most are less than 6 inches tall. Repeat treatments will be required to control subsequent emerging plants or regrowth of existing plants. Wait 7 days after treatment before tillage or mowing.

Pampas--Apply this product as a 1½ to 2 percent solution using hand-held equipment. Apply to plants that are actively growing at or beyond the boot stage of growth. Thorough coverage is necessary for best control.

Phragmites--For partial control of phragmites in Florida and the counties of other states bordering the Gulf of Mexico, apply 5 quarts per acre as a broadcast spray or apply a 2 percent solution from hand-held equipment. In other areas of the U.S., apply 3 quarts per acre as a broadcast spray or apply a 1 percent solution from hand-held equipment for partial control. For best results, treat during late summer or fall months or when plants are actively

IF AVAILABLE 2387

growing and in full bloom. Treatment before or after this stage may lead to reduced control. Due to the dense nature of the vegetation, which may prevent good spray coverage or uneven stages of growth, repeat treatments may be necessary to maintain control. Visual control symptoms will be slow to develop.

Quackgrass--In Annual Cropping Systems, or in Pastures and Sods Followed by Deep Tillage: Apply 1 to 2 quarts of this product per acre. For the one quart rate, apply 0.5 to 1 percent nonionic surfactant by total spray volume in 3 to 10 gallons of water per acre. For the 2 quart rate, apply in 10 to 40 gallons of water per acre. Do not tank mix with residual herbicides when using the 1 quart rate. Spray when quackgrass is 8 to 12 inches in height and actively growing. Do not till between harvest and fall applications or in fall or spring prior to spring application. Allow 3 or more days after application before tillage. In pastures or sods, for best results use a moldboard plow.

Quackgrass--Pasture or Sod or Other Noncrop Areas Where Deep Tillage is Not Planned Following Application: Apply 2 to 3 quarts in 10 to 40 gallons of water per acre. Spray when the quackgrass is greater than 8 inches tall and actively growing. Do not till between harvest and fall application or in fall or spring prior to spring application. Allow 3 or more days after application before tillage.

Redvine--For suppression, apply 24 fluid ounces of this product per acre at each of two applications 7 to 14 days apart or a single application of 2 quarts per acre. Apply recommended rates in 5 to 10 gallons of water per acre plus 0.5 to 1 percent nonionic surfactant by total volume. Apply to actively growing plants in late September or early October, which are at least 18 inches tall and have been growing 45 to 60 days since the last tillage operation. Make applications at least one week before a killing frost.

Reed, giant--For control of giant reed, apply a 2 percent solution of this product when plants are actively growing. Best results are obtained when applications are made in late summer to fall.

Smartweed, swamp--Apply 3 to 5 quarts of this product per acre when plants are actively growing and most have reached the early bud stage of growth. Allow 7 or more days after application before tillage.

Also for control, apply 16 fluid ounces of this product plus 0.5 pound active ingredient of 2,4-D plus 0.5 to 1 percent nonionic surfactant by total volume in 3 to 10 gallons of water per acre in the late summer or fall. Apply when plants are actively growing and most have reached the early bud stage of growth. Allow 7 or more days after application before tillage.

45 of 160

Spurge, leafy--For suppression, apply 16 fluid ounces of this product plus 0.5 pound active ingredient 2,4-D plus 0.5 to 1 percent nonionic surfactant by total spray volume in 3 to 10 gallons of water per acre in the late summer or fall. Apply when plants are actively growing. If mowing has occurred prior to treatment, apply when most of the plants are 12 inches tall. Allow 7 or more days after application before tillage.

Sweet Potato, wild--Apply this product as a 2 percent solution using hand-held equipment. Apply to actively growing weeds that are at or beyond the bloom stage of growth. Repeat applications will be required. Allow the plant to reach the recommended stage of growth before retreatment. Allow 7 or more days before tillage.

Thistle, Canada--Apply 2 to 3 quarts of this product per acre. Apply to actively growing thistles when most are at or beyond the bud stage of growth. After harvest, mowing or tillage in the late summer or fall, allow at least 4 weeks for initiation of active growth and rosette development prior to the application of this product. Fall treatments must be applied before a killing frost. Allow 3 or more days after application before tillage.

For suppression of Canada thistle, apply 1 quart per acre of this product, or 1 pint of this product plus 0.5 pound a.i. 2,4-D per acre, plus 0.5 to 1 percent nonionic surfactant by total spray volume in 3 to 10 gallons of water per acre in the late summer or fall after harvest, mowing or tillage. Allow rosette regrowth to a minimum of 6 inches in diameter before treating. Applications can be made as long as leaves are still green and plants are actively growing at the time of application. Allow 3 or more days after application before tillage.

Torpedograss--Apply 4 to 5 quarts of this product per acre to provide partial control of torpedograss. Apply to actively growing torpedograss when most plants are at or beyond the seedhead stage of growth. Repeat applications will be required to maintain control. Fall treatments must be applied before frost. Allow 7 or more days after application before tillage.

Trumpetreeper--For control, apply 2 quarts of this product per acre in 5 to 10 gallons of water per acre. Apply to actively growing plants in late September or October, which are at least 18 inches tall and have been growing 45 to 60 days since the last tillage operation. Make applications at least 1 week before a killing frost.

Other perennials listed on this label--Apply 3 to 5 quarts of this product per acre. Apply when actively growing and most have reached early head or early bud stage of growth. Allow 7 or more days after application before tillage.

TANK MIXTURES

~~When applied as directed, under the conditions described, Roundup plus Banvel or 2,4-D amine will suppress or control the following perennial broadleaf weed:~~

~~Bindweed, field~~~~—*Convolvulus arvensis*~~

~~For suppression, apply 16 ounces of this product plus 0.5 lb a.e. of 2,4-D amine or 0.25 lb a.i. of Banvel, plus 0.5 to 1 percent nonionic surfactant by total spray volume in 3 to 10 gallons of water per acre for ground applications and 3 to 5 gallons of water per acre for aerial applications. Applications should be delayed until maximum emergence has occurred and when vines are between 6 to 18 inches in length. These tank mixtures may be applied using aerial application equipment (except in California) in fallow and reduced tillage systems only.~~

~~For control, apply 2 quarts of this product plus 0.5 pound a.i. of Banvel in 10 to 20 gallons of water per acre. At these rates, apply using ground application equipment only.~~

~~Irrigated Agricultural Lands~~

~~Apply 1 to 2 quarts of this product plus 1 quart per acre of 2,4-D amine in 10 to 20 gallons of water per acre with ground equipment only for partial control (suppression) of field bindweed. Applications should be made following harvest or in fall fallow ground when the bindweed is actively growing and the majority of runners are 12 inches or more in length. The use of at least one irrigation will promote active bindweed growth.~~

~~Dogbane, hemp~~~~—*Apocynum cannabinum*~~

~~For suppression, apply 16 ounces of this product plus 16 ounces of 2,4-D amine plus 0.5 to 1 percent nonionic surfactant by total spray volume in 3 to 10 gallons of water per acre for ground applications and 3 to 5 gallons of water per acre for aerial applications. Delay applications until maximum emergence of dogbane has occurred. For control, apply 4 quarts of this product in 3 to 20 gallons of water using ground application equipment only.~~

~~Smartweed, Swamp~~~~—*Polygonum coccineum*~~

~~For control, apply 16 ounces of this product plus 0.5 pounds active ingredient of 2,4-D amine plus 0.5 to 1 percent nonionic surfactant~~

~~by total volume in 3 to 10 gallons of water per acre in the late summer or fall. Apply when plants are actively growing and most have reached the early bud stage of growth. Allow 7 or more day after application before tillage.~~

~~Refer to the specific product labels for crop rotation restrictions and cautionary statements of all products in tank mixture.~~

WOODY BRUSH AND TREES

When applied as recommended under the conditions described, this product CONTROLS or PARTIALLY CONTROLS the following woody brush, plants and trees:

Alder
Alnus spp.

Ash*
Fraxinus spp.

Aspen, quaking
Populus tremuloides

Bearmat (Bearclover)
Chamaebatia foliolosa

Birch
Betula spp.

Blackberry
Rubus spp.

Broom:
French
Cytisus monspessulanus

Scotch
Cytisus scoparius

Buckwheat, California*
Eriogonum fasciculatum

Cascara*
Rhamnus purshiana

Catsclaw*
Acacia greggi

Ceanothus*
Ceanothus spp.

BEST AVAILABLE COPY

Chamise
Adenostoma fasciculatum

Cherry:

Bitter
Prunus emarginata

Black
Prunus serotina

Pin
Prunus pensylvanica

Coyote brush
Baccharis consanguinea

Creeper, Virginia*
Parthenocissus quinquefolia

Dewberry
Rubus trivialis

Elderberry
Sambucus spp.

Elm*
Ulmus spp.

Eucalyptus, Bluegum
Eucalyptus glotulus

Hasardia*
Haplopappus squamosus

Hawthorn
Crataegus spp.

Hazel
Corylus spp.

Honeysuckle
Lonicera spp.

Kudzu
Pueraria lobata

Locust, black*
Robinia pseudoacacia

Madrone*Arbutus menziesii***Manzanita***Arctostaphylos spp.***Maple:****Red*****Acer rubrum***Sugar***Acer saccharum***Vine****Acer circinatum***Monkey Flower****Mimulus guttatus***Oak:****Black****Quercus velutina***Northern Pin***Quercus palustris***Post***Quercus stellata***Red***Quercus rubra***Southern Red***Quercus falcata***White****Quercus alba***Persimmon****Diospyros spp.***Poison Ivy***Rhus radicans***Poison Oak***Rhus toxicodendron***Poplar*, yellow***Liriodendron tulipifera*

Raspberry
Rubus spp.

Rose, multiflora
Rosa multiflora

Russian-olive***
Elaeagnus angustifolia

Sage, black
Salvia mellifera

Sagebrush, California
Artemisia californica

Salmonberry
Rubus spectabilis

Sassafras
Sassafras aibidum

Sourwood
Oxydendrum arboreum

Sumac:
Poison*
Rhus vernix

Smooth*
Rhus glabra

Winged*
Rhus copallina

Sweetgum
Liquidambar styraciflua

Swordfern*
Polystichum munitum

Tallowtree, Chinese
Sapium sebiferum

Tan Oak
Lithocarpus densiflorus

Thimbleberry
Rubus parviflorus

Tobacco, tree*
Nicotiana glauca

5/16/66

Trumpet creeper
Campsis radicans

Willow
Salix spp.

- * Partial control
- ** See below for control or partial control instructions.
- *** This product is not registered in California for use on Russian-olive.

NOTE: If brush has been mowed or tilled or trees have been cut, do not treat until regrowth has reached the recommended stages of growth.

Apply this product when plants are actively growing and, unless otherwise directed, after full leaf expansion. Use the higher rate for larger plants and/or dense areas of growth. On vines, use the higher rate for plants that have reached the woody stage of growth. Best results are obtained when application is made in late summer or fall after fruit formation.

In arid areas, best results are obtained when application is made in the spring to early summer when brush species are at high moisture content and are flowering.

Ensure thorough coverage when using hand-held equipment. Symptoms may not appear prior to frost or senescence with fall treatments.

Allow 7 or more days after application before tillage, mowing or removal. Repeat treatments may be necessary to control plants regenerating from underground parts or seed. Some autumn colors on undesirable deciduous species are acceptable provided no major leaf drop has occurred. Reduced performance may result if fall treatments are made following a frost.

See "Directions for Use", and "Mixing, Additives, and Application Instructions" sections of this label for labeled uses and specific application instructions.

Apply this product as follows to control or partially control the following woody brush and trees.

Alder/Dewberry/Honeysuckle/Post Oak/Raspberry-For control, apply 3 to 4 quarts per acre of this product as a broadcast spray or as a 1 to 1½ percent solution with hand-held equipment.

Aspen, quaking/Cherry: bitter, black, pin/Hawthorn /Oak, southern red/Sweetgum/Trumpet creeper- For control, apply 2 to 3 quarts of this product per acre as a broadcast spray or as a 1 to 1½ percent

[Faint, illegible stamp or signature]

solution with hand-held equipment.

Birch/Elderberry/Hazel/Salmonberry/Thimbleberry—For control, apply 2 quarts per acre of this product as a broadcast spray or as a 1 percent solution with hand-held equipment.

Blackberry—For control, apply 3 to 4 quarts per acre of this product as a broadcast spray, or 1 to 1½ percent solution with hand-held equipment. Make application after plants have reached full leaf maturity. Best results are obtained when applications are made in late summer or fall. After berries have set or dropped in late fall, blackberry can be controlled by applying a ¾ percent solution of this product plus 0.5 to 1 percent nonionic surfactant by total spray volume with hand-held equipment. For control of blackberries after leaf drop and until killing frost or as long as stems are green, apply 3 to 4 quarts of this product in 10 to 40 gallons of water per acre.

Broom: French, Scotch—For control, apply a 1½ to 2 percent solution with hand-held equipment.

Buckwheat, California/Hasardia/Monkey Flower/ Tobacco, tree—For partial control of these species, apply a 1 to 2 percent solution of this product as a foliar spray with hand-held equipment. Thorough coverage of foliage is necessary for best results.

Catsclaw—For partial control, apply as a 1 to 1½ percent solution with hand-held equipment.

Coyote Brush—For control, apply a 1½ to 2 percent solution with hand-held equipment when at least 50 percent of the new leaves are fully developed.

Eucalyptus/Bluegum—For control of eucalyptus resprouts, apply a 2 percent solution of this product with hand-held equipment when resprouts are 6 to 12 feet tall. Ensure complete coverage. Apply when plants are growing actively. Avoid application to drought-stressed plants.

Rudzu—For control, apply 4 quarts of this product per acre as a broadcast spray or as a 2 percent solution with hand-held equipment. Repeat applications will be required to maintain control.

Madrone resprouts—For suppression or partial control, apply a 2 percent solution of this product to resprouts less than 3 to 6 feet tall. Best results are obtained with spring/early summer treatments.

Maple, red**—For control, apply as a 1 to 1½ percent solution with hand-held equipment when at least 50 percent of the new leaves are



fully developed. For partial control, apply 2 to 4 quarts of this product per acre as a broadcast spray.

Maple, sugar/Oak, northern pin/Oak red—For control, apply as a 1 to 1½ percent solution with hand-held equipment when at least 50 percent of the new leaves are fully developed.

Poison Ivy/Poison Oak—For control, apply 4 to 5 quarts of this product per acre as a broadcast spray or as a 2 percent solution with hand-held equipment. Repeat applications may be required to maintain control. Fall treatments must be applied before leaves lose green color.

Rose, multiflora—For control, apply 2 quarts of this product per acre as a broadcast spray or as a 1 percent solution with hand-held equipment. Treatments should be made prior to leaf deterioration by leaf-feeding insects.

Sage, black/Sagebrush, California/Chamise/Tallowtree, Chinese—For control of these species, apply a 1 percent solution of this product as a foliar spray with hand-held equipment. Thorough coverage of foliage is necessary for best results.

Tan oak resprouts—For suppression or partial control, apply a 2 percent solution of this product to resprouts less than 3 to 6 feet tall. Best results are obtained with fall applications.

Willow—For control, apply 3 quarts of this product per acre as a broadcast spray or as a 1 percent solution with hand-held equipment.

Other Woody Brush and Trees listed on this label—For partial control, apply 2 to 4 quarts of this product per acre as a broadcast spray or as a 1 to 2 percent solution with hand-held equipment.

NONCROP USES

See "General Information" and "Mixing, Additives and Application Instructions" sections of this label for essential product performance information and the following "Noncrop" sections for specific recommended uses.

EXTREME CARE MUST BE EXERCISED TO AVOID CONTACT OF SPRAY WITH FOLIAGE OF DESIRABLE TURFGRASSES, TREES, SHRUBS, OR OTHER DESIRABLE VEGETATION SINCE SEVERE DAMAGE OR DESTRUCTION MAY RESULT.

NOTE: If spraying areas adjacent to desirable plants, use a shield made of cardboard, sheet metal or plyboard while spraying to help prevent spray from contacting foliage of desirable plants.

Repeat treatments may be necessary to control weeds regenerating from underground parts or seeds.

This product does not provide residual weed control. For subsequent weed control, follow a label-approved herbicide program.

Read and carefully observe the cautionary statements and all other information appearing on the labels of all herbicides used.

INDUSTRIAL, RECREATIONAL AND PUBLIC AREAS

When applied as directed for "Noncrop Uses", under conditions described, this product controls annual and perennial weeds listed on this label growing in areas such as airports, ditch banks, dry ditches, dry canals, fencerows, golf courses, highways, industrial plant sites, lumber yards, parking areas, parks, petroleum tank farms and pumping installations, pipelines, power and telephone rights-of-way, railroads, roadsides, schools, storage areas, other public areas and similar industrial or noncrop areas.

For specific rates of application and instructions for control of various annual and perennial weeds and woody brush and trees, see the "Weeds Controlled" section of this label.

This product may be applied with recirculating sprayers, shielded applicators, or wiper applicators in any noncrop sites specified on this label. See the "Selective Equipment part of "Application Equipment and Techniques" section of this label for information on proper use and calibration of this equipment.

TANK MIXTURES FOR



**INDUSTRIAL SITES AND
FORESTRY SITE PREPARATIONS**

MON-35085 plus OUST™

Use on industrial sites including airports, industrial plants, lumberyards, petroleum tank farms, pumping stations, pipelines, railroads, roadsides, storage areas or other similar sites where bare ground is desired.

This tank mixture may also be used as a site preparation treatment for sites to be planted to jack pine, loblolly pine, red pine, slash pine and Virginia pine.

When applied as directed for "Noncrop Uses" under the conditions described, this product plus Oust provides control of annual weeds listed in the "Weeds Controlled" section of the label for this product and Oust, and control or partial control of the perennial weeds listed below.

Apply 1 to 2 quarts of this product with 2 to 4 ounces of Oust in 10 to 40 gallons of spray solution per acre as a broadcast spray to actively growing weeds.

This mixture may be applied by aerial equipment in site prep operations. When applied by air, use the recommended rates in 5 to 15 gallons of spray solution per acre.

This product plus Oust tank mixtures may not be applied by air in California.

For control of annual weeds, use the lower rates of these products.

For control of the listed perennial weeds, use the higher rates of both products. For partial control, use the lower rates.

- Bahiagrass**
Paspalum notatum
- Bermudagrass***
Cynodon dactylon
- Broomsedge**
Andropogon virginicus
- Dock, curly**
Rumex crispus
- Dogfennel**
Eupatorium capilliflorum

Fescue, tall
Festuca arundinacea

Johnsongrass**
Sorghum halepense

Poorjoe**
Diodia teres

Quackgrass
Agropyron repens

Trumpet creeper*
Campsis radicans

Vaseygrass
Paspalum urvillei

Vervain, blue
Verbena hastata

*Suppression at the higher rates only.

**Control at the lower rates.

Read and carefully observe the cautionary statements and all other information appearing on the labels of all herbicides used.

*Oust is a trademark of E. I. du Pont de Nemours and Company.

TANK MIXTURES
NONCROP SITES

When applied as a tank mixture, this product provides control of the emerged annual weeds and partial control of the emerged perennial weeds listed in this label. When applied as a tank mixture, the following residual herbicides will provide preemergence control of the weeds listed in the individual product labels.

- MON-35085 plus DIURON ■
- MON-35085 plus KROVAR™ I ■
- MON-35085 plus KROVAR II ■
- MON-35085 plus RONSTAR™ 50WP ■
- MON-35085 plus SIMAZINE, ■

57-166

PRINCEP™ CALIBER™ 90

- **MON-35085 plus SIMAZINE 4L** ■
- **MON-35085 plus SIMAZINE 80W** ■
- **MON-35085 plus SURFLAN™ 75W** ■
- **MON-35085 plus SURFLAN AS** ■

When tank mixing with residual herbicides, add an agriculturally approved nonionic surfactant at 0.5 to 1 percent by volume of spray solution. See the "Mixing, Additives and Application Instructions" section of this label before preparing these tank mixtures.

Read and carefully observe the label claims, cautionary statements, recommended use rates and all other information on the labels of all products used in these tank mixtures. Use according to the most restrictive label directions for each product in the mixture.

CONTROL OF EMERGED WEEDS

Annual Weeds—Apply 1 quart per acre of this product in these tank mixtures when weeds are less than 6 inches tall and 1½ quarts per acre when weeds are more than 6 inches tall.

Perennial Weeds—For partial control of perennial weeds using these tank mixtures, apply 2 to 5 quarts per acre of this product. Follow the recommendations in the "Weeds Controlled" section of this label for stage of growth and rate of application for specific perennial weeds.

PREEMERGENCE WEED CONTROL

~~The following are the labeled rates for the recommended residual herbicides for noncrop uses:~~

PRODUCT	RATE/ACRE
Diuron, Karmex™ DF	2 to 8 lbs
Krovar I	4 to 6 lbs
Krovar II	2 to 5 lbs
Ronstar 50WP	4 to 8 lbs
Simazine, Princep Caliber 90	5.3 to 11.1 lbs
Simazine 80W	6 to 12 1/2 lbs
Simazine 4L	4.8 to 10 qts
Surflan 75W	2 2/3 to 5 1/3 lbs

BEST AVAILABLE COPY

58 of 166

Surflan AS

2 to 4 qts

For preemergence weed control, refer to the individual product labels for specific noncrop sites, rates, carrier volumes and precautionary statements.

Mix only the quantity of spray solution which can be used during the same day. Do not allow these tank mixtures to stand overnight as this may result in reduced weed control.

APPLY THESE TANK MIXTURES THROUGH CONVENTIONAL BROADCAST EQUIPMENT ONLY.

"Princep and Caliber is a trademark of Ciba-Geigy Corporation.

"Karmex and "Krovar are trademarks of E.I. du Pont de Nemours and Company.

"Ronstar is a trademark of Rhone-Poulenc, Inc.

"Surflan is a trademark of Elanco Products Company.

FARMSTEAD WEED CONTROL

When applied as directed for 'Noncrop Uses', under conditions described, this product controls undesirable vegetation listed on this label around farmstead building foundations, along and in fences, shelterbelts, and for general nonselective farmstead weed control.

For specific rates of application and instructions for control of various annual and perennial weeds, see the 'Weeds Controlled' section of this label.

ORNAMENTALS

THIS PRODUCT IS NOT RECOMMENDED FOR USE AS AN OVER-THE-TOP BROADCAST SPRAY IN ORNAMENTS.

~~When applied as directed for the conditions described for 'Noncrop Uses', this product controls undesirable vegetation listed on this label prior to planting ornamentals, in established ornamentals, and within and around greenhouses and shadehouses. When applied as instructed for the conditions described for "Noncrop Uses", this product controls undesirable vegetation listed on this label prior to planting ornamentals, within and around greenhouses and shadehouses, and as a postdirected spray around established ornamentals.~~

BEST AVAILABLE COPY

For specific rates of application and instructions for control of various annual and perennial weeds, see the "Weeds Controlled" section of this label.

Where repeat applications are necessary, do not exceed 10.6 quarts of this product per acre per year.

Site Preparation—Following preplant applications of this product, any ornamental species may be planted. Precautions should be taken to protect nontarget plants during site preparation applications.

Greenhouse/Shadehouse Use—This product may be used to control weeds listed on this label which are growing in greenhouses. Desirable vegetation must not be present during application and air circulation fans must be turned off.

Postdirected spray—Use as a ~~postdirected spray toward the base of~~ around established woody ornamentals species such as those listed below. Care must be exercised to avoid contact of spray, drift or mist with foliage of or green bark of established ornamental species.

Arborvitae
Thuja spp.

Azalea
Rhododendron spp.

Boxwood
Buxus spp.

Crabapple
Malus spp.

Euonymus
Euonymus spp.

Fir
Abies spp.
Pseudotsuga spp.

Jojoba
Simmondsia chinensis

Hollies
Ilex spp.

Lilac
Syringa spp.

Magnolia

BEST AVAILABLE COPY

60 of 166

Magnolia spp.

Maple

Acer spp.

Oak

Quercus spp.

Privet

Ligustrum spp.

Pine

Pinus spp.

Spruce

Picea spp.

Yew

Taxus spp.

**SILVICULTURAL SITES,
RIGHTS-OF-WAY
and CHRISTMAS TREES**

**NOTE: NOT RECOMMENDED FOR USE AS AN OVER-THE-TOP BROADCAST SPRAY
IN SILVICULTURAL NURSERIES, OR CHRISTMAS TREE PLANTATIONS.**

When applied as directed for "Noncrop Uses" under conditions described, this product controls undesirable vegetation listed on this label. This product also suppresses or controls undesirable vegetation listed on this label when applied at recommended rates for release of established coniferous species listed on this label.

For specific rates of application and instructions for control of various brush, annual and perennial weeds, see the "Weeds Controlled" section of this label. For specific rates of application for release of listed coniferous species, see the "Conifer Release" part of this section of the label.

Where repeat applications are necessary, do not exceed 10.6 quarts of this product per acre per year.

Aerial Application—This product may be applied using aerial spray equipment for silvicultural site preparation, conifer release and rights-of-way treatments. See the "Application Equipment and Techniques" part of the "Mixing, Additives and Application Instructions" section of this label for information on how to properly spray apply this product by air.

DO NOT APPLY THIS PRODUCT BY AIR TO RIGHTS-OF-WAY SITES IN THE

BEST AVAILABLE COPY

STATE OF CALIFORNIA.

In order to reduce the aerial application drift hazard to aquatic sites*, to nontarget sites, or any site containing desirable vegetation, always maintain appropriate buffer zones. A buffer zone of the following minimum distances should be maintained:

- Helicopters using a Microfoil™ boom, a Thru-Valve™ boom (TVB-45), or equivalent drift control systems, should maintain at least a 50-foot buffer zone.
- When using other aerial equipment:
 1. Maintain at least a 75-foot buffer zone for applications using 2 quarts or less per acre of this product.
 2. Maintain at least a 125-foot buffer zone for applications using more than 2 quarts per acre of this product.
 3. Maintain at least a 400-foot buffer zone for applications on rights-of-way when applied from 75 feet or more above ground level.

These distances should be increased if conditions favoring drift exist.

* Aquatic sites include all lakes, ponds, and streams used for significant domestic purposes or angling.

™Microfoil is a trademark of Union Carbide Agricultural Products, Inc.

™Thru-Valve is a trademark of Waldrum Specialties, Inc.

■ SITE PREPARATION ■

Following preplant applications of this product, any silvicultural species may be planted.

■ POSTDIRECTED SPRAY ■

In established silvicultural sites, use as a spray on the foliage of undesirable vegetation. Care must be exercised to avoid contact of spray, drift or mist with foliage or green bark of desirable species.

■ CONIFER RELEASE ■

For release, apply only where conifers have been established for more than one year. Vegetation should not be disturbed prior to

treatment or until visual symptoms appear after treatment. Symptoms of treatment are slow to appear, especially in woody species treated in late fall. Injury may occur to conifers treated for release, especially where spray patterns overlap or the higher rates are applied or when applications are made during periods of active conifer growth. Do not use additional surfactant with conifer release applications.

Applications must be made after formation of final conifer resting buds in the fall or prior to initial bud swelling in spring. Some autumn colors on undesirable deciduous species are acceptable provided no major leaf drop has occurred. Use the following rates for conifer release to control or partially control the weeds listed in the "Weeds Controlled" section of this label.

For release of the following conifer species:

Douglas fir

Pseudotsuga menziesii

Fir

Abies spp.

Hemlock

Tsuga spp.

Pines*

Pinus spp.

Spruce

Picea spp.

* Includes all species except eastern white pine, loblolly pine or slash pine.

Apply 1½ to 2 quarts of this product per acre except in Washington and Oregon, west of the crest of the Cascade Mountains. For spring treatments west of the crest of the Cascade Mountains, apply 1 quart of this product per acre before conifer bud swell for control of annual weeds. For fall treatments in Washington and Oregon, west of the crest of the Cascade Mountains, apply 1 to 1½ quarts of this product per acre before any major leaf drop of deciduous species.

For release of western hemlock, apply 1 quart of this product per acre.

For release of the following conifer species:

Loblolly pine

Pinus taeda

Eastern white pine
Pinus strobus

Slash pine
Pinus elliottii

Late Season Application—Apply 1½ to 2 quarts of this product in a minimum of 5 gallons of spray solution per acre during early autumn. Applications made prior to September 1 or when conditions are conducive to rapid growth of conifers will result in ~~create the~~ potential for increased injury in the form of tip and/or needle burn. Injury may decrease with later applications. Some autumn colors are acceptable at time of application. Apply prior to frost or leaf drop of undesirable plants. Applications made according to label directions will release loblolly pine, eastern white pine and slash pine by reducing competition from the following species:

Ash
Fraxinus spp.

Cherry:
Black
Prunus serotina

Pin
Prunus pensylvanica

Elm
Ulmus spp.

Hawthorn
Crataegus spp.

Locust, black
Robina pseudoacacia

Maple, red
Acer rubra

Oak:
Black
Quercus velutina

Post
Quercus stellata

Southern Red
Quercus falcata

White
Quercus alba

64 of 166

Persimmon
Diospyros spp.

Poplar, yellow
Liriodendron tulipifera

Sassafras
Sassafras albidum

Sourwood
Oxydendrum arboreum

Sumac:
Poison
Rhus vernix

Smooth
Rhus glabra

Winged
Rhus copallina

Sweetgum
Liquidambar styraciflua

Apply only to those sites where woody brush and trees listed in this label constitute the majority of the undesirable species.

■ **MON-35085 plus Oust Tank Mixtures** ■
for Conifer Release from Herbaceous Weeds

To release loblolly pines from herbaceous weeds, tank mixtures of this product with Oust will provide control of annual weeds listed in the 'Weeds Controlled' section of this and the Oust label, and partial control of the perennial weeds listed below.

Apply 16 to 24 fluid ounces of this product with 2 to 4 ounces of Oust in 10 to 30 gallons of spray solution per acre. Make application to actively growing weeds as a broadcast spray over the top of the young loblolly pines.

This product plus Oust tank mixtures may not be applied by air in California.

This tank mixture may be applied using aerial equipment. When applying by air, use the recommended rate in 5 to 15 gallons of spray solution per acre.

For control of annual weeds below 12 inches in height (or runner length on annual vines), use the low rates of both products. Use

BEST AVAILABLE COPY

65 of 166

the higher rates of both products when annual weeds are in more advanced stages of growth and approaching flower or seed formation.

Use the higher rates of both products for partial control of the following perennial weeds. Use the lower rates for suppression of growth.

Bahiagrass

Paspalum notatum

Broomsedge

Andropogon virginicus

Dock, curly

Rumex crispus

Dogfennel

Eupatorium capilliflorum

Fescue, tall

Festuca arundinacea

Johnsongrass**

Sorghum halepense

Poorjoe**

Diodia teres

Trumpet creeper*

Campsis radicans

Vaseygrass

Paspalum urvillei

Vervain, blue

Verbena hastata

*Suppression at the higher rates only.

**Control at the higher rates.

Pine damage may occur or can be accentuated if treatment takes place when young trees are under stress from drought, flood water, insects or disease.

Read and observe the cautionary statements and all other information appearing on the label of all herbicides used.

NOTE TO USER

This product must not be used in areas where adverse impact on

BEST AVAILABLE COPY

Federally designated endangered/threatened plant or aquatic species is likely.

Prior to making applications, the user of this product must determine that no such species are located in or immediately adjacent to the area to be treated.

CUT STUMP TREATMENTS

Woody vegetation may be controlled by treating freshly cut stumps of trees and resprouts with this product. Apply this product using suitable equipment to ensure coverage of the entire cambium. Cut vegetation close to the soil surface. Apply a 50 to 100 percent solution of this product to the freshly cut surface immediately after cutting. Delays in application may result in reduced performance. For best results, applications should be made during periods of active growth and full leaf expansion.

When used according to directions for cut stump application, this product will CONTROL, PARTIALLY CONTROL or SUPPRESS many types of woody brush and tree species, some of which are listed below:

Alder

Alnus spp.

Eucalyptus/Bluegum

Eucalyptus glotulus

Madrone

Arbutus menziesii

Oak

Quercus spp.

Reed, giant

Arundo donax

Saltcedar

Tamarisk spp.

Sweetgum

Liquidambar styraciflua

Tan Oak

Lithocarpus densiflorus

INJECTION AND FRILL APPLICATIONS

Woody vegetation may be controlled by injection or frill application of this product. Apply this product using suitable equipment which must penetrate into the living tissue. Apply the equivalent of 1 ml of this product per each 2 to 3 inches of trunk diameter (DBH). This is best achieved by applying 50 to 100 percent concentration of this material either to a continuous frill around the tree or as cuts evenly spaced around the tree below all branches. As tree diameter increases in size, better results are achieved by applying diluted material to a continuous frill or more closely spaced cuttings. Avoid application techniques that allow runoff to occur from frill or cut areas in species that exude sap freely after frills or cutting. In species such as this, make frill or cut at an oblique angle so as to produce a cupping effect and use undiluted material. For best results, application should be made during periods of active growth and after full leaf expansion.

This treatment WILL CONTROL the following woody species:

Oak

Quercus spp.

Poplar

Populus spp.

Sweetgum

Liquidambar styraciflua

Sycamore

Platanus occidentalis

This treatment WILL SUPPRESS the following woody species:

Black gum

Nyssa sylvatica

Dogwood

Cornus spp.

Hickory

Carya spp.

Maple, red

Acer rubrum

**TURFGRASSES AND GRASSES
FOR SEED PRODUCTION**

PREPLANT AND RENOVATION

When applied as directed for "Noncrop Uses", under conditions

6/2/91

described, this product controls most existing vegetation prior to the planting or renovation of either turfgrasses or grass seed production areas.

For specific rates of application and instructions for control of various annual and perennial weeds, and woody brush and trees, see the 'Weeds Controlled' section of this label.

For maximum control of existing vegetation, delay planting to determine if any regrowth from escaped underground plant parts occurs. Where repeat treatments are necessary, sufficient regrowth must be attained prior to application. For warm-season grasses, such as bermudagrass, summer or fall applications provide best control.

DO NOT DISTURB SOIL OR UNDERGROUND PLANT PARTS BEFORE TREATMENT. Tillage or renovation techniques such as vertical mowing, coring or slicing should be delayed for 7 days after application to allow proper translocation into underground plant parts.

TURFGRASSES

Where existing vegetation is growing in a field or unmowed situation, apply this product to actively growing weeds at the stages of growth given in the 'Weeds Controlled' section of this label.

Where existing vegetation is growing under mowed turfgrass management, apply this product after omitting at least one regular mowing to allow sufficient growth for good interception of the spray.

Desirable turfgrasses may be planted following the above procedures.

GRASSES FOR SEED PRODUCTION

Apply this product to actively growing weeds at the stages of growth given in the 'Weeds Controlled' section of this label prior to planting or renovation of turf or forage grass areas grown for seed production.

DO NOT feed or graze treated areas within 8 weeks after application.

**ANNUAL WEED CONTROL IN
DORMANT BERMUDAGRASS
AND BAHIAGRASS TURF**

When applied as directed for 'Noncrop Uses' under the conditions

69 of 166

described, this product will provide control or suppression of many winter annual weeds and tall fescue for effective release of dormant bermudagrass and bahiagrass turf. Refer to the rate table for MON-35085 alone under the "Release of Bermudagrass and Bahiagrass" section of this label for recommended rates and volumes on the species to be suppressed or controlled. Treat only when turf is dormant and prior to spring greenup. Spot treatments or broadcast applications of this product in excess of 16 ~~fluid~~ ounces per acre may result in injury or delayed greenup in highly maintained turfgrass areas; i.e., golf courses, lawns, etc. DO NOT APPLY TANK MIXTURES of Roundup ~~this product~~ plus Oust in highly maintained turfgrass areas.

RELEASE OF BERMUDAGRASS OR BAHIAGRASS

NOTE: Use only in areas where bermudagrass or bahiagrass are desirable ground covers and where some temporary injury or discoloration can be tolerated. Use Roundup ~~plus Oust~~ tank mixtures of ~~this product plus Oust~~ only on railroads, highways, utility plant sites, or other right-of-way areas.

When applied as directed for "Noncrop Uses" under the conditions described, this product will provide control or suppression of many winter annual weeds and tall fescue for effective release of dormant bermudagrass or bahiagrass. This product may be tank-mixed with Oust as recommended for residual control. Make applications to dormant bermudagrass or bahiagrass. Roundup ~~plus Oust~~ ~~to Tank~~ mixtures of ~~this product plus Oust~~ may delay greenup. To avoid delays in greenup and minimize injury, do not add more than 1 ounce per acre of Oust on bermudagrass or more than 1/2 ounce per acre on bahiagrass, or treat when these grasses are in a semi-dormant condition.


For best results on winter annuals, treat when plants are in an early growth stage (below 6 inches in height) after most have germinated. For best results on tall fescue, treat when fescue is in or beyond the 4 to 6-leaf stage.

WEEDS CONTROLLED

Rate recommendations for control or suppression of winter annuals and tall fescue are listed below:

Apply the recommended rates of this product alone or as a tank mixture in 10 to 25 gallons of water, plus 0.5 to 1 percent nonionic surfactant by total spray volume per acre.

For the best recommendation for the mixture of weeds within your geographic areas, contact your Monsanto sales representative.



70 of 166

**WEEDS CONTROLLED OR SUPPRESSED
WITH MON-35085 ALONE***

NOTE: C = Control
S = Supression

WEED SPECIES	MON-35085 FLUID OZ/ACRE					
	8	12	16	24	32	64
Barley, little <i>Hordeum pusilium</i>	S	C	C	C	C	C
Bedstraw, catchweed <i>Galium aparine</i>	S	C	C	C	C	C
Bluegrass, annual <i>Poa annua</i>	S	C	C	C	C	C
Chervil <i>Chaerophyllum tainturieri</i>	S	C	C	C	C	C
Chickweed, common <i>Stellaria media</i>	S	C	C	C	C	C
Clover, crimson <i>Trifolium incarnatum</i>	•	S	S	C	C	C
Clover, large hop <i>Trifolium campestre</i>	•	S	S	C	C	C
Fescue, tall <i>Festuca arundinaceae</i>	•	•	•	•	S	S
Geranium, Carolina <i>Geranium carolinianum</i>	•	•	S	S	C	C
Henbit <i>Lamium amplexicaule</i>	•	S	C	C	C	C
Ryegrass Italian <i>Lolium multiflorum</i>	•	•	S	C	C	C
Speedwell, corn <i>Veronica arvensis</i>	S	C	C	C	C	C

Ryegrass, Italian <i>Lolium multiflorum</i>	•	S	S	C	C	C	C
Speedwell, corn <i>Veronica arvensis</i>	S	C	C	C	C	C	C
Vetch, common <i>Vicia sativa</i>	C	C	C	C	C	C	C

* These rates or mixtures of rates apply only to sites where an established competitive turf is present.

RELEASE OF ACTIVELY GROWING BERMUDAGRASS

When applied as directed, this product will aid in the release of bermudagrass by providing control of annual species listed in the "Weeds Controlled" section of this and the Oust label, and suppression or partial control of certain perennial weeds.

For control or suppression of those annual species listed on this label, use 1 to 3 pints of this product as a broadcast spray in 10 to 25 gallons of spray solution per acre. Use the lower rate when treating annual weeds below 6 inches in height (or length of runner in annual vines). Use the higher rate as size of plants increases or as they approach flower or seedhead formation.

Use the higher rate of this product for partial control of the following perennial species. Use the lower rates for suppression of growth. For best results, see the "Weeds Controlled" section of this label for proper stage of growth.

Bahiagrass
Paspalum notatum

Bluestem, silver
Andropogon saccharoides

Fescue, tall
Festuca arundinacea

Johnsongrass**
Sorghum halepense

Trumpet creeper*
Campsis radicans

Vaseygrass
Paspalum urvillei

*Suppression at higher rates only.

****Control at the higher rates.**

This product may be tank-mixed with Oust. If tank-mixed, use no more than 1 to 2 pints per acre of Roundup ~~herbicide~~ **this product** with 1 to 2 ounces of Oust per acre.

Use the lower rates of both mixtures to control annual weeds below 6 inches in height (or runner length in annual vines) that are listed in the "Weeds Controlled" section of this booklet and the Oust label. Use the higher rates as annual weeds increase in size and approach the flower or seedhead stages.

Use the higher rates of this product to provide partial control of the following perennial weeds. Use the lower rates for suppression of growth.

Bahiagrass

Paspalum notatum

Bluestem, silver

Andropogon saccharoides

Broomsedge

Andropogon virginicus

Dock, curly

Rumex crispus

Dogfennel

Eupatorium capilliflorum

Fescue, tall

Festuca arundinacea

Johnsongrass*

Sorghum halepense

Poorjoe**

Diodia teres

Trumpet creeper*

Campsis radicans

Vaseygrass

Paspalum urvillei

Vervain, blue

Verbena hastata

*Suppression at higher rates only.

74 of 166
**Control at the higher rates.

Use only on well-established bermudagrass. Bermudagrass injury may result from the treatment but regrowth will occur under moist conditions. Repeat applications in the same season are not recommended, since severe injury may result.

Read and carefully observe the cautionary statements and all other information appearing on the labels of all herbicides used.

**COOL SEASON TURF
GROWTH REGULATION**

When applied as directed, this product will suppress growth and seedhead development of listed turf species in industrial sites.

This product is recommended for management of coarse turfs on roadside rights-of-way or other industrial areas. Do not use on high-quality turfs or other areas where some turf color changes cannot be tolerated. Slight turf discoloration may occur but turf will regreen and regrow under moist conditions as effects of this product wear off.

Apply 4 to 6 fluid ounces of this product per acre alone or in a recommended tank mixture. Spray volumes of 10 to 40 gallons per acre are recommended.

When using this product, mix 2 quarts of a nonionic surfactant per 100 gallons of spray solution.

This product can be used for growth and seedhead suppression of:

**Tall Fescue
Smooth Brome**

For best results, apply this product in a recommended tank mixture to actively growing turfgrasses after greenup in the spring of the year. For suppression of seedheads, applications must be made before boot-to-seedhead stage of development. Applications made from seedhead emergence until maturity may result in turf discoloration or injury.

After mowing or removal of seedheads, this product in a recommended tank mixture may also be used to suppress the growth of certain turfgrasses. Allow turf to recover from stress caused by heat, drought, or mowing before making applications. Applications made to turf under stress may increase the potential for discoloration or injury.

ANNUAL GRASSES

For growth suppression of some annual grasses such as annual ryegrass, wild barley and wild oats, apply 3 to 4 fluid ounces of this product in 10 to 40 gallons of spray solution per acre. Applications should be made when annual grasses are actively growing and before the seedheads are in the boot stage of development. Treatments made after seedhead emergence may cause injury to the desired grasses.

TANK MIXTURES

For the following tank mixtures, consult each product label for weeds controlled and the correct stage of application. Do not treat turf under stress.

Tank mixtures plus 2,4-D Amine

For additional weed control benefits, up to 1 quart 1 pound a.i. per acre of 2,4-D amine may be added to the following tank mixtures. Consult the label for 2,4-D amine for weeds controlled.

TALL FESCUE

MON-35085 plus Telar™

For suppression of tall fescue growth and seedheads, and control or partial control of some annual weeds, apply this tank mixture after greenup and prior to boot-to-seedhead stage of development. Use up to 1/2 ounce of Telar per acre.

This tank mixture can also be applied after mowing or removal of tall fescue seedheads for turf growth suppression. Make only one of the above applications per growing season.

MON-35085 plus Oust™

For suppression of tall fescue growth and seedheads, and control or partial control of some annual weeds, apply this tank mixture after greenup and prior to boot-to-seedhead stage of development. Use up to 1/4 ounce of Oust per acre.

MON-35085 plus Escort™

This tank mixture can be applied after mowing or removal of tall fescue seedheads for turf growth suppression and control or partial control of some annual weeds. Use up to 1/3 ounce of Escort per acre.



76 of 166

SMOOTH BROME

MON-35085 plus Oust

For suppression of smooth brome growth and seedheads and control or partial control of some annual weeds, apply this tank mixture after greenup and prior to boot-to-seedhead stage of development. Use up to 1/4 ounce of Oust per acre.

*Escort and Telar are trademarks of E. I. du Pont de Nemours and Company.

**BAHIAGRASS SEEDHEAD AND
VEGETATIVE SUPPRESSION**

When applied as directed in the indicated noncrop areas (roadsides, airports, golf course roughs, and plant sites), this product will provide significant inhibition of seedhead emergence and will suppress vegetative growth for a period of approximately 45 days with single applications and approximately 120 days with sequential applications.

Apply this product 1 to 2 weeks after full greenup of bahiagrass or after the bahiagrass has been mowed to a uniform height of 3 to 4 inches. Applications must be made prior to seedhead emergence. Apply 6 fluid ounces per acre of this product plus 0.5 to 1 percent nonionic surfactant by total spray volume in 10 to 25 gallons of water per acre.

Sequential applications of this product plus 0.5 to 1 percent nonionic surfactant by total spray volume may be made at approximately 45 day intervals to extend the period of seedhead and vegetative growth suppression. For continued seedhead suppression, sequential applications must be made prior to seedhead emergence. Apply no more than 2 sequential applications per year. As a first sequential application, apply 4 fluid ounces of this product per acre plus nonionic surfactant. A second sequential application of 2 to 4 fluid ounces per acre plus nonionic surfactant may be made approximately 45 days after the last application.

A tank mixture of Roundup ~~this product~~ plus Oust may be applied only on roadsides for seedhead inhibition and vegetative suppression. Apply 6 fluid ounces per acre of this product plus 0.25 ounce per acre of Oust, plus 0.5 to 1 percent nonionic surfactant by total spray volume 1 to 2 weeks following an initial spring mowing. When using Roundup ~~this product~~ plus Oust for suppression of bahiagrass, make only one application per year.

BEST AVAILABLE COPY

17 of 166

CROPPING SYSTEMS

When applied as directed for "Cropping Systems", under the conditions described, this product controls annual and perennial weeds listed on this label, prior to the emergence of direct seeded crops or prior to transplanting of crops listed on this label.

See "General Information" and "Mixing, Additives and Application Instructions" sections of this label for essential product performance information.

See the following "Cropping Systems" sections for specific recommended uses.

EXTREME CARE MUST BE EXERCISED TO AVOID CONTACT OF SPRAY WITH FOLIAGE, GREEN STEMS OR FRUIT OF DESIRABLE CROPS, PLANTS, TREES OR OTHER DESIRABLE VEGETATION SINCE SEVERE DAMAGE OR DESTRUCTION MAY RESULT.

Repeat treatments may be necessary to control weeds regenerating from underground parts or seed. Except as otherwise specified on this label, repeat treatments must be made before the crop emerges in accordance with the instructions of this label.

Except as otherwise specified in a crop section of this label, the combined total of all treatments must not exceed 8 quarts per acre of this product per year.

Do not plant subsequent crops other than those on the label for 30 days following application.

~~For other cropping systems, except following spot treatment in forage grasses and legumes, do not harvest or feed treated crops~~ vegetation for 8 weeks after following application. ~~Allow 14 days following~~ Following spot treatment or selective equipment use, allow 14 days before grazing domestic livestock or harvesting forage grasses and legumes.

~~When applied as directed for "Cropping Systems", under the conditions described, this product controls annual and perennial weeds listed on this label, prior to the emergence of direct seeded crops or prior to transplanting of crops listed on this label.~~

- ALFALFA*
- ARTICHOKE,
- JERUSALEM
- ASPARAGUS*
- ATEMOYA
- BARLEY*
- BEANS (All)
- BEET GREENS

BEST AVAILABLE COPY

BEETS (Red, Sugar)
 BLACKBERRY
 BLUEBERRY
 BOYSENBERRY
 BREADFRUIT
 BROCCOLI
 CABBAGE
 CANTALOUPE
 CARAMBOLA
 CARROT
 CAULIFLOWER
 CELERY
 CHICORY
 CORN (All)*
 COTTON*
 CRANBERRY
 CUCUMBER***
 CURRANT
 DATES
 DEWBERRY
 EGGPLANT***
 ELDERBERRY
 FORAGE GRASSES*
 FORAGE LEGUMES*
 GARLIC***
 GOOSEBERRY
 GOURDS***
 HORSERADISH
 HUCKLEBERRY
 JACOTICABA
 JACKFRUIT
 KALE
 LENTILS
 LETTUCE
 LOGANBERRY
 LONGAN
 LYCHEE
 MELONS***
 MUSTARD GREENS
 OATS*
 OKRA
 OLAI LIEBERRY
 ONION
 PARSNIPS
 PASSION FRUIT
 PEANUTS
 PEAS (All)
 PEPPER***
 PERSIMMONS
 PINEAPPLE****
 POTATO (Irish, Sweet)
 PUMPKIN***
 RADISH
 RASPBERRY (Black, Red)

- RICE**
- RUTABAGA
- SAPODILLA
- SAPOTE (Black, Mamey, White)
- SORGHUM (Milo)*
- SOURSOP
- SOYBEANS*
- SPINACH
- SQUASH*** (Summer, Winter)
- SUGAR APPLE
- TAMARIND
- TOMATOLO***
- TOMATOES****†
- TURNIPS
- WATERMELON***
- WATERCRESS***
- WHEAT*
- YAMS

* Spot treatments may be applied in these crops.

** Do not treat rice fields or levees when the fields contain flood water.

*** Apply only prior to planting. Allow at least 3 days between application and planting.

****Do not feed or graze treated pineapple forage following application.

† Use is restricted to direct seeded crops only.

When transplanting ~~applying~~ this product prior to transplanting crops into plastic mulch, care must be taken to remove residues of this product from the plastic prior to transplanting. Residues can be removed by 1/2 inch natural rainfall or by applying water via a sprinkler irrigation system.

NOTE: This product is not registered in California for use on atemoya, breadfruit, canistel, carambola, jaboticaba, jackfruit, longan, lychee, parsnips, passion fruit, sapodilla, sapote, sugar apples, tamarind, and yams and parsnips.

Spot Treatment (Only those crops with ""*"" can be spot treated.)—Applications in growing crops must be made prior to heading of small grains and milo, initial pod set in soybeans, silking of corn, or boll opening on cotton.

For forage grasses and forage legumes see "Spot Treatment" in the "Pastures" section of "Cropping Systems" in this label.



For dilution and rates of application using boom or hand-held equipment, see "Mixing, Additives and Application Instructions" and "Weeds Controlled" sections of this label.

NOTE: FOR FORAGE GRASSES AND FORAGE LEGUMES, NO MORE THAN ONE-TENTH OF ANY ACRE SHOULD BE TREATED AT ONE TIME. FOR ALL OTHER CROPS, DO NOT TREAT MORE THAN 10 PERCENT OF THE TOTAL FIELD AREA TO BE HARVESTED.

THE CROP RECEIVING SPRAY IN TREATED AREA WILL BE KILLED. TAKE CARE TO AVOID DRIFT OR SPRAY OUTSIDE TARGET AREA FOR THE SAME REASON.

Selective Equipment—This product may be applied through recirculating sprayers, shielded applicators, or wiper applicators in cotton and soybeans. Shielded and wiper applicators may also be used in tree crops and grapes. Wiper applicators may be used in rutabagas, forage grasses and forage legumes, including pasture sites and grain sorghum (milo).

See the "Selective Equipment" part of the "Application Equipment and Techniques" section of this label for information on proper use and calibration of this equipment.

Allow at least the following time intervals between application and harvest:

Cotton, Soybeans	7 days
Apples, Atemoya, Avocado, Breadfruit, Canistel, Careambola, Cherry, Citrus, Grapes, Dates, Jaboticaba, Jackfruit, Longan, Lychee, Passion Fruit Pear, Persimmons, Rutabagas, Sapodilla, Sapote, Soursop, Sugar Apple, Tamarind	14 days
Stone Fruit	17 days
Nut Crops	21 days
Sorghum (milo)*	40 days

* Do not use roller applicators. Do not feed or graze treated milo fodder. Do not ensile treated vegetation.

ASPARAGUS

When applied as directed for "Cropping Systems", under the conditions described, this product controls weeds listed on this label in asparagus.

For specific rates of applications and instructions for control of various annual and perennial weeds, see the "Weeds Controlled" section of this label.

Prior to Crop Emergence—Apply this product prior to crop emergence for the control of emerged labeled annual and perennial weeds. DO NOT APPLY WITHIN A WEEK BEFORE THE FIRST SPEARS EMERGE.



8/10/66

Spot Treatment—Apply this product immediately after cutting, but prior to the emergence of new spears. Do not treat more than 10 percent of the total field area to be harvested. Do not harvest within 5 days of treatment.

Postharvest—Apply this product after the last harvest and all spears have been removed. If spears are allowed to regrow, delay application until ferns have developed. Delayed treatments should be applied as directed or shielded spray in order to avoid contact of the spray with ferns, stems or spears. Direct contact of the spray with the asparagus may result in serious crop injury.

NOTE: Select and use recommended types of spray equipment for postemergence postharvest applications. A directed spray is any application where the spray pattern is aligned in such a way as to avoid direct contact of the spray with the crop. A shielded spray is any application where a physical barrier is positioned and maintained between the spray and the crop to prevent contact of spray with the crop.

BERRIES AND SMALL FRUITS

For cranberries, apply after fruit set and no later than 30 days before harvest.

For other berries, apply as a preplant broadcast application, or as a directed spray or wiper application post-planting.

Wiper applicators may be used in cranberries in accordance with instructions in this section.

See "General Information" and "Mixing, Additives and Application Instructions" sections of this label for essential product performance information.

See the "Selective Equipment" part of the "Application Equipment and Techniques" section of this label for information on recommended use and calibration of this equipment.

For Wick or other Wiper Applicators—Mix 1 gallon of this product in 4 gallons of water to prepare a 20 percent solution. Apply the solution to emerged weeds. Apply after cranberry fruit set and no later than 30 days before harvest.

In severe infestations, reduce equipment ground speed to ensure that adequate amounts of this product are wiped on the weeds. A second treatment in the opposite direction may be beneficial.

Do not permit herbicide solution to contact desirable vegetation, including green shoots, canes, or foliage.

FALLOW AND REDUCED

82 of 166

TILLAGE SYSTEMS

FOR AERIAL APPLICATION IN CALIFORNIA, REFER TO SUPPLEMENTAL LABEL.

Use this product in fallow and reduced tillage systems for control of annual weeds prior to emergence of crops listed in this label. Refer to the 'Weeds Controlled' section of this label for specific rates and instructions. This product may be applied using ground or aerial spray equipment. See the 'Application Equipment and Techniques' section of this label for instructions.

TANK MIXTURES

- **MON-35085 plus BANVEL plus NONIONIC SURFACTANT** ■
- **MON-35085 plus 2,4-D AMINE plus NONIONIC SURFACTANT** ■
- **MON-35085 plus GOAL™ plus NONIONIC SURFACTANT** ■

DO NOT APPLY BANVEL, OR 2,4-D AMINE TANK MIXTURES BY AIR IN CALIFORNIA.

Applications of 2,4-D or Banvel must be made at least 7 days prior to planting corn. Applications of 2,4-D must be made at least 30 days prior to planting soybeans.

The additions of Banvel in a mixture with this product may provide short-term residual control of selected weed species. Some crop injury may occur if Banvel is applied within 45 days of planting. Refer to the Banvel and 2,4-D labels for cropping restrictions and other use instructions.

MON-35085 plus Goal Tank Mixtures

This product alone or in tank mixtures with Goal plus 0.5 to 1 percent nonionic surfactant by total spray volume will provide control of those weeds listed below.

Make applications when weeds are actively growing and at the recommended stages of growth. Avoid spraying when weeds are subject to moisture stress, when dust is on the foliage or when straw canopy covers the weeds.

MON-35085 12 fluid oz/acre

Wheat	18"*
Barley	12"

BEST AVAILABLE COPY
(2/5/91)

Bluegrass, annual 6"
 Barnyardgrass 6"
 Rye 6"

MON-35085 16 fluid oz/acre

Annual grasses at left plus:

Ryegrass, annual 6"
 Chickweed 6"
 Groundsel 6"
 Maretail 6"
 Rocket, London 6"
 Shepherdspurse 6"
 Crabgrass 12"
 Johnsongrass, seedling 12"
 Lambsquarters 12"
 Oats, wild 12"
 Pigweed, redroot 12"
 Mustards 12"

MON-35085 12 fluid oz/acre
 +
GOAL** 2 to 4 fluid oz/acre

Annual grasses above plus:

Cheeseweed, common 3"
 Chickweed 3"
 Groundsel 3"
 Rocket, London 6"
 Shepherdspurse 6"

MON-35085 16 fluid oz/acre
 +
GOAL** 2 to 4 fluid oz/acre

Annual weeds above plus:

Cheeseweed, common 6"
 Groundsel 6"
 Chickweed 12"
 Rocket, London 12"
 Shepherdspurse 12"

* Maximum height or length in inches.
 ** Use the higher rate when weeds approach maximum recommended height or stands are dense.

These recommended tank mixtures may be applied using ground or aerial spray equipment. Refer to the "Weeds Controlled" section of this label for specific rates and instructions.

"Goal is a trademark of Rohm and Haas Company.

ECOFARMING SYSTEMS

010710
The recommendations made in this section are not registered for use in California.

The Ecofarming System consists of the following rotation: winter wheat, corn/sorghum, ecofallow.

Use the following tank mixtures for control of emerged annual weeds before planting corn or sorghum in the Ecofarming System.

MON-35085 at 16 to 20 fluid ounces per acre
plus
2,4-D at 0.375 to 0.5 pound a.i. per acre
plus
ATRAZINE at 0.75 to 1 pound a.i. per acre
plus
LASSO® at 2.5 to 3 quarts per acre

The above tank mixture should be applied in 28-0-0 or 32-0-0 liquid fertilizer carrier at 20 to 30 gallons per acre. The liquid fertilizer may be diluted with water to achieve the desired carrier volume.

WEEDS CONTROLLED - The following weeds, up to a maximum height of 4 inches, will be controlled:

Brome, downy
Bromus tectorum

Cheat
Bromus secalinus

Foxtail, green
Setaria viridis

Foxtail, yellow
Setaria lutescens

Kochia*
Kochia scoparia

Lettuce, prickly
Lactuca serriola

Pigweed, redroot
Amaranthus retroflexus

Thistle, Russian
Salsola kali

Wheat, volunteer
Triticum aestivum

*For improved control of kochia, add 4 fluid ounces per acre (0.125 pound a.i. per acre) of Banvel to the above tank mixture.

Risk of crop injury from 2,4-D or Banvel can be reduced by applying this treatment 7 to 14 days before planting.

Refer to the label booklet for Lasso herbicide for preemergence weed control achieved by this tank mixture.

Refer to the specific product labels for crop rotation restrictions and cautionary statements for all products used in these tank mixtures.

©Lasso is a registered trademark of Monsanto Company.

AID TO TILLAGE

This product, when used in conjunction with preplant tillage practices, will provide control of downy brome, cheat, volunteer wheat, tansy mustard and foxtail. Apply 8 fluid ounces of this product plus 0.5 to 1 percent nonionic surfactant by total spray volume in 3 to 10 gallons of water per acre. Make applications when weeds are actively growing and before they are 6 inches in height. Application must be followed by conventional tillage practices no later than 15 days after treatment and before regrowth occurs. Allow at least 1 day after application before tillage. Tank mixtures with residual herbicides may result in reduced performance.

PASTURES

Apply this product prior to planting forage grasses and legumes.

Pasture or Hay Crop Renovation—When applied as a broadcast spray, this product controls the annual and perennial weeds listed in this label prior to planting forage grasses or legumes. Remove domestic livestock before application and wait 8 weeks after application before grazing or harvesting.

Spot Treatment—When applied as a spot treatment as recommended, this product controls annual and perennial weeds listed in this label which are growing in pastures, forage grasses and forage legumes composed of bahiagrass, bermudagrass, bluegrass, brome, fescue, orchardgrass, ryegrass, timothy, wheatgrass, alfalfa or clover.

Wiper Application—When applied as directed, this product controls or suppresses the weeds listed under "Wiper Applicators" in the "Selective Equipment" section of this label.

For spot treatment and wiper application, apply in areas where the movement of domestic livestock can be controlled. No more than one-tenth of any acre should be treated at one time. Further applications may be made in the same area at 30 day

86 of 166
intervals. Remove domestic livestock before application and wait 14 days after application before grazing livestock or harvesting.

SUGARCANE

When applied as directed for "Cropping Systems", under the conditions described, this product controls those emerged annual and perennial weeds listed on this label growing in or around sugarcane or in fields to be planted to sugarcane. This product will also control undesirable sugarcane.

NOTE: Where repeat treatments are necessary, do not exceed a total of 10.6 quarts of this product per acre per year. Do not apply to vegetation in or around ditches, canals or ponds containing water to be used for irrigation.

) **Broadcast Treatment**—Apply this product in 10 to 40 gallons of water per acre on emerged weeds growing in fields to be planted to sugarcane.

For specific rates of application and instructions for control of various annual and perennial weeds, see the "Weeds Controlled" section of this label.

For removal of last stubble or ratoon cane, apply 4 to 5 quarts of this product in 10 to 40 gallons of water per acre to new growth having at least 7 or more new leaves. Allow 7 or more days after application before tillage.

) **Spot Treatment in or Around Sugarcane Fields**—For dilution and rates of application using hand-held equipment, see "Mixing, Additives and Application Instructions" and "Weeds Controlled" sections of this label.

For control of volunteer or diseased sugarcane, make a 1 percent solution of this product in water and spray to wet the foliage of vegetation to be controlled.

NOTE: When spraying volunteer or diseased sugarcane, the plants should have at least 7 new leaves.

Avoid spray contact with healthy cane plants since severe damage or destruction may result.

Do not feed or graze treated sugarcane forage following application.

~~MINIMUM TILLAGE SYSTEMS~~
~~Tank Mixtures~~
~~CORN AND SOYBEANS~~

~~When applied as recommended under the conditions described, these tank mixtures control many emerged weeds, and give preemergence control of many annual weeds when corn or soybeans will be planted directly into a cover crop, established sod, or in previous crop residues.~~

~~Refer to specific product labels for crop rotation restrictions and cautionary statements of all products used in these tank mixtures. For mixing instructions, see the 'Mixing, Additives and Application Instructions' section of this label.~~

CORN

- ~~● ROUNDUP® plus LASSO® ●~~
- ~~● ROUNDUP plus LASSO plus ATRAZINE ●~~
- ~~● ROUNDUP plus LASSO plus BLADEX™ ●~~
- ~~● ROUNDUP plus LASSO plus SIMAZINE ●~~
- ~~● ROUNDUP plus ATRAZINE plus SIMAZINE ●~~

SOYBEANS

- ~~● ROUNDUP® plus LASSO® ●~~
- ~~● ROUNDUP plus LASSO plus LOROX/LINURON ●~~
- ~~● ROUNDUP plus LASSO plus LEXONE™ ●~~
- ~~● ROUNDUP plus LASSO plus SENCOR™ ●~~

~~Apply these tank mixtures in 10 to 40 gallons of water per acre after planting or during planting in such manner that the planter does not disturb the treated soil. Do not apply these mixtures after crop emergence.~~

~~REDUCED CONTROL MAY RESULT IF THIS PRODUCT IS USED IN TANK MIXTURES CONTAINING FLUID FERTILIZERS.~~

CONTROL OF EMERGED WEEDS

~~Annual Weeds Apply to actively growing grasses and broadleaf weeds. Use 1 quart of this product per acre in these tank mixtures if weeds are less than 6 inches tall. If weeds are over 6 inches tall, apply 1.5 quarts of this product per acre. For emerged annual weeds controlled, see the 'Weeds Controlled' section of this label.~~

~~Perennial Weeds At normal application rates in minimum tillage systems, perennial weeds may not be at the proper stage of growth~~



for control. See the ~~'General Information'~~ section of this label for the proper stage of growth for perennial weeds.

Use of 2 to 4 quarts of this product per acre in these tank mixtures, under these conditions provides top kill and reduces competition from many emerged perennial grass and broadleaf weeds. For emerged perennial weeds controlled, see the ~~'Weeds Controlled'~~ section of this label.

To obtain the desired stage of growth, it may be necessary to apply this product alone in the late summer or fall and then follow with a label approved, seedling weed control program at planting.

NOTE: When using these tank mixtures, do not exceed 4 quarts of this product per acre.

USE OF THESE TANK MIXTURES FOR BERMUDAGRASS OR JOHNSONGRASS CONTROL IN MINIMUM TILLAGE SYSTEMS IS NOT RECOMMENDED. For bermudagrass control, follow the instructions under ~~'Control of Perennial Weeds'~~ section of this label and then use a label approved, seedling weed control program in a minimum tillage or conventional tillage system. For Johnsongrass control, follow the instructions under ~~'Control of Perennial Weeds'~~ section of this label, and then use a label approved seedling weed control program with conventional tillage.

The following are labeled ranges for the recommended preemergence herbicides:

RATES/ACRE		
PRODUCT	(QUARTS)	(POUNDS)
Lasso	2 to 4	•
Atrazine 4L	1 to 2	•
Atrazine 80WP	•	1.25 to 2.3
Atrazine 90DF	•	1.1 to 2
Bladex 4L	1 to 2.2	•
Bladex 90DF	•	0.7 to 3.3
Simazine 4L	1 to 2.2	•
Simazine 80WP	•	1.25 to 2.75
Linuron 4L	0.5 to 1.5	•
Lorex DF	•	0.75 to 1
Lexone 4L or Sencor 4F	0.25 to 0.75	•
Lexone or Sencor 75DF	•	0.33 to 1

Read and carefully observe the label claims, cautionary statements, rates and all other information on the labels of all products. Use

0108100
~~according to the most restrictive label directions for each product in the mixture.~~

~~®Lasso is a registered trademark of Monsanto Company.~~

~~™Bladex and ™Lexone are trademarks of E. I. du Pont de Nemours and Company.~~

~~™Sencor is a trademark of the parent company of Farbenfabriken Bayer GmbH, Leverkusen.~~

~~PREHARVEST APPLICATIONS~~

~~When applied as directed under the conditions described, this product controls annual and perennial weeds listed on this label prior to the harvest of COTTON.~~

~~Weed Control For specific rates of application and instructions for control of various annual and perennial weeds, see the "Weeds Controlled" section of this label.~~

~~Broadcast Applications This product may be applied using either aerial or ground spray equipment. For ground applications with broadcast equipment, apply this product in 10 to 40 gallons of water per acre. For aerial applications, apply this product in 3 to 15 gallons of water per acre.~~

~~To control Johnsongrass using multiple nozzle directed spray equipment, apply 1 quart of this product plus 0.5 to 1 percent nonionic surfactant by total spray volume in 10 to 20 gallons of water per acre. Ensure complete coverage.~~

~~For partial control of field bindweed, apply one quart of this product plus 0.5 to 1 percent nonionic surfactant by total spray volume in 3 to 40 gallons of water per acre. Apply when bindweed is actively growing and 12 inches or greater in length. Reduced performance may result if bindweed is under drought stress.~~

~~Tank Mixtures~~

~~Roundup® plus Def™ 6~~

~~Roundup plus Folex™~~

BEST AVAILABLE COPY

~~When applied as recommended under the conditions described, these tank mixtures control annual and perennial weeds listed on this label prior to the harvest of cotton. For application guidelines, precautions and defoliant rates, refer to the supplemental label for cotton harvest aid.~~

~~Timing of Application Apply this product or these tank mixtures for preharvest weed control after 60 percent of the cotton bolls have opened.~~

~~NOTE: DO NOT APPLY TO CROPS GROWN FOR SEED. Allow a minimum of 7 days between application and harvest.~~

~~Do not feed or graze treated cottonseed forage or hay following preharvest applications.~~

~~"Def is a trademark of Mobay Chemical Corporation.~~

~~"Folex is a trademark of Rhone-Poulenc, Inc.~~

**CONSERVATION TILLAGE, MINIMUM TILLAGE AND NO-TILL SYSTEMS
CORN AND SOYBEANS
Tank Mixtures**

The recommendations made in this section are not registered for use in California.

When applied as recommended under the conditions described, the tank mixtures listed in this section control many emerged weeds, and give preemergence control of many annual weeds where corn or soybeans will be planted directly into a cover crop, established sod, or in previous crop residues.

Refer to specific product labels for crop rotation restrictions and cautionary statements of all products used in these tank mixtures. For mixing instructions, see the "Mixing, Additives and Application Instructions" section of this label.

Apply these tank mixtures in 10 to 20 gallons of water or 10 to 60 gallons of nitrogen solution per acre before, during or after planting. Do not apply these mixtures after crop emergence.

When tank mixing with residual herbicides, add an agriculturally approved nonionic surfactant at 0.5 to 1 percent by volume of spray solution. The addition of 1 to 2 percent dry ammonium sulfate by weight may increase the performance of this product.

NOTE: When using these tank mixtures, do not exceed 4 quarts of this product per acre.

CORN

For residual control, this product may be tank-mixed with the following herbicides or combination of herbicides:

- | | |
|-----------------|-------------------|
| LASSO®/ALACHLOR | ATRAZINE |
| LARIAT® | BLADEX™/CYANAZINE |
| BULLET® | SIMAZINE |
| DUAL™ | PROWL™ |
| BICEP™ | |

7/2/66

For improved burndown, this product may be tank-mixed with 2,4-D or dicamba. Applications of 2,4-D or dicamba must be made at least 7 days prior to planting corn. See the "Weeds Controlled" section for specific rate information.

SOYBEANS

For residual control, this product may be tank-mixed with the following herbicides or combination of herbicides:

CANOPI™	LOROX™ PLUS
COMMAND™	PREVIEW™
DUAL™	PROWL™
GEMINI™	TURBO™
LASSO®/ALACHLOR	SCEPTER™
LEXONE™	SENCOR™
LINURON	SQUADRON™

For improved burndown, this product may be tank-mixed with the following herbicides:

- 2,4-DB
- 2,4-D*

* Applications of 2,4-D must be made at least 30 days prior to planting soybeans. See the "Weeds Controlled" section for specific rate information.

CORN AND SOYBEANS

Annual Weeds--For difficult-to-control weeds such as fall panicum, barnyardgrass, crabgrass, shattercane and broadleaf signalgrass up to 2 inches tall, and Pennsylvania smartweed up to 6 inches tall, apply this product at 2 pints per acre in these tank mixtures. For other labeled annual weeds, apply 1 to 1.5 pints of this product per acre when weeds are less than 6 inches tall, and 2 to 3 pints when weeds are over 6 inches tall. For a complete list of annual weeds controlled, see the "Weeds Controlled" section of this label.

Perennial Weeds--At normal application times in minimum tillage systems, perennial weeds may not be at the proper stage of growth for control. See the "Weeds Controlled" section of this label for the proper stage of growth for perennial weeds.

Use of 2 to 4 quarts of this product per acre in the tank mixtures mentioned above, under these conditions provides top kill and reduces competition from many emerged perennial grass and broadleaf weeds. For emerged perennial weeds controlled, see the "Weeds Controlled" section of this label.

To obtain the desired stage of growth, it may be necessary to apply this product alone in the late summer or fall and then follow with a label-approved, seedling weed control program at planting.

12/16/66

USE OF THESE TANK MIXTURES FOR BERMUDAGRASS OR JOHNSONGRASS CONTROL IN MINIMUM TILLAGE SYSTEMS IS NOT RECOMMENDED. For bermudagrass control, follow the instructions under "Control of Perennial Weeds" section of this label and then use a label-approved, seedling weed-control program in a minimum tillage or conventional tillage system. For johnsongrass control, follow instructions under "Control of Perennial Weeds" section of this label, and then use a label-approved seedling weed-control program with conventional tillage.

®Bullet, Lasso, and Lariat are registered trademarks of Monsanto Company.

™Canopy, Bladex, Gemini, Lexone, Lorox Plus and Praxiv are trademarks of E.I. duPont de Nemours and Company.

™Dual is a trademark of Ciba-Geigy Corporation.

™Sencor and Turbo are trademarks of Bayer AG.

™Prowl, Scepter and Squadron are trademarks of American Cyanamid Company.

™Command is a trademark of FMC Corporation.

PREHARVEST APPLICATIONS

COTTON

When applied as directed under the conditions described, this product controls annual and perennial weeds listed on this label prior to the harvest of cotton.

Broadcast Applications--This product may be applied using either aerial or ground spray equipment. For ground applications with broadcast equipment, apply this product in 10 to 20 gallons of water per acre. For aerial applications, apply this product in 3 to 10 gallons of water per acre.

FOR AERIAL APPLICATIONS, REFER TO THE "APPLICATION EQUIPMENT AND TECHNIQUES" AND "AERIAL EQUIPMENT" SECTIONS OF THIS LABEL.

FOR AERIAL APPLICATIONS IN CALIFORNIA, REFER TO THE FEDERAL SUPPLEMENTAL LABEL FOR AERIAL APPLICATIONS IN THAT STATE FOR SPECIFIC INSTRUCTIONS, RESTRICTIONS AND REQUIREMENTS.

DO NOT EXCEED A MAXIMUM RATE OF 1 QUART PER ACRE OF THIS PRODUCT WHEN MAKING APPLICATIONS BY AIR.

Weed Control--For specific rates of application and instructions for control of various annual and perennial weeds for this product used alone or in the following tank mixtures, see the "Weeds Controlled" section of this label.

75 1100

To control johnsongrass using multiple-directed or broadcast over-the-top spray equipment, apply 1 quart of this product plus 0.5 to 1 percent nonionic surfactant by total spray volume in 10 to 20 gallons of water per acre. Ensure complete coverage.

For partial control of field bindweed, apply 1 quart of this product plus 0.5 to 1 percent nonionic surfactant by total spray volume in 3 to 20 gallons of water per acre. Apply when bindweed is actively growing and 12 inches or greater in length. Reduced performance may result if bindweed is under drought stress.

TANK MIXTURES

MON-35085 plus Def[®] 6

MON-35085 plus Folex[™]

MON-35085 plus Prep[™]

MON-35085 plus Prep plus Def 6 or Folex

When applied as recommended under the conditions described, these tank mixtures control annual and perennial weeds listed on this label prior to the harvest of cotton. For application guidelines, precautions and use-rates, refer to the Def, Folex and Prep labels.

This product when tank mixed with DEF 6 or Folex defoliants may provide enhancement of cotton leaf drop and regrowth inhibition.

Timing of Application--Apply this product or these tank mixtures for preharvest weed control after 60 percent of the cotton bolls have opened.

NOTE: DO NOT APPLY TO CROPS GROWN FOR SEED. Allow a minimum of 7 days between application and harvest. Do not feed or graze treated cotton forage or hay following preharvest applications.

[®]Def is a trademark of Mobay Chemical Company.

[™]Folex and Prep are trademarks of Rhone-Poulenc, Inc.

TREE AND VINE CROPS

~~This product is recommended for weed control in established groves, vineyards, or orchards, or for site preparation prior to transplanting crops listed in this section. Applications may be made with boom equipment, CDA, shielded sprayers, hand held and high volume wands, lances, or orchard guns, or with wiper applicator equipment, except as directed in this section. See the "Application Equipment and Techniques" section of this label for specific information on use of equipment.~~

~~When applying this product, refer to the "Weeds Controlled" section of this label for recommended rates to be used.~~

74 of 166

NOTE

~~Repeat treatments may be necessary to control weeds originating from underground parts of untreated weeds or from seeds. This product does not provide residual weed control. For subsequent weed control, follow a program using residual herbicides or use repeated applications of this product. Do not apply more than 10.6 quarts of this product per acre per year.~~

~~EXTREME CARE MUST BE EXERCISED TO AVOID CONTACT OF HERBICIDE SOLUTION, SPRAY, DRIFT, OR MIST WITH FOLIAGE OR GREEN BARK OF TRUNK, BRANCHES, SUCKERS, FRUIT, OR OTHER PARTS OF TREES OR VINES. CONTACT OF THIS PRODUCT WITH OTHER THAN MATURED BROWN BARK CAN RESULT IN SERIOUS CROP DAMAGE.~~

~~AVOID PAINTING OUT STUMPS WITH THIS PRODUCT AS INJURY RESULTING FROM ROOT GRAFTING MAY OCCUR IN ADJACENT TREES.~~

~~Reduced control may result when applications are made to annual or perennial weeds that have been mowed, grazed or cut and have not been allowed to regrow to the recommended stage for treatment.~~

~~For specific rates of applications and instructions, see the "Weeds Controlled" section of this label.~~

~~TANK MIXTURES
TREE AND VINE CROPS~~

~~When applied as a tank mixture, this product provides control of the emerged annual weeds and partial control of the emerged perennial weeds listed in this label. The following residual herbicides will provide preemergence control of those weeds listed in the individual product labels.~~

- ~~ROUNDUP® plus GOAL™ 1.6B~~
- ~~ROUNDUP plus KARNEX™ DF~~
- ~~ROUNDUP plus KROVAR™ I~~
- ~~ROUNDUP plus KROVAR™ II~~
- ~~ROUNDUP plus SIMAZINE,
PRINCEP CALIBER™ 90~~
- ~~ROUNDUP plus SIMAZINE 4L~~
- ~~ROUNDUP plus SIMAZINE 60W~~
- ~~ROUNDUP plus SOLICAM™ 60DF~~
- ~~ROUNDUP plus SURFLAN™ AS~~

- ~~● ROUNDUP plus SURFLAN 75W ●~~
- ~~● ROUNDUP plus SIMAZINE
(80W, or 4L, or PRINCEP CALIBER 90)
plus SURFLAN (AS or 75W) ●~~
- ~~● ROUNDUP plus GOAL (1.6E)
plus SURFLAN (AS or 75W) ●~~
- ~~● ROUNDUP plus GOAL (1.6E)
plus SIMAZINE
(80W, or 4L, or PRINCEP CALIBER 90)* ●~~
- ~~● ROUNDUP plus GOAL (1.6E)
plus SURFLAN (AS or 75W)
plus simazine (80W, 4L,
or PRINCEP Caliber 90) ●~~

~~*See the Roundup plus Goal plus simazine tank mixture section below for specific use instructions.~~

~~When tank mixing with residual herbicides, add an agriculturally approved nonionic surfactant.~~

~~Do not apply these tank mixtures in Puerto Rico.~~

~~CONTROL OF EMERGED WEEDS~~

~~Annual Weeds Apply 1 quart per acre of this product in these tank mixtures, when weeds are less than 12 inches tall. For weeds greater than 12 inches tall, apply 1.5 quarts per acre.~~

~~Perennial Weeds For partial control of perennial weeds using these tank mixtures, apply 2 to 5 quarts per acre of this product. Follow the recommendations in the "Weeds Controlled" section of this label for stage of growth and rate of application for specific perennial weeds.~~

~~PREEMERGENCE WEED CONTROL~~

~~The following are the labeled rates for the recommended residual herbicides:~~

PRODUCT	RATE/ACRE
Goal 1.6E	1.25 to 5 qts.
Karmex DF	2 to 8 lbs.
Krovar I	2 to 8 lbs.
Krovar II	2 to 8 lbs.
Simazine, Princep Caliber 90	1.1 to 10.6 lbs.
Simazine, 80W	1 1/4 to 12 lbs.
Simazine 4L	2 to 9.6 qts.
Sollicam 80DF	2 1/4 to 5 lbs.

~~Surflan AS 2 to 4 qts.~~
~~Surflan 75W 2 2/3 to 5 1/3 lbs.~~

~~NOTE: These residual herbicides may provide post-emergence activity on certain annual weed species.~~

~~Refer to the individual product labels for specific crops, rates, geographical restrictions and precautionary statements.~~

~~Read and carefully observe the label claims, cautionary statements, rates and all other information on the labels of all products.~~

~~For specific rates of application and instructions see the "Weeds Controlled" section of this label.~~

~~ROUNDUP® plus GOAL~~

~~Roundup alone and Roundup plus Goal tank mixtures will control or suppress annual weeds listed below.~~

~~Apply the recommended rates of Roundup or Roundup plus Goal tank mixtures plus 0.5 to 1 percent nonionic surfactant by spray volume in 3 to 10 gallons of water per acre. Apply when weeds are actively growing and less than 6 inches in height. If weeds are under drought stress, irrigate prior to application.~~

~~RECOMMENDED RATES AND WEEDS CONTROLLED~~

~~C = Control S = Suppression~~

WEEDS SPECIES	Roundup rate (fl oz/acre)		Roundup+Goal (fl oz/acre)	
	8	12	16	12 + 4 to 16
Bluegrass, annual	C	C	C	C
Barley	C	C	C	C
Cheeseweed, common (3")	S	S	S	C
Rocket, London	S	S	C	C
Shepherdspurse	S	S	C	C
Chickweed	S	C	C	C
Fleabane, flaxleaf	S	C	C	C
Red Maids	S	C	C	C
16 + 4 to 16				
Barnyardgrass	S	C	C	C
Cheeseweed, common (3-6")	S	S	S	C
Crabgrass	S	S	C	C
Groundsel, common	S	S	C	C



Junglerice	S	S	C	C
Lambsquarters	S	S	C	C
Marestail	S	S	C	C
Pigweed, redroot	S	S	C	C
Ryegrass, common	S	S	C	C
Sowthistle, annual	S	S	C	C
Purslane, common	S	S	C	C
Nettle, stinging	S	S	C	C
Pilaree	S	S	S	S

~~ROUNDUP® plus GOAL plus SIMAZINE~~

~~(California only)~~

~~Roundup may be tank mixed with Goal plus simazine for broad-spectrum postemergence and preemergence control. Refer to the following table for approved crops and rate ranges for each product in this tank mix. Refer to the individual product labels for weeds controlled, geographical restrictions, precautionary statements and specific use rates.~~

~~RATE RANGES*~~

CROP	ROUNDUP®	GOAL	SIMAZINE	
	(quarts)	1.6E	80W**	(pounds)
Grapes	1 to 1.5	1.25 to 5	2.5 to 5	
Almond	1 to 1.5	1.25 to 5	1.25 to 2.5	

~~Use equivalent rate of Princep Caliber 90 or simazine 4L.~~

~~*Rate dependent on weeds present.~~

~~**Rate dependent on soil type and weeds present.~~

~~ROUNDUP® plus GOAL plus SIMAZINE/SURFLAN~~

~~This product plus Goal, applied alone or as a three way or four way with simazine and/or Surflan, will provide postemergence control of those weeds listed below when applied as recommended.~~

~~Refer to individual product labels for preemergence rates, weeds controlled, precautionary statements and other important information.~~

98 of 166

Apply these tank mixtures in 3 to 40 gallons of water. Add 0.5 to 1 percent nonionic surfactant by total spray volume to the spray solution.

WEEDS CONTROLLED


Weed Species	Maximum Height (inches)	Roundup®	Goal (quarts/acre)
Barley, —wild	4	0.5 to 1	0.5 to 5
Bluegrass, —annual	4	0.5 to 1	0.5 to 5
Cheeseweed, —common	4	0.5 to 1	0.5 to 5
Chickweed, —common	4	0.5 to 1	0.5 to 5
Flaxleaf, —fleabane	4	0.5 to 1	0.5 to 5
Groundsel, —common	4	0.5 to 1	0.5 to 5
Marestail	4	0.5 to 1	0.5 to 5
Pineappleweed	4	0.5 to 1	0.5 to 5
Rocket, London	4	0.5 to 1	0.5 to 5
Shepherdspurse	4	0.5 to 1	0.5 to 5
Sewthistle, —annual	4	0.5 to 1	0.5 to 5
Cheeseweed, —common	12	1 to 1.5	1 to 5
Nettle, —stinging	12	1 to 1.5	1 to 5
Filaree	12	1 to 1.5	1 to 5

®Solicam is a trademark of Sandoz, Inc.

TREE AND VINE CROPS

This product is recommended for weed control in established groves, vineyards, or orchards, or for site preparation prior to transplanting crops listed in this section. Applications may be made with boom equipment, CDA, shielded sprayers, hand-held and high-volume wands, lances, or orchard guns, or with wiper applicator equipment, except as directed in this section. See the "Application Equipment and Techniques" section of this label for specific information on use of equipment.

When applying this product, refer to the "Weeds Controlled" section of this label and to specific recommendations in this section for rates to be used.



NOTE

Repeat treatments may be necessary to control weeds originating from underground parts of untreated weeds or from seeds. This product does not provide residual weed control. For subsequent weed control, use repeated applications of this product. Do not apply more than 10.6 quarts of this product per acre per year.

EXTREME CARE MUST BE EXERCISED TO AVOID CONTACT OF HERBICIDE SOLUTION, SPRAY, DRIFT, OR MIST WITH FOLIAGE OR GREEN BARK OF TRUNK, BRANCHES, SUCKERS, FRUIT, OR OTHER PARTS OF TREES OR VINES. CONTACT OF THIS PRODUCT WITH OTHER THAN MATURED BROWN BARK CAN RESULT IN SERIOUS CROP DAMAGE.

AVOID PAINTING OUT STUMPS WITH THIS PRODUCT AS INJURY RESULTING FROM ROOT GRAFTING MAY OCCUR IN ADJACENT TREES.

Reduced control may result when applications are made to annual or perennial weeds that have been mowed, grazed or cut and have not been allowed to regrow to the recommended stage for treatment.

For specific rates of applications and instructions, see the "Weeds Controlled" section of this label, and to specific recommendations which follow.

MIDDLES MANAGEMENT

FOR ANNUAL WEEDS IN MIDDLES BETWEEN ROWS OF TREE AND VINE CROPS

For citrus crops treat uniformly between trees.

- MON-35085
- MON-35085 plus GOAL

This product alone or in mixtures with Goal will control or suppress the annual weeds listed below.

Apply the recommended rates of this product, either alone or in mixtures with Goal, plus 0.5 to 1 percent nonionic surfactant by spray volume in 3 to 10 gallons of water per acre. Apply when weeds are actively growing and less than 6 inches in height or diameter. If weeds are under drought stress, irrigate prior to application. Reduced control may occur if weeds have been mowed prior to application. Up to 48 fluid ounces per acre of this product may be used to control weeds which have been mowed, are stressed, or are growing in dense populations.

	MAXIMUM	RATE PER ACRE
--	---------	---------------



10.0 of 166

WEED SPECIES	HEIGHT/DIAMETER (INCHES)	MON-35085 (FLUID OUNCES)	GOAL (FLUID OUNCES)
--------------	-----------------------------	-----------------------------	------------------------

Barley <i>Hordeum vulgare</i>	6	8	--
Bluegrass, annual <i>Poa annua</i>			

Barnyardgrass <i>Echinochloa crus-galli</i>	6	12	--
Chickweed, common <i>Stellaria media</i>			
Red Maids <i>Calandrinia ciliata</i>			

Crabgrass <i>Digitaria spp.</i>	6	16	OR
Fleabane, flaxleaf <i>Conyza bonariensis</i>			
Groundsel, common <i>Senecio vulgaris</i>		16 to 32	+ 4 to 26**
Junglerice <i>Echinochloa colonum</i>			
Lambsquarters, common <i>Chenopodium album</i>			
Pigweed, redroot <i>Amaranthus retroflexus</i>			
Rocket, London <i>Sisymbrium irio</i>			
Ryegrass, common <i>Lolium multiflorum</i>			
Shepherdspurse <i>Capsella bursa-pastoris</i>			
Sowthistle, annual <i>Sonchus oleraceus</i>			

Cheeseweed, common <i>Malva spp.</i>	3	12 to 32	+ 4 to 16
---	---	----------	-----------

Cheeseweed, common <i>Malva spp.</i>	6	16 to 32	+ 4 to 16
Pilaree* <i>Erodium spp.</i>			
Horseweed/Marestail <i>Conyza canadensis</i>			
Nettle, stinging <i>Urtica dioica</i>			
Purselane, common* <i>Fertulaca oleracea</i>			

* Suppression only.
 **The mixture of this product plus Goal is recommended when weeds are stressed or growing in dense populations.

BEST AVAILABLE COPY

101 of 166

STRIPS

**FOR ANNUAL AND PERENNIAL WEEDS IN STRIPS
OF TREE AND VINE CROPS**

TANK MIXTURES WITH RESIDUAL HERBICIDES

When applied as a tank mixture, this product provides control of the emerged annual weeds and control or suppression of emerged perennial weeds listed in this label. The following residual herbicides will provide preemergence control of those weeds listed in the individual product labels.

MON-35085 plus GOAL[®] 1.6E

MON-35085 plus KARMEK[®] DF

MON-35085 plus KROVAR[®] I

MON-35085 plus KROVAR[®] II

MON-35085 plus SIMAZINS,
PRINCEP CALIBER[®] 90

MON-35085 plus SIMAZINE 4L

MON-35085 plus SIMAZINE 80W

MON-35085 plus SOLICAM[®] 80DF

MON-35085 plus SURFLAN[®] AS

MON-35085 plus SURFLAN 75W

MON-35085 plus SIMAZINE
(80W, or 4L, or PRINCEP CALIBER 90)
plus SURFLAN (AS or 75W)

MON-35085 plus GOAL (1.6E)
plus SURFLAN (AS or 75W)

MON-35085 plus GOAL (1.6E)
plus SIMAZINE
(80W, or 4L, or PRINCEP CALIBER 90)

MON-35085 plus GOAL (1.6E)
plus SURFLAN (AS or 75W)
plus SIMAZINE (80W, 4L,
or PRINCEP CALIBER 90)

Do not apply these tank mixtures in Puerto Rico.

When tank-mixing with residual herbicides, add an agriculturally approved nonionic surfactant at 0.5 to 1 percent by volume of spray solution.

Refer to the individual product labels for specific crops, rates, geographical restrictions and precautionary statements.

Read and carefully observe the label claims, cautionary statements, rates and all other information on the labels of all products.

*Karmex is a trademark of E. I. duPont de Nemours and Company.

RECOMMENDED RATES

Annual Weeds - Apply 1 to 5 quarts per acre of this product in these tank mixtures. Use rates at the higher end of the recommended range when weeds are stressed, growing in dense populations or are greater than 12 inches tall.

Perennial Weeds - Apply 1 pint to 5 quarts per acre of this product in these tank mixtures to control or suppress perennial weeds. Follow the recommendations in the "Weeds Controlled" section of this label for stage of growth and application rates for specific perennial weeds.

MON-35085 plus GOAL plus SIMAZINE/SURFLAN

This product plus low rates of Goal in three-way or four-way mixtures with simazine and/or Surflan will provide postemergence control of the weeds listed below.

Refer to the individual simazine and Surflan labels for preemergence rates, weeds controlled, precautionary statements and other important information.

Apply these tank mixtures in 3 to 40 gallons of water. Add 0.5 to 1 percent nonionic surfactant by total spray volume to the spray solution.

Apply 1 to 5 quarts per acre of this product plus 6 to 48 fluid ounces per acre of Goal plus labeled rates of simazine and/or Surflan to control the following weeds:

- Barley, wild
Hordeum leporinum
- Bluegrass, annual
Poa annua
- Cheeseweed, common
Malva spp.
- Chickweed, common
Stellaria media
- Filaree*
Erodium spp.



- Fleabane, flaxleaf
Conyza bonariensis
- Groundsel, common
Senecio vulgaris
- Horseweed/Marestail
Conyza canadensis
- Nettle, stinging
Urtica dioica
- Pineappleweed
Matricaria matricarioides
- Rocket, London
Sisymbrium irio
- Shepherdspurse
Capsella bursa-pastoris
- Southwistle, annual
Sonchus oleraceus

*Use a minimum of 1.5 quarts of this product in these mixtures.

NOTE: This recommendation does not preclude the use of Goal in these mixtures at higher, labeled rates for preemergence weed control.

■ PERENNIAL GRASS SUPPRESSION ORCHARD FLOORS ■

When applied as directed, this product will suppress vegetative growth as indicated below.

Bahiagrass

This product will provide significant inhibition of seedhead emergence and will suppress vegetative growth for a period of approximately 45 days with a single application and approximately 120 days with sequential applications. Apply this product 1 to 2 weeks after full green-up or after mowing to a uniform height of 3 to 4 inches. Applications must be made prior to seedhead emergence. Apply 6 fluid ounces of this product plus 0.5 to 1 percent nonionic surfactant by total spray volume in 10 to 25 gallons of water per acre.

Sequential applications of this product plus nonionic surfactant may be made at approximately 45-day intervals to extend the period of seedhead and vegetative growth suppression. For continued seedhead suppression, sequential applications must be made prior to seedhead emergence. Apply no more than 2 sequential applications per year. As a first sequential application, apply 4 fluid ounces of this product plus nonionic surfactant. A second sequential application of 2 to 4 fluid ounces may be made approximately 45 days after the last application.

Bermudagrass

For burndown, apply 1 to 2 quarts of this product plus 0.5 to 1 percent nonionic surfactant by total spray volume in 3 to 20 gallons of water per acre. Use 1 quart of this product in 3 to 20 gallons of water per acre east of the Rocky Mountains. Use 1 to 2 quarts of this product in 3 to 10 gallons of water per acre west of the Rocky Mountains. Use this treatment only if reduction of the bermudagrass stand can be tolerated. When burndown is required prior to harvest, allow at least 21 days to ensure sufficient time for burndown to occur.

Suppression only (east of the Rocky Mountains)—Apply 6 to 16 fluid ounces of this product plus 0.5 to 1 percent nonionic surfactant by total spray volume in 3 to 20 gallons of water per acre no sooner than 1 to 2 weeks after full green-up. Mowing prior to application may occur provided a minimum height of 3 inches is maintained. Rates of 6 to 10 fluid ounces of this product plus nonionic surfactant should be used in shaded conditions or where a lesser degree of suppression is desired. Sequential applications may be made when regrowth occurs and bermudagrass injury and stand reduction can be tolerated.

Suppression only (west of the Rocky Mountains)—Apply 16 fluid ounces of this product plus 0.5 to 1 percent nonionic surfactant by total spray volume in 3 to 10 gallons of water per acre up to 6 inches in height and no sooner than 1 to 2 weeks after full green-up. Mowing prior to application may occur provided a minimum height of 3 inches is maintained. Sequential applications may be made when regrowth occurs and bermudagrass injury and stand reduction can be tolerated.

Cool Season Grass Covers

For suppression of tall fescue, fine fescue, orchardgrass and quackgrass, apply 3 fluid ounces of this product plus 0.5 to 1 percent nonionic surfactant by total spray volume in 10 to 20 gallons of water per acre. For best suppression, add ammonium sulfate to the spray solution at a rate of 2 percent by weight or 17 pounds per 100 gallons of spray solution.

For suppression of Kentucky bluegrass covers, apply 6 fluid ounces of this product plus 0.5 to 1 percent nonionic surfactant. Do not add ammonium sulfate.

For best results, mow cool-season grass covers in the spring to even their height and apply the recommended rate of this product 3 to 4 days after mowing. Avoid treating cool season grass covers under poor growing conditions, such as drought stress (drip irrigation), disease or insect damage.

**LOW VOLUME APPLICATION
(FLORIDA AND TEXAS)**



For burndown or control of ~~listed perennial~~ the weeds listed, apply the recommended rates of this product plus 0.5 to 1 percent nonionic surfactant by total spray volume in 3 to 20 30 gallons of water per acre. Where weed foliage is dense, use 10 to 20 30 gallons of water per acre.

Annual Weeds

Goatweed- apply 2 to 3 quarts per acre of this product plus 17 pounds of ammonium sulfate per 100 gallons of water plus 0.5 to 1 percent nonionic surfactant by total spray volume. Apply in 20 to 30 gallons of water per acre when plants are actively growing. Use 2 quarts per acre when plants are less than 8 inches tall and 3 quarts per acre when plants are greater than 8 inches. If goatweed is greater than 8 inches tall, the addition of Krovar II or Karmex may improve control. Use labeled rates for these residual products.

Read and carefully observe the label claims, cautionary statements, rates and all other information on the Krovar II and Karmex labels.

Perennial Weeds

Apply when weeds are actively growing and at the growth stages listed in the 'Perennial Weeds Controlled' section of this label. If perennial weeds are mowed, allow weeds to regrow to the recommended stage of growth.

S = Suppression
PC = Partial control

B = Burndown
C = Control

WEED SPECIES	MON-35085 RATE PER ACRE			
	1 qt	2 qts	3 qts	5 qts
Bermudagrass	B	•	PC	C
Guineagrass				
Texas and Florida Ridge	B	C	C	C
Florida Flatwoods	•	B	C	C
Paragrass	B	C	C	C
Torpedograss	S	•	PC	C

TREE CROPS

Citrus*: citron, grapefruit, kumquat, lemon, lime, orange, pummeio, tangelo, tangerine, tangors.

Nuts**: almond, chestnuts, filbert, macadamia, pecan, pistachio, walnut.

Pome Fruit*: apple, pear.



Stone Fruit*:** apricots, cherries, nectarines, olives, peaches, plums/prunes.

For cherries, any application equipment listed in this section may be used in all states.

For citron and olives, apply as a directed spray only.

Any application equipment listed in this section may be used in apricots, nectarines, peaches, and plums/prunes growing in Arizona, California, Colorado, Idaho, Kansas, Kentucky, New Jersey, North Dakota, Oklahoma, Oregon, Texas, Utah, and Washington, except for peaches grown in the states specified in the following paragraph. In all other states use wiper equipment only.

For PEACHES grown in Alabama, Arkansas, Florida, Georgia, Louisiana, Mississippi, North Carolina, South Carolina, and Tennessee only, apply with a shielded boom sprayer or shielded wiper applicator which prevents any contact of this product with the foliage or bark of trees. Apply no later than 90 days after first bloom. Applications made after this time may result in severe damage. Remove suckers and low hanging limbs at least 10 days prior to application. Avoid applications near trees with recent pruning wounds or other mechanical injury. Apply only near trees which have been planted in the orchard for 2 or more years. EXTREME CARE MUST BE TAKEN TO ENSURE NO PART OF THE PEACH TREE IS CONTACTED.

Tropical Fruit: acerola, atemoya*, avocado*, banana (plantains), breadfruit*, canistel*, carambola*, coffee****, dates*, figs*, guava, jaboticaba*, jackfruit*, longan*, lychee*, mango*, papaya, passion fruit*, persimmons*, sapodilla, sapote, sourop, sugar apple*, tamarind*, tea. Allow a minimum of 1 day between last application and harvest of guava and papaya. In coffee and banana, delay applications 3 months after transplanting to allow the new coffee or banana plant to become established.

NOTE:

- * Allow a minimum of 14 days between last application and harvest.
- ** Allow a minimum of 21 days between last application and harvest of these crops.
- *** Allow a minimum of 17 days between last application and harvest.
- ****Allow a minimum of 28 days between last application and harvest.

VINE CROPS



Riwi Fruit*

Grapes:* Any variety of table, wine, or raisin grape may be treated with any equipment listed in this section.

In the northeast and Great Lakes regions, applications must be made prior to the end of bloom stage of grapes to avoid injury.

* Applications should not be made when green shoots, canes, or foliage are in the spray zone.

* Allow a minimum of 14 days between last application and harvest.

CALIFORNIA

Roundup® herbicide This product has been approved by the U.S. Environmental Protection Agency and by the state of California for the uses, crops and sites listed in this label. With the exception of these items, this booklet contains the material approved by California.

These use conditions, crops and sites may not be treated with this product in California until approval is received:

- Cool season truf growth regulation

Product protected by
 U.S. Pat. No 3,799,758,
 U.S. Pat. No. 4,405,531 and U.S. Pat. No. 4,840,650.
 Other patents pending.
 No license granted under any
 non-U.S. patent(s).

EPA Reg. No. 524-445

897-10-005-16/53

898-07-003-01/53

This product has been approved for use in California except as stated otherwise on page 122.

In case of an emergency involving this product, Call Collect, day or night, (314) 694-4000.

©MONSANTO COMPANY 1990

MONSANTO COMPANY
 AGRICULTURAL PRODUCTS
 ST. LOUIS, MISSOURI, 63167 U.S.A.

BEST AVAILABLE COPY

108 of 166

SUPPLEMENTAL LABELING

READ THE ENTIRE LABEL BOOKLET FOR MON-35085 BEFORE PROCEEDING WITH THE USE DIRECTIONS CONTAINED IN THIS SUPPLEMENTAL LABELING.

"Label" as used in this supplemental labeling refers to the booklet for MON-35085 herbicide and this supplement.

MON-35085 Herbicide by Monsanto

EPA Reg. No. 524-445

FOR AERIAL APPLICATION IN CALIFORNIA ONLY

Keep out of reach of children.

BEST AVAILABLE COPY

WARNING!

In case of an emergency involving this product, Call Collect, day or night, (314) 694-4000.

DIRECTIONS FOR USE

It is a violation of Federal law to use this product in any manner inconsistent with its labeling.

This label must be in the possession of the user at the time of herbicide application.

See "GENERAL INFORMATION" and "MIXING, ADDITIVES AND APPLICATION INSTRUCTIONS" sections of the label booklet for essential product performance information.

See the "CROPPING SYSTEMS" section of the label booklet for specific recommendations on the use of this product.

EXTREME CARE MUST BE EXERCISED TO AVOID CONTACT OF THE SPRAY WITH FOLIAGE, GREEN STEMS, OR FRUIT OF DESIRABLE CROPS, PLANTS, TREES OR OTHER DESIRABLE VEGETATION, SINCE SEVERE DAMAGE OR DESTRUCTION MAY RESULT.

Aerial applications of this product are allowed in the following situations:

1. In fallow and reduced tillage systems prior to the emergence or transplanting of labeled crops.

ACCEPTED

- 109 of 166
2. In cotton, prior to harvest. Refer to the Roundup booklet for specific preharvest application instructions.

Do not plant subsequent crops other than those listed in the label booklet for this product for 30 days following application.

When applied as recommended, under the conditions described, this product controls annual and perennial weeds listed in the label booklet.

DO NOT EXCEED A MAXIMUM RATE OF 1 QUART PER ACRE OF THIS PRODUCT WHEN MAKING APPLICATIONS BY AIR.

AERIAL EQUIPMENT

Use the recommended rates of this product in 3 to 15 gallons of water per acre.

Do not apply directly to water or wetland (swamps, bogs, marshes or potholes). Do not contaminate water when disposing of equipment washwaters.

AVOID DRIFT - DO NOT APPLY WHEN WINDS ARE GUSTY OR UNDER ANY OTHER CONDITION WHICH WILL ALLOW DRIFT. DRIFT MAY CAUSE DAMAGE TO ANY VEGETATION CONTACTED TO WHICH TREATMENT IS NOT INTENDED. TO PREVENT INJURY TO ADJACENT DESIRABLE VEGETATION, APPROPRIATE BUFFER ZONES MUST BE MAINTAINED.

Use the following guidelines when aerial applications are made near crops or desirable perennial vegetation after bud break and before total leaf drop, and/or near other desirable vegetation or annual crops.

1. Do not apply within 100 feet of all desirable vegetation or crop(s).
2. If wind up to 5 miles per hour is blowing toward desirable vegetation or crop(s), do not apply within 500 feet of the desirable vegetation or crop(s).
3. Winds blowing from 5 to 10 miles per hour toward desirable vegetation or crop(s) may require buffer zones in excess of 500 feet.
4. Do not apply when winds are in excess of 10 miles per hour or when inversion conditions exist.

Coarse sprays are less likely to drift; therefore, do not use nozzles or nozzle configurations which dispense spray as fine spray droplets. Do not angle nozzles forward into the airstream and do not increase spray volume by increasing nozzle pressure.

110 of 166

Drift control additives may be used. When a drift control additive is used, read and carefully observe the cautionary statements and all other information appearing on the additive level.

Ensure uniform application - To avoid streaked, uneven or overlapped application, use appropriate marking devices.

Thoroughly wash aircraft, especially landing gear, after each day of spraying to remove residues of this product accumulated during spraying or from spills. **PROLONGED EXPOSURE OF THIS PRODUCT TO UNCOATED STEEL SURFACES MAY RESULT IN CORROSION AND POSSIBLE FAILURE OF THE PART. LANDING GEAR IS MOST SUSCEPTIBLE.** The maintenance of an organic coating (paint) which meets aerospace specification MIL-C-38413 may prevent corrosion.

Read the "LIMIT OF WARRANTY AND LIABILITY" in the label for MON-35085 before using this product. Those terms apply to this supplemental labeling and if those terms are not acceptable, return the product unopened at once.

©MONSANTO COMPANY 1991

MAP-3169

MONSANTO COMPANY
AGRICULTURAL PRODUCTS
ST. LOUIS, MISSOURI 63167

111 of 166

SUPPLEMENTAL LABELING

READ AND FOLLOW THE ENTIRE LABEL FOR MON-35085 HERBICIDE BEFORE PROCEEDING WITH THE USE DIRECTIONS CONTAINED IN THIS SUPPLEMENTAL LABELING.

"Label" as used in this supplemental labeling refers to the label for MON-35085 herbicide and this supplement.

**MON-35085
Herbicide by Monsanto**

EPA Reg. No. 524-445

**FOR DISTRIBUTION AND USE ONLY WITHIN OHIO.
FOR SUPPRESSION OF QUACKGRASS AND ORCHARDGRASS IN
CORN AND SOYBEAN NO-TILL SYSTEMS.**

Keep out of reach of children.

WARNING!

In case of an emergency involving this product, Call Collect, day or night, (314) 694-4000.

DIRECTIONS FOR USE

BEST AVAILABLE COPY

It is a violation of Federal law to use this product in a manner inconsistent with the labeling.

This supplemental labeling and the label booklet for MON-35085 must be in the possession of the user at the time of herbicide application.

AVOID CONTACT WITH FOLIAGE, GREEN STEMS, OR FRUIT OF CROPS, DESIRABLE PLANTS AND TREES, SINCE SEVERE INJURY OR DESTRUCTION MAY RESULT.

See "GENERAL INFORMATION", "APPLICATION EQUIPMENT AND TECHNIQUES" and "CROPPING SYSTEMS" sections of the label booklet for MON-35085 for essential product information.

RECOMMENDATIONS

In the spring prior to planting corn or soybeans, apply 1 pint per acre of this product plus 0.5 to 1 percent nonionic

1

ACCEPTED
12
Under the Federal Insecticide, Fungicide, and Rodenticide Act, as amended, for the pesticide registered under EPA Reg. No. 524-445

surfactant by total spray volume in 5 to 10 gallons of water per acre.

The addition of ammonium sulfate at the rate of 17 pounds per 100 gallons of spray solution is recommended for enhanced performance under stress conditions.

Allow 3 to 7 days after application before planting.

After planting, but prior to crop emergence, apply atrazine, Lariat®, Bullet® or Bicep™ for corn or Lorox™, Lorox™ Plus or Preview™ for soybeans at labeled rates with crop oil or surfactant to maximize overall postemergence control.

Read the "LIMIT OF WARRANTY AND LIABILITY" in the label booklet for MON-35085 before using this product. Those terms apply to this supplemental labeling and if those terms are not acceptable, return the product unopened at once.

®Bullet and Lariat are registered trademarks of Monsanto Company.
™Lorox and Preview are trademarks of E.I. duPont de Nemours and Company.

©MONSANTO COMPANY 1991

MAP-3172

MONSANTO COMPANY
AGRICULTURAL PRODUCTS
ST. LOUIS, MISSOURI 63167

113 of 166

SUPPLEMENTAL LABELING

READ AND FOLLOW THE ENTIRE LABEL FOR MON-35085 HERBICIDE BEFORE PROCEEDING WITH THE USE DIRECTIONS CONTAINED IN THIS SUPPLEMENTAL LABELING.

"Label" as used in this supplemental labeling refers to the label for MON-35085 herbicide and this supplement.

**MON-35085
Herbicide by Monsanto**

EPA Reg. No. 524-445

FOR DISTRIBUTION AND USE ONLY WITHIN DELAWARE, MARYLAND,
NORTH CAROLINA, SOUTH CAROLINA AND VIRGINIA.

FOR CONTROL OF BERMUDAGRASS (WIREGRASS) IN THE FALL.

Keep out of reach of children.

WARNING!

In case of an emergency involving this product, Call Collect,
day or night, (314) 694-4000.

DIRECTIONS FOR USE

It is a violation of Federal law to use this product in any manner inconsistent with the labeling.

This supplemental labeling and the label booklet for MON-35085 must be in the possession of the user at the time of herbicide application.

AVOID CONTACT WITH FOLIAGE, GREEN STEMS, OR FRUIT OF CROPS, DESIRABLE PLANTS AND TREES, SINCE SEVERE INJURY OR DESTRUCTION MAY RESULT.

See "GENERAL INFORMATION", "APPLICATION EQUIPMENT AND TECHNIQUES" and "CROPPING SYSTEMS" sections of the label booklet for MON-35085 for essential product information.

ACCEPTED
18
Under the Federal Insecticide, Fungicide, and Rodenticide Act, as amended, for the pesticide registered under EPA Reg. No. 524-445

BEST AVAILABLE COPY

RECOMMENDATIONS

1. Make applications in the fall when bermudagrass is actively growing. For bermudagrass that has been mowed, tilled or cut, allow regrowth prior to treatment.
2. Apply 2 quarts of this product in 3 to 10 gallons of water per acre.
3. Add a nonionic surfactant at 0.5 to 1 percent of the total spray volume.
4. Use 3 to 5 quarts of this product per acre on thick, well established bermudagrass sods.
5. Make applications using flat fan nozzles (8001.5, 8002, 8003).

Read the "LIMIT OF WARRANTY AND LIABILITY" in the label booklet for MON-35085 before using this product. Those terms apply to this supplemental labeling and if those terms are not acceptable, return the product unopened at once.

©MONSANTO COMPANY 1991

MAP-3170

MONSANTO COMPANY
AGRICULTURAL PRODUCTS
ST. LOUIS, MISSOURI 63167

ACCEPTED 115 of 166
Under the Federal Insecticide, Fungicide, and Rodenticide Act, as amended, for the pesticide registered under EPA Reg. No. 524-445

SUPPLEMENTAL LABELING

READ AND FOLLOW THE ENTIRE LABEL FOR MON-35085 HERBICIDE BEFORE PROCEEDING WITH THE USE DIRECTIONS CONTAINED IN THIS SUPPLEMENTAL LABELING.

"Label" as used in this supplemental labeling refers to the label for MON-35085 herbicide and this supplement.

**MON-35085
Herbicide by Monsanto**

EPA Reg. No. 524-445

**CONSERVATION TILLAGE, MINIMUM TILLAGE AND NO-TILL SYSTEMS.
ANNUAL WEED CONTROL IN CORN AND SOYBEANS.
TANK MIXTURES WITH LASSO® MICRO-TECH® HERBICIDE.**

Keep out of reach of children.

WARNING!

In case of an emergency involving this product, Call Collect, day or night, (314) 694-4000.

©Lasso and MICRO-TECH are registered trademarks of Monsanto Company.

Lasso MICRO-TECH herbicide is a Restricted Use pesticide.

DIRECTIONS FOR USE

It is a violation of Federal law to use this product in any manner inconsistent with the labeling.

This supplemental labeling and the label booklet for MON-35085 must be in the possession of the user at the time of herbicide application.

AVOID CONTACT WITH FOLIAGE, GREEN STEMS, OR FRUIT OF CROPS, DESIRABLE PLANTS AND TREES, SINCE SEVERE INJURY OR DESTRUCTION MAY RESULT.

See "GENERAL INFORMATION", "APPLICATION EQUIPMENT AND TECHNIQUES" and "CROPPING SYSTEMS" sections of the label booklet for MON-35085 for essential product information.

116 of 166

RECOMMENDATIONS

When applied as recommended under the conditions described, the tank mixtures listed in this supplemental labeling control many emerged weeds, and give preemergence control of many annual weeds where corn or soybeans will be planted directly into previous crop residues.

Refer to specific product labels for application rates, crop rotation restrictions and cautionary statements for Lasso® MICRO-TECH® herbicide and all products used in these tank mixtures. For mixing instructions, see the "Mixing, Additives and Application Instructions" section of the label booklet for Roundup® herbicide.

Apply these tank mixtures in 10 to 20 gallons of water or 10 to 60 gallons of nitrogen solution per acre before, during or after planting. Do not apply these mixtures after crop emergence.

When tank mixing with these residual herbicides:

1. Add an agriculturally approved nonionic surfactant at 0.5 percent by volume of spray solution, and
2. Add dry ammonium sulfate at 1 to 2 percent by weight (8.5 to 17 pounds per 100 gallons of water).

NOTE: When using these tank mixtures, do not exceed 4 quarts of this product per acre.

For residual control, this product may be tank-mixed with the following herbicides or combination of herbicides:

CORN HERBICIDES

LASSO® MICRO-TECH®	ATRAZINE
CYANAZINE	PROWL™
SIMAZINE	

SOYBEAN HERBICIDES

LASSO® MICRO-TECH®	CANOPY™
COMMAND™	GEMINI™
LEXONE™	LINURON
LOROX™ PLUS	PREVIEW™
SCEPTER™	SENCOR™

RATE RECOMMENDATIONS

1. Apply 2 pints of this product per acre for difficult to control weeds such as fall panicum, barnyardgrass,

BEST AVAILABLE COPY

117 of 166

shattercane and broadleaf signalgrass up to 2 inches tall, and Pennsylvania smartweed up to 6 inches tall.

- 2. Apply 1 to 1.5 pints of this product for other labeled annual weeds less than 6 inches tall, and 2 to 3 pints when weeds are greater than 6 inches tall.

For a complete list of annual weeds controlled, see the "Weeds Controlled" section in the label booklet for MON-35085 herbicide.

Read the "LIMIT OF WARRANTY AND LIABILITY" in the label booklet for MON-35085 before using this product. Those terms apply to this supplemental labeling and if those terms are not acceptable, return the product unopened at once.

- "Canopy, Gemini, Lexone, Lorox Plus and Preview are trademarks of E.I. duPont de Nemours and Company.
- "Sencor is a trademark of Bayer AG.
- "Prowl and Scepter are trademarks of American Cyanamid Company.
- "Command is a trademark of FMC Corporation.

©MONSANTO COMPANY 1991

MAP-3176

MONSANTO COMPANY
AGRICULTURAL PRODUCTS
ST. LOUIS, MISSOURI 63167

119 of 1166

Roundup

MAKES UP TO 21 GALLONS

Super Concentrate

by Monsanto

Grass & Weed Killer

- COVERS UP TO 6300 SQUARE FEET
- KILLS UNWANTED LABELED GRASSES AND WEEDS SYSTEMICALLY—ROOTS AND ALL
- DOES NOT HAVE SOIL ACTIVITY
- SUITABLE FOR USE AROUND FLOWER BEDS, TREES, SHRUBS, FENCES AND DRIVEWAYS
- USE TO PREPARE GARDEN SITES AND RENOVATE LAWNS

Read the entire label before using this product.
 Use only according to label instructions.
 NOTICE: BUYER ASSUMES ALL RESPONSIBILITY FOR SAFETY AND USE NOT IN ACCORDANCE WITH DIRECTIONS. IF THESE TERMS ARE NOT ACCEPTABLE, RETURN AT ONCE UNOPENED.

Keep out of reach of children.
WARNING! Read precautions on back panel

ACTIVE INGREDIENT:	
*Glyphosate, N-(phosphonomethyl)glycine, in the form of its isopropylamine salt	41.0%
INERT INGREDIENTS	59.0%
	100.0%

NET 32 fl. oz. (1 qt)

897.17-000.14(L)

Change to: MON 35085

Add:

- 1½ - 2½ fl oz per gallon of water

Change to:

- Kills labeled annual and perennial grasses, weeds and sedges

Add:

- Systemic Action-Kills Roots and All

Move to:

ACCEPTED

Under the Federal Insecticide, Fungicide, and Rodenticide Act, as amended, for the pesticide registered under EPA Reg. No. 524-445

119 of 166

Carefully read and follow detailed instructions in pamphlet.

PRECAUTIONARY STATEMENTS

Hazards to Humans and Domestic Animals

Keep out of reach of children.

WARNING! CAUSES EYE IRRITATION. HARMFUL IF SWALLOWED OR INHALED. MAY CAUSE SKIN IRRITATION. DO NOT GET IN EYES, ON SKIN OR ON CLOTHING. Avoid breathing vapor or spray mist. Wash thoroughly with soap and water after handling.

FIRST AID: IF IN EYES, immediately flush with plenty of water for at least 15 minutes. Get medical attention.
IF ON SKIN, immediately flush with plenty of water. Remove contaminated clothing. Wash clothing before reuse.
IF SWALLOWED, this product will cause gastrointestinal tract irritation. Immediately dilute by swallowing water or milk. Get medical attention.
IF INHALED, remove individual to fresh air. Get medical attention if breathing difficulty develops.

In case of an emergency involving this product, Call Collect, day or night, (314) 634-4000.

Environmental Hazards

Do not apply directly to water or wetland (swamps, bays, marshes or ponds). Do not contaminate water when disposing of equipment washwaters.

Physical or Chemical Hazards

Spray solutions of this product should be mixed, stored and applied only in stainless steel, aluminum, fiberglass, plastic and plastic-lined steel containers. DO NOT MIX, STORE OR APPLY THIS PRODUCT OR SPRAY SOLUTIONS OF THIS PRODUCT IN GALVANIZED STEEL OR UNLINED STEEL (EXCEPT STAINLESS STEEL) CONTAINERS OR SPRAY TANKS. (See additional Precautions inside Pamphlet.)

Storage and Disposal

Do not contaminate water, food, feed or seed by storage or disposal.
STORAGE: Store this product in its original container and in a secured storage area. In case of SPILL or LEAK, soak up with paper towels and discard in trash.
DISPOSAL: To dispose of unused product, securely wrap original container in several layers of newspaper and discard in trash.
Empty container retains vapor and product residue. Observe all labeled safeguards until container is discarded.
Do not reuse container. Rinse thoroughly before discarding in trash.

This product is protected by U.S. Patents No. 3,799,750, No. 4,405,931 and No. 4,840,650. Other patents pending. No license granted under any non-U.S. patent.
©Trademark of Monsanto Company ©MONSANTO COMPANY 1998
MONSANTO COMPANY • AGRICULTURAL PRODUCTS • ST. LOUIS, MISSOURI 63167 U.S.A.
EPA Est. 524-LA-1 EPA Reg. No. 524-300-AA 857.17-000.14L-3

Change to:

WARNING!

CAUSES SUBSTANTIAL BUT TEMPORARY EYE INJURY. HARMFUL IF INHALED.

Do not get in eyes or breathe spray mist or get in or on clothing.

Wear goggles, face shield or safety glasses.

Wash thoroughly with soap and water after handling.

Remove contaminated clothing and wash before reuse.

FIRST AID: IF IN EYES, hold eyelids open and flush with plenty of water. Get medical attention.

IF INHALED, remove victim to fresh air. If not breathing, give artificial respiration, preferably mouth-to-mouth. Get medical attention.

IF SWALLOWED, drink promptly a large quantity of milk, egg whites, or gelatin solution. If these are not available drink large quantities of water. Get medical attention.

Add: Picture of telephone receiver

Change to: 91
XXX

BEST AVAILABLE COPY

130-f166

Change to: MON 35085

KEEP PEOPLE AND PETS OFF TREATED AREAS UNTIL SPRAY SOLUTION HAS DRIED.

DOMESTIC ANIMALS: This product is considered to be relatively nontoxic to dogs and other domestic animals. However, ingestion of this product or large amounts of freshly sprayed vegetation may result in temporary gastrointestinal irritation (vomiting, diarrhea, colic, etc.). If such symptoms are observed, provide the animal with plenty of fluids to prevent dehydration. Call a veterinarian if symptoms persist for more than 24 hours.

ADDITIONAL PRECAUTIONS

DO NOT MIX, STORE OR APPLY THIS PRODUCT OR SPRAY SOLUTIONS OF THIS PRODUCT IN GALVANIZED STEEL OR UNLINED STEEL (EXCEPT STAINLESS STEEL) CONTAINERS OR SPRAY TANKS. This product or spray solutions of this product react with such containers and tanks to produce hydrogen gas which may form a highly combustible gas mixture. This gas mixture could flash or explode, causing serious personal injury, if ignited by open flame, spark, welder's torch, lighted cigarette or other ignition source.

DIRECTIONS FOR USE

It is a violation of Federal law to use this product in any manner inconsistent with its labeling.

Roundup is a nonselective herbicide that is diluted and applied to the foliage of actively growing weeds as a spot or broadcast application. It is absorbed by the leaves and

PROOF
OF PURCHASE

Add: Picture of telephone receiver

moves throughout the stem and roots to control the entire plant. Visible symptoms may require a week or more to appear, with burndown usually occurring in 2 to 4 weeks. Symptoms are a gradual wilting and yellowing of the sprayed plant followed by deterioration of both shoots and roots. This product has no herbicidal activity in the soil and will not wash or leach to affect nearby vegetation.

This product controls many weeds around buildings, vacant lots, storage and recreational areas, gravel or ground bark mulch, shade trees, ornamentals and shrubs; along fences, sidewalks, driveways and patios; and prior to planting turfgrasses, shrubs, flower beds or vegetables listed on the label. When used as a spot treatment in lawns, all vegetation contacted will be damaged.

THIS PRODUCT CAN INJURE OR DESTROY ALL VEGETATION CONTACTED. AVOID SPRAY DRIFT CONTACT WITH DESIRABLE LAWN GRASSES, FLOWERS, VEGETABLES, SHRUBS OR TREES. DO NOT CONTACT GREEN BARK OF TREES OR SHRUBS. IF DESIRABLE VEGETATION IS CONTACTED, WASH IMMEDIATELY WITH WATER.

For more product information, call toll-free 1-800-225-2883.

Storage and Disposal

Do not contaminate water, food, feed or seed by storage or disposal.

STORAGE:

Store this product in its original container and in a secured storage area.

In case of SPILL or LEAK, soak up with paper towels and discard in trash.

122 of 166

Change to: MON 35085

DISPOSAL:

To dispose of unused product, securely wrap original container in several layers of newspaper and discard in trash.

Empty container retains vapor and product residue. Observe all labeled safeguards until container is discarded.

Do not reuse container. Rinse thoroughly before discarding in trash.

WEEDS CONTROLLED

When applied as recommended under the conditions described, Roundup controls many common weeds including the following:

Annuals

Barnyardgrass
Bluegrass, annual
Chickweed
Crabgrass
Foxtail
Lambquarters, common
Lettuce, prickly
Mustard, tansy

Pennycress, field
Pigweed; redroot, smooth
Ragweed, common
Ryegrass, annual
Sandbar, field
Shepherdspurse
Sowthistle

Perennials

Bahiagrass
Bermudagrass
Bindweed, field
Bluegrass, Kentucky
Bromegrass, smooth
Clover; red, white
Dallisgrass
Dandelion
Fescue species
Fescue, tall

Johnsongrass
Nutsedge; purple, yellow
Orchardgrass
Quackgrass
Ryegrass, perennial
Thistle, Canada
Timothy
Vaseygrass

Brush

Alder
Blackberry
Cherry
Dewberry
Elderberry
Honeysuckle
Kudzu
Oak

Poison Ivy
Poison Oak
Raspberry
Rose, multiflora
Sumac
Trumpet creeper
Willow

MIXING AND SPRAYING

Do not apply this product through any type of irrigation system.

Hand-held Sprayers - Add 1-1/2 to 2-1/2 fluid ounces (3 to 5 tbsp.) of this product to 1 gallon of clean water. Use the higher recommended rate for control of listed perennials and brush. Use pump-up-type or hand-trigger-type sprayers. **USE OF HOSE-END SPRAYERS OR SPRINKLER-TYPE DEVICES MAY RESULT IN POOR AND/OR ERRATIC RESULTS.**

Ensure uniform and complete spray coverage, but do not spray plants to the point that the spray solution runs off. Use a coarse spray. Do not spray during windy conditions, as spray drift may cause damage to any vegetation contacted.

WHEN TO APPLY

Apply to vigorously growing plants. Apply to annual weeds anytime after emergence. For best results, apply to perennial weeds after seedheads, flowers or berries appear. On woody brush or trees, apply after leaves have fully expanded. Applications made at less than the recommended stage of growth may result in reduced control. After mowing, clipping or tilling, allow weeds to

regrow to the recommended growth stage before spraying this product.

Rainfall or watering within 6 hours after application can wash the product off plant foliage which may require retreatment. Delay mowing, clipping, tilling, planting or sodding of treated areas for at least 7 days after application. This allows time for this product to move within the plant for most effective results. **SINCE THIS PRODUCT DOES NOT WORK IN SOIL, RETREATMENTS WILL BE NECESSARY TO CONTROL NEW WEEDS EMERGING FROM SEED.**

One application will control most weeds listed. Symptoms on certain tough perennial weeds and woody brush and tree species may be slow to develop. If control is not achieved within 4 weeks, allow time for the sprayed weeds to regrow and make a repeat application. In some cases, control of woody brush and trees treated in the fall may not be fully apparent until the following season.

LAWN RENOVATION

Best results are obtained when at least one mowing is skipped prior to treatment. This provides more leaf surface to intercept the spray. For areas where renovation and reseeding is desired, thorough spray coverage of all existing vegetation is necessary. Delay planting or sodding of treated areas for at least 7 days after application.

ORNAMENTALS

Any ornamental species may be planted in treated areas 7 days or more after application. Apply this product as recommended to control undesirable vegetation growing around ornamentals, trees or shrubs. Avoid spray contact with any desirable plants. To avoid injury on desirable plants, prevent spray or drift contact with foliage, stems or green bark. Do not spray into, or over the top of, growing ornamentals.

Add: Picture of telephone receiver

TREES (Apple, Citrus, Nut, Pear) AND GRAPEVINES

Apply this product to control undesirable plants growing around these trees and vines. Spray contact, other than with mature bark of the main trunk, can injure the tree or vine. Allow 21 days between application and harvest.

BERRIES, SMALL FRUIT & VEGETABLE GARDENS

The following vegetables may be planted in treated areas 7 days or more after application: asparagus, beans, beet greens, beets, blackberry, blueberry, boysenberry, broccoli, cabbage, carrot, cauliflower, celery, chicory, corn, cranberry, cucumber, currant, dewberry, elderberry, eggplant, garlic, gourds, gooseberry, horseradish, huckleberry, Jerusalem artichoke, kale, lentils, lettuce, loganberry, melons, mustard greens, okra, ollaleberry, onion, parsnips, peas, peppers, Irish and sweet potatoes, pumpkin, radish, raspberry (black, red), rutabagas, spinach, squash (summer, winter), strawberry, tomato, tomato*, watercress, watermelon and turnips. In the treated area, do not plant any vegetables not listed on this label for one year following application. Do not apply this product in or around growing vegetables.

*Use on tomatoes as restricted to crop seeded tomatoes only.

CLEANING EQUIPMENT

Triple-rinse spray tank and flush all sprayer components with water to remove residues of this product. After thorough cleaning, equipment may be used to apply other products.

In case of an emergency involving this product, Call Collect, day or night, (314) 694-4000.

Change to: MON 35085

Change to: 1991

Roundup, Super Concentrate

Nonselective herbicide for lawn and garden use. Avoid spray on desirable plants as severe injury or destruction may result.

Read "NOTICE" in next paragraph before buying or using. If terms are not acceptable, return at once unused.

NOTICE: BUYER ASSUMES ALL RESPONSIBILITY FOR SAFETY AND USE NOT IN ACCORDANCE WITH DIRECTIONS IN THIS LABELING.

REFORMULATION OR REPACKAGING IS PROHIBITED.

ACTIVE INGREDIENT:

*Glyphosate, N-(phosphonomethyl)glycine, in the form of its isopropylamine salt. . . . 41.0%

INERT INGREDIENTS: 59.0%
100.0%

*Contains 480 grams per litre or 4 pounds per U.S. gallon of glyphosate, N-(phosphonomethyl) glycine, in the form of its isopropylamine salt.

This product is protected by U.S. Patents No. 3,799,758, No. 4,405,531 and No. 4,840,850. Other patents pending. No license granted under any non-U.S. patent(s).

© MONSANTO COMPANY 1990

MONSANTO COMPANY
AGRICULTURAL PRODUCTS
ST. LOUIS, MISSOURI 63167 U.S.A.



Change to:

WARNING!

CAUSES SUBSTANTIAL BUT TEMPORARY EYE INJURY. HARMFUL IF INHALED.

Do not get in eyes or breathe spray mist or get in or on clothing.

Wear goggles, face shield or safety glasses.

Wash thoroughly with soap and water after handling.

Remove contaminated clothing and wash before reuse.

FIRST AID: IF IN EYES, hold eyelids open and flush with plenty of water. Get medical attention.

IF INHALED, remove victim to fresh air. If not breathing, give artificial respiration, preferably mouth-to-mouth. Get medical attention.

IF SWALLOWED, drink promptly a large quantity of milk, egg whites, or gelatin solution. If these are not available drink large quantities of water. Get medical attention.

Add: Picture of telephone receiver

Change to: 91
XXX

Carefully read and follow detailed instructions in pamphlet.

PRECAUTIONARY STATEMENTS

Hazards to Humans and Domestic Animals

Keep out of reach of children.

WARNING! CAUSES EYE IRRITATION. HARMFUL IF SWALLOWED OR INHALED. MAY CAUSE SKIN IRRITATION. Do not get in eyes, on skin or on clothing. Avoid breathing vapor or spray mist. Wash thoroughly with soap and water after handling.

FIRST AID: IF IN EYES, immediately flush with plenty of water for at least 15 minutes. Get medical attention.

IF ON SKIN, immediately flush with plenty of water. Remove contaminated clothing. Wash clothing before reuse.

IF SWALLOWED, this product will cause gastrointestinal tract irritation. Immediately elude by swallowing water or milk. Get medical attention.

IF INHALED, remove individual to fresh air. Get medical attention if breathing difficulty develops.

In case of an emergency involving this product, Call Collect, day or night. (314) 694-4000.

Environmental Hazards

Do not apply directly to water or wetland (swamps, bays, marshes or peatlands). Do not contaminate water when disposing of equipment washwaters.

Physical or Chemical Hazards

Spray solutions of this product should be mixed, stored and applied only in stainless steel, aluminum, fiberglass, plastic and plastic-lined steel containers. DO NOT MIX, STORE OR APPLY THIS PRODUCT OR SPRAY SOLUTIONS OF THIS PRODUCT IN GALVANIZED STEEL OR UNLINED STEEL (EXCEPT STAINLESS STEEL) CONTAINERS OR SPRAY TANKS.

(SEE ADDITIONAL PRECAUTIONS INSIDE PAMPHLET)

(SEE PAMPHLET FOR STORAGE AND DISPOSAL)

This product is protected by U.S. Patents No. 3,799,758, No. 4,409,531 and No. 4,840,650. Other patents pending. No license granted under any non-U.S. patents.



MONSANTO COMPANY
AGRICULTURAL PRODUCTS
ST. LOUIS, MISSOURI 63167 U.S.A.
©MONSANTO COMPANY 1999
EPA Reg. No. 526-300-00
EPA Est. 524-LA1
897.17-000.141.2

1287/166

SUPPLEMENTAL LABELING

READ THE ENTIRE LABEL BOOKLET FOR MON-35085 BEFORE PROCEEDING WITH THE USE DIRECTIONS CONTAINED IN THIS SUPPLEMENTAL LABELING.

"Label" as used in this supplemental labeling refers to the booklet for MON-35085 herbicide and this supplement.

**MON-35085
Herbicide by Monsanto**

EPA Reg. No. 524-445

**FOR DISTRIBUTION AND USE IN CALIFORNIA
FOR POSTEMERGENCE WEED CONTROL PRIOR TO THE
EMERGENCE OF TOMATOES**

Keep out of reach of children.

WARNING!

In case of an emergency involving this product, Call Collect, day or night, (314) 694-4000.

DIRECTIONS FOR USE

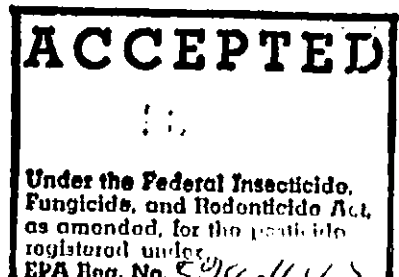
It is a violation of Federal law to use this product in any manner inconsistent with its labeling.

This label must be in the possession of the user at the time of herbicide application.

AVOID CONTACT WITH FOLIAGE, GREEN STEMS, OR FRUIT OF CROPS, DESIRABLE PLANTS AND TREES, SINCE SEVERE INJURY OR DESTRUCTION MAY RESULT.

When applied as directed under the conditions described in the label booklet for MON-35085, the product controls annual and perennial weeds listed on that label, prior to the emergence of tomatoes.

See the "GENERAL INFORMATION", "MIXING, ADDITIVES AND APPLICATION INSTRUCTIONS", "APPLICATION EQUIPMENT AND TECHNIQUES" and "WEEDS CONTROLLED" sections of the label booklet for MON-35085 for essential product performance information.



129 of 166

This product may be applied by ground or aerial application equipment. FOR AERIAL APPLICATION IN CALIFORNIA, REFER TO THE FEDERAL SUPPLEMENTAL LABEL FOR AERIAL APPLICATIONS IN THAT STATE FOR SPECIFIC INSTRUCTIONS, RESTRICTIONS AND REQUIREMENTS, AND DO NOT EXCEED A RATE OF 1 QUART PER ACRE.

Applications made to light, sandy soils with low organic matter may result in injury to seedling tomatoes.

Applications made at emergence will result in injury or death to emerged seedlings.

RECOMMENDATIONS

This product will control annual and perennial weeds listed in the label booklet for MON-35085 prior to the emergence of direct seeded tomatoes.

Annual Weed Control--Apply 8 to 48 fluid ounces of this product per acre plus 0.5 to 1 percent nonionic surfactant in 3 to 10 gallons of water per acre as directed in the "Low-Volume Broadcast Applications" section of the label booklet for MON-35085.

When using 10 to 40 gallons of water per acre, use 1 quart of this product if annual weeds are less than 6 inches tall. If weeds are greater than 6 inches tall, use 1.5 quarts of this product per acre.

Perennial Weed Control--Apply 3 to 5 quarts of this product per acre when weeds are actively growing and most have reached early head or early bud stage of growth. See the "Perennial Weeds" section of the label booklet for MON-35085 for perennial weeds controlled and for specific treatment recommendations.

Read the "LIMIT OF WARRANTY AND LIABILITY" in the label for MON-35085 before using this product. Those terms apply to this supplemental labeling and if those terms are not acceptable, return the product unopened at once.

©MONSANTO COMPANY 1991

MAP-3168

MONSANTO COMPANY
AGRICULTURAL PRODUCTS
ST. LOUIS, MISSOURI 63167

AVOID CONTACT WITH FOLIAGE, GREEN STEMS, OR FRUIT OF CROPS, DESIRABLE PLANTS AND TREES, SINCE SEVERE INJURY OR DESTRUCTION MAY RESULT.

EPA Reg. No. 524-445

Complete Directions for Use

~~Roundup® is a registered trademark of Monsanto Company.~~

~~1990-1~~ ~~897.15-000.08/53~~
~~1991-1~~ ~~898.15-000.01/53~~

For control of annual and perennial weeds in reduced tillage systems in Colorado, Idaho, Kansas*, Minnesota*, Montana, Nebraska*, North Dakota, Oregon*, South Dakota, Utah, Washington*, and Wyoming.

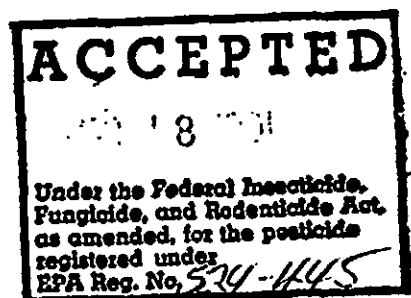
***COUNTY RESTRICTIONS**

This product can only be used in certain counties in Kansas, Minnesota, Nebraska, Oregon, and Washington. See the following sections for county use restrictions for these states.

In KANSAS and NEBRASKA, this product can be used in all counties EXCLUDING those listed below:

KANSAS

Allen
Anderson
Atchinson
Bourbon
Brown
Chase
Cherokee
Clay
Coffey
Crawford
Dickinson
Doniphan
Douglas
Franklin



Geary
Jackson
Jefferson
Johnson

Labette
Leavenworth
Linn
Lyon
Marion
Marshall
Miami
Montgomery
Morris
Nemaha
Neosho
Osage
Pottawatomie
Riley
Shawnee
Wabaunsee
Washington
Wilson
Woodson
Wyandotte

NEBRASKA

Antelope
Boone
Burt
Butler
Cass
Cedar
Clay
Colfax
Cuming
Dakota
Dixon
Dodge
Douglas
Fillmore
Gage
Hamilton
Jefferson
Johnson
Knox
Lancaster
Madison

Merrick
Nance
Nemaha
Nuckolls
Otoe
Pawnee
Pierce
Platte

Polk
Richardson
Saline
Sarpy
Saunders
Seward
Stanton
Thayer
Thurston
Washington
Wayne
York

In MINNESOTA, OREGON and WASHINGTON, this product can be used ONLY in those counties listed below:

MINNESOTA

Becker
Beltrami
Clay
Clearwater
Douglas
Grant
Hubbard
Kittson
Lake of the Woods
Mahnomen
Marshall
Norman
Ottertail
Pennington
Polk
Red Lake
Roseau
Wadena
Wilkin

OREGON

Baker
Crook
Deschutes
Gilliam
Grant
Hood River
Jefferson
Morrow
Sherman
Umatilla
Union
Wallowa
Wasco
Wheeler

WASHINGTON

Adams

134 of 166

- Asotin
- Benton
- Chelan
- Columbia
- Douglas
- Ferry
- Franklin
- Garfield
- Grant
- Kittitus
- Klickitat
- Lincoln
- Okanagan
- Pend Oreille
- Spokane
- Stevens
- Walla Walla
- Whitman
- Yakima

BEST AVAILABLE COPY

Read the entire label before using this product.

Use only according to label instructions.

Read "LIMIT OF WARRANTY AND LIABILITY" before buying or using. If terms are not acceptable, return at once unopened.

REFORMULATION IS PROHIBITED. SEE INDIVIDUAL CONTAINER LABEL FOR REPACKAGING LIMITATIONS.

LIMIT OF WARRANTY AND LIABILITY

This Company warrants that this product conforms to the chemical description on the label and is reasonably fit for the purposes set forth in the Complete Directions for Use label booklet ("Directions") when used in accordance with those Directions under the conditions described therein. NO OTHER EXPRESS WARRANTY OR IMPLIED WARRANTY OF FITNESS FOR PARTICULAR PURPOSE OR MERCHANTABILITY IS MADE. This warranty is also subject to the conditions and limitations stated herein.

Buyer and all users shall promptly notify this Company of any claims whether based in contract, negligence, strict liability, other tort or otherwise.

Buyer and all users are responsible for all loss or damage from use or handling which results from conditions beyond the control of this Company, including, but not limited to, incompatibility with products other than those set forth in the Directions, application to or contact with desirable vegetation, unusual weather, weather conditions which are outside the range considered normal at the application site and for the time period when the product is applied, as well as weather conditions which are outside the application ranges set forth in the Directions, application in any manner not explicitly set forth in the Directions, moisture conditions outside the moisture range specified in the Directions,

135 of 166
or the presence of products other than those set forth in the Directions in or on the soil, crop or treated vegetation.

THE EXCLUSIVE REMEDY OF THE USER OR BUYER, AND THE LIMIT OF THE LIABILITY OF THIS COMPANY OR ANY OTHER SELLER FOR ANY AND ALL LOSSES, INJURIES OR DAMAGES RESULTING FROM THE USE OR HANDLING OF THIS PRODUCT (INCLUDING CLAIMS BASED IN CONTRACT, NEGLIGENCE, STRICT LIABILITY, OTHER TORT OR OTHERWISE) SHALL BE THE PURCHASE PRICE PAID BY THE USER OR BUYER FOR THE QUANTITY OF THIS PRODUCT INVOLVED, OR, AT THE ELECTION OF THIS COMPANY OR ANY OTHER SELLER, THE REPLACEMENT OF SUCH QUANTITY, OR, IF NOT ACQUIRED BY PURCHASE, REPLACEMENT OF SUCH QUANTITY. IN NO EVENT SHALL THIS COMPANY OR ANY OTHER SELLER BE LIABLE FOR ANY INCIDENTAL, CONSEQUENTIAL OR SPECIAL DAMAGES.

Buyer and all users are deemed to have accepted the terms of this LIMIT OF WARRANTY AND LIABILITY which may not be varied by any verbal or written agreement.

PRECAUTIONARY STATEMENTS

Hazards to Humans and Domestic Animals

Keep out of reach of children.

BEST AVAILABLE COPY

WARNING!

CAUSES SUBSTANTIAL BUT TEMPORARY EYE INJURY.
HARMFUL IF INHALED.

Do not get in eyes or breathe spray mist or get in or on clothing.

Wear goggles, face shield or safety glasses.

Wash thoroughly with soap and water after handling.

Remove contaminated clothing and wash before reuse.

FIRST AID: IF IN EYES, hold eyelids open and flush with plenty of water. Get medical attention.

IF INHALED, remove victim to fresh air. If not breathing, give artificial respiration, preferably mouth-to-mouth. Get medical attention.

IF SWALLOWED, drink promptly a large quantity of milk, egg whites, or gelatin solution. If these are not available drink large quantities of water. Get medical attention.

In case of emergency involving this product, Call Collect, day or night, (314) 694-4000.

Environmental Hazards

or potholes). Do not contaminate water when disposing of equipment washwaters.

Physical or Chemical Hazards

Spray solutions of this product should be mixed, stored and applied only in using only stainless steel, aluminum, fiberglass, plastic and on plastic-lined steel containers.

DO NOT MIX, STORE OR APPLY THIS PRODUCT OR SPRAY SOLUTIONS OF THIS PRODUCT IN GALVANIZED STEEL OR UNLINED STEEL (EXCEPT STAINLESS STEEL) CONTAINERS OR SPRAY TANKS. This product or spray solutions of this product react with such containers and tanks to produce hydrogen gas which may form a highly combustible gas mixture. This gas mixture could flash or explode, causing serious personal injury, if ignited by open flame, spark, welder's torch, lighted cigarette or other ignition source.

ACTIVE INGREDIENT:

*Glyphosate, N-(phosphonomethyl) glycine,
in the form of its isopropylamine salt 41.0%

INERT INGREDIENTS: 59.0%
100.0%

* Contains 480 grams per litre or 4 pounds per U.S. gallon of the active ingredient glyphosate, in the form of its isopropylamine salt. Equivalent to 356 grams per litre or 3 pounds per U.S. gallon of the acid, glyphosate.

DIRECTIONS FOR USE

It is a violation of Federal law to use this product in any manner inconsistent with its labeling.

Storage and Disposal

Do not contaminate water, foodstuffs, seed or feed or seed by storage or disposal.

DISPOSAL:

Wastes resulting from the use of this product that cannot be used or chemically reprocessed should be disposed of in a landfill approved for pesticide disposal or in accordance with applicable Federal, state or local procedures.

Emptied container retains vapor and product residue. Observe all labeled safeguards until container is cleaned, reconditioned or destroyed.

Do not reuse container. Return emptied container per the Monsanto container return program. If not returned, triple rinse container,



15107166

then puncture and dispose of in a sanitary landfill, or by incineration, or, if allowed by state and local authorities, by burning. If burned, stay out of smoke.

GENERAL INFORMATION

DO NOT APPLY THIS PRODUCT USING AERIAL SPRAY EQUIPMENT EXCEPT UNDER CONDITIONS AS SPECIFIED WITHIN THIS LABEL.

This product, a water soluble liquid, mixes readily with water to be applied as a foliar spray for the control or destruction of most herbaceous plants. It may be applied through most standard industrial or field-type sprayers after dilution and thorough mixing with water in accordance with label instructions.

This product moves through the plant from the point of foliage contact to and into the root system. Visible effects on most annual weeds occur within 2 to 4 days but on most perennial weeds may not occur for 7 days or more. Extremely cool or cloudy weather following treatment may slow down activity of this product and delay visual effects of control. Visible effects are a gradual wilting and yellowing of the plant which advances to complete browning of aboveground growth and deterioration of underground plant parts.

Unless otherwise specified on this label, delay application until vegetation has emerged and reached the stages described for control of such vegetation under the "WEEDS CONTROLLED" section of this label. Unemerged plants arising from unattached underground rhizomes or root stocks of perennials will not be affected by the spray herbicide and will continue to grow. For this reason, best control of most perennial weeds is obtained when treatment is made at late growth stages approaching maturity.

Always use the higher rate of this product per acre within the recommended range when (1) weed growth is heavy or dense, or (2) weeds are growing in an undisturbed (noncultivated) area.

Do not treat weeds under poor growing conditions such as drought stress, disease or insect damage, as reduced weed control may result. Reduced results control may also occur when treating weeds heavily covered with dust.

This product is recommended for control of emerged weeds prior to establishment of labeled crops. Large amounts of green or decaying vegetation left standing or incorporated into the seedbed may enhance the development of disease in newly planted crops. This may result in poor emergence and/or stands, especially under cool and/or wet conditions.

Spraying early to control young weeds before dense stands develop or light cultivation to assist weed decay will favor preparation of suitable seedbeds.

In reduced tillage and no-till systems, ensure good seed to soil contact and proper seeding depth.

reduced control may result when applications are made to annual or perennial weeds that have been mowed, grazed, or cut, and have not been allowed to regrow to the recommended stage for treatment.

Rainfall or irrigation occurring within 6 hours after application may reduce effectiveness. Heavy rainfall or irrigation within 2 hours after application may wash the chemical off the foliage and a repeat treatment may be required.

This product does not provide residual weed control. For subsequent residual weed control, follow a label-approved herbicide program. Read and carefully observe the cautionary statements and all other information appearing on the labels of all herbicides used.

Buyer and all users are responsible for all loss or damage in connection with the use or handling of mixtures of this product with herbicides or other materials that are not expressly recommended in this labeling. Mixing this product with herbicides or other materials not recommended on this label may result in reduced performance.

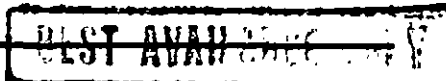
For best results, spray coverage should be uniform and complete. Do not spray weed foliage to the point of runoff.

Keep people and pets off treated areas until spray solution has dried to prevent transfer of this product onto desirable vegetation.

ATTENTION: AVOID DRIFT. EXTREME CARE MUST BE USED WHEN APPLYING THIS PRODUCT TO PREVENT INJURY TO DESIRABLE PLANTS AND CROPS.

Do not allow the herbicide solution to mist, drip, drift, or splash onto desirable vegetation since minute quantities of this herbicide can cause severe damage or destruction to the crop, plants, or other areas on which treatment was not intended. The likelihood of injury occurring from the use of this product is greatest when winds are gusty or in excess of 5 miles per hour or when other conditions, including lesser wind velocities, will allow spray drift to occur. When spraying, avoid combinations of pressure and nozzle type that will result in splatter or fine particles (mist) which are likely to drift. **AVOID APPLYING AT EXCESSIVE SPEED OR PRESSURE.**

NOTE: Use of this product in any manner not consistent with this label may result in injury to persons, animals, crops, or other unintended consequences. Keep container closed to prevent spills and contamination.



**MIXING, ADDITIVES AND
APPLICATION INSTRUCTIONS**

APPLY THESE SPRAY SOLUTIONS IN PROPERLY MAINTAINED AND CALIBRATED EQUIPMENT CAPABLE OF DELIVERING DESIRED VOLUMES. DO NOT APPLY UNDER WHEN WIND OR OTHER CONDITIONS WHICH ALLOW FAVOR DRIFT TO OCCUR. HAND GUN APPLICATIONS SHOULD BE PROPERLY DIRECTED TO AVOID SPRAYING DESIRABLE PLANTS. **NOTE: REDUCED RESULTS MAY OCCUR IF WATER**

CONTAINING SOIL IS USED, such as SUCH AS WATER FROM PONDS AND UNLINED DITCHES.

MIXING

This product mixes readily with water. Mix spray solutions of this product as follows: Fill the mixing or spray tank with the required amount of water. Add the proper recommended amount of this product (see "DIRECTIONS FOR USE" and "WEEDS CONTROLLED" sections of this label) near the end of the filling process and mix well. Remove hose from tank immediately after filling to avoid siphoning back into the carrier source. During mixing and application, foaming of the spray solution may occur. To prevent or minimize foam, avoid the use of mechanical agitators, place the filling hose below the surface of the spray solution, terminate by-pass and return lines at the bottom of the tank and, if needed, use an approved anti-foam or defoaming agent.

TANK MIXTURES

Always predetermine the compatibility of labeled tank mixtures of this herbicide with water carrier by mixing small proportional quantities in advance.

Mix labeled tank mixtures of this product with water as follows:

1. Place a 20 to 35 mesh screen or wetting basket over filling port.
2. Through the screen, fill the sprayer tank one-half full with water and start agitation.
3. If a wettable powder is used, make a slurry with the water carrier, and add it SLOWLY through the screen into the tank. Continue agitation.
4. If a flowable formulation is used, premix one part flowable with one part water. Add diluted mixture SLOWLY through the screen into the tank. Continue agitation.
5. If an emulsifiable concentrate formulation is used, premix one part emulsifiable concentrate with two parts water. Add diluted mixture slowly through the screen into the tank. Continue agitation.
6. Continue filling the sprayer tank with water and add the required amount of this product near the end of the filling process.
7. Where nonionic surfactant is recommended, add this to the spray tank before completing the filling process.
8. Add individual formulations to the spray tank as follows: wettable powder, flowable, emulsifiable concentrate, drift control additive, water soluble liquid followed by surfactant.

BEST AVAILABLE COPY

140 of 166
Maintain good agitation at all times until the contents of the tank are sprayed. If the spray mixture is allowed to settle, thorough agitation is required to resuspend the mixture before spraying is resumed.

Keep by-pass line on or near bottom of tank to minimize foaming. Screen size in nozzle or line strainers should be no finer than 50 mesh. Carefully select proper nozzle to avoid spraying a fine mist. For best results with conventional ground application equipment, use flat fan nozzles.

Clean sprayer and parts immediately after using this product by thoroughly flushing with water.

ADDITIVES

SURFACTANTS

Nonionic surfactants which have at least 80 to 70 percent active ingredient and are labeled for use with herbicides may be used. Do not reduce rates of this herbicide when adding surfactant. When adding additional surfactant or when label instructions require the use of additional surfactant, use 0.5 percent surfactant concentration (2 quarts per 100 gallons of spray solution). Read and carefully observe surfactant cautionary statements and other information appearing on the surfactant label.

AMMONIUM SULFATE

this product
The addition of 1 to 2 percent dry ammonium sulfate by weight (or liquid equivalent), may increase the performance of Roundup-RT herbicide ~~this product~~ in tank mixtures on annual weeds. Add 8.5 to 17 pounds of dry ammonium sulfate per 100 gallons of spray solution. The improvement in performance may be apparent where environmental stress is a concern. Use the higher rate of ammonium sulfate with Roundup-RT when treating large or dense populations of annual weeds. Low-quality ammonium sulfate may contain material that will not readily dissolve which could result in nozzle-tip plugging. To determine quality, perform a jar test by adding 1/3 cup of ammonium sulfate to 1 gallon of water and agitate for 1 minute. If undissolved sediment is observed, predissolve the dry additive in water and filter prior to addition to the spray tank. If ammonium sulfate is added directly to the spray tank, add slowly with agitation. Adding too quickly may clog outlet lines. Ensure that ammonium sulfate is completely dissolved in the spray tank before adding herbicides. Thoroughly rinse the spray system with clean water after use to reduce corrosion. Observe all precautionary statements on the ammonium sulfate product labels.

NOTE: The use of ammonium sulfate as an additive does not preclude the need for additional surfactant. Do not use herbicide rates lower than recommended in this label.

~~"Banvel is a trademark of Sandoz, Inc."~~

BEST AVAILABLE COPY

141 of 166

**APPLICATION EQUIPMENT
AND TECHNIQUES**

Do not apply this product through any type of irrigation system.

This product may be applied using either aerial, conventional ground or hooded spray equipment. Use extreme care to avoid misting or drifting of herbicide solution onto foliage, green stems or fruit of desirable crops, trees, or plants during both growing and dormant periods, since even very small quantities of spray can cause severe plant injury.

GROUND APPLICATION: Apply recommended rates of this product in 3 to 10 gallons of water per acre as a broadcast spray. For optimum spray distribution and coverage, use flat fan or low-volume nozzles. When using flood nozzles, space them no more than 40 inches apart and ensure double overlap of spray pattern. Refer to the manufacturer's recommendations for correct pressure and nozzle height above the target canopy. Avoid pressure and nozzles which produce fine droplets or mist.

Use appropriate marking devices to ensure uniform spray coverage and best results from the herbicide.

AERIAL APPLICATION: Apply the recommended rates of this product in 3 to 5 gallons of water per acre as a broadcast spray. **DO NOT APPLY DURING INVERSION CONDITIONS, WHEN WINDS ARE GUSTY, OR UNDER ANY OTHER CONDITION WHICH WILL ALLOW FAVORS DRIFT. DRIFT MAY CAUSE DAMAGE TO ANY VEGETATION CONTACTED TO WHICH TREATMENT WAS NOT INTENDED. TO PREVENT INJURY TO ADJACENT DESIRABLE VEGETATION, APPROPRIATE BUFFER ZONES MUST BE MAINTAINED.**

Coarse sprays are less likely to drift; therefore, do not use nozzles or nozzle configurations which dispense spray as fine spray droplets. Do not angle nozzles forward into the airstream and do not increase spray volume by increasing nozzle pressure.

SPRAYER CLEANUP

CLEAN THE ENTIRE SPRAYER AFTER APPLICATION OF THIS PRODUCT. Failure to clean the sprayer thoroughly may result in injury to desirable crops which are subsequently sprayed. First, add clean water to the tank and thoroughly rinse the entire sprayer system. Secondly, fill the tank with water and ammonia. Add 1 quart of household ammonia per 25 gallons of water. Pump enough solution through the hoses, boom and nozzles to fill these parts completely. Then fill the tank, close and leave for 24 hours before draining and rinsing thoroughly with water.

Application or use of other agricultural chemicals with the equipment used for this product may result in injury to desirable vegetation.

Thoroughly wash aircraft, especially landing gear, after each day of spraying to remove residues of this product accumulated during spraying or from spills. **PROLONGED EXPOSURE OF THIS PRODUCT TO UNCOATED STEEL SURFACES MAY RESULT IN CORROSION AND POSSIBLE**

142 of 166

FAILURE OF THE PART. LANDING GEAR ARE MOST SUSCEPTIBLE. The maintenance of an organic coating (paint) which meets aerospace specification MIL-C-38413 may prevent corrosion.

WEEDS CONTROLLED

This herbicide controls many annual and perennial grasses and broadleaf weeds.

ANNUAL WEEDS

• Add a nonionic surfactant at a rate of 0.5 percent by total spray volume.

- Apply to actively growing grass and broadleaf weeds.
- Allow at least 3 days after treatment before tillage.
- For maximum agronomic benefit, apply when weeds are 6 inches or less in height.
- To prevent seed production, applications should be made prior to seedhead formation.
- This product does not provide residual control; therefore, delay application until maximum weed emergence. Repeat treatments may be necessary to control later germinating weeds.
- Do not use these rates for weeds that have been mowed, grazed or cut, unless weed regrowth has occurred and weeds are vigorously growing.
- Refer to the "TANK MIXTURES" portion of this section for control of additional broadleaf weeds.

RECOMMENDED RATES AND WEEDS CONTROLLED

ANNUAL WEED SPECIES	MAXIMUM HEIGHT/ GROWTH STAGE	RATE PER ACRE** (FLUID OUNCES)
Foxtail <i>Setaria spp.</i>	12"	8 oz.
Barnyardgrass <i>Echinochloa crus-galli</i>	6"	12 oz.
Bluegrass, annual <i>Poa annua</i>		
Brome, downy* <i>Bromus tectorum</i>		

BEST AVAILABLE COPY

Pennycress, field;
Fanweed
Thlaspi arvense

Rocket, London
Sisymbrium irio

Ryegrass, Italian
Lolium multiflorum

Shepherdspurse
Capsella bursa-pastoris

Spurge, annual
Euphorbia spp.

Buttercup
Ranunculus spp. 12" 16 oz.

Cocklebur
Xanthium strumarium

Crabgrass
Digitaria spp.

Dwarfdandelion
Krigia cespitosa

Falseflax, smallseed
Camelina microcarpa

~~**Fentail, Carolina**~~
~~*Alopecurus carolinianus*~~

Johnsongrass, seedling
Sorghum halepense

Lambsquarters, common
Chenopodium album

Oats, wild
Avena fatua

Panicum, fall
Panicum dichotomiflorum

Panicum, Texas
Panicum texanum

Pigweed, redroot
Amaranthus retroflexus

Pigweed, smooth
Amaranthus hybridus

Witchgrass
Panicum capillare

Signalgrass, broadleaf Bracharia platyphylla	6"	24 oz.
Teaweed Sida spinosa	3"	32 oz.
Eveningprimrose, cutleaf Oenothera laciniata	12"	32 oz.
Geranium, Carolina Geranium carolinianum		
Goosegrass Eleusine indica		
Pusley, Florida Richardia scabra	12"	32 oz.
Sicklepod Cassia obtusifolia		
Spanishneedles Bidens bipinnata		
Filaree Erodium spp.	12"	48 oz.

* For control in no-till systems, use 16 fluid ounces per acre.

** For those rates less than 32 fluid ounces per acre, this product at rates up to 32 fluid ounces per acre may be used where heavy weed densities exist.

**FALLOW AND
REDUCED TILLAGE SYSTEMS**

Use this product in fallow and reduced tillage systems for control of annual weeds prior to emergence of crops listed in this label. Refer to the "WEEDS CONTROLLED" section of this label for specific rates and instructions. This product may be applied using ground or aerial spray equipment. See the "APPLICATION EQUIPMENT AND TECHNIQUES" section of this label for instructions.

TANK MIXTURES

- **MON-35085 RT plus BANVEL
plus NONIONIC SURFACTANT** ■
- **MON-35085 RT plus 2,4-D
plus NONIONIC SURFACTANT** ■
- **MON-35085 RT plus ATRAZINE or BLADEX™
plus NONIONIC SURFACTANT** ■

The addition of Banvel in a mixture with this product may provide short-term residual control of selected weed species. Some crop injury may occur in Banvel is applied within 45 days of planting. Refer to the Banvel and 2,4-D labels for cropping restrictions and other use instructions.

These recommended tank mixtures may be applied using ground or aerial spray equipment. Refer to the "WEEDS CONTROLLED" section of this label for specific rates and instructions.

This product plus Banvel or 2,4-D will control the annual grasses and broadleaf weeds previously listed for this product alone at the indicated heights (except 8 ~~fluid~~ ounces per acre applications), plus the following broadleaf weeds. For those weeds previously listed at 8 ~~fluid~~ ounces of this product alone per acre, use the 12 ~~fluid~~ ounces rate in these tank mixtures.

NOTE: Refer to the specific product labels for crop rotation restrictions and cautionary statements of all products used in tank mixtures. Some crop injury may occur if Banvel is applied within 45 days of planting. The addition of Banvel in a mixture with this product may provide short-term residual control of selected weed species.

Apply 12 to 16 ~~fluid~~ ounces of this product plus 0.25 pound a.i. of Banvel, or 0.5 pound a.e.i. of 2,4-D plus 0.5 ~~to~~ percent nonionic surfactant by total spray volume per acre to control dense populations of the following annual broadleaf weeds when less than 6 inches in height:

Kochia*

Kochia scoparia

Lambsquarters

Chenopodium album

Lettuce, prickly

Lactuca serriola

Pigweed, Redroot

Amaranthus retroflexus

Thistle, Russian

Salsola kali

BEST AVAILABLE COPY

*Controlled with Banvel tank mixture only.

This product plus atrazine or Bladex plus nonionic surfactant tank mixture provides postemergence control of listed annual weeds in fallow and reduced tillage systems. In addition, this tank mixture will provide soil residual control of weeds listed on the atrazine and Bladex label.

For use only in Colorado, Kansas, Nebraska, Oklahoma, Oregon, South Dakota, and Washington.

ANNUAL WEEDS CONTROLLED

147-f166

Barnyardgrass
Echinochloa crus-galli

Brome, downy
Bromus tectorum

Foxtail, green
Setaria viridis

Kochia*
Kochia scoparia

Lambsquarters
Chenopodium album

Lettuce, prickly
Lactuca serriola

Mustard, tansy
Descurainia pinnata

Pigweed
Amaranthus spp.

Sandbur, field
Cenchrus spp.

Stinkgrass
Eragrostis cilianensis

Thistle, Russian
Salsola kali

Wheat
Triticum aestivum

Witchgrass
Panicum capillare

BEST AVAILABLE COPY

Apply 12 ~~fluid~~ ounces of this product with 1 pound or less of the active ingredient atrazine per acre or 16 ~~fluid~~ ounces of this product with 2 pounds or less of the active ingredient atrazine per acre, or 20 ~~fluid~~ ounces of this product with 1 to 3 pounds of the active ingredient atrazine per acre, plus 0.5 ~~to~~ percent nonionic surfactant by total spray volume. Apply 16 ~~fluid~~ ounces of this product with 2.4 to 4 pounds of the active ingredient cyanazine in Bladex per acre plus 0.5 ~~to~~ percent nonionic surfactant. Barnyardgrass will be suppressed at the 20 ~~fluid~~ ounces per acre rate and will require up to 26 ~~fluid~~ ounces per acre for control. In Oregon and Washington, do not exceed 1 pound of the active ingredient atrazine per acre. The addition of 2 percent dry ammonium sulfate by weight (or liquid equivalent) or 17 pounds per 100 gallons of water is recommended to increase the performance of this product plus atrazine or Bladex plus nonionic surfactant tank mixtures.

Consult the atrazine or Bladex labels (90 DF, 4L, 80W) for use rates, soil type, planting, cropping and other restrictions, as

148 of 166
well as other precautionary statements and use according to the most restrictive label.

These tank mixtures may be applied with ground or aerial equipment. See the "APPLICATION EQUIPMENT AND TECHNIQUES" section for instructions.

For ground application, apply in 3 to 10 gallons of water per acre.

For aerial application, apply 3 to 5 gallons of water per acre.

*Bladex is a trademark of E. I. duPont de Nemours and Company.

POSTHARVEST APPLICATIONS

This product will provide control of existing weeds following grain harvest. Weeds should be allowed to regrow after damage incurred during harvest operations, and to recover from environmental stress, before application of this product. Weeds should be treated prior to the heading stage of annual grasses, ~~if possible~~, and before broadleaf weeds exceed 24 inches in height. Nonionic surfactant should be added at 0.5 ~~to~~ 1 percent by total spray volume. Use of ammonium sulfate is recommended and may improve performance on annual weeds.

Apply 12 ~~fluid~~ ounces of this product per acre plus nonionic surfactant to control downy brome, green foxtail, stinkgrass and volunteer wheat.

To control kochia, lambsquarters, mustard, pigweed and Russian thistle, apply 16 ~~fluid~~ ounces of this product plus 0.25 pounds a.i. of Banvel or 0.5 pounds a.e. ~~l.~~ of 2,4-D plus nonionic surfactant per acre.

Apply 20 ~~fluid~~ ounces of this product per acre plus nonionic surfactant to control barnyardgrass, sandbur, ~~sunflower~~ and witchgrass. The addition of 0.25 pound a.i. of Banvel or 0.5 pound a.e. of 2,4-D plus nonionic surfactant to 20 ~~fluid~~ ounces of this product will control prickly lettuce.

ECOFARMING SYSTEMS

The Ecofarming System consists of the following rotation: winter wheat, corn/sorghum, ecofallow.

Use the following tank mixtures for control of emerged annual weeds before planting corn or sorghum in the Ecofarming System.

MON-35085 RT at 16 to 20 ~~fluid~~ ounces per acre
plus
2,4-D at 0.375 to 0.5 pound a.i. per acre
plus
ATRAZINE at 0.75 to 1 pound a.i. per acre
plus
LASSO® at 2.5 to 3 quarts per acre

Add a nonionic surfactant at 0.5 percent by total spray volume.

The above tank mixture should be applied in 28-0-0 or 32-0-0 liquid fertilizer carrier at 20 to 30 gallons per acre. The liquid fertilizer may be diluted with water to achieve the proper carrier volume.

WEEDS CONTROLLED - The following weeds, ~~up to a maximum height of 4 inches,~~ will be controlled ~~up to a maximum height of 4 inches.~~

Brome, downy
Bromus tectorum

Cheat
Bromus secalinus

Foxtail, green
Setaria viridis

Foxtail, yellow
Setaria lutescens

Kochia*
Kochia scoparia

Lettuce, prickly
Lactuca serriola

Pigweed, redroot
Amaranthus retroflexus

Thistle, Russian
Salsola kali

Wheat, volunteer
Triticum aestivum

*For improved control of kochia, add 4 ~~fluid~~ ounces per acre (0.125 pound a.i. per acre) of Banvel to the above tank mixture.

Risk of crop injury from 2,4-D or Banvel can be reduced by applying this treatment 7 to 14 days before planting.

Refer to the Lasso label ~~booklet for Lasso herbicide~~ for preemergence weed control achieved by this tank mixture.

Refer to the specific product labels for crop rotation restrictions and cautionary statements for all products used in these tank mixtures.

©Lasso is a registered trademark of Monsanto Company.

AID TO TILLAGE

This product used in conjunction with preplant and conventional fallow tillage practices will provide control of downy brome, volunteer wheat, tansy mustard and foxtail.

Apply 8 fluid ounces per acre (~~1 1/2~~ pint) of this product plus 0.5 to 1 percent nonionic surfactant by total spray volume as a broadcast spray in 3 to 10 gallons of water per acre.

For ground application, apply in 3 to 10 gallons of water per acre. For aerial applications, apply in 3 to 5 gallons of water per acre. Do not mix with residual herbicides.

Application of this product should be made when weeds are actively growing and before weeds are greater than 6 inches tall. Application must be followed by conventional tillage practices before regrowth of the treated plants occurs. Allow at least one day after application before tillage. Tillage must occur no later than 15 days following application.

This product does not provide residual weed control. Repeat treatments may be necessary to control subsequent germinating weeds.

) Do not treat weeds under poor growing conditions such as drought stress, or disease or insect damage as reduced weed control may result. Reduced results also may occur when treating weeds heavily covered with dust, or when straw canopy covers the weeds.

PERENNIAL WEEDS

Apply this product as follows to control or destroy most perennial weeds:

NOTE: If weeds have been mowed or tilled, do not treat until plants have resumed active growth and are ~~at~~ **have reached** the recommended stages **of growth**. Repeat treatments may be necessary to control weeds regenerating from underground parts or seed. Repeat treatments must be made prior to crop emergence.

) The addition of **1 to 2** percent dry ammonium sulfate by weight or **8.5 to 17** pounds per 100 gallons of water may increase the performance of this herbicide on perennial weeds. The improvement in performance may be apparent where environmental stress is a concern. Refer to the "Mixing, Additives and Application Instructions" section of this label.

When applied as recommended under the conditions described, this product will CONTROL the following perennial weeds:

Alfalfa
Medicago sativa

Johnsongrass
Sorghum halepense

Nightshade, silverleaf
Solanum elaeagnifolium

Quackgrass
Agropyron repens

BEST AVAILABLE COPY

151 of 166

Ryegrass, perennial
Lolium perenne

Spurge, leafy
Euphorbia esula

Thistle, Canada
Cirsium arvense

***Partial Control**

Johnsongrass/Ryegrass, perennial—Apply 1 to 3 quarts of this product per acre. In annual cropping systems, apply 1 to 2 quarts of this product per acre. Apply 1 quart of this product plus 0.5 to 1 percent nonionic surfactant by total spray volume in 5 to 10 gallons of water per acre. Use 2 quarts of this product when applying 10 to 40 gallons of water per acre. In noncrop or areas where annual tillage (no-till), is not performed, apply 2 to 3 quarts of this product in 10 to 40 gallons of water per acre. For best results, apply to actively growing plants when most have reached the boot-to-head stage of growth. Allow 7 or more days after application before tillage. Do not tank-mix with residual herbicides when using the 1 quart per acre rate. See "DIRECTIONS FOR USE" and "MIXING, ADDITIVES AND APPLICATION INSTRUCTIONS" sections of this label for labeled uses and specific application instructions.

For burndown of contacted vegetation, apply 1 pint per acre plus 0.5 to 1 percent nonionic surfactant in 5 to 10 gallons of water per acre before the plants reach a height of 12 inches. For this use, allow at least 3 days after treatment before tillage.

Quackgrass—In Annual Cropping Systems, or in Pastures and Sods Followed by Deep Tillage: Apply 1 to 2 quarts of this product per acre. For the one quart rate, apply 0.5 to 1 percent nonionic surfactant by total spray volume in 5 to 10 gallons of water per acre. For the 2 quart rate, apply in 10 to 40 gallons of water per acre. Do not tank-mix with residual herbicides when using the 1 quart rate. Spray when quackgrass is 8 to 12 inches high and actively growing. Do not till between harvest and fall applications or in the fall or spring prior to spring application. Allow 3 or more days after application before tillage. In pastures or sods, for best results, use a moldboard plow.

Quackgrass—Pasture or Sod or Other Noncrop Areas Where Deep Tillage is Not Planned Following Application: Apply 2 to 3 quarts in 10 to 40 gallons of water per acre. Spray when the quackgrass is greater than 8 inches tall and actively growing. Do not till between harvest and fall application or in the fall or spring prior to spring application. Allow 3 or more days after application before tillage.

See "DIRECTIONS FOR USE" and "MIXING, ADDITIVES and APPLICATIONS INSTRUCTIONS" sections of this pamphlet for labeled uses and specific application instructions.

Spurge, leafy—For control suppression, apply 16 fluid ounces of this product plus 16 ounces of 2,4-D (0.5 pound a.i. of 2,4-D per

BEST AVAILABLE COPY

152 of 166

acre plus 0.5 percent nonionic surfactant by total spray volume in 3 to 10 gallons of water per acre in the late summer or fall. Apply when plants are actively growing. If mowing has occurred prior to treatment, apply when most of the plants are 12 inches tall. Allow 7 or more days after application before tillage.

Thistle, Canada—Apply 2 to 3 quarts of this product per acre. Apply to actively growing thistles when most are at or beyond the bud stage of growth. After harvest, mowing or tillage in the late summer or fall, allow at least 4 weeks for initiation of active growth and rosette development prior to the application of this product. Fall treatments must be applied before a killing frost. Allow 3 or more days after application before tillage. See ~~"DIRECTIONS FOR USE" and "MIXING, ADDITIVES and APPLICATION INSTRUCTIONS"~~ sections of this pamphlet for labeled uses and specific application instructions.

For suppression of Canada thistle, apply 1 quart per acre of this product plus 0.5 percent nonionic surfactant by total spray volume in 3 to 10 gallons of water per acre in the late summer or fall after harvest, mowing or tillage. Allow rosette regrowth to a minimum of 6 inches in diameter before treating. Applications can be made as long as leaves are still green and plants are actively growing at the time of application. Allow 3 or more days after application before tillage.


Other perennials listed on this label—Apply 3 to 5 quarts of this product per acre. Apply when actively growing and when most have reached early head or early bud stage of growth. Allow 7 or more days after application before tillage.

See "DIRECTIONS FOR USE" and "MIXING, ADDITIVES, AND APPLICATION INSTRUCTIONS" sections of this pamphlet for labeled uses and specific application instructions.

TANK MIXTURES

When applied as directed under the conditions described, this product plus Banvel or 2,4-D will SUPPRESS or CONTROL the following perennial broadleaf weed:

Bindweed, field
Convolvulus arvensis



For suppression, apply 16 fluid ounces of this product plus 0.5 lb a.e.f. of 2,4-D or 0.25 lb a.i. of Banvel, plus 0.5 to 1 percent nonionic surfactant by total spray volume in 3 to 10 gallons of water per acre for ground applications and 3 to 5 gallons of water per acre for aerial applications. Applications should be delayed until maximum emergence has occurred and when vines are between 6 to 18 inches in length. These tank mixtures may be applied using aerial application equipment in fallow and reduced tillage systems only.

For control, apply 2 quarts of this product plus 0.5 pound a.i. of Banvel in 3 to 20 gallons of water per acre. At these rates, apply using ground application equipment only.

153 of 166

CROPPING SYSTEMS

~~This product controls annual and perennial weeds listed on this label, prior to the emergence of the crops listed below.~~

See "GENERAL INFORMATION" and "APPLICATION EQUIPMENT AND TECHNIQUES" sections of this label for essential product performance information.

Repeat treatments may be necessary to control weeds regenerating from underground parts or seed. Except as otherwise specified on this label, repeat treatments must be made before the crop emerges, in accordance with the instructions of this label.

Except as otherwise specified in a crop section of this label, the combined total of all treatments must not exceed 8 quarts per acre of this product per year.

Do not plant subsequent crops other than those on this label for ~~one year~~ 30 days following application.

~~For other cropping systems, except following spot treatment in forage grasses and legumes, do not harvest or feed treated crops vegetation for 8 weeks after following application. Allow 14 days~~ Following spot treatment or selective equipment use ~~allow 14 days~~ before grazing domestic livestock or harvesting forage grasses and legumes.

~~This product controls annual and perennial weeds listed on this label, prior to the emergence of these crops.~~

- ALFALFA*
- BARLEY*
- BEANS (All)
- BEETS (Red, Sugar)
- CARROT
- CORN (All)*
- COTTON*
- FORAGE GRASSES*
- FORAGE LEGUMES*
- LENTILS
- OATS*
- ONION
- PEAS (All)
- POTATO (Irish, sweet)
- RADISH
- SORGHUM (Milo)*
- SOYBEANS*
- WHEAT*

BEST AVAILABLE COPY

*Spot treatments may be applied in these crops.

Spot Treatment (Only those crops with "*" can be spot treated)-Applications in growing crops must be made prior to

heading of small grains and milo, initial pod set in soybeans, silking of corn, boll opening on cotton.

For forage grasses and forage legumes see "Spot Treatment" in the "Pastures" section of "Cropping Systems" in this label.

For dilution and rates of application using boom or hand-held equipment, see "Mixing, Additives and Application Instructions" and "Weeds Controlled" sections of this label.

NOTE: FOR FORAGE GRASSES AND FORAGE LEGUMES, NO MORE THAN ONE-TENTH OF ANY ACRE SHOULD BE TREATED AT ONE TIME. FOR ALL OTHER CROPS, DO NOT TREAT MORE THAN 10 PERCENT OF THE TOTAL FIELD AREA TO BE HARVESTED.

THE CROP RECEIVING SPRAY IN TREATED AREA WILL BE KILLED. TAKE CARE TO AVOID DRIFT OR SPRAY OUTSIDE TARGET AREA FOR THE SAME REASON.

Selective Equipment—This product may be applied through recirculating sprayers, shielded applicators, or wiper applicators in cotton and soybeans. Shielded and wiper applicators may also be used in tree crops and grapes. Wiper applicators may be used in rutabagas, forage grasses and forage legumes, including pasture sites and sorghum milo.

See the "Selective Equipment" part of the "Application Equipment and Techniques" section of this label for information on proper use and calibration of this equipment.

Allow at least the following time intervals between application and harvest:

- Cotton, Soybeans7 days
- Apples, Avocado, Cherry,
Grapes, Pear14 days
- Stone Fruit17 days
- Sorghum (milo)*40 days

* Do not use roller applicators. Do not feed or graze treated milo fodder. Do not ensile treated vegetation.

ASPARAGUS

When applied as directed for "Cropping Systems" under the conditions described, this product controls weeds listed on this label in asparagus.

For specific rates of applications and instructions for control of various annual and perennial weeds, see the "Weeds Controlled" section of this label.



155 of 166

Prior to Crop Emergence—Apply this product prior to crop emergence for the control of emerged labeled annual and perennial weeds. DO NOT APPLY WITHIN A WEEK BEFORE THE FIRST SPEARS EMERGE.

Spot Treatment—Apply this product immediately after cutting, but prior to the emergence of new spears. Do not treat more than 10 percent of the total field area to be harvested. Do not harvest within 5 days of treatment.

Postharvest—Apply this product after the last harvest and all spears have been removed. If spears are allowed to regrow, delay application until ferns have developed. Delayed treatments should be applied as directed or shielded spray in order to avoid contact of the spray with ferns, stems or spears. Direct contact of the spray with the asparagus may result in serious crop injury.

NOTE: Select and use recommended types of spray equipment for postemergence postharvest applications. A directed spray is any application where the spray pattern is aligned in such a way as to avoid direct contact of the spray with the crop. A shielded spray is any application where a physical barrier is positioned and maintained between the spray and the crop to prevent contact of spray with the crop.

~~TREE AND VINE CROPS~~

~~For use only in Idaho, Utah and Washington.~~


~~This product is recommended for weed control in established groves, vineyards, or orchards, or for site preparation prior to transplanting crops listed in this section. Applications may be made with boom equipment, CDA, shielded sprayers, hand held and high volume wands, lances, or orchard guns, or with wiper applicator equipment, except as directed in this section. See the "Application Equipment and Techniques" section of this label for specific information on use of equipment.~~

~~When applying Roundup RT alone, refer to the "Weeds Controlled" section of this label for recommended rates to be used.~~

NOTE

~~Repeat treatments may be necessary to control weeds originating from underground parts of untreated weeds or from seeds. This product does not provide residual weed control. For subsequent weed control, follow a program using residual herbicides or use repeated applications of this product. Do not apply more than 10.6 quarts of this product per acre per year.~~

~~EXTREME CARE MUST BE EXERCISED TO AVOID CONTACT OF HERBICIDE SOLUTION, SPRAY, DRIFT, OR MIST WITH FOLIAGE OR GREEN BARK OF TRUNK, BRANCHES, SUCKERS, FRUIT, OR OTHER PARTS OF TREES OR VINES. CONTACT OF THIS PRODUCT WITH OTHER THAN MATURED BROWN BARK CAN RESULT IN SERIOUS CROP DAMAGE.~~



~~AVOID PAINTING OUT STUMPS WITH THIS PRODUCT AS INJURY RESULTING FROM ROOT GRAFTING MAY OCCUR IN ADJACENT TREES.~~

~~Reduced control may result when applications are made to annual or perennial weeds that have been mowed, grazed or cut and have not been allowed to regrow to the recommended stage for treatment.~~

~~For specific rates of applications and instructions, see the "Weeds Controlled" section of this label.~~

~~TANK MIXTURES
TREE AND VINE CROPS~~

~~When applied as a tank mixture, this product provides control of the emerged annual weeds and partial control of the emerged perennial weeds listed in this label. The following residual herbicides will provide preemergence control of these weeds listed in the individual product labels.~~

- ~~ROUNDUP® RT plus GOAL™ 1.6E~~
- ~~ROUNDUP RT plus KARMEX™ WP~~
- ~~ROUNDUP RT plus KROVAR™ I~~
- ~~ROUNDUP RT plus KROVAR™ II~~
- ~~ROUNDUP RT plus SIMAZINE,
CALIBER™ 90~~
- ~~ROUNDUP RT plus SIMAZINE 4L~~
- ~~ROUNDUP RT plus SIMAZINE 80W~~
- ~~ROUNDUP RT plus SOLICAM™ 80WP~~
- ~~ROUNDUP RT plus SURFLAN™ AS~~
- ~~ROUNDUP RT plus SURFLAN 75W~~
- ~~ROUNDUP RT plus SIMAZINE
(80W, or 4L, or CALIBER 90)
plus SURFLAN (AS or 75W)~~
- ~~ROUNDUP RT plus GOAL (1.6E)
plus SURFLAN (AS or 75W)~~
- ~~ROUNDUP RT plus GOAL (1.6E)
plus SURFLAN (AS or 75W)
plus SIMAZINE (80W, 4L
or CALIBER 90)~~

~~When tank mixing with residual herbicides, add an agriculturally approved nonionic surfactant.~~

~~Do not apply these tank mixtures in Puerto Rico.~~

BEST AVAILABLE COPY

1578166

CONTROL OF EMERGED WEEDS

~~Annual Weeds Apply 1 quart per acre of this product in these tank mixtures, when weeds are less than 12 inches tall. For weeds greater than 12 inches tall, apply 1.5 quarts per acre.~~

~~Perennial Weeds For partial control of perennial weeds using these tank mixtures, apply 2 to 5 quarts per acre of this product. Follow the recommendations in the "Weeds Controlled" section of this label for stage of growth and rate of application for specific perennial weeds.~~

PREEMERGENCE WEED CONTROL

~~The following are the labeled rates for the recommended residual herbicides:~~

PRODUCT	RATE/ACRE
Goal 1.6E	1.25 to 5 qts.
Karmex WP	2 to 8 lbs.
Krovar I	2 to 8 lbs.
Krovar II	2 to 8 lbs.
Simazine, Caliber 90	1.1 to 10.6 lbs.
Simazine, 80W	1 1/4 to 12 lbs.
Simazine 4L	2 to 9.6 qts.
Solican 80WP	2 1/4 to 5 lbs.
Surflan AS	2 to 4 qts.
Surflan 75W	22/3 to 51/3 lbs.

~~NOTE: These residual herbicides may provide post-emergence activity on certain annual weed species.~~

~~Refer to the individual product labels for specific crops, rates, geographical restrictions and precautionary statements.~~

~~Read and carefully observe the label claims, cautionary statements, rates and all other information on the labels of all products.~~

~~For specific rates of application and instructions see the "Weeds Controlled" section of this label.~~

ROUNDUP® RT plus GOAL

~~Roundup RT alone and Roundup RT plus Goal tank mixtures will control or suppress annual weeds listed below.~~

~~Apply the recommended rates plus 0.5 to 1 percent nonionic surfactant by spray volume in 3 to 10 gallons of water per acre. Apply when weeds are actively growing and less than 6 inches in height. If weeds are under drought stress, irrigate prior to application.~~

RECOMMENDED RATES AND WEEDS CONTROLLED

BEST AVAILABLE COPY

WEEDS CONTROLLED

Weed Species	Maximum Height (inches)	Roundup® RT + Goal (quarts/acre)
Barley, wild	4	0.5 to 1 + 0.5 to 5
Bluegrass, annual	4	0.5 to 1 + 0.5 to 5
Cheeseweed, common	4	0.5 to 1 + 0.5 to 5
Chickweed, common	4	0.5 to 1 + 0.5 to 5
Flaxleaf, fleabane	4	0.5 to 1 + 0.5 to 5
Groundsel, common	4	0.5 to 1 + 0.5 to 5
Marestail	4	0.5 to 1 + 0.5 to 5
Pineappleweed	4	0.5 to 1 + 0.5 to 5
Rocket, London	4	0.5 to 1 + 0.5 to 5
Shepherdspurse	4	0.5 to 1 + 0.5 to 5
Sowthistle, annual	4	0.5 to 1 + 0.5 to 5
Cheeseweed, common	12	1 to 1.5 + 1 to 5
Nettle, stinging	12	1 to 1.5 + 1 to 5
Filaree	12	1 to 1.5 + 1 to 5

®Goal is a trademark of Rohm and Haas Company.

®Solicam is a trademark of Sandez, Inc.

BEST AVAILABLE COPY

TREE AND VINE CROPS

For use only in Idaho, Utah and Washington.

This product is recommended for weed control in established groves, vineyards, or orchards, or for site preparation prior to transplanting crops listed in this section. Applications may be made with boom equipment, CDA, shielded sprayers, hand-held and high-volume wands, lances, or orchard guns, or wiper-wiped applicator equipment, except as directed in this section. See the "Application Equipment and Techniques" section of this label for specific information on use of equipment.

When applying this product, refer to the "Weeds Controlled" section of this label and to specific recommendations in this section for rates to be used.

NOTE

Repeat treatments may be necessary to control weeds originating from underground parts of untreated weeds or from seeds. This

167 1166

product does not provide residual weed control. For subsequent weed control, use repeated applications of this product. Do not apply more than 10.6 quarts of this product per acre per year.

EXTREME CARE MUST BE EXERCISED TO AVOID CONTACT OF HERBICIDE SOLUTION, SPRAY, DRIFT, OR MIST WITH FOLIAGE OR GREEN BARK OF TRUNK, BRANCHES, SUCKERS, FRUIT, OR OTHER PARTS OF TREES OR VINES. CONTACT OF THIS PRODUCT WITH OTHER THAN MATURED BROWN BARK CAN RESULT IN SERIOUS CROP DAMAGE.

AVOID PAINTING OUT STUMPS WITH THIS PRODUCT AS INJURY RESULTING FROM ROOT GRAFTING MAY OCCUR IN ADJACENT TREES.

Reduced control may result when applications are made to annual or perennial weeds that have been mowed, grazed or cut and have not been allowed to regrow to the recommended stage for treatment.

For specific rates of applications and instructions, see the "Weeds Controlled" section of this label, and to specific recommendations which follow.

STRIPS

FOR ANNUAL AND PERENNIAL WEEDS IN STRIPS OF TREE AND VINE CROPS

TANK MIXTURES WITH RESIDUAL HERBICIDES

When applied as a tank mixture, this product provides control of the emerged annual weeds and control or suppression of emerged perennial weeds listed in this label. The following residual herbicides will provide preemergence control of those weeds listed in the individual product labels.

- MON-35085 RT plus GOAL[®] 1.6E
- MON-35085 RT plus KARMEX[®] DF
- MON-35085 RT plus SIMAZINE, PRINCEP CALIBER[®] 90
- MON-35085 RT plus SIMAZINE 4L
- MON-35085 RT plus SIMAZINE 80W
- MON-35085 RT plus SOLICAN[®] 80DF
- MON-35085 RT plus SURFLAN[®] AS
- MON-35085 RT plus SURFLAN 75W
- MON-35085 RT plus SIMAZINE (80W, or 4L, or PRINCEP CALIBER 90) plus SURFLAN (AS or 75W)
- MON-35085 RT plus GOAL (1.6E) plus SURFLAN (AS or 75W)

16/0/166

MON-35085 RT plus GOAL (1.6E)
plus SIMAZINE
(80W, or 4L, or PRINCEP CALIBER 90)

MON-35085 RT plus GOAL (1.6E)
plus SURFLAN (AS or 75W)
plus SIMAZINE (80W, 4L,
or PRINCEP CALIBER 90)

When tank-mixing with residual herbicides, add an agriculturally approved nonionic surfactant at 0.5 percent by volume of spray solution.

Refer to the individual product labels for specific crops, rates, geographical restrictions and precautionary statements.

Read and carefully observe the label claims, cautionary statements, rates and all other information on the labels of all products.

RECOMMENDED RATES

Annual Weeds - Apply 1 to 5 quarts per acre of this product in these tank mixtures. Use rates at the higher end of the recommended range when weeds are stressed, growing in dense populations or are greater than 12 inches tall.

Perennial Weeds - Apply 1 to 5 quarts per acre of this product in these tank mixtures to control or suppress perennial weeds. Follow the recommendations in the "Weeds Controlled" section of this label for stage of growth and application rates for specific perennial weeds.

MON-35085 RT plus GOAL plus SIMAZINE/SURFLAN

This product plus low rates of Goal in three-way or four-way mixtures with simazine and/or Surflan will provide postemergence control of the weeds listed below.

Refer to the individual simazine and Surflan labels for preemergence rates, weeds controlled, precautionary statements and other important information.

Apply these tank mixtures in 3 to 20 gallons of water. Add 0.5 percent nonionic surfactant by total spray volume to the spray solution.

Apply 1 to 5 quarts per acre of this product plus 4 to 48 ounces per acre of Goal plus labeled rates of simazine and/or Surflan to control the following weeds:

Barley, wild
Hordeum leporinum

BEST AVAILABLE COPY

Bluegrass, annual
Poa annua
Cheeseweed, common
Malva spp.
Chickweed, common
Stellaria media
Filaree*
Erodium spp.
Pleabane, flaxleaf
Conyza bonariensis
Groundsel, common
Senecio vulgaris
Horseweed/Marestail
Conyza canadensis
Nettle, stinging
Urtica dioica
Pineappleweed
Matricaria matricariodes
Rocket, London
Sisymbrium irio
Shepherdspurse
Capsella bursa-pastoris
Sowthistle, annual
Sonchus oleraceus

BEST AVAILABLE COPY

*Use a minimum of 1.5 quarts of this product in these mixtures.

■ PERENNIAL GRASS SUPPRESSION
ORCHARD FLOORS ■

When applied as directed, this product will suppress vegetative growth as indicated below.

Bahiagrass

~~This product will provide significant inhibition of seedhead emergence and will suppress vegetative growth for a period of approximately 45 days with a single application and approximately 120 days with sequential applications. Apply this product 1 to 2 weeks after full green up or after mowing to a uniform height of 3 to 4 inches. Applications must be made prior to seedhead emergence. Apply 6 fluid ounces of this product plus 0.5 to 1 percent nonionic surfactant by total spray volume in 10 to 25 gallons of water per acre.~~

~~Sequential applications of this product plus nonionic surfactant may be made at approximately 45 day intervals to extend the period of seedhead and vegetative growth suppression. For continued seedhead suppression, sequential applications must be made prior to seedhead emergence. Apply no more than 2 sequential applications per year. As a first sequential application, apply 4 fluid ounces of this product plus nonionic surfactant. A second~~

BEST AVAILABLE COPY

~~sequential application of 2 to 4 fluid ounces may be made approximately 45 days after the last application.~~

Bermudagrass

~~For burndown, apply 1 to 2 quarts of this product plus 0.5 to 1 percent nonionic surfactant by total spray volume in 3 to 20 gallons of water per acre. Use 1 quart of this product in 3 to 20 gallons of water per acre east of the Rocky Mountains. Use 1 to 2 quarts of this product in 3 to 10 gallons of water per acre west of the Rocky Mountains. Use this treatment only if reduction of the bermudagrass stand can be tolerated. When burndown is required prior to harvest, allow at least 21 days to ensure sufficient time for burndown to occur.~~

~~Suppression only (east of the Rocky Mountains) Apply 6 to 16 fluid ounces plus 0.5 to 1 percent nonionic surfactant by total spray volume in 3 to 20 gallons of water per acre no sooner than 1 to 2 weeks after full green up. Mowing prior to application may occur provided a minimum height of 3 inches is maintained. Rates of 6 to 10 fluid ounces plus nonionic surfactant should be used in shaded conditions or where a lesser degree of suppression is desired. Sequential applications may be made when regrowth occurs and bermudagrass injury and stand reduction can be tolerated.~~

~~Suppression only (west of the Rocky Mountains) Apply 16 fluid ounces of this product plus 0.5 to 1 percent nonionic surfactant by total spray volume in 3 to 10 gallons of water per acre up to 6 inches in height and no sooner than 1 to 2 weeks after full green up. Mowing prior to application may occur provided a minimum height of 3 inches is maintained. Sequential applications may be made when regrowth occurs and bermudagrass injury and stand reduction can be tolerated.~~

~~For suppression of Kentucky bluegrass covers, apply 6 fluid ounces of this product plus nonionic surfactant. Do not add ammonium sulfate.~~

~~For best results, mow cool season grass covers in the spring to even their height and apply the recommended rate of this product 3 to 4 days after mowing. Avoid treating cool season grass covers under poor growing conditions, such as drought stress (drip irrigation), disease or insect damage.~~

~~Apply 6 to 8 fluid ounces of this product per acre to suppress (chemically mow) perennial grass covers between tree rows in orchards.~~

~~For tall (coarse) fescue, fine fescue, orchardgrass or quackgrass covers use 8 fluid ounces per acre. For best suppression of these species add ammonium sulfate at 1.7 pounds per 10 gallons of spray solution.~~

~~For Kentucky bluegrass covers, use 6 fluid ounces per acre without ammonium sulfate.~~



104 100

Apply treatments in 20 gallons of water per acre to actively growing grass covers. Additional nonionic may be added at a rate of 0.5 percent of the total spray volume.

For best results, mow orchards in the spring and apply the appropriate rate of this product 3 to 4 days later. Do not treat grass covers under poor growing conditions such as drought stress, disease or insect damage as poor suppression may result.

Low rates will not adequately suppress broadleaf weeds such as dandelion or plantain. If broadleaf weeds make up more than 10 percent of the ground cover, mix this product with 1 quart of 2,4-D per acre which is labeled for orchard use.

TREE CROPS

Pome Fruit*: apple, pear.

Stone Fruit***: apricots, cherries, nectarines, olives, peaches, plums/prunes.

For cherries, any application equipment listed in this section may be used in all states.

Any application equipment listed in this section may be used in apricots, nectarines, peaches, and plums/prunes.

For peaches, remove suckers and low hanging limbs at least 10 days prior to application. Avoid applications near trees with recent pruning wounds or other mechanical injury. Apply only near trees which have been planted in the orchard for 2 or more years. EXTREME CARE MUST BE TAKEN TO ENSURE NO PART OF THE PEACH TREE IS CONTACTED.

NOTE:

* Allow a minimum of 14 days between last application and harvest.

*** Allow a minimum of 17 days between last application and harvest.

VINE CROPS

Grapes:* Any variety of table, wine, or raisin grape may be treated with any equipment listed in this section.

~~In the northeast and Great Lakes regions, applications must be made prior to the end of bloom stage of grapes to avoid injury.~~

* Applications should not be made when green shoots, canes, or foliage are in the spray zone.

* Allow a minimum of 14 days between last application and harvest.

NONCROP USES

See "General Information" and "Mixing, Additives and Application Instructions" sections of this label for essential product performance information and the following "Noncrop" sections for specific recommended uses.

EXTREME CARE MUST BE EXERCISED TO AVOID CONTACT OF SPRAY WITH FOLIAGE OF DESIRABLE TURFGRASSES, TREES, SHRUBS, OR OTHER DESIRABLE VEGETATION SINCE SEVERE DAMAGE OR DESTRUCTION MAY RESULT.

NOTE: If spraying areas adjacent to desirable plants, use a shield made of cardboard, sheet metal or plyboard while spraying to help prevent spray from contacting foliage of desirable plants.

Repeat treatments may be necessary to control weeds regenerating from underground parts or seeds.

This product does not provide residual weed control. For subsequent weed control, follow a label-approved herbicide program.

Read and carefully observe the cautionary statements and all other information appearing on the labels of all herbicides used.

FARMSTEAD WEED CONTROL

When applied as directed for "Noncrop Uses", under conditions described, this product controls undesirable vegetation listed on this label around farmstead building foundations, along and in fences, shelterbelts, ditch banks, dry ditches and for general nonselective farmstead weed control.

For specific rates of application and instructions for control of various annual and perennial weeds, see the "Weeds Controlled" section of this label.

FARM DITCHES AND WATERWAYS

This product will suppress perennial grasses along farm ditches and diversion waterways. Apply this product at a rate of 6 to 8 fluid ounces per acre. Use 8 fluid ounces per acre when treating tall (coarse) fescue, fine fescue, orchardgrass or quackgrass covers. For best suppression of these species, add ammonium sulfate at a rate of 1.7 pounds per 10 gallons of spray solution.

166 of 166

Use 6 fluid ounces per acre without ammonium sulfate when treating Kentucky bluegrass.

Apply treatments in 10 to 20 gallons of spray solution per acre to actively growing perennial grass covers. For best spray distribution and coverage use flat fan nozzles.

Add a nonionic surfactant at a rate of 0.5 percent of the spray solution.

Where broadleaf weed control or suppression is desired, tank mix this product with an appropriate, labeled broadleaf weed herbicide.

This product is protected by
U.S. Patent No. 3,799,758,
U.S. Patent No. 4,405,531 and U.S. Patent No. 4,840,650.
Other patents pending.

No license granted under any non-U.S. patent(s).

EPA Reg No. 524-445

1990-1	897.15-000.08/53
1991-1	898.15-000.01/53

In case of an emergency involving this product,
Call Collect, day or night, (314) 694-4000.

©MONSANTO COMPANY 1990 1991
MONSANTO COMPANY
AGRICULTURAL PRODUCTS
ST. LOUIS, MISSOURI, 63167 U.S.A.