

ROUNDUP®XL

Herbicide by Monsanto

Complete Directions for Use

EPA Reg. No. 524-343

AVOID CONTACT WITH FOLIAGE, GREEN STEMS, OR FRUIT OF CROPS, DESIRABLE PLANTS AND TREES, SINCE SEVERE INJURY OR DESTRUCTION MAY RESULT.

This product has been approved for use in California except as stated otherwise on pages XXX.

1991-1

(897-53-000.01/53)

Read each of these sections of this label for essential product performance information.

USE THESE CONVENIENT SECTION MARKERS.

GENERAL INFORMATION

MIXING, ADDITIVES, AND APPLICATION INSTRUCTIONS

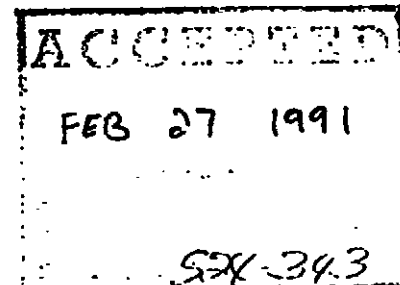
WEEDS CONTROLLED

NONCROP USES

CROPPING SYSTEMS

MINIMUM TILLAGE

TREE AND VINE CROPS



Read the entire label before using this product.

Use only according to label instructions.

Read "LIMIT OF WARRANTY AND LIABILITY" before buying or using. If terms are not acceptable, return at once unopened.

REFORMULATION IS PROHIBITED. SEE INDIVIDUAL CONTAINER LABEL FOR REPACKAGING LIMITATIONS.

LIMIT OF WARRANTY AND LIABILITY



(Not applicable to consumer applications applied by the homeowner for noncommercial purposes as permitted by the supplemental labeling for one-quart containers.)

This Company warrants that this product conforms to the chemical description on the label and is reasonably fit for the purposes set forth in the Complete Directions for Use label booklet ("Directions") when used in accordance with those Directions under the conditions described therein. NO OTHER EXPRESS WARRANTY OR IMPLIED WARRANTY OF FITNESS FOR PARTICULAR PURPOSE OR MERCHANTABILITY IS MADE. This warranty is also subject to the conditions and limitations stated herein.

Buyer and all users shall promptly notify this Company of any claims whether based in contract, negligence, strict liability, other tort or otherwise.

Buyer and all users are responsible for all loss or damage from use or handling which results from conditions beyond the control of this Company, including, but not limited to, incompatibility with products other than those set forth in the Directions, application to or contact with desirable vegetation, unusual weather, weather conditions which are outside the range considered normal at the application site and for the time period when the product is applied, as well as weather conditions which are outside the application ranges set forth in the Directions, application in any manner not explicitly set forth in the Directions, moisture conditions outside the moisture range specified in the Directions, or the presence of products other than those set forth in the Directions in or on the soil, crop or treated vegetation.

THE EXCLUSIVE REMEDY OF THE USER OR BUYER, AND THE LIMIT OF THE LIABILITY OF THIS COMPANY OR ANY OTHER SELLER FOR ANY AND ALL LOSSES, INJURIES OR DAMAGES RESULTING FROM THE USE OR HANDLING OF THIS PRODUCT (INCLUDING CLAIMS BASED IN CONTRACT, NEGLIGENCE, STRICT LIABILITY, OTHER TORT OR OTHERWISE) SHALL BE THE PURCHASE PRICE PAID BY THE USER OR BUYER FOR THE QUANTITY OF THIS PRODUCT INVOLVED, OR, AT THE ELECTION OF THIS COMPANY OR ANY OTHER SELLER, THE REPLACEMENT OF SUCH QUANTITY, OR, IF NOT ACQUIRED BY PURCHASE, REPLACEMENT OF SUCH QUANTITY. IN NO EVENT SHALL THIS COMPANY OR ANY OTHER SELLER BE LIABLE FOR ANY INCIDENTAL, CONSEQUENTIAL OR SPECIAL DAMAGES.

Buyer and all users are deemed to have accepted the terms of this LIMIT OF WARRANTY AND LIABILITY which may not be varied by any verbal or written agreement.

(INDEX PAGES)

BEST AVAILABLE COPY

PRECAUTIONARY STATEMENTS

**Hazards to
Humans and Domestic Animals**

Keep out of reach of children.

CAUTION!

**MAY CAUSE EYE IRRITATION.
MAY BE HARMFUL IF INHALED.**

Avoid contact with eyes, skin or clothing.

Avoid breathing vapors or spray mist.

Wash thoroughly with soap and water after handling.

FIRST AID: IF IN EYES, flush with plenty of water for at least 15 minutes. Get medical attention.

IF ON SKIN, flush with water. Wash clothing before reuse.

IF INHALED, remove individual to fresh air. Seek medical attention if breathing difficulty develops.

In case of an emergency involving this product, Call Collect, day or night, (314) 694-4000.

Environmental Hazards

Do not apply directly to water or wetland (swamps, bogs, marshes or potholes). Do not contaminate water when disposing of equipment washwaters.

In case of:

SPILL or LEAK, soak up and remove to a landfill.

Physical or Chemical Hazards

Spray solutions of this product should be mixed, stored and applied ~~only in using~~ only stainless steel, aluminum, fiberglass, plastic and or plastic-lined steel containers.

DO NOT MIX, STORE OR APPLY THIS PRODUCT OR SPRAY SOLUTIONS OF THIS PRODUCT IN GALVANIZED STEEL OR UNLINED STEEL (EXCEPT STAINLESS STEEL) CONTAINERS OR SPRAY TANKS. This product or spray solutions of this product react with such containers and tanks to produce hydrogen gas which may form a highly combustible gas mixture. This gas mixture could flash or explode, causing serious personal injury, if ignited by open flame, spark, welder's torch, lighted cigarette or other ignition source.

ACTIVE INGREDIENT:

*Glyphosate, N-(phosphonomethyl) glycine, in the form of its isopropylamine salt.....

53.8%

INERT INGREDIENTS:.....46.2%
100.0%

*Contains 648 grams per litre or 5.4 pounds per U.S. gallon of the active ingredient, glyphosate, in the form of its isopropylamine salt. Equivalent to 480 grams per litre or 4 pounds per U.S. gallon of the acid, glyphosate.

DIRECTIONS FOR USE

It is a violation of Federal law to use this product in any manner inconsistent with its labeling.

Storage and Disposal

Do not contaminate water, foodstuffs, ~~seed or feed~~ or seed by storage or disposal.

See container label for STORAGE AND DISPOSAL instructions.

GENERAL INFORMATION

DO NOT APPLY THIS PRODUCT USING AERIAL SPRAY EQUIPMENT EXCEPT UNDER CONDITIONS AS SPECIFIED WITHIN THIS LABEL.

This product, a water soluble liquid, mixes readily with water to be applied as a foliar spray for the control or destruction of most herbaceous plants. It may be applied through most standard industrial or field-type sprayers after dilution and thorough mixing with water in accordance with label instructions.



This product moves through the plant from the point of foliage contact to and into the root system. Visible effects on most annual weeds occur within 2 to 4 days, but on most perennial weeds may not occur for 7 days or more. Extremely cool or cloudy weather following treatment may slow down activity of this product and delay visual effects of control. Visible effects are a gradual wilting and yellowing of the plant which advances to complete browning of aboveground growth and deterioration of underground plant parts.

Unless otherwise specified on this label, delay application until vegetation has emerged and reached the stages described for control of such vegetation under the "Weeds Controlled" section of this label. Unemerged plants arising from unattached underground rhizomes or root stocks of perennials will not be affected by the spray herbicide and will continue to grow. For this reason, best control of most perennial weeds is obtained when treatment is made at late growth stages approaching maturity.

Always use the higher rate of this product per acre within the recommended range when (1) weed growth is heavy or dense, or (2) weeds are growing in an undisturbed (noncultivated) area.

Do not treat weeds under poor growing conditions such as drought stress, disease or insect damage, as reduced weed control may result. Reduced results may also occur when treating weeds heavily covered with dust.

Reduced control may result when applications are made to annual or perennial weeds that have been mowed, grazed, or cut, and have not been allowed to regrow to the recommended stage for treatment.

Rainfall or irrigation occurring within 6 hours after application may reduce effectiveness. Heavy rainfall or irrigation within 2 hours after application may wash the chemical off the foliage and a repeat treatment may be required.

This product does not provide residual weed control. For subsequent residual weed control, follow a label-approved herbicide program. Read and carefully observe the cautionary statements and all other information appearing on the labels of all herbicides used.

Buyer and all users are responsible for all loss or damage in connection with the use or handling of mixtures of this product with herbicides or other materials that are not expressly recommended in this labeling. Mixing this product with herbicides or other materials not recommended on this label may result in reduced performance.

For best results, spray coverage should be uniform and complete. Do not spray weed foliage to the point of runoff.

ATTENTION

AVOID DRIFT. EXTREME CARE MUST BE USED WHEN APPLYING THIS PRODUCT TO PREVENT INJURY TO DESIRABLE PLANTS AND CROPS.

Do not allow the herbicide solution to mist, drip, drift, or splash onto desirable vegetation since minute quantities of this product can cause severe damage or destruction to the crop, plants, or other areas on which treatment was not intended. The likelihood of injury occurring from the use of this product is greatest when winds are gusty or in excess of 5 miles per hour or when other conditions, including lesser wind velocities, will allow spray drift to occur. When spraying, avoid combinations of pressure and nozzle type that will result in splatter or fine particles (mist) which are likely to drift. AVOID APPLYING AT EXCESSIVE SPEED OR PRESSURE.

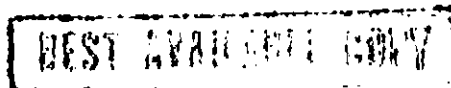
NOTE: Use of this product in any manner not consistent with this label may result in injury to persons, animals or crops, or other unintended consequences. Keep container closed to prevent spills and contamination.

MIXING, ADDITIVES AND APPLICATION INSTRUCTIONS

APPLY THESE SPRAY SOLUTIONS IN PROPERLY MAINTAINED AND CALIBRATED EQUIPMENT CAPABLE OF DELIVERING DESIRED VOLUMES. DO NOT APPLY UNDER WHEN WIND OR OTHER CONDITIONS WHICH ALLOW FAVOR DRIFT TO OCCUR. HAND GUN APPLICATIONS SHOULD BE PROPERLY DIRECTED TO AVOID SPRAYING DESIRABLE PLANTS. NOTE: REDUCED RESULTS MAY OCCUR IF WATER CONTAINING SOIL IS USED, such as SUCH AS WATER FROM PONDS AND UNLINED DITCHES.

MIXING

This product mixes readily with water. Mix spray solutions of this product as follows: Fill the mixing or spray tank with the required amount of water. Add the proper recommended amount of this product (see the "Directions for Use" and "Weeds Controlled" sections of this label) near the end of the filling process and mix well. Remove hose from tank immediately after filling to avoid siphoning back into the carrier source. During mixing and application, foaming of the spray solution may occur. To prevent or minimize foam, avoid the use of mechanical agitators, place the filling hose below the surface of the spray solution, terminate by-pass and return lines at the bottom of the tank and, if needed, use an approved anti-foam or defoaming agent.



Keep by-pass line on or near bottom of tank to minimize foaming. Screen size in nozzle or line strainers should be no finer than 50 mesh. Carefully select proper nozzle to avoid spraying a fine mist. For best results with conventional ground applications equipment, use flat fan nozzles. Check for even distribution of spray droplets.

SURFACTANT REQUIREMENT

When using this product, mix 2 or more quarts of a nonionic surfactant per 100 gallons of spray solution. Use a nonionic surfactant labeled for use with herbicides. The surfactant must contain 50 80 percent or more active ingredient.

TANK MIXTURES

Always read and follow the manufacturer's surfactant label recommendations for best results.

Always predetermine the compatibility of labeled tank mixtures of this product with water carrier by mixing small proportional quantities in advance.

Mix labeled tank mixtures of this product with water as follows:

1. Place a 20 to 35 mesh screen or wetting basket over filling port.
2. Through the screen, fill the sprayer tank one-half full with water and start agitation.
3. If a wettable powder is used, make a slurry with the water carrier, and add it SLOWLY through the screen into the tank. Continue agitation.
4. If a flowable formulation is used, premix one part flowable with one part water. Add diluted mixture SLOWLY through the screen into the tank. Continue agitation.
5. If an emulsifiable concentrate formulation is used, premix one part emulsifiable concentrate with two parts water. Add diluted mixture slowly through the screen into the tank. Continue agitation.
6. Continue filling the sprayer tank with water and add the required amount of this product near the end of the filling process.
7. Add nonionic surfactant to the spray tank before completing the filling process.



8. Add individual formulations to the spray tank as follows: wettable powder, flowable, emulsifiable concentrate, drift control additive, water soluble liquid followed by surfactant.

Maintain good agitation at all times until the contents of the tank are sprayed. If the spray mixture is allowed to settle, thorough agitation is required to resuspend the mixture before spraying is resumed.

Clean sprayer and parts immediately after using this product by thoroughly flushing with water.

ADDITIVES

AMMONIUM SULFATE

The addition of 1 to 2 percent dry ammonium sulfate by weight or 8.5 to 17 pounds per 100 gallons of water may increase the performance of this product, and this product plus 2,4-D-amine, or Banvel™ or residual herbicide tank mixtures on annual and perennial weeds. The improvement in performance may be apparent where environmental stress is a concern. Low quality ammonium sulfate may contain material that will not readily dissolve which could result in nozzle tip plugging. To determine quality, perform a jar test by adding 1/3 cup of ammonium sulfate to 1 gallon of water and agitate for 1 minute. If undissolved sediment is observed, predissolve the ammonium sulfate in water and filter prior to addition to the spray tank. If ammonium sulfate is added directly to the spray tank, add slowly with agitation. Adding too quickly may clog outlet line. Ensure that ammonium sulfate is completely dissolved in the spray tank before adding herbicides or surfactant. Thoroughly rinse the spray system with clean water after use to reduce corrosion.

NOTE: The use of ammonium sulfate as an additive does not preclude the need for additional surfactant. Do not use herbicide rates lower than recommended in this label.

Banvel™ is a trademark of Sandoz, Inc.

COLORANTS OR DYES

Agriculturally approved colorants or marking dyes may be added to this product. Colorants or dyes used in spray solutions of this product may reduce performance, especially at lower rates or dilutions. Use colorants or dyes according to the manufacturer's recommendations.



**APPLICATION EQUIPMENT
AND TECHNIQUES**

Do not apply this product through any type of irrigation system.

This product may be applied with the following application equipment:

Aerial -- Fixed Wing and Helicopter

Broadcast Spray

Controlled Droplet Applicator (CDA) -- Hand-held or boom-mounted applicators which produce a spray consisting of a narrow range of droplet sizes.

Hand-Held and High-Volume Spray Equipment -- Knapsack and backpack sprayers, pump-up pressure sprayers, handguns, handwands, lances and other hand-held spray equipment used to direct the spray onto weed foliage and vehicle-mounted high-volume spray equipment for spray-to-wet applications.

Selective equipment -- Recirculating sprayers, shielded sprayers and wiper applicators.

See the appropriate part of this section for specific rates of application and instructions.

AERIAL EQUIPMENT

Use the recommended rates of this herbicide in 3 to 15 gallons of water per acre unless otherwise specified on this label. See the "Weeds Controlled" section of this label for specific rates. Unless otherwise specified, do not exceed the 1.5 pints rate per acre of this product. (Aerial applications of this product may be made in annual cropping conventional tillage systems, fallow and reduced tillage systems, preharvest, silvicultural sites, and rights-of-way. Refer to the individual use area sections of this label for recommended volumes and application rates.) **FOR AERIAL APPLICATION IN CALIFORNIA, REFER TO THE FEDERAL SUPPLEMENTAL LABEL FOR AERIAL APPLICATIONS IN THAT STATE FOR SPECIFIC INSTRUCTIONS, RESTRICTIONS AND REQUIREMENTS.**

This product plus Oust tank mixtures may not be applied by air in California.

Avoid direct application to any body of water.

AVOID DRIFT--DO NOT APPLY DURING INVERSION CONDITIONS, WHEN WINDS ARE GUSTY, OR UNDER ANY OTHER CONDITION WHICH WILL ALLOW FAVORS DRIFT. DRIFT MAY CAUSE DAMAGE TO ANY VEGETATION CONTACTED TO WHICH



TREATMENT IS NOT INTENDED. TO PREVENT INJURY TO ADJACENT DESIRABLE VEGETATION, APPROPRIATE BUFFER ZONES MUST BE MAINTAINED.

Coarse sprays are less likely to drift; therefore, do not use nozzles or nozzle configurations which dispense spray as fine spray droplets. Do not angle nozzles forward into the airstream and do not increase spray volume by increasing nozzle pressure.

Drift control additives may be used. When a drift control additive is used, read and carefully observe the cautionary statements and all other information appearing on the additive label.

Ensure uniform application -- To avoid streaked, uneven or overlapped application, use appropriate marking devices.

Thoroughly wash aircraft, especially landing gear, after each day of spraying to remove residues of this product accumulated during spraying or from spills. PROLONGED EXPOSURE OF THIS PRODUCT TO UNCOATED STEEL SURFACES MAY RESULT IN CORROSION AND POSSIBLE FAILURE OF THE PART. LANDING GEAR ARE MOST SUSCEPTIBLE. The maintenance of an organic coating (paint) which meets aerospace specification MIL-C-38413 may prevent corrosion.

■ **BROADCAST EQUIPMENT** ■

For control of annual or perennial weeds listed on this label using broadcast equipment -- Use the recommended rates of this product in 3 to 40 gallons of water per acre as a broadcast spray unless otherwise specified on this label. See the 'Weeds Controlled' section of this label for specific rates. As density of weeds increases, spray gallonage volume should be increased within the recommended range to ensure complete coverage. Carefully select proper nozzle to avoid spraying a fine mist. For best results with ground application equipment, use flat fan nozzles. Check for even distribution of spray droplets.

■ **CONTROLLED DROPLET APPLICATION (CDA)** ■

The rate of this product applied per acre by vehicle-mounted CDA equipment must not be less than the amount recommended in this label when applied by conventional broadcast equipment. For vehicle-mounted CDA equipment, apply 3 to 15 gallons of water per acre.

For the control of labeled annual weeds with hand-held CDA units, apply a 15 percent solution of this product at a flow rate of 2 fluid ounces per minute and a walking speed of 1.5 MPH (1.5 pints per acre). For the control of labeled perennial weeds, apply a 15 to 30 percent solution of this product at a flow rate of 2 fluid ounces per minute and a walking speed of 0.75 MPH (1.5 to 3 pints



per acre).

Controlled droplet application equipment produces a spray pattern which is not easily visible. Extreme care must be exercised to avoid spray or drift contacting the foliage or any other green tissue of desirable vegetation, as damage or destruction may result.

HAND-HELD and HIGH-VOLUME EQUIPMENT

Use coarse sprays only.

Mix this product in clean water and apply to foliage of vegetation to be controlled. For applications made on a spray-to-wet basis, spray coverage should be uniform and complete. Do not spray to the point of runoff.

For control of annual weeds listed on this label, apply a 1/3 percent solution of this product to weeds less than 6 inches in height or runner length. Apply prior to seedhead formation in grass or bud formation in broadleaves broadleaf weeds. Allow three or more days before tillage or mowing.

For annual weeds over 6 inches tall, or unless otherwise specified, use a 3/4 percent solution. For best results, use a 1 1/2 percent solution on harder-to-control perennials, such as bermudagrass, dock, field bindweed, hemp dogbane, milkweed and Canada thistle.


Less than complete coverage of weeds may result from the use of spray equipment designed for motorized spot treatments. Where less than complete coverage of annual weeds occurs, use a 3 1/2 percent solution.

Prepare the desired volume of spray solution by mixing the amount of this product in water as shown in the following table:

Spray Solution

DESIRED VOLUME	AMOUNT OF ROUNDUP [®] XL					
	1/3%	3/4%	1%	1 1/2%	1 1/2%	3 1/2%
1 gal	1/2 oz	1 oz	1 1/3 oz	1 2/3 oz	2 oz	5 oz
25 gal	10 2/3 oz	1 1/2 pt	1 qt	1 1/2 qt	1 1/2 qt	3 1/2 qt
100 gal	1-1/3 qt	3 qt	1 gal	1 1/2 gal	1 1/2 gal	3 1/2 gal

2 tablespoons = 1 fluid ounce



For use in knapsack sprayers, it is suggested that the proper amount of this product be mixed with water in a larger container. Fill sprayer with the mixed solution.

For hand-held WIPER APPLICATORS, see the "Selective Equipment" section and for hand-held CONTROLLED DROPLET APPLICATORS, see the "Controlled Droplet Application (CDA)" section of this label.

■ **SELECTIVE EQUIPMENT** ■

This product may be applied through a recirculating spray system, a shielded applicator, or a wiper applicator after dilution and thorough mixing with water to listed weeds growing in any noncrop site specified on this label and only when specifically recommended in cropping systems.

A recirculating spray system directs the spray solution onto weeds growing above desirable vegetation, while spray solution not intercepted by weeds is collected and returned to the spray tank for reuse.

A shielded applicator directs the herbicide solution onto weeds while shielding desirable vegetation from the herbicide.

A wiper applicator applies the herbicide solution onto weeds by rubbing the weed with an absorbent material containing the herbicide solution.

AVOID CONTACT WITH DESIRABLE VEGETATION.

Contact of the herbicide solution with the desirable vegetation may result in damage or destruction. Applicators used above desired vegetation should be adjusted so that the lowest spray stream or wiper contact point is at least two inches above the desirable vegetation. Droplets, mist, foam, or splatter of the herbicide solution settling on desirable vegetation may result in discoloration, stunting, or destruction.

Applications made above the crops should be made when the weeds are a minimum of 6 inches above the desirable vegetation. Better results may be obtained when more of the weed is exposed to the herbicide solution. Weeds not contacted by the herbicide solution will not be affected. This may occur in dense clumps, severe infestations, or when the height of the weeds varies so that not all weeds are contacted. In these instances, repeat treatment may be necessary.

See the "Weeds Controlled" section of this label for recommended stage of growth for specific weeds.

NOTE



- Maintain equipment in good operating condition. Avoid leakage or dripping onto desirable vegetation.
- Adjust height of applicator to insure adequate contact with weeds.
- Keep nozzle tips and wiping surfaces clean.
- Keep spray patterns aligned into recovery chamber of the recirculating sprayer.
- Keep shields on shielded applicators adjusted to protect desirable vegetation.
- Maintain recommended roller RPM on roller applicators while in use.
- Keep wiper material at proper degree of saturation with herbicide solution.
- DO NOT use wiper equipment when weeds are wet.
- DO NOT operate equipment at ground speeds greater than 5 mph. Weed control may be affected by speed of application equipment. As weed density increases, reduce equipment ground speed to ensure good coverage of weeds.
- Be aware that, on sloping ground, the herbicide solution may migrate, causing dripping on the lower end and drying on the upper end of a wiper applicator.
- Variation in equipment design may affect weed control. With wiper applicators, the wiping material and its orientation must allow delivery of sufficient quantities of the recommended herbicide solution directly to the weed.
- Care must be taken with all types of wipers to ensure that the absorbent material does not become oversaturated, causing the herbicide to drip on desirable vegetation.
- Mix only the amount of solution to be used during a one-day period, as reduced activity may result from use of leftover solutions. With all equipment, drain and clean sprayer and wiper parts immediately after using this product by thoroughly flushing with water.

RECIRCULATING SPRAYERS

Recirculating sprayer calibration is made on the basis of ground

speed and delivery volume. Two procedures can be used to calibrate: (1) determine the discharge being delivered per minute, then operate at the designated ground speed, or (2) select the desired ground speed and then adjust the sprayer to deliver the recommended volume per minute (this may require nozzle changes). Use the appropriate table below.

Do not operate at nozzle pressure above 20 PSI.

Table 1. Use this table when calibrating box or row-type recirculating sprayers. Box or row-type sprayer calibration is based on the total discharge collected per row. Use only straight stream or 15° fan-type nozzles.

***VOLUME PER MINUTE PER ROW**

<u>MPH</u>	<u>Fluid Ounces</u>
2	26 to 35
3	38 to 51
4	51 to 68
5	65 to 86

*NOTE: Be certain the amount collected is for all spray streams treating one row.

Table 2. Use this table when calibrating broadcast type recirculating sprayers. Broadcast recirculating sprayer calibration is based on the discharge collected per minute from one nozzle on a 20-inch spacing.

VOLUME PER MINUTE PER NOZZLE

<u>MPH</u>	<u>Fluid Ounces</u>
2	7 to 9
3	10 to 13
4	13 to 18
5	16 to 22

When applied as recommended under the conditions described for recirculating sprayers, this product will control the following weeds growing a minimum of 6 inches above desirable vegetation.

Perennial Broadleaf Weeds -- To SUPPRESS the following weeds, mix in a ratio of 3 quarts of this product in 20 gallons of water and apply as directed.

Dogbane, hemp
Apocynum cannabinum

Milkweed
Asclepias syriaca

Perennial Grasses and Annual Broadleaf Weeds -- To control the following weeds, mix in a ratio of 2.25 quarts of this product in 20 gallons of water and apply as directed:

Cocklebur
Xanthium strumarium

Johnsongrass
Sorghum halepense

Pigweed, redroot
Amaranthus retroflexus

Sunflower
Helianthus annuus

Annual Grasses -- To control the following weeds, mix in a ratio of 1.5 quarts of this product in 20 gallons of water and apply as directed:

Corn
Zea mays

Shattercane
Sorghum bicolor


SHIELDED APPLICATORS

When applied as directed under conditions described for shielded applicators, this product will control those weeds listed in the "Weeds Controlled" section of this label.

Shielded applicators which apply the herbicide solution as a spray band should be calibrated on a broadcast equivalent rate and volume basis. To determine these:

Band width <u>in inches</u>	X	Herbicide Broadcast RATE	=	Herbicide Band RATE
Row width in inches		per acre		per acre

Band width		Herbicide		Herbicide
------------	--	-----------	--	-----------



<u>in inches</u>	X	VOLUME of	=	VOLUME
Row width		solution		of solution
in inches		per acre		per acre

Use nozzles that provide uniform coverage within the treated area. **EXTREME CARE MUST BE EXERCISED TO AVOID CONTACT WITH DESIRABLE VEGETATION.**

For specific rates of application and instructions for control of various annual and perennial weeds, see the "Weeds Controlled" section of this label.

WIPER APPLICATORS

Wiper applicators include either roller or wick devices which physically wipe appropriate concentrations or amounts of this product directly onto the weed. Equipment must be designed, maintained, and operated to prevent the herbicide solution from contacting desirable vegetation. Operate this equipment at ground speeds no greater than 5 mph. Performance may be improved by reducing speed in areas of heavy weed infestations to ensure adequate wiper saturation. Better results may be obtained if two applications are made in opposite directions.

~~Do not add surfactant to the herbicide solution.~~

For Roller Applicators -- Mix 3 quarts of this product in enough water to prepare 10 gallons of herbicide solution (7½ percent solution) plus 2 quarts nonionic surfactant. Apply this solution to perennial weeds or annual broadleaf weeds listed in this "Wiper Applicators" section.

Mix 3 quarts of this product in enough water to provide 20 gallons of herbicide solution (3.75 percent solution) plus 2 quarts nonionic surfactant. Apply this solution to annual grasses listed in this "Wiper Applicators" section.

Roller speed should be maintained at 40 to 60 RPM.

For Wick or Wiper Applicators -- Mix 3 quarts of this product in plus 2 gallons of water plus 2 quarts nonionic surfactant to prepare a 25 percent solution. Apply this solution to weeds listed in this "Wiper Applicators" section.

In severe infestations, reduce equipment ground speed to ensure that adequate amounts of this product are wiped on the weeds. A second treatment in the opposite direction may be beneficial.

Do not permit herbicide solution to contact desirable vegetation.

When applied as recommended under the conditions described for

'Wiper Applicators', this product CONTROLS the following weeds:

ANNUAL GRASSES

Corn

Zea mays

Panicum, Texas

Panicum texanum

Rye, common

Secale cereale

Shattercane

Sorghum bicolor

) ANNUAL BROADLEAVES

Sicklepod

Cassia obtusifolia

Spanishneedles

Bidens bipinnata

Starbur, bristly

Acanthospermum hispidum

When applied as recommended under the conditions described for 'Wiper Applicators', this product SUPPRESSES the following weeds:

ANNUAL BROADLEAVES

) Beggarweed, Florida

Desmodium tortuosum

Dogfennel

Eupatorium capilliflorum

Pigweed, redroot

Amaranthus retroflexus

Ragweed, common

Ambrosia artemisiifolia

Ragweed, giant

Ambrosia trifida

Sunflower

Helianthus annuus

Thistle, musk

Carduus nutans

Velvetleaf

Abutilon theophrasti

PERENNIAL GRASSES

Bermudagrass

Cynodon dactylon

Guineagrass

Panicum maximum

Johnsongrass

Sorghum halepense

Smutgrass

Sporobolus poiretii

Vaseygrass

Paspalum urvillei

PERENNIAL BROADLEAVES

Dogbane, hemp

Apocynum cannabinum

Milkweed

Asclepias syriaca

Nightshade, silverleaf

Solanum elaeagnifolium

Thistle, Canada

Cirsium arvense

WEEDS CONTROLLED

This herbicide controls many annual and perennial grasses and broadleaf weeds.

ANNUAL WEEDS

BEST AVAILABLE COPY

- Apply to actively growing grass and broadleaf weeds.
- Allow at least 3 days after treatment before tillage.
- For maximum agronomic benefit, apply when weeds are 6 inches or less in height.

- To prevent seed production, applications should be made prior to seedhead formation.
- This product does not provide residual control; therefore, delay application until maximum weed emergence. Repeat treatments may be necessary to control later germinating weeds.

**LOW-VOLUME BROADCAST APPLICATION
(LOW-RATE TECHNOLOGY)**

When applied as directed under the conditions described, this product will control the weeds listed below when:

Water carrier volumes are of 3 to 10 gallons per acre for ground applications and 3 to 5 gallons per acre for aerial applications are recommended. (See the "Aerial Application" section of this label for approved sites.)

NOTE

- The addition of 2 percent dry ammonium sulfate by weight or 17 pounds per 100 gallons of water may increase the performance of this product on annual weeds. The improvement in performance may be apparent where environmental stress is a concern. Refer to the "Mixing, Additives and Application Instructions" section of this label.
- Do not tank-mix with soil residual herbicides when using these rates unless otherwise specified.
- For weeds that have been mowed, grazed, or cut, allow regrowth to occur prior to treatment.
- Refer to the "Tank Mixtures" portion of this section for control of additional broadleaf weeds.

WEED SPECIES	MAXIMUM HEIGHT/LENGTH	RATE PER ACRE** (Fluid ounces)
Foxtail <i>Setaria spp.</i>	12"	6 oz.
Barnyardgrass <i>Echinochloa crus-galli</i>	6" (0 to 4" 4 to 6"	9 oz. 12 oz. 18 oz.

Bluegrass, annual
Poa annua

Brome, downy*
Bromus tectorum

Mustard, blue
Chorispora tenella

Mustard, tansy
Descurainia pinnata

Mustard, tumble
Sisymbrium altissimum

Mustard, wild
Sinapis arvensis

Spurry, umbrella
Holosteum umbellatum

Barley 12"
Hordeum vulgare

Rye
Secale cereale

Sandbur, field
Cenchrus spp.

Shattercane
Sorghum bicolor

Stinkgrass
Eragrostis cilianensis

Wheat 18"
Triticum aestivum

Morningglory 2" 12 oz.
Ipomea spp.

Sicklepod
Cassia obtusifolia

Bluegrass, bulbous 6"
Poa bulbosa

Cheat
Bromus secalinus

Chickweed, common
Stellaria media

Chickweed, mouseear
Cerastium vulgatum

Corn
Zea mays

Goatgrass, jointed
Aegilops cylindrica

Groundsel, common
Senecio vulgaris

Henbit
Lamium amplexicaule

Horseweed/Marestail
Conyza canadensis

Lambsquarters, common
Chenopodium album

Pennycress, field
Fanweed
Thlaspi arvense

Rocket, London
Sisymbrium irio

Ryegrass, Italian
Lolium multiflorum

Shepherdspurse
Capsella bursa-pastoris

Spurge, annual
Euphorbia spp.

Buttercup 12"
Ranunculus spp.

Cocklebur
Xanthium strumarium

Crabgrass
Digitaria spp.

Dwarfandelion

<i>Krigia cespitosa</i>		
Falseflax, smallseed <i>Camelina microcarpa</i>		
Foxtail, Carolina <i>Alopecurus carolinianus</i>		
Johnsongrass, seedling <i>Sorghum halepense</i>		
Oats, wild <i>Avena fatua</i>		
Panicum, fall <i>Panicum dichotomiflorum</i>		
Panicum, Texas <i>Panicum texanum</i>		
Pigweed, redroot <i>Amaranthus retroflexus</i>		
Pigweed, smooth <i>Amaranthus hybridus</i>		
Witchgrass <i>Panicum capillare</i>		
Sicklepod <i>Cassia obtusifolia</i>	3 to 4"	18 oz
Signalgrass, broadleaf <i>Brachiaria platyphylla</i>	4"	
Horseweed/Marestail <i>Conyza canadensis</i>	7 to 12"	
Lambsquarters, common <i>Chenopodium album</i>		
Spurge, annual <i>Euphorbia spp.</i>		
Rice, red <i>Oryza sativa</i>	4"	24 oz.
Teaweed <i>Sida spinosa</i>	4"	24 oz.
Rice, red	6"	

BEST AVAILABLE COPY

~~Oryza sativa~~

Sprangletop 6"
Leptochloa spp.

Geranium, Carolina 12"
Geranium carolinianum

Goosegrass
Eleusine indica

Primrose, cutleaf evening
Oenothera laciniata

Pusley, Florida
Richardia scabra

Sicklepod 5 to 12"
Cassia obtusifolia

Spanishneedles
Bidens bipinnata

Filaree 12" 36 oz.
Erodium spp.

Sprangletop
Leptochloa spp.

¹Use these rates to control barnyardgrass in Alabama, Arkansas, Mississippi, Missouri, Louisiana and Texas for preplant treatments.

* For control in no-till systems, use 12 fluid ounces per acre.

** For those rates less than 24 fluid ounces per acre, this product at rates up to 24 fluid ounces per acre may be used where heavy weed densities exist.

- TANK MIXTURES •
- ROUNDUP[®]XL plus BANVEL •
- ROUNDUP XL plus 2,4-D AMINE •

DO NOT APPLY BANVEL OR 2,4-D AMINE TANK MIXTURES BY AIR IN CALIFORNIA.

These tank mixtures are recommended for use in fallow and reduced tillage areas only. Follow use directions as given in the "Low-Volume Broadcast Application" section.

This product plus Banvel or 2,4-D amine will control the annual grasses and broadleaf weeds previously listed for this product alone at the indicated heights (except 6 fluid ounces per acre applications), plus the following broadleaf weeds. For those weeds previously listed at 6 fluid ounces of this product alone per acre, use the 9 fluid ounces rate in these tank mixtures.

NOTE: Refer to the specific product labels for crop rotation restrictions and cautionary statements of all products used in tank mixtures. Some crop injury may occur if Banvel is applied within 45 days of planting. The addition of Banvel in a mixture with this product may provide short-term residual control of selected weed species.

Apply 9 to 12 fluid ounces of this product plus 0.25 lb. a.i. of Banvel or 0.5 pound a.e i. of 2,4-D per acre to control dense populations of the following annual broadleaf weeds when less than 6 inches in the height indicated:

Cocklebur (12")
Xanthium strumarium

Kochia* (6")
Kochia scoparia

Lambsquarters (12")
Chenopodium album

Lettuce, prickly (6")
Lactuca serriola

Marestail/Horseweed (6")
Conyza canadensis

Morningglory (6")
Ipomea spp.

Pigweed, redroot (12")
Amaranthus retroflexus

Pigweed, smooth (12")
Amaranthus hybridus

Thistle, Russian
Salsola kali

*Controlled with Banvel tank mixture only.

Apply 12 fluid ounces of this product plus 0.5 pound a.i. of 2,4-D, per acre to control the following annual broadleaf weeds when less than 6 inches in height.

Ragweed, common
Ambrosia artemisiifolia

Ragweed, giant
Ambrosia trifida

Smartweed, Pennsylvania
Polygonum pensylvanicum

Velvetleaf
Abutilon theophrasti

HIGH-VOLUME BROADCAST APPLICATIONS

When applied as directed under the conditions described, this product will control the weeds listed below when water carrier volumes are 10 to 40 gallons per acre for ground applications.

Use 1.5 pints of this product per acre if weeds are less than 6 inches tall. If weeds are over 6 inches tall, use 2.25 pints of this product per acre. If weeds have been mowed, grazed, or cut, allow adequate time for new growth to recommended stages prior to treatment. These rates will also provide control of weeds listed in the 'Low-Volume Broadcast Application' section.

WEED SPECIES

Balsamapple*
Momordica charantia

Bassia, fivehook
Bassia hyssopifolia

Brome
Bromus spp.

Fiddleneck
Amsinckia spp.

Flaxleaf Fleabane
Conyza bonariensis

Fleabane
Erigeron spp.

Kochia
Kochia scoparia

Lettuce, prickly
Lactuca serriola

Panicum
Panicum spp.

Ragweed, common
Ambrosia artemisiifolia

Ragweed, giant
Ambrosia trifida

Smartweed, Pennsylvania
Polygonum pensylvanicum

Sowthistle, annual
Sonchus oleraceus

Sunflower
Helianthus annuus

Thistle, Russian
Salsola kali

BEST AVAILABLE COPY

*Apply with hand-held equipment only.

PERENNIAL WEEDS

Apply this product as follows to control or destroy most perennial weeds:

NOTE: If weeds have been mowed or tilled, do not treat until plants have resumed active growth and are at have reached the recommended stages of growth.

Repeat treatments may be necessary to control weeds regenerating from underground parts or seed. Repeat treatments must be made prior to crop emergence.

The addition of 1 to 2 percent dry ammonium sulfate by weight or 8.5 to 17 pounds per 100 gallons of water may increase the performance of this product on perennial weeds. The improvement in performance may be apparent where environmental stress is a concern. Refer to the "Mixing, Additives and Application Instructions" section of this label.

When applied as recommended under the conditions described, this

product WILL CONTROL the following PERENNIAL WEEDS:

Alfalfa

Medicago sativa

Alligatorweed*

Alternanthera philoxeroides

Artichoke, Jerusalem

Helianthus tuberosus

Bahiagrass

Paspalum notatum

Bentgrass

Agrostis spp.

Bermudagrass

Cynodon distichum

Bermudagrass, water (knotgrass)

Paspalum distichum

Bindweed, field

Convolvulus arvensis

Bluegrass, Kentucky

Poa spp.

Blueweed, Texas

Helianthus ciliaris

Brackenfern

Pteridium aquilinum

Bromegrass, smooth

Bromus inermis

Bursage, woollyleaf

Franseria tomentosa

Canarygrass, reed

Phalaris arundinacea

Cattail

Typha spp.

Clover, red

Trifolium pratense

Clover, white
Trifolium repens

Cogongrass
Imperata cylindrica

Dallisgrass
Paspalum dilatatum

Dandelion
Taraxacum officinale

Dock, curly
Rumex crispus

Dogbane, hemp
Apocynum cannabinum

Fescues
Festuca spp.

Fescue, tall
Festuca arundinacea

Guineagrass
Panicum maximum

Horsenettle
Solanum carolinense

Horseradish
Armoracia rusticana

Johnsongrass
Sorghum halepense

Kikuyugrass
Pennisetum clandestinum

Knapweed
Centaurea repens

Lantana
Lantana camara

Milkweed
Asclepias spp.

Muhly, wirestem
Muhlenbergia frondosa

Mullein, common
Verbascum thapsus

Napiergrass
Pennisetum purpureum

Nightshade, silverleaf
Solanum elaeagnifolium

Nutsedge, purple, yellow
Cyperus rotundus
Cyperus esculentus

Orchardgrass
Dactylis glomerata

Pampas
Cortaderia jubata

Paragrass
Brachiaria mutica

Phragmites*
Phragmites spp.

Quackgrass
Agropyron repens

Redvine*
Brunnichia ovata

Reed, giant
Arundo donax

Ryegrass, perennial
Lolium perenne

Smartweed, swamp
Polygonum coccineum

Spurge, leafy*
Euphorbia esula

Sweet potato, wild*
Ipomoea pandurata

Thistle, Canada
Cirsium arvense

Timothy
Phleum pratense

Torpedograss*
Panicum repens

Trumpet creeper
Campis radicans

Vaseygrass
Paspalum urvillei

Wheatgrass, western
Agropyron smithii

This product is not registered in California for use on water bermudagrass, redvine, leafy spurge and trumpet creeper.

***Partial Control**

See "Directions for Use" and "Mixing, Additives and Application Instructions" sections of this label for labeled uses and specific application instructions.

Alfalfa--Apply 1.5 pints of this product per acre in 3 to 10 gallons of water per acre. Make application after the last hay cutting in the fall. Allow alfalfa to regrow to a height of 6 to 8 inches or more prior to treatment. Applications should be followed with deep tillage at least 7 days after treatment, but before soil freeze-up.

Alligatorweed--Apply 6 pints of this product per acre or apply a 1 1/2 percent solution with hand-held equipment to provide partial control. Apply when most of the plants are in bloom. Repeat applications will be required to maintain such control.

Bentgrass--For suppression in grass seed production areas. For ground applications only, apply 2.25 pints of this product in 10 to 20 gallons of water per acre. Ensure entire crown area has resumed growth prior to a fall application. Bentgrass should be actively growing and have at least 3 inches of growth. Tillage prior to treatment should be avoided. Tillage 7 to 10 days after application is recommended for best results. Failure to use tillage after treatment may result in unacceptable control.

Bermudagrass--For control, apply 7.5 pints of this product per acre and, for partial control, apply 4.5 pints per acre. Treat when bermudagrass is actively growing and seedheads are present. Retreatment may be necessary to maintain control. Allow 7 or more days after application before tillage.

Bermudagrass, water (knotgrass)--Apply 2.25 pints of this product

in 5 to 10 gallons of water per acre. Apply when water bermudagrass is actively growing and 12 to 18 inches in length. Allow 7 or more days before tilling, flushing or flooding the field.

Fall applications only - Apply 1.5 pints of this product in 5 to 10 gallons of water per acre. Fallow fields should be tilled prior to application. Apply prior to frost on water bermudagrass that is actively growing and 12 to 18 inches in length. Allow 7 or more days before tillage.

Bindweed, field--For control, apply 6 to 7.5 pints of this product per acre west of the Mississippi River and 4.5 to 6 pints east of the Mississippi River. Apply when the weeds are actively growing and are at or beyond full bloom. Do not treat when weed is under drought stress as good soil moisture is necessary for active growth. For best results, apply in late summer or fall. Fall treatments must be applied before a killing frost. Allow 7 or more days after application before tillage.

Also for control, apply 3 pints of this product plus 0.5 pound a.i. of Banvel in 10 to 20 gallons of water per acre. At these rates, apply using ground application only.

The following tank mixtures with 2,4-D may be applied using aerial application equipment (except in California) in fallow and reduced tillage systems only.

For suppression on irrigated agricultural land apply 1.5 to 3 pints of this product plus 1 pound a.i. of 2,4-D in 10 to 20 gallons of water per acre with ground equipment only. Applications should be made following harvest or in fall fallow ground when the bindweed is actively growing and the majority of runners are 12 inches or more in length. The use of at least one irrigation will promote active bindweed growth.

For suppression, apply 12 fluid ounces of this product plus 0.5 pound a.i. of 2,4-D in 3 to 10 gallons of water per acre for ground applications and 3 to 5 gallons of water per acre for aerial applications. Applications should be delayed until maximum emergence has occurred and when vines are between 6 to 18 inches in length.

In California only, apply 1.5 to 7.5 pints of this product per acre. Actual rate needed for suppression or control will vary within this range depending on local conditions. Also, for more specific use recommendations for California refer to the following paragraph:

For suppression on irrigated land where annual tillage is performed, apply 1.5 pint of this product in 3 to 10 gallons of water per acre. Apply to actively growing



bindweed that has reached a length of 12 inches or greater. Allow maximum weed emergence and runner growth. Do not treat when weed is under drought stress as good soil moisture is necessary for active growth. Allow 3 or more days after application before tillage.

~~Bindweed, field/Blueweed, Texas Apply 6 to 7.5 pints of this product per acre west of the Mississippi River and 4.5 to 6 pints per acre east of the Mississippi River. Apply when weed is actively growing and is at or beyond full bloom. Do not treat when weed is under drought stress as good soil moisture is necessary for active growth. New leaf development indicates active growth. For best results, apply in late summer or fall. Fall treatments must be applied before a killing frost. Allow 7 or more days after application before tillage.~~

) ~~Bindweed, field (suppression irrigated lands where annual tillage is performed) Apply 1.5 pints of this product in 3 to 10 gallons of water per acre. Apply to actively growing bindweed that has reached a length of 12 inches or greater. Allow maximum weed emergence and runner growth. Do not treat when weed is under drought stress as good soil moisture is necessary for active growth. Allow 3 or more days after application before tillage.~~

Bluegrass, Kentucky / Bromegrass, smooth / Orchardgrass--Apply 3 pints of this product in 10 to 40 gallons of water per acre when the grasses are actively growing and most plants have reached boot-to-early seedhead stage of development. For partial control in pasture or hay crop renovation, apply 1.5 to 2.25 pints of this product in 3 to 10 gallons of water per acre. Apply to actively growing plants when most have reached 4 to 12 inches in height. Allow 7 or more days after application before tillage.

) Orchardgrass (sods going to no-till corn)--Apply 1.5 to 2.25 pints of this product per acre in 3 to 10 gallons of water per acre. Apply to orchardgrass that is a minimum of 12 inches tall for spring applications and 6 inches tall for fall applications. Allow at least three days following application before planting. A sequential application of 3.75 to 4.5 quarts of Lariat® herbicide, or equivalent, will be necessary for optimum results. Lariat should be applied within 3 to 10 days following spring applications to prevent annual weed growth.

Lariat is not registered for use in California.

®Lariat is a registered trademark of Monsanto Company.

~~Blueweed, Texas--Apply 6 to 7.5 pints of this product per acre west of the Mississippi River and 4.5 to 6 pints per acre east of the Mississippi River. Apply when weeds are actively growing and are at or beyond full bloom. Do not treat when weeds are under drought~~



stress as good soil moisture is necessary for active growth. New leaf development indicates active growth. For best results, apply in late summer or fall. Fall treatments must be applied before a killing frost. Allow 7 or more days after application before tillage.

Brackenfern--Apply 4.5 to 6 pints of this product per acre as a broadcast spray or as a $\frac{1}{2}$ to 1 percent solution with hand-held equipment. Apply to fully expanded fronds which are at least 18 inches long.

Bursage, woollyleaf--For control, apply 3 pints of this product plus 1 pint of Banvel per acre. For partial control, apply 1.5 pints of this product plus 1 pint of Banvel per acre in 3 to 20 gallons of water per acre. Apply when plants are producing new active growth which has been initiated by moisture for at least 2 weeks and when plants are at or beyond flowering.

Canarygrass, reed/Timothy / Wheatgrass, western--Apply 3 to 4.5 pints of this product per acre. For best results, apply to actively growing plants when most have reached the boot-to-head stage of growth. Allow 7 or more days after application before tillage.

Cogongrass--Apply 4.5 to 7.5 pints of this product in 10 to 40 gallons of water per acre. Apply when Cogongrass is at least 18 inches tall and actively growing in late summer or fall. Allow 7 or more days after application before tillage or mowing. Due to uneven stages of growth and the dense nature of vegetation preventing good spray coverage, repeat treatments may be necessary to maintain control.

Dandelion/Dock, curly--Apply 4.5 to 7.5 pints of this product per acre when plants are actively growing and most have reached the early bud stage of growth. Allow 7 or more days after application before tillage.

Also for control, apply 12 fluid ounces of this product plus 0.5 pound a.i. 2,4-D in 3 to 10 gallons of water per acre.

Dogbane, Hemp--Apply 6 pints of this product per acre. Apply when actively growing and when most weeds have reached the late bud to flower stage of growth. Following crop harvest or mowing, allow weeds to regrow to a mature stage prior to treatment. For best results, apply in late summer or fall. Allow 7 or more days after application before tillage.

For suppression, apply 12 fluid ounces of this product plus 0.5 pound a.i. of 2,4-D in 3 to 10 gallons of water per acre for ground applications and 3 to 5 gallons of water per acre for aerial applications. Delay applications until maximum emergence of dogbane has occurred.

~~Dogbane, hemp/Knapweed/Horseradish--Apply 6 pints of this product per acre. Apply when actively growing and when most weeds have reached the late bud to flower stage of growth. Following crop harvest or mowing, allow weeds to regrow to a mature stage prior to treatment. For best results, apply in late summer or fall. Allow 7 or more days after application before tillage.~~

Fescue, tall--Apply 4.5 pints of this product in 10 to 40 gallons of water per acre to actively growing plants when most have reached boot-to-early seedhead stage of development.

Fall applications only--Apply 1.5 pints of this product in 3 to 10 gallons of water per acre. Apply to fescue in the fall when actively growing and plants have 6 to 12 inches of new growth. Allow 7 or more days after application before tillage. A sequential application of 12 ounces per acre of this product will improve long-term control and control seedlings germinating after fall treatments or the following spring.

Guineagrass--Apply 4.5 pints of this product per acre or use a $\frac{1}{2}$ percent solution with hand-held equipment. Apply to actively growing guineagrass when most has reached at least the 7-leaf stage of growth. Ensure thorough coverage when using hand-held equipment. Allow 7 or more days after application before tillage.

Johnsongrass/Ryegrass, perennial--Apply 1.5 to 4.5 pints of this product per acre. In annual cropping systems apply 1.5 to 3 pints of this product per acre. Apply 1.5 pints of this product in 3 to 10 gallons of water per acre. Use 3 pints of this product when applying 10 to 40 gallons of water per acre. In noncrop or areas where annual tillage (no-till), is not performed, apply 3 to 4.5 pints of this product in 10 to 40 gallons of water per acre. For best results, apply to actively growing plants when most have reached the boot-to-head stage of growth or in the fall prior to frost. Allow 7 or more days after application before tillage. Do not tank-mix with residual herbicides when using the 1.5 pints per acre rate.

For burndown of johnsongrass, apply 12 ounces per acre in 3 to 10 gallons of water per acre before the plants reach a height of 12 inches. For this use, allow at least 3 days after treatment before tillage.

Spot Treatment (partial control or suppression)--Apply a $\frac{1}{2}$ percent solution of this product when johnsongrass is 12 to 18 inches in height. Coverage should be uniform and complete.

Kikuyugrass--Apply 3 to 4.5 pints of this product per acre. Spray when most kikuyugrass is at least 8 inches in height (3 or 4-leaf stage of growth) and actively growing. Allow 3 or more days after

application before tillage.

Knapweed/Horseradish--Apply 6 pints of this product per acre. Apply when actively growing and when most weeds have reached the late bud to flower stage of growth. Following crop harvest or mowing, allow weeds to regrow to a mature stage prior to treatment. For best results, apply in late summer or fall. Allow 7 or more days after application before tillage.


Lantana--Apply this product as a 1/4 to 1 percent solution using hand-held equipment only. Apply to actively growing lantana at or beyond the bloom stage of growth. Use the higher application rate for plants that have reached the woody stage of growth. Allow 7 or more days after application before tillage.

Milkweed, common--Apply 4.5 pints of this product per acre. Apply when actively growing and most of the milkweed has reached the late bud to flower stage of growth. Following small grain harvest or mowing, allow milkweed to regrow to a mature stage prior to treatment. Allow 7 or more days after application before tillage.

Muhly, wirestem--Apply 1.5 to 3 pints of this product per acre. Use 1.5 pints of this product in 3 to 10 gallons of water per acre. Use 3 pints of this product when applying 10 to 40 gallons of water per acre or in pasture, sod, or noncrop areas. Spray when the wirestem muhly is 8 inches or more in height and actively growing. Do not till between harvest and fall applications or in the fall or spring prior to spring applications. Allow 3 or more days after application before tillage. This product will not provide residual control of wirestem muhly from seeds which germinate after application of this product. Do not tank mix with residual herbicides when using the 1.5 pint per acre rate.

Nightshade, silverleaf--For control, apply 3 pints of this product in 3 to 10 gallons of water per acre. Applications should be made when at least 60 percent of the plants have berries. Fall treatments must be applied before a killing frost. Allow 7 or more days after application before tillage. Do not treat when weed is under drought stress as good soil moisture is necessary for active growth.

~~**Nutsedge, purple, yellow** Apply 4.5 pints of this product per acre as a broadcast spray, or apply a 1/4 percent solution from hand held equipment to control existing nutsedge plants and immature nutlets attached to treated plants. Treat when plants are in flower or when new nutlets can be found at rhizome tips. Nutlets which have not germinated will not be controlled and may germinate following treatment. Repeat treatments will be required for long term control. Wait 7 days after treatment before tillage. Tillage will stimulate nutlet germination.~~



~~Apply 12 to 24 ounces of this product per acre in 3 to 40 gallons of water per acre to provide suppression or partial control of existing nutsedge plants. Treat when plants have 3 to 5 leaves (less than 6 inches). Repeat treatments will be required to control subsequent emerging plants. Wait 7 days after treatment before tillage or mowing.~~

Nutsedge: purple, yellow--Apply 4.5 pints of this product per acre as a broadcast spray, or apply a 1½ percent solution from hand-held equipment to control existing nutsedge plants and immature nutlets attached to treated plants. Treat when plants are in flower or when new nutlets can be found at rhizome tips. Nutlets which have not germinated will not be controlled and may germinate following treatment. Repeat treatments will be required for long-term control of ungerminated tubers.

Sequential applications of 1.5 to 3 pints of this product in 3 to 10 gallons of water per acre will provide control. Make applications when a majority of the plants are in the 3 to 5 leaf stage (less than 6 inches tall). Repeat this application, as necessary, when newly emerging plants reach the 3 to 5 leaf stage. Subsequent applications will be necessary for long-term control.

For suppression to partial control of existing plants, apply 12 fluid ounces to 3 pints of this product per acre in 3 to 40 gallons of water per acre. Treat when plants have 3 to 5 leaves and most are less than 6 inches tall. Repeat treatments will be required to control subsequent emerging plants or regrowth of existing plants. Wait 7 days after treatment before tillage or mowing.

For improved control of existing nutsedge plants, apply 1.5 to 4.5 pints of this product plus 8 to 16 fluid ounces of Goal per acre in 3 to 40 gallons of water per acre. Treat when plants have 3 to 5 leaves and most are less than 6 inches tall. Repeat treatments will be required to control subsequent emerging plants or regrowth of existing plants. Wait 7 days after treatment before tillage or mowing.

Pampas--Apply this product as a 1½ percent solution using hand-held equipment. Apply to plants that are actively growing at or beyond the boot stage of growth. Thorough coverage is necessary for best control.

Phragmites--For partial control of phragmites in Florida and the counties of other states bordering the Gulf of Mexico, apply 7.5 pints per acre as a broadcast spray or apply a 1½ percent solution from hand-held equipment. In other areas of the U.S., apply 4.5 pints per acre as a broadcast spray or apply a ½ percent solution from hand-held equipment for partial control. For best results, treat during late summer or fall months or when plants are actively growing and in full bloom. Treatment before or after this stage may

lead to reduced control. Due to the dense nature of the vegetation, which may prevent good spray coverage or uneven stages of growth, repeat treatments may be necessary to maintain control. Visual control symptoms will be slow to develop.

Quackgrass--In Annual Cropping Systems, or in Pastures and Sods Followed by Deep Tillage: Apply 1.5 to 3 pints of this product per acre. For the 1.5 pint rate, apply in 3 to 10 gallons of water per acre. For the 3 pint rate, apply in 10 to 40 gallons of water per acre. Do not tank mix with residual herbicides when using the 1.5 pint rate. Spray when quackgrass is 6 to 12 inches in height and actively growing. Do not till between harvest and fall applications or in fall or spring prior to spring application. Allow 3 or more days after application before tillage. In pastures or sods, for best results use a moldboard plow.

Quackgrass--Pasture or Sod or Other Noncrop Areas Where Deep Tillage is Not Planned Following Application: Apply 3 to 4.5 pints in 10 to 40 gallons of water per acre. Spray when the quackgrass is greater than 8 inches tall and actively growing. Do not till between harvest and fall application or in fall or spring prior to spring application. Allow 3 or more days after application before tillage.

Redvine--For suppression, apply 18 fluid ounces of this product per acre at each of two applications 7 to 14 days apart or a single application of 3 pints per acre. Apply the recommended rates in 5 to 10 gallons of water per acre. Apply to actively growing plants in late September or early October, which are at least 18 inches tall and have been growing 45 to 60 days since the last tillage operation. Make applications at least one week before a killing frost.

Reed, giant--For control of giant reed, apply a 1½ percent solution of this product when plants are actively growing. Best results are obtained when applications are made in late summer to fall.

Smartweed, swamp--Apply 4.5 to 7.5 pints of this product per acre when plants are actively growing and most have reached the early bud stage of growth. Allow 7 or more days after application before tillage.

Also for control, apply 12 fluid ounces of this product plus 0.5 pounds active ingredient of 2,4-D in 3 to 10 gallons of water per acre in the late summer or fall. Apply when plants are actively growing and most have reached the early bud stage of growth. Allow 7 or more days after application before tillage.

Spurge, leafy--For suppression, apply 12 fluid ounces of this product plus 0.5 pound active ingredient 2,4-D in 3 to 10 gallons of water per acre in the late summer or fall. Apply when plants are

actively growing. If mowing has occurred prior to treatment, apply when most of the plants are 12 inches tall. Allow 7 or more days after application before tillage.

Sweet Potato, wild-Apply this product as a 1½ percent solution using hand-held equipment. Apply to actively growing weeds that are at or beyond the bloom stage of growth. Repeat applications will be required. Allow the plant to reach the recommended stage of growth before retreatment. Allow 7 or more days before tillage.

Thistle, Canada-Apply 3 to 4.5 pints of this product per acre. Apply to actively growing thistles when most are at or beyond the bud stage of growth. After harvest, mowing or tillage in the late summer or fall, allow at least 4 weeks for initiation of active growth and rosette development prior to the application of this product. Fall treatments must be applied before a killing frost. Allow 3 or more days after application before tillage.

For suppression of Canada thistle, apply 1.5 pints per acre of this product, or 12 fluid ounces of this product plus 0.5 pound a.e. 2,4-D per acre, in 3 to 10 gallons of water per acre in the late summer or fall after harvest, mowing or tillage. Allow rosette regrowth to a minimum of 6 inches in diameter before treating. Applications can be made as long as leaves are still green and plants are actively growing at the time of application. Allow 3 or more days after application before tillage.


Torpedograss-Apply 6 to 7.5 pints of this product per acre to provide partial control of torpedograss. Apply to actively growing torpedograss when most plants are at or beyond the seedhead stage of growth. Repeat applications will be required to maintain control. Fall treatments must be applied before frost. Allow 7 or more days after application before tillage.

Trumpet creeper--For control, apply 48 fluid ounces of this product per acre in 5 to 10 gallons of water per acre. Apply to actively growing plants in late September or October, which are at least 18 inches tall and have been growing 45 to 60 days since the last tillage operation. Make applications at least 1 week before a killing frost.

Other perennials listed on this label-Apply 4.5 to 7.5 pints of this product per acre. Apply when actively growing and most have reached early head or early bud stage of growth. Allow 7 or more days after application before tillage.

TANK MIXTURES

~~When applied as directed, under the conditions described, Roundup plus Banvel or 2,4-D amine will suppress or control the following~~



~~perennial broadleaf weed:~~

~~Bindweed, field~~

~~Convolvulus arvensis~~

~~For suppression, apply 12 ounces of this product plus 0.5 lb a.e. of 2,4-D amine or 0.25 lb a.i. of Banvel in 3 to 10 gallons of water per acre for ground applications and 3 to 5 gallons of water per acre for aerial applications. Applications should be delayed until maximum emergence has occurred and when vines are between 6 to 18 inches in length. These tank mixtures may be applied using aerial application equipment (except in California) in fallow and reduced tillage systems only.~~

~~For control, apply 3 pints of this product plus 0.5 pound a.i. of Banvel in 10 to 20 gallons of water per acre. At these rates, apply using ground application equipment only.~~

~~Irrigated Agricultural Lands~~

~~Apply 1 1/2 to 3 pints of this product plus 1 quart per acre of 2,4-D amine in 10 to 20 gallons of water per acre with ground equipment only for partial control (suppression) of field bindweed. Applications should be made following harvest or in fall fallow ground when the bindweed is actively growing and the majority of runners are 12 inches or more in length. The use of at least one irrigation will promote active bindweed growth.~~

~~Dogbane, hemp~~

~~Apocynum cannabinum~~

~~For suppression, apply 12 ounces of this product plus 16 ounces of 2,4-D amine in 3 to 10 gallons of water per acre for ground applications and 3 to 5 gallons of water per acre for aerial applications. Delay applications until maximum emergence of dogbane has occurred. For control, apply 6 pints of this product in 3 to 20 gallons of water using ground application equipment only.~~

~~Smartweed, Swamp~~

~~Polygonum coccineum~~

~~For control, apply 12 ounces of this product plus 0.5 pounds active ingredient of 2,4-D amine in 3 to 10 gallons of water per acre in the late summer or fall. Apply when plants are actively growing and most have reached the early bud stage of growth. Allow 7 or more day after application before tillage.~~

~~Refer to the specific product labels for crop rotation restrictions and cautionary statements of all products in tank mixture.~~

WOODY BRUSH AND TREES

When applied as recommended under the conditions described, this product **CONTROLS** or **PARTIALLY CONTROLS** the following woody brush, plants and trees:

Alder

Alnus spp.

Ash*

Fraxinus spp.

Aspen, quaking

Populus tremuloides

Bearmat (Bearclover)

Chamaebatia foliolosa

Birch

Betula spp.

Blackberry

Rubus spp.

Broom:

French

Cytisus monspessulanus

Scotch

Cytisus scoparius

Buckwheat, California*

Eriogonum fasciculatum

Cascara*

Rhamnus purshiana

Catsclaw*

Acacia greggi

Ceanothus*

Ceanothus spp.

Chamise

Adenostoma fasciculatum

Cherry:

Bitter

Prunus emarginata

BEST AVAILABLE COPY

Black*Prunus serotina***Pin***Prunus pensylvanica***Coyote brush***Baccharis consanguinea***Creepers, Virginia****Parthenocissus quinquefolia***Dewberry***Rubus trivialis***Elderberry***Sambucus spp.***Elm****Ulmus spp.***Eucalyptus, Bluegum***Eucalyptus glotulus***Hasardia****Haplopappus squamosus***Hawthorn***Crataegus spp.***Hazel***Corylus spp.***Honeysuckle***Lonicera spp.***Kudzu***Pueraria lobata***Locust, black****Robinia pseudoacacia***Madrone***Arbutus menziesii***Manzanita***Arctostaphylos spp.***Maple:**

Red**
Acer rubrum

Sugar
Acer saccharum

Vine*
Acer circinatum

Monkey Flower*
Mimulus guttatus

Oak:
Black*
Quercus velutina

Northern Pin
Quercus palustris

Post
Quercus stellata

Red
Quercus rubra

Southern Red
Quercus falcata

White*
Quercus alba

Persimmon*
Diospyros spp.

Poison Ivy
Rhus radicans

Poison Oak
Rhus toxicodendron

Poplar*, yellow
Liriodendron tulipifera

Raspberry
Rubus spp.

Rose, multiflora
Rosa multiflora

Russian-olive***
Elaeagnus angustifolia

Sage, black*Salvia mellifera***Sagebrush, California***Artemisia californica***Salmonberry***Rubus spectabilis***Sassafras***Sassafras albidum***Sourwood***Oxydendrum arboreum***Sumac:****Poison****Rhus vernix***Smooth****Rhus glabra***Winged****Rhus copallina***Sweetgum***Liquidambar styraciflua***Swordfern****Polystichum munitum***Tallowtree, Chinese***Sapium sebiferum***Tan Oak***Lithocarpus densiflorus***Thimbleberry***Rubus parviflorus***Tobacco, tree****Nicotiana glauca***Trumpet creeper***Campsis radicans***Willow***Salix spp.*

* Partial control

- ** See below for control or partial control instructions.
 *** This product is not registered in California for use on Russian-olive.

NOTE: If brush has been mowed or tilled or trees have been cut, do not treat until regrowth has reached the recommended stages of growth.

Apply this product when plants are actively growing and, unless otherwise directed, after full leaf expansion. Use the higher rate for larger plants and/or dense areas of growth. On vines, use the higher rate for plants that have reached the woody stage of growth. Best results are obtained when application is made in late summer or fall after fruit formation.

In arid areas, best results are obtained when application is made in the spring to early summer when brush species are at high moisture content and are flowering.

Ensure thorough coverage when using hand-held equipment. Symptoms may not appear prior to frost or senescence with fall treatments.

Allow 7 or more days after application before tillage, mowing or removal. Repeat treatments may be necessary to control plants regenerating from underground parts or seed. Some autumn colors on undesirable deciduous species are acceptable provided no major leaf drop has occurred. Reduced performance may result if fall treatments are made following a frost.

See "Directions for Use", and "Mixing, Additives, and Application Instructions" sections of this label for labeled uses and specific application instructions.


Apply this product as follows to control or partially control the following woody brush and trees.

Alder/Dewberry/Honeysuckle/Post Oak/Raspberry—For control, apply 4.5 to 6 pints per acre of this product as a broadcast spray or as a $\frac{1}{4}$ to $1\frac{1}{4}$ percent solution with hand-held equipment.

Aspen, quaking/Cherry: bitter, black, pin/Hawthorn /Oak, southern red/Sweetgum/Trumpetreeper— For control, apply 3 to 4.5 pints of this product per acre as a broadcast spray or as a $\frac{1}{4}$ to $1\frac{1}{4}$ percent solution with hand-held equipment.

Birch/Elderberry/Hazel/Salmonberry/Thimbleberry—For control, apply 3 pints per acre of this product as a broadcast spray or as a $\frac{1}{4}$ percent solution with hand-held equipment.

Blackberry—For control, apply 4.5 to 6 pints per acre of this product as a broadcast spray, or $\frac{1}{4}$ to $1\frac{1}{4}$ percent solution with



hand-held equipment. Make application after plants have reached full leaf maturity. Best results are obtained when applications are made in late summer or fall. After berries have set or dropped in late fall, blackberry can be controlled by applying a 3/4 percent solution of this product with hand-held equipment. For control of blackberries after leaf drop and until killing frost or as long as stems are green, apply 4.5 to 6 pints of this product in 10 to 40 gallons of water per acre.

Broom: French, Scotch—For control, apply a 1½ to 1½ percent solution with hand-held equipment.

Buckwheat, California/Hasardia/Monkey Flower/ Tobacco, tree—For partial control of these species, apply a ½ to 1½ percent solution of this product as a foliar spray with hand-held equipment. Thorough coverage of foliage is necessary for best results.

Catsclaw—For partial control, apply as a 1½ to 1½ percent solution with hand-held equipment.

Coyote Brush—For control, apply a 1½ to 1½ percent solution with hand-held equipment when at least 50 percent of the new leaves are fully developed.

Eucalyptus/Bluegum—For control of eucalyptus resprouts, apply a 1½ percent solution of this product with hand-held equipment when resprouts are 6 to 12 feet tall. Ensure complete coverage. Apply when plants are growing actively. Avoid application to drought-stressed plants.

Rudzu—For control, apply 6 pints of this product per acre as a broadcast spray or as a 1½ percent solution with hand-held equipment. Repeat applications will be required to maintain control.

Madrone resprouts—For suppression or partial control, apply a 1½ percent solution of this product to resprouts less than 3 to 6 feet tall. Best results are obtained with spring/early summer treatments.

Maple, red**—For control, apply as a ½ to 1½ percent solution with hand-held equipment when at least 50 percent of the new leaves are fully developed. For partial control, apply 3 to 6 pints of this product per acre as a broadcast spray.

Maple, sugar/Oak, northern pin/Oak red—For control, apply as a ½ to 1½ percent solution with hand-held equipment when at least 50 percent of the new leaves are fully developed.

Poison Ivy/Poison Oak—For control, apply 6 to 7.5 pints of this product per acre as a broadcast spray or as a 1½ percent solution

with hand-held equipment. Repeat applications may be required to maintain control. Fall treatments must be applied before leaves lose green color.

Rose, multiflora—For control, apply 3 pints of this product per acre as a broadcast spray or as a $\frac{3}{4}$ percent solution with hand-held equipment. Treatments should be made prior to leaf deterioration by leaf-feeding insects.

Sage, black/Sagebrush, California/Chamise/Tallowtree, Chinese—For control of these species, apply a $\frac{3}{4}$ percent solution of this product as a foliar spray with hand-held equipment. Thorough coverage of foliage is necessary for best results.

Tan oak resprouts—For suppression or partial control, apply a $1\frac{1}{2}$ percent solution of this product to resprouts less than 3 to 6 feet tall. Best results are obtained with fall applications.

Willow—For control, apply 4.5 pints of this product per acre as a broadcast spray or as a $\frac{3}{4}$ percent solution with hand-held equipment.

Other Woody Brush and Trees listed on this label—For partial control, apply 3 to 7.5 pints of this product per acre as a broadcast spray or as a $\frac{3}{4}$ to $1\frac{1}{2}$ percent solution with hand-held equipment.

BEST AVAILABLE COPY

NONCROP USES

See 'General Information' and 'Mixing, Additives and Application Instructions' sections of this label for essential product performance information and the following 'Noncrop' sections for specific recommended uses.

EXTREME CARE MUST BE EXERCISED TO AVOID CONTACT OF SPRAY WITH FOLIAGE OF DESIRABLE TURFGRASSES, TREES, SHRUBS, OR OTHER DESIRABLE VEGETATION SINCE SEVERE DAMAGE OR DESTRUCTION MAY RESULT.

NOTE: If spraying areas adjacent to desirable plants, use a shield made of cardboard, sheet metal or plyboard while spraying to help prevent spray from contacting foliage of desirable plants.

Repeat treatments may be necessary to control weeds regenerating from underground parts or seeds.

This product does not provide residual weed control. For subsequent weed control, follow a label-approved herbicide program.

Read and carefully observe the cautionary statements and all other information appearing on the labels of all herbicides used.

**INDUSTRIAL, RECREATIONAL
AND PUBLIC AREAS**

When applied as directed for 'Noncrop Uses', under conditions described, this product controls annual and perennial weeds listed on this label growing in areas such as airports, ditch banks, dry ditches, dry canals, fencerows, golf courses, highways, industrial plant sites, lumber yards, parking areas, parks, petroleum tank farms and pumping installations, pipelines, power and telephone rights-of-way, railroads, roadsides, schools, storage areas, other public areas and similar industrial or noncrop areas.

For specific rates of application and instructions for control of various annual and perennial weeds and woody brush and trees, see the 'Weeds Controlled' section of this label.

This product may be applied with recirculating sprayers, shielded applicators, or wiper applicators in any noncrop site specified on this label. See the 'Selective Equipment part of 'Application Equipment and Techniques' section of this label for information on proper use and calibration of this equipment.

**TANK MIXTURES FOR
INDUSTRIAL SITES AND
FORESTRY SITE PREPARATIONS**

ROUNDUP®XL plus OUST™

Use on industrial sites including airports, industrial plants, lumberyards, petroleum tank farms, pumping stations, pipelines, railroads, roadsides, storage areas or other similar sites where bare ground is desired.

This tank mixture may also be used as a site preparation treatment for sites to be planted to jack pine, loblolly pine, red pine, slash pine and Virginia pine.

When applied as directed for 'Noncrop Uses' under the conditions described, this product plus Oust provides control of annual weeds listed in the 'Weeds Controlled' section of the label for this product and Oust, and control or partial control of the perennial weeds listed below.

Apply 1.5 to 3 pints of this product with 2 to 4 ounces of Oust in 10 to 40 gallons of spray solution per acre as a broadcast spray to actively growing weeds.

This mixture may be applied by aerial equipment in site prep operations. When applied by air, use the recommended rates in 5 to 15 gallons of spray solution per acre.

This product plus Oust tank mixtures may not be applied by air in California.

For control of annual weeds, use the lower rates of these products.

For control of the listed perennial weeds, use the higher rates of both products. For partial control, use the lower rates.

Bahiagrass

Paspalum notatum

Bermudagrass*

Cynodon dactylon

Broomsedge

Andropogon virginicus

Dock, curly

Rumex crispus

Dogfennel

*Eupatorium
capilliflorum*

Fescue, tall
Festuca arundinacea

Johnsongrass**
Sorghum halepense

Poorjoe**
Diodia teres

Quackgrass
Agropyron repens

Trumpetcreeper*
Campsis radicans

Vaseygrass
Paspalum urvillei

Vervain, blue
Verbena hastata

*Suppression at the higher rates only.

**Control at the lower rates.


Read and carefully observe the cautionary statements and all other information appearing on the labels of all herbicides used.

*Oust is a trademark of E. I. du Pont de Nemours and Company.

■ **TANK MIXTURES** ■
■ **NONCROP SITES** ■

When applied as a tank mixture, this product provides control of the emerged annual weeds and partial control of the emerged perennial weeds listed in this label. When applied as a tank mixture, the following residual herbicides will provide preemergence control of the weeds listed in the individual product labels.

- **ROUNDUP® XL plus DIURON** ■
- **ROUNDUP XL plus KROVAR™ I** ■
- **ROUNDUP XL plus KROVAR II** ■
- **ROUNDUP XL plus RONSTAR™ 50WP** ■
- **ROUNDUP XL plus SIMAZINE,
PRINCEP™ CALIBER™ 90** ■



- ROUNDUP XL plus SIMAZINE 4L ■
- ROUNDUP XL plus SIMAZINE 80W ■
- ROUNDUP XL plus SURFLAN[®] 75W ■
- ROUNDUP XL plus SURFLAN AS ■

See the "Mixing, Additives and Application Instructions" section of this label before preparing these tank mixtures.

Read and carefully observe the label claims, cautionary statements, recommended use rates and all other information on the labels of all products used in these tank mixtures. Use according to the most restrictive label directions for each product in the mixture.

CONTROL OF EMERGED WEEDS

Annual Weeds—Apply 1.5 pints per acre of this product in these tank mixtures when weeds are less than 6 inches tall and 2.25 pints per acre when weeds are more than 6 inches tall.

Perennial Weeds—For partial control of perennial weeds using these tank mixtures, apply 3 to 7.5 pints per acre of this product. Follow the recommendations in the "Weeds Controlled" section of this label for stage of growth and rate of application for specific perennial weeds.

PREEMERGENCE WEED CONTROL

~~The following are the labeled rates for the recommended residual herbicides for noncrop uses:~~

PRODUCT	RATE/ACRE
Diuron, Karmex[™] DF	2 to 8 lbs
Krevar I	4 to 6 lbs
Krevar II	2 to 5 lbs
Renstar 50WP	4 to 8 lbs
Simazine, Princep Caliber 90	5.3 to 11.1 lbs
Simazine 80W	6 to 12 1/2 lbs
Simazine 4L	4.8 to 10 qts
Surflan 75W	2 2/3 to 5 1/3 lbs
Surflan AS	2 to 4 qts

For preemergence weed control, refer to the individual product labels for specific noncrop sites, rates, carrier volumes and

precautionary statements.

Mix only the quantity of spray solution which can be used during the same day. Do not allow these tank mixtures to stand overnight as this may result in reduced weed control.

APPLY THESE TANK MIXTURES THROUGH CONVENTIONAL BROADCAST EQUIPMENT ONLY.

*Princep and Caliber is a trademark of Ciba-Geigy Corporation.

*Karmex and *Krovar are trademarks of E.I. du Pont de Nemours and Company.

*Ronstar is a trademark of Rhone-Poulenc, Inc.

*Surflan is a trademark of Elanco Products Company.

FARMSTEAD WEED CONTROL

When applied as directed for 'Noncrop Uses', under conditions described, this product controls undesirable vegetation listed on this label around farmstead building foundations, along and in fences, shelterbelts, and for general nonselective farmstead weed control.

For specific rates of application and instructions for control of various annual and perennial weeds, see the 'Weeds Controlled' section of this label.

ORNAMENTALS

THIS PRODUCT IS NOT RECOMMENDED FOR USE AS AN OVER-THE-TOP BROADCAST SPRAY IN ORNAMENTALS.

~~When applied as directed for the conditions described for 'Noncrop Uses', this product controls undesirable vegetation listed on this label prior to planting ornamentals, in established ornamentals, and within and around greenhouses and shadehouses. When applied as instructed for the conditions described for 'Noncrop Uses', this product controls undesirable vegetation listed on this label prior to planting ornamentals, within and around greenhouses and shadehouses, and as a postdirected spray around established ornamentals.~~

For specific rates of application and instructions for control of various annual and perennial weeds, see the 'Weeds Controlled' section of this label.

Where repeat applications are necessary, do not exceed 7.5 quarts of this product per acre per year.

Site Preparation—Following preplant applications of this product, any ornamental species may be planted. Precautions should be taken to protect nontarget plants during site preparation applications.

Greenhouse/Shadehouse Use—This product may be used to control weeds listed on this label which are growing in greenhouses. Desirable vegetation must not be present during application and air circulation fans must be turned off.

Postdirected Spray—Use as a postdirected spray toward the base of around established woody ornamentals species such as those listed below. Care must be exercised to avoid contact of spray, drift or mist with foliage of or green bark of established ornamental species.

Arborvitae

Thuja spp.

Azalea

Rhododendron spp.

Boxwood

Buxus spp.

Crabapple

Malus spp.

Euonymus

Euonymus spp.

Fir

Abies spp.

Pseudotsuga spp.

Jojoba

Simmondsia chinensis

Hollies

Ilex spp.

Lilac

Syringa spp.

Magnolia

Magnolia spp.

Maple

Acer spp.

Oak
Quercus spp.

Privet
Ligustrum spp.

Pine
Pinus spp.

Spruce
Picea spp.

Yew
Taxus spp.

**SILVICULTURAL SITES,
RIGHTS-OF-WAY
and CHRISTMAS TREES**

NOTE: NOT RECOMMENDED FOR USE AS AN OVER-THE-TOP BROADCAST SPRAY IN SILVICULTURAL NURSERIES, OR CHRISTMAS TREE PLANTATIONS.

When applied as directed for 'Noncrop Uses' under conditions described, this product controls undesirable vegetation listed on this label. This product also suppresses or controls undesirable vegetation listed on this label when applied at recommended rates for release of established coniferous species listed on this label.

For specific rates of application and instructions for control of various brush, annual and perennial weeds, see the 'Weeds Controlled' section of this label. For specific rates of application for release of listed coniferous species, see the 'Conifer Release' part of this section of the label.

Where repeat applications are necessary, do not exceed 7.5 quarts of this product per acre per year.

Aerial Application—This product may be applied using aerial spray equipment for silvicultural site preparation, conifer release and rights-of-way treatments. See the 'Application Equipment and Techniques' part of the 'Mixing, Additives and Application Instructions' section of this label for information on how to properly spray apply this product by air.

DO NOT APPLY THIS PRODUCT BY AIR TO RIGHTS-OF-WAY SITES IN THE STATE OF CALIFORNIA.

In order to reduce the aerial application drift hazard to aquatic sites*, to nontarget sites, or any site containing desirable

vegetation, always maintain appropriate buffer zones. A buffer zone of the following minimum distances should be maintained:

- Helicopters using a Microfoil™ boom, a Thru-Valve™ boom (TVB-45), or equivalent drift control systems, should maintain at least a 50-foot buffer zone.
- When using other aerial equipment:
 1. Maintain at least a 75-foot buffer zone for applications using 3 pints or less per acre of this product.
 2. Maintain at least a 125-foot buffer zone for applications using more than 3 pints per acre of this product.
 3. Maintain at least a 400-foot buffer zone for applications on rights-of-way when applied from 75 feet or more above ground level.

These distances should be increased if conditions favoring drift exist.

* Aquatic sites include all lakes, ponds, and streams used for significant domestic purposes or angling.

™Microfoil is a trademark of Union Carbide Agricultural Products, Inc.

™Thru-Valve is a trademark of Waldrum Specialties, Inc.

■ SITE PREPARATION ■

Following preplant applications of this product, any silvicultural species may be planted.

■ POSTDIRECTED SPRAY ■

In established silvicultural sites, use as a spray on the foliage of undesirable vegetation. Care must be exercised to avoid contact of spray, drift or mist with foliage or green bark of desirable species.

■ CONIFER RELEASE ■

For release, apply only where conifers have been established for more than one year. Vegetation should not be disturbed prior to treatment or until visual symptoms appear after treatment. Symptoms of treatment are slow to appear, especially in woody species treated in late fall. Injury may occur to conifers treated for release, especially where spray patterns overlap or the higher

rates are applied or when applications are made during periods of active conifer growth. Do not use additional surfactant with conifer release applications.

Applications must be made after formation of final conifer resting buds in the fall or prior to initial bud swelling in spring. Some autumn colors on undesirable deciduous species are acceptable provided no major leaf drop has occurred. Use the following rates for conifer release to control or partially control the weeds listed in the "Weeds Controlled" section of this label.

For release of the following conifer species:

Douglas fir
Pseudotsuga menziesii

Fir
Abies spp.

Hemlock
Tsuga spp.

Pines*
Pinus spp.

Spruce
Picea spp.

* Includes all species except eastern white pine, loblolly pine or slash pine.

Apply 2.25 to 3 pints of this product per acre except in Washington and Oregon, west of the crest of the Cascade Mountains. For spring treatments west of the crest of the Cascade Mountains, apply 1.5 pints of this product per acre before conifer bud swell for control of annual weeds. For fall treatments in Washington and Oregon, west of the crest of the Cascade Mountains, apply 1.5 to 2.25 pints of this product per acre before any major leaf drop of deciduous species.

For release of western hemlock, apply 1.5 pints of this product per acre.

For release of the following conifer species:

Loblolly pine
Pinus taeda

Eastern white pine
Pinus strobus



Slash pine*Pinus elliottii*

Late Season Application—Apply 2.25 to 3 pints of this product in a minimum of 5 gallons of spray solution per acre during early autumn. Applications made prior to September 1 or when conditions are conducive to rapid growth of conifers will ~~result in~~ **create** the potential for increased injury in the form of tip and/or needle burn. Injury may decrease with later applications. Some autumn colors are acceptable at time of application. Apply prior to frost or leaf drop of undesirable plants. Applications made according to label directions will release loblolly pine, eastern white pine and slash pine by reducing competition from the following species:

Ash*Fraxinus spp.***Cherry:****Black***Prunus serotina***Pin***Prunus pensylvanica***Elm***Ulmus spp.***Hawthorn***Crataegus spp.***Locust, black***Robina pseudoacacia***Maple, red***Acer rubra***Oak:****Black***Quercus velutina***Post***Quercus stellata***Southern Red***Quercus falcata***White***Quercus alba***Persimmon***Diospyros spp.*

BEST AVAILABLE COPY

Poplar, yellow
Liriodendron tulipifera

Sassafras
Sassafras albidum

Sourwood
Oxydendrum arboreum

Sumac:
Poison
Rhus vernix

Smooth
Rhus glabra

Winged
Rhus copallina

Sweetgum
Liquidambar styraciflua

Apply only to those sites where woody brush and trees listed in this label constitute the majority of the undesirable species.

■ **Roundup XL plus Oust Tank Mixtures** ■
for Conifer Release from Herbaceous Weeds


To release loblolly pines from herbaceous weeds, tank mixtures of this product with Oust will provide control of annual weeds listed in the "Weeds Controlled" section of this and the Oust label, and partial control of the perennial weeds listed below.

Apply 12 to 18 fluid ounces of this product with 2 to 4 ounces of Oust in 10 to 30 gallons of spray solution per acre. Make application to actively growing weeds as a broadcast spray over the top of the young loblolly pines.

This product plus Oust tank mixtures may not be applied by air in California.

This tank mixture may be applied using aerial equipment. When applying by air, use the recommended rate in 5 to 15 gallons of spray solution per acre.

For control of annual weeds below 12 inches in height (or runner length on annual vines), use the low rates of both products. Use the higher rates of both products when annual weeds are in more advanced stages of growth and approaching flower or seed formation.



Use the higher rates of both products for partial control of the following perennial weeds. Use the lower rates for suppression of growth.

Bahiagrass

Paspalum notatum

Broomsedge

Andropogon virginicus

Dock, curly

Rumex crispus

Dogfennel

Eupatorium capilliflorum

Fescue, tall

Festuca arundinacea

Johnsongrass**

Sorghum halepense

Poorjoe**

Diodia teres

Trumpet creeper*

Campsis radicans

Vaseygrass

Paspalum urvillei

Vervain, blue

Verbena hastata

*Suppression at the higher rates only.

**Control at the higher rates.

Pine damage may occur or can be accentuated if treatment takes place when young trees are under stress from drought, flood water, insects or disease.

Read and observe the cautionary statements and all other information appearing on the label of all herbicides used.

NOTE TO USER

This product must not be used in areas where adverse impact on Federally designated endangered/threatened plant or aquatic species is likely.

Prior to making applications, the user of this product must determine that no such species are located in or immediately adjacent to the area to be treated.

■ **CUT STUMP TREATMENTS** ■

Woody vegetation may be controlled by treating freshly cut stumps of trees and resprouts with this product. Apply this product using suitable equipment to ensure coverage of the entire cambium. Cut vegetation close to the soil surface. Apply a 50 to 100 percent solution of this product to the freshly cut surface immediately after cutting. Delays in application may result in reduced performance. For best results, applications should be made during periods of active growth and full leaf expansion.

When used according to directions for cut stump application, this product will CONTROL, PARTIALLY CONTROL or SUPPRESS many types of woody brush and tree species, some of which are listed below:

Alder

Alnus spp.

Eucalyptus/Bluegum

Eucalyptus glotulus

Madrone

Arbutus menziesii

Oak

Quercus spp.

Reed, giant

Arundo donax

Saltcedar

Tamarisk spp.

Sweetgum

Liquidambar styraciflua

Tan Oak

Lithocarpus densiflorus

Willow

Salix spp.

■ **INJECTION AND FRILL
APPLICATIONS** ■

Woody vegetation may be controlled by injection or frill application of this product. Apply this product using suitable equipment which must penetrate into the living tissue. Apply the equivalent of 1 ml of this product per each 2 to 3 inches of trunk diameter (DBH). This is best achieved by applying 50 to 100 percent concentration of this material either to a continuous frill around the tree or as cuts evenly spaced around the tree below all branches. As tree diameter increases in size, better results are achieved by applying diluted material to a continuous frill or more closely spaced cuttings. Avoid application techniques that allow runoff to occur from frill or cut areas in species that exude sap freely after frills or cutting. In species such as this, make frill or cut at an oblique angle so as to produce a cupping effect and use undiluted material. For best results, application should be made during periods of active growth and after full leaf expansion.

This treatment WILL CONTROL the following woody species:

Oak

Quercus spp.

Poplar

Populus spp.

Sweetgum

Liquidambar styraciflua

Sycamore

Platanus occidentalis

This treatment WILL SUPPRESS the following woody species:

Black gum

Nyssa sylvatica

Dogwood

Cornus spp.

Hickory

Carya spp.

Maple, red

Acer rubrum

**TURFGRASSES AND GRASSES
FOR SEED PRODUCTION**

PREPLANT AND RENOVATION

When applied as directed for "Noncrop Uses", under conditions described, this product controls most existing vegetation prior to the planting or renovation of either turfgrasses or grass seed production areas.

For specific rates of application and instructions for control of various annual and perennial weeds, and woody brush and trees, see the "Weeds Controlled" section of this label.

For maximum control of existing vegetation, delay planting to determine if any regrowth from escaped underground plant parts occurs. Where repeat treatments are necessary, sufficient regrowth must be attained prior to application. For warm-season grasses, such as bermudagrass, summer or fall applications provide best control.

DO NOT DISTURB SOIL OR UNDERGROUND PLANT PARTS BEFORE TREATMENT. Tillage or renovation techniques such as vertical mowing, coring or slicing should be delayed for 7 days after application to allow proper translocation into underground plant parts.

TURFGRASSES

Where existing vegetation is growing in a field or unmowed situation, apply this product to actively growing weeds at the stages of growth given in the "Weeds Controlled" section of this label.

Where existing vegetation is growing under mowed turfgrass management, apply this product after omitting at least one regular mowing to allow sufficient growth for good interception of the spray.

Desirable turfgrasses may be planted following the above procedures.

GRASSES FOR SEED PRODUCTION

Apply this product to actively growing weeds at the stages of growth given in the "Weeds Controlled" section of this label prior to planting or renovation of turf or forage grass areas grown for seed production.

DO NOT feed or graze treated areas within 8 weeks after application.

■ ANNUAL WEED CONTROL IN
DORMANT BERMUDAGRASS
AND BAHIAGRASS TURF ■

When applied as directed for 'Noncrop Uses' under the conditions described, this product will provide control or suppression of many winter annual weeds and tall fescue for effective release of dormant bermudagrass and bahiagrass turf. Refer to the rate table for this product alone under the 'Release of Bermudagrass and Bahiagrass' section of this label for recommended rates and volumes on the species to be suppressed or controlled. Treat only when turf is dormant and prior to spring greenup. Spot treatments or broadcast applications of this product in excess of 12 fluid ounces per acre may result in injury or delayed greenup in highly maintained turfgrass areas; i.e., golf courses, lawns, etc. DO NOT APPLY TANK MIXTURES of this product plus Oust in highly maintained turfgrass areas.

**RELEASE OF BERMUDAGRASS OR
BAHIAGRASS**

NOTE: Use only in areas where bermudagrass or bahiagrass are desirable ground covers and where some temporary injury or discoloration can be tolerated. Use tank mixtures of this product plus Oust only on railroads, highways, utility plant sites, or other right-of-way areas.

When applied as directed for 'Noncrop Uses' under the conditions described, this product will provide control or suppression of many winter annual weeds and tall fescue for effective release of dormant bermudagrass or bahiagrass. This product may be tank-mixed with Oust as recommended for residual control. Make applications to dormant bermudagrass or bahiagrass. Tank mixtures of this product plus Oust may delay greenup. To avoid delays in greenup and minimize injury, do not add more than 1 ounce per acre of Oust on bermudagrass or more than $\frac{1}{2}$ ounce per acre on bahiagrass, or treat when these grasses are in a semi-dormant condition.

For best results on winter annuals, treat when plants are in an early growth stage (below 6 inches in height) after most have germinated. For best results on tall fescue, treat when fescue is in or beyond the 4 to 6-leaf stage.

WEEDS CONTROLLED

Rate recommendations for control or suppression of winter annuals and tall fescue are listed below:

Apply the recommended rates of this product alone or as a tank mixture in 10 to 25 gallons of water per acre.

For the best recommendation for the mixture of weeds within your geographic areas, contact your Monsanto sales representative.

**WEEDS CONTROLLED OR SUPPRESSED
WITH ROUNDUP®XL ALONE***

NOTE: C = Control
S = Supression

WEED SPECIES	ROUNDUP® XL FLUID OZ/ACRE					
	6	9	12	18	24	48
Barley, little <i>Hordeum pusillum</i>	S	C	C	C	C	C
Bedstraw, catchweed <i>Galium aparine</i>	S	C	C	C	C	C
Bluegrass, annual <i>Poa annua</i>	S	C	C	C	C	C
Chervil <i>Chaerophyllum tainturieri</i>	S	C	C	C	C	C
Chickweed, common <i>Stellaria media</i>	S	C	C	C	C	C
Clover, crimson <i>Trifolium incarnatum</i>	•	S	S	C	C	C
Clover, large hop <i>Trifolium campestre</i>	•	S	S	C	C	C
Fescue, tall <i>Festuca arundinaceae</i>	•	•	•	•	S	S
Geranium, Carolina <i>Geranium carolinianum</i>	•	•	S	S	C	C
Henbit <i>Lamium amplexicaule</i>	•	S	C	C	C	C
Ryegrass Italian <i>Lolium multiflorum</i>	•	•	S	C	C	C
Speedwell, corn <i>Veronica arvensis</i>	S	C	C	C	C	C

648113

Vetch, common
Vicia sativa

• • S C C C

* These rates apply only to sites where an established competitive turf is present.

**WEEDS CONTROLLED OR SUPPRESSED
WITH ROUNDUP® XL PLUS OUST®**

NOTE: C = Control
S = Suppression

WEED SPECIES	ROUNDUP (FLUID OZ/A) + OUST (OZ/A)	ROUNDUP® XL + OUST (OZ/ACRE)						
		6 +	9 +	9 +	12 +	12 +	9 1	12 1
Barley, little <i>Hordeum pusillum</i>		C	C	C	C	C	C	C
Bedstraw, catchweed <i>Galium aparine</i>		C	C	C	C	C	C	C
Bluegrass, annual <i>Poa annua</i>		S	C	C	C	C	C	C
Chervil <i>Chaerophyllum tainturieri</i>		C	C	C	C	C	C	C
Chickweed, common <i>Stellaria media</i>		S	C	C	C	C	C	C
Clover, crimson <i>Trifolium incarnatum</i>		S	S	S	S	C	C	C
Clover, large hop <i>Trifolium campestre</i>		•	•	S	S	S	C	C
Fescue, tall <i>Festuca arundinaceae</i>		•	•	•	•	•	S	S
Geranium, Carolina <i>Geranium carolinianum</i>		•	S	S	C	C	C	C
Henbit		•	S	C	C	C	C	C



<i>Lamium amplexicaule</i>							
Ryegrass, Italian <i>Lolium multiflorum</i>	•	S	S	C	C	C	C
Speedwell, corn <i>Veronica arvensis</i>	S	C	C	C	C	C	C
Vetch, common <i>Vicia sativa</i>	C	C	C	C	C	C	C

* These rates or mixtures of rates apply only to sites where an established competitive turf is present.

RELEASE OF ACTIVELY GROWING BERMUDAGRASS

When applied as directed, this product will aid in the release of bermudagrass by providing control of annual species listed in the "Weeds Controlled" section of this and the Oust label, and suppression or partial control of certain perennial weeds.

For control or suppression of those annual species listed on this label, use 12 to 36 fluid ounces of this product as a broadcast spray in 10 to 25 gallons of spray solution per acre. Use the lower rate when treating annual weeds below 6 inches in height (or length of runner in annual vines). Use the higher rate as size of plants size increases or as they approach flower or seedhead formation.

Use the higher rate of this product for partial control of the following perennial species. Use the lower rates for suppression of growth. For best results, see the "Weeds Controlled" section of this label for proper stage of growth.

Bahiagrass

Paspalum notatum

Bluestem, silver

Andropogon saccharoides

Fescue, tall

Festuca arundinacea

Johnsongrass**

Sorghum halepense

Trumpet creeper*

Campsis radicans

Vaseygrass

Paspalum urvillei

*Suppression at higher rates only.

**Control at the higher rates.

This product may be tank-mixed with Oust. If tank-mixed, use no more than 12 to 24 fluid ounces of this product with 1 to 2 ounces of Oust per acre.

Use the lower rates of both mixtures to control annual weeds below 6 inches in height (or runner length in annual vines) that are listed in the 'Weeds Controlled' section of this booklet and the Oust label. Use the higher rates as annual weeds increase in size and approach the flower or seedhead stages.

Use the higher rates of this product to provide partial control of the following perennial weeds. Use the lower rates for suppression of growth.

Bahiagrass

Paspalum notatum

Bluestem, silver

Andropogon saccharoides

Broomsedge

Andropogon virginicus

Dock, curly

Rumex crispus

Dogfennel

Eupatorium capilliflorum

Fescue, tall

Festuca arundinacea

Johnsongrass*

Sorghum halepense

Poorjoe**

Diodia teres

Trumpet creeper*

Campsis radicans

Vaseygrass

Paspalum urvillei

Vervain, blue

Verbena hastata

*Suppression at higher rates only.

**Control at the higher rates.

Use only on well-established bermudagrass. Bermudagrass injury may result from the treatment but regrowth will occur under moist conditions. Repeat applications in the same season are not recommended, since severe injury may result.

Read and carefully observe the cautionary statements and all other information appearing on the labels of all herbicides used.

**COOL SEASON TURF
GROWTH REGULATION**

When applied as directed, this product will suppress growth and seedhead development of listed turf species in industrial sites.

This product is recommended for management of coarse turfs on roadside rights-of-way or other industrial areas. Do not use on high-quality turfs or other areas where some turf color changes cannot be tolerated. Slight turf discoloration may occur but turf will regreen and regrow under moist conditions as effects of this product wear off.


Apply 3 to 4.5 fluid ounces of this product per acre alone or in a recommended tank mixture. Spray volumes of 10 to 40 gallons per acre are recommended.

This product can be used for growth and seedhead suppression of:

**Tall Fescue
Smooth Brome**

For best results, apply this product in a recommended tank mixture to actively growing turfgrasses after greenup in the spring of the year. For suppression of seedheads, applications must be made before boot-to-seedhead stage of development. Applications made from seedhead emergence until maturity may result in turf discoloration or injury.

After mowing or removal of seedheads, this product in a recommended tank mixture may also be used to suppress the growth of certain turfgrasses. Allow turf to recover from stress caused by heat, drought, or mowing before making applications. Applications made to turf under stress may increase the potential for discoloration or injury.



ANNUAL GRASSES

For growth suppression of some annual grasses such as annual ryegrass, wild barley and wild oats, apply 2.25 or 3 fluid ounces of this product in 10 to 40 gallons of spray solution per acre. Applications should be made when annual grasses are actively growing and before the seedheads are in the boot stage of development. Treatments made after seedhead emergence may cause injury to the desired grasses.

TANK MIXTURES

For the following tank mixtures, consult each product label for weeds controlled and the correct stage of application. Do not treat turf under stress.

Tank mixtures plus 2,4-D Amine

For additional weed control benefits, up to ~~1 quart per acre~~ 1 pound a.i. of 2,4-D amine per acre may be added to the following tank mixtures. Consult the label for 2,4-D amine for weeds controlled.

TALL FESCUE**Roundup XL plus Telar™**

For suppression of tall fescue growth and seedheads, and control or partial control of some annual weeds, apply this tank mixture after greenup and prior to boot-to-seedhead stage of development. Use up to $\frac{1}{2}$ ounce of Telar per acre.

This tank mixture can also be applied after mowing or removal of tall fescue seedheads for turf growth suppression. Make only one of the above applications per growing season.

Roundup XL plus Oust™

For suppression of tall fescue growth and seedheads, and control or partial control of some annual weeds, apply this tank mixture after greenup and prior to boot-to-seedhead stage of development. Use up to $\frac{1}{4}$ ounce of Oust per acre.

Roundup XL plus Escort™

This tank mixture can be applied after mowing or removal of tall fescue seedheads for turf growth suppression and control or partial control of some annual weeds. Use up to $\frac{1}{3}$ ounce of Escort per acre.

BEST AVAILABLE COPY

SMOOTH BROME**Roundup XL plus Oust**

For suppression of smooth brome growth and seedheads and control or partial control of some annual weeds, apply this tank mixture after greenup and prior to boot-to-seedhead stage of development. Use up to 1/4 ounce of Oust per acre.

*Escort and Telar are trademarks of E. I. du Pont de Nemours and Company.

**BAHIAGRASS SEEDHEAD AND
VEGETATIVE SUPPRESSION**

When applied as directed in the indicated noncrop areas (roadsides, airports, golf course roughs, and plant sites), this product will provide significant inhibition of seedhead emergence and will suppress vegetative growth for a period of approximately 45 days with single applications and approximately 120 days with sequential applications.

Apply this product 1 to 2 weeks after full greenup of bahiagrass or after the bahiagrass has been mowed to a uniform height of 3 to 4 inches. Applications must be made prior to seedhead emergence. Apply 4.5 fluid ounces per acre of this product in 10 to 25 gallons of water per acre.

Sequential applications of this product may be made at approximately 45 day intervals to extend the period of seedhead and vegetative growth suppression. For continued seedhead suppression, sequential applications must be made prior to seedhead emergence. Apply no more than 2 sequential applications per year. As a first sequential application, apply 3 fluid ounces of this product per acre. A second sequential application of 1.5 to 3 fluid ounces per acre plus nonionic surfactant may be made approximately 45 days after the last application.

A tank mixture of Roundup plus Oust may be applied only on roadsides for seedhead inhibition and vegetative suppression. Apply 4.5 fluid ounces per acre of this product plus 0.25 ounce per acre of Oust 1 to 2 weeks following an initial spring mowing. When using this product plus Oust for suppression of bahiagrass, make only one application per year.

BEST AVAILABLE COPY

CROPPING SYSTEMS

When applied as directed for "Cropping Systems", under the conditions described, this product controls annual and perennial weeds listed on this label, prior to the emergence of direct seeded crops or prior to transplanting of crops listed on this label.

See "General Information" and "Mixing, Additives and Application Instructions" sections of this label for essential product performance information.

See the following "Cropping Systems" sections for specific recommended uses.

) EXTREME CARE MUST BE EXERCISED TO AVOID CONTACT OF SPRAY WITH FOLIAGE, GREEN STEMS OR FRUIT OF DESIRABLE CROPS, PLANTS, TREES OR OTHER DESIRABLE VEGETATION SINCE SEVERE DAMAGE OR DESTRUCTION MAY RESULT.

Repeat treatments may be necessary to control weeds regenerating from underground parts or seed. Except as otherwise specified on this label, repeat treatments must be made before the crop emerges in accordance with the instructions of this label.


Except as otherwise specified in a crop section of this label, the combined total of all treatments must not exceed 6 quarts per acre of this product per year.

Do not plant subsequent crops other than those on the label for 30 days following application.

) ~~For other cropping systems, except following spot treatment in forage grasses and legumes, do not harvest or feed treated crop vegetation for 8 weeks after following application. Allow 14 days following spot treatment or selective equipment use, allow 14 days before grazing domestic livestock or harvesting forage grasses and legumes.~~

~~When applied as directed for "Cropping Systems", under the conditions described, this product controls annual and perennial weeds listed on this label, prior to the emergence of direct seeded crops or prior to transplanting of crops listed on this label.~~

- ALFALFA*
- ARTICHOKE,
- JERUSALEM
- ASPARAGUS*
- ATEMOYA
- BARLEY*
- BEANS (All)
- BEEF GREENS



BEETS (Red, Sugar)
 BLACKBERRY
 BLUEBERRY
 BOYSENBERRY
 BREADFRUIT
 BROCCOLI
 CABBAGE
 CANISTEL
 CARAMBOLA
 CARROT
 CAULIFLOWER
 CELERY
 CHICORY
 CORN (All)*
 COTTON*
 CRANBERRY
 CUCUMBER***
 CURRANT
 DATES
 DEWBERRY
 EGGPLANT***
 ELDERBERRY
 FORAGE GRASSES*
 FORAGE LEGUMES*
 GARLIC***
 GOOSEBERRY
 GOURDS***
 HORSERADISH
 HUCKLEBERRY
 JABOTICABA
 JACKFRUIT
 KALE
 LENTILS
 LETTUCE
 LOGANBERRY
 LONGAN
 LYCHEE
 MELONS***
 MUSTARD GREENS
 OATS*
 OKRA
 OLALLIEBERRY
 ONION
 PARSNIPS
 PASSION FRUIT
 PEANUTS
 PEAS (All)
 PEPPER***
 PERSIMMONS
 PINEAPPLE****
 POTATO (Irish, Sweet)
 PUMPKIN***
 RADISH
 RASPBERRY (Black, Red)

RICE**
RUTABAGA
SAPODILLA
SAPOTE (Black, Mamey, White)
SORGHUM (Milo)*
SOURSOP
SOYBEANS*
SPINACH
SQUASH* (Summer,**
Winter)
SUGAR APPLE
TAMARIND
TOMATILO***
TOMATOES*†**
TURNIPS
WATERMELON***
WATERCRESS***
WHEAT*
YAMS

* Spot treatments may be applied in these crops.

** Do not treat rice fields or levees when the fields contain flood water.

*** Apply only prior to planting. Allow at least 3 days between application and planting.

****Do not feed or graze treated pineapple forage following application.

† Use is restricted to direct seeded crops only.

When applying this product prior to transplanting crops into plastic mulch, care must be taken to remove residues of this product from the plastic prior to transplanting. Residues can be removed by 1/2 inch natural rainfall or by applying water via a sprinkler irrigation system.

NOTE: This product is not registered in California for use on atemoya, breadfruit, canistel, carambola, jaboticaba, jackfruit, longan, lychee, parsnips, passion fruit, sapodilla, sapote, sugar apples, tamarind, and yams and parsnips.

Spot Treatment (Only those crops with ""*"" can be spot treated.)--Applications in growing crops must be made prior to heading of small grains and milo, initial pod set in soybeans, silking of corn, or boll opening on cotton.

For forage grasses and forage legumes see "Spot Treatment" in the "Pastures" section of "Cropping Systems" in this label.

BEST AVAILABLE COPY

For dilution and rates of application using boom or hand-held equipment, see 'Mixing, Additives and Application Instructions' and 'Weeds Controlled' sections of this label.

NOTE: FOR FORAGE GRASSES AND FORAGE LEGUMES, NO MORE THAN ONE-TENTH OF ANY ACRE SHOULD BE TREATED AT ONE TIME. FOR ALL OTHER CROPS, DO NOT TREAT MORE THAN 10 PERCENT OF THE TOTAL FIELD AREA TO BE HARVESTED.

THE CROP RECEIVING SPRAY IN TREATED AREA WILL BE KILLED. TAKE CARE TO AVOID DRIFT OR SPRAY OUTSIDE TARGET AREA FOR THE SAME REASON.

Selective Equipment—This product may be applied through recirculating sprayers, shielded applicators, or wiper applicators in cotton and soybeans. Shielded and wiper applicators may also be used in tree crops and grapes. Wiper applicators may be used in rutabagas, forage grasses and forage legumes, including pasture sites and grain sorghum (milo).

See the 'Selective Equipment' part of the 'Application Equipment and Techniques' section of this label for information on proper use and calibration of this equipment.

Allow at least the following time intervals between application and harvest:

Cotton, Soybeans	7 days
Apples, Atemoya, Avocado, Breadfruit, Canistel, Careambola, Cherry, Citrus, Dates, Grapes, Jaboticaba, Jackfruit, Longan, Lychee, Passion Fruit, Pear, Persimmons, Rutabagas, Sapodilla, Sapote, Soursop, Sugar Apple, Tamarind	14 days
Stone Fruit	17 days
Nut Crops	21 days
Sorghum (milo)*	40 days

* Do not use roller applicators. Do not feed or graze treated milo fodder. Do not ensile treated vegetation.

ASPARAGUS

When applied as directed for 'Cropping Systems' under the conditions described, this product controls weeds listed on this label in asparagus.

For specific rates of applications and instructions for control of various annual and perennial weeds, see the 'Weeds Controlled' section of this label.

Prior to Crop Emergence—Apply this product prior to crop emergence for the control of emerged labeled annual and perennial weeds. DO NOT APPLY WITHIN A WEEK BEFORE THE FIRST SPEARS EMERGE.



Spot Treatment—Apply this product immediately after cutting, but prior to the emergence of new spears. Do not treat more than 10 percent of the total field area to be harvested. Do not harvest within 5 days of treatment.

Postharvest—Apply this product after the last harvest and all spears have been removed. If spears are allowed to regrow, delay application until ferns have developed. Delayed treatments should be applied as directed or shielded spray in order to avoid contact of the spray with ferns, stems or spears. Direct contact of the spray with the asparagus may result in serious crop injury.

NOTE: Select and use recommended types of spray equipment for postemergence postharvest applications. A directed spray is any application where the spray pattern is aligned in such a way as to avoid direct contact of the spray with the crop. A shielded spray is any application where a physical barrier is positioned and maintained between the spray and the crop to prevent contact of spray with the crop.

BERRIES AND SMALL FRUITS

For cranberries, apply after fruit set and no later than 30 days before harvest.

For other berries, apply as a preplant broadcast application, or as a directed spray or wiper application post-planting.

Wiper applicators may be used in cranberries in accordance with instructions in this section.

See "General Information" and "Mixing, Additives and Application Instructions" sections of this label for essential product performance information.

See the "Selective Equipment" part of the "Application Equipment and Techniques" section of this label for information on recommended use and calibration of this equipment.

For Wick or other Wiper Applicators--Mix 3 quarts of this product in 4 gallons of water to prepare a 15 percent solution. Apply the solution to emerged weeds. Apply after cranberry fruit set and no later than 30 days before harvest.

In severe infestations, reduce equipment ground speed to ensure that adequate amounts of this product are wiped on the weeds. A second treatment in the opposite direction may be beneficial.

Do not permit herbicide solution to contact desirable vegetation, including green shoots, canes, or foliage.

FALLOW AND REDUCED

TILLAGE SYSTEMS

FOR AERIAL APPLICATION IN CALIFORNIA, REFER TO SUPPLEMENTAL LABEL.

Use this product in fallow and reduced tillage systems for control of annual weeds prior to emergence of crops listed in this label. Refer to the 'Weeds Controlled' section of this label for specific rates and instructions. This product may be applied using ground or aerial spray equipment. See the 'Application Equipment and Techniques' section of this label for instructions.

- **TANK MIXTURES** ■
- **ROUNDUP® XL plus BANVEL** ■
- **ROUNDUP XL plus 2,4-D AMINE** ■
- **ROUNDUP XL plus GOAL™** ■

DO NOT APPLY BANVEL, OR 2,4-D AMINE TANK MIXTURES BY AIR IN CALIFORNIA.

Applications of 2,4-D or Banvel must be made at least 7 days prior to planting corn. Applications of 2,4-D must be made at least 30 days prior to planting soybeans.

The additions of Banvel in a mixture with this product may provide short-term residual control of selected weed species. Some crop injury may occur if Banvel is applied within 45 days of planting. Refer to the Banvel and 2,4-D labels for cropping restrictions and other use instructions.

Roundup® XL plus Goal Tank Mixtures

This product alone or in tank mixtures with Goal will provide control of those weeds listed below.

Make applications when weeds are actively growing and at the recommended stages of growth. Avoid spraying when weeds are subject to moisture stress, when dust is on the foliage or when straw canopy covers the weeds.

ROUNDUP® XL 9 fluid oz/acre

Wheat	18"*
Barley	12"
Bluegrass,	
annual	6"
Barnyardgrass	6"
Rye	6"

BEST AVAILABLE COPY

ROUNDUP XL 12 fluid oz/acre

Annual grasses at left plus:

Ryegrass, annual	6"
Chickweed	6"
Groundsel	6"
Marestail	6"
Rocket, London	6"
Shepherdspurse	6"
Crabgrass	12"
Johnsongrass, seedling	12"
Lambsquarters	12"
Oats, wild	12"
Pigweed, redroot	12"
Mustards	12"

**ROUNDUP XL 9 fluid oz/acre
+
GOAL** 2 to 4 fluid oz/acre**

Annual grasses above plus:

Cheeseweed, common	3"
Chickweed	3"
Groundsel	3"
Rocket, London	6"
Shepherdspurse	6"

**ROUNDUP XL 12 fluid oz/acre
+
GOAL** 2 to 4 fluid oz/acre**

Annual weeds above plus:

Cheeseweed, common	6"
Groundsel	6"
Chickweed	12"
Rocket, London	12"
Shepherdspurse	12"

* Maximum height or length in inches.

** Use the higher rate when weeds approach maximum recommended height or stands are dense.

These recommended tank mixtures may be applied using ground or aerial spray equipment. Refer to the "Weeds Controlled" section of this label for specific rates and instructions.

"Goal is a trademark of Rohm and Haas Company.

ECOFARMING SYSTEMS

The recommendations made in this section are not registered for use in California.

The Ecofarming System consists of the following rotation: winter wheat, corn/sorghum, ecofallow.

Use the following tank mixtures for control of emerged annual weeds before planting corn or sorghum in the Ecofarming System.

- Roundup® RT at 12 to 15 fluid ounces per acre
- plus
- 2,4-D at 0.375 to 0.5 pound a.i. per acre
- plus
- Atrazine at 0.75 to 1 pound a.i. per acre
- plus
- Lasso® at 2.5 to 3 quarts per acre

The above tank mixture should be applied in 28-0-0 or 32-0-0 liquid fertilizer carrier at 20 to 30 gallons per acre. The liquid fertilizer may be diluted with water to achieve the desired carrier volume.

WEEDS CONTROLLED - The following weeds, up to a maximum height of 4 inches, will be controlled:

Brome, downy
Bromus tectorum

Cheat
Bromus secalinus

Foxtail, green
Setaria viridis

Foxtail, yellow
Setaria lutescens

Kochia*
Kochia scoparia

Lettuce, prickly
Lactuca serriola

Pigweed, redroot
Amaranthus retroflexus

Thistle, Russian
Salsola kali

Wheat, volunteer
Triticum aestivum

BEST AVAILABLE COPY

*For improved control of kochia, add 4 fluid ounces per acre (0.125 pound a.i. per acre) of Banvel to the above tank mixture.

Risk of crop injury from 2,4-D or Banvel can be reduced by applying this treatment 7 to 14 days before planting.

Refer to the label booklet for Lasso herbicide for preemergence weed control achieved by this tank mixture.

Refer to the specific product labels for crop rotation restrictions and cautionary statements for all products used in these tank mixtures.

®Lasso is a registered trademark of Monsanto Company.

AID TO TILLAGE

This product, when used in conjunction with preplant tillage practices, will provide control of downy brome, cheat, volunteer wheat, tansy mustard and foxtail. Apply 6 fluid ounces of this product in 3 to 10 gallons of water per acre. Make applications when weeds are actively growing and before they are 6 inches in height. Application must be followed by conventional tillage practices no later than 15 days after treatment and before regrowth occurs. Allow at least 1 day after application before tillage. Tank mixtures with residual herbicides may result in reduced performance.

PASTURES

Apply this product prior to planting forage grasses and legumes.

Pasture or Hay Crop Renovation—When applied as a broadcast spray, this product controls the annual and perennial weeds listed in this label prior to planting forage grasses or legumes. Remove domestic livestock before application and wait 8 weeks after application before grazing or harvesting.

Spot Treatment—When applied as a spot treatment as recommended, this product controls annual and perennial weeds listed in this label which are growing in pastures, forage grasses and forage legumes composed of bahiagrass, bermudagrass, bluegrass, brome, fescue, orchardgrass, ryegrass, timothy, wheatgrass, alfalfa or clover.

Wiper Application—When applied as directed, this product controls or suppresses the weeds listed under "Wiper Applicators" in the "Selective Equipment" section of this label.

For spot treatment and wiper application, apply in areas where the movement of domestic livestock can be controlled. No more than one-tenth of any acre should be treated at one time. Further applications may be made in the same area at 30 day intervals. Remove domestic livestock before application and wait 14 days after application before grazing livestock or harvesting.

SUGARCANE



When applied as directed for "Cropping Systems", under the conditions described, this product controls those emerged annual and perennial weeds listed on this label growing in or around sugarcane or in fields to be planted to sugarcane. This product will also control undesirable sugarcane.

NOTE: Where repeat treatments are necessary, do not exceed a total of 7.5 quarts of this product per acre per year. Do not apply to vegetation in or around ditches, canals or ponds containing water to be used for irrigation.

Broadcast Treatment—Apply this product in 10 to 40 gallons of water per acre on emerged weeds growing in fields to be planted to sugarcane.

For specific rates of application and instructions for control of various annual and perennial weeds, see the "Weeds Controlled" section of this label.

For removal of last stubble or ratoon cane, apply 6 to 7.5 pints of this product in 10 to 40 gallons of water per acre to new growth having at least 7 or more new leaves. Allow 7 or more days after application before tillage.

Spot Treatment in or Around Sugarcane Fields—For dilution and rates of application using hand-held equipment, see "Mixing, Additives and Application Instructions" and "Weeds Controlled" sections of this label.

For control of volunteer or diseased sugarcane, make a 1 percent solution of this product in water and spray to wet the foliage of vegetation to be controlled.

NOTE: When spraying volunteer or diseased sugarcane, the plants should have at least 7 new leaves.

Avoid spray contact with healthy cane plants since severe damage or destruction may result.

Do not feed or graze treated sugarcane forage following application.

~~MINIMUM TILLAGE SYSTEMS~~

~~Tank Mixtures~~

~~CORN AND SOYBEANS~~

~~When applied as recommended under the conditions described, these tank mixtures control many emerged weeds, and give preemergence control of many annual weeds when corn or soybeans will be planted directly into a cover crop, established sod, or in previous crop residues.~~



~~Refer to specific product labels for crop rotation restrictions and cautionary statements of all products used in these tank mixtures. For mixing instructions, see the 'Mixing, Additives and Application Instructions' section of this label.~~

CORN

- ~~● ROUNDUP® XL plus LASSO® ●~~
- ~~● ROUNDUP XL plus LASSO plus ATRAZINE ●~~
- ~~● ROUNDUP XL plus LASSO plus BLADEX™ ●~~
- ~~● ROUNDUP XL plus LASSO plus SIMAZINE ●~~
- ~~● ROUNDUP XL plus ATRAZINE plus SIMAZINE ●~~

SOYBEANS

- ~~● ROUNDUP® XL plus LASSO® ●~~
- ~~● ROUNDUP XL plus LASSO plus LOROX/LINURON ●~~
- ~~● ROUNDUP XL plus LASSO plus LBXONE™ ●~~
- ~~● ROUNDUP XL plus LASSO plus SENCOR™ ●~~

~~Apply these tank mixtures in 10 to 40 gallons of water per acre after planting or during planting in such manner that the planter does not disturb the treated soil. Do not apply these mixtures after crop emergence.~~

~~REDUCED CONTROL MAY RESULT IF THIS PRODUCT IS USED IN TANK MIXTURES CONTAINING FLUID FERTILIZERS.~~

CONTROL OF EMERGED WEEDS

~~Annual Weeds Apply to actively growing grasses and broadleaf weeds. Use 1.5 pints of this product per acre in these tank mixtures if weeds are less than 6 inches tall. If weeds are over 6 inches tall, apply 2.25 pints of this product per acre. For emerged annual weeds controlled, see the 'Weeds Controlled' section of this label.~~

~~Perennial Weeds At normal application rates in minimum tillage systems, perennial weeds may not be at the proper stage of growth for control. See the 'General Information' section of this label for the proper stage of growth for perennial weeds.~~

~~Use of 3 to 6 pints of this product per acre in these tank mixtures, under these conditions provides top kill and reduces competition from many emerged perennial grass and broadleaf~~



~~weeds. For emerged perennial weeds controlled, see the "Weeds Controlled" section of this label.~~

~~To obtain the desired stage of growth, it may be necessary to apply this product alone in the late summer or fall and then follow with a label approved, seedling weed control program at planting.~~

~~NOTE: When using these tank mixtures, do not exceed 6 pints of this product per acre.~~

~~USE OF THESE TANK MIXTURES FOR BERMUDAGRASS OR JOHNSONGRASS CONTROL IN MINIMUM TILLAGE SYSTEMS IS NOT RECOMMENDED. For bermudagrass control, follow the instructions under "Control of Perennial Weeds" section of this label and then use a label approved, seedling weed control program in a minimum tillage or conventional tillage system. For Johnsongrass control, follow the instructions under "Control of Perennial Weeds" section of this label, and then use a label approved seedling weed control program with conventional tillage.~~

~~The following are labeled ranges for the recommended preemergence herbicides:~~

PRODUCT	RATES/ACRE	
	(QUARTS)	(POUNDS)
Lasso	2 to 4	•
Atrazine 4L	1 to 2	•
Atrazine 80WP	•	1.25 to 2.3
Atrazine 90DF	•	1.1 to 2
Bladex 4L	1 to 2.2	•
Bladex 90DF	•	0.7 to 3.3
Simazine 4L	1 to 2.2	•
Simazine 80WP	•	1.25 to 2.75
Linuron 4L	0.5 to 1.5	•
Lorex DF	•	0.75 to 3
Lexone 4L or Sencor 4F	0.25 to 0.75	•
Lexone or Sencor 75DF	•	0.33 to 1

~~Read and carefully observe the label claims, cautionary statements, rates and all other information on the labels of all products. Use according to the most restrictive label directions for each product in the mixture.~~

~~®Lasso is a registered trademark of Monsanto Company.~~

~~™Bladex and ™Lexone are trademarks of E. I. du Pont de Nemours and Company.~~

~~"Sencor is a trademark of the parent company of Farbenfabriken-Bayer GmbH, Leverkusen."~~

PREHARVEST APPLICATIONS

~~When applied as directed under the conditions described, this product controls annual and perennial weeds listed on this label prior to the harvest of COTTON.~~

~~Weed Control For specific rates of application and instructions for control of various annual and perennial weeds, see the "Weeds Controlled" section of this label.~~

~~Broadcast Applications This product may be applied using either aerial or ground spray equipment. For ground applications with broadcast equipment, apply this product in 10 to 40 gallons of water per acre. For aerial applications, apply this product in 3 to 15 gallons of water per acre.~~

~~To control Johnsongrass using multiple nozzle directed spray equipment, apply 1.5 pints of this product in 10 to 20 gallons of water per acre. Ensure complete coverage.~~

~~For partial control of field bindweed, apply 1.5 pints of this product in 3 to 40 gallons of water per acre. Apply when bindweed is actively growing and 12 inches or greater in length. Reduced performance may result if bindweed is under drought stress.~~

Tank Mixtures

~~Roundup® XL plus Def™ 6~~

~~Roundup XL plus Felex™~~

~~When applied as recommended under the conditions described, these tank mixtures control annual and perennial weeds listed on this label prior to the harvest of cotton. For application guidelines, precautions and defoliant rates, refer to the supplemental label for cotton harvest aid.~~

~~Timing of Application Apply this product or these tank mixtures for preharvest weed control after 60 percent of the cotton bolls have opened.~~

~~NOTE: DO NOT APPLY TO CROPS GROWN FOR SEED. Allow a minimum of 7 days between application and harvest.~~

~~Do not feed or graze treated cottonseed forage or hay following preharvest applications.~~

~~™Def is a trademark of Mobay Chemical Corporation.~~



~~"Foalex is a trademark of Rhone-Poulenc, Inc."~~

CONSERVATION MINIMUM TILLAGE AND NO-TILL SYSTEMS

CORN AND SOYBEANS

Tank Mixtures

The recommendations made in this section are not registered for use in California.

When applied as recommended under the conditions described, the tank mixtures listed in this section control many emerged weeds, and give preemergence control of many annual weeds where corn or soybeans will be planted directly into a cover crop, established sod, or in previous crop residues.

Refer to specific product labels for crop rotation restrictions and cautionary statements of all products used in these tank mixtures. For mixing instructions, see the "Mixing, Additives and Application Instructions" section of this label.

Apply these tank mixtures in 10 to 20 gallons of water or 10 to 60 gallons of nitrogen solution per acre before, during or after planting. Do not apply these mixtures after crop emergence.

The addition of 1 to 2 percent dry ammonium sulfate by weight may increase the performance of this product. Do not reduce the rate of the nonionic surfactant when adding ammonium sulfate.

NOTE: When using these tank mixtures, do not exceed 6 pints of this product per acre.

CORN

For residual control, this product may be tank-mixed with the following herbicides or combination of herbicides:

- | | |
|-----------------|-------------------|
| LASSO®/ALACHLOR | ATRAZINE |
| LARIATO® | BEABEX™ CYANAZINE |
| BULLET® | SIMAZINE |
| DUAL™ | PROWL™ |
| BICEP™ | |

For improved burndown, this product may be tank-mixed with 2,4-D or dicamba. Applications of 2,4-D or dicamba must be made at least 7 days prior to planting corn. See the "Weeds Controlled" section for specific rate information.

SOYBEANS

For residual control, this product may be tank-mixed with the following herbicides or combination of herbicides:

CANOPIY™	LOROX™ PLUS
COMMAND™	PREVIEW™
DUAL™	PROWL™
GEMINI™	TURBO™
LASSO®/ALACHLOR	SCEPTER™
LEXONE™	SENCOR™
LINURON	SQUADRON™

For improved burndown, this product may be tank-mixed with the following herbicides:

2,4-DB
2,4D*

*Applications of 2,4-D must be made at least 30 days prior to planting soybeans. See the "Weeds Controlled" section for specific rate information.

CORN AND SOYBEANS

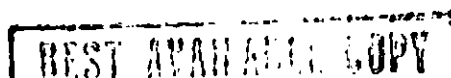
Annual Weeds--For difficult-to-control weeds such as fall panicum, barnyardgrass, crabgrass, shattercane and broadleaf signalgrass up to 2 inches tall, and Pennsylvania smartweed up to 6 inches tall, apply this product at 24 fluid ounces per acre in these tank mixtures. For other labeled annual weeds, apply 16 to 18 fluid ounces of this product per acre when weeds are less than 6 inches tall, and 24 to 36 fluid ounces when weeds are over 6 inches tall. For a complete list of annual weeds controlled, see the "Weeds Controlled" section of this label.

Perennial Weeds--At normal application times in minimum tillage systems, perennial weeds may not be at the proper stage of growth for control. See the "Weeds Controlled" section of this label for the proper stage of growth for perennial weeds.

Use of 3 to 6 pints of this product per acre in the tank mixtures mentioned above, under these conditions provides top kill and reduces competition from many emerged perennial grass and broadleaf weeds. For emerged perennial weeds controlled, see the "Weeds Controlled" section of this label.

To obtain the desired stage of growth, it may be necessary to apply this product alone in the late summer or fall and then follow with a label-approved, seedling weed control program at planting.

USE OF THESE TANK MIXTURES FOR BERMUDAGRASS OR JOHNSONGRASS CONTROL IN MINIMUM TILLAGE SYSTEMS IS NOT RECOMMENDED. For bermudagrass control, follow the instructions under "Control of Perennial Weeds" section of this label and then use a label-approved, seedling weed-control program in a minimum tillage or conventional tillage system. For johnsongrass control, follow instructions under "Control of Perennial Weeds" section of this label, and then use



a label-approved seedling weed-control program with conventional tillage.

®Bullet, Lasso and Lariat are registered trademarks of Monsanto Company.

™Canopy, Bladex, Gemini, Lexone, Lorox Plus and Preview are trademarks of E.I. duPont de Nemours and Company.

™Dual is a trademark of Ciba-Geigy Corporation.

™Sencor and Turbo are trademarks of Bayer AG.

™Prowl, Scepter and Squadron are trademarks of American Cyanamid Company.

™Command is a trademark of FMC Corporation.

PREHARVEST APPLICATIONS

COTTON

When applied as directed under the conditions described, this product controls annual and perennial weeds listed on this label prior to the harvest of cotton.

Broadcast Applications--This product may be applied using either aerial or ground spray equipment. For ground applications with broadcast equipment, apply this product in 10 to 20 gallons of water per acre. For aerial applications, apply this product in 3 to 10 gallons of water per acre.

FOR AERIAL APPLICATIONS, REFER TO THE "APPLICATION EQUIPMENT AND TECHNIQUES" AND "AERIAL EQUIPMENT" SECTIONS OF THIS LABEL.

FOR AERIAL APPLICATIONS IN CALIFORNIA, REFER TO THE FEDERAL SUPPLEMENTAL LABEL FOR AERIAL APPLICATIONS IN THAT STATE FOR SPECIFIC INSTRUCTIONS, RESTRICTIONS AND REQUIREMENTS.

DO NOT EXCEED A MAXIMUM RATE OF 1.5 PINTS PER ACRE OF THIS PRODUCT WHEN MAKING APPLICATIONS BY AIR.

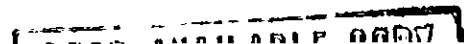
Weed Control--For specific rates of application and instructions for control of various annual and perennial weeds for this product used alone or in the following tank mixtures, see the "Weeds Controlled" section of this label.

To control johnsongrass using multiple-directed or broadcast over-the-top spray equipment, apply 1.5 pints of this product in 10 to 20 gallons of water per acre. Ensure complete coverage.

For partial control of field bindweed, apply 1.5 pints of this product in 3 to 20 gallons of water per acre. Apply when bindweed is actively growing and 12 inches or greater in length. Reduced performance may result if bindweed is under drought stress.

TANK MIXTURES

- Roundup® XL plus Def™ 6 ■
- Roundup® XL plus Folex™ ■



■ Roundup® XL plus Prep® ■
■ Roundup® XL plus Prep plus Def 6 or Folex ■

When applied as recommended under the conditions described, these tank mixtures control annual and perennial weeds listed on this label prior to the harvest of cotton. For application guidelines, precautions and use-rates, refer to the Def, Folex and Prep labels.

This product when tank mixed with DEF 6 or Folex defoliant may provide enhancement of cotton leaf drop and regrowth inhibition.

Timing of Application--Apply this product or these tank mixtures for preharvest weed control after 60 percent of the cotton bolls have opened.

NOTE: DO NOT APPLY TO CROPS GROWN FOR SEED. Allow a minimum of 7 days between application and harvest. Do not feed or graze treated cotton forage or hay following preharvest applications.

"Def is a trademark of Mobay Chemical Company.

"Folex and Prep are trademarks of Rhone-Poulenc.

~~TREE AND VINE CROPS~~

~~This product is recommended for weed control in established groves, vineyards, or orchards, or for site preparation prior to transplanting crops listed in this section. Applications may be made with boom equipment, CDA, shielded sprayers, hand held and high volume wands, lances, or orchard guns, or with wiper applicator equipment, except as directed in this section. See the "Application Equipment and Techniques" section of this label for specific information on use of equipment.~~

~~When applying this product, refer to the "Weeds Controlled" section of this label for recommended rates to be used.~~

~~NOTE~~

~~Repeat treatments may be necessary to control weeds originating from underground parts of untreated weeds or from seeds. This product does not provide residual weed control. For subsequent weed control, follow a program using residual herbicides or use repeated applications of this product. Do not apply more than 7.5 quarts of this product per acre per year.~~

~~EXTREME CARE MUST BE EXERCISED TO AVOID CONTACT OF HERBICIDE SOLUTION, SPRAY, DRIFT, OR MIST WITH FOLIAGE OR GREEN BARK OF TRUNK, BRANCHES, SUCKERS, FRUIT, OR OTHER PARTS OF TREES OR VINES. CONTACT OF THIS PRODUCT WITH OTHER THAN MATURED BROWN BARK CAN RESULT IN SERIOUS CROP DAMAGE.~~

~~AVOID PAINTING OUT STUMPS WITH THIS PRODUCT AS INJURY RESULTING FROM ROOT GRAFTING MAY OCCUR IN ADJACENT TREES.~~

Reduced control may result when applications are made to annual or perennial weeds that have been mowed, grazed or cut and have not been allowed to regrow to the recommended stage for treatment.

For specific rates of applications and instructions, see the "Weeds Controlled" section of this label.

**TANK MIXTURES
TREES AND VINE CROPS**

When applied as a tank mixture, this product provides control of the emerged annual weeds and partial control of the emerged perennial weeds listed in this label. The following residual herbicides will provide preemergence control of those weeds listed in the individual product labels.

- ~~ROUNDUP[®] XL plus GOAL[™] 1.6E~~ ●
- ~~ROUNDUP XL plus KARMEX[™] DF~~ ●
- ~~ROUNDUP XL plus KROVAR[™] I~~ ●
- ~~ROUNDUP XL plus KROVAR[™] II~~ ●
- ~~ROUNDUP XL plus SIMAZINE,
PRINCIP CALIBER[™] 90~~ ●
- ~~ROUNDUP XL plus SIMAZINE 4L~~ ●
- ~~ROUNDUP XL plus SIMAZINE 80W~~ ●
- ~~ROUNDUP XL plus SOLICAM[™] 80DF~~ ●
- ~~ROUNDUP XL plus SURFLAN[™] AS~~ ●
- ~~ROUNDUP XL plus SURFLAN 75W~~ ●
- ~~ROUNDUP XL plus SIMAZINE
(80W, or 4L, or PRINCIP CALIBER 90)
plus SURFLAN (AS or 75W)~~ ●
- ~~ROUNDUP XL plus GOAL (1.6E)
plus SURFLAN (AS or 75W)~~ ●
- ~~ROUNDUP XL plus GOAL (1.6E)
plus SIMAZINE
(80W, or 4L, or PRINCIP CALIBER 90)♦~~ ●
- ~~ROUNDUP XL plus GOAL (1.6E)
plus SURFLAN (AS or 75W)
plus simazine (80W, 4L)~~ ●



~~or PRINCEP Caliber 90)~~

~~*See the Roundup XL plus Goal plus simazine tank mixture section below for specific use instructions.~~

~~When tank mixing with residual herbicides, add an agriculturally approved nonionic surfactant.~~

~~Do not apply these tank mixtures in Puerto Rico.~~

CONTROL OF EMERGED WEEDS

~~Annual Weeds Apply 1.5 pints per acre of this product in these tank mixtures, when weeds are less than 12 inches tall. For weeds greater than 12 inches tall, apply 2.25 pints per acre.~~

~~Perennial Weeds For partial control of perennial weeds using these tank mixtures, apply 3 to 7.5 pints per acre of this product. Follow the recommendations in the 'Weeds Controlled' section of this label for stage of growth and rate of application for specific perennial weeds.~~

PREEMERGENCE WEED CONTROL

~~The following are the labeled rates for the recommended residual herbicides:~~

PRODUCT	RATE/ACRE
Goal 1.6E	1.25 to 5 qts.
Karmex DF	2 to 8 lbs.
Krovar I	2 to 8 lbs.
Krovar II	2 to 8 lbs.
Simazine, Princep Caliber 90	1.1 to 10.6 lbs.
Simazine, 80W	1 1/4 to 12 lbs.
Simazine 4L	2 to 9.6 qts.
Solicam 80DF	2 1/4 to 5 lbs.
Surflan AS	2 to 4 qts.
Surflan 75W	2 2/3 to 5 1/3 lbs.

~~NOTE: These residual herbicides may provide post-emergence activity on certain annual weed species.~~

~~Refer to the individual product labels for specific crops, rates, geographical restrictions and precautionary statements.~~

~~Read and carefully observe the label claims, cautionary statements, rates and all other information on the labels of all products.~~

~~For specific rates of application and instructions see the 'Weeds Controlled' section of this label.~~

~~● ROUNDUP® XL plus GOAL ●~~



~~(California only)~~

~~This product may be tank mixed with Goal plus simazine for broad-spectrum postemergence and preemergence control. Refer to the following table for approved crops and rate ranges for each product in this tank mix. Refer to the individual product labels for weeds controlled, geographical restrictions, precautionary statements and specific use rates.~~

~~RATE RANGES*~~

CROP	ROUNDUP® XL (pints)	GOAL 1.6E (quarts)	SIMAZINE 80W** (pounds)
Grapes	1½ to 2.25	1.25 to 5	2.5 to 5
Almond	1½ to 2.25	1.25 to 5	1.25 to 2.5

~~Use equivalent rate of Princep Caliber 90 or simazine 4L.~~

~~*Rate dependent on weeds present.~~

~~**Rate dependent on soil type and weeds present.~~

~~ROUNDUP® XL plus GOAL plus SIMAZINE/SURFLAN~~

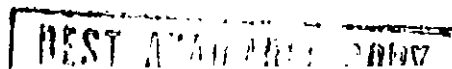
~~This product plus Goal, applied alone or as a three-way or four-way with simazine and/or Surflan, will provide postemergence control of those weeds listed below when applied as recommended.~~

~~Refer to individual product labels for preemergence rates, weeds controlled, precautionary statements and other important information.~~

~~Apply these tank mixtures in 3 to 40 gallons of water. Add 0.5 to 1 percent nonionic surfactant by total spray volume to the spray solution.~~

~~WEEDS CONTROLLED~~

Weed Species	Maximum Height (inches)	Roundup® XL + Goal (oz/a) (qts/a)
Barley, —wild	4	12 to 24 + 0.5 to 5
Bluegrass, —annual	4	12 to 24 + 0.5 to 5
Cheeseweed, —common	4	12 to 24 + 0.5 to 5
Chickweed,	4	12 to 24 + 0.5 to 5



—common			
Flaxleaf,	4	12 to 24	+ 0.5 to 5
—fleabane			
Groundsel,	4	12 to 24	+ 0.5 to 5
—common			
Marestail	4	12 to 24	+ 0.5 to 5
Pineappleweed	4	12 to 24	+ 0.5 to 5
Rocket, London	4	12 to 24	+ 0.5 to 5
Shepherdspurse	4	12 to 24	+ 0.5 to 5
Sewthistle,	4	12 to 24	+ 0.5 to 5
—annual			
Cheeseweed,	12	24 to 36	+ 1 to 5
—common			
Nettle,	12	24 to 36	+ 1 to 5
—stinging			
Filaree	12	24 to 36	+ 1 to 5

~~*Solicam is a trademark of Sandoz, Inc.~~

TREE AND VINE CROPS

This product is recommended for weed control in established groves, vineyards, or orchards, or for site preparation prior to transplanting crops listed in this section. Applications may be made with boom equipment, CDA, shielded sprayers, hand-held and high-volume wands, lances, or orchard guns, or with wiper applicator equipment, except as directed in this section. See the "Application Equipment and Techniques" section of this label for specific information on use of equipment.

When applying this product, refer to the "Weeds Controlled" section of this label and to specific recommendations in this section for rates to be used.

NOTE

Repeat treatments may be necessary to control weeds originating from underground parts of untreated weeds or from seeds. This product does not provide residual weed control. For subsequent weed control, use repeated applications of this product. Do not apply more than 7.5 quarts of this product per acre per year.

EXTREME CARE MUST BE EXERCISED TO AVOID CONTACT OF HERBICIDE SOLUTION, SPRAY, DRIFT, OR MIST WITH FOLIAGE OR GREEN BARK OF TRUNK, BRANCHES, SUCKERS, FRUIT, OR OTHER PARTS OF TREES OR VINES. CONTACT OF THIS PRODUCT WITH OTHER THAN MATURED BARK CAN RESULT IN SERIOUS CROP DAMAGE.

AVOID PAINTING OUT STUMPS WITH THIS PRODUCT AS INJURY RESULTING FROM ROOT GRAFTING MAY OCCUR IN ADJACENT TREES.

Reduced control may result when applications are made to annual or perennial weeds that have been mowed, grazed or cut and have

not been allowed to regrow to the recommended stage for treatment.

For specific rates of applications and instructions, see the "Weeds Controlled" section of this label, and to specific recommendations which follow.

MIDDLES MANAGEMENT

FOR ANNUAL WEEDS IN MIDDLES BETWEEN ROWS OF TREE AND VINE CROPS

For citrus crops treat uniformly between trees.

- **ROUNDUP® XL**
- **ROUNDUP XL plus GOAL™**

This product alone or in mixtures with Goal will control or suppress the annual weeds listed below.

Apply the recommended rates of this product, either alone or in mixtures with Goal in 3 to 10 gallons of water per acre. Apply when weeds are actively growing and less than 6 inches in height or diameter. If weeds are under drought stress, irrigate prior to application. Reduced control may occur if weeds have been mowed prior to application. Up to 36 fluid ounces per acre of this product may be used to control weeds which have been mowed, are stressed, or are growing in dense populations.

WEED SPECIES	MAXIMUM HEIGHT/DIAMETER (INCHES)	RATE PER ACRE	
		ROUNDUP XL (FLUID OUNCES)	GOAL (FLUID OUNCES)
Barley <i>Hordeum vulgare</i>	6	6	--
Bluegrass, annual <i>Poa annua</i>			
Barnyardgrass <i>Echinochloa crus-galli</i>	6	9	--
Chickweed, common <i>Stellaria media</i>			
Red Hair <i>Calandrinia ciliata</i>			
Crabgrass <i>Digitaria spp.</i>	6	12	--
Fleabane, flaxleaf			OR



Conyza bonariensis
 Groundsel, common
Senecio vulgaris 12 to 24 + 4 to 16**
 Junglerice
Echinochloa colonum
 Lambsquarters, common
Chenopodium album
 Pigweed, redroot
Amaranthus retroflexus
 Rocket, London
Sisymbrium irio
 Ryegrass, common
Lolium multiflorum
 Shepherdspurse
Capsella bursa-pastoris
 Sowthistle, annual
Sonchus oleraceus

Cheeseweed, common 3 9 to 24 + 4 to 16
Malva spp.

Cheeseweed, common 6 12 to 24 + 4 to 16
Malva spp.
 Filaree*
Erodium spp.
 Horseweed/Marestail
Conyza canadensis
 Nettle, stinging
Urtica dioica
 Purselane, common*
Purtilaca oleracea

* Suppression only.
 **The mixture of this product plus Goal is recommended when weeds are stressed or growing in dense populations.

STRIPS

FOR ANNUAL AND PERENNIAL WEEDS IN STRIPS OF TREE AND VINE CROPS

■ **TANK MIXTURES WITH RESIDUAL HERBICIDES** ■

When applied as a tank mixture, this product provides control of the emerged annual weeds and control or suppression of emerged perennial weeds listed in this label. The following residual herbicides will provide preemergence control of those weeds listed in the individual product labels.

- ROUNDUP® XL plus GOAL™ 1.6E ■
- ROUNDUP XL plus KARMEX™ DP ■
- ROUNDUP XL plus KROVAR™ I ■

- ROUNDUP XL plus KROVAR™ II
- ROUNDUP XL plus SIMAZINE,
PRINCEP CALIBER™ 90
- ROUNDUP XL plus SIMAZINE 4L
- ROUNDUP XL plus SIMAZINE 80W
- ROUNDUP XL plus SOLICAM™ 80DF
- ROUNDUP XL plus SURFLAN™ AS
- ROUNDUP XL plus SURFLAN 75W
- ROUNDUP XL plus SIMAZINE
(80W, or 4L, or PRINCEP CALIBER 90)
plus SURFLAN (AS or 75W)
- ROUNDUP XL plus GOAL (1.6E)
plus SURFLAN (AS or 75W)
- ROUNDUP XL plus GOAL (1.6E)
plus SIMAZINE
(80W, or 4L, or PRINCEP CALIBER 90)
- ROUNDUP XL plus GOAL (1.6E)
plus SURFLAN (AS or 75W)
plus SIMAZINE (80W, 4L,
or PRINCEP CALIBER 90)

Do not apply these tank mixtures in Puerto Rico.

Refer to the individual product labels for specific crops, rates, geographical restrictions and precautionary statements.

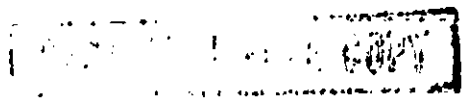
Read and carefully observe the label claims, cautionary statements, rates and all other information on the labels of all products.

*Karmex is a trademark of E.I. duPont de Nemours and Company.

RECOMMENDED RATES

Annual Weeds - Apply 1.5 to 7.5 pints per acre of this product in these tank mixtures. Use rates at the higher end of the recommended range when weeds are stressed, growing in dense populations or are greater than 12 inches tall.

Perennial Weeds - Apply 12 fluid ounces to 7.5 pints per acre of this product in these tank mixtures to control or suppress perennial weeds. Follow the recommendations in the "Weeds Controlled" section of this label for stage of growth and application rates for specific perennial weeds.



■ **ROUNDUP XL® plus GOAL plus SIMAZINE/SURFLAN** ■

This product plus low rates of Goal in three-way or four-way mixtures with simazine and/or Surflan will provide postemergence control of the weeds listed below.

Refer to the individual simazine and Surflan labels for preemergence rates, weeds controlled, precautionary statements and other important information.

Apply these tank mixtures in 3 to 40 gallons of water.

Apply 1.5 to 7.5 pints per acre of this product plus 4 to 48 fluid ounces per acre of Goal plus labeled rates of simazine and/or Surflan to control the following weeds:

Barley, wild
Hordeum leporinum
 Bluegrass, annual
Poa annua
 Cheeseweed, common
Malva spp.
 Chickweed, common
Stellaria media
 Filaree*
Erodium spp.
 Fleabane, flaxleaf
Conyza bonariensis
 Groundsel, common
Senecio vulgaris
 Horseweed/Marestail
Conyza canadensis
 Nettle, stinging
Urtica dioica
 Pineappleweed
Matricaria matricariodes
 Rocket, London
Sisymbrium irio
 Shepherdspurse
Capsella bursa-pastoris
 Sowthistle, annual
Sonchus oleraceus

BEST AVAILABLE COPY

*Use a minimum of 2.25 pints of this product in these mixtures.

NOTE: This recommendation does not preclude the use of Goal in these mixtures at higher, labeled rates for preemergence weed control.

■ **PERENNIAL GRASS SUPPRESSION**
ORCHARD FLOORS ■

When applied as directed, this product will suppress vegetative growth as indicated below.

Bahiagrass

This product will provide significant inhibition of seedhead emergence and will suppress vegetative growth for a period of approximately 45 days with a single application and approximately 120 days with sequential applications. Apply this product 1 to 2 weeks after full green-up or after mowing to a uniform height of 3 to 4 inches. Applications must be made prior to seedhead emergence. Apply 4.5 fluid ounces of this product in 10 to 25 gallons of water per acre.

Sequential applications of this product plus nonionic surfactant may be made at approximately 45-day intervals to extend the period of seedhead and vegetative growth suppression. For continued seedhead suppression, sequential applications must be made prior to seedhead emergence. Apply no more than 2 sequential applications per year. As a first sequential application, apply 3 fluid ounces of this product. A second sequential application of 1.5 to 3 fluid ounces may be made approximately 45 days after the last application.

Bermudagrass

For burndown, apply 1.5 to 3 pints of this product in 3 to 20 gallons of water per acre. Use 1.5 pints of this product in 3 to 20 gallons of water per acre east of the Rocky Mountains. Use 1.5 to 3 pints of this product in 3 to 10 gallons of water per acre west of the Rocky Mountains. Use this treatment only if reduction of the bermudagrass stand can be tolerated. When burndown is required prior to harvest, allow at least 21 days to ensure sufficient time for burndown to occur.

Suppression only (east of the Rocky Mountains)—Apply 4.5 to 12 fluid ounces of this product in 3 to 20 gallons of water per acre no sooner than 1 to 2 weeks after full green-up. Mowing prior to application may occur provided a minimum height of 3 inches is maintained. Rates of 4.5 to 7.5 fluid ounces of this product should be used in shaded conditions or where a lesser degree of suppression is desired. Sequential applications may be made when regrowth occurs and bermudagrass injury and stand reduction can be tolerated.

Suppression only (west of the Rocky Mountains)—Apply 12 fluid ounces of this product in 3 to 10 gallons of water per acre up to 6 inches in height and no sooner than 1 to 2 weeks after full green-up. Mowing prior to application may occur provided a minimum height of 3 inches is maintained. Sequential applications may be made when regrowth occurs and bermudagrass injury and stand reduction can be tolerated.

Cool Season Grass Covers

BEST AVAILABLE COPY

For suppression of tall fescue, fine fescue, orchardgrass and quackgrass, apply 6 fluid ounces of this product in 10 to 20 gallons of water per acre. For best suppression, add ammonium sulfate to the spray solution at a rate of 2 percent by weight or 17 pounds per 100 gallons of spray solution.

For suppression of Kentucky bluegrass covers, apply 4.5 fluid ounces of this product plus nonionic surfactant. Do not add ammonium sulfate.

For best results, mow cool-season grass covers in the spring to even their height and apply the recommended rate of this product 3 to 4 days after mowing. Avoid treating cool season grass covers under poor growing conditions, such as drought stress (drip irrigation), disease or insect damage.

**LOW VOLUME APPLICATION
(FLORIDA AND TEXAS)**

For burndown or control of ~~listed perennial~~ ~~the weeds listed~~, apply the recommended rates of this product in 3 to 20 ~~30~~ gallons of water per acre. Where weed foliage is dense, use 10 to 20 ~~30~~ gallons of water per acre.

ANNUAL WEEDS

Goatweed--Apply 3 to 4.5 pints per acre of the product plus 17 pounds of ammonium sulfate per 100 gallons of water. Apply in 20 to 30 gallons of water per acre when plants are actively growing. Use 3 pints per acre when plants are less than 8 inches tall and 4.5 pints per acre when plants are greater than 8 inches. If goatweed is greater than 8 inches tall, the addition of Krovar[™] II or Karmex[™] may improve control. Use labeled rates for the residual products.


Read and carefully observe the label claims, cautionary statements, rates and all other information on the Krovar II and Karmex labels.

PERENNIAL WEEDS

Apply when weeds are actively growing and at the growth stages listed in the "Perennial Weeds Controlled" section of this label. If perennial weeds are mowed, allow weeds to regrow to the recommended stage of growth.

S = Suppression B = Burndown
PC = Partial control C = Control

WEED SPECIES	ROUNDUP XL RATE PER ACRE			
	1.5 pts	3 pts	4.5 pts	7.5 pts
Bermudagrass	B	•	PC	C
Guineagrass				



Texas and Florida Ridge	B	C	C	C
Florida Flatwoods	•	B	C	C
Paragrass	B	C	C	C
Torpedograss	S	•	PC	C

TREE CROPS

Citrus*: citron, grapefruit, kumquat, lemon, lime, orange, pummelo, tangelo, tangerine, tangora.

Nuts:** almond, chestnuts, filbert, macadamia, pecan, pistachio, walnut.

Pome Fruit*: apple, pear.

Stone Fruit*:** apricots, cherries, nectarines, olives, peaches, plums/prunes.

For cherries, any application equipment listed in this section may be used in all states.

For citron and olives, apply as a directed spray only.

Any application equipment listed in this section may be used in apricots, nectarines, peaches, and plums/prunes growing in Arizona, California, Colorado, Idaho, Kansas, Kentucky, New Jersey, North Dakota, Oklahoma, Oregon, Texas, Utah, and Washington, except for peaches grown in the states specified in the following paragraph. In all other states use wiper equipment only.

For PEACHES grown in Alabama, Arkansas, Florida, Georgia, Louisiana, Mississippi, North Carolina, South Carolina, and Tennessee only, apply with a shielded boom sprayer or shielded wiper applicator which prevents any contact of this product with the foliage or bark of trees. Apply no later than 90 days after first bloom. Applications made after this time may result in severe damage. Remove suckers and low hanging limbs at least 10 days prior to application. Avoid applications near trees with recent pruning wounds or other mechanical injury. Apply only near trees which have been planted in the orchard for 2 or more years. EXTREME CARE MUST BE TAKEN TO ENSURE NO PART OF THE PEACH TREE IS CONTACTED.

Tropical Fruit: acerola, atemoya*, avocado*, banana (plantains), breadfruit*, canistel*, carambola*, coffee****, dates*, figs*, guava, jaboticaba*, jackfruit*, longan*, lychee*, mango*, papaya, passion fruit*, persimmons*, sapodilla*, sapote*, soursop*, sugar apple*, tamarind*, tea. Allow a minimum of 1 day between last application and harvest of guava and papaya. In coffee and banana, delay applications 3



months after transplanting to allow the new coffee or banana plant to become established.

NOTE:

- * Allow a minimum of 14 days between last application and harvest.
- ** Allow a minimum of 21 days between last application and harvest of these crops.
- *** Allow a minimum of 17 days between last application and harvest.
- **** Allow a minimum of 28 days between last application and harvest.

VINE CROPS

Kiwi Fruit*

Grapes:* Any variety of table, wine, or raisin grape may be treated with any equipment listed in this section.

In the northeast and Great Lakes regions, applications must be made prior to the end of bloom stage of grapes to avoid injury.

- * Applications should not be made when green shoots, canes, or foliage are in the spray zone.
- * Allow a minimum of 14 days between last application and harvest.

CALIFORNIA

This product has been approved by the U.S. Environmental Protection Agency and by the state of California for the uses, crops and sites listed in this label. With the exception of these items, this booklet contains the material approved by California.

These use conditions, crops and sites may not be treated with this product in California until approval is received:

- Cool season truf growth regulation

Product protected by
 U.S. Pat. No 3,799,758,
 U.S. Pat. No. 4,405,531 and U.S. Pat. No. 4,840,653.
 Other patents pending.
 No license granted under any
 non-U.S. patent(s).

100 of 113

EPA Reg. No. 524-343

~~897-10-005-16/53~~
~~897-53-000-01/53~~

This product has been approved for use in California except as stated otherwise on page 122.

In case of an emergency involving this product,
Call Collect, day or night, (314) 694-4000.

©MONSANTO COMPANY ~~1990~~ 1991

MONSANTO COMPANY
AGRICULTURAL PRODUCTS
ST. LOUIS, MISSOURI, 63167 U.S.A.

SUPPLEMENTAL LABELING

READ THE ENTIRE LABEL BOOKLET FOR ROUNDUP® XL BEFORE PROCEEDING WITH THE USE DIRECTIONS CONTAINED IN THIS SUPPLEMENTAL LABELING.

"Label" as used in this supplemental labeling refers to the booklet for Roundup XL herbicide and this supplement.

**ROUNDUP® XL
Herbicide by Monsanto**

EPA Reg. No. 524-343

FOR DISTRIBUTION AND USE IN CALIFORNIA

**FOR POSTEMERGENCE WEED CONTROL PRIOR TO THE
EMERGENCE OF TOMATOES**

Keep out of reach of children.

CAUTION!

In case of an emergency involving this product, Call Collect, day or night, (314) 694-4000.

®Roundup is a registered trademark of Monsanto Company.

DIRECTIONS FOR USE

It is a violation of Federal law to use this product in any manner inconsistent with its labeling.


This label must be in the possession of the user at the time of herbicide application.

AVOID CONTACT WITH FOLIAGE, GREEN STEMS, OR FRUIT OF CROPS, DESIRABLE PLANTS AND TREES, SINCE SEVERE INJURY OR DESTRUCTION MAY RESULT.

When mixing this product, mix 2 or more quarts of a nonionic surfactant per 100 gallons of spray solution. Use a nonionic surfactant labeled for use with herbicides. The surfactant must contain 80 percent or more active ingredient.

When applied as directed under the conditions described in the label booklet for Roundup XL, the product controls annual and

BEST AVAILABLE COPY



perennial weeds listed on that label, prior to the emergence of tomatoes.

See the "GENERAL INFORMATION", "MIXING, ADDITIVES AND APPLICATION INSTRUCTIONS", APPLICATION EQUIPMENT AND TECHNIQUES" and "WEEDS CONTROLLED" sections of the label booklet for Roundup XL for essential product performance information.

This product may be applied by ground or aerial application equipment. FOR AERIAL APPLICATION IN CALIFORNIA, REFER TO THE FEDERAL SUPPLEMENTAL LABEL FOR AERIAL APPLICATIONS IN THAT STATE FOR SPECIFIC INSTRUCTIONS, RESTRICTIONS AND REQUIREMENTS, AND DO NOT EXCEED 1 QUART PER ACRE.

Applications made to light, sandy soils with low organic matter may result in injury to seedling tomatoes.

) Applications made at emergence will result in injury or death to emerged seedlings.

RECOMMENDATIONS

This product will control annual and perennial weeds listed in the label booklet for Roundup XL prior to the emergence of direct seeded tomatoes.

Annual Weed Control--Apply 6 to 36 fluid ounces of this product per acre plus 0.5 to 1 percent nonionic surfactant in 3 to 10 gallons of water per acre as directed in the "Low-Volume Broadcast Applications" section of the label booklet for Roundup XL.

) When using 10 to 40 gallons of water per acre, use 1.5 pints of this product if annual weeds are less than 6 inches tall. If weeds are greater than 6 inches tall, use 2.25 pints of this product per acre.

Perennial Weed Control--Apply 4.5 to 7.5 pints of this product per acre when weeds are actively growing and most have reached early head or early bud stage of growth. See the "Perennial Weeds" section of the label booklet for Roundup XL for perennial weeds controlled and for specific treatment recommendations.

BEST AVAILABLE COPY

Read the "LIMIT OF WARRANTY AND LIABILITY" in the label for Roundup XL before using this product. Those terms apply to this supplemental labeling and if those terms are not acceptable, return the product unopened at once.

©MONSANTO COMPANY 1991

MAP-3155

MONSANTO COMPANY
AGRICULTURAL PRODUCTS
ST. LOUIS, MISSOURI 63167

104 of 113

SUPPLEMENTAL LABELING

READ AND FOLLOW THE ENTIRE LABEL FOR ROUNDUP® XL HERBICIDE BEFORE PROCEEDING WITH THE USE DIRECTIONS CONTAINED IN THIS SUPPLEMENTAL LABELING.

"Label" as used in this supplemental labeling refers to the label booklet for Roundup herbicide and this supplement.

**ROUNDUP® XL
Herbicide by Monsanto**

EPA Reg. No. 524-343

**FOR NONSELECTIVE WEED CONTROL IN TREE
AND VINE CROPS**

Keep out of reach of children

CAUTION!

In case of emergency involving this product, Call Collect, day or night, (314) 694-4000.

®Roundup is a registered trademark of Monsanto Company.

DIRECTIONS FOR USE

It is a violation of Federal law to use this product in any manner inconsistent with its labeling.

AVOID CONTACT WITH FOLIAGE, GREEN STEMS, OR FRUIT OF CROPS, DESIRABLE PLANTS AND TREES, SINCE SEVERE INJURY OR DESTRUCTION MAY RESULT.

When mixing this product, mix 2 or more quarts of a nonionic surfactant per 100 gallons of spray solution. Use a nonionic surfactant labeled for use with herbicides. The surfactant must contain 80 percent or more active ingredient.

TREE AND VINE CROPS

This product is recommended for weed control in established groves, vineyards, or orchards, or for site preparation prior to

ACORN
27

BEST AVAILABLE COPY

transplanting crops listed in this section. Applications may be made with boom equipment, CDA, shielded sprayers, hand-held and high-volume wands, lances, or orchard guns, or with wiper applicator equipment, except as directed in this supplemental label. See the "Application Equipment and Techniques" section of the Roundup label booklet for specific information on use of equipment.

When applying this product, refer to the "Weeds Controlled" section of the Roundup label booklet and to specific recommendations in this supplemental label for rates to be used.

NOTE

Repeat treatments may be necessary to control weeds originating from underground parts of untreated weeds or from seeds. This product does not provide residual weed control. For subsequent weed control, use repeated applications of this product. Do not apply more than 7.5 quarts of this product per acre per year.

EXTREME CARE MUST BE EXERCISED TO AVOID CONTACT OF HERBICIDE SOLUTION, SPRAY, DRIFT, OR MIST WITH FOLIAGE OR GREEN BARK OF TRUNK, BRANCHES, SUCKERS, FRUIT, OR OTHER PARTS OF TREES OR VINES. CONTACT OF THIS PRODUCT WITH OTHER THA MATURED BROWN BARK CAN RESULT IN SERIOUS CROP DAMAGE.

AVOID PAINTING OUT STUMPS WITH THIS PRODUCT AS INJURY RESULTING FROM ROOT GRAFTING MAY OCCUR IN ADJACENT TREES.

Reduced control may result when applications are made to annual or perennial weeds that have been mowed, grazed or cut and have not been allowed to regrow to the recommended stage for treatment.

For specific rates of applications and instructions, see the "Weeds Controlled" section of the Roundup label booklet, and to specific recommendations which follow.

MIDDLES MANAGEMENT

FOR ANNUAL WEEDS IN MIDDLES BETWEEN ROWS OF TREE AND VINE CROPS

For citrus crops treat uniformly between trees.

- ROUNDUP® XL ■
- ROUNDUP XL plus GOAL™ ■

This product alone or in mixtures with Goal will control or suppress the annual weeds listed below.

Apply the recommended rates of this product, either alone or in mixtures with Goal in 3 to 10 gallons of water per acre. Apply when weeds are actively growing and less than 6 inches in height or diameter. If weeds are under drought stress, irrigate prior to application. Reduced control may occur if weeds have been mowed prior to application. Up to 36 fluid ounces per acre of this product may be used to control weeds which have been mowed, are stressed, or are growing in dense populations.

WEED SPECIES	MAXIMUM HEIGHT/DIAMETER (INCHES)	RATE PER ACRE	
		ROUNDUP XL (FLUID OUNCES)	GOAL (FLUID OUNCES)
Barley <i>Hordeum vulgare</i>	6	6	--
Bluegrass, annual <i>Poa annua</i>			
Barnyardgrass <i>Echinochloa crus-galli</i>	6	9	--
Chickweed, common <i>Stellaria media</i>			
Red Maids <i>Calandrinia ciliata</i>			
Crabgrass <i>Digitaria spp.</i>	6	12	--
Fleabane, flaxleaf <i>Conyza bonariensis</i>			OR
Groundsel, common <i>Senecio vulgaris</i>		12 to 24	+ 4 to 16**
Junglerice <i>Echinochloa colonum</i>			
Lambsquarters, common <i>Chenopodium album</i>			
Pigweed, redroot <i>Amaranthus retroflexus</i>			
Rocket, London <i>Sisymbrium irio</i>			
Ryegrass, common <i>Lolium multiflorum</i>			
Shepherdspurse <i>Capsella bursa-pastoris</i>			
Sowthistle, annual <i>Sonchus oleraceus</i>			

Cheeseweed, common <i>Malva spp.</i>	3	9 to 24	+	4 to 16
Cheeseweed, common <i>Malva spp.</i>	6	12 to 24	+	4 to 16
Filaree* <i>Erodium spp.</i>				
Horseweed/Marestail <i>Conyza canadensis</i>				
Nettle, stinging <i>Urtica dioica</i>				
Purselane, common* <i>Purtulaca oleracea</i>				

* Suppression only.

**The mixture of this product plus Goal is recommended when weeds are stressed or growing in dense populations.

STRIPS

FOR ANNUAL AND PERENNIAL WEEDS IN STRIPS OF TREE AND VINE CROPS

■ TANK MIXTURES WITH RESIDUAL HERBICIDES ■

When applied as a tank mixture, this product provides control of the emerged annual weeds and control or suppression of emerged perennial weeds listed in the Roundup XL label booklet. The following residual herbicides will provide preemergence control of those weeds listed in the individual product labels.

- ROUNDUP® XL plus GOAL™ 1.6E ■
- ROUNDUP XL plus KARMEX™ DF ■
- ROUNDUP XL plus KROVAR™ I ■
- ROUNDUP XL plus KROVAR™ II ■
- ROUNDUP XL plus SIMAZINE,
PRINCEP CALIBER™ 90 ■
- ROUNDUP XL plus SIMAZINE 4L ■
- ROUNDUP XL plus SIMAZINE 80W ■
- ROUNDUP XL plus SOLICAM™ 80DF ■
- ROUNDUP XL plus SURFLAN™ AS ■

- **ROUNDUP XL plus SURFLAN 75W** ■
- **ROUNDUP XL plus SIMAZINE
(80W, or 4L, or PRINCEP CALIBER 90)
plus SURFLAN (AS or 75W)** ■
- **ROUNDUP XL plus GOAL (1.6E)
plus SURFLAN (AS or 75W)** ■
- **ROUNDUP XL plus GOAL (1.6E)
plus SIMAZINE
(80W, or 4L, or PRINCEP CALIBER 90)** ■
- **ROUNDUP XL plus GOAL (1.6E)
plus SURFLAN (AS or 75W)
plus SIMAZINE (80W, 4L,
or PRINCEP CALIBER 90)** ■

Do not apply these tank mixtures in Puerto Rico.

Refer to the individual product labels for specific crops, rates, geographical restrictions and precautionary statements.

Read and carefully observe the label claims, cautionary statements, rates and all other information on the labels of all products.

RECOMMENDED RATES

Annual Weeds - Apply 1.5 to 7.5 pints per acre of this product in these tank mixtures. Use rates at the higher end of the recommended range when weeds are stressed, growing in dense populations or are greater than 12 inches tall.

Perennial Weeds - Apply 12 fluid ounces to 7.5 pints per acre of this product in these tank mixtures to control or suppress perennial weeds. Follow the recommendations in the "Weeds Controlled" section of the Roundup XL label booklet for stage of growth and application rates for specific perennial weeds.

- **ROUNDUP® XL plus GOAL plus SIMAZINE/SURFLAN** ■

This product plus low rates of Goal in three-way or four-way mixtures with simazine and/or Surflan will provide postemergence control of the weeds listed below.

Refer to the individual simazine and Surflan labels for preemergence rates, weeds controlled, precautionary statements and other important information.

Apply these tank mixtures in 3 to 40 gallons of water.



Apply 1.5 to 7.5 pints per acre of this product plus 4 to 48 ounces per acre of Goal plus labeled rates of simazine and/or Surflan to control the following weeds:

- Barley, wild**
Hordeum leporinum
- Bluegrass, annual**
Foa annua
- Cheeseweed, common**
Malva spp.
- Chickweed, common**
Stellaria media
- Filaree***
Erodium spp.
- Fleabane, flaxleaf**
Conyza bonariensis
- Groundsel, common**
Senecio vulgaris
- Horseweed/Marestail**
Conyza canadensis
- Nettle, stinging**
Urtica dioica
- Pineappleweed**
Matricaria matricariodes
- Rocket, London**
Sisymbrium irio
- Shepherdspurse**
Capsella bursa-pastoris
- Sowthistle, annual**
Sonchus oleraceus

*Use a minimum of 2.25 pints of this product in these mixtures.

NOTE: This recommendation does not preclude the use of Goal in these mixtures at higher, labeled rates for preemergence weed control.

"Goal is a trademark of Rohm and Haas Company.
 "Princep and "Caliber are trademarks of Ciba-Geigy Corporation.
 "Karmex and "Krovar are trademarks of E.I. duPont de Nemours and Company.
 "Solicam is a trademark of Sandoz, Inc.
 "Surflan is a trademark of Elanco Products Company.

Read the "Limit of Warranty and Liability" in the label booklet for Roundup XL before using. Those terms apply to this supplemental labeling and if those terms are not acceptable, return the product unopened at once.

©MONSANTO COMPANY 1991

MAP-3161

MONSANTO COMPANY
AGRICULTURAL PRODUCTS
ST. LOUIS, MISSOURI 63167

111 7 113

SUPPLEMENTAL LABELING

READ THE ENTIRE LABEL BOOKLET FOR ROUNDUP® XL BEFORE PROCEEDING WITH THE USE DIRECTIONS CONTAINED IN THIS SUPPLEMENTAL LABELING.

"Label" as used in this supplemental labeling refers to the booklet for Roundup herbicide and this supplement.

ROUNDUP® XL Herbicide by Monsanto

EPA Reg. No. 524-343

FOR AERIAL APPLICATION IN CALIFORNIA ONLY

Keep out of reach of children.

CAUTION!

In case of an emergency involving this product, Call Collect, day or night, (314) 694-4000.

®Roundup is a registered trademark of Monsanto Company.

DIRECTIONS FOR USE

It is a violation of Federal law to use this product in any manner inconsistent with its labeling.


This label must be in the possession of the user at the time of herbicide application.

See "GENERAL INFORMATION" and "MIXING, ADDITIVES AND APPLICATION INSTRUCTIONS" sections of the label booklet for essential product performance information.

See the "CROPPING SYSTEMS" section of the label booklet for specific recommendations on the use of this product.

EXTREME CARE MUST BE EXERCISED TO AVOID CONTACT OF THE SPRAY WITH FOLIAGE, GREEN STEMS, OR FRUIT OF DESIRABLE CROPS, PLANTS, TREES OR OTHER DESIRABLE VEGETATION, SINCE SEVERE DAMAGE OR DESTRUCTION MAY RESULT.

When mixing this product, mix 2 or more quarts of a nonionic surfactant per 100 gallons of spray solution. Use a nonionic surfactant labeled for use with herbicides. The surfactant must contain 80 percent or more active ingredient.



Aerial applications of this product are allowed in the following situations:

1. In fallow and reduced tillage systems prior to the emergence or transplanting of labeled crops.
2. In cotton, prior to harvest. Refer to the Roundup booklet for specific preharvest application instructions.

Do not plant subsequent crops other than those listed in the label booklet for this product for 30 days following application.

When applied as recommended, under the conditions described, this product controls annual and perennial weeds listed in the label booklet.

DO NOT EXCEED A MAXIMUM RATE OF 1.5 PINTS PER ACRE OF THIS PRODUCT WHEN MAKING APPLICATIONS BY AIR.

AERIAL EQUIPMENT

Use the recommended rates of this product in 3 to 15 gallons of water per acre.

Do not apply directly to water or wetland (swamps, bogs, marshes or potholes). Do not contaminate water when disposing of equipment washwaters.

AVOID DRIFT - DO NOT APPLY WHEN WINDS ARE GUSTY OR UNDER ANY OTHER CONDITION WHICH WILL ALLOW DRIFT. DRIFT MAY CAUSE DAMAGE TO ANY VEGETATION CONTACTED TO WHICH TREATMENT IS NOT INTENDED. TO PREVENT INJURY TO ADJACENT DESIRABLE VEGETATION, APPROPRIATE BUFFER ZONES MUST BE MAINTAINED.

Use the following guidelines when aerial applications are made near crops or desirable perennial vegetation after bud break and before total leaf drop, and/or near other desirable vegetation or annual crops.

1. Do not apply within 100 feet of all desirable vegetation or crop(s).
2. If wind up to 5 miles per hour is blowing toward desirable vegetation or crop(s), do not apply within 500 feet of the desirable vegetation or crop(s).
3. Winds blowing from 5 to 10 miles per hour toward desirable vegetation or crop(s) may require buffer zones in excess of 500 feet minimum.

BEST AVAILABLE COPY

- 4. Do not apply when winds are in excess of 10 miles per hour or when inversion conditions exist.

Coarse sprays are less likely to drift; therefore, do not use nozzles or nozzle configurations which dispense spray as fine spray droplets. Do not angle nozzles forward into the airstream and do not increase spray volume by increasing nozzle pressure. Drift control additives may be used. When a drift control additive is used, read and carefully observe the cautionary statements and all other information appearing on the additive level.

Ensure uniform application - To avoid streaked, uneven or overlapped application, use appropriate marking devices.

Thoroughly wash aircraft, especially landing gear, after each day of spraying to remove residues of this product accumulated during spraying or from spills. PROLONGED EXPOSURE OF THIS PRODUCT TO UNCOATED STEEL SURFACES MAY RESULT IN CORROSION AND POSSIBLE FAILURE OF THE PART. LANDING GEAR IS MOST SUSCEPTIBLE. The maintenance of an organic coating (paint) which meets aerospace specification MIL-C-38413 may prevent corrosion.

Read the "LIMIT OF WARRANTY AND LIABILITY" in the label for Roundup XL before using this product. Those terms apply to this supplemental labeling and if those terms are not acceptable, return the product unopened at once.

©MONSANTO COMPANY 1991

MAP-3159

MONSANTO COMPANY
 AGRICULTURAL PRODUCTS
 ST. LOUIS, MISSOURI 63167