

REDUCED TO SKIN AND BONES:

**AN ANALYSIS OF TIGER SEIZURES
FROM 11 TIGER RANGE COUNTRIES
(2000–2010)**

**PAULINE VERHEIJ, KAITLYN-ELIZABETH FOLEY
AND KATALINA ENGEL**

A TRAFFIC REPORT



TRAFFIC
the wildlife trade monitoring network

This report was published
with the kind support of



Published by TRAFFIC International,
Cambridge, UK.

© 2010 TRAFFIC International.
All rights reserved.

All material appearing in this publication is copyrighted and may be reproduced with permission. Any reproduction in full or in part of this publication must credit TRAFFIC International as the copyright owner.

The views of the authors expressed in this publication do not necessarily reflect those of the TRAFFIC network, WWF or IUCN.

The designations of geographical entities in this publication, and the presentation of the material, do not imply the expression of any opinion whatsoever on the part of TRAFFIC or its supporting organizations concerning the legal status of any country, territory, or area, or of its authorities, or concerning the delimitation of its frontiers or boundaries.

The TRAFFIC symbol copyright and Registered Trademark ownership is held by WWF. TRAFFIC is a joint programme of WWF and IUCN.

Suggested citation: Verheij, P.M., Foley, K.E. and Engel, K. (2010). *Reduced to Skin and Bones. An Analysis of Tiger Seizures from 11 Tiger Range Countries (2000–2010)*. TRAFFIC International, Cambridge, UK.

ISBN 978-1-85850-244-1

Front cover photograph: Male Bengal Tiger, Bandhavgarh National Park, Madhya Pradesh, India.

Photograph credit: Andy Rouse/WWF.

Printed on recycled paper.

REDUCED TO SKIN AND BONES:

AN ANALYSIS OF TIGER SEIZURES FROM 11 TIGER RANGE COUNTRIES (2000–2010)

Pauline Verheij, Kaitlyn-Elizabeth Foley
and Katalina Engel



Credit: David Lawson/WWF UK

Young Siberian Tiger

CONTENTS

Acknowledgements	iv
Executive summary	v
Introduction	1
Methods	3
Data acquisition	3
Analysis	4
Additional desk research	6
Results	6
Data quality	6
Illegal trade and seizures	6
Seizure sites mapped out	11
The origin of Tiger parts observed in trade	13
Enforcement effort	13
Additional seizure data from 1 May to 4 September 2010	15
Discussion	15
Caveats and exclusions	15
Captive-bred or wild-caught?	16
Increase in seizures	16
Trade hubs and routes	17
From Landscape to market	18
Law enforcement	19
Corruption	21
The importance of data	21
Conclusion	22
Recommendations	23
Improve understanding of Tiger trade dynamics	23
Improve law enforcement	24
References	26
Appendix 1. Seizure data for 11 Tiger range countries, 2000–April 2010	29
Appendix 2. Seizure data for eight Tiger range countries, 1 May 2010–4 September 2010	44

ABBREVIATIONS AND ACRONYMS

ASEAN-WEN	Association of Southeast Asian Nations Wildlife Enforcement Network
BD	Bangladesh
BT	Bhutan
CoP	Conference of the Parties
CITES	Convention on International Trade in Endangered Species of Wild Fauna and Flora
CN	China
EIA	Environmental Investigation Agency
ENV	Education for Nature Vietnam
ICPO-INTERPOL	International Criminal Police Organization
ID	Indonesia
IN	India
IUCN	International Union for Conservation of Nature
KH	Cambodia
LA	Lao PDR
MM	Myanmar
MY	Malaysia
MYCAT	Malaysian Conservation Alliance for Tiger
NGO	Non-governmental Organization
NP	Nepal
NTCA	National Tiger Conservation Authority
RU	Russia
SAWEN	South Asia Wildlife Enforcement Network
TH	Thailand
TR	Tiger Reserve
UNODC	United Nations Office on Drugs and Crime
USD	US dollar
VN	Viet Nam
WCCB	Wildlife Crime Control Bureau
WCO	World Customs Organization
WCS	Wildlife Conservation Society
WPSI	Wildlife Protection Society of India

ACKNOWLEDGEMENTS

The authors would like to thank the Governments of India, Thailand, Bangladesh and Myanmar; TRAFFIC's programmes in India, China, the Russian Far East and South-east Asia; WWF's National Offices in Nepal and the USA; and the Wildlife Conservation Society (WCS) Indonesia for helping to compile the seizure data for this report.

Thanks go to Jochen Stierberger for creating and Carrie Stengel for editing the GIS maps of Tiger seizures included in this report.

Chris R. Shepherd, William Schaedla, James Compton, John Sellar, Kristin Nowell, Tom Milliken, Sabri Zain, Samir Sinha, Volker Homes and Claire Beastall are thanked for their useful comments on drafts of this report.

WWF Germany is gratefully thanked for financial support of this study and the Rufford Foundation is gratefully acknowledged for its contribution towards the final stages of production of this report.

EXECUTIVE SUMMARY

Introduction

Once abundant in the whole of Asia, wild Tiger *Panthera tigris* populations have dramatically declined during the last hundred years, from around 100 000 individuals to a current estimated population of 3200. The global population of Tigers is distributed in small, fragmented and often isolated landscapes in 13 range countries. In addition to habitat loss and degradation, human encroachment and excessive poaching of key prey species, the illegal trade in Tiger parts is greatly contributing to the rapid decline of Tigers in the wild.

As with most illicit activities, the international dynamics of Tiger trade are poorly understood. To aid in addressing this lack of knowledge, this report presents a compilation and analysis of available data on Tiger seizures from 11 of the 13 Tiger range countries over the past 10 years. It is hoped that this will inform debate on interventions to control the trade in Tiger parts and derivatives.

In order to understand the relationship between the number of seizures and the levels of trade or enforcement efforts, this report recognizes that it is necessary to measure the efficiency of wildlife law enforcement in those Tiger range countries whose seizure data have been analysed.

Methods

Information for this analysis was gathered from various sources, including: the Governments of India, Thailand, Bangladesh and Myanmar; WWF Nepal and WWF-US; TRAFFIC offices in India, China, the Russian Far East and South-east Asia; MYCAT Malaysia; WCS Indonesia Programme and open sources such as the Internet and other media. It included all seizure information available over the 10-year period January 2000–30 April 2010 from 11 of the 13 Tiger range countries: no data were recorded from Cambodia and Bhutan and these countries were therefore omitted from the analysis.

Results and discussion

A total of 481 seizures was analysed, suggesting a minimum of 1069 (annual average 104.2) and maximum of 1220 (annual average 118.9) Tigers killed for their parts and derivatives from January 2000 to April 2010. The vast majority of these seizures took place in India (276 seizures), followed by China (40 seizures), Nepal (39 seizures), Indonesia (36 seizures) and Viet Nam (28 seizures). Owing to the illicit nature of the trade, it must be assumed that the 1069–1220 Tigers implicated in this analysis are fewer than the actual number of Tigers and Tiger parts and derivatives being trafficked around the world.

Parts seized in range countries were most commonly in the form of skins (480), bones and skeletons (1253.53 kg), dead individuals (197) and claws (1313). Seizures of skins dominate in India and Nepal and are relatively frequent in China, Russia and Indonesia. Bones and skeletons are relatively often seen in seizures in China, Indonesia, India, Malaysia, Russia and Nepal. Claws are most often found

in India and Malaysia. Seizures in Viet Nam and Thailand consist for a large part of whole dead Tigers, although China, Russia, Malaysia and Indonesia also show a relatively high amount of dead Tigers in trade.

It is crucial to note several caveats with respect to the results, above all that they represent a fraction of actual trade and cannot be interpreted independently of enforcement contexts. That said, they inform discussion of key aspects of the trade in Tiger products, including the question of the origins of Tigers in trade, and reasons behind an apparent recent increase in seizures and the spatial distribution of seizures, as well as weaknesses in current law enforcement activities and the value of good data on the trade.

Conclusion

This study set out to compile and analyse data on Tiger seizures, 2000–2010, from 11 of the 13 Tiger range countries, to support conservation efforts to address the trade in Tiger parts and derivatives. It has succeeded in providing an unprecedented range of data on the trade in a single output, an important baseline to inform the understanding of this persistent yet illegal trade. While the caveats already noted must continually be borne in mind, conclusions and pointers emerge from the data set generated by this study.

First, and most obviously, the data show that illegal Tiger trade continues unabated despite considerable and repeated efforts to curtail it on the part of Tiger range and consumer countries, inter-governmental organizations and NGOs. Less concretely, but notably, the data point to other findings, namely the quantities of Tigers implicated by trade in the 11 Tiger range countries during this period; an apparent increase in seizures in recent years, with a greater part now being played by Indonesia, Nepal, Thailand and Viet Nam and continuation of India's position as supplier of the largest quantities of Tiger products; steady demand for a variety of Tiger products; significant trade hubs and routes; the likelihood that the wild Tiger population may not be able to satisfy existing demand and that parts and derivatives from captive-bred Tigers entering illegal trade in response may well increase significantly; and the inadequacy of current law enforcement activities against illegal killing of and trade in Tigers, including the inability of penalties alone to deter would-be offenders, highlighting the importance of increasing the probability of detection, arrest, prosecution and conviction as a deterrent.

In sum, these conclusions point to a lack of political will among those responsible at national and international levels for protecting Tigers from illegal killing and trade. A paradigm shift in terms of commitment is needed and all stakeholders will have to join forces to create an intelligence-driven, well-co-ordinated, trans-boundary and sustained push against forces driving one of the most legendary species on Earth to extinction.

The following recommendations for fighting Tiger trade more effectively spring from the conclusions above and are centred around improving the understanding of the dynamics of Tiger trade and correspondingly enhanced enforcement. The recommendations do not include suggestions for reducing demand for Tiger products, as this was not researched as part of this study, though would obviously be part of any serious integrated conservation response to business as usual in the Tiger trade.

Recommendations

Improve understanding of Tiger trade dynamics

Effective enforcement starts with a good understanding of crime patterns. In the case of Tiger trade, this means that source and consumer countries should compile data on Tiger poaching, trafficking and consumption systematically and analyse these, in order to understand the entire trade chain and determine trends in illegal killing and trade. This should encompass comprehensive mapping of where the poaching hotspots are, information on routes by which Tigers are smuggled, the location of end destinations, peak times for poaching and trade, actors involved, and on which groups are consuming the different types of Tiger parts and derivatives. TRAFFIC recommends that the governments of Tiger range countries establish systems at national and transnational level to compile these data. It is hoped that the compilation and analysis by CITES and INTERPOL of information relating to incidents of poaching and of illegal trade in Tigers from 2007 to 2010 will form an incentive for the Tiger range countries to do so.

Data on poaching and illegal trade should be exchanged with other Tiger range and consumer countries, as well as inter-governmental (enforcement) organizations such as INTERPOL, UNODC, WCO and CITES, through the available mechanisms such as Ecomessage (the INTERPOL form for reporting wildlife crime incidents) and WCO's Customs Enforcement Network. To date, Tiger range countries have not made full and effective use of these mechanisms. Multilateral wildlife enforcement networks such as ASEAN-WEN and SAWEN should play an essential role in promoting the use of these mechanisms.

Tiger range countries should improve their understanding of the sources of Tigers found in trade. It is recommended that seized Tiger parts and derivatives be analysed for DNA and other forensic evidence in order to establish the origin of the specimens and whether or not any have been captive-bred or "farmed". A database should be established, for example by an organization such as ASEAN-WEN, SAWEN or CITES, for compiling the results of these analyses. Ideally this database should communicate with the database(s) for data on poaching and illegal trade recommended above and be managed at the level of afore-mentioned multilateral enforcement networks.

Improve law enforcement

In order to improve deterrents, Tiger range countries should increase the probability of detection, arrest, prosecution, conviction and the level of the penalties and enforcement efforts must become smarter and more focused. Enforcement agencies should conduct intelligence-led, multi-disciplinary criminal investigations. Systematic interrogation of suspects to extract all relevant intelligence should be pursued, and seizure not just of the illegal shipments, but of all possible vehicles for evidence trails, such as mobile phones and computers. Communications via the Internet should be investigated, financial research conducted to look for evidence of money-laundering, and full use should be made of forensic techniques such as DNA analysis and fingerprinting. Agencies should also make use of the

manuals on Controlled Delivery, Wildlife Smuggling Identification, and Wildlife Smuggling Interview Questioning that CITES, INTERPOL and the WCO have jointly prepared (see <http://www.interpol.int/Public/EnvironmentalCrime/Wildlife>). Lastly, law enforcement can only become optimized if accurate intelligence is exchanged in real time between agencies from the countries of origin, transit and/or destination authorized to act upon it.

Law enforcement should focus on all parts of the trade chain, starting with poachers, processors, middlemen and traders. Enforcement efforts must be targeted at the Tiger Conservation Landscapes especially (the need for which is clearly illustrated by the large amount of seizures taking place in the Indian landscapes), key trafficking nodes, i.e. cities and border crossings (also illustrated in India), and the consumer markets in East and South-east Asia. Covert monitoring and infiltration of consumer markets is an important way to gather evidence of people and/or organizations involved in processing dead Tigers into meat, bones, skins and other parts, the illegal production of medicines, wine and tonics containing Tiger and the sale thereof.

Tiger range (and consumer) countries should fully implement the provisions of CITES *Resolution Conf. 12.5 (Rev. CoP15)*, as this would mean great progress to combat illicit activity could be made. This Resolution sets a minimum standard for effective wildlife law enforcement pertaining to the trade in Asian big cats. It calls for the establishment and effective resourcing of anti-poaching teams and enforcement units and the exchange of intelligence between relevant enforcement agencies. It recommends strengthened enforcement efforts in key border regions, the introduction of innovative enforcement methods and the development/improvement of regional enforcement networks. The Resolution also recommends Parties increase awareness of “wildlife crime and illicit wildlife trade” among enforcement, prosecution and judicial authorities.

An international effort involving Tiger range countries and inter-governmental enforcement agencies such as INTERPOL, UNODC and WCO is needed to tackle the organized crime networks involved in Tiger trade. As such, an international Tiger trade taskforce should be established, consisting of a multi-disciplinary team of criminal investigation experts, to be based in one of the Tiger range countries, tasked with co-ordinating intelligence exchange, analysing data and supporting enforcement authorities in criminal investigations. NGOs and other parts of civil society should also be engaged, as they can provide valuable expertise and experience. A possible option would be the revitalization of the CITES Tiger Enforcement Task Force established in 2001. As the criminal networks involved in Tiger trade are also involved in other types of wildlife crime, such a taskforce would greatly contribute to combating wildlife crime.

The huge investment necessary to accomplish all this cannot be borne by Tiger range countries alone. Financial and technical support should be provided by consumer countries, interested donor countries and donor organizations.

It must be stressed that these recommendations for tackling Tiger trade are not all Tiger-specific, and could benefit other wildlife species that are in danger of extinction as a result of poaching and illegal wildlife trade in Asia.

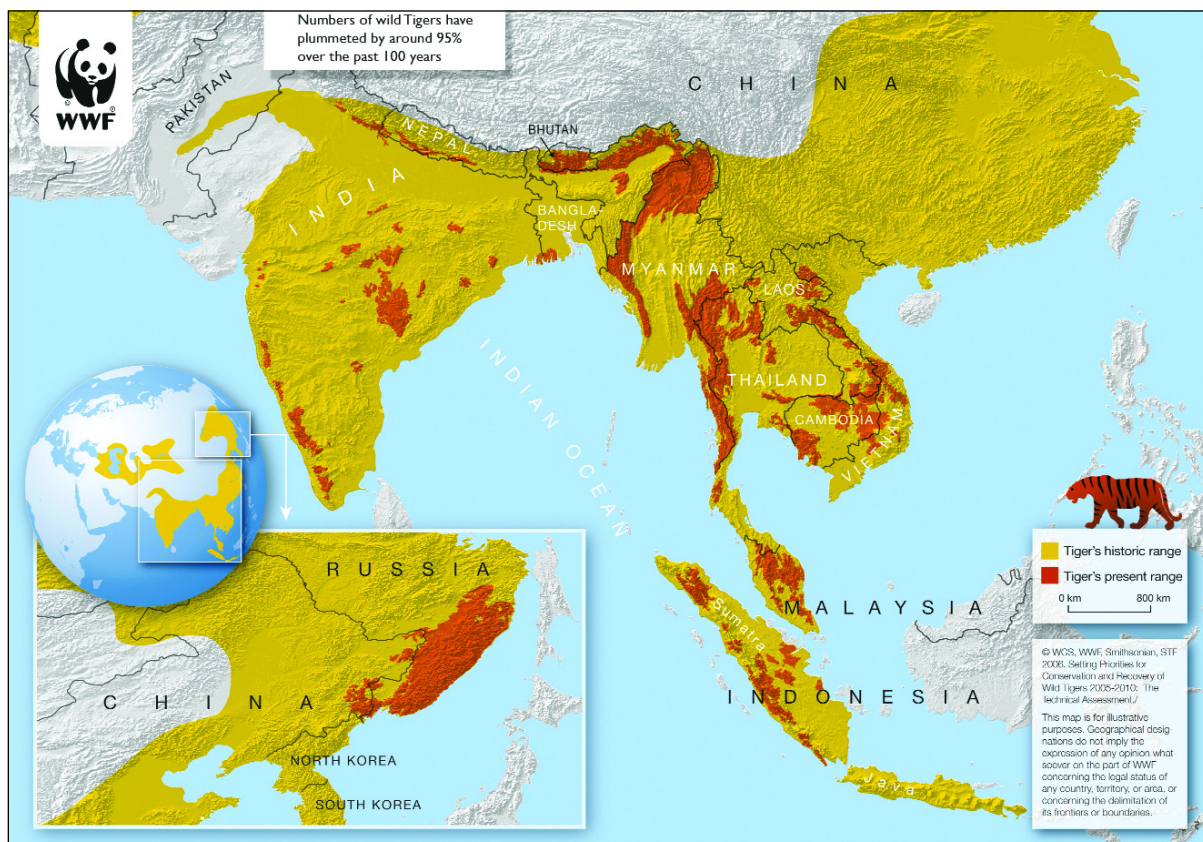
INTRODUCTION

Once abundant in the whole of Asia, wild Tiger *Panthera tigris* populations have dramatically declined during the last century, from around 100 000 individuals to a current estimated population of 3200 (Walston *et al.*, 2010). Seventy per cent of the global population of Tigers is distributed in 42 small, fragmented and often isolated landscapes in 13 range countries: Bangladesh, Bhutan, Cambodia, China, India, Indonesia, Lao PDR, Malaysia, Myanmar, Nepal, Russia, Thailand, Viet Nam (Walston *et al.*, 2010). In addition to habitat loss and degradation, human encroachment and excessive poaching of key prey species, the illegal trade in Tiger parts is greatly contributing to the rapid decline of Tigers in the wild (Rao *et al.*, 2005; Ng and Nemora, 2007; Dinerstein *et al.*, 2007; Cameron *et al.*, 2009; Clements *et al.*, 2009; EIA, 2009; Sapa, 2010).

Today, only six out of nine sub-species remain: Bengal Tiger *Panthera tigris tigris*, Indochinese Tiger *P. t. corbetti*, Malayan Tiger *P. t. jacksoni*, Sumatran Tiger *P. t. sumatrae*, Siberian Tiger *P. t. altaica* and South China Tiger *P. t. amoyensis*. The three sub-species now extinct are: the Balinese Tiger *P. t. balica*, extinct in 1937, the Caspian Tiger *P. t. virgata*, extinct in the 1950s, and the Javan Tiger *P. t. sondaica*, extinct in 1979 (see **Figure 1**).

Figure 1

Map depicting the historic and present range of Tigers in Asia



Source: WCS, WWF, Smithsonian, STF (2006)—see full reference inset in map.

All extant Tiger sub-species have been listed in Appendix I of the Convention on International Trade in Endangered Species of Wild Fauna and Flora (CITES) since 1975 (except for *Panthera t. altaica*, which was added to Appendix I in 1987), which means all international trade in Tigers, including their parts and derivatives, for commercial purposes is prohibited. Moreover, all Tiger sub-species are listed in the IUCN Red List of Threatened Species (IUCN, 2010) as “Endangered”, with the exception of the Sumatran and South China sub-species, both of which are listed as “Critically Endangered”. The South China Tiger is now possibly extinct in the wild (Tilson *et al.*, 2004; IUCN, 2010).

The illegal trade contributing to the decline of Tiger populations in Asia is lucrative and global in nature, but strongly centred in Asia (UNODC, 2010; CITES CoP15 Doc 43.1). Research shows that Tiger poaching is often done by professionals, and that demand is driven by middle-class and wealthy consumers (TRAFFIC, 2008).

Credit: Soh Koon Chng / WWF-Canon



Credit: Vivek R. Sinha/WWF-Canon



Tiger parts (above), and close-up of a Bengal Tiger (below).

Uses of Tiger parts and derivatives are varied and include use as trophies and garments (for skins); formalized medicinal use of bones (traditional Asian medicine); use as tonics and folk remedies; use for wild meat; and use as curios (Nowell, 2000; Broad and Damania, 2009). Tigers are symbolic of progress, strength, courage and luck with their parts believed by many to have powerful medicinal properties. Tiger parts and derivatives have been used in traditional Asian medicine for over 1500 years to treat a wide variety of ailments including: rheumatism, leprosy, cataracts, toothache, various skin diseases, muscle aches and malaria (Mills and Jackson, 1994; Seidensticker *et al.*, 1999; Nowell, 2000; Shepherd and Magnus, 2004; Nowell and Xu, 2007; Wright, 2010). Despite a lack of scientific evidence confirming the medicinal value of Tiger parts, there remains a strong cultural confidence in their efficacy.

Markets for Tiger parts and derivatives are found throughout Tiger range countries in East and South-east Asia, in some cases openly, such as in Indonesia and Myanmar, as well as in consumer countries such as the Republic of Korea, Singapore and the USA.

As with most illicit activities, the international Tiger trade is poorly understood. To aid in addressing this lack of knowledge, TRAFFIC has compiled and analysed available data on Tiger seizures from 11 of the 13 Tiger range countries over the past 10 years. This report provides that analysis, aiming to inform the debate on interventions against the trade in Tiger parts and derivatives.

It is important to note, however, that the conclusions drawn here provide only indicative insights, as the available seizure data were not complete for all Tiger range countries. Moreover, seizures of illegal shipments of any commodity are generally considered to represent only a fraction of the actual extent of illegal trade and therefore Tiger numbers extrapolated from these seizure reports are likely to be lower than the actual number killed. Hence, this analysis should be seen as initial work, which can be augmented as more information becomes available.

An analysis of seizure data is not complete without an analysis of the contextual enforcement situation, as seizures of Tiger parts and derivatives are dependent on law enforcement efforts made. High levels of seizures can either be an indicator of high levels of illegal trade or be associated with more effective enforcement. In order to understand the relationship between numbers of seizures and levels of trade or enforcement efforts, this study attempted to determine the efficiency of wildlife law enforcement in Tiger range countries whose seizure data have been analysed.

METHODS

Seizure data acquisition

Only seizure data from Tiger range countries were analysed. Firstly, time constraints necessitated a focus on a specific group of countries rather than at global level. Secondly, it was decided to focus on the Tiger range countries as they are the sites of remaining Tiger populations and an analysis of seizures for these countries is most likely to encourage the actions required to curb illegal killing of Tigers and tackle illegal trade in these same countries and across the subsequent trade chains.

Information was gathered from various sources, including: the Governments of India, Thailand, Bangladesh and Myanmar; WWF Nepal and WWF-US; TRAFFIC offices in India, China, the Russian Far East and South-east Asia; MYCAT Malaysia; WCS Indonesia Programme and open sources such as the Internet and other media. It included all seizure information available over the 10-year period January 2000–30 April 2010 from 11 of the 13 Tiger range countries: no data were recorded from Cambodia and Bhutan and these countries were therefore omitted from the analysis. Once gathered, the data were compiled from February 2010 to April 2010.

Seizure details collected included information on: the date of seizure; the country where the seizure took place; the seized items; the location of the seizure; the known origin and destinations; the enforcement agency, and references. Information on prosecutions and sentences were also included where available. The seizure data are presented in **Appendix 1** of this report.

A record was kept of seizures reported by the media after the cut-off date for compilation of the seizure data, 30 April 2010. These additional seizure data (1 May–4 September) are not included in the analysis as they were not compiled in a systematic way. They are briefly mentioned in the **Results** section of this report, and included in **Appendix 2**.

Monetary values used in this report are reported in US dollars (USD), based on conversion rates sourced from Oanda Currency Converter (<http://www.oanda.com/currency/converter>) in April 2010.

Analysis

To render seizure data comparable, records of seized items were tallied as units that could be used to calculate the number of Tigers involved in each seizure. These units included:

- 1) **Quantities of body parts equivalent to one or more Tigers**—counted in seizure cases involving claws, canine teeth, heads, ribs, legs, penises, skulls and jaw bones. When seizure records were identified as involving “teeth”, these records were assumed to represent canine teeth, as these are the most common Tiger teeth observed in trade.
- 2) **Complete pieces that represented whole Tigers**—counted in seizure cases involving tanned skins, full skeletons, complete carcasses, taxidermy mounts and live animals.
- 3) **Quantities of Tiger derivatives**—counted in seizure cases of meat and bones.

According to the above three categories, estimates were made of the minimum and maximum number of Tigers represented by each seizure analysed, based on methods used by Nowell and Xu (2007) and Shepherd and Nijman (2008). Minimum and maximum calculation methodologies for the three types of category above were as described below—see 1), 2), 3) and Table 1.

Table 1

Examples of calculations of Tiger numbers based upon items seized

Seized Tiger part	No./weight representing one Tiger	Max. no. present in a single seizure in dataset
Skin pieces	any number	61
Parts	any quantity	23 kg
Bones	10 kg	
Bones	any number	175
Meat	any quantity	1.5 kg
Canines	4	
Claws	18	

1) Minimum and maximum calculation methodologies for quantities of body parts equivalent to one or more Tigers

- **Minimum Tiger counts:** For each seizure, the minimum number of whole Tigers that could yield the items present was calculated. Calculations were always to yield whole numbers of Tigers. For example, between one and 18 claws in a seizure were deemed to equate to a single Tiger because Tigers have 18 claws. Likewise, four claws, one head, and two ribs were also deemed to equate to a single Tiger because the parts involved amounted to no more than those present in

one animal (see **Table 2**). Eight canine teeth, however, were deemed to represent two Tigers because a Tiger has only four canine teeth. Instances where the parts in question were less than the total number of such parts in a single Tiger were still calculated to represent a single Tiger.

- *Maximum Tiger counts*: Each item category (e.g. bones, skins, claws) within a seizure was considered to originate from individual Tigers. In order to avoid exorbitant numbers for the maximum amount of Tigers, a conservative estimate was applied (see **Table 2**).

Table 2

Example of method used for calculating minimum and maximum Tigers per seizure

Seized parts	Min. no. of Tigers	Max. no. of Tigers
5 skins }		5
14 canines }		4
3 claws }		1
10 jaw bones }		10
Total	10 minimum based on the number of jaw bones	20 maximum based on sum of above

2) Minimum and maximum calculation methodologies for complete pieces that represented whole Tigers

- Such instances required no minimum or maximum as the pieces, for example a skull or a whole skin, could not have represented anything but a single Tiger.

3) Minimum and maximum calculation methodologies for quantities of Tiger derivatives

- *Minimum Tiger calculations*: For the purposes of analysis, 10 kg of bones were determined to be equivalent to one Tiger. This extrapolation is based on interviews with representatives of the Chinese medicine industry who noted that the annual removal of Tigers from the wild peaked in the 1960s at approximately 300 animals, yielding in the region of three metric tonnes of Tiger bone (Jenkins, 2006; Nowell and Xu, 2007). In many cases, the exact dimensions of “skin pieces” and “bone pieces” were not recorded. Hence, seizures containing a number of skin or bone pieces (with or without addition of other parts) were conservatively considered to represent one Tiger.
- *Maximum Tiger calculations*: In order to avoid disproportionate Tiger numbers, no maximum calculations were made for weight specifications or “pieces”. Theoretically, 33 skin pieces could originate from one Tiger (minimum) or from 33 (maximum), and a kilogramme of parts could be derived from one Tiger to an unknown number of Tigers. The same methodology as for minimum numbers was applied in the case of item amounts given in kilogrammes or as numbers of “pieces”. Hence in the case of 33 skin pieces both calculations would yield one Tiger.

It cannot be ruled out that some of the Tiger parts reported in the seizure data compiled for this report may have been fakes or from other Asian or African big cats such as Lion or Leopard. Equally, it is often not possible to differentiate between wild and captive-bred specimens. Fakes and substitutes are common in consumer markets (Nowell, 2010), but all specimens were assumed to be real Tiger parts in the absence of any official communication to the contrary.

In the case of data not being available by individual seizure case, each seizure record (even if reflecting seizures summarized over a period of time) was counted as one seizure.

For map creation, co-ordinates in decimal degrees were determined using the BingMaps extension for ArcGIS and the online search engine Geody.

Additional desk research

Additional desk research was conducted to access information on enforcement of wildlife laws, including CITES-implementing laws, in Tiger range countries, as well as further information on prosecutions and sentencing in cases involving Tiger poaching or illegal trade in Tiger parts and derivatives.

RESULTS

Data quality

Data coverage was exceptionally good for India and fairly good for all years for China, Nepal and Indonesia (see **Table 3**). For Russia, seizure data were available for all years except 2005, but only the volumes of seized items per year were available for most years, without specification of the number of seizures. Malaysian data also did not always specify individual seizure cases but frequently listed items from various seizures combined. For some countries, no data were obtainable for some years. Generally it can be said that data availability was low from 2000 to 2005 and increased each consecutive year. This is probably a function of the fact that more recent data are more readily available through open sources, especially media reports on the Internet.

Illegal trade and seizures

A total of 481 seizures was recorded from January 2000 to April 2010, suggesting a minimum of 1069 and maximum of 1220 individual Tigers killed for their parts and derivatives, with averages of minimum 104.2 and maximum 118.9 Tigers per year, excluding 2010. The vast majority of these seizures took place in India (276 seizures, representing 57.4% of all seizures), China (40 seizures, 8.3%), Nepal (39 seizures, 8.1%), Indonesia (36 seizures, 7.5%), and Viet Nam (28 seizures, 5.8%). On average, 46.6 seizures were made per year, but it should be noted that this average is based on recorded seizures per country ranging from one to 276 over the 10-year period (see **Table 3**). The total minimum and maximum numbers of Tigers seized per country were highly variable: minimums ranged

from one to 469 and maximums from one to 533 (**Table 4**). China, India and Nepal had the most seizures in this data set (**Table 4**), with the estimated numbers of Tigers seized in these three countries accounting for nearly 75% of the total estimated number of Tigers represented by the seizure data.

Table 3

Reported seizures per country, per year

Year	IN	CN	NP	ID	VN	TH	MY	RU	LA	BD	MM	KH ¹	BT ¹
2000	24	0	0	0	0	0	0	1	0	0	0	0	0
2001	42	4	1	0	0	0	3	1	0	0	0	0	0
2002	18	3	1	1	0	0	0	1	0	0	0	0	0
2003	19	4	0	2	0	0	2	1	0	0	0	0	0
2004	12	2	5	3	0	2	0	1	0	1	0	0	0
2005	21	2	4	4	2	2	3	0	2	0	0	0	0
2006	23	5	5	8	3	2	0	1	0	1	0	0	0
2007	30	9	2	0	3	0	2	3	2	0	0	0	0
2008	36	6	6	6	12	4	3	1	3	0	0	0	0
2009	48	4	11	9	7	10	4	1	1	0	1	0	0
2010 (Jan–April)	3	1	4	3	1	1	1	1	0	0	0	0	0
Total	276	40	39	36	28	21	18	12	8	2	1	0	0

Notes: Data for Russia were only available as total seized items per year (except for 2007). Zeros may indicate either no data available, or no seizures. ¹ No data were recorded from Cambodia and Bhutan

Table 4

Total estimated minimum and maximum number of Tigers seized, and percentage of total Tigers seized by each country, January 2000–April 2010

Country	Seizures	% of seizures	Min. # Tigers	Max. #Tigers
India	276	57.4	469	533
China	40	8.3	116	124
Nepal	39	8.1	113	130
Indonesia	36	7.5	56	72
Viet Nam	28	5.8	95	100
Thailand	21	4.4	67	67
Malaysia	18	3.7	55	63
Russia	12	2.5	67	100
Lao PDR	8	1.7	28	28
Bangladesh	2	0.4	2	2
Myanmar	1	0.2	1	1
Bhutan	0	0.0	0	0
Cambodia	0	0.0	0	0
Total	481		1069	1220

It must be stressed that there are serious gaps in the seizure data as compiled for Myanmar, Bangladesh and Lao PDR (Tables 3 and 4). Data are also incomplete for almost all countries in the first years of the last decade.

Figure 2

Annual totals of seizures of Tiger reported for China, India, Nepal, Indonesia, Viet Nam and Thailand, 2001–2009

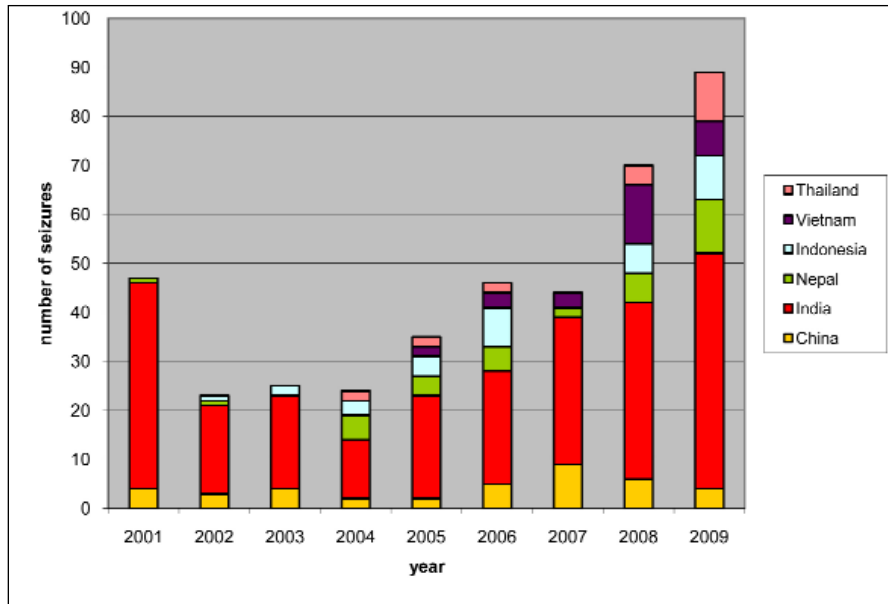


Figure 3

Total number of seizures of Tiger reported and minimum and maximum numbers of Tigers represented by these for all 11 reporting countries, 2000–2009

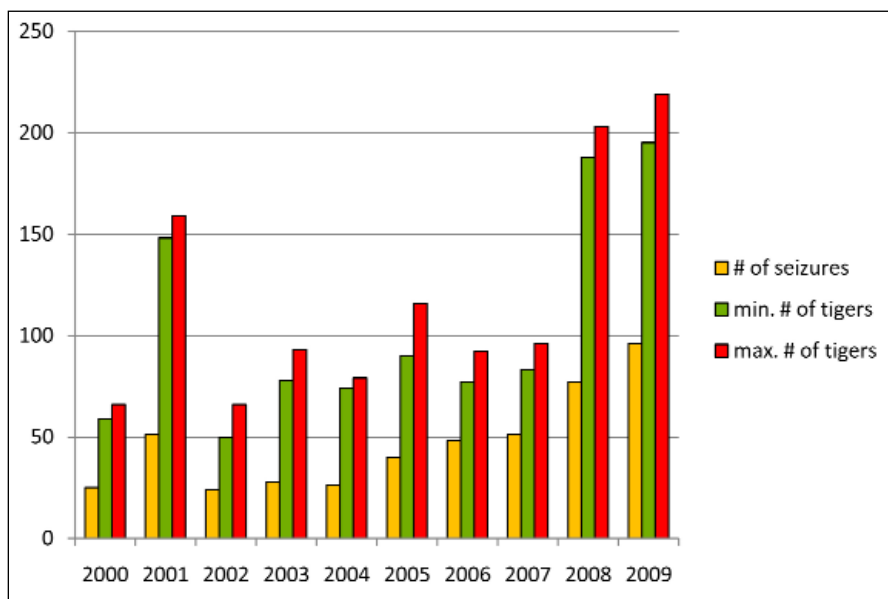


Figure 2 shows a notable increase in the reported seizures from Nepal, Viet Nam, Indonesia and Thailand since 2004 and a steady increase in reported seizures in India, leading to an overall increase in reported seizures (see **Figure 3**).

Items seized in range countries were most commonly in the form of skins (480), bones (1253.53 kg), dead individuals (197) and claws (1313) (**Table 5**). In the case of dead individuals it was not possible to determine whether they were whole or cut up (something which could indicate destination market: if whole, for example, the Tigers may be destined for the skin market). The quantity of seized items varied between individual seizures of a single canine tooth to 42 live Tigers.

Table 5

Totals of Tiger items reported seized by year (January 2000–April 2010)

Seizures of	2000	2001	2002	2003	2004	2005	2006	2007	2008	2009	2010	Total
Complete parts												
Skins	31	58	33	63	39	42	59	48	57	41	9	480
Skeletons	4	6	14	8	6	4	1	3	4	2		52
Dead		5	3		8	15	7	19	56	79	5	197
Live		3		1			2		47	3	10	66
Stuffed								1				1
Kilogrammes												
Bones	190.5	167.18	52	59.7		239.5	46.75	132.4	213.5	137.7	14.3	1253.53
Meat/parts		1.5						40		26		67.5
Quantities												
Claws	132	359	46	67	456	3	45		11	194		1313
Canines			12	14		33	4	1	13	39	2	118
Paws				4				10		2		16
Heads		1		1			1			1		4
Ribs										1		1
Legs										4		4
Tails										1		1
Penis		5										5
Skulls		32	1	1	1	2	5			4	3	49
Jaw bones						10						10
Skin pieces										126		126

Looking at seized items per country (**Figure 4**), skins dominate in seizures in India and Nepal and are relatively frequent in China, Russia and Indonesia. Bones and skeletons are relatively frequent in seizures in China, Indonesia, India, Malaysia, Nepal and Russia. Claws are most often found in India and Malaysia. Seizures in Viet Nam and Thailand consist for a large part of whole dead Tigers, although seizures in China, Russia, Malaysia and Indonesia also show relatively high amounts of dead Tigers.

A breakdown of items by year (**Figure 5**) reveals that the relative proportions of item type have not varied much over the years. Whole dead Tigers seem to have made up a larger part of total seizures in more recent years.

Figure 4

Reported Tiger items present (percentage) in seizures per country, 2000–2010

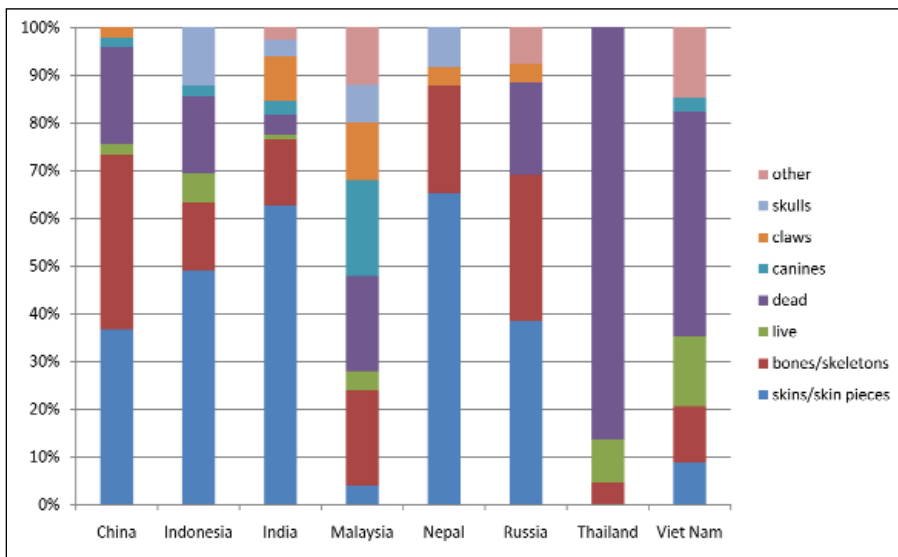
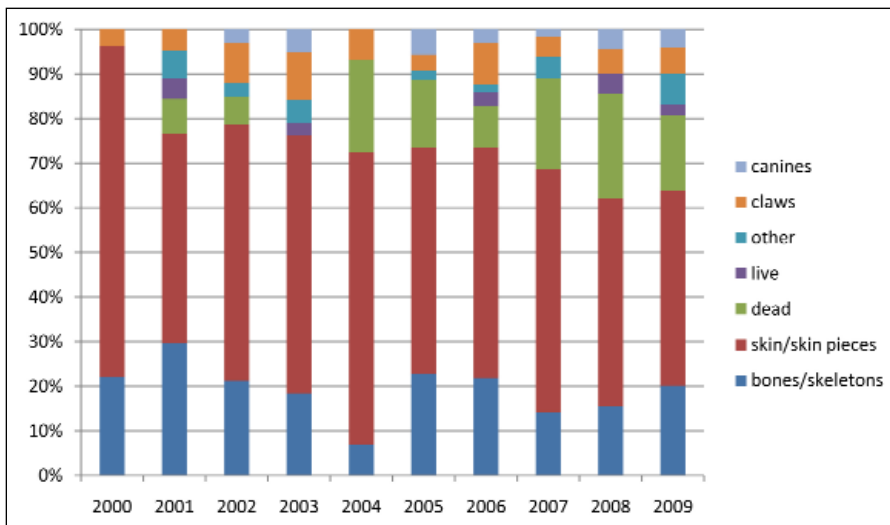


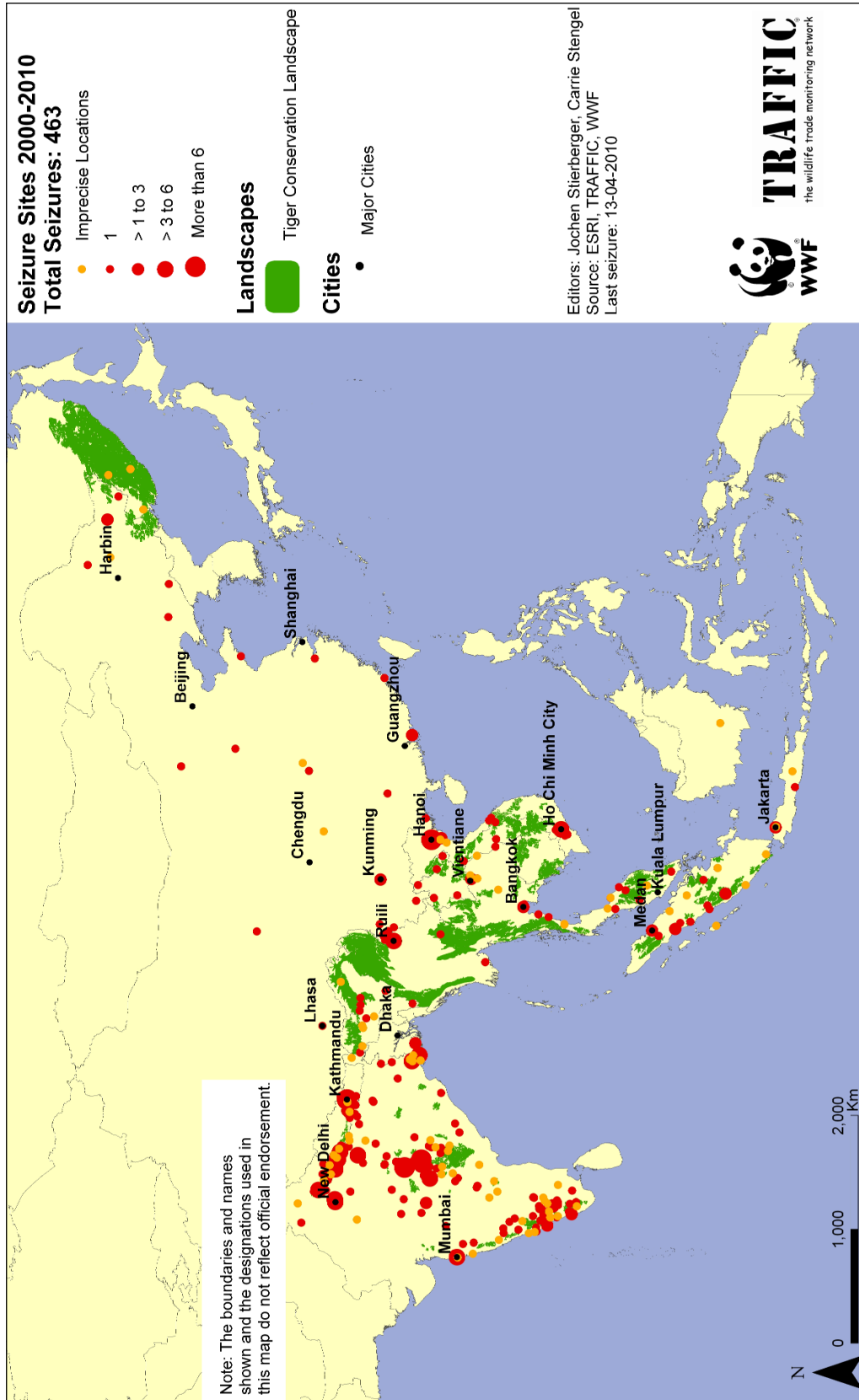
Figure 5

Reported Tiger items present (percentage) in seizures per year, 2000–2009



Seizures sites mapped out

Figure 6
Seizure site map showing locations of seizures and Tiger Conservation Landscapes (2010)



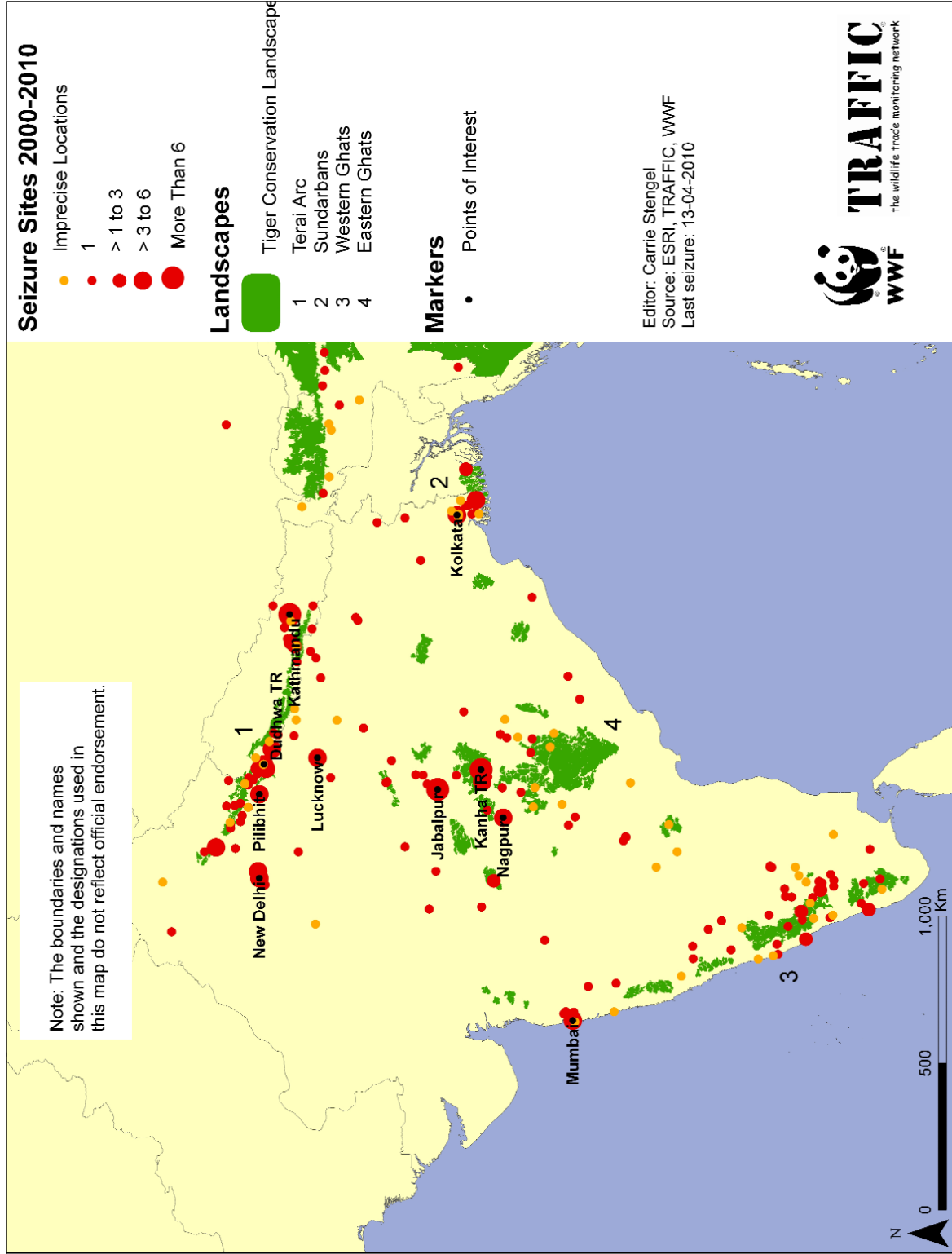
Source: map prepared and provided by Jochen Stierberger (WWF Germany) and Carrie Stengel (TRAFFIC Southeast Asia) (2010).

Note for Figure 6: Owing to incorrect or missing location names, it was only possible to find exact co-ordinates for 463 seizures of the 481 for which data were compiled. Therefore, 18 seizures were not included in this map. Additionally, for 101 of the 463 seizures, only imprecise locations were available (e.g. "Peninsular Malaysia"). These seizures are shown as orange dots, while seizures with precise locations (362) are depicted as red dots, sized according to the number of seizures in the same location. Of the 11 seizure data available for the Russian Far East region, none recorded precise locations and only six had imprecise locations (depicted in orange). Since seizures in India represent over half of the total seizures and clearly show the accumulation of seizures in and around Tiger Conservation Landscapes², a separate map with a special focus on India was prepared (Figure 7).

² Tiger Conservation Landscapes indicate a geographical area that is viable to be occupied by five or more Tigers and has confirmed evidence of Tigers having occupied it within the last 10 years. Presently, there are 42 small fragmented Landscapes within 13 countries (Sanderson *et al.*, 2010).

Figure 7

Seizure site map showing locations of seizures and Tiger Conservation Landscapes in India (2010)



Source: map prepared and provided by Carrie Stengel (TRAFFIC Southeast Asia), 2010.

The origin of Tiger parts observed in trade

In all but one case, it was impossible to determine whether seizures involved captive-bred or wild Tigers. The exception was a 2009 seizure that involved genetic tests on 12 samples of Tiger meat seized in Thailand, which were suspected to have been sent from Malaysia. Of the 12 samples, five were determined to be from Malayan Tigers, with the remainder identified as Indo-Chinese and Siberian Tigers, possibly originating from Malaysian zoos, theme parks and/or private owners (Changtragoon and Singthong, 2009; Chiew, 2009).

Enforcement effort

No information was publicly available on the number of enforcement officials responsible for wildlife law enforcement in the Tiger range countries, nor on the resources allocated to wildlife law enforcement agencies. This is a very important consideration as, if real trends in Tiger trade seizures are to be tracked effectively, measures of law enforcement effort in individual Tiger range countries, transit countries and consuming markets need to be known so that seizure data can be contextualised accordingly: for this report, that has not been possible.

In the report of the CITES Secretariat to the 15th meeting of the Conference of the Parties on interpretation and implementation of the Convention related to Asian big cats (document CoP15 Doc. 43.1), the CITES Secretariat noted that “good enforcement work” was being conducted “but obviously not enough”, and that “much of today’s illegal trade in Tigers could be markedly reduced, if concerted efforts were made by the law enforcement community”.

The seizure data used in this report show that, of the 481 seizure cases, only 207 (or 43%) were known to have been followed by arrest and/or prosecution: 151 (73% of all cases followed up by arrest and/or prosecution) in India. It must be noted, however, that for many of the seizures compiled for this report there is no information on arrests, prosecutions or sentencing and therefore it is not possible to draw quantitative conclusions from them about the incidence of prosecution. Excluding one case in Myanmar, the data set contains detailed information



Credit: TRAFFIC/Chris R. Shepherd



Credit: TRAFFIC/Chris R. Shepherd



Credit: TRAFFIC/Chris R. Shepherd

Tiger parts in trade in South-east Asia, 1999–2000

on prosecution of individuals involved in seizure cases for China and Indonesia, only. Sentences in China are remarkably high: known jail sentences in seven seizure cases ranged from: five years (three cases), to seven years (one case), to 10 years (five cases), to 12 years (two cases), to 18 years (two cases), to lifelong imprisonment (one case).

Within the scope of this research it was not possible to determine if seizures are routinely followed up in any meaningful way, such as by interrogation of suspects to extract all possible evidence or by the exchange of intelligence with enforcement counterparts in countries of origin, transit or destination, or with inter-governmental enforcement agencies, such as INTERPOL. Nor was it possible to determine if enforcement operations are generally intelligence-based and target key actors in the trafficking chain rather than “mules” or poachers commissioned by middlemen and other traders. The fact, however, that most of the seizures apparently result from interceptions of Tiger parts and derivatives being trafficked out of Landscapes, or in infrastructural nodes such as cities or border crossings (see **Figure 6**), suggests that most enforcement actions are not targeted at the persons controlling illegal trade, but rather at those engaged in the actual transportation of goods.

From additional desk research activities (see **Methods**), further records of prosecution and sentencing of those involved in poaching of Tigers or illegal Tiger trade were found for Indonesia, India and Viet Nam, but not for other Tiger range countries. Overall, the available records show that prosecution rates are low and sentences compared to the maximum penalties allowed under relevant national laws are also low.

In Indonesia, penalties imposed by judges are in stark contrast to the maximum penalties allowed by law. While the maximum fine for illegal Tiger trade is IDR100 million (USD10 804), this fine has yet to be imposed: according to a summary of 21 cases resulting in confiscation or arrest from January 2008 to February 2010 (Wildlife Crime Unit data, WCS-Indonesia Program, 2010), the highest fine imposed in that period was IDR5 million (USD540). The maximum imprisonment sentence for such cases in Indonesian legislation is five years, whereas the prison sentences imposed in the period mentioned rarely exceeded 1.5 years (although, in two of the 21 cases, sentences of two years and eight months and three years and eight months were imposed).

In India, out of 691 court cases concerning Tiger poaching and trade from 1994 to 2009 recorded by the Wildlife Protection Society of India (WPSI), only 10 resulted in successful convictions. In these 10 cases, 30 people were convicted (WPSI staff member *in litt.*, to P.M. Verheij, TRAFFIC, 9 July 2010).

In Viet Nam, out of 27 arrests for Tiger trade crimes following seizures of Tigers and skins, only four individuals were imprisoned, with sentences ranging from 16 to 24 months, according to figures compiled by Education for Nature Vietnam (ENV). Records show that most Tiger traders that were arrested received suspended sentences (12 individuals) or probation (nine individuals). In two cases involving Tigers seized from private homes, the subjects received no punishment whatsoever (ENV, 2010).

Additional seizure data from May to September 2010

Since data collection for this report ended (30 April 2020), an additional 21 seizures of Tiger parts have been reported in the media (1 May to 4 September 2010). These seizures were not added to the existing data set for this study, as they were not compiled in a systematic way and comprise media reports only. They involved a minimum of 40 and a maximum of 50 Tigers from eight Tiger range countries. Ten of these seizures were from India, representing a minimum of 22 and maximum of 30 Tigers.

DISCUSSION

Caveats and exclusions

As noted in the **Introduction**, because of gaps in the data, the seizure totals presented for individual countries in this report are only indicative. In some cases, the patchiness of the data may be a reflection of lack of availability of accurate and reliable data, but in other cases it may represent a lack of enforcement (see discussion under ***Law enforcement***). By the same token, high seizure rates in China, India, Nepal, Indonesia and Viet Nam can be explained either by relatively high enforcement efforts in these countries or by their significance in the Tiger trade chain, or both. Therefore, while seizure data can give indications of trade, they do not give a definitive picture of actual levels of trade, and may even be misleading. That said, whereas India, harbouring half of the world's wild Tiger populations, is a major source country and Nepal is a major transit country (as well as being a source), China certainly appears to be the largest consumer country of Tiger parts and derivatives, as well as being a significant exporter of wildlife products (UNODC, 2010). Indonesia, besides being a source country for Tigers, also has a well-developed domestic market for Tiger products (Nowell, 2000; Shepherd and Magnus, 2004). Viet Nam is another important consumer market for Tigers sourced from Lao PDR, Cambodia, Thailand and Malaysia (ENV, 2010; UNODC, 2010).

It is also important to note that illegal Tiger trade occurs at geographic locations outside the 13 Tiger range countries, although these are not included in the scope of this report. As examples:

- In Canada, in 2009, a Chinese trading company was fined USD36 500 for possessing medicines claiming to contain Tiger parts intended for sale (TRAFFIC, 2009).
- In the USA, from 2003 to 2007, 152 shipments originating from 19 different countries were seized. [(TRAFFIC/WWF Wildlife Trade Tracker (www.wildlifetracker.org)]. Most seizures in the USA concern traditional medicines claiming to contain Tiger, and often these are found to be fakes (TRAFFIC staff in North America, *in litt.*, to P.M. Verheij, TRAFFIC, 6 October 2010).

Captive-bred or wild-caught?

There are known Tiger farms in China, Cambodia, Lao PDR, Thailand and Viet Nam (Nowell and Xu, 2007; ENV, 2010). It is a concern that captive-bred Tigers are entering illegal trade (Plowden and Bowles, 1997; Bulte and Damania, 2005; Williamson and Henry, 2008; Nowell and Xu (2008); Irvine,



Credit: Vivek R. Sinha/WWF-Canon

Bengal Tiger, India

2010). The minimum number of dead Tigers indicated by the seizure data in this study (1069), especially since this represents only part of the actual volume traded over the last 10 years, strongly suggests that the wild Tiger population (3200) may not be able to satisfy existing demand. To meet this demand, parts and derivatives from captive-bred Tigers entering the trade may well increase significantly. The determination of the origin of Tiger specimens in illegal trade is beyond the scope of this report, but merits attention in the future.

Increase in seizures

Figures 2 and 3 suggest an overall increase in trade from 2001 to 2009. However, seizure data are insufficient at this point to determine a real growth in Tiger trade, especially as measures of law enforcement effort are not yet available. Overall, however, Tiger seizures appear to have increased from 2007 to 2009 in particular (**Figure 2**), with annual averages for minimum (155.3) and maximum (172.7) numbers of Tigers in this period being markedly higher than for the 10-year period as a whole. This increase reflects a notable increase in the reported seizures from Indonesia, Nepal, Thailand and Viet Nam since 2004 and a steady increase in reported seizures in India. As mentioned, in the months following the collection of seizure data for this report, there has continued to be a large number of Tiger specimen seizures (**Appendix 2**), suggesting continued increase in Tiger trade.

Reasons for the increase noted above could be growing wealth and therefore demand for luxury products, which might fuel poaching. Another possible explanation may be heightened enforcement effort and effectiveness. This is quite possibly the case with India, where the shock caused by the news in 2005 of the loss of all Tigers in Sariska National Park as a result of poaching led to a greater focus on enforcement, as testified to by the establishment of the National Tiger Conservation Authority (NTCA) and the Wildlife Crime Control Bureau (WCCB) (TRAFFIC staff in India, *in litt.*, 6 September 2010 to P.M. Verheij, TRAFFIC). Lastly, an increase in Tiger seizures could simply be a function of better availability of more recent data. This would indicate that seizure data may also be available for earlier years and may be yielded upon more effort, in which case it would contribute to the building of a more reliable database for monitoring Tiger trade.

Trade hubs and routes

The maps of seizure sites (**Figures 6 and 7**) give a good indication of the known Tiger trade hot spots, even though 101 of the seizures depicted do not relate to exact seizure sites, owing to the incomplete data set, and so present only an indicative spatial portrait of Tiger trade in the region.

Nonetheless, the maps illustrate the importance of focusing enforcement efforts on the hot spots for poaching and trade. Most of the red dots on the maps are concentrated in and around the Tiger Conservation Landscapes, especially in India. In the Sundarbans³, 11 seizures were made within a 50-km radius of the Landscape, while 21 were made in and around the Eastern Ghats³, 44 in and around the Western Ghats³ and 71 were recorded within 50 km of the Terai Arc Landscape³. The high density of seizures in India surely reflects the fact that the country's relatively large remaining wild Tiger population (mid value 1411 at the last estimation) (Ministry of Environment and Forests, 2008), nearly half of the world's Tiger population, is under high poaching pressure. The 31 seizures in and around the Tiger Conservation Landscapes of Sumatra are also indicative of Sumatra as a major source for Tiger trade.



Tiger skin seized in Nepal

Key trade hubs on the map are cities like Mumbai (nine seizures), New Delhi (nine seizures), Kolkata (eight seizures), Kathmandu (six seizures), Ho Chi Minh City (four seizures), Hanoi (12 seizures), Bangkok (two seizures) and border towns such as Ruili in Yunnan Province, China (four seizures), as they represent markets or infrastructural nodes.

The concentrations of seizures at country borders, such as those highlighted at the borders of Myanmar–China and India–Nepal, illustrate the need for enforcement at country borders to intercept smugglers. Seizures in China are scattered, which might indicate a widespread market for Tiger parts and derivatives in that country.

The map endorses knowledge of various international Tiger trade routes (Banks and Newman, 2004; Shepherd and Nijman, 2008; C.R. Shepherd, TRAFFIC, pers. comm.; TRAFFIC staff in Russia and India, *in litt.*, 11 and 27 October 2010, respectively, to P.M. Verheij, TRAFFIC):

- India to China via Nepal through Bihar, a State in eastern India bordering Nepal, and Birganj, the border town in southern Nepal closest to Kathmandu;

³ Tiger Conservation Landscapes—see footnote 1.

- India to Myanmar via Moreh in Manipur;
- Malaysia to Thailand via the Thai border town of Sungai Golok;
- Myanmar to China through the Sino-Myanmar border and Ruili, a town on the south-west border of China in south-western Yunnan Province (Dehong Prefecture); and
- Russian Far East to China via Ussuriysk, Region of Primorsky. Russian data were not spatially explicit, so specific border crossings for poached Tigers cannot be highlighted.

On the other hand, no seizures were reported from well-known wildlife markets in Myanmar, such as Mong La on the Myanmar–China border or Tachilek on the Myanmar–Thailand border (Shepherd and Nijman, 2008; Oswell, in press), nor from Betong, the border town between Thailand and Malaysia, which is a known smuggling route for Tiger and other wildlife from Malaysia’s forests (C.R. Shepherd, TRAFFIC, pers. comm. to P.M. Verheij, 19 April 2010).

Transport of illegal wildlife occurs via various modes including: sea, air, rail, road and post. Cross-border wilderness areas with low enforcement levels are frequently used by traffickers. Areas where there is a history of conflict and insurgency, such as in parts of Myanmar bordering China and in India bordering Nepal, also greatly facilitate illegal trade (UNODC, 2010; Oswell, in press).

The maps in this report are a first attempt to illustrate spatial distribution of illegal Tiger trade incidents. They also illustrate how compilation and analysis of seizure data can greatly increase the understanding of trade patterns and how this understanding can enable governments to target their enforcement efforts better.

From Landscape to market

Figure 4 shows some interesting differences in items found in illegal trade in the 11 Tiger range countries. The fact that total seizures in India and Nepal are recorded as consisting of a large proportion of skins endorses reports by non-governmental organizations (NGOs) and international organizations of an ongoing skin trade from India and Nepal to Tibet Autonomous Region of China (Nowell and Xu, 2007; EIA, 2009; UNODC, 2010). Indonesia also reports seizing a relatively large number of skins, which supports the findings of Shepherd and Magnus (2004), who found a specialized market for skins and stuffed Tigers in Sumatra.

The data for Viet Nam and Thailand comprise a high number of items labelled “dead Tigers”. These Tigers are often cut in pieces (see photographs opposite), which means that demand for whole skins is not driving this component of the Tiger trade. Rather, there is a likelihood that the Tigers are traded for their meat and, after processing, their bones. The high occurrence of dead Tigers in these countries and a relatively low occurrence of bones may either signify that processing takes place elsewhere or that the bones are disposed of after the meat has been traded. Given the high value of bones in trade this last option does not seem likely.

Seizures in China, Nepal and Russia comprise a large number of bones and skeletons. For China, which is an end market for bones destined for use in traditional medicines, this is not surprising. In the case of Russia (a source for Tigers destined for China) and Nepal (both a source and transit country for Tigers from India destined for China), the high occurrence of bones could signify that poached Tiger carcasses are processed into bones in these countries.

A remarkably large number of canine teeth appear to have been seized by Malaysian authorities (see **Figure 4**). TRAFFIC has found no evidence suggesting that there is a substantial market for these teeth in Malaysia, however. It is possible that some of those seized were fakes.

The breakdown by product type and year (**Figure 5**) reveals that the relative proportions of the main trade commodities (skins and bones) have not varied much over the years, indicating a steady demand for these items.

Law enforcement

The analysis of the Tiger seizure data shows an increase in seizures but, owing to the lack of information on resources allocated to fighting wildlife crime, it was not possible to draw conclusions about the effectiveness of law enforcement efforts in the Tiger range countries. As such, it is impossible to determine if the increase in seizures is caused by an increase in trade or an increase in law enforcement. Nevertheless, the information available for this report suggests that law enforcement efforts in most Tiger range countries are an insufficient deterrent to Tiger trade. Myanmar provides a striking example of this. Myanmar has reported only one seizure over the past 10 years (four Tiger canine teeth in 2009), whereas in the past decade Tiger parts and derivatives have been observed openly for sale in the markets of Tachilek and Mong La: from 1991 to 2006 167 Tiger parts were found for sale, amounting to a minimum of 107 Tigers (Shepherd and Nijman, 2008), whereas from 2002 to 2009, 106 Tiger parts totalling a minimum of 94 Tigers were found (Oswell, in press). Furthermore, of the 40 seizures recorded in China, no fewer than 15 took place in the south-western province of Yunnan, which borders Myanmar. This leaves no doubt about the fact that Myanmar is a major gateway for illegal Tiger trade.

Law enforcement efforts resulting in interception of illegal shipments and arrests of suspects involved in poaching, smuggling and illegal trade are crucial to tackle Tiger trade but remain ineffective if not followed up by good prosecution and sentencing. Available information shows that in many countries current prosecution and sentencing levels are insufficient to deter possible wildlife crime offenders (Akella and Cannon, 2004).



Tigers cut into pieces, Nongkai Province, Thailand, 26 April 2009

Credit: Mekong Waterfront Guard & Natural Resources and Environmental Crime Suppression Division (NRECD) Thailand

Unfortunately the solution to tackling wildlife (or any other) crime is not simply a case of increasing the maximum penalties or the sentences imposed. China, for example, is known for its high penalties and judges often impose harsh sentences upon offenders, yet people still risk conducting illegal Tiger trade because of the large profit it yields and the low probability of getting caught.

When looking at ways to increase the deterrent value of enforcement on possible offenders, it must be recognized that this depends on a combination of factors, which include the perceived justness/legitimacy of the law; political certainty (i.e. the likelihood of changes in legislation); the effectiveness of preventative measures and the strength of visible implementation. This last factor is highly relevant in the case of illegal wildlife trade and illegal Tiger trade in particular. Research shows that the effectiveness and deterrent value of environmental laws depends on the effectiveness of the enforcement regime responsible for their implementation. When implementation (by enforcement agencies, prosecution and judicial authorities) is weak, the profits of criminal behaviour often exceed the expected penalty of the enforcement deterrent. The enforcement disincentive is thereby principally determined by the probability of detection, arrest, prosecution and conviction multiplied by the amount of the likely penalty. This means that enforcement regimes should be seen as holistic systems and only as strong as their weakest link (Akella and Cannon, 2004; Broad and Damania, 2010).

Much would be improved if Parties to CITES fully implement the provisions of CITES *Resolution Conf. 12.5 (Rev. CoP15)*. Among other things, this Resolution “urges” Tiger range countries to:

- introduce innovative enforcement methods and strengthen enforcement efforts in key border regions, and develop or improve implementation of regional enforcement networks;
- ensure enforcement units and personnel receive relevant and effective support in anti-poaching operations, the gathering and use of intelligence, targeting offenders, wildlife crime investigative techniques, collecting evidence, inter-agency liaison and co-operation and preparing cases for prosecution (considering the guidance provided in Annexes 1, 2 and 3 of the Resolution).

The Resolution, among other things, “recommends”:

- increased awareness among enforcement, prosecution and judicial authorities;
- the establishment of anti-poaching teams and enforcement units and their effective resourcing, to counter the illegal killing of and trade in Tigers and other Asian big cat species;
- the sharing of intelligence between relevant enforcement agencies to counter illegal killing and trade; and that
- co-operative bilateral and multilateral arrangements be established in order to achieve more effective control of illegal international trade in specimens of Asian big cat species.

Owing to insufficient reporting to CITES by some Tiger range countries on the implementation of *Resolution Conf. 12.5* since its first adoption in 2002, it is difficult to assess whether or not the provisions of *Resolution Conf. 12.5* are implemented correctly. It is, however, telling that the CITES

Secretariat in its report to CoP15 on interpretation and implementation of the Convention related to Asian big cats, while noting the lack of reporting by Tiger range countries, pointed out that most of the findings of the CITES Tiger Missions Technical team reported in 1999 to the 42nd Standing Committee were still valid and relevant today.

It is also telling that the CITES Tiger Enforcement Taskforce, established in 2001 following the recommendation of the CITES Tiger Missions Technical team “to help countries tackle the illegal killing of Tigers and illegal trade in their parts and derivatives”, does not appear to have achieved its goal of conducting an analysis of poaching and illegal trade. The Taskforce convened twice and in 2002 a capacity-building workshop for enforcement officials of Tiger range countries was organized in India. At its second meeting, the Taskforce identified the need for obtaining an overview of poaching and illegal trade and called for Tiger range countries to supply data with the aim of undertaking a crime analysis. With one exception, those countries subsequently failed to submit any meaningful data, as a result of which no meaningful analysis could be undertaken. This was reported to the Standing Committee (John M. Sellar, CITES Secretariat *in litt.* to P.M. Verheij; CITES document SC54 Doc. 25.1).

Despite repeated communications in the past decade by the CITES Secretariat about the urgency of the situation and the need for strengthened law enforcement, it may be concluded that until now there has not been enough political will to tackle the illegal killing of Tigers and illegal trade in their parts and derivatives.

Corruption

Corruption is an issue that has an impact on the effectiveness of wildlife law enforcement and therefore the level of seizures. Although little is known about the nature and magnitude of its effects on Tiger trade, it is reported as a relevant consideration (CITES document Doc. SC.42.10.4, report of the CITES Tiger Missions Technical Team for the 42nd meeting of the CITES Standing Committee; Smith and Walpole, 2005; UNODC 2010). As it was not possible to measure the effect of corruption on seizure levels, this report refrains from discussing relative corruption levels in the Tiger range countries with respect to Tiger seizures.

The importance of data

The analysis presented in this report, based on the limited data available, illustrates the usefulness of systematic compilation and analysis of data on poaching incidents, seizures, arrests and prosecutions. It is of concern that up until now, most governments of Tiger range countries (with the exception of India, which established Tigernet in 2010) do not appear to have established systems for compilation of such data at a national level, and are not systematically sharing data nor any other kind of information or intelligence related to illegal trade in Tigers or other wildlife commodities.

The establishment of such systems would be in accordance with CITES *Resolution Conf. 12.5 (Rev. CoP15)*, which “urges all range States and other relevant Parties to implement systems for the recording of information relating to illegal trade in Asian big cats and to share this information as appropriate to ensure coordinated investigations and enforcement”. This paragraph was adopted at CoP15 in response to “the failure on the part of range States to report on their progress in implementing the actions agreed by CITES Parties” (CITES document CoP15 Doc. 43.02).

Moreover, Parties at CoP15 adopted *Decision 15.46*, which directed all Parties, but particularly Tiger range countries, to submit, by 30 June 2010, information relating to incidents of poaching of and illegal trade in Tigers that occurred within their territory since the beginning of 2007. The information should have been submitted to the CITES Secretariat or to the General Secretariat of ICPO-INTERPOL. The related *Decision 15.47* directs the Secretariat to collaborate with ICPO-INTERPOL to analyse the information received from the Parties, and to produce two reports, one for public consumption and the other for the law enforcement community.

It is hoped that this initiative of the CITES Secretariat and INTERPOL will form an incentive for the Tiger range countries to establish robust reporting systems for compiling Tiger crime data, both at national and regional levels. Such systems might feed into the yet-to-be-established global illegal trade database, which will be designed and implemented by a working group established at CoP15 (*Decision 15.42*).

CONCLUSION

This study set out to compile and analyse data on Tiger seizures, 2000–2010, from 11 of the 13 Tiger range countries, to support conservation efforts to address the trade in Tiger parts and derivatives. It has succeeded in providing an unprecedented range of data on the trade in a single output, contributing important baseline information to inform the understanding of this persistent yet illegal trade. While the caveats often restated in this report (the data have gaps; they represent a fraction of actual trade; they cannot be interpreted independently of enforcement contexts; and they do not cover all Tiger range countries) must continually be borne in mind (and some are tantamount to conclusions in their own right), conclusions and pointers emerge from the data set generated by this study.

First, and most obviously, the data show that illegal Tiger trade continues unabated despite considerable and repeated efforts to curtail it on the part of Tiger range and consumer countries, inter-governmental organizations and NGOs. Less concretely, but notably, the data point to other findings, most of which were expanded upon in **Discussion**, namely:

- the quantities of Tigers implicated by trade in the 11 Tiger range countries during this period (a minimum of 1069 and a maximum of 1220);
- an apparent increase in seizures in recent years, with a greater part now being played by Indonesia, Nepal, Thailand and Viet Nam relative to a decade ago and continuation of India's position as supplier of the largest quantities of Tiger products by far;

- steady demand for a variety of Tiger products;
- significant trade hubs and routes, endorsing some previous findings;
- the likelihood that the wild Tiger population may not be able to satisfy existing demand and that parts and derivatives from captive-bred Tigers entering illegal trade in response may well increase significantly; and
- the inadequacy of current law enforcement activities against illegal killing of and trade in Tigers, including the inability of penalties alone, even when most severe, to deter would-be offenders, highlighting the importance of increasing the probability of detection, arrest, prosecution and conviction as a deterrent.

In sum, these conclusions point to a lack of political will among those responsible at national and international levels for collecting, collating, using and sharing data on Tiger trade and for enforcement of laws designed to protect Tigers from illegal killing and trade. It can be concluded in turn, therefore, that such killing and trade can only be significantly reduced if there is a paradigm shift in terms of commitment. All stakeholders will have to join forces to create an intelligence-driven, well-coordinated, trans-boundary and sustained push against forces driving one of the most legendary species on Earth to extinction.

The following recommendations for fighting Tiger trade more effectively spring from the conclusions above and are centred around improving the understanding of the dynamics of Tiger trade and correspondingly enhanced enforcement. The recommendations do not include suggestions for reducing demand for Tiger products, as this was not researched as part of this study, though would obviously be part of any serious integrated conservation response to business as usual in the Tiger trade.

RECOMMENDATIONS

Improve understanding of Tiger trade dynamics

Effective enforcement starts with a good understanding of crime patterns. In the case of Tiger trade, this means that source and consumer countries should compile data on Tiger poaching, trafficking and consumption systematically and analyse these, in order to understand the entire trade chain and determine trends in illegal killing and trade. This should encompass comprehensive mapping of where the poaching hotspots are, information on routes by which Tigers are smuggled, the location of end destinations, peak times for poaching and trade, actors involved, and on which consumer groups are consuming the different types of Tiger parts and derivatives. TRAFFIC recommends that the governments of Tiger range countries establish systems at national and transnational level to compile these data. It is hoped that the compilation and analysis by CITES and INTERPOL of information relating to incidents of poaching of and illegal trade in Tigers from 2007 to 2010 will form an incentive for the Tiger range countries to do so.

Data on poaching and illegal trade should be exchanged with other Tiger range and consumer countries, as well as inter-governmental (enforcement) organizations such as INTERPOL, UNODC, WCO and CITES, through the available mechanisms such as Ecomessage (the INTERPOL form for reporting wildlife crime incidents) and WCO's Customs Enforcement Network. To date, Tiger range countries have not made full and effective use of these mechanisms. Multilateral wildlife enforcement networks such as ASEAN-WEN and SAWEN should play an essential role in promoting the use of these mechanisms.

Tiger range countries should improve their understanding of the sources for Tigers found in trade. It is recommended that seized Tiger parts and derivatives be analysed for DNA and other forensic evidence in order to establish the origin of the specimens and whether or not any have been captive-bred or "farmed". A database should be established, for example by an organization such as ASEAN-WEN, SAWEN or CITES, for compiling the results of these analyses. Ideally this database should communicate with the database(s) for data on poaching and illegal trade recommended above and be managed at the level of afore-mentioned multilateral enforcement networks.

Improve law enforcement

In order to improve deterrents, Tiger range countries should increase the probability of detection, arrest, prosecution, conviction and the level of the penalties and enforcement efforts must become smarter and more focused. Enforcement agencies should conduct intelligence-led, multi-disciplinary criminal investigations. Systematic interrogation of suspects to extract all relevant intelligence should be pursued, and seizure not just of the illegal shipments, but of all possible vehicles for evidence trails, such as mobile phones and computers. Communications via the Internet should be investigated, financial research conducted to look for evidence of money-laundering, and full use should be made of forensic techniques such as DNA analysis and fingerprinting. Agencies should also make use of the manuals on Controlled Delivery, Wildlife Smuggling Identification, and Wildlife Smuggling Interview Questioning that CITES, INTERPOL and the WCO have jointly prepared (see <http://www.interpol.int/Public/EnvironmentalCrime/Wildlife>). Lastly, law enforcement can only become optimized if accurate intelligence is exchanged in real time between agencies from the countries of origin, transit and/or destination authorized to act upon it.

Law enforcement should focus on all parts of the trade chain, starting with poachers, processors, middlemen and traders. Enforcement efforts must be targeted at the Tiger Conservation Landscapes especially (the need for which is clearly illustrated by the large amount of seizures taking place in the Indian landscapes), key trafficking nodes, i.e. cities and border crossings (also illustrated in India), and the consumer markets in East and South-east Asia. Covert monitoring and infiltration of consumer markets is an important way to gather evidence of people and/or organizations involved in processing dead Tigers into meat, bones, skins and other parts, the illegal production of medicines, wine and tonics containing Tiger and the sale thereof.

Tiger range (and consumer) countries should fully implement the provisions of CITES *Resolution Conf. 12.5 (Rev. CoP15)*, as this would mean great progress to combat illicit activity could be made. This Resolution sets a minimum standard for effective wildlife law enforcement pertaining to the trade in Asian big cats. It calls for the establishment and effective resourcing of anti-poaching teams and enforcement units and the exchange of intelligence between relevant enforcement agencies. It recommends strengthened enforcement efforts in key border regions, the introduction of innovative enforcement methods and the development/improvement of regional enforcement networks. The Resolution also recommends Parties increase awareness of “wildlife crime and illicit wildlife trade” among enforcement, prosecution and judicial authorities.

An international effort involving Tiger range countries and inter-governmental enforcement agencies such as INTERPOL, UNODC and WCO is needed to tackle the organized crime networks involved in Tiger trade. As such, an international Tiger trade taskforce should be established, consisting of a multi-disciplinary team of criminal investigation experts, to be based in one of the Tiger range countries, tasked with co-ordinating intelligence exchange, analysing data and supporting enforcement authorities in criminal investigations. NGOs and other parts of civil society should also be engaged, as they can provide valuable expertise and experience. A possible option would be the revitalization of the CITES Tiger Enforcement Task Force established in 2001. As the criminal networks involved in Tiger trade are also involved in other types of wildlife crime, such a taskforce would greatly contribute to combating wildlife crime.

The huge investment necessary to accomplish all this cannot be borne by Tiger range countries alone. Financial and technical support should be provided by consumer countries, interested donor countries and donor organizations.

It must be stressed that these recommendations for tackling Tiger trade are not all Tiger-specific, and could benefit other wildlife species that are in danger of extinction as a result of poaching and illegal wildlife trade in Asia.

REFERENCES

- Akella, A.S. and Cannon, J. (2004). *Strengthening the Weakest Links: Strategies for Improving the Enforcement of Environmental Laws globally*. Conservation International, Washington D.C., USA
- Banks, D. and Newman, J. (2004). *The Tiger Skin Trail*. Environmental Investigation Agency, UK.
- Broad, S. and Damania, R. (2009). Competing demands: Understanding and addressing the socio-economic forces that work for and against tiger conservation. A background paper from the Kathmandu Global Tiger Workshop. Global Tiger Initiative. <http://cites.org/common/cop/15/inf/E15i-46.pdf>. Viewed 13 March 2010.
- Bulte, E.H. and Damania, R. (2005). An economic assessment of wildlife farming and conservation. *Conservation Biology* 19: 1222–1233.
- Cameron, A., Banks, D. and Gosling, J. (2009). *Saving the wild tiger: Enforcement, tiger trade and free market folly—an EIA discussion document*. Environmental Investigation Agency, UK.
- Care for the Wild International (2008). *Exploiting the Tiger: Illegal Trade, Animal Cruelty and Tourists at Risk at the Tiger Temple An Investigation at Wat Pa Luangta Bua Yannasanpanno Forest Monastery Kanchaburi, Thailand*. Care for the Wild International, UK.
- Changtragoon, S. and Singthong, K. (2009). *The classification of species and subspecies of tiger from confiscated tiger samples by using mtDNA sequencing*. <http://www.dnp.go.th/>. Viewed 10 May 2010.
- Chiew, H. (2010). Don't exploit tigers. *The Star (Malaysia)/Asia News Network*, 2 February.
- Chiew, H. (2009). Thai probe shows tiger parts came from Malaysia. *The Star (Malaysia)*, July 2009.
- Clements, R., Rayan, D.M., Zafir, A.W.A., Venkataramam, A., Alfre, R., Payne, J., Ambu, L., Sharma, D.S.K. (2009). Trio under threat: can we secure the future of rhinos, elephants and tigers in Malaysia? *Biodiversity Conservation*: 1–22.
- Dinerstein, E., Loucks, C., Wikramamamayake, E., Ginsberg, J., Sanderson, E., Seidensticker, J., Forrest, J., Bryja, G., Heydlauff, A., Klenzendorf, S., Leimgruber, P., Mills, J., O'Brien, T., Shrestha, M., Simons, R., Songer, M. (2007). The fate of wild Tigers. *BioScience* 57(6): 508–514.
- EIA (2009). *A Deadly Game of Cat and Mouse: How Tiger Criminals give China the Run-around*. Environmental Investigation Agency, UK.
- ENV (2010). *Summary of Tiger Trade Investigation Findings*. Education for Nature Viet Nam, Viet Nam.
- Galster, S., Schaedla, W., Redford, T. (2010). Partnering to stop poaching: developing cross-sector strategic responses to wildlife poaching. In: Tilson, R. and Nyhus, P. (2010). *Tigers of the World: The Science, Politics, and Conservation of Panthera tigris*, 2nd edn. Elsevier Inc., San Diego, USA.
- Irvine, D. (2010). Tiger farms: A conservation idea red in tooth and claw? *CNN*. <http://edition.cnn.com/2010/WORLD/asiapcf/02/11/tiger.farms/index.html?iref=allsearch>. Viewed 23 February 2010.
- IUCN (2010). *IUCN Red List of Threatened Species Version 2010.1*. <http://www.iucnredlist.org>. Viewed 12 May 2010.
- Jenkins, R.W.G. (2006). International Conservation of Tigers: a New Approach by China. Unpublished report. Creative Conservation Solutions, Belconnen, Australia.

- Mills, J. and Jackson, P. (1994). *Killed for a Cure: a Review of the Worldwide Trade in Tiger Bone*. A TRAFFIC Network Report. TRAFFIC International, Cambridge, UK.
- Ministry of Environment and Forests (2008). Total country level population of tiger 1411. Press release, 12 February 2008. <http://pib.nic.in/release/release.asp?relid=35336>. Viewed 22 October 2010.
- Mitra, B. (2007). Burning Bright: China tries to balance its Tiger breeding strategies and a thriving market in Tiger bones. In: IWMC World Conservation Trust (2007). *Tiger Conservation: It's time to think outside the box*. IWMC World Conservation Trust.
- Ng, J. and Nemora (2007). *Tiger Trade Revisited in Sumatra, Indonesia*. TRAFFIC Southeast Asia, Petaling Jaya, Malaysia.
- Nowell, K. (2000). *Far From a Cure: The Tiger Trade Revisited*. TRAFFIC International, Cambridge, UK.
- Nowell, K. and Xu, L. (2007). *Taming the Tiger Trade: China's Markets for Wild and Captive Tiger Products since the 1993 Domestic Trade Ban*. TRAFFIC East Asia, Hong Kong, China.
- Nowell, K. (2010) The Central Importance of China's Trade Policy for Tiger Conservation. In: Tilson, R. and Nyhus, P. (2010). *Tigers of the World: The Science, Politics, and Conservation of Panthera tigris*, 2nd edn. Elsevier Inc. San Diego, USA.
- Oswell, A H. (in press). *Big Cat Trade in Myanmar and Thailand*. TRAFFIC Southeast Asia, Petaling Jaya, Malaysia.
- Plowden C. and Bowles, D. (1997). The illegal market in tiger parts in northern Sumatra, Indonesia. *Oryx* 31(1): 59–66.
- Rao, M., Myint, T., Zaw, T., and Htun, S. (2005). Hunting patterns in tropical forests adjoining the Hkakaborazi National Park, north Myanmar. *Oryx* 39(3): 292–300.
- Riaño, J., Hodess, R., and Evans, A. (2009). *2009 Global Corruption Barometer*. Transparency International. http://www.transparency.org/policy_research/surveys_indices/gcb/2009. Viewed 9 April 2010.
- Sanderson, E., Forrest J., Loucks, C., Ginsberg, J., Dinnerstein, E., Seidensticker, J., Leimgruber, P., Songer, M., Heydlauff, A., O'Brien, T., Bryja, G., Klenzendorf, S. and Wikramanayake, E. (2010). Setting Priorities for Tiger Conservation: 2005–2015. In: Tilson, R. and Nyhus, P. (2010). *Tigers of the World: The Science, Politics, and Conservation of Panthera tigris*, 2nd edn. Elsevier Inc., San Diego, USA.
- Sapa (2010). Fears for Sumatran tiger. NEWS24.com. <http://www.news24.com/SciTech/News/Fears-for-Sumatran-tiger-20100207>. Viewed 3 February.
- Seidensticker, J., Christie, S. and Jackson, P. (1999). *Riding the Tiger: Tiger Conservation in Human-dominated Landscapes*. Cambridge University Press, Cambridge, UK.
- Shepherd, C. R. and Magnus, N. (2004). *Nowhere to Hide: The Trade in Sumatran Tiger*. TRAFFIC Southeast Asia, Petaling Jaya, Malaysia.
- Shepherd, C. R. and Nijman, V. (2008). *The Wild Cat Trade in Myanmar*. TRAFFIC Southeast Asia, Petaling Jaya, Malaysia.
- Smith, R.J. and Walpole, M.J. (2005). Should conservationists pay more attention to corruption? *Oryx* 39 (3): 251–256.

- Sorenson, J. (2010). Stamp out the tiger trade. *The Globe and Mail* (Canada). <http://www.theglobeandmail.com/news/opinions/stamp-out-the-tiger-trade/article1453835/>. Viewed 2 February 2010.
- Tilson, R., H. Defu, J. Muntifering and Nyhus, P.J. (2004). Dramatic decline of wild South China tigers *Panthera tigris amoyensis*: field survey of priority tiger reserves. *Oryx* 38(1): 40–47.
- TRAFFIC (2005). Seizures and prosecutions. *TRAFFIC Bulletin* 20(3).
- TRAFFIC (2009). Seizures and prosecutions. *TRAFFIC Bulletin* 22(2).
- TRAFFIC (2010). *Understanding the Motivations: the First Step Towards Influencing China's Unsustainable Wildlife Consumption*. TRAFFIC East Asia, China.
- TRAFFIC (2008). *What's Driving the Wildlife Trade? A Review of Expert Opinion on Economic and Social Drivers of the Wildlife Trade and Trade Control Efforts in Cambodia, Indonesia, Lao PDR and Viet Nam*. East Asia and Pacific Region Sustainable Development Discussion Papers. East Asia and Pacific Region Sustainable Development Department, World Bank, Washington DC, USA.
- TRAFFIC North America, Wildlife Trade Tracker (www.wildlifetracker.org).
- UNODC (2010). *The Globalization of Crime: A Transnational Organized Crime Threat Assessment*. United Nations Office on Drugs and Crime, Vienna.
- Walston, J., Karanth, K.U. and Stokes, E.J. (2010). *Avoiding the Unthinkable: What Will it Cost to Prevent Tigers Becoming Extinct in the Wild?* Wildlife Conservation Society, New York, USA.
- Williamson, D. and Henry, L. (2008). *Paper Tigers? The role of the U.S. Captive Tiger Population in the Trade in Tiger Parts*. TRAFFIC North America, USA.
- Wright, B. (2010) Will the Tiger Survive in India? In: Tilson, R. and Nyhus, P. (2010) *Tigers of the World: The Science, Politics, and Conservation of Panthera tigris*, 2nd Edition. Elsevier Inc. San Diego, USA.

APPENDIX 1 Seizure data for 11 Tiger range countries, 2000 – April 2010

Countries of origin, transit and/or destination in between brackets are added by the authors, based on geographic location and known trade routes. Question marks were added for cases where the country of origin, transit and/or destination could not be determined.

Year	Country	Seized Items	Min # Tigers	Max # Tigers	Country of origin/ transit	Destination	Seizure Site
2004	BD	skins (1)	1	1	(BD)	(?)	Shornkhola, Sundarban Reserved Forest
2006	BD	skins (1)	1	1	(BD)	(?)	Shornkhola, Sundarban Reserved Forest
2001	CN	skins (23)	23	23	Myanmar	(CN)	Baoshan, Yunnan
2001	CN	bones (62.4 kg)	7	7	Lhasa	Lao PDR	
2001	CN	bones (13 kg)	2	2	(MM)	(CN)	Ruilii, Dehong, Yunnan
2001	CN	dead (1)	1	1	(RU)	(CN)	Naohé, Heilongjiang Province
2002	CN	bones (22.1kg) skeletons (4)	7	7	(CN)	Lao PDR	Mohan port, Yunnan
2002	CN	skins (1), bones (7 kg)	1	2	(MM)	(CN)	Ruilii, Dehong, Yunnan
2002	CN	dead (1)	1	1	(RU/CN)	(CN)	Hunchuan National Nature Reserve
2003	CN	skins (1), bones (12 kg)	2	3	(MM)	(CN)	Ruilii, Dehong, Yunnan
2003	CN	skins (31)	31	31	India	China	Lhasa, Tibet
2003	CN	skins (5)	5	5	Myanmar	(CN)	Dehong, Yunnan
2003	CN	skins (1), skeleton (1)	1	2	Russia	China	Changbaishan, Baishan, Jilin
2004	CN	dead (1)	1	1	(RU/CN)	(CN)	Fushunxinbin of Liaoning Province Mudanjiang Dongning
2004	CN	dead (1)	1	1	(RU)	(CN)	Heilongjiang NP
2005	CN	skins (2)	2	2	Myanmar	(CN)	Yingjiang, Dehong, Yunnan
2005	CN	bones (175)	1	1	(MM)	(CN)	Kunming, Yunnan province
2006	CN	claws (4)	1	1	Myanmar	China	Nansan checkpoint, Yunnan province
2006	CN	bones (1.75 kg)	1	1	Russia	China	Raohé checkpoint, Heilongjiang province
2006	CN	skins (1)	1	1	Myanmar	Myanmar	lianghé County, Dehong, Yunnan
2006	CN	dead (1)	1	1	(RU)	(CN)	Heilongjiang Province
2006	CN	skins (1)	1	1	Myanmar	China	Lianghé, Yunnan province
2007	CN	skins (1), bones (7 kg)	1	2	(?)	(CN)	a hotel in Shishi Region in Quanzhou, Fujian,
2007	CN	skins (1), bones (7 kg)	1	2	(MM)	(CN)	Ruilii, Dehong, Yunnan
2007	CN	skins (2), bones (7.2 kg)	2	3	(MM)	(CN)	Kunming, Yunnan
2007	CN	bones (7.2 kg)	1	1	(MM)	(CN)	Zhangfeng, Yunnan province
2007	CN	dead (2)	2	2	(VN)	(CN)	Xin'an, Guangxi
2007	CN	dead (2)	2	2	(?)	(CN)	Chongqing Province
2007	CN	dead (1)	1	1	(?)	(CN)	Chongqing Province

Year	Country	Seized Items	Min # Tigers	Max # Tigers	Country of origin/ transit	Destination	Seizure Site
2007	CN	dead (1)	1	1	(?)	(CN)	Hubei Province
2007	CN	skins (2)	2	2	(?)	(CN)	Qingdao, Shandong province
2008	CN	skins (1), skeleton (1)	1	2	(?)	(CN)	Yichang Sanxia Safari Park, Yi Ling, Yichang, Hubei
2008	CN	skins (1)	1	1	Mongolia	Inner Mongolia	Erlian port, Hohhot, Inner Mongolia
2008	CN	skins(1)	1	1	Ulan Bator, Mongolia	Manzhouli	Manzhouli, Hohhot, Inner Mongolia
2008	CN	skins (1), skeleton (1)	1	2	Myanmar	Menghai	Dalu border, Xishuangbanna, Yunnan
2008	CN	skins (1)	1	1	(?)	(CN)	Shenyang forest police of Liaoning province
2008	CN	dead (1)	1	1	(RU)	(CN)	Dongfanghong Forest Department of Heilongjiang Province
2009	CN	alive (1)	1	1	(?)	(CN)	Hangzhou, Zhenjiang province
2009	CN	bones (2 kg)	1	1	(?)	(CN)	Luohu Port, Shenzhen, Shenzhen, Guangdong
2009	CN	bones (17 pieces)	1	1	Malaysia	(CN)	Luohu Port, Shenzhen, Shenzhen, Guangdong
2009	CN	bones (2.2. kg)	1	1	(?)	(CN)	Luohu Port, Shenzhen, Shenzhen, Guangdong
2010	CN	canines (2)	1	1	(?)	(CN)	Hulin Port
2002	ID	skins (1), skull (1)	1	2	(Sumatra)	(?)	Kerinci district, Sumatra
2003	ID	skins (1)	1	1	(Sumatra)	(?)	Sumatra
2003	ID	alive (1)	1	1	(Sumatra)	(?)	Sumatra
2004	ID	skins (2)	2	2	(Sumatra)	(?)	Jambi, Sumatra
2004	ID	dead (1)	1	1	(Sumatra)	(?)	Labuhan Batu District, North Sumatra
2004	ID	skins (2)	2	2	(Sumatra)	(?)	Kerinci, Jambi
2005	ID	dead (1)	1	1	(Sumatra)	(?)	Padang
2005	ID	skeleton (1)	1	1	(Sumatra)	(?)	Labuhan Batu District, North Sumatra
2005	ID	skins (1), skeletons (1)	1	2	(Sumatra)	(?)	North Bengkulu District, Bengkulu
2005	ID	skins (1), skeleton (1)	1	2	(Sumatra)	(?)	Bangka, Jambi
2006	ID	dead (1)	1	1	(Sumatra)	(?)	West Sumatra
2006	ID	skins (2)	2	2	(Sumatra)	(?)	West Lampung District, Lampung
2006	ID	skins (2), skulls (1)	2	3	(Sumatra)	(?)	Solok, West Sumatra
2006	ID	skins (1)	1	1	(Sumatra)	(?)	Tanggamus District
2006	ID	skins (1), skeletons (1), skulls (1)	1	3	(Sumatra)	(?)	North Bengkulu, Bengkulu
2006	ID	skins (1), bones (5 kg)	1	2	(Sumatra)	(?)	Rejang Lebong District, Bengkulu
2006	ID	skins (1), skeleton (1)	1	2	(Sumatra)	(?)	Merangin District, Jambi

Year	Country	Seized Items	Min # Tigers	Max # Tigers	Country of origin/ transit	Destination	Seizure Site
2006	ID	skins (2), skulls (2)	2	4	(Sumatra)	(?)	Merangin District, Jambi
2008	ID	dead (1)	1	1	(Sumatra)	(?)	Sumatra
2008	ID	skins (1)	1	1	(Sumatra)	(?)	Tiga Binanga, Sumut.
2008	ID	dead (2)	2	2	(Sumatra)	(?)	Medan, Sumut.
2008	ID	skins (1)	1	1	(Sumatra)	(?)	Medan, Sumut.
2008	ID	skins (5), canines (8)	5	7	(Sumatra)	(?)	Pancur Batu, Sumut.
2008	ID	skins (2)	2	2	(Sumatra)	(?)	Padangsidempuan, Sumut
2009	ID	skin pieces (33)	1	1	(Sumatra)	(?)	Sibolga, North Sumatra
2009	ID	dead (1)	1	1	(Sumatra)	(?)	Purworejo, Java
2009	ID	dead (1)	1	1	(Sumatra)	(?)	Jambi, Sumatra
2009	ID	dead (1)	1	1	(Sumatra)	(?)	West Sumatra
2009	ID	skins (2)	2	2	(Sumatra)	(?)	Jakarta
2009	ID	alive (1)	1	1	(Sumatra)	(?)	Java
2009	ID	skin pieces (61), skulls (1)	1	2	(Sumatra)	(?)	Rawabening, Jakarta
2009	ID	skins (2)	2	2	(Sumatra)	(?)	Jakarta
2009	ID	skin pieces (32)	1	1	Sidimpunan, Sumatra	(?)	Sibolga, North Sumatra
2010	ID	bones (8.3 kg), skull (1) skins (1)	1	3	(Sumatra)	(?)	Kuala Cinaku, Sumatra
2010	ID	skins (1)	1	1	(Sumatra)	(?)	Sibolga, North Sumatra
2010	ID	alive (9)	9	9	(Sumatra)	(?)	Jakarta
2000	IN	skin (1)	1	1	(IN)	(NP/CN)	Haridwar, UK
2000	IN	skins (4), claws (132)	8	12	(IN)	(NP/CN)	Khaga, UP
2000	IN	bones (175 kg)	18	18	(IN)	(NP/CN)	Khaga, UP
2000	IN	skin (1)	1	1	(IN)	(NP/CN)	Lajpat Nagar, Delhi
2000	IN	skin (1)	1	1	(IN)	(NP/CN)	Anand Vihar, Delhi
2000	IN	skin (1)	1	1	(IN)	(NP/CN)	Kolkata, WB
2000	IN	bones (15.5 kg)	2	2	(IN)	(NP/CN)	Near Corbett N.P., Uttarakhnad
2000	IN	bones	1	1	(IN)	(NP/CN)	Katarnia Ghat WLS, UP
2000	IN	skin (1)	1	1	(IN)	(NP/CN)	Kolkata Rly Stn, WB
2000	IN	skin (1)	1	1	(IN)	(NP/CN)	Dehradun, UK
2000	IN	skin (1)	1	1	(IN)	(NP/CN)	Kolkata south, WB
2000	IN	skin (1)	1	1	(IN)	(NP/CN)	Sunderbans, W.B.
2000	IN	skin (1)	1	1	(IN)	(?)	Kawal WLS, A.P.
2000	IN	skin (1)	1	1	(IN)	(?)	Sunderbans, W.B.

Year	Country	Seized Items	Min # Tigers	Max # Tigers	Country of origin/ transit	Destination	Seizure Site
2000	IN	skin (1)	1	1	(IN)	(?)	Satara, M.P.
2000	IN	skin (1)	1	1	(IN)	(?)	Jabalpur, M.P.
2000	IN	bones (of 2 Tigers)	2	2	(IN)	(?)	Jabalpur, M.P.
2000	IN	skin (1)	1	1	(IN)	(?)	Satna, M.P.
2000	IN	skeleton (1)	1	1	(IN)	(?)	Sunderbans, W.B.
2000	IN	skin (1)	1	1	(IN)	(?)	Mumbai, MH
2000	IN	skins (2)	2	2	(IN)	(?)	Mumbai, MH
2000	IN	skin (1)	1	1	(IN)	(?)	Warangal, AP
2000	IN	skins (2)	2	2	(IN)	(?)	Balaghat, MP
2000	IN	skin (1)	1	1	(IN)	(?)	Mahboobnagar, AP
2001	IN	skin (1)	1	1	(IN)	(CN)	Mundiyam, Punjab
2001	IN	bones (6.28 kg)	1	1	(IN/MM)	(MM)	Lawngtali, Mizoram
2001	IN	skin (1)	1	1	(IN)	(NP/CN)	Near Lucknow, UP
2001	IN	live (1)	1	1	(IN)	(NP/CN)	Pilibhit, UP
2001	IN	skull (1), bones	1	2	(IN)	(NP/CN)	Katarnia Ghat WLS, UP
2001	IN	skin (1), bones, skulls (7)	7	9	(IN)	(NP/CN)	Dudhwa TR, UP
2001	IN	live (1)	1	1	(IN)	(NP/CN)	Katarnia Ghat WLS, UP
2001	IN	dead (1)	1	1	(IN)	(NP/CN)	Near Dudhwa TR, UP
2001	IN	skins (2)	2	2	(IN)	(NP/CN)	Tijjala, Near Kolkata
2001	IN	skin (1)	1	1	(IN)	(NP/CN)	Palia, UP
2001	IN	skin (1)	1	1	(IN)	(NP/CN)	Kanpur, UP
2001	IN	skin (1)	1	1	(IN)	(NP/CN)	Pilibhit, UP
2001	IN	skulls (8), bones (42 kg)	13	13	(IN)	(NP/CN)	Pilibhit, UP
2001	IN	skulls (3), bones (20 kg)	5	5	(IN)	(NP/CN)	Kheri, UP
2001	IN	skulls (1), bones (8.5 kg)	2	2	(IN)	(NP/CN)	Palia, UP
2001	IN	skin (1)	1	1	(IN)	(NP/CN)	Delhi
2001	IN	skins (2)	2	2	(IN)	(NP/CN)	Palia, UP
2001	IN	skin (1)	1	1	(IN)	(NP/CN)	Tanakpur, UK
2001	IN	skin (1)	1	1	(IN)	(NP/CN)	Near Lakhimpur, UP
2001	IN	live (1)	1	1	(IN)	(?)	Chandrapur, MH
2001	IN	dead (1)	1	1	(IN)	(?)	Srisailasam TR, AP
2001	IN	skin (1), skeleton (5)	5	6	(IN)	(?)	Near Nagpur, MH
2001	IN	skins (2)	2	2	(IN)	(?)	Tirupur, TN
2001	IN	skin (1)	1	1	(IN)	(?)	Bhandara, MH
2001	IN	skin (1)	1	1	(IN)	(?)	Balaghat, MP

Year	Country	Seized Items	Min # Tigers	Max # Tigers	Country of origin/ transit	Destination	Seizure Site
2001	IN	skin (1)	1	1	(IN)	(?)	Adilabad, AP
2001	IN	skin (1)	1	1	(IN)	(?)	Aurangabad, MH
2001	IN	skin pieces	1	1	(IN)	(?)	Nagpur, MH
2001	IN	head (1), paws	1	2	(IN)	(?)	Sindewahi, MH
2001	IN	skin (1)	1	1	(IN)	(?)	Chamarajpet, KA
2001	IN	dead (1)	1	1	(IN)	(?)	Sawli, MH
2001	IN	skin (1)	1	1	(IN)	(?)	Chattarpur, MP
2001	IN	bones, claws	1	2	(IN)	(?)	Balaghat, MP
2001	IN	skin (1), bones, claws	1	3	(IN)	(?)	Mandla, MP
2001	IN	skins (2)	2	2	(IN)	(NP/CN)	Uttar Pradesh (Corbett TR)
2001	IN	skins (1)	1	1	(IN)	(?)	Kanha Tiger Reserve, Madhya Pradesh
2001	IN	skins (1)	1	1	(IN)	(NP/CN)	Kashipur, Uddamsingh Nagar, Uttarakhnad
2001	IN	skins (1), skulls (5)	5	6	(IN)	(?)	Kanha Tiger Reserve, Madhya Pradesh
2001	IN	skins (1), skulls (7)	7	8	(IN)	(?)	Kanha
2001	IN	dead (1)	1	1	(IN)	(?)	Kalady Range, Malayalloor Division, Kerala
2001	IN	skins (1)	1	1	(IN)	(?)	Jabalpur Area
2001	IN	skins (1)	1	1	(IN)	(NP/CN)	Jahar Colony Lahiripur (W.B.)
2002	IN	skin (2)	2	2	(IN)	(NP/CN)	Padrauna, Deoria, U.P.
2002	IN	skin (1)	1	1	(IN)	(NP/CN)	Canning Dockghat, W. Bengal
2002	IN	skin (2)	2	2	(IN)	(NP/CN)	Ranikhet, Almora, Uttaranchal
2002	IN	bones (10 kg)	1	1	(IN)	(NP/CN)	Haridwar, Uttaranchal
2002	IN	claws (36)	2	2	(IN)	(NP/CN)	Near Har ki Pauri, Haridwar, Uttaranchal
2002	IN	skin (1), bones (13 kg)	2	3	(IN)	(NP/CN)	Rudrapur, Uttaranchal
2002	IN	skin (1)	1	1	(IN)	(NP/CN)	Haldwani,, Uttaranchal
2002	IN	skin (1)	1	1	(IN)	(NP/CN)	Haridwar, Uttaranchal
2002	IN	skin (1)	1	1	(IN)	(NP/CN)	Basanti 24, Parganas, W. Bengal
2002	IN	skin (2)	2	2	(IN)	(NP/CN)	Munsi Line, Gairkata, Jalpaiguri, W. Bengal
2002	IN	skin (1)	1	1	(IN)	(?)	Farm at Sihora, Katni road, Ramnagar range, Madhya Pradesh
2002	IN	skin (2)	2	2	(IN)	(?)	Pali, Bilaspur, Chhattisgarh
2002	IN	skin (1)	1	1	(IN)	(?)	Balaghat, Madhya Pradesh
2002	IN	canines (12), claws (9), whiskers	3	5	(IN)	(?)	Bandhavgarh NP, Madhya Pradesh
2002	IN	skin (1)	1	1	(IN)	(?)	Raipur, Chhattisgarh
2002	IN	skin (1)	1	1	(IN)	(?)	Near Kanha NP, Madhya Pradesh

Year	Country	Seized Items	Min # Tigers	Max # Tigers	Country of origin/ transit	Destination	Seizure Site
2002	IN	skin (1)	1	1	(IN)	(?)	Kimapur, alaghat, Madhya Pradesh
2002	IN	skin (1)	1	1	(IN)	(?)	Rayagada forest div, Orissa
2003	IN	claws (10)	1	1	(IN)	(NP/CN)	Lucknow, U.P.
2003	IN	skin (1)	1	1	(IN)	(NP/CN)	Sealdah Railway Station, W.Bengal
2003	IN	skin (1), head (1)	1	2	(IN)	(NP/CN)	Nebesarai, Delhi
2003	IN	skin (1)	1	1	(IN)	(NP/CN)	Raidighi Paschim Kulti-24, Paragana, W.Bengal
2003	IN	skin (1)	1	1	(IN)	(NP/CN)	Pithoragarh near Khothila vill, Uttaranchal
2003	IN	skin (2)	2	2	(IN)	(NP/CN)	Mathurapur, distt. 24, Paragaon, W.Bengal
2003	IN	skin (2)	2	2	(IN)	(NP/CN)	24 Pargana distt. Near Bangladesh Border, W.Bengal
2003	IN	skin (1)	1	1	(IN)	(?)	Habibganj Gate,Bhopal railway Station, M.P.
2003	IN	skin (2)	2	2	(IN)	(?)	Kauthala, Kagaznagar,Adilabad, Andhra Pradesh
2003	IN	skin (1)	1	1	(IN)	(?)	Shajapur, M.P.
2003	IN	skin (1)	1	1	(IN)	(?)	Bamhori, M.P.
2003	IN	skin (1), skeleton (1)	1	2	(IN)	(?)	Bamhori, M.P.
2003	IN	bones (14 kg)	2	2	(IN)	(?)	Alapalli & Sironcha of Gadchiroli, Maharashtra
2003	IN	skin (1)	1	1	(IN)	(?)	Bina, M.P.
2003	IN	skin (1)	1	1	(IN)	(?)	Kunnur forest, Kerala
2003	IN	claws (20)	2	2	(IN)	(?)	Seegur Range, North Div, T. Nadu
2003	IN	skin (1)	1	1	(IN)	(?)	Asansol, Vardhman, W. Bengal
2003	IN	skin (1)	1	1	(IN)	(?)	Chikkadpally, Hyderabad, Andhra Pradesh
2003	IN	skin (1)	1	1	(IN)	(?)	Kasba 24, Pargana Distt, W. Bengal
2004	IN	claws (456)	26	26	(IN)	(NP/CN)	Kanpur, U.P.
2004	IN	skin (1)	1	1	(IN)	(NP/CN)	Banbasa, Indo-Nepal Border Uttaranchal
2004	IN	skin (1)	1	1	(IN)	(NP/CN)	Sadebad, Mahamaya Nagar, U.P.
2004	IN	skin (1)	1	1	(IN)	(?)	Bhelvedere Road, Alipore, Kol-27
2004	IN	claws	1	1	(IN)	(?)	Dy. C.F. Brahmapuri, Maharashtra
2004	IN	skin (1)	1	1	(IN)	(?)	Bengalore,
2004	IN	skin (1)	1	1	(IN)	(?)	Dy. C.F. Allapalli, Maharashtra
2004	IN	skin (1)	1	1	(IN)	(?)	Dy. C.F. Allapalli, Maharashtra
2004	IN	skin (1)	1	1	(IN)	(?)	Segur Range, Nilgiri North Forest division Tamil Nadu
2004	IN	skin (1)	1	1	(IN)	(?)	Sathyamangalam, Karnataka
2004	IN	skin (2)	2	2	(IN)	(?)	A tea stall on national highway, Farsagaon Range, North Kondagao Div, Bargaon, Cchattisgarh
2004	IN	skin (1)	1	1	(IN)	(?)	Bakuiwahi Narayanpur, Cchattisgarh
2005	IN	skins (2), skulls (2)	2	4	(IN)	(CN)	Jalandhar, Punjab

Year	Country	Seized Items	Min # Tigers	Max # Tigers	Country of origin/ transit	Destination	Seizure Site
2005	IN	skin	1	1	(IN)	(CN)	Tezpur, Assam
2005	IN	skin (1), bones (4.5 kg)	1	2	(IN)	(CN)	Jonai, Assam
2005	IN	bones (2 kg)	1	1	(IN)	(NP/CN)	Ramnagar, Uttarakhhand
2005	IN	skins (2)	2	2	(IN)	(NP/CN)	Patna, Bihar
2005	IN	bone, skins	1	2	(IN)	(NP/CN)	Ghaziabad, Uttar Pradesh
2005	IN	skin (1), bones (7 kg), canines (18)	5	7	(IN)	(NP/CN)	Bijnore, Uttar Pradesh
2005	IN	skin (1)	1	1	(IN)	(NP/CN)	Near Dudhwa National Park, Uttar Pradesh
2005	IN	skins (2)	2	2	(IN)	(?)	Kalyani Nagar, Pune, Maharashtra
2005	IN	skin (1)	1	1	(IN)	(?)	Coimbatore, Kerala
2005	IN	skin (1)	1	1	(IN)	(?)	Wayanad, Muthanga Wildlife Sanctuary, Kerala
2005	IN	skin (1)	1	1	(IN)	(?)	Mumbai, Maharashtra
2005	IN	skin (1), claws	1	2	(IN)	(?)	Periyar Tiger Reserve, Kerala
2005	IN	skin (1)	1	1	(IN)	(?)	Warangal, Andhra Pradesh
2005	IN	skin (1)	1	1	(IN)	(?)	Hyderabad, Andhra Pradesh
2005	IN	skin (1)	1	1	(IN)	(?)	Nagpur, Maharashtra
2005	IN	skin (1)	1	1	(IN)	(?)	Malda, West Bengal
2005	IN	skin (1)	1	1	(IN)	(?)	Gundalpet Bandipur Tiger Reserve, Karnataka
2005	IN	skins (2), jaw bones (10), canines (14), claws (3)	10	17	(IN)	(NP/CN)	West Delhi
2005	IN	skins (5)	5	5	(IN)	(?)	Rasuwaa district
2005	IN	dead (5)	5	5	(IN)	(?)	Panna tiger reserve
2006	IN	bones	1	1	(IN)	(CN)	Hozai Town, Assam
2006	IN	skins (3)	3	3	(IN)	(NP/CN)	Lucknow Uttar Pradesh
2006	IN	claws (3)	1	1	(IN)	(NP/CN)	New Delhi
2006	IN	claws (11), canines (2), head (1)	1	3	(IN)	(NP/CN)	New Delhi
2006	IN	skin (1)	1	1	(IN)	(NP/CN)	Aksashdeep Plaza, Jamshedpur, Jharkhand
2006	IN	skin (1)	1	1	(IN)	(NP/CN)	Balarampur district, Uttar Pradesh
2006	IN	skin (1), claws (14)	1	2	(IN)	(NP/CN)	New Jalpaiguri Rly Station, Kolkata, West Bengal
2006	IN	bones (30 kg), skeleton (1)	4	4	(IN)	(NP/CN)	Jaigaon, India Bhutan Border, West Bengal
2006	IN	skin (1)	1	1	(IN)	(NP/CN)	Alipurduar, West Bengal
2006	IN	skins (2), bones (1 kg)	2	3	(IN)	(NP/CN)	Rly. station, Pilibhit, Uttar Pradesh
2006	IN	bones (9 kg)	1	1	(IN)	(NP/CN)	Katarniaghat WL Sanctuary, Uttar Pradesh

Year	Country	Seized Items	Min # Tigers	Max # Tigers	Country of origin/ transit	Destination	Seizure Site
2006	IN	skins (2), teeth (2)	2	3	(IN)	(NP/CN)	New Delhi
2006	IN	skin (1)	1	1	(IN)	(NP/CN)	Jamshedpur, Jharkhand
2006	IN	skins (2)	2	2	(IN)	(?)	Jabalpur, Madhya Pradesh
2006	IN	skin (1)	1	1	(IN)	(?)	Bhanupratapur, Kanker, Chhattisgarh
2006	IN	skins (2), skulls	2	3	(IN)	(?)	Kothagiri, Tamilnadu
2006	IN	skins (2)	2	2	(IN)	(?)	Kothagiri, Tamilnadu
2006	IN	claws	1	1	(IN)	(?)	Air Force Station, Singanallur, Coimbatore
2006	IN	skin (1)	1	1	(IN)	(?)	Khandwa, Madhya Pradesh
2006	IN	skin (1)	1	1	(IN)	(?)	Mulahole, Bandipur TR, Karnataka
2006	IN	skins (4), claws (13)	4	5	(IN)	(?)	Adilabad, Hyderabad, Andhra Pradesh
2006	IN	skins (2)	2	2	(IN)	(?)	Jabalpur, Madhya Pradesh
2006	IN	skins (1)	1	1	(IN)	(?)	Jabalpur, Madhya Pradesh
2007	IN	skin (1)	1	1	(IN)	(CN)	Jonai, Assam
2007	IN	meat (40 kg)	1	1	(IN)	(NP/CN)	Kishenpur, Dudhwa National Park, Uttar Pradesh
2007	IN	claws	1	1	(IN)	(NP/CN)	Luxmi Nagar, Delhi
2007	IN	skin (1)	1	1	(IN)	(NP/CN)	Jhauparsa, Udham Singh Nagar, Uttarakhand
2007	IN	skin (1)	1	1	(IN)	(NP/CN)	Ghaziabad, Uttar Pradesh
2007	IN	skin (1), canines (1)	1	2	(IN)	(NP/CN)	Gorakhpur Kantt area, Uttar Pradesh
2007	IN	skins (3), bones (90 kg)	9	12	(IN)	(NP/CN)	Allahabad, Uttar Pradesh
2007	IN	skin (1)	1	1	(IN)	(?)	Melghat Tiger Reserve, Maharashtra
2007	IN	skin (1)	1	1	(IN)	(?)	Jarida Range, Melghat Reserve Madhya Pradesh
2007	IN	skin (1)	1	1	(IN)	(?)	Mannar Tirumalai Naicker Palace, Madurai, Maharashtra
2007	IN	skin (1)	1	1	(IN)	(?)	Kannur, Thiruvananthapuram, Kerala
2007	IN	skin (1)	1	1	(IN)	(?)	Kannur, Kerala
2007	IN	skin (1)	1	1	(IN)	(?)	Hanur, Kollegal, Chamarajanagar, Bangalore, Karnataka
2007	IN	skins (2)	2	2	(IN)	(?)	Palakkad division, Kazikode, Kerala
2007	IN	skin (1)	1	1	(IN)	(?)	Gopalnagar, Bhivandi, Maharashtra
2007	IN	skin (1)	1	1	(IN)	(?)	Kochi, Kerala
2007	IN	skin (1)	1	1	(IN)	(?)	Gundlepet taluk, Chamarajanagar, Karnataka
2007	IN	skin (1)	1	1	(IN)	(?)	Bhuvaneshwar, Orissa
2007	IN	skin (1)	1	1	(IN)	(?)	Johari Bajar, Ranganj, Jaipur, Rajasthan
2007	IN	skin (1)	1	1	(IN)	(?)	Koraput, Nowrangpur, Orissa
2007	IN	skins (2)	2	2	(IN)	(?)	Punchavayal, Mundakkayam, Kerala
2007	IN	paws (2), claws	1	2	(IN)	(?)	Sion, Mumbai, Maharashtra
2007	IN	claws	1	1	(IN)	(?)	Keregaon, Dhamtari district, Chhattisgarh

Year	Country	Seized Items	Min # Tigers	Max # Tigers	Country of origin/ transit	Destination	Seizure Site
2007	IN	skin (1)	1	1	(IN)	(?)	Mumbai-Ahmedabad Highway, Mumbai, Maharashtra
2007	IN	skins (3)	3	3	(IN)	(?)	Panvel Bus depot, Navi Mumbai, Maharashtra
2007	IN	skin (1)	1	1	(IN)	(?)	Pethikuttai, Coimbatore, Tamil Nadu
2007	IN	skin (1)	1	1	(IN)	(?)	Haliyal village & Hubli, Karnataka
2007	IN	skin (1)	1	1	(IN)	(?)	Mul-Nagpur Road, Chandrapur, Nagpur, Maharashtra
2007	IN	skins (1)	1	1	(IN)	(?)	Karnataka
2007	IN	dead (1)	1	1	(IN)	(NP)	Dudhwa Tiger Reserve, UP
2008	IN	skins (2), skeleton (1)	2	3	(IN)	(CN)	Swarghat, Himachal Pradesh
2008	IN	bones (3 pieces)	1	1	(IN)	(NP/CN)	Jaigaon, Alipuduar, West Bengal
2008	IN	teeth (3), claws (3), bone	1	3	(IN)	(NP/CN)	Kalagarh Dam Colony, Uttarakhand
2008	IN	skin (1)	1	1	(IN)	(NP/CN)	Bazpur, Udham Singh Nagar, Uttarakhand
2008	IN	skin (1)	1	1	(IN)	(NP/CN)	Widupur Market, Hazipur, Bihar
2008	IN	skins (2)	2	2	(IN)	(NP/CN)	Hathigawan, Sultanpur, Uttar Pradesh
2008	IN	skin (1)	1	1	(IN)	(NP/CN)	Riohua rivulet, Valmiki Reserve, Bihar
2008	IN	bones	1	1	(IN)	(NP/CN)	Bhinga Bus Stand, Baharaich, Uttar Pradesh
2008	IN	skin	1	1	(IN)	(NP/CN)	Barsora Border Outpost, Meghalaya
2008	IN	skin (1)	1	1	(IN)	(NP/CN)	Lucknow, Uttar Pradesh
2008	IN	skin (1)	1	1	(IN)	(NP/CN)	Govind Nagar, Mathura, Uttar Pradesh
2008	IN	skin (1)	1	1	(IN)	(NP/CN)	Sector-64, Noida, Uttar Pradesh
2008	IN	skins (2)	2	2	(IN)	(?)	Manjeshwar, Mangalore, Karnataka
2008	IN	skins (2)	2	2	(IN)	(?)	Mananthavady & Sulthan Bathery, Wayanad, Kerala
2008	IN	claws (3)	1	1	(IN)	(?)	Kodagu, Maidikeri, Karnataka
2008	IN	skin (1)	1	1	(IN)	(?)	Kochi, Kerala
2008	IN	skin (1), claws (3)	1	2	(IN)	(?)	Srimangala, Madikeri, Karnataka
2008	IN	skin (1)	1	1	(IN)	(?)	Chandrapur, Bus Stand, Nagpur, Maharashtra
2008	IN	dead (1)	1	1	(IN)	(?)	Sindewahi, North Chandrapur Forest Circle, Maharashtra
2008	IN	skins (2)	2	2	(IN)	(?)	Mangalapadavu junction, Puttur, Mangalore, Karnataka
2008	IN	skins (2)	2	2	(IN)	(?)	Mahasamund, Chhattisgarh
2008	IN	skin (1)	1	1	(IN)	(?)	Colaba, near Regal Cinema, Mumbai, Maharashtra
2008	IN	skin (1)	1	1	(IN)	(?)	Srinidhi Traders, Shivarampet, Mysore, Karnataka
2008	IN	skin (1)	1	1	(IN)	(?)	Kavungal, Mallapuram, Kerala
2008	IN	skin, canines, claws	1	3	(IN)	(?)	Ampara, Udupi, Karnataka
2008	IN	skin (1)	1	1	(IN)	(?)	Davangire, Chickmagalur, Karnataka
2008	IN	skins, claws	1	2	(IN)	(?)	Gangulpara ghat, Balaghat, Madhya Pradesh
2008	IN	skins (2)	2	2	(IN)	(?)	Mahasamund, Chhattisgarh

Year	Country	Seized Items	Min # Tigers	Max # Tigers	Country of origin/ transit	Destination	Seizure Site
2008	IN	skins (2)	2	2	(IN)	(?)	Bangalore
2008	IN	bones (17.5 kg)	2	2	(IN)	(?)	Gurgaon
2008	IN	skins (1)	1	1	(IN)	(?)	Uttarahalli
2008	IN	skins (2)	2	2	(IN)	(?)	Upparpet
2008	IN	dead (1)	1	1	(IN)	(?)	Kurchi village
2008	IN	skins (1)	1	1	(IN)	(?)	Munnar, Kerala
2008	IN	skins (1)	1	1	(IN)	(?)	Madhya Pradesh (Jabalpur)
2008	IN	bones (3 kg)	1	1	(IN)	(?)	Madhya Pradesh (Kanha TR)
2009	IN	canine	1	1	(IN)	(CN)	Barpeta Road and Pathsala, Barpeta, Manas, Assam
2009	IN	bone (1 piece)	1	1	(IN)	(CN)	Ratna Kuber, Paltan Bazar, Guwahati, Assam
2009	IN	skull pieces (4), paws (2), bones (16 kg)	2	4	(IN/MM)	(MM)	Vehicle Check Post, Bonyang, Manipur
2009	IN	skin (1)	1	1	(IN)	(NP/CN)	Ramnagar, Uttarakhand
2009	IN	skin (1), bone	1	2	(IN)	(NP/CN)	Biyaban, Nainital, Uttarakhand
2009	IN	bone (4.5 kg)	1	1	(IN)	(NP/CN)	Bhutan Gate, Indo-Bhutan border, Jaigaon, West Bengal
2009	IN	skin (1)	1	1	(IN)	(NP/CN)	Purba Gurguria, Kultali, South Pargana-24, West Bengal
2009	IN	skin (1)	1	1	(IN)	(NP/CN)	Mohan Nagar checkpoint, Ghaziabad, Uttar Pradesh
2009	IN	skin (1)	1	1	(IN)	(NP/CN)	Italgacha, Kolkata airport, West Bengal
2009	IN	skeleton (1)	1	1	(IN)	(NP/CN)	Agalmari-3 forest, between Jharkhali and Sandeshkhali, Sunderbans, West Bengal
2009	IN	skins (2), claws (5), bones	2	4	(IN)	(NP/CN)	Sonauli, Maharajganj, Uttar Pradesh
2009	IN	claw (1), meat	1	2	(IN)	(NP/CN)	Sonauli, Maharajganj, Uttar Pradesh
2009	IN	skin (1)	1	1	(IN)	(NP/CN)	Tulsipur, Balrampur, U.P.
2009	IN	skin (1)	1	1	(IN)	(?)	Katni, Madhya Pradesh
2009	IN	skin (1), bone	1	2	(IN)	(?)	Dewada, TATR, Nagpur, Maharashtra
2009	IN	claws (10), bones (2), canines (3)	1	3	(IN)	(?)	Ghot-Ghodpeth, Bhadravati, Karnataka
2009	IN	skin (1)	1	1	(IN)	(?)	21-pit area, Khammam, Andhra Pradesh
2009	IN	skin (1)	1	1	(IN)	(?)	Kalyan, Mumbai, Maharashtra
2009	IN	skin (1)	1	1	(IN)	(?)	Dindigul, Tamil Nadu
2009	IN	skin (1), claws	1	2	(IN)	(?)	Kothaguda, Hyderabad, Andhra Pradesh
2009	IN	skin (1)	1	1	(IN)	(?)	Dharmanakatte, Antharsanthe range, Nagarhole National Park, Karnataka
2009	IN	skin (1)	1	1	(IN)	(?)	Keri village, Sattari taluka, Mhadei WLS, Goa
2009	IN	skin (1)	1	1	(IN)	(?)	GBM Sanctuary, Andhra Pradesh

Year	Country	Seized Items	Min # Tigers	Max # Tigers	Country of origin/ transit	Destination	Seizure Site
2009	IN	skins (3)	3	3	(IN)	(?)	Tenkila, Puttur, Mangalore, Karnataka
2009	IN	skin (1)	1	1	(IN)	(?)	Pension Mohalla, Hassan, Karnataka
2009	IN	skin (1)	1	1	(IN)	(?)	Pandavapura railway station, Mandya, Bangalore, Karnataka
2009	IN	skin (1)	1	1	(IN)	(?)	Chellampalayam, Sathyamangalam, Erode, Tamil Nadu
2009	IN	skins (2)	2	2	(IN)	(?)	Bhavanisagar, Erode, T.N.
2009	IN	skin (1), bone (25 kg)	3	4	(IN)	(?)	Nagpur, Maharashtra
2009	IN	bones	1	1	(IN)	(?)	Nagarhole, Karnataka
2009	IN	skin (1)	1	1	(IN)	(?)	Hubli, Karnataka
2009	IN	skins (1)	1	1	(IN)	(?)	Kanker, Bastar region
2009	IN	dead (1)	1	1	(IN)	(?)	Bhanuskhindi
2009	IN	dead (9)	9	9	(IN)	(CN)	Kaziranga NP
2009	IN	skins (1)	1	1	(IN)	(?)	Tamil nadu
2009	IN	dead (1)	1	1	(IN)	(?)	Kanha NP
2009	IN	skins (1)	1	1	(IN)	(?)	Dindigul, Tamil Nadu
2009	IN	skins (1)	1	1	(IN)	(NP)	Balrampur District
2009	IN	dead (1)	1	1	(IN)	(?)	Nagarahole, Hunsur Karnataka
2009	IN	skins (2)	2	2	(IN)	(NP/CN)	Murshidabad
2009	IN	skins (1)	1	1	(IN)	(?)	Madyha Pradesh (Pench)
2009	IN	skins (2)	2	2	(IN)	(CN)	Orang, Assam
2009	IN	skins (1)	1	1	(IN)	(?)	Pandavapura Range, Mandya District Karnataka
2009	IN	skins (1)	1	1	(IN)	(?)	Panna
2009	IN	skins (1), claws (156)	9	10	(IN)	(?)	Pench Tiger Reserve
2009	IN	skins (1)	1	1	(IN)	(?)	Pench Tiger Reserve
2009	IN	skins (1)	1	1	(IN)	(NP)	Pilibhit
2009	IN	skins (1)	1	1	(IN)	(NP/CN)	West Bengal
2010	IN	dead (1)	1	1	(IN)	(?)	Dewada
2010	IN	dead (1)	1	1	(IN)	(CN)	Numuk district of Arumachal Pradesh
2010	IN	skins (1)	1	1	(IN)	(?)	Dharmapuri
2005	LA	dead (1)	1	1	(?)	(?)	Nam Phui
2005	LA	dead (2)	2	2	(?)	(?)	Nam Kan
2007	LA	dead (2)	2	2	(?)	(CN)	Phou Den Din
2007	LA	dead (3)	3	3	(?)	(CN)	Nam Ha
2008	LA	dead (1)	1	1	(?)	(CN)	Nam Xam
2008	LA	dead (1)	1	1	(?)	(?)	Xe Bang Nouan

Year	Country	Seized Items	Min # Tigers	Max # Tigers	Country of origin/ transit	Destination	Seizure Site
2008	LA	dead (1)	1	1	(?)	(?)	Xe Sap
2009	LA	dead (17)	17	17	(?)	(?)	Nam Et-Phou Louey
2009	MM	canines (4)	1	1	(?)	(?)	Mingalar Taung Nyunt Township, Yangon
2001	MY	bones (15 kg)	2	2	(MY)	(?)	Peninsular Malaysia
2001	MY	penis (5)	5	5	(MY)	(?)	Peninsular Malaysia
2001	MY	meat (1.5 kg)	1	1	(MY)	(?)	Peninsular Malaysia
2003	MY	bones (33.7 kg), claws (6), canine (4)	4	6	(MY)	(?)	Peninsular Malaysia
2003	MY	skull (1), claws (31), canine (10)	3	6	(MY)	(?)	Peninsular Malaysia
2005	MY	dead (1)	1	1	(MY)	(?)	Kampung Mentua
2005	MY	canine (1)	1	1	(MY)	(?)	Peninsular Malaysia
2005	MY	dead (1)	1	1	(MY)	(?)	Peninsular Malaysia
2007	MY	bones (2 kg)	1	1	(MY)	(?)	Peninsular Malaysia
2007	MY	bones (2 pieces)	1	1	(MY)	(?)	Peninsular Malaysia
2008	MY	dead (19)	19	19	(MY)	(?)	Johor
2008	MY	alive (2)	2	2	(MY)	(?)	Peninsular Malaysia
2008	MY	canine (1)	1	1	(MY)	(?)	Peninsular Malaysia
2009	MY	skins (5)	5	5	(MY)	(?)	Changlun Bukit Kayu Hitam Expressway, Kedah
2009	MY	dead (4)	4	4	(MY)	China	Peninsular Malaysia
2009	MY	bones (71 pieces), skull (1), claws (6), canines (7)	2	5	(MY)	(?)	Peninsular Malaysia
2009	MY	parts (3 kg)	1	1	(MY)	(?)	Jeli
2010	MY	dead (1)	1	1	(MY)	(?)	Ipoh
2001	NP	claws (359)	20	20	(NP/IN)	(?)	Nepal International airport
2002	NP	skins (1)	1	1	(NP/IN)	(?)	Mahendranagar, Kanchanpur
2004	NP	skins (1)	1	1	(NP/IN)	(?)	Rupauliya VDC-2, Nawalparasi
2004	NP	skins (2), skulls (1)	2	3	(NP/IN)	(?)	Kathmandu
2004	NP	skins (1)	1	1	(NP/IN)	(?)	Nepalgunj
2004	NP	skins (7)	7	7	(?)	(?)	Daklang
2004	NP	skins (2), bone pieces	2	2	(NP/IN)	(?)	
2005	NP	skins (1)	1	1	(NP)	(?)	Chitwan NP
2005	NP	skins (5), bones (113 kg)	12	17	(NP)	(?)	Chitwan NP
2005	NP	skins (1)	1	1	(NP)	(?)	Chitwan NP
2005	NP	skins (5), bones (113 kg)	12	17	(NP)	(?)	Langtang

Year	Country	Seized Items	Min # Tigers	Max # Tigers	Country of origin/ transit	Destination	Seizure Site
2006	NP	skins (1)	1	1	(NP/IN)	(?)	
2006	NP	bones (25)	1	1	(NP/IN)	(?)	Kathmandu Baudha
2006	NP	skins (7)	7	7	(NP/IN)	(?)	
2006	NP	skins (1)	1	1	(NP/IN)	(?)	Kathmandu
2006	NP	skins (2)	2	2	(NP/IN)	(?)	Birgunj
2007	NP	bones (12 kg)	2	2	(NP)	(?)	Chitwan District
2007	NP	skins (1)	1	1	(NP/IN)	(?)	Palung VDC Makwanpur District
2008	NP	skins (1)	1	1	(NP/IN)	(?)	Sertung, Dhading
2008	NP	skins (1)	1	1	(NP/IN)	(?)	Bhaidi, Dhading
2008	NP	skins (1)	1	1	(NP/IN)	(?)	Gangabu, Kathmandu
2008	NP	bones (41 kg)	5	5	(NP)	(?)	Sukla Phanta Wildlife Reserve
2008	NP	skins (2), bones (70 kg)	7	9	(NP)	(?)	Dhangadi, Kailali
2008	NP	skins (1), bones (34 kg)	4	5	(NP)	(?)	Attaria Kailali
2009	NP	skins (1)	1	1	(NP)	(?)	Bharatpur, Chitwan
2009	NP	bones (20 kg), skins (1)	2	3	(NP)	(?)	Chitwan, nawalparasi, gorkha, Gantok
2009	NP	skulls (1)	1	1	(NP)	(?)	Bharatpur, Chitwan
2009	NP	claws (16), skulls (1)	1	2	(NP)	(?)	Dahakhani, Chitwan
2009	NP	skins (1)	1	1	(NP)	(?)	Ratnanagar, Chitwan
2009	NP	skins (1)	1	1	(NP)	(?)	Chainpur, chitwan and Setung dhaging
2009	NP	skins (2)	2	2	(NP/IN)	(?)	Kathmandu
2009	NP	skins (1)	1	1	(NP/IN)	(?)	Bhaktapur
2009	NP	skins (2)	2	2	(NP/IN)	(?)	Baudha, Kathmandu
2009	NP	skins (1), bones (3kg)	1	2	(NP/IN)	(?)	Kalika village, Kanchanpur
2009	NP	skins (1)	1	1	(NP/IN)	(?)	Kohalpur, Banke
2010	NP	skins (1)	1	1	(NP/IN)	(?)	Samsarganj, Banke
2010	NP	skins (1)	1	1	(NP/IN)	(?)	Dhangadi, Kailali
2010	NP	bones (3 kg), skulls (2)	2	3	(NP)	(?)	Khata, Bardia
2010	NP	skins (1), bones (3 kg)	1	2	(NP/IN)	(?)	Laxmipur VDC, Kanchanpur
2000	RU	skeletons (3), skins (7)	7	10	(RU)	(CN)	
2001	RU	skeletons (1), skins (4)	4	5	(RU)	(CN)	
2002	RU	skeletons (10), claws (1), skins (11), dead (2)	13	24	(RU)	(CN)	
2003	RU	skeletons (6), skins (5), paws (4)	6	12	(RU)	(CN)	

Year	Country	Seized Items	Min # Tigers	Max # Tigers	Country of origin/ transit	Destination	Seizure Site
2004	RU	skeletons (6), skins (10), dead (3)	13	19	(RU)	(CN)	
2006	RU	skins (5), dead (2)	7	7	(RU)	(CN)	
2007	RU	dead (1)	1	1		(CN)	Primorskii Province
2007	RU	skins (3)	3	3	(RU)	(CN)	Primorskii Province
2007	RU	skeletons(3), skins (5), paws (8), dead (2)	7	12	(RU)	(CN)	
2008	RU	skeletons (1), skins (1)	1	2	(RU)	(CN)	
2009	RU	skeletons(2)	2	2	(RU)	(CN)	
2010	RU	skins (3)	3	3	(RU)	(CN)	
2004	TH	dead (1)	1	1	(TH)	(MM)	Chumphon Province
2004	TH	dead(1)	1	1	(TH)		Highway no. 222
2005	TH	dead (3)	3	3	(TH)	(LA)	Udon Thani
2005	TH	dead (1)	1	1	(TH)		Highway no. 4 Amphur Mueng Chumphorn
2006	TH	dead(1)	1	1	(TH)	(?)	Khong Waterfront, Bah Thon Tai, Mob 13
2006	TH	dead(1)	1	1	(TH)	(?)	Ban Kho Noi
2008	TH	dead (6)	6	6	(TH)	(LA)	Nong Khai
2008	TH	dead (6)	6	6	(TH)	(LA)	Nakhon Panom Province
2008	TH	dead (1)	1	1	(TH)	(?)	Songkhla Province
2008	TH	dead (2), bones (12 kg)	4	4	Malaysia	Vietnam	Bangkok
2009	TH	dead (6)	6	6	(TH)	(?)	Khub Pung
2009	TH	dead (2)	2	2	(TH)	(LA)	Nong Khai
2009	TH	dead (6)	6	6	(TH)	(?)	Bangkok
2009	TH	dead (4)	4	4	(TH)	(?)	Hua Hin, Prachuap Kiri Khan
2009	TH	dead (2)	2	2	(TH)	(?)	Pattani
2009	TH	dead (10)	10	10	(TH)	(?)	Prachuab Kiri Khan Province
2009	TH	dead (3)	3	3	(TH)	(?)	Pattani Province
2009	TH	dead (3)	3	3	(TH)	(LA)	Udon Thani Province
2009	TH	dead (4)	4	4	(TH)	(LA)	Nongkhai Province
2009	TH	live (1)	1	1	(TH)	(?)	Suvarnabhumi Airport
2010	TH	live (1)	1	1	Laos	Thailand	Chaiyaphums Ban Khwao district
2005	VN	skeleton (1)	1	1	Zuoi com Nam Giang	(?)	Quang Nam
2005	VN	skins (1)	1	1	(VN)	(?)	Thua Thien Hue
2006	VN	dead (1)	1	1	(VN)	(?)	Treu son - Thanh Hoa

Year	Country	Seized Items	Min # Tigers	Max # Tigers	Country of origin/ transit	Destination	Seizure Site
2006	VN	alive (1)	1	1	(VN)	(KH)	Ben Cat, Binh Duong
2006	VN	alive (1)	1	1	(VN)	(?)	Tien Giang
2007	VN	dead (2), skins(2), stuffed (1)	5	5	(VN)	(?)	Ha Noi
2007	VN	dead (1)	1	1	(VN)	(?)	Thu Le Animal Park Ha Noi
2007	VN	dead (1)	1	1	Laos	(?)	Ho Chi Minh
2008	VN	bones (36 kg)	4	4	(VN)	(?)	Nghe Am Ha Noi
2008	VN	dead (1)	1	1	(VN)	(?)	Hanoi
2008	VN	alive (2)	2	2	(VN)	(?)	Tan Treiu- Thanh Tri
2008	VN	dead (2)	2	2	(VN)	(?)	Tho Xuan - Thanh Hoa
2008	VN	dead (1)	1	1	(VN)	(?)	Gia Vien - Ninh Binh
2008	VN	dead (1)	1	1	(VN)	(?)	Thanh Xuan - Ha Noi
2008	VN	dead (1)	1	1	(VN)	(CN)	Quang Ninh
2008	VN	dead (4)	4	4	(VN)	(?)	Hanoi
2008	VN	alive (42)	42	42	(VN)	(?)	Binh Duong
2008	VN	alive (1)	1	1	(VN)	(?)	Ho Chi Minh
2008	VN	dead (1)	1	1	(VN)	(?)	Ho Chi Minh
2008	VN	dead (2)	2	2	(VN)	(?)	Gia Vien - Ninh Binh
2009	VN	parts (23 kg)	1	1	(VN)	(?)	Hanoi
2009	VN	bones (17 kg)	2	2	(VN)	(?)	Dong Da - Ha Noi
2009	VN	head (1), legs (4), tail (1), rib (1)	1	4	(VN)	(?)	Ninh Binh-Hanoi
2009	VN	dead (1)	1	1	(VN)	(?)	Dong Da - Ha Noi
2009	VN	bones (46 kg)	5	5	(VN)	(CN)	Quang Ninh
2009	VN	skins (2), canine (25)	7	9	(VN)	(?)	Ho Chi Minh
2009	VN	dead (2)	2	2	(VN)	(?)	Hanoi
2010	VN	dead (2)	2	2	(VN)	(?)	Ninh Binh Province

APPENDIX 2 Seizure data for eight Tiger range countries, 1 May 2010 to 4 September 2010

Year	Country	Seized items	min.# of tigers	max.# of tigers	Origin	Destination	Seizure site
2010	CN	bones (46 pieces)	1	1			
2010	ID	bones and skins from six tigers	6	6	Sumatra		Riau province
2010	ID	skin (1)	1	1	Taman Rimbo zoo, Jambi		
2010	ID	skin (1), skeleton (1)	1	1	Sumatra		Kerinci Seblat National Park
2010	IN	claw (1)	1	1	near Dudhwa forest reserve, 200 km from Lucknow		Uttar Pradesh's Lakhimpur district
2010	IN	skin (1)	1	1			Palar forests near Gopinatham on the Tamil Nadu border
2010	IN	skull and bones (20 kg)	2	2	Kaziranga National Park	China	Guwahati airport
2010	IN	paws (4)	1	1	Pench tiger reserve		
2010	IN	bones, skulls	2	2		China	Guwahati
2010	IN	skin (1)	1	1	Mandla forest circle in Madhya Pradesh close to the Chhattisgarh border		Chhattisgarh's Bilaspur town
2010	IN	skins (3), bones (75 kg)	8	11			Allahabad
2010	IN	claws (3), bones (20)	1	2	Kolsa range under the protected reserve in Vidarbha region		Tadoba-Andhari Tiger Reserve (TATR)
2010	IN	claws (30) canines (15) paws (2), skins (1)	4	8			Panchkula
2010	IN	skin (1)	1	1	Western Ghats		Sigur forest area near Anaikatty
2010	MY	claws (5)	1	1			a shop in Petaling Jaya
2010	MY	skin (1)	1	1	a neighbouring country		a house near Bakri
2010	NP	skin (1)	1	1	IN		Kathmandu
2010	NP	skin (1)	1	1			Bhaktapur
2010	RU	skins (2), bones	2	3	a tiger sanctuary near Kymen-Rybolov	China	Chinese border
TOTAL			40	50			

TRAFFIC, the wildlife trade monitoring network, works to ensure that trade in wild plants and animals is not a threat to the conservation of nature.

For further information contact:

The Executive Director

TRAFFIC International

219a Huntingdon Road

Cambridge CB3 0DL

UK

Telephone: (44) 1223 277427

Fax: (44) 1223 277237

Email: traffic@traffic.org

