


CLIMB

REGIONAL
AIRLINE
ASSOCIATION
ANNUAL REPORT
2022





Regional Airlines are the only source of air service at more than two-thirds of U.S. airports and provide important transborder links, playing an irreplaceable role in keeping North American travelers connected to the global air transportation network. This annual report presents 2021 data through the lens of 2022—where RAA is fighting harder than ever to preserve, protect, and rebuild these critical connections.

CONTENTS

THIS IS RAA 6

Our Team	6
Executive Committee and Board of Directors	7
A Note from RAA's CEO	8
A Note from RAA's Chairman of the Board	10

INDUSTRY STATISTICS 12

2021 At a Glance	14
Regional Airline Statistics 2011-2020	15
States with 75% or More Air Service by Regional Airlines	16
States with 50% or More Air Service by Regional Airlines	17

TRAFFIC, CAPACITY, & OPERATIONS 18

Airports with Regional Service	18
Airports with ONLY Regional Service	18
Average Load Factor	18
Service at U.S. Airports	19
Average Regional Passenger Trip Length	20
2021 Departures & Enplanements	20
Passengers Enplaned	21
Average Daily Departures	21

COMPARATIVE TRENDS IN U.S. PASSENGER AIRLINE SERVICE 22

Revenue Passenger Miles (RPMs)	22
Available Seat Miles (ASMs)	22
Average Seating Capacity	23
Average Passenger Trip Length	23

U.S. REGIONAL AIRCRAFT FLEET 24

Regional Aircraft Fleet Statistics At a Glance	24
RAA Member Airline Fleet	24
Composition of Regional Airline Fleet	25
Regional Airline Fleet Details (Fixed Wing)— Sorted by Airline	26
Regional Airline Fleet Details (Fixed Wing)— Sorted by Manufacturer	27

REGIONAL AIRLINE PARTNERSHIPS 28

ENPLANEMENTS & CORPORATE GROUPINGS OF TOP 50 U.S. REGIONAL AIRLINES 30

FAA CERTIFICATED ARMEN ANALYSIS 32

Airline Transport Pilot, Airplane Multi-Engine Land Pilots with Valid 1st Class Medicals by Age	32
Original Issuance ATP AMEL and R-ATP AMEL	33
Percentage of Original Issuance ATP AMEL with Restricted Privileges	33
Full-time Equivalent Employees of the 10 Largest Regional Airlines	34

SAFETY 36

Safety Record of U.S. Air Carriers Operating Under 14 CFR 121, Scheduled Service	36
Safety Record of U.S. Air Carriers Operating Under 14 CFR 135, Commuter Operations	37

U.S. AIRPORTS & REGIONAL SERVICE 38


Top 50 U.S. Airports Ranked by Total Scheduled Departures in 2021	40
U.S. Airports Served Exclusively by Regional Airlines	41
Top 50 U.S. Airports for Regional Departures	42
Shortest & Longest Regional Routes (Contiguous 48)	44
Regional Airline Transborder Service	44
Passenger Service in U.S. by State	45

DIRECTORIES 68

RAA Airline Member Directory	70
Associate Member Council Directory	74
A Note from RAA's Associate Member Chair	76
2021 Regional Airline Association Scholarship Winners	77
Associate Members Index (Listed Alphabetically)	78
Associate Members Index (by Category)	79
Associate Members	80

REFERENCE 99

U.S. Part 135/Part 121 Certificated Air Carriers	99
U.S. Airport Codes	100



THIS IS RAA

OUR TEAM



FAYE MALARKEY BLACK
PRESIDENT & CEO



NOBUYO REINSCH
VICE PRESIDENT,
AVIATION SAFETY & SECURITY



JENNIFER IVERSEN
VICE PRESIDENT,
AVIATION OPERATIONS
& REGULATORY AFFAIRS



DREW JACOBY LEMOS
SENIOR DIRECTOR,
GOVERNMENT AFFAIRS



MICHELLE CRAVEZ
MANAGER OF MEMBERSHIP,
OPERATIONS AND EVENTS



SHARON SMITH-PROSPER
EXECUTIVE ASSISTANT

EXECUTIVE COMMITTEE



DION FLANNERY
Chair
PSA Airlines



RICK LEACH
Immediate Past Chair
Trans State Holdings/GoJet Airlines



CHIP CHILDS
Vice Chair
SkyWest, Inc.



BRYAN BEDFORD
Executive Cmte. At-Large
Republic Airways



TIM KOMBEREC
Treasurer
Empire Airlines



LINDA MARKHAM
Executive Cmte. At-Large
Cape Air

BOARD OF DIRECTORS

ROBERT BINNS
Air Wisconsin Airlines

JOE SPRAGUE
Horizon Air

ERIC MORGAN
Piedmont Airlines

JOHN SULLIVAN
CommuteAir

STEVE LINTHWAITE
Jazz Aviation

ROB MCKINNEY
RAVN Alaska

JIM GRAHAM
Endeavor Air

JONATHAN ORNSTEIN
Mesa Airlines

STEVEN ROSSUM
Silver Airways

PEDRO FABREGAS
Envoy Air

WILLIAM BENDOKAS
New England Airlines

CONFERENCE TEAM

DIANA LUNDIE
Exhibit Sales & Sponsorship

SARA HAUKAP
Conference Manager

ANNUAL REPORT PRODUCTION

CONTRAST & CO.
Design and Layout

JENNIFER SUNDERMAN
Data Preparation

 A NOTE FROM RAA'S CEO:

COURAGE TO CLIMB.



Regional aviation is the fertile soil from which air travel grows. It begins with passengers connecting to a larger hub; business travelers needing an efficient pathway to an important meeting, or leisure travelers connecting internationally for a honeymoon. We help communities grow and realize their potential by accessing the global transportation system. We help people as they travel to grow their businesses. We help goods flow from medium and small markets to places with great demand. We also fly seeds to the small-town farmer to start the process again.

One of my most memorable moments this year was interviewing RAA's Scholarship awardees. A young woman from Alaska, now a first-generation college student, flew her first bush plane at age five and dreams of flying the coast of Alaska for an RAA member. Another young woman from South Florida, inspired by her military pilot grandfather, earned her pilot's license before she went to college. The next generation of aviation leaders are arriving soon, and we need to provide a better pathway for them.

It has never been more important to help young people access aviation careers, nor to protect air service to the communities they will eventually help to connect. As we look back at the early recovery of 2021, we know that recovery did not continue evenly. Today, the critical role of regional aviation has

been laid bare, as travelers return to the sky, only to find less air service and a more complicated travel experience in front of them.

The pilot shortage we warned of for years is now a household term as air service losses and market exits make headlines each month. New pilot qualifications, constrained by pandemic forces in 2020 and 2021, ticked up in 2022 but remain below need. Yesterday's pilot shortage has even introduced today's particularly pronounced Captain shortage, a problem so deep it could slow the hiring of First Officers, who can't fly without Captains. All while the shortage **worsens**; nearly half of today's qualified pilots are within 15 years of mandatory retirement.

Regional airlines offer many pilots their career start and recruit from a pipeline that has been inadequate for years. This challenge for our sector is bad news for our country. Eleven states receive at least 75% of their scheduled passenger air service from regional airlines, while another 18 states receive at least 50%. That totals 39 states – most of the country. These airports, located in rural communities and smaller downtowns, have too few passengers traveling to fill larger aircraft. When larger aircraft can be used at all, they fly less frequently, to fewer destinations.

In 2020, 43% of US departures were operated by regional airlines. In 2021, 40.6%. Even as regionals' departure share dropped, the number of airports receiving their only air service from regional airlines jumped – from 63% in 2018 to 66% in 2020 and 67.2% in 2022. Together, these measures show a decline in overall connectivity, which has continued to worsen. By October 2022, 76% of all US cities with air service saw a decline in flights compared with the same time in 2019. Communities losing service lost an average of one in three flights, with far worse losses at smaller airports.

Are lawmakers paying attention?

Today, more than 500 regional aircraft are parked, without pilots to fly them. Communities are fighting to keep or rebuild air service. Small business owners are unable to take an efficient business trip due to limited air service, long layovers or no connections at all. Vital pieces of the economy are suffering with fewer flights. Human organ transplants need a speedy route to the person waiting, and critical machine parts require an overnight trip to repair an idled factory. People from all walks of life are forced to drive hours to a city with air service because there are too few pilots to take them by air. Meanwhile, talented, aspiring pilots, without \$200,000 to finance flight training, cannot enter the career, because student loans are not geared to

provide equitable access to aviation careers. How do we help that young woman who wants to play an important role in Alaska's vital aviation network?

Reasonable minds can disagree about the best way to support our shared future, but inaction is unacceptable. Big problems require big solutions and finding the consensus to move them forward can feel like a long, hard climb. But climb we must. Regional airlines will continue to take every step to support aviation's current and future workers. But we cannot solve contributing policy problems, alone.

Policymakers, take heed. Action is overdue, and we need your leadership and courage today. Together, we need to move heaven and earth to make it easier for aspiring pilots from all backgrounds to access affordable, high-quality training. We need to bring forward legislation to allow the next generation of pilots and mechanics to obtain student loans and grants. We can explore indexing the pilot retirement age to social security (67), while promoting flow programs and other investments in pilots already in the pipeline.

Small communities are waiting for safe solutions to solve the urgent pilot shortage and help return air service they desperately need. Regional airlines are waiting for lawmakers to take the crisis seriously and join us in action. Together we can resolve the pilot shortage and establish better pathways that allow the next generation to pilot our future. The time to act is now.



FAYE MALARKEY BLACK

President and CEO
Regional Airline Association

A NOTE FROM RAA'S CHAIRMAN OF THE BOARD

CONTRADICTION AND RESOLUTION IN THE PANDEMIC RECOVERY ERA



Travel is a rich and human experience; one that evokes anticipation, excitement and fulfillment—emotions that were held in abeyance for a very long time during the pandemic. Today, the ravages of the pandemic edge smaller in our rear view as the sights and sounds of crowded airport lobbies are returning. Merchants and vendors are open for business and their shelves are becoming fully stocked once more. One cannot help but feel satisfaction and relief; although forever changed in some ways, our lives have been restored to the familiar and expected experiences we once feared lost. As 2022 closes amidst these reassuring signals, we cannot ignore the contradiction our industry now faces.

The airline industry and the people it serves have shown incredible resilience, from the travelling public to the thousands of professionals that work to deliver a safe and reliable aviation experience thousands of times each day. Demand for domestic US travel is incredibly robust. Travel trends were changed by the pandemic and are still evolving. Many questions remain. Will remote work policies at most U.S. companies that enables blended itineraries remain? Or will companies revert to in-office requirements, as some have begun doing? When, and to what extent, will corporate travelers return to the skies? While uncertainty remains on these and other matters, other, observable shifts are underway and more passengers are blending personal and business travel into the same itineraries. New patterns, accentuated by longer travel duration and more evenly distributed travel days

have benefitted both passengers and airlines. Load factors on peak days have moderated slightly, but loads and yields have risen on off-peak days. This adds up to better revenue generating capability, less overcrowding, and an overall, much-needed buffer zone for customer service recovery should weather and other disruptions occur.

On the other hand, under the weight of the pilot shortage – returning more ferociously than ever – the commercial travel system in the United States is extraordinarily constrained. So constrained, mainline carriers are still using future tense verbs when describing the full restoration of pre-pandemic service levels despite furious efforts to hire tens of thousands of employees in record time. For too many regional carriers, that recovery milestone has moved further away, threatening never to be

reached. It is now abundantly clear that the pilot shortage is real and wreaking substantial damage to our industry, our teams of professionals, and passengers in the communities we serve. Parked aircraft, rising costs, and lower efficiencies compound the issues regional operators and our customers face. This has brought fewer flights, less choice, more inconvenience, and higher fares.

Our communities deserve better, and for the last decade pre-Covid, had grown used to better. They witnessed growth in daily frequencies to existing cities, the introduction of service to new cities, higher completion rates and more on-time arrivals. The pilot shortage has put several well-built regional airlines completely out of business and caused each of the remaining carriers to shrink. Communities, who have already endured profound losses, know more threat lies ahead. Already, they have seen the complete loss of passenger air service in 14 cities and know 324 airports have lost, on average, 31% of the flights they had before the pandemic.

The RAA will play a role in advancing meaningful solutions, not only as an advocate for the industry and its varied members, but for the communities we serve. A strong connection to business leaders, development coalitions, and elected officials enables objective discussions about the shape of air service today and the threat of further losses. Part of that strong connection comes from seeing and learning more about the RAA's indefatigable commitment to advancing aviation safety. This is often quiet work, at times it goes unnoticed, yet it plays an important role in helping all regional carriers improve the margin of safety. Through its various safety and operations counsels and committees and through important safety summits like Infoshare, the Association facilitates critical information sharing, discussion and reinforcement of values

that lead to a safer, and healthier regional airline industry. A growing familiarity with that commitment has earned the trust of communities, who want to preserve not only their well-earned air service but the advanced level of safety today's regional carriers possess.

Solving a problem with variables on both sides of the equation is difficult, but not impossible. We have sophisticated aircraft, talented professionals, and a shared drive and commitment to align air service capacity with our country's growing need for it. However, if we continue to allow a severe pilot shortage to be part of the equation, we will continue to get a contradiction – where aviation is very much in demand, but a devastating pilot shortage stands in the way of meeting that demand. Our communities are losing today and stand to lose more tomorrow in the absence of solving the problem.


Fortunately, there are ways to address this contradiction, but the divided debate must stop. All stakeholders—industry, labor, and lawmakers—must be ready to objectively address the issues. We have an abundance of data and it is time to use it together to find a better path forward. The advancements in technology as well as Safety Management Systems over the past decade serve as golden opportunities to enhance training quality and safety, all while opening the career path to more young people who cannot access the career today.



DION FLANNERY

RAA Chairman and President
and CEO, PSA Airlines, Inc.

INDUSTRY STATISTICS



2021 AT A GLANCE

67%

of U.S. airports with scheduled passenger air service get their **ONLY** source of air service from regional airlines.

41%

of scheduled passenger departures were operated by U.S. regional airlines.



REGIONAL AIRLINE STATISTICS 2012-2021

	2012	2013	2014	2015	2016	2017	2018	2019	2020	2021
U.S. Regional Certificated Carriers	66	63	65	64	67	65	66	66	62	59
Departures Completed (millions)	4.46	4.34	4.11	3.87	3.81	3.68	3.86	3.81	2.34	2.97
Average Daily Departures	12,209	11,898	11,260	10,613	10,452	10,081	10,571	10,447	6,424	8,138
Average Seating Capacity	56	56	58	61	62	64	63	64	65	66
Passengers Enplaned (millions)	161.34	159.13	157.56	156.56	154.92	153.29	159.06	165.17	73.28	123.24
Average Passenger Trip Length (miles)	469	471	477	478	488	487	489	495	502	507
Average Load Factor	78.01%	78.33%	79.94%	80.55%	79.56%	78.78%	79.37%	79.88%	58.40%	73.03%
Fleet Flying Hours (thousands)	4,853	4,782	4,522	4,302	4,255	4,137	4,346	4,389	2,676	3,460
Revenue Passenger Miles (billions)	75.60	74.94	75.11	74.75	75.46	74.49	77.80	81.70	36.75	62.41
Available Seat Miles (billions)	96.90	95.67	93.95	92.80	94.84	94.55	98.02	102.27	62.93	83.19

Source: Analysis of Bureau of Transportation Statistics, Air Carrier Statistics Form 41 Traffic: T-100 Segment (U.S. Carriers Only)



REGIONAL AIRLINES PROVIDE

75%
OR MORE

of the air service
in these states:

- Vermont (93.38%)
- West Virginia (91.12%)
- North Dakota (87.64%)
- Alaska (87.63%)
- South Dakota (84.60%)
- Mississippi (81.99%)
- Kansas (81.63%)
- Alabama (81.01%)
- Arkansas (80.85%)
- Maine (78.98%)
- Iowa (77.99%)





REGIONAL AIRLINES PROVIDE

50%
OR MORE

of the air service
in these states:

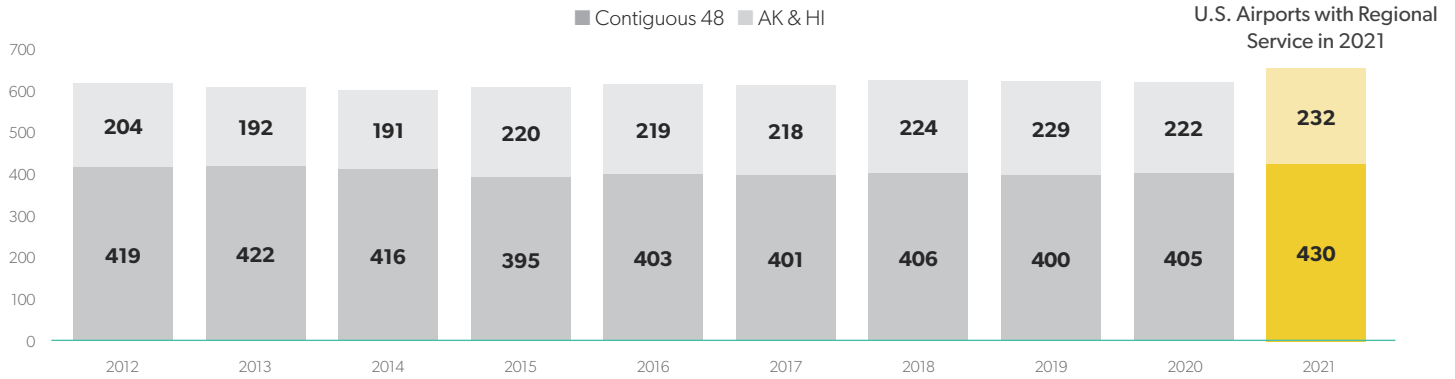
- Montana (72.72%)
- Idaho (72.72%)
- New Hampshire (68.93%)
- Rhode Island (67.12%)
- Wisconsin (66.73%)
- Wyoming (63.96%)
- New Mexico (62.71%)
- Kentucky (60.19%)
- Nebraska (59.68%)
- Indiana (59.04%)
- Pennsylvania (58.96%)
- Utah (58.40%)
- Michigan (57.48%)
- South Carolina (56.64%)
- Oklahoma (55.27%)
- North Carolina (54.52%)
- Oregon (54.17%)
- Ohio (51.91%)



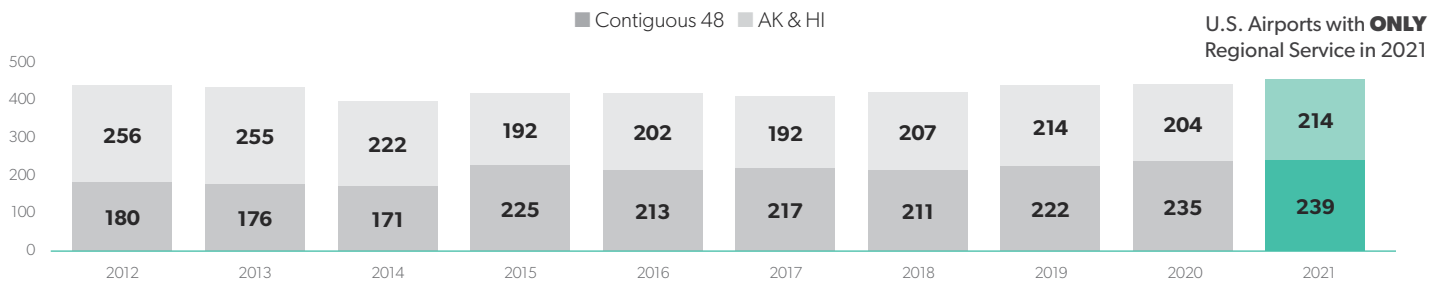
TRAFFIC, CAPACITY, & OPERATIONS

Source: Years 2012–2020 reflect values reported in previous annual reports; 2021 data retrieved from OAG Schedules Analyser.

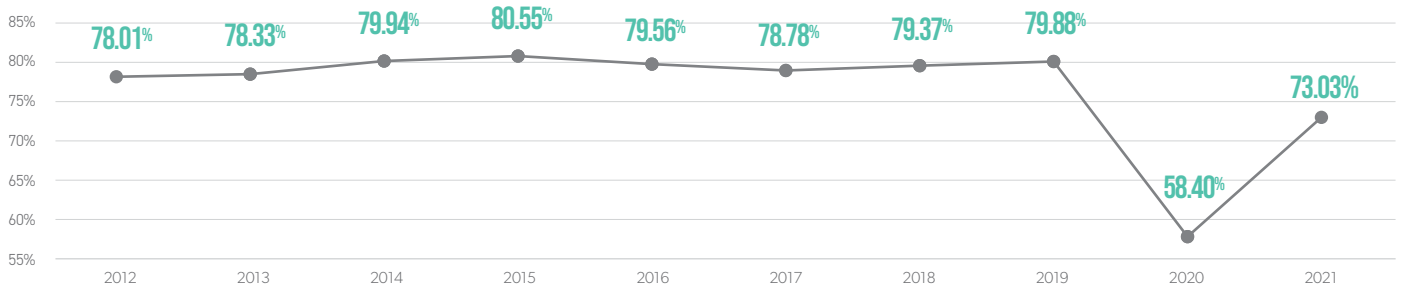
AIRPORTS WITH REGIONAL SERVICE




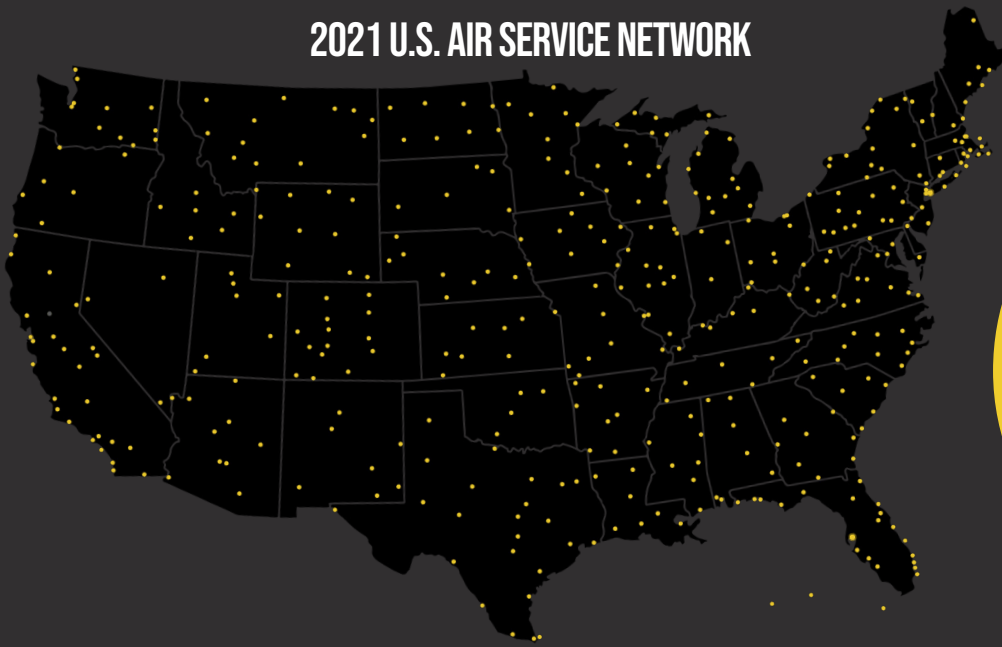
AIRPORTS WITH ONLY REGIONAL SERVICE



AVERAGE LOAD FACTOR



2021 U.S. AIR SERVICE NETWORK

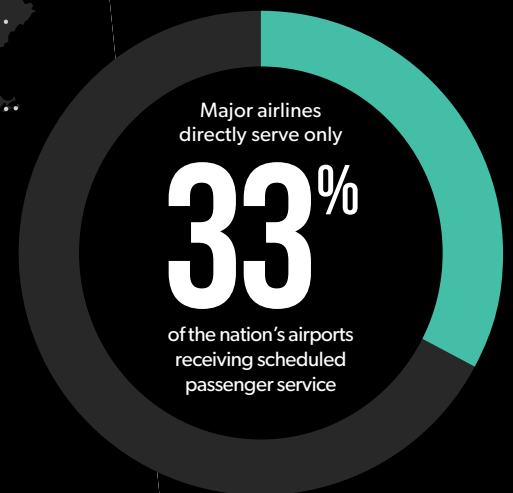


SERVICE AT U.S. AIRPORTS


Major network carriers serve only one-third of the country directly. Everywhere else, passengers rely on regional airlines to connect to hub airports and beyond. When regional airlines contract, this air service is diminished. Air service lost when regional airlines contract is rarely replaced by larger airlines. In those instances where larger mainline equipment can be used, this swap often comes with lost frequency, destination options, or both. The map above shows the entire U.S. air service network in 2021, while the map below shows only the U.S. air service network **WITHOUT** regional airlines.

It has never been more important to protect healthy, safe and reliable regional air service to every corner of the country. Here at RAA, we will never stop fighting for that.

U.S. AIR SERVICE NETWORK WITHOUT REGIONAL AIRLINES



AVERAGE REGIONAL PASSENGER TRIP LENGTH

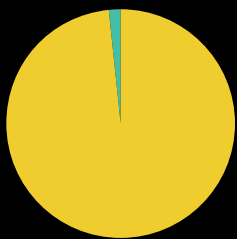


2021 DEPARTURES & ENPLANEMENTS

■ RAA Regional Airlines
 ■ Non-RAA Regional Airlines
 ■ Non-Regional Airlines

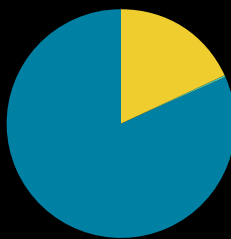
REGIONAL ENPLANEMENTS

■ 98.6%
 ■ 1.4%



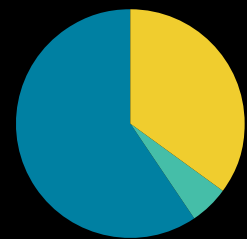
INDUSTRY ENPLANEMENTS

■ 18.1%
 ■ 0.3%
 ■ 81.6%

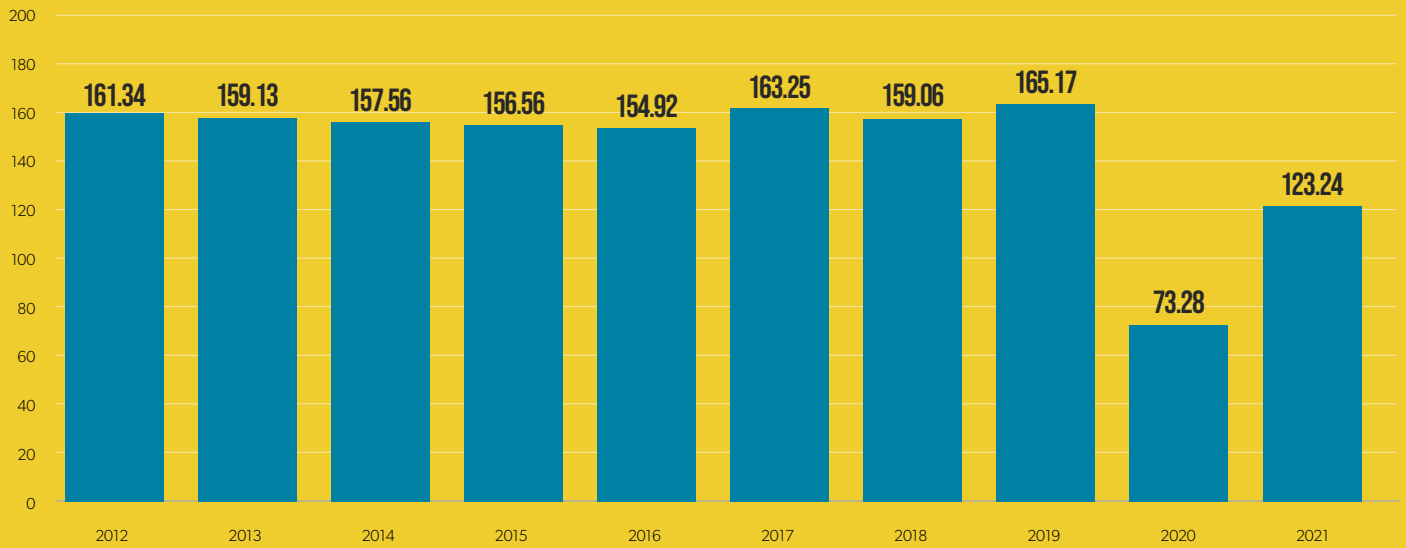


INDUSTRY DEPARTURES

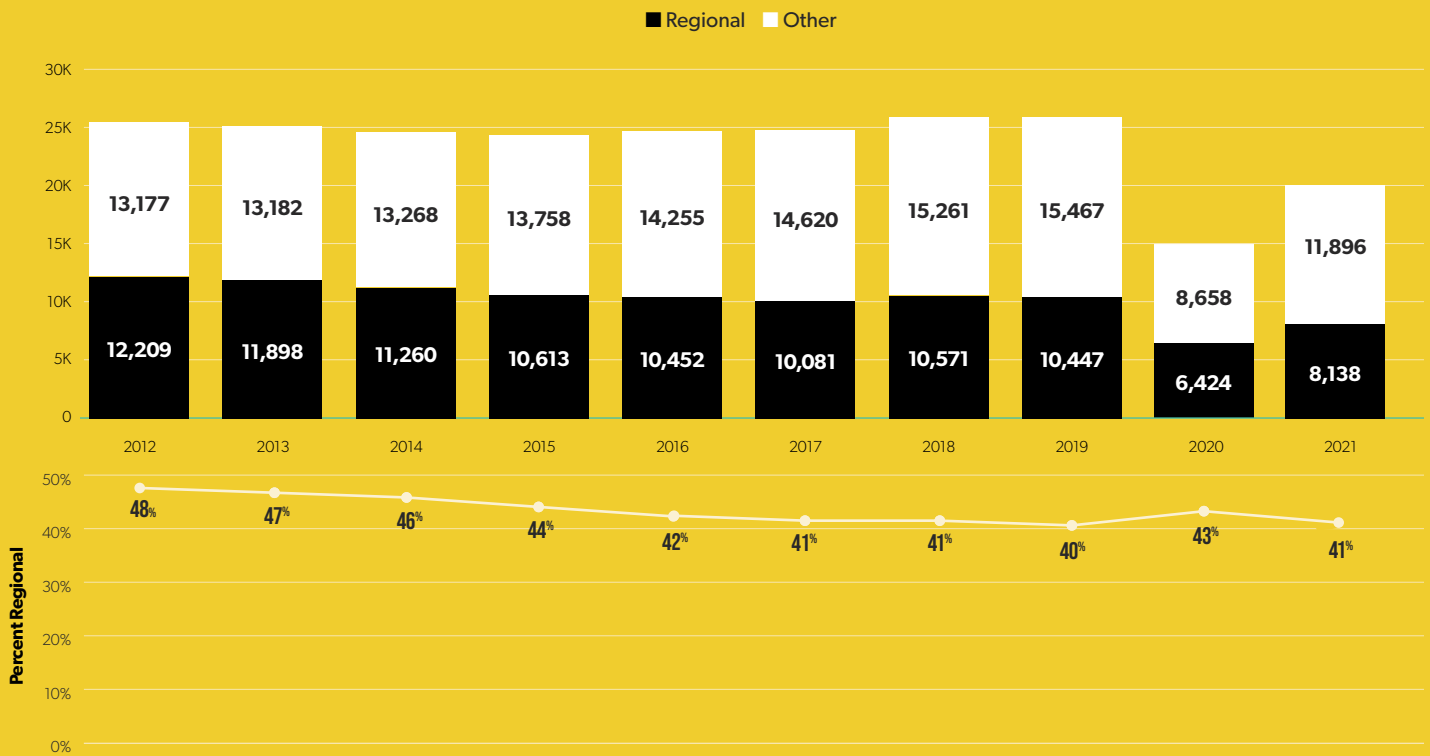
■ 35.2%
 ■ 5.4%
 ■ 59.4%



PASSENGERS ENPLANED (MILLIONS)



AVERAGE DAILY DEPARTURES

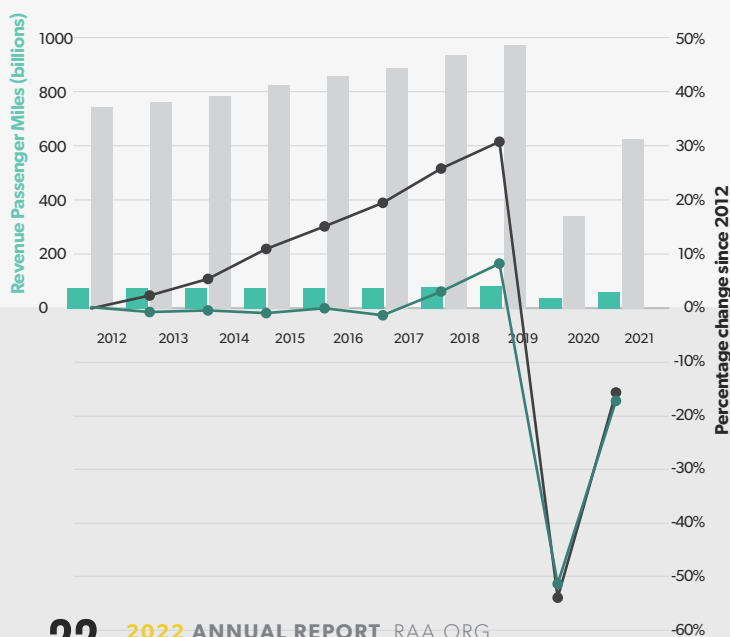


Source: Analysis of Bureau of Transportation Statistics, Air Carrier Statistics Form 41 Traffic: T-100 Segment (U.S. Carriers Only)



COMPARATIVE TRENDS IN U.S. PASSENGER AIRLINE SERVICE

REVENUE PASSENGER MILES (RPMs) - BILLIONS

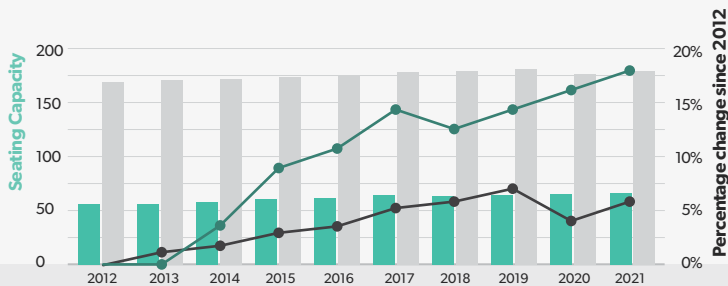


AVAILABLE SEAT MILES (ASMs) - BILLIONS





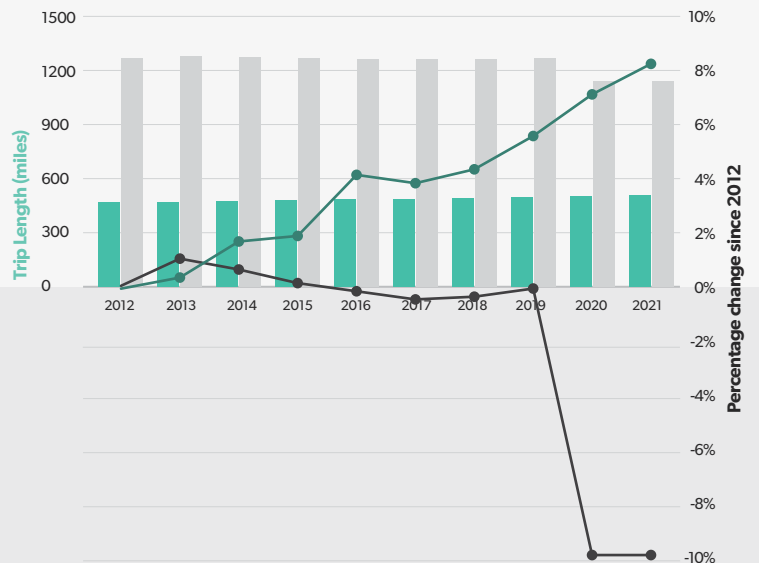
AVERAGE SEATING CAPACITY



- Regional Airlines
- Non-Regional Airlines
- % Change Regional Airlines vs. 2012
- % Change Non-Regional Airlines vs. 2012

Source: Analysis of Bureau of Transportation Statistics, Air Carrier Statistics Form 41 Traffic: T-100 Segment (U.S. Carriers Only)

AVERAGE PASSENGER TRIP LENGTH



U.S. REGIONAL AIRCRAFT FLEET

REGIONAL AIRCRAFT FLEET STATISTICS AT A GLANCE



1,852

Total RAA member operated aircraft.



1,641

RAA member aircraft comprised of jets (89.4%).



211

RAA member aircraft comprised of non-jets (10.6%).



66

Average seating capacity aboard regional aircraft compared to 10 years ago (56).



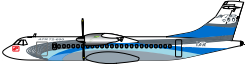















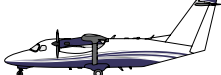
+18%

Increase in seating capacity from 2012 to 2021.

Source: RAA Member Airline fleet reports; RAA Analysis of Bureau of Transportation Statistics, Air Carrier Statistics Form 41 Traffic: T-100 Segment (U.S. Carriers Only)

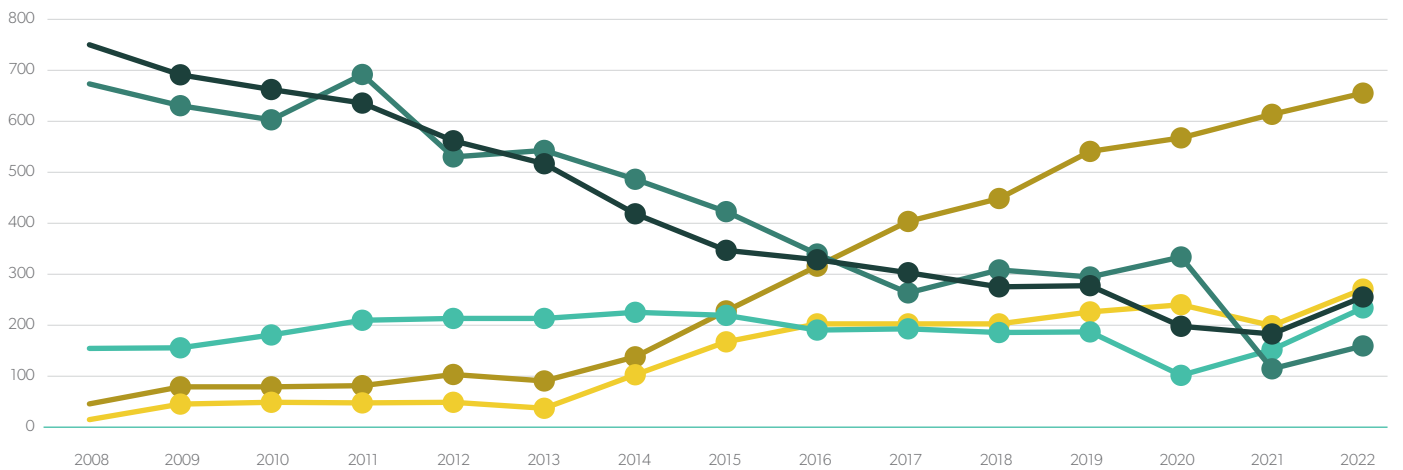
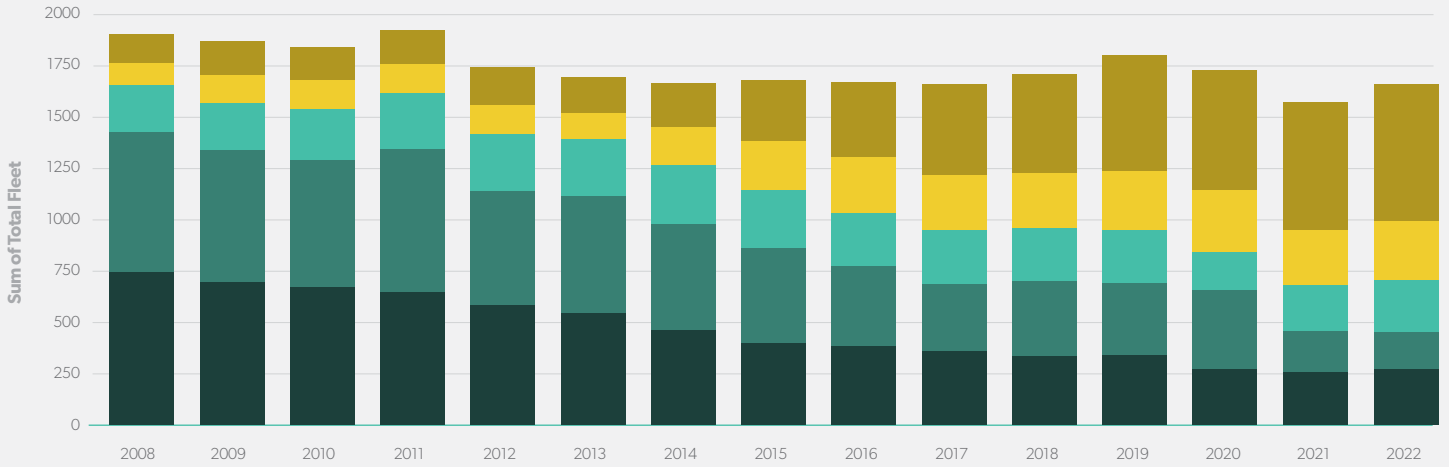
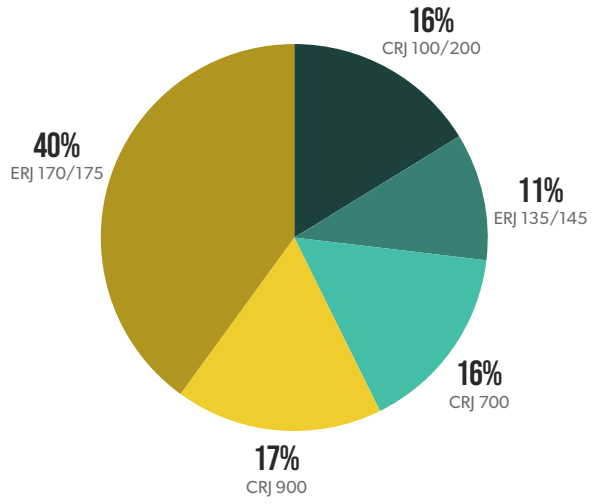
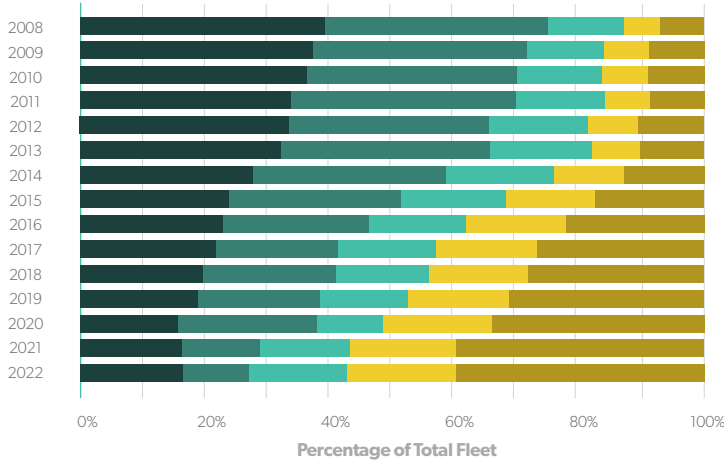
RAA MEMBER AIRLINE FLEET

Source: RAA Airline Member Fleet Reports

ATR	Bombardier	Britten-Norman	Embraer	Piper
ATR-42 	CL-600-2B19 aka "CRJ-200" 	BN-2 aka "Islander" 	ERJ-170/175 aka "E170/E175" 	PA-28 aka "Cherokee" 
ATR-72 	CL-600-2C10 aka "CRJ-700" 	Cessna	EMB-145 aka "ERJ-145" 	PA-28 aka "Cherokee" 
	CL-600-2D24 aka "CRJ-900" 	CE-402 		Tecnam
	DHC-8-100/200/300 aka "Dash 8" 	CE-208 aka "Caravan" 		Tecnam P2012 Traveller 
	DHC-8-402 aka "Q400" 	CE-207 aka "Skywagon" 		
		CE-408 aka "SkyCourier" 		

COMPOSITION OF REGIONAL AIRLINE FLEET (SELECT AIRCRAFT)

■ CRJ 100/200
 ■ ERJ 135/145
 ■ CRJ 700
 ■ CRJ 900
 ■ ERJ 170/175



REGIONAL AIRLINE FLEET DETAILS (FIXED WING)—SORTED BY AIRLINE

TOP 50 U.S. AIRLINES AS OF 2021 (DEPARTURES)

*Fleet data current as of July 2022

RAA Member Airlines shown in **bold**.

Operator	Aircraft Fleet	Total
SkyWest	ERJ-170-200LR(161), CL-600-2B19(140), CL-600-2C10(114), ERJ-170-200LL(62), CL-600-2D24(44)	521
Republic Airways	ERJ-170-200LR(165), ERJ-170-100SE(46), ERJ-170-100SU(10), ERJ-170-100LR(6)	227
Endeavor Air	CL-600-2D24 (109), CL-600-2B19 (59), CL-600-2C10 (18)	186
Envoy Air	ERJ-170-200LR(98), EMB-145-LR(50), ERJ-170-100(7)	155
Mesa Airlines	ERJ-170-200LR(80), CL-600-2D24(64)	144
PSA	CL-600-2D24(69), CL-600-2C10(61)	130
Cape Air	CE-402-C(68), P2012 Traveller(30), BN-2-B20(4)	102
Air Wisconsin	CL-600-2B19(64)	64
CommutAir	EMB-145-XR(64)	64
Piedmont Airlines	EMB-145-LR(53)	53
Horizon	ERJ-170-200LR(30), DHC-8-402(22)	52
Empire Airlines	CE-208-B(36), ATR-72-212(6), ATR-42-300(5), ATR-42-320(3), ATR-72-600F(1)	51
Gojet	CL-600-2C11(67)	67
Key Lime Air Corporation	SA-227(18), DO-328-300(10), SA-226-TC(8), EMB-145-LR(5), EMB-120-ER(1), LR-24-B(1)	43
Grant Aviation	CE-208-B(25), CE-207-A(11), PA-31-350(4), BE-200-200(2)	42
Southern Airways Express / Sun Air Express LLC dba Sun Air International	CE-208-B(30), BE-200-200(3), PA-31-350(2), SAAB-340B(2), CE-550(1), P2012 Traveller(1)	39
Bering Air Inc.	CE-208-B(15), BE-1900-D(4), BE-200-200(4), PA-31-350(4)	27
Boutique Air	PC-12-47(26)	26
Wright Air Service, Inc.	CE-208-B(17), PA-31-350(4), CE-206-U206F/G(2), BE-36-A36(1)	24
Ryan Air f/k/a Arctic Transportation	CE-207-A(11), C-212-CC(6), CE-208-B(3), SF-340-A(2), PC-12-45(1)	23
Kenmore Air Harbor	DHC-2-MKI(10), DHC-2-MKII(10), CE-180-K(2)	22
ADVANCED AIR, LLC	PC-12-47E(8), BE-300-B300(7), BD-100-1A10(2), DO-328-300(2), LR-45-45(1)	20
Tradewind Aviation	PC-12-45(16), CE-525-525B(3)	19
Silver Airways	ATR-42-600(8), ATR-72-500F(5), ATR-72-600F(4)	17
Tropic Ocean Airways LLC	CE-208-B(15), CE-206-U206F/G(1)	16
Paklook Air dba Yute Air	CE-207-207(12), PA-32-300(2), CE-172-M(1)	15
Kalinin Aviation LLC d/b/a Alaska Seaplanes	CE-208(9), DHC-2-MKI(3), CE-206(2)	14
Star Marianas Air	PA-32-300(9), PA-31-350(5)	14
40-Mile Air	PA-18(6), CE-206(4), CE-185-B(1), CE-207(1), PA-31(1)	13
Warbelow's Air Ventures	PA-31-350(13)	13
Elite Airways LLC	CL-600-2B19(7), CL-600-2C10(3), CL-600-2D24(2)	12
Air Charter, Inc d/b/a Air Flamenco	BN-2(8), SD-3-60(3)	11
Iliamna Air Taxi, Inc.	PC-12-45(4), CE-207-207(3), DHC-2-MKI(2), BE-36-A36(1), BE-58-58(1)	11
Island Air Service	DHC-2-MKI(4), PA-32-260(3), BN-2-A26(1), CE-185-B(1), CE-208-208(1), PA-32-300(1)	11
Northern Pacific Airways, Inc. Db a Ravn Alaska	DHC-8-100(10), DHC-8-300(1)	11
Vieques Air Link, Inc.	BN-2-A26(8), CE-402-C(2), BN-2AMK3-2(1)	11
Venture Travel LLC d/b/a Taquan Air Service	DHC-2-MKI(7), DHC-3-3(3)	10
Katmai Air	DHC-2-MKI(3), CE-206(2), DHC-3-3(2), PC-12(2)	9
New England Airlines	BN-2-A26(4), PA-32-300(3), PA-28-181(1)	8
Smokey Bay Air Inc.	CE-206-U206F/G(5), CE-207-A(2)	7
Tatonduk Outfitters Limited d/b/a Everts Air Alaska and Everts Air Cargo	CE-208(4), PC-12(3)	7
Scott Air LLC dba Island Air Express	CE-208-208(4), CE-206-U206F/G(1), PC-12-45(1)	6
Bidzy Ta Hot Aana, Inc. d/b/a Tanana Air Service	CE-207-207(3), CE-208-B(1), PA-32-300(1)	5
CFM Inc d/b/a Contour Airlines d/b/a One Jet Shuttle	EMB-135-LR(5)	5
Friday Harbor Seaplanes	DHC-2-MKI(5)	5
Nealco Air Charter Services, Inc. d/b/a Watermakers Air	CE-208-B(5)	5
J&M Alaska Air Tours, Inc. d/b/a Alaska Air Transit	CE-208(2), PC-12(2)	4
City Wings Inc dba Seafight	CE-208-B(2)	2
Multi-Aero Inc.	CE-208-B(2)	2
Ellis Air Taxi Inc.	CE-206(1)	1
Grand Total		2,346

REGIONAL AIRLINE FLEET DETAILS (FIXED WING)—SORTED BY MANUFACTURER

*Fleet data current as of July 2022

TOP 50 U.S. AIRLINES AS OF 2021 (DEPARTURES)

RAA Member Airlines shown in **bold**.

Carrier	Aircraft Fleet	Airlines & Qty.	Total	Carrier	Aircraft Fleet	Airlines & Qty.	Total
Bombardier / de Havilland (888)	CL-600-2D24	Endeavor Air (109), PSA (69), Mesa Airlines (64), SkyWest (44), Elite Airways LLC (2)	288	Pilatus (63)	PC-12-47	Boutique Air (26)	26
	CL-600-2B19	SkyWest (140), Air Wisconsin (64), Endeavor Air (59), Elite Airways LLC (7)	270		PC-12-45	Tradewind Aviation (16)	22
	CL-600-2C10	SkyWest (114), PSA (61), Endeavor Air (18), Elite Airways LLC (3)	196		PC-12-47E	ADVANCED AIR, LLC (8)	8
	CL-600-2C11	GoJet (67)	67		PC-12	Tatonduk Outfitters Limited d/b/a Everts Air Alaska and Everts Air Cargo (3), J&M Alaska Air Tours, Inc. d/b/a Alaska Air Transit (2), Katmai Air (2)	7
	DHC-2-MKI	Kenmore Air Harbor (10), Venture Travel LLC d/b/a Taquan Air Service (7), Friday Harbor Seaplanes (5), Island Air Service (4), Kalinin Aviation LLC d/b/a Alaska Seaplanes (3), Katmai Air (3), Iliamna Air Taxi, Inc. (2)	34	Piper (59)	PA-31-350	Warbelow's Air Ventures (13), Star Marianas Air (5), Bering Air Inc. (4), Grant Aviation (4), Wright Air Service, Inc. (4), Southern Airways Express / Sun Air Express LLC dba Sun Air International (2)	32
	DHC-8-402	Horizon (22)	22		PA-32-300	Star Marianas Air (9), New England Airlines (3), Paklook Air dba Yute Air (2), Bidzy Ta Hot Aana, Inc. d/b/a Tanana Air Service (1), Island Air Service (1)	16
	DHC-2-MKII	Kenmore Air Harbor (10)	10		PA-18	40-Mile Air (6)	6
	DHC-8-100	Northern Pacific Airways, Inc. Db a Ravn Alaska (10)	10		PA-32-260	Island Air Service (3)	3
	DHC-3-3	Venture Travel LLC d/b/a Taquan Air Service (3), Katmai Air (2)	5		PA-28-181	New England Airlines (1)	1
	BD-100-1A10	ADVANCED AIR, LLC (2)	2		PA-31	40-Mile Air (1)	1
DHC-8-300	Northern Pacific Airways, Inc. Db a Ravn Alaska (1)	1	ATR (32)		ATR-42-600	Silver Airways (8)	8
Embraer (843)	ERJ-170-200LR	Republic Airways (165), SkyWest (161), Envoy Air (98), Mesa Airlines (80), Horizon (30)		534	ATR-72-212	Empire Airlines (6)	6
	EMB-145-LR	Piedmont Airlines (53), Envoy Air (50), Key Lime Air Corporation (5)		108	ATR-42-300	Empire Airlines (5)	5
	EMB-145-XR	CommutAir (64)		64	ATR-72-500F	Silver Airways (5)	5
	ERJ-170-200LL	SkyWest (62)		62	ATR-72-600F	Silver Airways (4), Empire Airlines (1)	5
	ERJ-170-100SE	Republic Airways (46)		46	ATR-42-320	Empire Airlines (3)	3
	ERJ-170-100SU	Republic Airways (10)	10	Tecnam (31)	P2012 Traveller	Cape Air (30), Southern Airways Express / Sun Air Express LLC dba Sun Air International (1),	31
	ERJ-170-100	Envoy Air (7)	7		Britten-Norman (26)	BN-2-A26	Vieques Air Link, Inc. (8), New England Airlines (4), Island Air Service (1)
	ERJ-170-100LR	Republic Airways (6)	6	BN-2		Air Charter, Inc d/b/a Air Flamenco (8)	8
	EMB-135-LR	CFM Inc d/b/a Contour Airlines d/b/a One Jet Shuttle (5)	5	BN-2-B20		Cape Air (4)	4
	EMB-120-ER	Key Lime Air Corporation (1)	1	BN-2AMK3-2		Vieques Air Link, Inc. (1)	1
Cessna (311)	CE-208-B	Empire Airlines (36), Southern Airways Express / Sun Air Express LLC dba Sun Air International (30), Grant Aviation (25), Wright Air Service, Inc. (17), Bering Air Inc. (15), Tropic Ocean Airways LLC (15), Nealco Air Charter Services, Inc. d/b/a Watermakers Air (5), Ryan Air f/k/a Arctic Transportation (3), City Wings Inc dba Seafight (2), Multi-Aero Inc. (2), Bidzy Ta Hot Aana, Inc. d/b/a Tanana Air Service (1)	151	Fairchild (26)	SA-227	Key Lime Air Corporation (18)	18
	CE-402-C	Cape Air (68), Vieques Air Link, Inc. (2)	70		SA-226-TC	Key Lime Air Corporation (8)	8
	CE-207-A	Grant Aviation (11), Ryan Air f/k/a Arctic Transportation (11), Smokey Bay Air Inc. (2)	24		C-212-CC	Ryan Air f/k/a Arctic Transportation (6)	6
	CE-207-207	Paklook Air dba Yute Air (12), Bidzy Ta Hot Aana, Inc. d/b/a Tanana Air Service (3), Iliamna Air Taxi, Inc. (3)	18	Beechcraft (23)	BE-200-200	Bering Air Inc. (4), Southern Airways Express / Sun Air Express LLC dba Sun Air International (3), Grant Aviation (2)	9
	CE-208	Kalinin Aviation LLC d/b/a Alaska Seaplanes (9), Tatonduk Outfitters Limited d/b/a Everts Air Alaska and Everts Air Cargo (4), J&M Alaska Air Tours, Inc. d/b/a Alaska Air Transit (2)	15		BE-300-B300	ADVANCED AIR, LLC (7)	7
	CE-206	40-Mile Air (4), Kalinin Aviation LLC d/b/a Alaska Seaplanes (2), Katmai Air (2), Ellis Air Taxi Inc. (1)	9		BE-1900-D	Bering Air Inc. (4)	4
	CE-206-U206F/G	Smokey Bay Air Inc. (5), Wright Air Service, Inc. (2), Scott Air LLC dba Island Air Express (1), Tropic Ocean Airways LLC (1)	9		BE-36-A36	Wright Air Service, Inc. (1), Iliamna Air Taxi, Inc. (1)	2
	CE-208-208	Scott Air LLC dba Island Air Express (4), Island Air Service (1)	5	BE-58-58	Iliamna Air Taxi, Inc. (1)	1	
	CE-525-525B	Tradewind Aviation (3)	3	Dornier (12)	DO-328-300	Key Lime Air Corporation (10), ADVANCED AIR, LLC (2)	12
	CE-180-K	Kenmore Air Harbor (2)	2		Saab (4)	SAAB-340B	Southern Airways Express / Sun Air Express LLC dba Sun Air International (2)
	CE-185-B	40-Mile Air (1), Island Air Service (1)	2	SF-340-A		Ryan Air f/k/a Arctic Transportation (2)	2
	CE-172-M	Paklook Air dba Yute Air (1)	1	Short (3)	SD-3-60	Air Charter, Inc d/b/a Air Flamenco (3)	3
	CE-207	40-Mile Air (1)	1		Lear (2)	LR-24-B	Key Lime Air Corporation (1)
	CE-550	Southern Airways Express / Sun Air Express LLC dba Sun Air International (1)	1	LR-45-45		ADVANCED AIR, LLC (1)	1

REGIONAL AIRLINE PARTNERSHIPS

Wholly owned subsidiaries of major airlines show in *italics*.

Based on July 2022 schedules.

Marketing Carrier	Regional Brand	Operating Carrier
Air Canada (AC)  AIR CANADA	Air Canada Express	Jazz Aviation LP (QK)
Alaska Air Group (AS) 	Alaska Airlines	<i>Horizon Air (QX)</i> SkyWest Airlines (OO)
American Airlines (AA) 	American Eagle	<i>Envoy Air (MQ)</i> Mesa Airlines (YV) <i>Piedmont Airlines (PT)</i> PSA Airlines (JJA) Republic Airways (YX) SkyWest Airlines (OO)
Delta Air Lines (DL) 	Delta Connection	<i>Endeavor Air (9E)</i> Republic Airways (YX) SkyWest Airlines (OO)
United Airlines (UA) 	United Express	Air Wisconsin (ZW) CommuteAir (C5) GoJet Airlines (G7) Mesa Airlines (YV) Republic Airways (YX) SkyWest Airlines (OO)



New horizons



TrueNoord
Regional Aircraft Leasing

ENPLANEMENTS & CORPORATE GROUPINGS

OF TOP 50 U.S. REGIONAL AIRLINES (ENPLANEMENTS)

RAA Member Airlines shown in **bold**.

2021 Individual Carrier Rank	2021 Carrier Group Rank	Carrier	2021 Marketing Codes	2021 Passengers Enplaned	Percent of Total	2021 Enplaned Group Total
1	1	SkyWest Airlines Inc.	AA/AS/DL/UA	35,572,894	28.87%	
	2	American Airlines Group			24.08%	29,672,648
3		Envoy Air	AA	13,407,147	10.88%	
5		PSA Airlines Inc.	AA	12,456,543	10.11%	
8		Piedmont Airlines	AA	3,808,958	3.09%	
2	3	Republic Airways		17,709,457	14.37%	
	4	Delta Air Lines			10.46%	12,891,226
4		Endeavor Air Inc.	DL	12,891,226	10.46%	
6	5	Mesa Airlines Inc.		9,975,568	8.09%	
	6	Alaska Air Group			4.86%	5,992,425
7		Horizon Air	AS	5,992,425	4.86%	
9	7	Air Wisconsin Airlines Corp		3,428,805	2.78%	
10	8	CommuteAir Aka Champlain Enterprises, Inc.		2,920,903	2.37%	
11	9	GoJet Airlines LLC d/b/a United Express		2,400,491	1.95%	
12	10	Silver Airways		454,475	0.37%	
13	11	Cape Air		427,736	0.35%	
14	12	Southern Airways Express		324,634	0.26%	
15	13	Northern Pacific Airways, Inc. d/b/a Ravn Alaska		200,549	0.16%	
16	14	Grant Aviation		156,078	0.13%	
17	15	CFM Inc d/b/a Contour Airlines d/b/a One Jet Shuttle		143,414	0.12%	
18	16	Boutique Air		105,386	0.09%	
19	17	Bering Air Inc.		97,770	0.08%	
20	18	Kenmore Air Harbor		76,630	0.06%	
21	19	Wright Air Service		72,879	0.06%	
22	20	Key Lime Air Corporation		71,887	0.06%	
23	21	Vieques Air Link Inc.		67,453	0.05%	
24	22	Kalinin Aviation LLC d/b/a Alaska Seaplanes		60,089	0.05%	

Source: Analysis of Bureau of Transportation Statistics, Air Carrier Statistics Form 41 Traffic: T-100 Segment (U.S. Carriers Only)

2021 Individual Carrier Rank	2021 Carrier Group Rank	Carrier	2021 Marketing Codes	2021 Passengers Enplaned	Percent of Total	2021 Enplaned Group Total
25	23	Star Marianas Air Inc.		58,110	0.05%	
26	24	New England Airlines Inc.		33,196	0.03%	
27	25	Paklook Air, Inc d/b/a/ Airlift Alaska d/b/a/ Yute Commuter Service		32,821	0.03%	
28	26	Seaborne Virgin Islands, Inc.		30,528	0.02%	
29	27	Elite Airways LLC		24,043	0.02%	
30	28	Scott Air LLC dba Island Air Express		24,028	0.02%	
31	29	Tradewind Aviation		23,937	0.02%	
32	30	Air Charter, Inc d/b/a Air Flamenco		19,411	0.02%	
33	31	ADVANCED AIR, LLC		19,143	0.02%	
34	32	Multi-Aero, Inc. d/b/a Air Choice One		17,963	0.01%	
35	33	Nealco Air Charter Services, Inc. d/b/a Watermakers Air		15,518	0.01%	
36	34	Island Air Service		13,014	0.01%	
37	35	City Wings Inc dba Seafight		10,401	0.01%	
38	36	Smokey Bay Air Inc.		10,028	0.01%	
39	37	ExpressJet Airlines LLC d/b/a aha!		9,441	0.01%	
40	38	Air Excursions LLC		8,858	0.01%	
41	39	Tatonduk Outfitters Limited d/b/a Everts Air Alaska and Everts Air Cargo		8,598	0.01%	
42	40	Tropic Ocean Airways LLC		7,538	0.01%	
43	41	Katmai Air		6,680	0.01%	
44	42	Bidzy Ta Hot Aana, Inc. d/b/a Tanana Air Service		5,864	0.00%	
45	43	Iliamna Air Taxi		5,633	0.00%	
46	44	Friday Harbor Seaplanes		5,525	0.00%	
47	45	Ryan Air f/k/a Arctic Transportation		5,523	0.00%	
48	46	Warbelow		4,458	0.00%	
49	47	J&M Alaska Air Tours, Inc. d/b/a Alaska Air Transit		3,588	0.00%	
50	48	Venture Travel LLC d/b/a Taquan Air Service		3,122	0.00%	
Total Enplanements - Top 50 U.S. Regional Airlines				123,230,366	99.99%	
Total Enplanements - All 59 U.S. Regional Airlines				123,237,140	100.00%	

FAA CERTIFICATED AIRMEN ANALYSIS

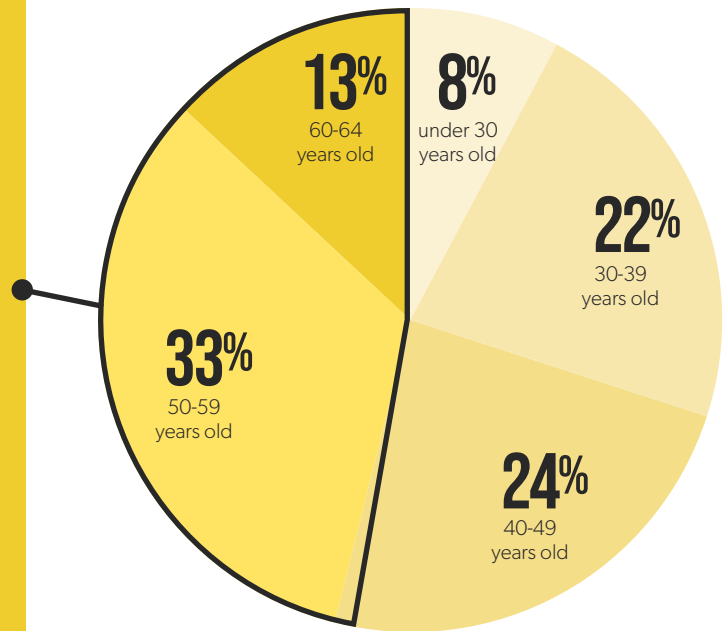
AIRLINE TRANSPORT PILOT, AIRPLANE MULTI-ENGINE LAND PILOTS WITH VALID 1ST CLASS MEDICALS BY AGE

Source: Registry Services and Information Management Branch, AFB-730, Federal Aviation Administration

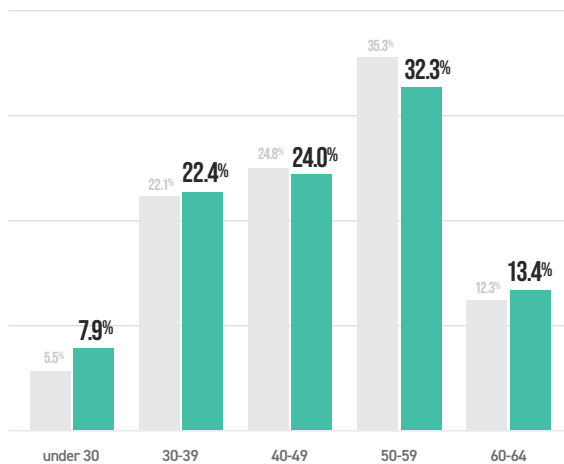


Nearly
50%
of today's Part 121 qualified pilot workforce must retire within 15 years.

OVER 13%
must retire within five years.



■ As of Dec 1, 2017
■ As of November 1, 2022

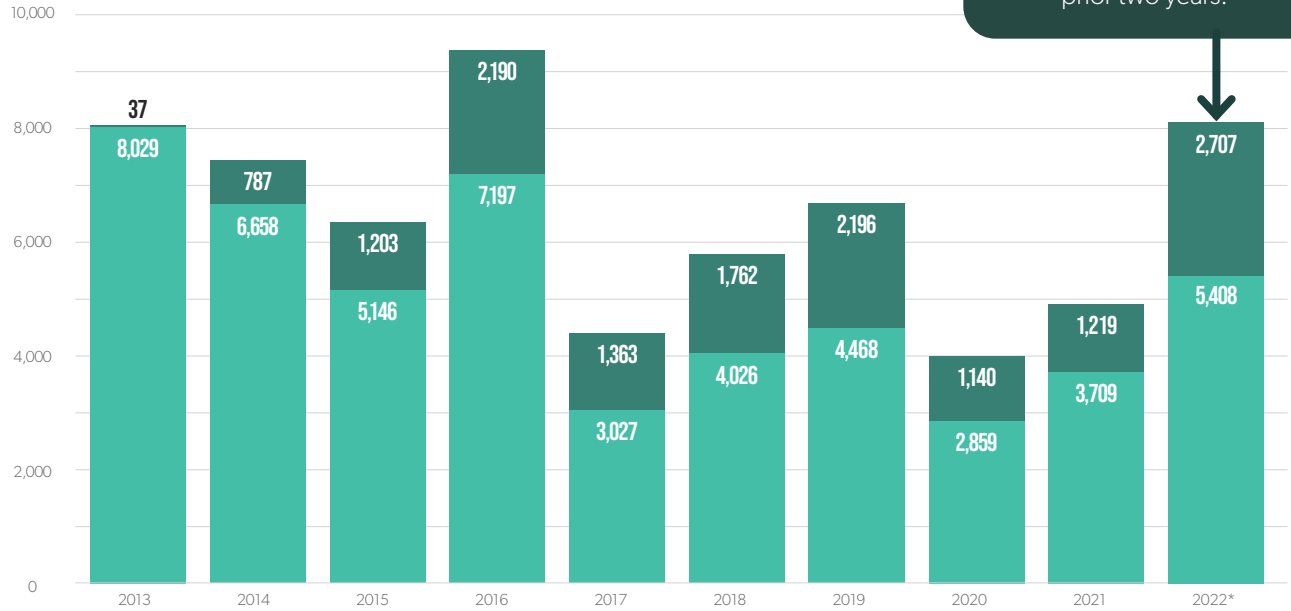


Federal regulations **require** Part 121 Commercial airline pilots to retire at age

65

ORIGINAL ISSUANCE ATP AMEL AND R-ATP AMEL

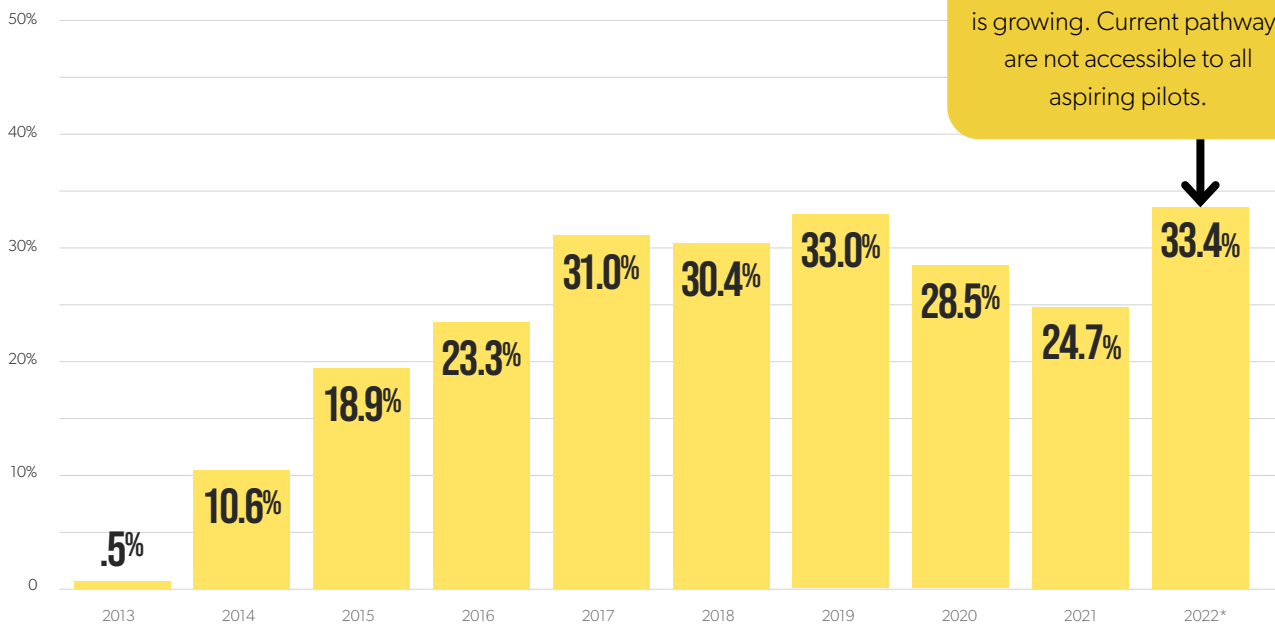
■ ATP-AMEL ■ R-ATP AMEL *Through November 1, 2022



2022's uptick in qualifications includes backlog of COVID-disrupted certifications from prior two years.

PERCENTAGE OF ORIGINAL ISSUANCE ATP AMEL WITH RESTRICTED PRIVILEGES

*Through November 1, 2022



This trend indicates that demand for R-ATP pathways is growing. Current pathways are not accessible to all aspiring pilots.

FULL-TIME EQUIVALENT EMPLOYEES OF THE 10 LARGEST REGIONAL AIRLINES

Rank	Carrier	Mar 2020	Aug 2021	July 2022	Aug 2022	Percent Change	
						Mar 2020 - Aug 2022	Aug 2021 - Aug 2022
1	Envoy	14,585	12,960	13,747	14,042	-3.7%	+8.3%
2	SkyWest	13,601	14,389	12,823	12,891	-5.2%	-10.4%
3	Piedmont	—	7,168	7,211	7,334	—	+2.3%
4	Republic	6,357	5,826	6,191	6,125	-3.6%	+5.1%
5	Endeavor	4,557	4,926	4,824	4,841	+6.2%	-1.7%
6	PSA	4,666	4,529	4,267	4,250	-8.9%	-6.2%
7	Horizon	3,922	3,312	3,267	3,184	-18.8%	-3.9%
8	Mesa	3,675	3,134	2,536	2,436	-33.7%	-22.3%
9	CommuteAir	—	1,480	1,242	1,257	0.0%	-15.1%
10	Air Wisconsin	1,564	1,301	1,119	1,114	-28.8%	-14.4%
11	GoJet	1,050	1,256	1,004	957	-8.9%	-23.8%
12	Express Airlines/Aha!	—	—	126	130	—	—
13	ExpressJet	2,994	—	—	—	—	—
14	Compass	1,259	—	—	—	—	—
Total		58,230	60,281	58,355	58,558	+0.6%	-2.9%

Source: <https://www.bts.gov/newsroom/us-cargo-and-passenger-airlines-add-4752-jobs-april-2022-new-covid-19-pandemic-high>

58,588

Full-time equivalent employees are employed by the highest-employing U.S. regional airlines

Total estimated FTEs of all RAA Member Airlines

62,000

(See RAA Airline Member Directory on pages 70-72 for airline employee counts.)



SAFETY

SAFETY RECORD OF U.S. AIR CARRIERS 2002-2021

U.S. Air Carriers Operating Under 14 CFR 121, Scheduled Service (Airlines)

Year	Accidents		Fatalities		Flight Activity ^a			Accidents per 100,000 Flight Hours		Accidents per 1,000,000 Flight Miles		Accidents per 100,000 Departures	
	All	Fatal	Total	Aboard	Flight Hours	Flight Miles	Departures	All	Fatal	All	Fatal	All	Fatal
2002	34	0	0	0	16,718,781	6,927,954,000	10,276,107	0.203	0	0.0049	0	0.331	0
2003	51	2	22	21	16,887,756	7,015,935,000	10,227,924	0.302	0.012	0.0073	0.0003	0.499	0.020
2004	23	1	13	13	18,184,016	7,604,248,000	10,782,989	0.126	0.005	0.0030	0.0001	0.213	0.009
2005	34	3	22	20	18,712,191	7,843,717,000	10,910,460	0.182	0.016	0.0043	0.0004	0.312	0.027
2006	26	2	50	49	18,647,896	7,851,864,000	10,627,481	0.139	0.011	0.0033	0.0003	0.245	0.019
2007	26	0	0	0	19,014,677	8,024,313,000	10,734,170	0.137	0	0.0032	0	0.242	0
2008	19	0	0	0	18,580,166	7,813,371,000	10,282,575	0.102	0	0.0024	0	0.185	0
2009	26	1	50	49	17,182,970	7,248,702,000	9,564,891	0.151	0.006	0.0036	0.0001	0.272	0.010
2010	28	0	0	0	17,235,121	7,352,374,000	9,467,282	0.162	0	0.0038	0	0.296	0
2011	29	0	0	0	17,464,623	7,473,520,000	9,419,064	0.166	0	0.0039	0	0.308	0
2012	23	0	0	0	17,271,783	7,443,532,000	9,241,935	0.133	0	0.0031	0	0.249	0
2013	18	0	0	0	17,387,656	7,484,920,149	9,268,061	0.104	0	0.0024	0	0.194	0
2014	29	0	0	0	17,354,308	7,507,487,935	9,049,491	0.167	0	0.0039	0	0.320	0
2015	27	0	0	0	17,519,142	7,628,941,477	8,975,795	0.154	0	0.0035	0	0.301	0
2016	26	0	0	0	17,866,607	7,813,090,948	9,107,454	0.146	0	0.0033	0	0.285	0
2017	30	0	0	0	18,098,154	7,923,668,749	9,124,174	0.166	0	0.0038	0	0.329	0
2018	28	1	1	1	18,731,200	8,207,277,335	9,353,814	0.149	0.005	0.0034	0.0001	0.299	0.011
2019	36	1	1	1	19,182,430	8,408,766,802	9,575,940	0.188	0.005	0.0043	0.0001	0.376	0.010
2020	11	0	0	0	11,135,251	4,835,805,578	5,823,040	0.099	0	0.0023	0	0.189	0
2021 ^b	20	0	0	0	15,066,239	6,600,489,841	7,594,811	0.133	0	0.0030	0	0.263	0

Notes

^a Flight hours, miles, and departures are compiled by the Federal Aviation Administration.

^b 2021 data are preliminary.

SAFETY RECORD OF U.S. AIR CARRIERS (CONT.) 2002-2021

U.S. Air Carriers Operating Under 14 CFR 135, Commuter Operations^{a,b}

Year	Accidents		Fatalities		Flight Activity ^c			Accidents per 100,000 Flight Hours		Accidents per 1,000,000 Flight Miles		Accidents per 100,000 Departures	
	All	Fatal	Total	Aboard	Flight Hours	Flight Miles	Departures	All	Fatal	All	Fatal	All	Fatal
2002	7	0	0	0	273,559	41,633,000	513,452	2.559	0	0.1681	0	1.363	0
2003	2	1	2	2	319,206	47,404,000	572,260	0.627	0.313	0.0422	0.0211	0.349	0.175
2004	4	0	0	0	302,218	46,809,000	538,077	1.324	0	0.0855	0	0.743	0
2005	6	0	0	0	299,775	45,721,000	527,267	2.002	0	0.1312	0	1.138	0
2006	3	1	2	2	301,495	46,503,000	568,464	0.995	0.332	0.0645	0.0215	0.528	0.176
2007	3	0	0	0	291,701	46,049,000	592,577	1.028	0	0.0651	0	0.506	0
2008	7	0	0	0	296,939	46,758,000	588,955	2.357	0	0.1497	0	1.189	0
2009	2	0	0	0	309,545	45,335,000	589,182	0.646	0	0.0441	0	0.339	0
2010	6	0	0	0	314,648	48,001,000	605,342	1.907	0	0.1250	0	0.991	0
2011	4	0	0	0	325,632	48,728,000	607,898	1.228	0	0.0821	0	0.658	0
2012	3	0	0	0	322,416	50,313,000	602,014	0.930	0	0.0596	0	0.498	0
2013	6	2	5	5	325,154	52,478,833	577,447	1.845	0.615	0.1143	0.0381	1.039	0.346
2014	3	0	0	0	335,015	48,600,093	624,391	0.895	0	0.0617	0	0.480	0
2015	4	1	1	1	359,866	53,808,827	632,309	1.112	0.278	0.0743	0.0186	0.633	0.158
2016	9	2	8	6	376,854	60,231,973	635,787	2.388	0.531	0.1494	0.0332	1.416	0.315
2017	6	0	0	0	392,076	68,079,942	624,714	1.530	0	0.0881	0	0.960	0
2018	2	0	0	0	421,319	70,816,907	644,583	0.475	0	0.0282	0	0.310	0
2019	9	1	2	2	462,956	76,169,272	655,408	1.944	0.216	0.1182	0.0131	1.373	0.153
2020	5	1	5	5	311,691	55,732,634	437,154	1.604	0.321	0.0897	0.0179	1.144	0.229
2021^d	10	1	2	2	401,608	78,333,971	536,329	2.490	0.249	0.1277	0.0128	1.865	0.186

Notes:

^a US air carriers operating under 14 CFR Part 135 were previously referred to as Scheduled and Nonscheduled Services. Current tables now refer to these same air carriers as Commuter Operations and On-Demand Operations, respectively, in order to be consistent with definitions in 14 CFR 119.3 and terminology used in 14 CFR 135.1. On-Demand Part 135 operations encompass charters, air taxis, air tours, or medical services (when a patient is on board).

^b Based on a February 2002 FAA legal interpretation provided to the NTSB, any 14 CFR 135 operation conducted with no revenue passengers aboard will be considered an on-demand flight operation.

^c Flight hours, miles, and departures are compiled by the Federal Aviation Administration.

^d 2021 data are preliminary.

U.S. AIRPORTS



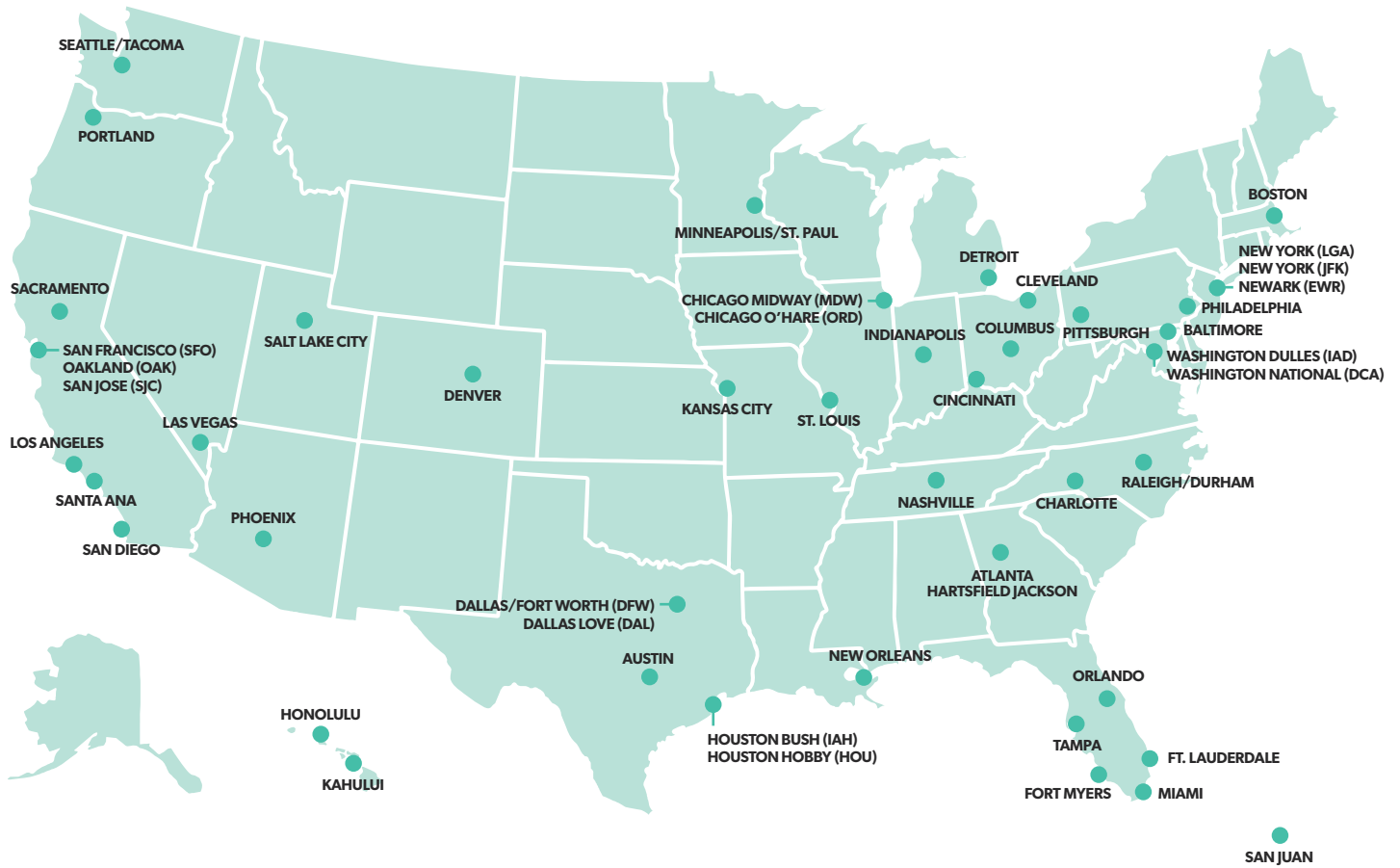
AND

REGIONAL SERVICE



TOP 50 U.S. AIRPORTS

Ranked by total scheduled departures in 2021



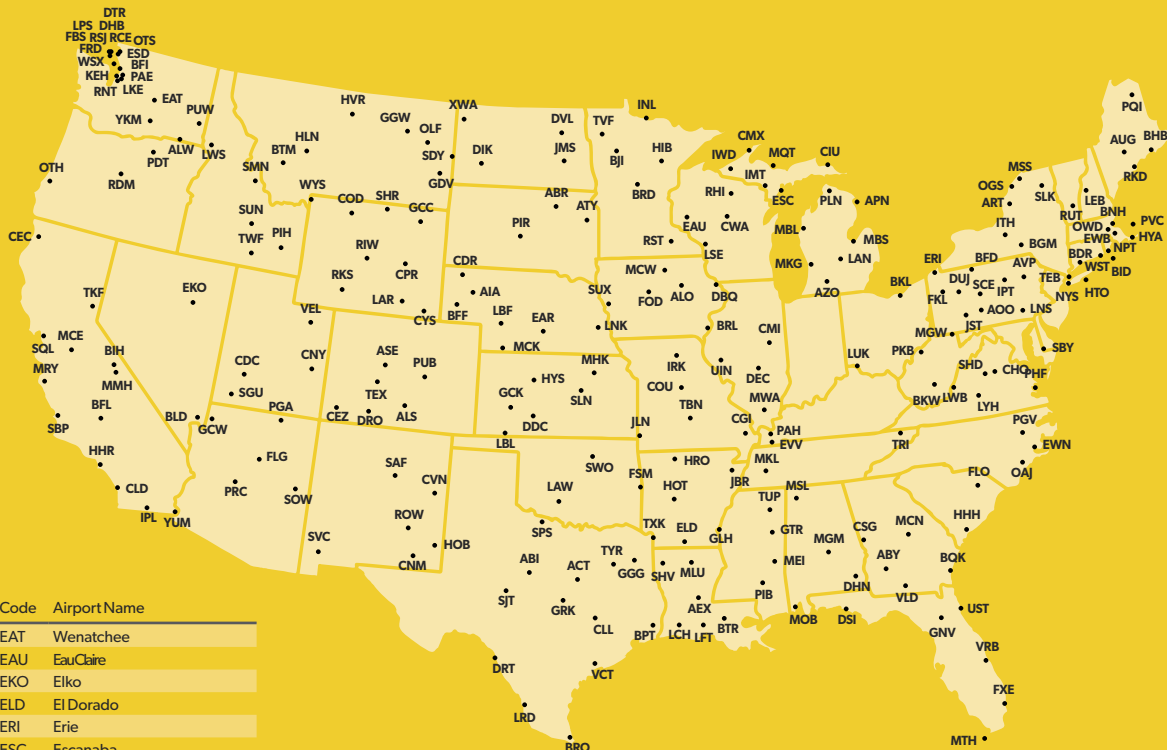
Rank	Airport	Airport Code	Regional Departures	Total Departures	Regional Share
1	Atlanta	ATL	76,380	334,194	22.85%
2	Dallas	DFW	134,760	309,888	43.49%
3	Chicago	ORD	171,634	299,896	57.23%
4	Denver	DEN	87,206	278,529	31.31%
5	Charlotte	CLT	128,432	236,044	54.41%
6	Los Angeles	LAX	52,572	189,903	27.68%
7	Houston	IAH	86,905	178,716	48.63%
8	Seattle	SEA	56,875	173,192	32.84%
9	Phoenix	PHX	39,835	168,890	23.59%
10	Las Vegas	LAS	4,646	142,932	3.25%
11	Orlando	MCO	2,249	139,760	1.61%
12	Detroit	DTW	69,979	134,806	51.91%
13	Minneapolis/St Paul	MSP	60,786	133,996	45.36%
14	Miami	MIA	20,631	128,996	15.99%
15	Newark Liberty International Airport	EWR	32,225	123,535	26.09%
16	Salt Lake City	SLC	51,293	121,190	42.32%
17	New York	JFK	20,182	111,706	18.07%
18	Boston	BOS	33,627	110,894	30.32%
19	Philadelphia	PHL	57,234	107,272	53.35%
20	Fort Lauderdale	FLL	4,042	106,720	3.79%
21	San Francisco	SFO	36,931	105,437	35.03%
22	New York	LGA	40,695	88,643	45.91%
23	Ronald Reagan Washington National Airport	DCA	44,515	85,005	52.37%
24	Washington Dulles International Airport	IAD	50,554	82,420	61.34%

Rank	Airport	Airport Code	Regional Departures	Total Departures	Regional Share
25	Baltimore	BWI	6,133	81,439	7.53%
26	Nashville	BNA	18,884	77,966	24.22%
27	Tampa	TPA	3,960	72,148	5.49%
28	Chicago	MDW	2,579	65,209	3.95%
29	San Diego	SAN	10,749	65,128	16.50%
30	Austin	AUS	8,837	62,549	14.13%
31	Dallas	DAL	825	58,419	1.41%
32	St Louis	STL	20,188	57,891	34.87%
33	Portland	PDX	21,896	57,846	37.85%
34	Honolulu	HNL	8,938	57,152	15.64%
35	Houston	HOU	2,528	51,506	4.91%
36	San Juan	SJU	17,998	49,456	36.39%
37	Raleigh/Durham	RDU	14,699	44,683	32.90%
38	Sacramento	SMF	9,055	43,801	20.67%
39	Fort Myers	RSW	1,509	41,710	3.62%
40	Pittsburgh	PIT	20,298	38,868	52.22%
41	San Jose	SJC	11,106	38,735	28.67%
42	New Orleans	MSY	5,741	38,645	14.86%
43	Kansas City	MCI	11,469	37,969	30.21%
44	Indianapolis	IND	17,436	37,858	46.06%
45	Santa Ana	SNA	3,921	37,576	10.43%
46	Kahului	OGG	10,396	37,323	27.85%
47	Oakland	OAK	3,443	35,776	9.62%
48	Cleveland	CLE	12,771	35,488	35.99%
49	Cincinnati	CVG	17,865	35,427	50.43%
50	Columbus	CMH	16,793	32,786	51.22%

Source: Analysis of OAG Schedules Analyser data

U.S. AIRPORTS SERVED EXCLUSIVELY BY REGIONAL AIRLINES

239 airports in 48 contiguous states based on 2021 schedules
(Exclusive service is defined as 95% or more of the air service)



Code	Airport Name
ABI	Abilene
ABR	Aberdeen
ABY	Albany
ACT	Waco
AEX	Alexandria
AIA	Alliance
ALO	Waterloo
ALS	Alamosa
ALW	Walla Walla
AOO	Altoona
APN	Alpena
ART	Watertown
ASE	Aspen
ATY	Watertown
AUG	Augusta
AVP	Wilkes-Barre/Scranton
AZO	Kalamazoo/Battle Creek
BDR	Bridgeport
BFD	Bradford
BFF	Scottsbluff
BFI	Boeing Field
BFL	Bakersfield
BGM	Binghamton
BHB	Bar Harbor
BID	Block Island
BIH	Bishop
BJI	Bemidji
BKL	Cleveland Burke Lakefront Airport
BKW	Beckley
BLD	Las Vegas
BNH	Boston Harbour SPB
BPT	Beaumont/Port Arthur
BQK	Brunswick
BRD	Brainerd
BRL	Burlington
BRO	Brownsville
BTM	Butte
BTR	Baton Rouge
CDC	Cedar City
CDR	Chadron
CEC	Crescent City
CEZ	Cortez
CGI	Cape Girardeau
CHO	Charlottesville
CIU	Sault Ste Marie
CLD	San Diego
CLL	College Station
CMI	Champaign/Urbana
CMX	Hancock
CNM	Carlsbad
GNV	Gainesville
CNY	Moab
COD	Cody
COU	Columbia
CPR	Casper
CSG	Columbus
CVN	Clovis
CWA	Wausau
CYS	Cheyenne
DBQ	Dubuque
DDC	Dodge City
DEC	Decatur
DHB	Deer Harbor Sea Plane Base
DHN	Dothan
DIK	Dickinson
DLH	Duluth
DRO	Durango
DRT	Del Rio
DSI	Destin/Ft Walton Beach
DTR	Decatur Island
DUJ	Dubois
DVL	Devils Lake
EAR	Kearney

Code	Airport Name
EAT	Wenatchee
EAU	EauClaire
EKO	Elko
ELD	El Dorado
ERI	Erie
ESC	Escanaba
ESD	Eastsound
EVV	Evansville
EWB	New Bedford/Fall River
EWN	New Bern
FAY	Fayetteville
FBS	Friday Harbor Seaplane Base
FLG	Flagstaff Pulliam Airport
FLO	Florence
FOD	Fort Dodge
FRD	Friday Harbor
FSM	Fort Smith
FXE	Fort Lauderdale Executive
GCC	Gillette
GCC	Gillette
GCK	Garden City
GCW	Grand Canyon West
GDV	Glendive
GGG	Longview
GGW	Glasgow
GLH	Greenville
GNV	Gainesville
GRK	Killeen/Fort Hood
GTR	Columbus
HHH	Hilton Head Island
HIB	Hawthorne
HIB	Hibbing/Chisholm
HLN	Helena
HOB	Hobbs
HOT	Hot Springs
HRO	Harrison
HTO	East Hampton
HVR	Havre
HYA	Hyannis
HYS	Hays
IMT	Iron Mountain/Kingsfd.
INL	International Falls
IPL	Imperial/Ei Centro
IPT	Williamsport
IRK	Kirksville
ITH	Ithaca
IWD	Ironwood
JBR	Jonesboro
JLN	Joplin

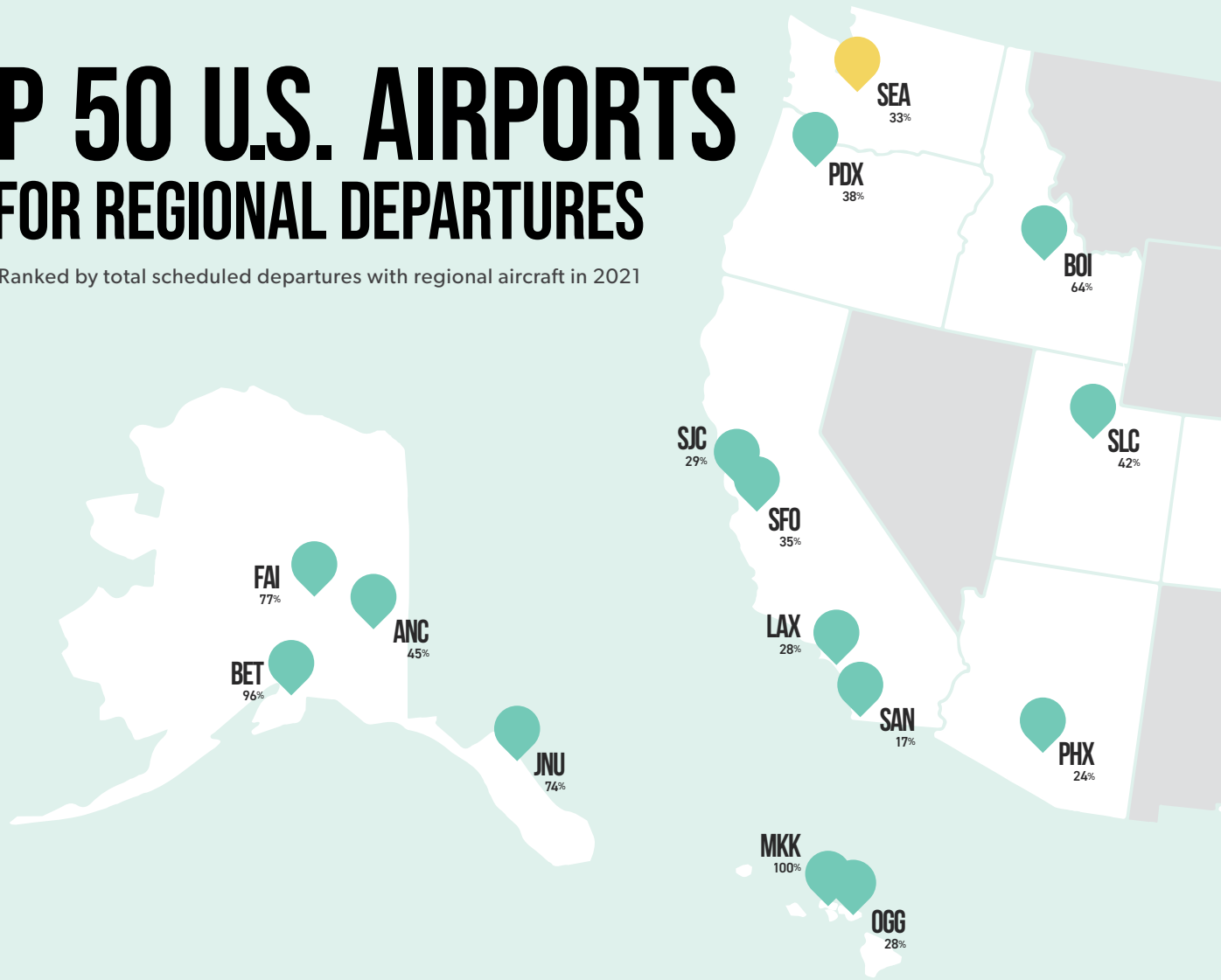
Code	Airport Name
JMS	Jamestown
JST	Johnstown
KEH	Kenmore
LAN	Lansing
LAR	Laramie
LAW	Lawton/Fort Sill
LBF	North Platte
LBL	Liberal
LCH	Lake Charles
LEB	Lebanon
LFT	Lafayette Regional Apt
LKE	Seattle Lake Union Spb
LNK	Lincoln
LNS	Lancaster
LPS	Lopez Island Airport
LRD	Laredo
LSE	La Crosse
LUK	Cincinnati Municipal Airport
LWB	Lewisburg
LWS	Lewiston
LYH	Lynchburg
MBL	Manistee
MBS	Saginaw/Midland/Bay C.
MCE	Merced
MCK	Mccook
MCN	Macon
MCW	Mason City
MEI	Meridian
MGM	Mobile
MGW	Morgantown
MHK	Manhattan
MKG	Muskegon
MKL	Musjon
MLU	Monroe
MMH	Mammoth Lakes
MOB	Montgomery
MQT	Marquette
MRY	Monterey/Carmel
MSL	Muscle Shoals/Florence
MSS	Massena

Code	Airport Name
MTH	Marathon
MWA	Marion
NPT	Newport
NYS	New York Skyports SPB
OAJ	Jacksonville
OGS	Ogdensburg
OLF	Wolf Point
OTH	North Bend
OTS	Anacortes
OWD	Norwood
PAE	Everett
PAH	Paducah
PDT	Pendleton
PGA	Page
PGV	Greenville
PHF	Newport News/Williamsburg
PIB	Hattiesburg/Laurel
PIH	Pocatello
PIR	Pierre
PKB	Parkersburg
PLN	Pellston
PQI	Presque Isle
PRC	Prescott
PUB	Pueblo
PUW	Pullman/Moscow
RCE	Roche Harbor
RDM	Redmond/Bend
RHI	Rhineland
RIW	Riverton
RKD	Rockland
RKS	Rock Springs
RNT	Renton
ROW	Roswell
RSJ	Rosario
RST	Rochester
RUT	Rutland
SAF	Santa Fe
SBP	San Luis Obispo
SBY	Salisbury/Ocean City

Code	Airport Name
SCE	State College
SDY	Sidney
SGU	St George
SHD	Staunton/Waynesborough
SHR	Sheridan
SHV	Shreveport
SJT	San Angelo
SLK	Saranac Lake
SLN	Salina
SMN	Salmon
SOW	Show Low
SPS	Wichita Falls
SQL	San Carlos
SUN	Hailey/Sun Valley
SUX	Sioux City
SVC	Silver City
SWO	Stillwater
TBN	Fort Leonard Wood
TEB	Teterboro
TEX	Telluride
TKF	Truckee
TRI	Bristol/Johnson/Kingsport
TUP	Tupelo
TVF	Thief River Falls
TWF	Twin Falls
TXK	Texarkana
TYR	Tyler
UIN	Quincy
UST	St Augustine
VCT	Victoria
VEL	Vernal
VLD	Valdosta
VRB	Vero Beach
WST	Westerly
WSX	Westsound
WYS	West Yellowstone
XWA	Williston
YKM	Yakima
YUM	Yuma

TOP 50 U.S. AIRPORTS FOR REGIONAL DEPARTURES

Ranked by total scheduled departures with regional aircraft in 2021

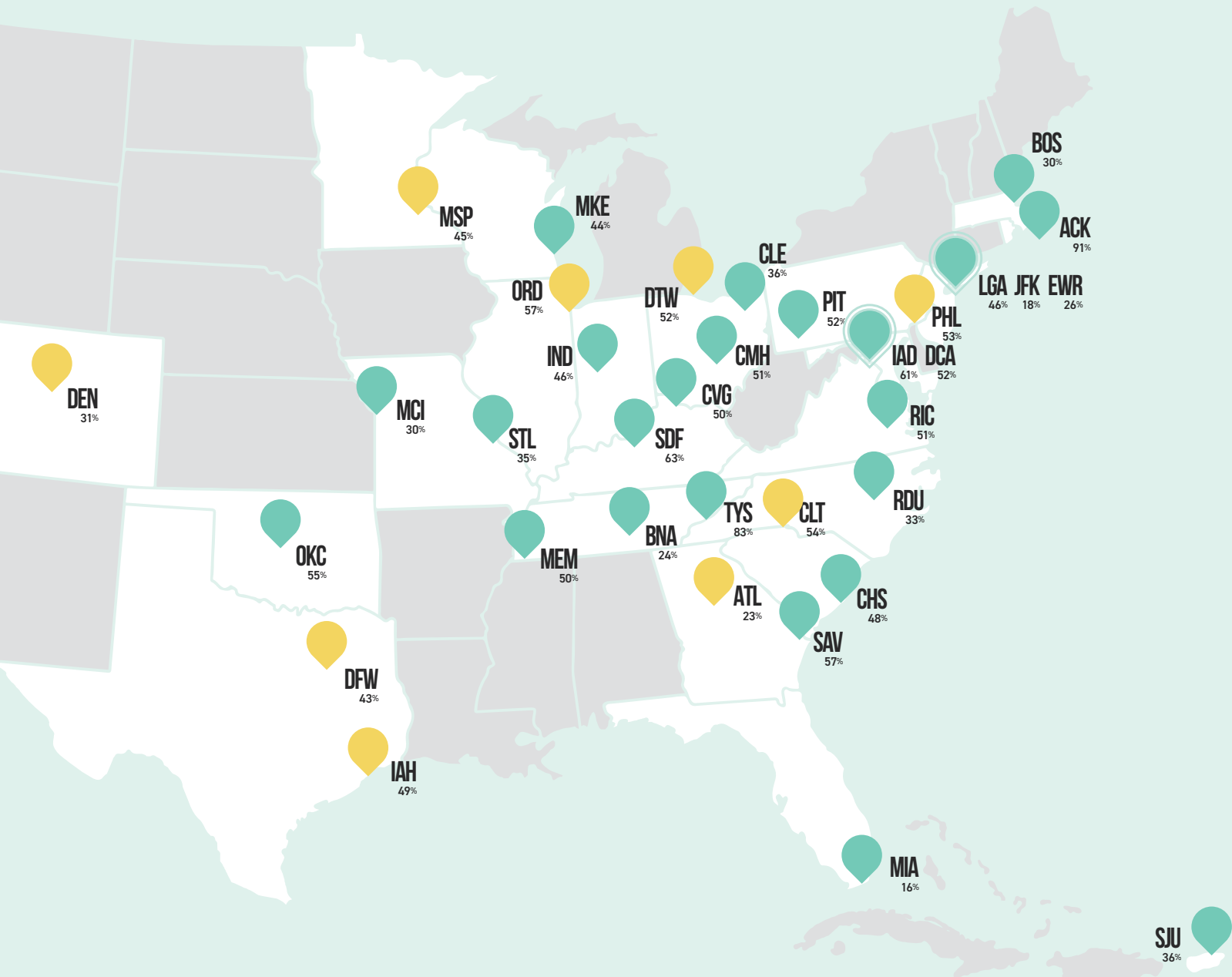


TOP 10

Rank	Airport	Airport Code	Regional Departures	Total Departures	Regional Share
1	Chicago	ORD	171,634	299,896	57%
2	Dallas	DFW	134,760	309,888	43%
3	Charlotte	CLT	128,432	236,044	54%
4	Denver	DEN	87,206	278,529	31%
5	Houston	IAH	86,905	178,716	49%
6	Atlanta	ATL	76,380	334,194	23%
7	Detroit	DTW	69,979	134,806	52%
8	Minneapolis/St Paul	MSP	60,786	133,996	45%
9	Philadelphia	PHL	57,234	107,272	53%
10	Seattle	SEA	56,875	173,192	33%

#11-20

Rank	Airport	Airport Code	Regional Departures	Total Departures	Regional Share
11	Los Angeles	LAX	52,572	189,903	28%
12	Salt Lake City	SLC	51,293	121,190	42%
13	Washington Dulles Int. Airport	IAD	50,554	82,420	61%
14	Ronald Reagan Washington Nat.	DCA	44,515	85,005	52%
15	New York	LGA	40,695	88,643	46%
16	Phoenix	PHX	39,835	168,890	24%
17	San Francisco	SFO	36,931	105,437	35%
18	Boston	BOS	33,627	110,894	30%
19	Newark Liberty Int. Airport	EWR	32,225	123,535	26%
20	Portland	PDX	21,896	57,846	38%



#21-30

Rank	Airport	Airport Code	Regional Dep.	Total Dep.	Regional Share
21	Miami	MIA	20,631	128,996	16%
22	Pittsburgh	PIT	20,298	38,868	52%
23	St Louis	STL	20,188	57,891	35%
24	New York	JFK	20,182	111,706	18%
25	Nashville	BNA	18,884	77,966	24%
26	San Juan	SJU	17,998	49,456	36%
27	Cincinnati	CVG	17,865	35,427	50%
28	Indianapolis	IND	17,436	37,858	46%
29	Bethel	BET	16,965	17,663	96%
30	Columbus	CMH	16,793	32,786	51%

#31-40

Rank	Airport	Airport Code	Regional Dep.	Total Dep.	Regional Share
31	Boise	BOI	16,051	24,987	64%
32	Raleigh/Durham	RDU	14,699	44,683	33%
33	Anchorage	ANC	14,178	31,443	45%
34	Louisville	SDF	13,284	21,110	63%
35	Knoxville	TYS	12,919	15,600	83%
36	Cleveland	CLE	12,771	35,488	36%
37	Charleston	CHS	12,310	25,533	48%
38	Juneau	JNU	11,560	15,543	74%
39	Kansas City	MCI	11,469	37,969	30%
40	San Jose	SJC	11,106	38,735	29%

#41-50

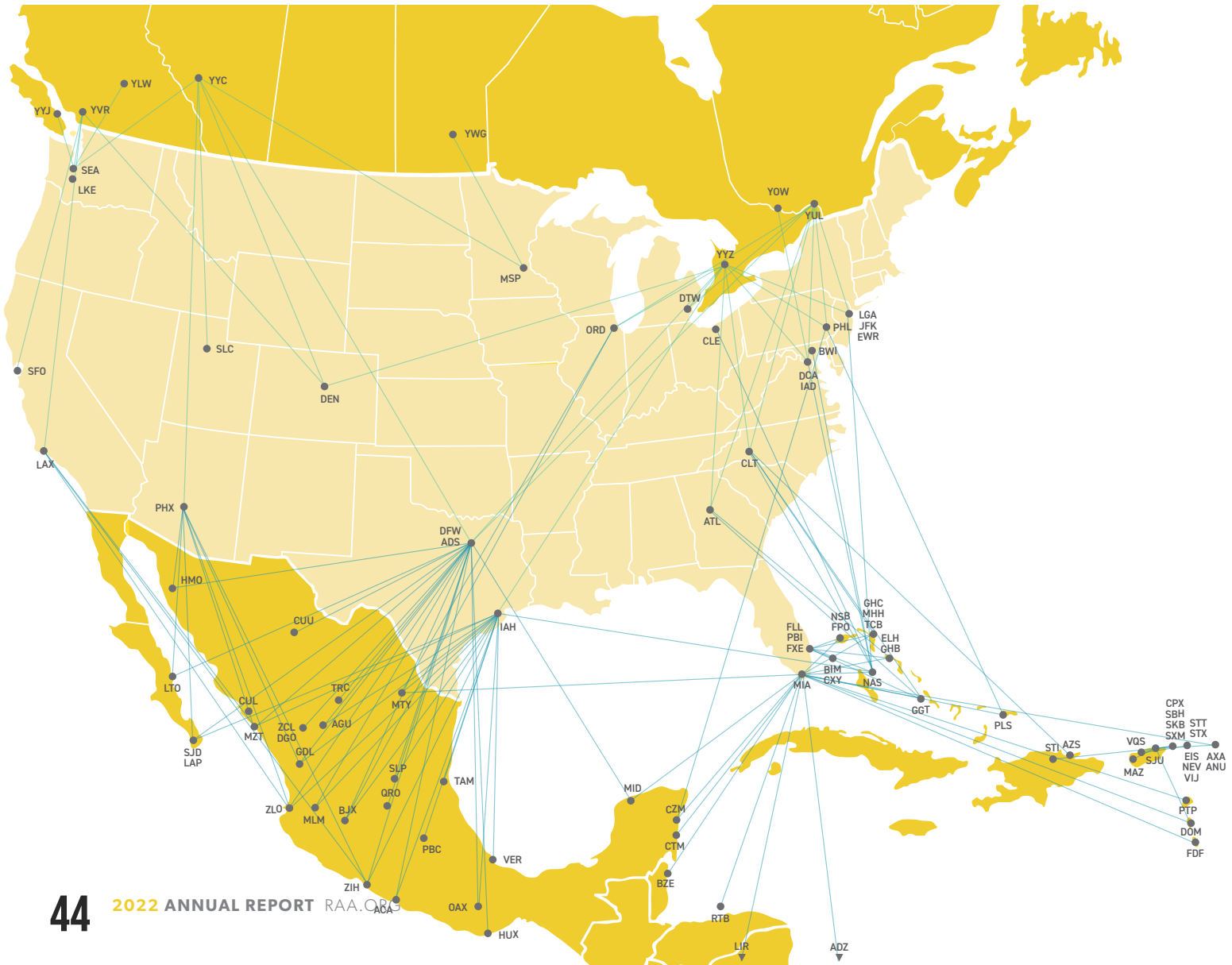
Rank	Airport	Airport Code	Regional Dep.	Total Dep.	Regional Share
41	Milwaukee	MKE	11,076	25,368	44%
42	Oklahoma City	OKC	10,821	19,844	55%
43	San Diego	SAN	10,749	65,128	17%
44	Memphis	MEM	10,632	21,238	50%
45	Savannah	SAV	10,563	18,399	57%
46	Kahului	OGG	10,396	37,323	28%
47	Fairbanks	FAI	10,230	13,226	77%
48	Hoolehua	MKK	10,201	10,201	100%
49	Nantucket	ACK	10,145	11,205	91%
50	Richmond	RIC	10,126	19,675	51%

SHORTEST & LONGEST REGIONAL ROUTES (CONTIGUOUS 48)

	Origin	Destination	Marketing Carrier	Operating Carrier	Aircraft	Distance (NM)	Block Time (min)	# of 2021 Departures	
REGIONAL JET	Shortest Distance	SFO: San Francisco, CA	STS: Santa Rosa, CA	United Airlines	SkyWest Airlines	Canadair Regional Jet	56	42	153
	Shortest Time	BKW: Beckley, WV	PKB: Parkersburg, WV	Contour Airlines	Contour Airlines	Embraer RJ 135/140/145	94	40	644
	Longest Distance	ORD: Chicago, IL	SBA: Santa Barbara, CA	United Airlines	SkyWest Airlines	Embraer 175 (Enhanced Winglets)	1,562	285	58
	Longest Time	ORD: Chicago, IL	RNO: Reno, NV	United Airlines	SkyWest Airlines	Embraer 175 (Enhanced Winglets)	1,448	303	46
NON-JET	Shortest Distance	FRD: Friday Harbor, WA	ESD: Eastsound, WA	Kenmore Air	Kenmore Air	Cessna Caravan CE-208-B	11	16	784
	Shortest Time	FRD: Friday Harbor, WA	ESD: Eastsound, WA	Kenmore Air	Kenmore Air	Cessna Caravan CE-208-B	11	16	784
	Longest Distance	FAT: Fresno, CA	SEA: Seattle, WA	Alaska Airlines	Horizon Air	Dhivild-Bombardier DHC8 Dsh8	650	156	49
	Longest Time	FAT: Fresno, CA	SEA: Seattle, WA	Alaska Airlines	Horizon Air	Dhivild-Bombardier DHC8 Dsh8	650	156	49

Source: Analysis of OAG Schedules Analyser data

REGIONAL AIRLINE TRANSBORDER SERVICE



PASSENGER SERVICE IN U.S.

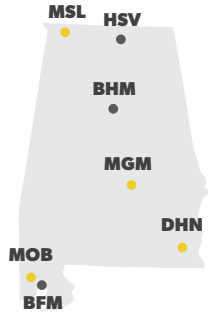
- Regional flights only (95% and above)
- Regional/other flights

State by State Analysis, including Alaska, Hawaii, and Puerto Rico.

*Due to its size, Alaska can be found on its own dedicated page at the end of this section.

Source: PASSENGERS = Bureau of Transportation Statistics, Air Carrier Statistics Form 41 Traffic: T-100 Segment (U.S. Carriers Only); DEPARTURES = OAG Schedules Analyser; EAS data published by FAA for June 2022

ALABAMA



Code	Airport Name	% Pax.	% Depts.
BFM	Mobile Int. Airport	0%	0%
BHM	Birmingham	43%	63%
DHN	Dothan	100%	100%
HSV	Huntsville	77%	87%

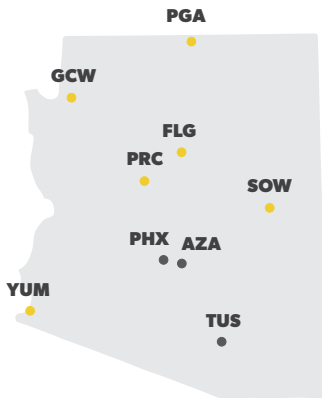
Code	Airport Name	% Pax.	% Depts.
MGM	Mobile	99%	99%
MOB	Montgomery	100%	100%
MSL	Muscle Shoals/Florence	100%	100%

EAS Community	Annual Contract Subsidy Rates 6/1/22	EAS Carrier	Start	Expiration	Order	Hub(s) Served
Muscle Shoals	\$2,992,475	AEAS/Contour	03/01/22	09/30/24	2022-1-21	CLT

2021 Enplanements	Regional	Industry
Regional Share — 63%	1,235,494	1,975,833

2021 Scheduled Departures	Regional	Industry
Regional Share — 81%	28,219	34,836

ARIZONA



Code	Airport Name	% Pax.	% Depts.
AZA	Phoenix	0%	0%
FLG	Flagstaff Pulliam Airport	100%	100%
GCW	Grand Canyon West	100%	100%
PGA	Page	100%	100%
PHX	Phoenix	10%	24%

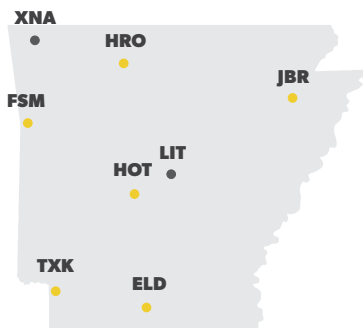
Code	Airport Name	% Pax.	% Depts.
PRC	Prescott	100%	100%
SOW	Show Low	100%	100%
TUS	Tucson	33%	53%
YUM	Yuma	100%	100%

EAS Community	Annual Contract Subsidy Rates 6/1/22	EAS Carrier	Start	Expiration	Order	Hub(s) Served
Page	\$4,398,924	AEAS/Contour	10/01/20	09/30/22	2020-9-18	LAS/PHX
Prescott	\$3,209,101	SkyWest	09/01/20	08/31/23	2020-7-2	DEN/LAX
Show Low	\$3,203,599	Boutique Air	05/11/22	06/30/22	2020-5-5	PHX

2021 Enplanements	Regional	Industry
Regional Share — 12%	2,635,894	21,331,081

2021 Scheduled Departures	Regional	Industry
Regional Share — 28%	55,687	198,007

ARKANSAS



Code	Airport Name	% Pax.	% Depts.
ELD	El Dorado	100%	100%
FSM	Fort Smith	100%	100%
HOT	Hot Springs	100%	100%
HRO	Harrison	100%	100%

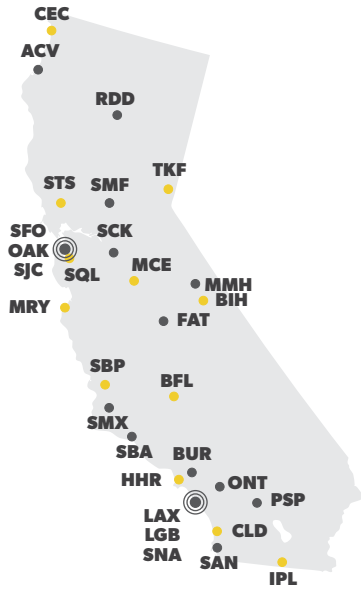
Code	Airport Name	% Pax.	% Depts.
JBR	Jonesboro	100%	100%
LIT	Little Rock	48%	66%
TXK	Texarkana	100%	100%
XNA	Fayetteville/Springdale	77%	86%

EAS Community	Annual Contract Subsidy Rates 6/1/22	EAS Carrier	Start	Expiration	Order	Hub(s) Served
El Dorado	\$2,670,822	Southern	03/01/21	02/28/23	2021-2-2	DFW/MEM
Harrison	\$2,963,576	Southern	03/01/21	02/28/23	2021-6-3	DFW/MEM
Hot Springs	\$2,787,762	Southern	03/01/21	02/28/23	2021-2-2	DFW/MEM
Jonesboro	\$2,217,130	Air Choice One	03/01/22	02/28/26	2021-12-6	BNA/STL

2021 Enplanements	Regional	Industry
Regional Share — 62%	957,110	1,534,596

2021 Scheduled Departures	Regional	Industry
Regional Share — 81%	23,152	28,636

CALIFORNIA



Code	Airport Name	% Pax.	% Depts.
ACV	Arcata/Eureka (US) CA	80%	93%
BFL	Bakersfield	100%	100%
BIH	Bishop	100%	100%
BUR	Burbank	10%	18%
CEC	Crescent City	100%	100%
CLD	San Diego	100%	100%
FAT	Fresno	51%	72%
HHR	Hawthorne (US) CA	100%	100%
IPL	Imperial/Ei Centro	100%	100%
LAX	Los Angeles (US) CA	12%	28%
LGB	Long Beach	12%	20%
MCE	Merced	100%	100%
MMH	Mammoth Lakes	100%	100%
MRY	Monterey/Carmel	92%	96%
OAK	Oakland	5%	10%

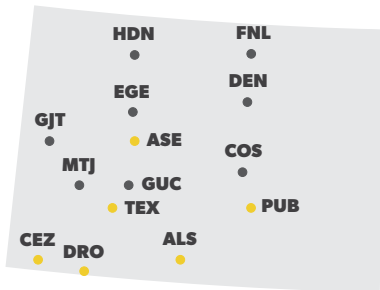
Code	Airport Name	% Pax.	% Depts.
ONT	Los Angeles (US) CA	12%	23%
PSP	Palm Springs	33%	51%
RDD	Redding	83%	95%
SAN	San Diego	7%	17%
SBA	Santa Barbara	51%	67%
SBP	San Luis Obispo	100%	100%
SCK	Sacramento	0%	0%
SFO	San Francisco	17%	35%
SJC	San Jose (US) CA	16%	29%
SMF	Sacramento	9%	21%
SMX	Santa Maria (US) CA	0%	0%
SNA	Santa Ana	5%	10%
SQL	San Carlos	100%	100%
STS	Santa Rosa	85%	94%
TKF	Truckee	100%	100%

EAS Community	Annual Contract Subsidy Rates 6/1/22	EAS Carrier	Start	Expiration	Order	Hub(s) Served
Crescent City	\$3,636,090	AEAS/Contour	10/01/20	09/30/24	2020-9-2	OAK
Ei Centro	\$2,920,934	Southern	05/01/22	04/30/26	2022-2-19	LAS/LAX
Merced	\$3,552,016	Advanced Air	01/01/22	12/31/25	2021-9-24	LAS/LAX

2021 Enplanements	Regional	Industry
Regional Share — 13%	8,688,938	64,440,638

2021 Scheduled Departures	Regional	Industry
Regional Share — 29%	178,653	623,233

COLORADO



Code	Airport Name	% Pax.	% Depts.
ALS	Alamosa	100%	100%
ASE	Aspen	100%	100%
CEZ	Cortez	100%	100%
COS	Colorado Springs	23%	43%
DEN	Denver	13%	31%
DRO	Durango	92%	97%
EGE	Vail	27%	44%

Code	Airport Name	% Pax.	% Depts.
FNL	Fort Collins/Loveland	0%	0%
GJT	Grand Junction	86%	93%
GUC	Gunnison	84%	92%
HDN	Hayden	40%	51%
MTJ	Montrose	41%	49%
PUB	Pueblo	83%	100%
TEX	Telluride	100%	100%

EAS Community	Annual Contract Subsidy Rates 6/1/22	EAS Carrier	Start	Expiration	Order	Hub(s) Served
Alamosa	\$5,242,836	Key Lime Air	06/08/22	06/30/24	2022-5-9	DEN
Cortez	\$3,854,948	Boutique Air	10/01/18	09/30/22	2018-8-1	DEN/PHX
Pueblo	\$2,784,664	SkyWest	12/01/19	11/30/22	2019-11-21	DEN

2021 Enplanements	Regional	Industry
Regional Share — 16%	4,898,645	30,938,439

2021 Scheduled Departures	Regional	Industry
Regional Share — 36%	115,132	318,356

SAVE THE DATE

RAA LEADERS CONFERENCE

SEPTEMBER 26–SEPTEMBER 27, 2023

At the RAA Leaders Conference, you will find opportunities to connect with partners and customers, learn about critical initiatives and hear from industry influencers and decision-makers. It all takes place this September—at RAA headquarters, 1201 15th ST NW, Washington, DC.

Learn more at raa.org

For sponsorship opportunities, please contact Diana Lundie at diana@thelundiegroupp.com



GO BEYOND

REGIONAL AVIATION

HELPING YOU STAY CONNECTED. HELPING YOUR BUSINESS GROW.

YOUR NEXT DESTINATION IS ALWAYS WITHIN REACH.

Pratt & Whitney's commitment to performance and innovation has set the standard in regional aviation. Thoughtfully engineered for fuel efficiency and the least possible impact on the environment, our family of turboprop engines keeps you mobile and connected—even in hard-to-reach destinations—and propels your business forward.

EQUIP YOUR FLEET AT PRATTWHITNEY.COM



PASSENGER SERVICE IN U.S.

- Regional flights only (95% and above)
- Regional/other flights



CONNECTICUT

Code	Airport Name	% Pax.	% Depts.
BDL	Hartford	17%	31%
BDR	Bridgeport	100%	100%

Code	Airport Name	% Pax.	% Depts.
HVN	New Haven	26%	56%

2021 Enplanements	Regional	Industry
Regional Share — 17%	383,980	2,306,855

2021 Scheduled Departures	Regional	Industry
Regional Share — 32%	6,915	21,832

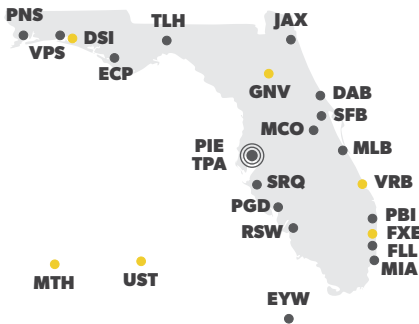


DELAWARE

Code	Airport Name	% Pax.	% Depts.
ILG	Wilmington	0%	0%

2021 Enplanements	Regional	Industry
Regional Share — 0%	0	11,871

2021 Scheduled Departures	Regional	Industry
Regional Share — 0%	0	118



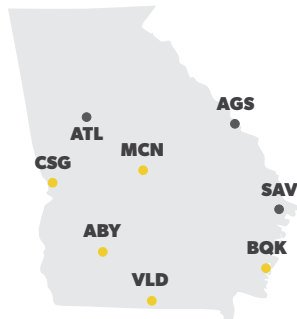
FLORIDA

Code	Airport Name	% Pax.	% Depts.
DAB	Daytona Beach	41%	59%
DSI	Destin/Ft Walton Beach	100%	100%
ECP	Panama City	28%	45%
EYW	Key West	47%	64%
FLL	Fort Lauderdale	1%	4%
FXE	Fort Lauderdale Executive	100%	100%
GNV	Gainesville	97%	98%
JAX	Jacksonville	23%	39%
MCO	Orlando	0%	2%
MIA	Miami	7%	16%
MLB	Melbourne	44%	54%
MTH	Marathon	100%	100%

Code	Airport Name	% Pax.	% Depts.
PBI	West Palm Beach	4%	8%
PGD	Punta Gorda	0%	0%
PIE	Tampa	0%	0%
PNS	Pensacola	35%	55%
RSW	Fort Myers	2%	4%
SFB	Orlando	0%	0%
SRQ	Sarasota/Bradenton	14%	24%
TLH	Tallahassee	77%	87%
TPA	Tampa	2%	5%
UST	St Augustine	100%	100%
VPS	Destin/Ft Walton Beach	27%	43%
VRB	Vero Beach	100%	100%

2021 Enplanements	Regional	Industry
Regional Share — 6%	4,367,117	76,529,545

2021 Scheduled Departures	Regional	Industry
Regional Share — 13%	86,390	641,880



GEORGIA

Code	Airport Name	% Pax.	% Depts.
ABY	Albany (US) GA	100%	100%
AGS	Augusta (US) GA	88%	94%
ATL	Atlanta	10%	23%
BQK	Brunswick (US) GA	100%	100%

Code	Airport Name	% Pax.	% Depts.
CSG	Columbus (US) GA	100%	100%
MCN	Macon	100%	100%
SAV	Savannah	42%	57%
VLD	Valdosta	100%	100%

EAS Community	Annual Contract Subsidy Rates 6/1/22	EAS Carrier	Start	Expiration	Order	Hub(s) Served
Macon	\$4,687,979	AEAS/Contour	08/01/19	09/30/23	2019-4-9	BWI

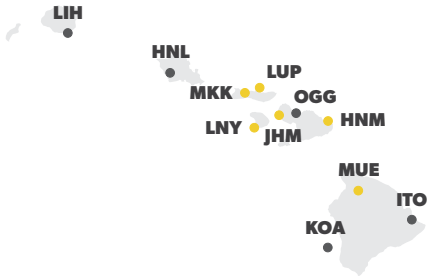
2021 Enplanements	Regional	Industry
Regional Share — 12%	4,613,550	38,279,989

2021 Scheduled Departures	Regional	Industry
Regional Share — 27%	96,782	362,731

PASSENGER SERVICE IN U.S.

- Regional flights only (95% and above)
- Regional/other flights

HAWAII



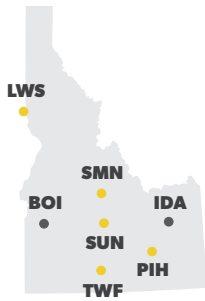
Code	Airport Name	% Pax.	% Depts.
HNL	Honolulu	1%	16%
HNM	Hana	100%	100%
ITO	Hilo	1%	16%
JHM	Kapalua	100%	100%
KOA	Kona	1%	16%
LIH	Lihue	0%	0%

Code	Airport Name	% Pax.	% Depts.
LNY	Lanai City	100%	100%
LUP	Kalaupapa	100%	100%
MKK	Hoolehua	100%	100%
MUE	Kamuela	100%	100%
OGG	Kahului	2%	28%

EAS Community	Annual Contract Subsidy Rates 6/1/22	EAS Carrier	Start	Expiration	Order	Hub(s) Served
Hana	\$170,145	Southern	02/01/20	01/31/24	2020-2-3	OGG
Kalaupapa	\$1,482,660	Southern	04/22/21	04/30/25	2021-4-16	HNL/MKK
Kamuela	\$790,715	Southern	07/01/21	06/30/25	2021-5-11	OGG

2021 Enplanements	Regional	Industry
Regional Share — 2%	247,831	11,543,023

2021 Scheduled Departures	Regional	Industry
Regional Share — 28%	40,785	146,832



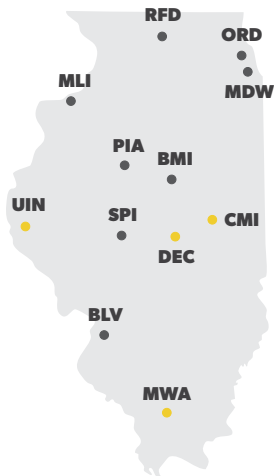
IDAHO

Code	Airport Name	% Pax.	% Depts.
BOI	Boise	44%	64%
IDA	Idaho Falls	78%	90%
LWS	Lewiston	100%	100%
PIH	Pocatello	100%	100%

Code	Airport Name	% Pax.	% Depts.
SMN	Salmon	100%	100%
SUN	Hailey/Sun Valley	100%	100%
TWF	Twin Falls	99%	100%

2021 Enplanements	Regional	Industry
Regional Share — 52%	1,162,487	2,226,861

2021 Scheduled Departures	Regional	Industry
Regional Share — 73%	24,866	34,193



ILLINOIS

Code	Airport Name	% Pax.	% Depts.
BLV	Belleville	0%	0%
BMI	Bloomington/Normal	68%	85%
CMI	Champaign/Urbana	100%	100%
DEC	Decatur	100%	100%
MDW	Chicago Midway International Airport	2%	4%
MLI	Moline	77%	90%

Code	Airport Name	% Pax.	% Depts.
MWA	Marion (US) IL	100%	100%
ORD	Chicago O'Hare International Airport	32%	57%
PIA	Peoria	51%	75%
RFD	Chicago Rockford International Airport	0%	0%
SPI	Springfield	67%	90%
UIN	Quincy	100%	100%

EAS Community	Annual Contract Subsidy Rates 6/1/22	EAS Carrier	Start	Expiration	Order	Hub(s) Served
Decatur	\$3,572,841	SkyWest	02/01/22	01/31/25	2021-11-7	ORD
Marion	\$3,111,614	Cape Air	12/01/19	11/30/23	2019-10-13	BNA/STL
Quincy	\$3,319,412	Cape Air	12/01/21	11/30/25	2021-9-22	ORD/STL

2021 Enplanements	Regional	Industry
Regional Share — 26%	8,631,024	33,676,690

2021 Scheduled Departures	Regional	Industry
Regional Share — 49%	190,467	385,290



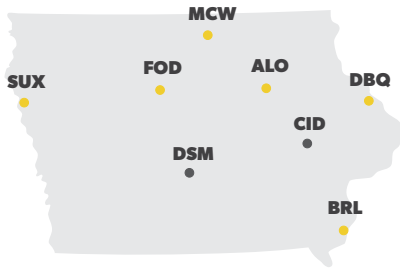
INDIANA

Code	Airport Name	% Pax.	% Depts.
EVV	Evansville	91%	97%
FWA	Fort Wayne	70%	87%

Code	Airport Name	% Pax.	% Depts.
IND	Indianapolis	26%	46%
SBN	South Bend	72%	88%

2021 Enplanements	Regional	Industry
Regional Share — 36%	1,552,175	4,336,074

2021 Scheduled Departures	Regional	Industry
Regional Share — 59%	31,850	53,942



IOWA

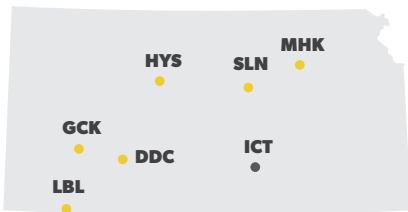
Code	Airport Name	% Pax.	% Depts.
ALO	Waterloo	100%	100%
BRL	Burlington (US) IA	100%	100%
CID	Cedar Rapids	67%	84%
DBQ	Dubuque	100%	100%

Code	Airport Name	% Pax.	% Depts.
DSM	Des Moines	48%	67%
FOD	Fort Dodge	100%	100%
MCW	Mason City	100%	100%
SUX	Sioux City	100%	100%

EAS Community	Annual Contract Subsidy Rates 6/1/22	EAS Carrier	Start	Expiration	Order	Hub(s) Served
Burlington	\$2,582,098	Cape Air	02/01/22	01/31/26	2021-11-9	ORD/STL
Fort Dodge	\$3,071,656	SkyWest	03/01/21	02/29/24	2020-12-12	DEN/ORD
Mason City	\$3,006,057	SkyWest	03/01/21	02/29/24	2020-12-12	ORD
Sioux City	\$880,418	SkyWest	04/01/21	03/31/24	2021-3-1	DEN/ORD
Waterloo	\$3,986,989	American	05/01/22	04/30/24	2022-1-16	ORD

2021 Enplanements	Regional	Industry
Regional Share — 57%	946,937	1,674,746

2021 Scheduled Departures	Regional	Industry
Regional Share — 78%	22,108	28,346



KANSAS

Code	Airport Name	% Pax.	% Depts.
DDC	Dodge City	100%	100%
GCK	Garden City	100%	100%
HYS	Hays	100%	100%
ICT	Wichita	55%	73%

Code	Airport Name	% Pax.	% Depts.
LBL	Liberal	100%	100%
MHK	Manhattan	100%	100%
SLN	Salina	100%	100%

EAS Community	Annual Contract Subsidy Rates 6/1/22	EAS Carrier	Start	Expiration	Order	Hub(s) Served
Dodge City	\$3,774,652	SkyWest	02/13/20	01/31/23	2019-12-9	DEN
Garden City	\$772,065	American	08/01/20	07/31/22	2020-6-11	DFW
Hays	\$3,642,585	SkyWest	08/01/21	07/31/24	2021-3-28	DEN
Liberal	\$3,788,409	SkyWest	02/01/20	01/31/23	2019-12-9	DEN
Salina	\$3,310,166	SkyWest	04/01/20	03/31/23	2020-1-15	DEN/ORD

2021 Enplanements	Regional	Industry
Regional Share — 62%	476,036	765,852

2021 Scheduled Departures	Regional	Industry
Regional Share — 82%	11,703	14,336



KENTUCKY

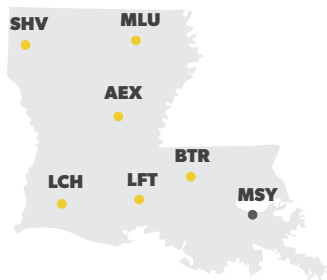
Code	Airport Name	% Pax.	% Depts.
CVG	Cincinnati	30%	50%
LEX	Lexington	69%	86%
OWB	Owensboro	30%	92%

Code	Airport Name	% Pax.	% Depts.
PAH	Paducah	100%	100%
SDF	Louisville	44%	63%

EAS Community	Annual Contract Subsidy Rates 6/1/22	EAS Carrier	Start	Expiration	Order	Hub(s) Served
Owensboro	\$2,128,874	Cape Air	01/01/22	12/31/23	2021-11-8	BNA/STL
Paducah	\$3,117,436	SkyWest	02/01/20	01/31/23	2020-2-1	ORD

2021 Enplanements	Regional	Industry
Regional Share — 38%	1,949,545	5,090,929

2021 Scheduled Departures	Regional	Industry
Regional Share — 60%	40,450	67,204



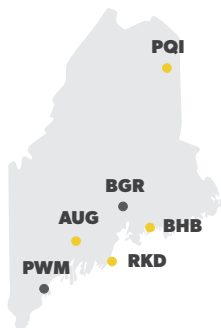
LOUISIANA

Code	Airport Name	% Pax.	% Depts.
AEX	Alexandria	100%	100%
BTR	Baton Rouge	100%	100%
LCH	Lake Charles	100%	100%
LFT	Lafayette Regional Apt	100%	100%

Code	Airport Name	% Pax.	% Depts.
MLU	Monroe	100%	100%
MSY	New Orleans	8%	15%
SHV	Shreveport	90%	96%

2021 Enplanements	Regional	Industry
Regional Share — 25%	1,259,899	5,024,007

2021 Scheduled Departures	Regional	Industry
Regional Share — 47%	29,097	62,214



MAINE

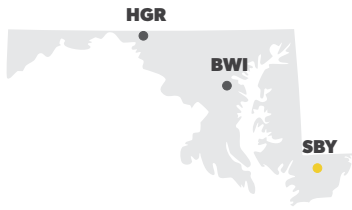
Code	Airport Name	% Pax.	% Depts.
AUG	Augusta	100%	100%
BGR	Bangor	79%	88%
BHB	Bar Harbor	100%	100%

Code	Airport Name	% Pax.	% Depts.
PQI	Presque Isle	100%	100%
PWM	Portland	45%	66%
RKD	Rockland	100%	100%

EAS Community	Annual Contract Subsidy Rates 6/1/22	EAS Carrier	Start	Expiration	Order	Hub(s) Served
Augusta	\$2,195,221	Cape Air	11/01/18	10/31/22	2018-9-4	BOS
Bar Harbor	\$3,498,898	Cape Air	10/15/20	10/14/24	2020-9-22	BOS
Presque Isle	\$10,874,142	United	06/01/22	05/31/24	2022-2-2	EWR
Rockland	\$2,495,090	Cape Air	11/01/18	10/31/22	2018-9-4	BOS

2021 Enplanements	Regional	Industry
Regional Share — 55%	645,014	1,172,844

2021 Scheduled Departures	Regional	Industry
Regional Share — 79%	17,199	21,777



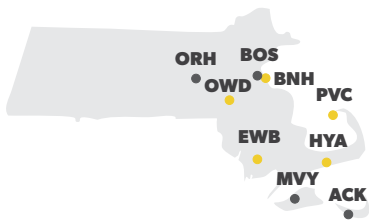
MARYLAND

Code	Airport Name	% Pax.	% Depts.
BWI	Baltimore	2%	8%
HGR	Hagerstown	0%	0%

Code	Airport Name	% Pax.	% Depts.
SBY	Salisbury/Ocean City	100%	100%

2021 Enplanements	Regional	Industry
Regional Share — 3%	253,829	9,418,517

2021 Scheduled Departures	Regional	Industry
Regional Share — 9%	7,706	83,195



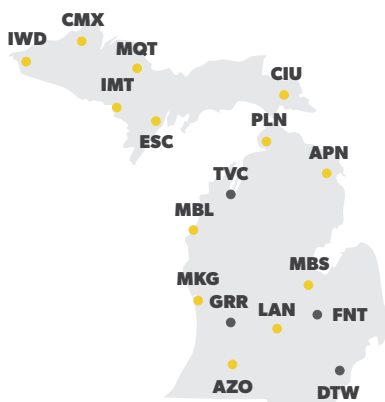
MASSACHUSETTS

Code	Airport Name	% Pax.	% Depts.
ACK	Nantucket	63%	91%
BNH	Boston Harbour SPB	100%	100%
BOS	Boston	9%	30%
EWB	New Bedford/Fall River	100%	100%
HYA	Hyannis	70%	97%

Code	Airport Name	% Pax.	% Depts.
MVY	Martha's Vineyard	50%	86%
ORH	Worcester	14%	29%
OWD	Norwood	100%	100%
PVC	Provincetown	100%	100%

2021 Enplanements	Regional	Industry
Regional Share — 10%	1,096,976	10,562,888

2021 Scheduled Departures	Regional	Industry
Regional Share — 41%	54,836	134,223



MICHIGAN

Code	Airport Name	% Pax.	% Depts.
APN	Alpena	100%	100%
AZO	Kalamazoo/Battle Creek	100%	100%
CIU	Sault Ste Marie	100%	100%
CMX	Hancock	100%	100%
DTW	Detroit	28%	52%
ESC	Escanaba	100%	100%
FNT	Flint	50%	72%
GRR	Grand Rapids	33%	53%
IMT	Iron Mountain/Kingsfd.	100%	100%

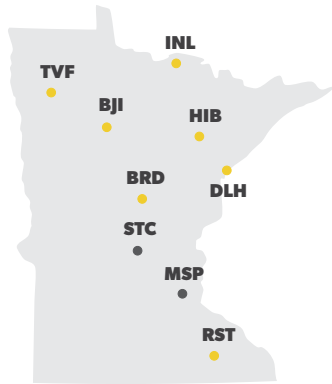
Code	Airport Name	% Pax.	% Depts.
IWD	Ironwood	100%	100%
LAN	Lansing	100%	100%
MBL	Manistee	100%	100%
MBS	Saginaw/Midland/Bay C.	100%	100%
MKG	Muskegon	100%	100%
MQT	Marquette	100%	100%
PLN	Pellston	100%	100%
TVC	Traverse City	71%	84%

EAS Community	Annual Contract Subsidy Rates 6/1/22	EAS Carrier	Start	Expiration	Order	Hub(s) Served
Alpena	\$3,779,500	SkyWest	10/01/20	09/30/22	2020-6-20	DTW
Escanaba	\$3,184,053	SkyWest	01/01/21	12/31/23	2020-12-13	DTW/MSP
Hancock/Houghton	\$2,204,520	SkyWest	02/01/20	01/31/23	2020-2-1	ORD
Iron Mountain	\$3,868,146	SkyWest	02/01/21	01/31/24	2020-12-14	DTW/MSP
Ironwood	\$3,398,947	Key Lime Air	10/01/21	09/30/23	2021-8-8	MSP/ORD
Manistee	\$3,794,152	Cape Air	10/01/20	09/30/22	2020-7-4	ORD
Muskegon	\$3,174,790	SkyWest	02/01/20	01/31/23	2020-2-1	ORD
Pellston	\$2,313,625	SkyWest	02/01/22	01/31/25	2021-11-10	DTW
Sault Ste. Marie	\$3,423,267	SkyWest	02/01/21	01/31/24	2020-12-14	DTW/MSP

2021 Enplanements	Regional	Industry
Regional Share — 32%	4,416,065	13,847,358

2021 Scheduled Departures	Regional	Industry
Regional Share — 57%	101,280	176,187

MINNESOTA



Code	Airport Name	% Pax.	% Depts.
BJI	Bemidji	100%	100%
BRD	Brainerd	100%	100%
DLH	Duluth	98%	100%
HIB	Hibbing/Chisholm	100%	100%
INL	International Falls	100%	100%

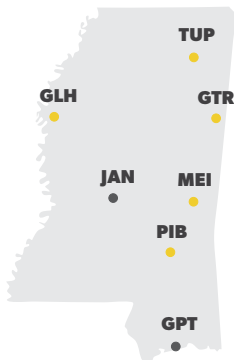
Code	Airport Name	% Pax.	% Depts.
MSP	Minneapolis/St Paul	23%	45%
RST	Rochester	99%	100%
STC	St Cloud	1%	0%
TVF	Thief River Falls	100%	100%

EAS Community	Annual Contract Subsidy Rates 6/1/22	EAS Carrier	Start	Expiration	Order	Hub(s) Served
Bemidji	\$1,863,375	SkyWest	03/01/22	02/28/25	2022-1-3	MSP
Brainerd	\$2,043,505	SkyWest	02/01/21	01/31/24	2020-12-14	MSP
Hibbing	\$3,889,635	SkyWest	06/01/22	05/31/24	2022-3-13	MSP
International Falls	\$3,388,905	SkyWest	02/01/21	01/31/24	2020-12-14	MSP
Thief River Falls	\$5,801,556	Key Lime Air	06/01/22	05/31/27	2022-2-21	MSP

2021 Enplanements	Regional	Industry
Regional Share — 25%	3,099,889	12,468,999

2021 Scheduled Departures	Regional	Industry
Regional Share — 49%	69,377	142,752

MISSISSIPPI



Code	Airport Name	% Pax.	% Depts.
GLH	Greenville	100%	100%
GPT	Gulfport/Biloxi	83%	92%
GTR	Columbus	100%	100%
JAN	Jackson	57%	69%

Code	Airport Name	% Pax.	% Depts.
MEI	Meridian	100%	100%
PIB	Hattiesburg/Laurel	100%	100%
TUP	Tupelo	100%	100%

EAS Community	Annual Contract Subsidy Rates 6/1/22	EAS Carrier	Start	Expiration	Order	Hub(s) Served
Greenville	\$2,933,615	AEAS/Contour	10/01/21	09/30/25	2021-7-18	BNA/DFW
Hattiesburg/Laurel	\$3,648,856	SkyWest	11/01/20	10/31/23	2020-9-25	IAH
Meridian	\$3,322,219	SkyWest	11/01/20	10/31/23	2020-9-25	IAH
Tupelo	\$3,887,625	AEAS/Contour	10/01/20	09/30/22	2020-9-14	BNA

2021 Enplanements	Regional	Industry
Regional Share — 69%	538,785	782,315

2021 Scheduled Departures	Regional	Industry
Regional Share — 82%	13,406	16,351



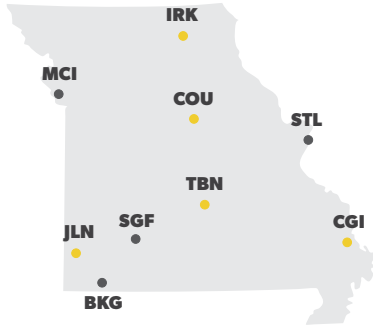
CHALLENGE.
CREATE.
OUTPERFORM.

E175

*SETTING A NEW LEVEL
IN PERFORMANCE
AND ECONOMICS*



MISSOURI



Code	Airport Name	% Pax.	% Depts.
BKG	Branson	0%	0%
CGI	Cape Girardeau	100%	100%
COU	Columbia (US) MO	100%	100%
IRK	Kirkville	100%	100%
JLN	Joplin	100%	100%

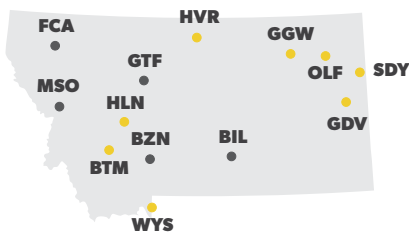
Code	Airport Name	% Pax.	% Depts.
MCI	Kansas City	17%	30%
SGF	Springfield	78%	90%
STL	St Louis	14%	35%
TBN	Fort Leonard Wood	100%	100%

EAS Community	Annual Contract Subsidy Rates 6/1/22	EAS Carrier	Start	Expiration	Order	Hub(s) Served
Cape Girardeau	\$3,465,213	SkyWest	12/01/21	11/30/24	2021-8-7	ORD
Fort Leonard Wood	\$3,467,553	SkyWest	10/01/21	09/30/24	2021-7-14	ORD
Joplin	\$1,222,934	SkyWest	06/01/21	05/31/24	2021-3-2	DEN/ORD
Kirkville	\$2,339,088	Cape Air	10/01/20	09/30/24	2020-9-3	STL

2021 Enplanements	Regional	Industry
Regional Share — 20%	1,898,690	9,678,708

2021 Scheduled Departures	Regional	Industry
Regional Share — 41%	44,323	109,422

MONTANA



Code	Airport Name	% Pax.	% Depts.
BIL	Billings	55%	85%
BTM	Butte	100%	100%
BZN	Bozeman	26%	43%
FCA	Kalispell	46%	65%
GDV	Glendive	100%	100%
GGW	Glasgow (US) MT	100%	100%
GTF	Great Falls	83%	93%

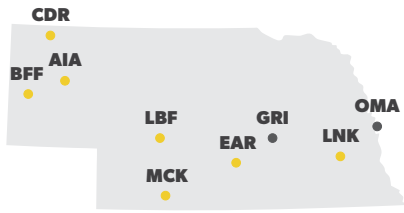
Code	Airport Name	% Pax.	% Depts.
HLN	Helena	100%	100%
HVR	Havre	100%	100%
MSO	Missoula	56%	74%
OLF	Wolf Point	100%	100%
SDY	Sidney	100%	100%
WYS	West Yellowstone	100%	100%

EAS Community	Annual Contract Subsidy Rates 6/1/22	EAS Carrier	Start	Expiration	Order	Hub(s) Served
Butte	\$997,186	SkyWest	01/01/22	12/31/24	2021-7-15	DEN/SLC
Glasgow	\$2,267,282	Cape Air	01/01/20	12/31/23	2019-10-11	BIL
Glendive	\$2,449,173	Cape Air	01/01/20	12/31/23	2019-10-11	BIL
Havre	\$2,412,503	Cape Air	01/01/20	12/31/23	2019-10-11	BIL
Sidney	\$4,477,155	Cape Air	01/01/20	12/31/23	2019-10-11	BIL
West Yellowstone	\$1,491,893	SkyWest	05/06/21	10/15/23	2020-3-20	DEN/SLC
Wolf Point	\$2,438,555	Cape Air	01/01/20	12/31/23	2019-10-11	BIL

2021 Enplanements	Regional	Industry
Regional Share — 46%	1,108,585	2,415,770

2021 Scheduled Departures	Regional	Industry
Regional Share — 73%	32,414	44,571

NEBRASKA



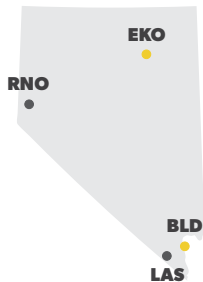
Code	Airport Name	% Pax.	% Depts.
AIA	Alliance	100%	100%
BFF	Scottsbluff	100%	100%
CDR	Chadron	100%	100%
EAR	Kearney	100%	100%
GRI	Grand Island	51%	77%

Code	Airport Name	% Pax.	% Depts.
LBF	North Platte	100%	100%
LNK	Lincoln	100%	100%
MCK	Mccook	100%	100%
OMA	Omaha	28%	47%

EAS Community	Annual Contract Subsidy Rates 6/1/22	EAS Carrier	Start	Expiration	Order	Hub(s) Served
Alliance	\$2,444,216	Key Lime Air	06/01/21	05/31/23	2021-4-5	DEN
Chadron	\$2,737,716	Southern	06/01/21	05/31/23	2021-4-6	DEN
Grand Island	\$1,016,783	American	07/01/21	06/30/23	2021-3-9	DFW
Kearney	\$3,638,264	SkyWest	09/01/20	08/31/23	2020-6-10	DEN/ORD
McCook	\$2,910,856	Key Lime Air	06/01/22	05/31/24	2022-2-23	DEN
North Platte	\$3,419,349	SkyWest	02/01/20	01/31/23	2019-10-15	DEN
Scottsbluff	\$2,989,039	SkyWest	02/01/20	01/31/23	2019-10-15	DEN

2021 Enplanements	Regional	Industry
Regional Share — 34%	700,039	2,062,280

2021 Scheduled Departures	Regional	Industry
Regional Share — 60%	17,022	28,524



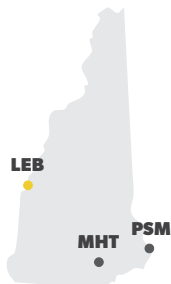
NEVADA

Code	Airport Name	% Pax.	% Depts.
BLD	Las Vegas	100%	100%
EKO	Elko	100%	100%

Code	Airport Name	% Pax.	% Depts.
LAS	Las Vegas	1%	3%
RNO	Reno	26%	44%

2021 Enplanements	Regional	Industry
Regional Share — 4%	740,029	20,540,019

2021 Scheduled Departures	Regional	Industry
Regional Share — 9%	14,941	164,977



NEW HAMPSHIRE

Code	Airport Name	% Pax.	% Depts.
LEB	Lebanon	100%	100%
MHT	Manchester	42%	62%

Code	Airport Name	% Pax.	% Depts.
PSM	Portsmouth Int. Airport	0%	0%

EAS Community	Annual Contract Subsidy Rates 6/1/22	EAS Carrier	Start	Expiration	Order	Hub(s) Served
Lebanon	\$3,936,732	Cape Air	12/01/18	11/30/22	2018-9-14	BOS/HPN

2021 Enplanements	Regional	Industry
Regional Share — 40%	210,325	525,943

2021 Scheduled Departures	Regional	Industry
Regional Share — 69%	6,083	8,825



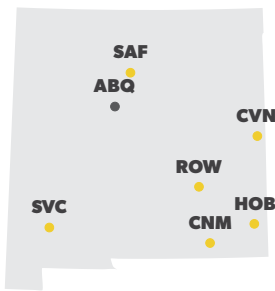
NEW JERSEY

Code	Airport Name	% Pax.	% Depts.
ACY	Atlantic City	1%	8%
EWR	Newark Liberty International Airport	11%	26%

Code	Airport Name	% Pax.	% Depts.
TEB	Teterboro	100%	100%
TTN	Trenton-Mercer Airport	0%	0%

2021 Enplanements	Regional	Industry
Regional Share — 11%	1,552,686	14,473,478

2021 Scheduled Departures	Regional	Industry
Regional Share — 26%	33,062	127,535



NEW MEXICO

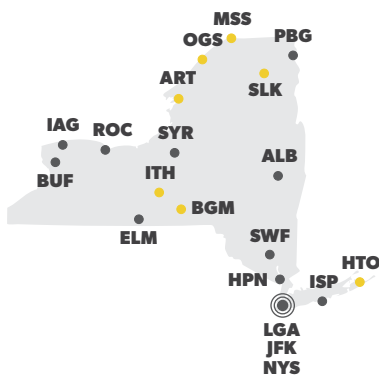
Code	Airport Name	% Pax.	% Depts.
ABQ	Albuquerque	27%	50%
CNM	Carlsbad	100%	100%
CVN	Clovis	100%	100%
HOB	Hobbs	100%	100%

Code	Airport Name	% Pax.	% Depts.
ROW	Roswell	100%	100%
SAF	Santa Fe	100%	100%
SVC	Silver City	100%	100%

EAS Community	Annual Contract Subsidy Rates 6/1/22	EAS Carrier	Start	Expiration	Order	Hub(s) Served
Carlsbad	\$3,493,893	Boutique Air	06/01/21	05/31/25	2021-3-11	ABQ/DFW
Clovis	\$4,804,921	KeyLimeAir	05/01/22	04/30/26	2022-2-18	DFW/DEN
Silver City	\$4,600,656	Advanced Air	02/01/21	01/31/23	2021-2-10	ABQ/PHX

2021 Enplanements	Regional	Industry
Regional Share — 33%	625,467	1,889,568

2021 Scheduled Departures	Regional	Industry
Regional Share — 63%	16,437	26,211



NEW YORK

Code	Airport Name	% Pax.	% Depts.
ALB	Albany (US) NY	33%	56%
ART	Watertown (US) NY	100%	100%
BGM	Binghamton	100%	100%
BUF	Buffalo	28%	48%
ELM	Elmira/Corning	50%	71%
HPN	White Plains	36%	64%
HTO	East Hampton	100%	100%
IAG	Niagara Falls	0%	0%
ISP	Islip	4%	13%
ITH	Ithaca	100%	100%

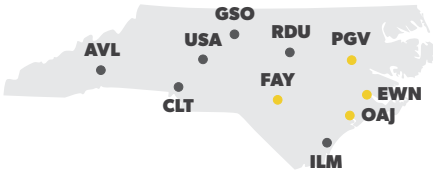
Code	Airport Name	% Pax.	% Depts.
JFK	New York	8%	18%
LGA	New York	25%	46%
MSS	Massena	100%	100%
NYS	New York Skyports SPB	100%	100%
OGS	Ogdensburg	100%	100%
PBG	Plattsburgh	31%	59%
ROC	Rochester (US) NY	54%	72%
SLK	Saranac Lake	100%	100%
SWF	New York	9%	29%
SYR	Syracuse	50%	69%

EAS Community	Annual Contract Subsidy Rates 6/1/22	EAS Carrier	Start	Expiration	Order	Hub(s) Served
Massena	\$3,479,718	Boutique Air	04/01/21	03/31/23	2020-3-21	BWI/BOS
Ogdensburg	\$4,716,635	SkyWest	04/01/21	03/31/24	2021-3-4	IAD
Plattsburgh	\$3,340,136	SkyWest	07/01/20	06/30/22	2020-5-12	IAD
Saranac Lake	\$2,557,622	Cape Air	03/01/22	02/28/26	2022-1-9	BOS/JFK
Watertown (NY)	\$4,701,099	American	02/01/22	01/31/24	2021-12-4	PHL

2021 Enplanements	Regional	Industry
Regional Share — 19%	4,848,033	25,692,301

2021 Scheduled Departures	Regional	Industry
Regional Share — 39%	106,654	276,361

NORTH CAROLINA



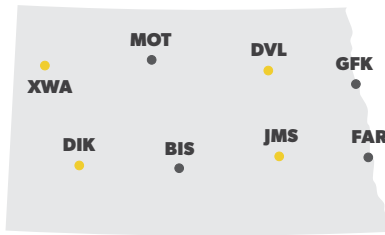
Code	Airport Name	% Pax.	% Depts.
AVL	Asheville/Hendersonville	45%	66%
CLT	Charlotte	33%	54%
EWN	New Bern	100%	100%
FAY	Fayetteville	95%	97%
GSO	Greensboro/High Point	67%	82%

Code	Airport Name	% Pax.	% Depts.
ILM	Wilmington	74%	86%
OAJ	Jacksonville	100%	100%
PGV	Greenville	100%	100%
RDU	Raleigh/Durham	19%	33%
USA	Concord	0%	0%

2021 Enplanements	Regional	Industry
Regional Share — 34%	9,283,057	27,619,356

2021 Scheduled Departures	Regional	Industry
Regional Share — 55%	174,470	319,984

NORTH DAKOTA



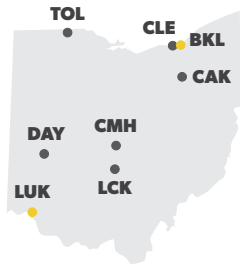
Code	Airport Name	% Pax.	% Depts.
BIS	Bismarck	73%	88%
DIK	Dickinson	100%	100%
DVL	Devils Lake	100%	100%
FAR	Fargo	63%	81%

Code	Airport Name	% Pax.	% Depts.
GFK	Grand Forks	75%	86%
JMS	Jamestown	100%	100%
MOT	Minot	74%	89%
XWA	Williston	96%	98%

EAS Community	Annual Contract Subsidy Rates 6/1/22	EAS Carrier	Start	Expiration	Order	Hub(s) Served
Devils Lake	\$4,374,843	SkyWest	07/01/20	06/30/23	2020-7-1	DEN
Dickinson	\$2,981,242	United	10/01/20	09/30/22	2020-7-5	DEN
Jamestown	\$3,100,464	SkyWest	07/01/20	06/30/23	2020-7-1	DEN

2021 Enplanements	Regional	Industry
Regional Share — 71%	644,152	902,629

2021 Scheduled Departures	Regional	Industry
Regional Share — 88%	15,812	18,041



OHIO

Code	Airport Name	% Pax.	% Depts.
BKL	Cleveland Burke Lakefront	100%	100%
CAK	Akron/Canton	74%	86%
CLE	Cleveland	19%	36%
CMH	Columbus	31%	51%

Code	Airport Name	% Pax.	% Depts.
DAY	Dayton	86%	93%
LCK	Rickenbacker Int. Airport	0%	0%
LUK	Cincinnati Municipal	100%	100%
TOL	Toledo	44%	72%

2021 Enplanements	Regional	Industry
Regional Share — 30%	2,170,996	7,340,376

2021 Scheduled Departures	Regional	Industry
Regional Share — 52%	44,770	86,253



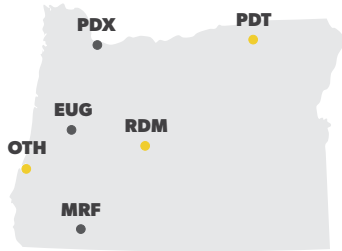
OKLAHOMA

Code	Airport Name	% Pax.	% Depts.
LAW	Lawton/Fort Sill	100%	100%
OKC	Oklahoma City	36%	55%

Code	Airport Name	% Pax.	% Depts.
SWO	Stillwater	100%	100%
TUL	Tulsa	32%	51%

2021 Enplanements	Regional	Industry
Regional Share — 35%	1,024,749	2,903,870

2021 Scheduled Departures	Regional	Industry
Regional Share — 55%	19,977	36,143



OREGON

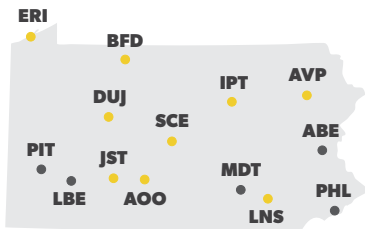
Code	Airport Name	% Pax.	% Depts.
EUG	Eugene	68%	82%
MFR	Medford	80%	90%
OTH	North Bend	100%	100%

Code	Airport Name	% Pax.	% Depts.
PDT	Pendleton	100%	100%
PDX	Portland	19%	38%
RDM	Redmond/Bend	90%	96%

EAS Community	Annual Contract Subsidy Rates 6/1/22	EAS Carrier	Start	Expiration	Order	Hub(s) Served
Pendleton	\$3,871,162	Boutique Air	05/12/22	05/31/24	2022-5-20	PDX

2021 Enplanements	Regional	Industry
Regional Share — 31%	2,205,876	7,141,169

2021 Scheduled Departures	Regional	Industry
Regional Share — 54%	45,764	84,485



PENNSYLVANIA

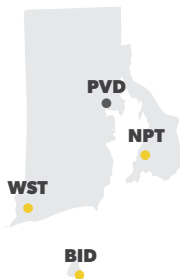
Code	Airport Name	% Pax.	% Depts.
ABE	Allentown/Bethlehem/Easton	53%	76%
AOO	Altoona	100%	100%
AVP	Wilkes-Barre/Scranton	94%	98%
BFD	Bradford	100%	100%
DUJ	DuBois	100%	100%
ERI	Erie	100%	100%
IPT	Williamsport	100%	100%

Code	Airport Name	% Pax.	% Depts.
JST	Johnstown	100%	100%
LBE	Latrobe	0%	0%
LNS	Lancaster	100%	100%
MDT	Harrisburg	70%	86%
PHL	Philadelphia	29%	53%
PIT	Pittsburgh	27%	52%
SCE	State College	92%	96%

EAS Community	Annual Contract Subsidy Rates 6/1/22	EAS Carrier	Start	Expiration	Order	Hub(s) Served
Altoona	\$2,919,862	Boutique Air	01/01/21	12/31/22	2020-9-7	BWI/PIT
Bradford	\$2,557,566	Southern	11/01/20	10/31/22	2020-10-10	IAD/PIT
DuBois	\$3,184,014	Southern	11/01/20	10/31/24	2020-12-3	IAD/PIT
Johnstown	\$3,424,020	SkyWest	12/03/20	10/31/23	2020-9-24	IAD/ORD
Lancaster	\$2,880,168	Southern	01/01/22	12/31/25	2021-10-13	IAD/PIT

2021 Enplanements	Regional	Industry
Regional Share — 32%	4,518,491	14,151,068

2021 Scheduled Departures	Regional	Industry
Regional Share — 59%	104,038	176,446



RHODE ISLAND

Code	Airport Name	% Pax.	% Depts.
BID	Block Island	100%	100%
NPT	Newport	100%	100%

Code	Airport Name	% Pax.	% Depts.
PVD	Providence	29%	48%
WST	Westerly	100%	100%

2021 Enplanements	Regional	Industry
Regional Share — 31%	367,636	1,192,710

2021 Scheduled Departures	Regional	Industry
Regional Share — 67%	13,641	20,323

BOSE

AVIATION

**Proven Bose
technology in our
most compact headset.**

PROFLIGHT SERIES 2 AVIATION HEADSET

The FAA TSO and EASA E/TSO-C139a certified ProFlight Series 2 pairs the technology Bose is known for with the comfort pilots demand. We engineered the ProFlight Series 2 to be our lightest, most compact headset ever without sacrificing any of the vital audio features Bose aviation headsets are known for, like noise cancellation or clarity. For pilots, that means communication and comfort are never compromised, even on the longest flights.

Experience the ProFlight Series 2 for yourself - finance with Bose Pay powered by Klarna and start your 60-day test flight at Bose.com/ProFlight.

Connect with us @BoseAviation
© 2022 Bose Corporation. All rights reserved.





SOUTH CAROLINA

Code	Airport Name	% Pax.	% Depts.
CAE	Columbia	72%	85%
CHS	Charleston	34%	48%
FLO	Florence	100%	100%

Code	Airport Name	% Pax.	% Depts.
GSP	Greenville/Spartanburg	57%	72%
HHH	Hilton Head Island	100%	100%
MYR	Myrtle Beach	18%	31%

2021 Enplanements	Regional	Industry
Regional Share — 38%	1,979,176	5,153,601

2021 Scheduled Departures	Regional	Industry
Regional Share — 57%	39,210	69,230



SOUTH DAKOTA

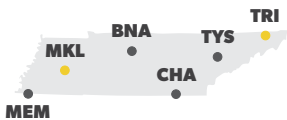
Code	Airport Name	% Pax.	% Depts.
ABR	Aberdeen	100%	100%
ATY	Watertown	100%	100%
FSD	Sioux Falls	63%	81%

Code	Airport Name	% Pax.	% Depts.
PIR	Pierre	100%	100%
RAP	Rapid City	69%	83%

EAS Community	Annual Contract Subsidy Rates 6/1/22	EAS Carrier	Start	Expiration	Order	Hub(s) Served
Aberdeen	\$3,207,595	SkyWest	03/01/22	02/28/25	2022-1-3	MSP
Pierre	\$2,402,102	Key Lime Air	07/01/21	05/31/23	2021-4-7	DEN
Watertown (SD)	\$2,402,102	Key Lime Air	07/01/21	05/31/23	2021-4-7	DEN/ORD

2021 Enplanements	Regional	Industry
Regional Share — 68%	607,819	896,482

2021 Scheduled Departures	Regional	Industry
Regional Share — 85%	14,420	17,044



TENNESSEE

Code	Airport Name	% Pax.	% Depts.
BNA	Nashville	12%	24%
CHA	Chattanooga	82%	91%
MEM	Memphis	30%	50%

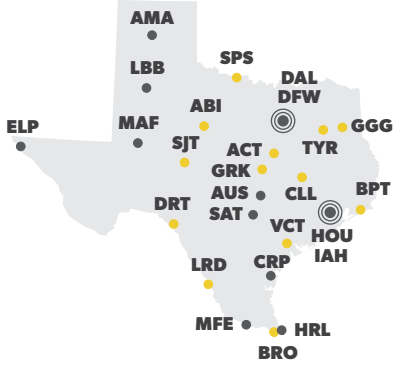
Code	Airport Name	% Pax.	% Depts.
MKL	Jackson (US) TN	100%	100%
TRI	Bristol/Johnson/Kingsport	89%	96%
TYS	Knoxville	66%	83%

EAS Community	Annual Contract Subsidy Rates 6/1/22	EAS Carrier	Start	Expiration	Order	Hub(s) Served
Jackson	\$2,558,436	Southern	06/01/22	05/31/24	2022-3-18	ATL

2021 Enplanements	Regional	Industry
Regional Share — 23%	2,547,387	11,073,354

2021 Scheduled Departures	Regional	Industry
Regional Share — 42%	53,109	126,273

TEXAS



Code	Airport Name	% Pax.	% Depts.
ABI	Abilene	100%	100%
ACT	Waco	100%	100%
AMA	Amarillo	49%	68%
AUS	Austin	7%	14%
BPT	Beaumont/Port Arthur	100%	100%
BRO	Brownsville	100%	100%
CLL	College Station	100%	100%
CRP	Corpus Christi	70%	84%
DAL	Dallas	1%	1%
DFW	Dallas	22%	43%
DRT	Del Rio	100%	100%
ELP	El Paso	26%	44%
GGG	Longview	100%	100%

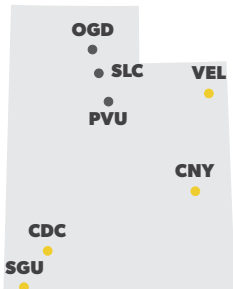
Code	Airport Name	% Pax.	% Depts.
GRK	Killeen/Fort Hood	100%	100%
HOU	Houston	2%	5%
HRL	Harlingen	42%	65%
IAH	Houston	28%	49%
LBB	Lubbock	51%	71%
LRD	Laredo	88%	95%
MAF	Midland	49%	64%
MFE	McAllen/Mission	36%	55%
SAT	San Antonio	5%	11%
SJT	San Angelo	100%	100%
SPS	Wichita Falls	100%	100%
TYR	Tyler	100%	100%
VCT	Victoria	100%	100%

EAS Community	Annual Contract Subsidy Rates 6/1/22	EAS Carrier	Start	Expiration	Order	Hub(s) Served
Victoria	\$3,248,291	SkyWest	11/01/20	10/31/23	2020-9-27	IAH

2021 Enplanements	Regional	Industry
Regional Share — 19%	13,830,005	72,137,658

2021 Scheduled Departures	Regional	Industry
Regional Share — 38%	287,163	758,589

UTAH



Code	Airport Name	% Pax.	% Depts.
CDC	Cedar City	100%	100%
CNY	Moab	100%	100%
OGD	Ogden	0%	0%
PVU	Provo	0%	0%

Code	Airport Name	% Pax.	% Depts.
SGU	St George	100%	100%
SLC	Salt Lake City	23%	42%
VEL	Vernal	100%	100%

EAS Community	Annual Contract Subsidy Rates 6/1/22	EAS Carrier	Start	Expiration	Order	Hub(s) Served
Cedar City	\$2,564,371	SkyWest	01/01/22	12/31/24	2021-9-9	SLC
Moab	\$2,974,268	SkyWest	07/01/20	06/30/23	2020-6-21	DEN/SLC
Vernal	\$3,060,645	SkyWest	07/01/20	06/30/23	2020-6-21	DEN

2021 Enplanements	Regional	Industry
Regional Share — 24%	2,649,136	11,188,203

2021 Scheduled Departures	Regional	Industry
Regional Share — 45%	57,075	128,121

VERMONT



Code	Airport Name	% Pax.	% Depts.
BTV	Burlington	87%	92%

Code	Airport Name	% Pax.	% Depts.
RUT	Rutland	100%	100%

EAS Community	Annual Contract Subsidy Rates 6/1/22	EAS Carrier	Start	Expiration	Order	Hub(s) Served
Rutland	\$1,959,579	Cape Air	11/01/21	10/31/23	2021-7-6	BOS

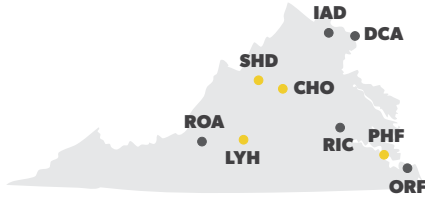
2021 Enplanements	Regional	Industry
Regional Share — 87%	336,548	386,525

2021 Scheduled Departures	Regional	Industry
Regional Share — 93%	7,749	8,298

PASSENGER SERVICE IN U.S.

- Regional flights only (95% and above)
- Regional/other flights

VIRGINIA



Code	Airport Name	% Pax.	% Depts.
CHO	Charlottesville	100%	100%
DCA	Ronald Reagan Washington Nat. Airport	33%	52%
IAD	Washington Dulles International Airport	37%	61%
LYH	Lynchburg	100%	100%

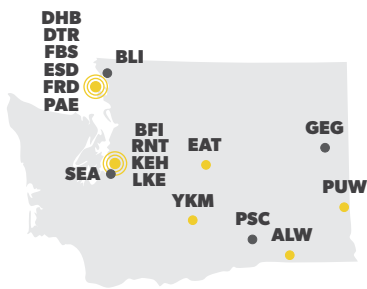
Code	Airport Name	% Pax.	% Depts.
ORF	Norfolk	31%	50%
PHF	Newport News/Williamsburg	100%	100%
RIC	Richmond	30%	51%
ROA	Roanoke	83%	94%
SHD	Staunton/Waynesborough	100%	100%

EAS Community	Annual Contract Subsidy Rates 6/1/22	EAS Carrier	Start	Expiration	Order	Hub(s) Served
Staunton	\$3,238,406	SkyWest	04/01/20	03/31/23	2020-3-11	IAD/ORD

2021 Enplanements	Regional	Industry
Regional Share — 36%	6,076,216	16,875,445

2021 Scheduled Departures	Regional	Industry
Regional Share — 58%	129,152	221,132

WASHINGTON



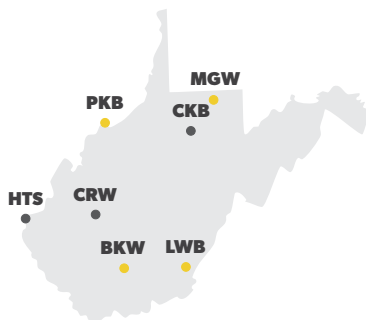
Code	Airport Name	% Pax.	% Depts.
ALW	Walla Walla	100%	100%
BFI	Boeing Field	100%	100%
BLI	Bellingham	45%	64%
DHB	Deer Harbor Sea Plane Base	100%	100%
DTR	Decatur Island	100%	100%
EAT	Wenatchee	100%	100%
ESD	Eastsound	100%	100%
FBS	Friday Harbor Seaplane Base	100%	100%
FRD	Friday Harbor	100%	100%
GEG	Spokane	33%	51%
KEH	Kenmore	100%	100%
LKE	Seattle Lake Union Spb	100%	100%

Code	Airport Name	% Pax.	% Depts.
LPS	Lopez Island Airport	100%	100%
OTS	Anacortes	100%	100%
PAE	Everett	100%	100%
PSC	Pasco	86%	94%
PUW	Pullman/Moscow	100%	100%
RCE	Roche Harbor	100%	100%
RNT	Renton	100%	100%
RSJ	Rosario	100%	100%
SEA	Seattle	17%	33%
WSX	Westsound	100%	100%
YKM	Yakima	100%	100%

2021 Enplanements	Regional	Industry
Regional Share — 21%	4,157,128	19,526,516

2021 Scheduled Departures	Regional	Industry
Regional Share — 40%	86,296	213,837

WEST VIRGINIA



Code	Airport Name	% Pax.	% Depts.
BKW	Beckley	100%	100%
CKB	Clarksburg	39%	78%
CRW	Charleston	88%	95%
HTS	Huntington/Ashland KY	28%	60%

Code	Airport Name	% Pax.	% Depts.
LWB	Lewisburg	100%	100%
MGW	Morgantown	100%	100%
PKB	Parkersburg	100%	100%

EAS Community	Annual Contract Subsidy Rates 6/1/22	EAS Carrier	Start	Expiration	Order	Hub(s) Served
Beckley	\$2,827,968	AEAS/Contour	10/01/21	09/30/25	2021-9-5	CLT
Clarksburg	\$2,998,996	SkyWest	11/01/21	10/31/24	2021-9-14	IAD/ORD
Lewisburg (Greenbrier)	\$3,758,289	SkyWest	04/01/20	03/31/23	2021-6-16	IAD/ORD
Morgantown	\$3,146,083	Southern	11/01/20	10/31/24	2020-12-3	IAD/PIT
Parkersburg	\$2,134,573	AEAS/Contour	10/01/21	09/30/25	2021-9-5	CLT

2021 Enplanements	Regional	Industry
Regional Share — 67%	213,821	320,105

2021 Scheduled Departures	Regional	Industry
Regional Share — 91%	9,301	10,207

WISCONSIN

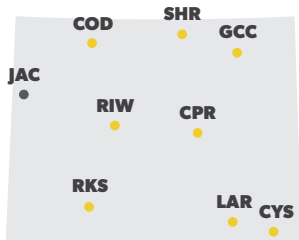


Code	Airport Name	% Pax.	% Depts.	Code	Airport Name	% Pax.	% Depts.
ATW	Appleton	66%	84%	LSE	La Crosse	100%	100%
CWA	Wausau	100%	100%	MKE	Milwaukee	25%	44%
EAU	Eau Claire	100%	100%	MSN	Madison	61%	77%
GRB	Green Bay	85%	92%	RHI	Rhineland	100%	100%

EAS Community	Annual Contract Subsidy Rates 6/1/22	EAS Carrier	Start	Expiration	Order	Hub(s) Served
Eau Claire	\$2,363,769	SkyWest	02/01/20	01/31/23	2020-2-1	ORD
Rhineland	\$2,560,031	SkyWest	02/01/21	01/31/24	2020-12-14	MSP

2021 Enplanements	Regional	Industry	2021 Scheduled Departures	Regional	Industry
Regional Share — 44%	1,655,515	3,775,535	Regional Share — 67%	36,840	55,211

WYOMING



Code	Airport Name	% Pax.	% Depts.	Code	Airport Name	% Pax.	% Depts.
COD	Cody	100%	100%	LAR	Laramie	100%	100%
CPR	Casper	100%	100%	RIW	Riverton	100%	100%
CYS	Cheyenne	100%	100%	RKS	Rock Springs	100%	100%
GCC	Gillette	100%	100%	SHR	Sheridan	100%	100%
JAC	Jackson	14%	28%				

EAS Community	Annual Contract Subsidy Rates 6/1/22	EAS Carrier	Start	Expiration	Order	Hub(s) Served
Cody	\$996,968	United	06/01/22	05/31/24	2022-2-25	DEN
Laramie	\$2,215,702	SkyWest	10/01/20	09/30/22	2020-6-18	DEN

2021 Enplanements	Regional	Industry	2021 Scheduled Departures	Regional	Industry
Regional Share — 39%	275,614	701,771	Regional Share — 64%	8,349	13,053

PUERTO RICO

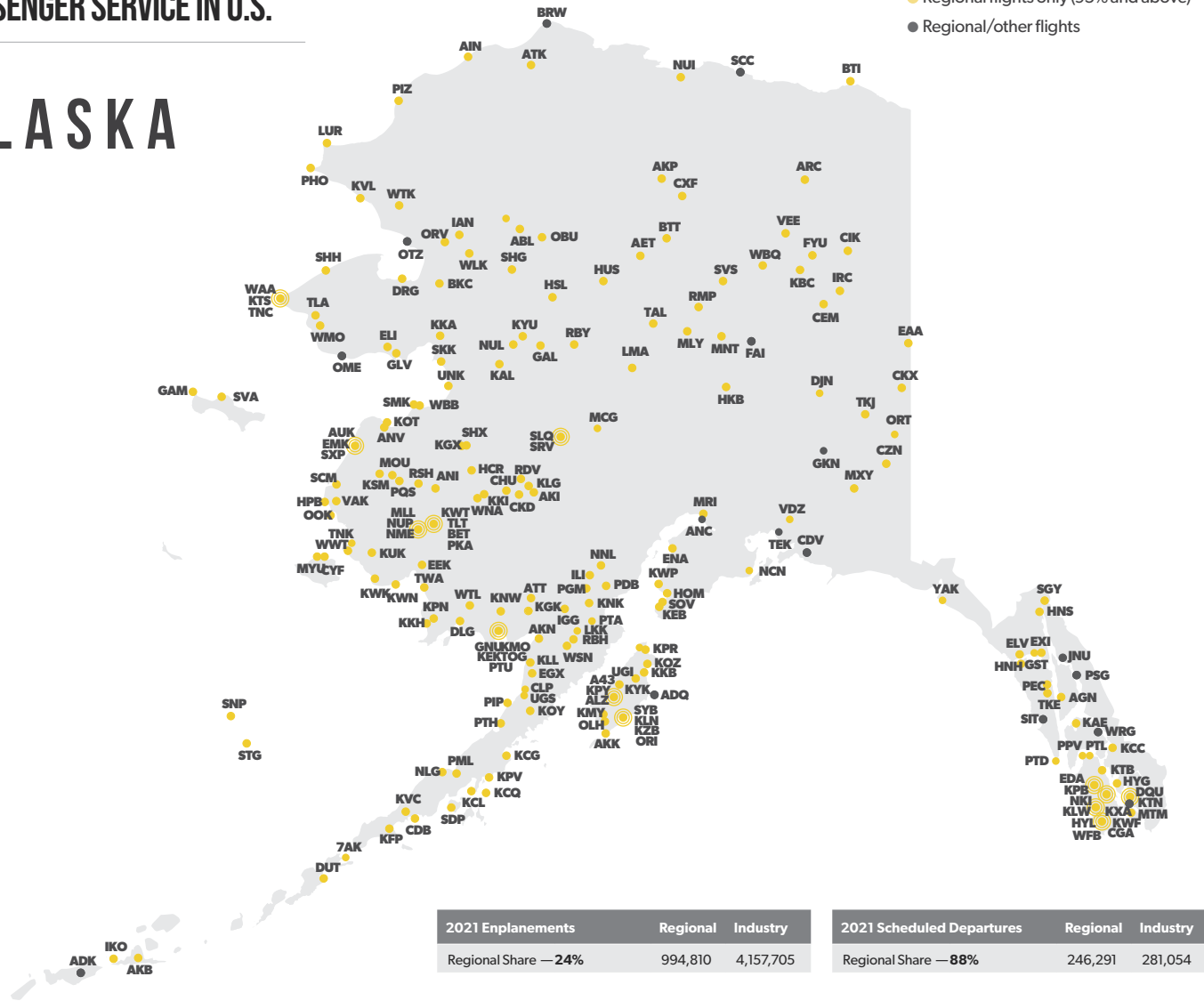


Code	Airport Name	% Pax.	% Depts.	Code	Airport Name	% Pax.	% Depts.
BQN	Aguadilla	0%	0%	PSE	Ponce	0%	0%
CPX	Culebra	100%	100%	SIG	Isla Grande Airport	100%	100%
JRV	Ceiba	100%	100%	SJU	San Juan	2%	36%
MAZ	Mayaguez	100%	100%	VQS	Vieques	100%	100%

EAS Community	Annual Contract Subsidy Rates 6/1/22	EAS Carrier	Start	Expiration	Order	Hub(s) Served
Mayaguez	\$1,693,289	Cape Air	05/01/21	04/30/26	2021-3-22	SJU

2021 Enplanements	Regional	Industry	2021 Scheduled Departures	Regional	Industry
Regional Share — 4%	205,820	5,045,480	Regional Share — 41%	23,505	56,824

ALASKA



2021 Enplanements	Regional	Industry
Regional Share —24%	994,810	4,157,705

2021 Scheduled Departures	Regional	Industry
Regional Share —88%	246,291	281,054

Code	Airport Name	% Pax.	% Depts.
7AK	Akun	100%	100%
A43	Kodiak Island	100%	100%
ABL	Ambler	100%	100%
ADK	Adak Island	0%	0%
ADQ	Kodiak	8%	76%
AET	Allakaket	100%	100%
AGN	Angoon	100%	100%
AIN	Wainwright	100%	100%
AKB	Atka	100%	100%
AKI	Akiak	100%	100%
AKK	Akhiok	100%	100%
AKN	King Salmon	71%	95%
AKP	Anaktuvuk Pass	100%	100%
ALZ	Alitak	100%	100%
ANC	Anchorage	12%	45%
ANI	Aniak	100%	100%
ANV	Anvik	100%	100%
AOS	Amook Bay	100%	100%
ARC	Arctic Village	100%	100%
ATK	Atkasuk	100%	100%
ATT	Atmautluak	100%	100%
AUK	Alakanuk	100%	100%
BET	Bethel	45%	96%
BKC	Buckland	100%	100%
BRW	Barrow	18%	78%
BTI	Barter Island	100%	100%
BTT	Bettles	100%	100%

Code	Airport Name	% Pax.	% Depts.
CDB	Cold Bay	56%	92%
CDV	Cordova	0%	0%
CEM	Central	100%	100%
CGA	Craig	100%	100%
CHU	Chuathbaluk	100%	100%
CIK	Chalkyitsik	100%	100%
CKD	Crooked Creek	100%	100%
CKX	Chicken	100%	100%
CLP	Clarks Point	100%	100%
CYF	Chefornak	100%	100%
CZN	Chisana	100%	100%
DJN	Delta Junction	100%	100%
DLG	Dillingham	79%	98%
DRG	Deering	100%	100%
DUT	Dutch Harbor	100%	100%
EAA	Eagle	100%	100%
EDA	Edna Bay	100%	100%
EEK	Eek	100%	100%
EGX	Egegik	100%	100%
ELI	Elim	100%	100%
ELV	Elfin Cove	100%	100%
EMK	Emmonak	100%	100%
ENA	Kenai	100%	100%
EXI	Excursion Inlet	100%	100%
FAI	Fairbanks	27%	77%
FYU	Fort Yukon	100%	100%

Code	Airport Name	% Pax.	% Depts.
GAL	Galena	100%	100%
GAM	Gambell	100%	100%
GKN	Gulkana	100%	100%
GLV	Golovin	100%	100%
GNU	Goodnews Bay	100%	100%
GST	Gustavus	48%	92%
HCR	Holy Cross	100%	100%
HKB	Healy Lake	100%	100%
HNH	Hoonah	100%	100%
HNS	Haines	100%	100%
HOM	Homer	100%	100%
HPB	Hooper Bay	100%	100%
HSL	Huslia	100%	100%
HUS	Hughes	100%	100%
HYG	Hydaburg	100%	100%
HYL	Hollis	100%	100%
IAN	Kiana	100%	100%
IGG	Igiugig	100%	100%
ILI	Iliamna	100%	100%
IRC	Circle	100%	100%
JNU	Juneau	9%	74%
KAE	Kake	100%	100%
KAL	Kaltag	100%	100%
KBC	Birch Creek	100%	100%
KCC	Coffman Cove	100%	100%
KCG	Chignik	100%	100%

Code	Airport Name	% Pax.	% Depts.
KCL	Chignik	100%	100%
KCQ	Chignik	100%	100%
KEB	Nanwalek	100%	100%
KEK	Ekwok	100%	100%
KFP	False Pass	100%	100%
KGK	Koliganek	100%	100%
KGX	Grayling	100%	100%
KKA	Koyuk	100%	100%
KKB	Kitoi Bay	100%	100%
KKH	Kongiganak	100%	100%
KKI	Akiachak	100%	100%
KLG	Kalskag	100%	100%
KLL	Levelock	100%	100%
KLW	Klawock	100%	100%
KMO	Manokotak	100%	100%
KMY	Moser Bay	100%	100%
KNK	Kokhanok	100%	100%
KNW	New Stuyahok	100%	100%
KOT	Kotlik	100%	100%
KOY	Olga Bay	100%	100%
KOZ	Ouzinkie	100%	100%
KPB	Point Baker	100%	100%
KPN	Kipnuk	100%	100%
KPR	Port Williams	100%	100%
KPV	Perryville	100%	100%
KPY	Port Bailey	100%	100%

Code	Airport Name	% Pax.	% Depts.	Code	Airport Name	% Pax.	% Depts.	Code	Airport Name	% Pax.	% Depts.	Code	Airport Name	% Pax.	% Depts.
KQA	Akutan	100%	100%	NIB	Nikolai	100%	100%	PTL	Port Armstrong	100%	100%	TKJ	Tok	100%	100%
KSM	St Mary's	100%	100%	NKI	Naukiti Bay	100%	100%	PTU	Platinum	100%	100%	TLA	Teller	100%	100%
KTB	Thorne Bay	100%	100%	NLG	Nelson Lagoon	100%	100%	RBH	Brooks Lodge	100%	100%	TLT	Tuluksak	100%	100%
KTN	Ketchikan	10%	61%	NME	Nightmute	100%	100%	RBY	Ruby	100%	100%	TNC	Tin City	100%	100%
KTS	Brevig Mission	100%	100%	NNL	Nondalton	100%	100%	RDV	Red Devil	100%	100%	TNK	Tununak	100%	100%
KUK	Kasigluk	100%	100%	NUI	Nuiqsut	100%	100%	RMP	Rampart	100%	100%	TOG	Togiak	100%	100%
KVC	King Cove	100%	100%	NUL	Nulato	100%	100%	RSH	Russian Mission	100%	100%	TWA	Twin Hills	100%	100%
KVL	Kivalina	100%	100%	NUP	Nunapitchuk	100%	100%	SCC	PrudhoeBy/Deadhorse	8%	58%	UGB	Pilot Point	100%	100%
KWF	Waterfall	100%	100%	OBU	Kobuk	100%	100%	SCM	Scammon Bay	100%	100%	UGI	Uganik	100%	100%
KWK	Kwigillingok	100%	100%	OLH	Old Harbor	100%	100%	SDP	Sand Point	100%	100%	UGS	Ugashik	100%	100%
KWN	Quinhagak	100%	100%	OME	Nome	32%	88%	SGY	Skagway	100%	100%	UNK	Unalakleet	100%	100%
KWP	West Point	100%	100%	OOK	Toksook Bay	100%	100%	SHG	Shungnak	100%	100%	UUK	Kuparuk	0%	0%
KWT	Kwethluk	100%	100%	ORI	Port Lions	100%	100%	SHH	Shishmaref	100%	100%	VAK	Chevak	100%	100%
KXA	Kasaan	100%	100%	ORT	Northway	100%	100%	SHX	Shageluk	100%	100%	VDZ	Valdez	100%	100%
KYK	Karluk	100%	100%	ORV	Noorvik	100%	100%	SIT	Sitka	11%	73%	VEE	Venetie	100%	100%
KYU	Koyukuk	100%	100%	OTZ	Kotzebue	34%	88%	SKK	Shaktoolik	100%	100%	WAA	Wales	100%	100%
KZB	Zachar Bay	100%	100%	PDB	Pedro Bay	100%	100%	SLQ	Sleetmute	100%	100%	WBB	Stebbins	100%	100%
LKK	Kulik Lake	100%	100%	PEC	Pelican	100%	100%	SMK	St Michael	100%	100%	WBQ	Beaver	100%	100%
LMA	Lake Minchumina	100%	100%	PGM	Port Graham	100%	100%	SNP	St Paul Island	100%	100%	WFB	Ketchikan	100%	100%
LUR	Cape Lisburne	100%	100%	PHO	Point Hope	100%	100%	SOV	Seldovia	100%	100%	WLK	Selawik	100%	100%
MCG	Mcgrath	100%	100%	PIP	Pilot Point	100%	100%	SRV	Stony River	100%	100%	WMO	White Mountain	100%	100%
MLL	Marshall (US) AK	100%	100%	PIZ	Point Lay	100%	100%	STG	St George Island	100%	100%	WNA	Napakiaik	100%	100%
MLY	Manley Hot Springs	100%	100%	PKA	Napaskiak	100%	100%	SVA	Savoonga	100%	100%	WRG	Wrangell	0%	0%
MNT	Minto	100%	100%	PML	Port Moller	100%	100%	SVS	Stevens Village	100%	100%	WSN	South Naknek	100%	100%
MOU	Mountain Village	100%	100%	PPV	Port Protection	100%	100%	SXP	Nunam Iqua	100%	100%	WTK	Noatak	100%	100%
MRI	Anchorage	100%	100%	PQS	Pilot Station	100%	100%	SYB	Seal Bay	100%	100%	WTL	Tuntutuliak	100%	100%
MTM	Metlakatla	100%	100%	PSG	Petersburg	1%	51%	TAL	Tanana	100%	100%	WWP	Whale Pass	100%	100%
MXY	McCarthy	100%	100%	PTA	Port Alsworth	100%	100%	TCT	Takotna	100%	100%	WWT	Newtok	100%	100%
MYU	Mekoryuk	100%	100%	PTD	Port Alexander	100%	100%	TEK	Tatitlek	100%	100%	YAK	Yakutat	0%	0%
NCN	Chenega	100%	100%	PTH	Port Heiden	100%	100%	TKE	Tenakee	100%	100%				

EAS Community	Annual Contract Subsidy Rates 6/1/22	EAS Carrier	Start	Expiration	Order	Hub(s) Served
Adak	\$1,749,251	Alaska Airlines	10/01/21	09/30/23	2021-6-20	ANC
Adak (freighter)	\$298,174	Alaska Airlines	10/01/21	09/30/23	2021-6-20	ANC
Akhik	\$234,686	Island Air	07/01/19	06/30/24	2019-6-13	ADQ
Akutan (fixed-wing)	\$1,062,726	Grant Aviation	04/01/21	03/31/23	2021-6-26	DUT
Akutan (helicopter)	\$914,240	Maritime Helicopters	04/01/21	03/31/23	2021-6-26	7AK
Amook Bay*	\$37,572	Island Air	11/01/20	10/31/25	2020-11-15	ADQ
Anoon	\$377,397	Alaska Seaplanes	02/01/19	01/31/23	2018-11-6	JNU
Atka	\$1,190,339	Grant Aviation	10/01/20	09/30/22	2020-9-13	DUT
Central	\$167,790	Warbelow's	12/01/21	11/30/23	2021-12-1	FAI
Chignik	\$338,509	Grant Aviation	03/01/20	02/28/25	2020-2-20	AKN
Chignik Lake	\$338,509	Grant Aviation	03/01/20	02/28/25	2020-2-20	AKN
Chisana	\$105,389	40-Mile Air	06/01/21	05/31/23	2021-5-3	TKJ
Circle	\$167,790	Warbelow's	12/01/21	11/30/23	2021-12-1	FAI
Cordova	\$2,059,427	Alaska Airlines	05/01/21	04/30/23	2021-4-12	ANC/JNU
Cordova (freighter)	\$48,250	Alaska Airlines	05/01/21	04/30/23	2021-4-12	ANC/JNU
Diomede	\$643,916	Pathfinder	07/01/20	06/30/23	2020-6-22	OME/WAA
Egegik	\$166,568	Grant Aviation	01/11/22	01/31/27	2022-1-5	AKN
Ekwok	\$74,247	Grant Aviation	03/01/22	02/28/25	2022-3-1	DLG
Elfin Cove	\$95,638	Alaska Seaplanes	02/01/19	01/31/23	2018-11-6	JNU
Excursion Inlet	\$39,829	Alaska Seaplanes	10/01/18	09/30/22	2018-9-20	JNU
False Pass	\$244,787	Grant Aviation	09/01/21	08/31/26	2021-7-20	CDB
Gulkana	\$256,286	Reeve	02/01/21	01/31/23	2021-2-1	ANC
Gustavus	\$192,446	Alaska Airlines	05/01/21	04/30/23	2021-4-12	JNU
Healy Lake	\$141,664	40-Mile Air	06/01/22	05/31/24	2022-3-5	FAI
Hydaburg	\$376,400	Taquan	11/01/20	10/31/25	2020-11-2	WFB
Igiugig	\$183,022	Grant Aviation	03/01/22	02/28/25	2022-3-1	AKN
Keake	\$247,920	Alaska Seaplanes	10/01/18	09/30/22	2018-9-20	JNU
Karluk	\$206,447	Island Air	11/01/20	10/31/22	2020-11-10	ADQ
King Cove	\$655,066	Grant Aviation	12/01/19	11/30/24	2019-11-19	CDB
Kitoi Bay	\$37,572	Island Air	11/01/20	10/31/25	2020-11-15	ADQ
Lake Minchumina	\$142,400	Wright	11/01/20	10/31/22	2020-7-11	FAI
Lazy Bay/Alitak*	\$37,572	Island Air	11/01/20	10/31/25	2020-11-15	ADQ
Levelock	\$156,305	Grant Aviation	03/01/20	02/28/25	2020-2-20	AKN

EAS Community	Annual Contract Subsidy Rates 6/1/22	EAS Carrier	Start	Expiration	Order	Hub(s) Served
Manley Hot Springs	\$43,423	Warbelow's	09/01/20	08/31/22	2020-7-13	FAI
May Creek	\$139,240	Copper Valley	02/01/21	01/31/23	2021-2-1	GKN
McCarthy	\$139,240	Copper Valley	02/01/21	01/31/23	2021-2-1	GKN
McGrath	\$334,121	Reeve	12/10/20	11/30/22	2020-12-9	ANC
Minto	\$43,423	Warbelow's	09/01/20	08/31/22	2020-7-13	FAI
Moser Bay*	\$37,572	Island Air	11/01/20	10/31/25	2020-11-15	ADQ
Nikolski	\$374,966	Grant Aviation	10/01/20	09/30/22	2020-9-13	DUT
Olga Bay*	\$37,572	Island Air	11/01/20	10/31/25	2020-11-15	ADQ
Pelican	\$358,530	Alaska Seaplanes	02/01/19	01/31/23	2018-11-6	JNU
Perryville	\$710,626	Grant Aviation	03/01/22	02/28/25	2022-3-1	AKN
Petersburg	\$2,116,128	Alaska Airlines	05/01/21	04/30/23	2021-4-12	JNU/KTN
Petersburg (freighter)	\$247,113	Alaska Airlines	05/01/21	04/30/23	2021-4-12	JNU/SEA
Pilot Point	\$173,091	Grant Aviation	03/01/22	02/28/25	2022-3-1	AKN
Port Alexander	\$127,920	Baranautica	09/30/21	09/30/25	2021-9-13	SIT
Port Bailey*	\$37,572	Island Air	11/01/20	10/31/25	2020-11-15	ADQ
Port Heiden	\$289,454	Grant Aviation	05/01/20	04/30/25	2020-4-7	AKN
Port Williams*	\$37,572	Island Air	11/01/20	10/31/25	2020-11-15	ADQ
Seal Bay	\$37,572	Island Air	11/01/20	10/31/25	2020-11-15	ADQ
Skwentna	\$40,070	Spermak	06/01/22	05/31/24	2022-6-4	MRI
South Naknek	\$149,575	Grant Aviation	03/01/22	02/28/25	2022-3-1	AKN
St. George	\$1,010,584	Grant Aviation	10/01/20	09/30/22	2020-9-13	DUT
St. Paul Island	\$2,394,550	Corvus	10/01/21	09/30/23	2021-9-27	ANC
Tatitlek	\$187,370	Alaska Air Transit	10/01/21	09/30/23	2021-7-9	MRI
Tenakee	\$172,427	Alaska Seaplanes	02/01/19	01/31/23	2018-11-6	JNU
Twin Hills	\$214,139	Grant Aviation	09/01/19	08/31/24	2019-8-14	DLG
Uganik	\$37,572	Island Air	11/01/20	10/31/25	2020-11-15	ADQ
Ugashik	\$173,091	Grant Aviation	03/01/22	02/28/25	2022-3-1	AKN
West Point	\$37,572	Island Air	11/01/20	10/31/25	2020-11-15	ADQ
Wrangell	\$2,116,128	Alaska Airlines	05/01/21	04/30/23	2021-4-12	JNU/KTN
Wrangell (freighter)	\$259,895	Alaska Airlines	05/01/21	04/30/23	2021-4-12	JNU/SEA
Yakutat	\$3,783,552	Alaska Airlines	05/01/21	04/30/23	2021-4-12	ANC/JNU
Yakutat (freighter)	\$46,359	Alaska Airlines	05/01/21	04/30/23	2021-4-12	ANC/JNU
Zachar Bay	\$37,572	Island Air	11/01/20	10/31/25	2020-11-15	ADQ

DIRECTORIES



RAA AIRLINE MEMBER DIRECTORY

Air Wisconsin Airlines



d/b/a United Express
W6390 Challenger Dr Ste 203, Appleton, WI 54914

www.airwis.com

- Air Wisconsin Airlines
- airwisconsin
- airwisconsin
- airwisconsin
- Air Wisconsin Airlines
- airwisconsin
- Air Wisconsin Airlines

HQ: Appleton, WI

Hubs: HQ (358); DAY (57 MX); IAD (221 Crew); MKE (174 Crew); MKE (57 MX); ORD (372 Crew)

Total Employees: 1100

Fleet: 64 CRJ 200s

Key Airline Executives: Robert Binns- President & CEO; Liam Mackay-CFO; Gregg Garvey- CAO & Treasurer; Jim McLeod- VP of IT; Michael Perrizo-VP of Flight Ops/DO; Chris White-VP of Safety/DOS; Tina Vos- VP of HR; Kieran Whitney- VP of SOC & Inflight; Jon Barker- VP of Tech Ops/DOM

*In Spring of 2023, Air Wisconsin will be transitioning its fleet to operate for American Airlines and reviewing options for larger aircraft.

Cape Air



d/b/a Nantucket Airlines, Hyannis Air Service
660 Barnstable Dr., Hyannis, MA 02601

www.capeair.com

- CapeAir
- capeair
- capeair
- cape-air

HQ: Hyannis, MA

Hubs: AUG (APTSVC 2, PILOTS 5)=7; ACK (APTSVC 17, PILOTS 1)=18; ALB (MAINT 4)=4; BHB (APTSVC 5, MAINT 3, PILOTS 8)=16; BIL (APTSVC 15, MAINT 7, MRKTNG 1, PILOTS 14)=37; BOS (ADMINS 1, APTSVC 50, MAINT 7, PILOTS 21)=79; BRL (APTSVC 4)=4; EIS (APTSVC 11, PILOTS 3)=14; EWB (APTSVC 3, PILOTS 5)=8; GDV (APTSVC 4)=4; GGW (APTSVC 3)=3; HOME (PILOTS 2)=2; HPN (APTSVC 7)=7; HVR (APTSVC 3)=3; HYA (ADMINS 73, APTSVC 13, FACILTY 4, MAINT 44, PILOTS 49, TRAINING 2)=185; IRK (ADMINS 1, APTSVC 4, MAINT 1, PILOTS 3)=9; LEB (APTSVC 3, MAINT 2, PILOTS 9)=14; MAZ (ADMINS 1, APTSVC 3, PILOTS 2)=6; MBL (APTSVC 7)=7; MCV (APTSVC 15)=15; MWA (ADMINS 3, APTSVC 5, PILOTS 5)=13; OLF (APTSVC 3)=3; ORD (PILOTS 14)=14; OWB (APTSVC 3, PILOTS 5)=8; OWB-C (ADMINS 1)=1; PVC (APTSVC 9)=9; RKD (ADMINS 1, APTSVC 4, PILOTS 8)=13; RMT (ADMINS 10)=10; RUT (ADMINS 1, APTSVC 4, PILOTS 4)=9; SDY (APTSVC 6)=6; SJU (APTSVC 34, MAINT 29, MRKTNG 1, PILOTS 5)=69; SLK (APTSVC 4, PILOTS 2)=6; STL (APTSVC 18, MAINT 9, MRKTNG 1, PILOTS 5)=33; STT (APTSVC 17, PILOTS 3)=20; STX (APTSVC 11, PILOTS 1)=12; UIN (APTSVC 3, PILOTS 7)=10; VQS (APTSVC 5)=5

Total Employees: 683

Fleet: 68 Cessna 402C, 30 Tecnam P2012 Traveller, 4 Britten-Norman Islander

Key Airline Executives: Linda Markham, CEO & President, Mike Migliore, CFO, James Goddard, Vice President of Fleet Planning & Maintenance

CommuteAir



d/b/a United Express
24950 Country Club Blvd, Suite 200,
North Olmsted, OH 44070

www.CommuteAir.com

- @commuteair
- @FlyCommuteAir
- commuteair
- CommuteAir

HQ: North Olmsted, OH

Hubs: Crew IAH 395, Crew DEN 125, Crew IAD 135, MX ALB 62, MX DEN 22, MX IAD 37, MX IAH 158, MX LNK 45, HDQ 207

Total Employees: 1244

Fleet: 64 ERJ-145XR

Key Airline Executives: John Sullivan - Executive Chairman, Rick Hoefling - CEO, Joel Raymond - EVP & COO, Sean Frick - SVP & CFO, Radha Iyer - VP & CTO, Laura Prince - VP Human Resources, David Fitzgerald - VP Flight Operations (119 DO), Lon Ziegler - VP Maintenance, Justin Botts - VP Enterprise Optimization, Mike Traster - 119 Director of Maintenance, Derek Sharp - MD Safety (119 DOS), Joe Michelson - 119 Chief Inspector, Ryan Morris - 119 Chief Pilot

Empire Airlines



11559 N. Atlas Rd, Hayden, ID 83835

www.empireairlines.com

- Empire Airlines
- Empire Airlines

HQ: Hayden, ID

Hubs: ATR Pilots - 43; C-208 Pilots - 44; A&P Mx - 46"

Total Employees: 261

Fleet: 36 Cessna 208B cargo - 3 ATR 42-320 cargo - 5 ATR 42-300 cargo - 6 ATR 72-212 cargo - 1 ATR 72-600F cargo - 1 Cessna 408 Sky Courier cargo

Key Airline Executives: VP Mx - Tom Strom; DOM - Chris Leard; President - Scott Marikis; Chief Executive Officer - Tim Komberec; VP Ops - Randy Lanfell; DOS - Arlon Rosenfeld; Dir Human Resources - Pete Broschet; DQA - Brett Dickey

Endeavor Air



7500 Airline Dr., Minneapolis, MN 55450

endeavorair.com

[@EndeavorAir](https://www.facebook.com/EndeavorAir)

[9EAir](https://www.facebook.com/9EAir)

[@endeavorair](https://www.facebook.com/endeavorair)

HQ: Minneapolis, MN

Hubs: ATL (Crew 915); ATL (Non Crew 167); CVG (Crew 176, Non Crew 105); CWA (Non Crew 49); DSM (Non Crew 56); DTW (Crew 674, Non Crew 167); HDQ (Crew 239, Non Crew 643); IGM (Non Crew 1); IND (Non Crew 22); JFK (Crew 506, Non Crew 68); LGA (Crew 517, Non Crew 99); MSP (Crew 538, Non Crew 90); RDU (Non Crew 53); TYS (Non Crew 97)

Total Employees: 5,100

Fleet: CRJ-200 CL600-2B19 = 59
CRJ-700 CL600-2C10 = 18
CRJ-900 CL600-2D24 = 109

Key Airline Executives: CEO: Jim Graham, COO: Phillip Underwood, VP Operations: Russ Elander, VP Tech Ops: Bill Donohue, VP Human Resources: Jodie Douglas, VP Inflight: Patty Allen, VP Network and Crew Resources: Jay Furnish

Envoy Air



d/b/a American Eagle
4301 Regent Blvd., Irving, TX 75063

envoyair.com

[envoyaircareers](https://www.facebook.com/envoyaircareers)

[envoypilotrecruitment](https://www.facebook.com/envoypilotrecruitment)

[@envoyaircareers](https://www.facebook.com/envoyaircareers)

HQ: Irving, TX

Hubs: DFW 238; ORD 222; MIA 250;
ORD 234; DFW 495

Total Employees: ~17,000

Fleet: 98 Embraer 170-200 (E175);
7 Embraer 170-100 (E170); 50 Embraer 145-LR (E145)

GoJet Airlines



d/b/a Trans States Holdings
11495 Navaid Rd. Bridgeton, MO 63044

www.gojetairlines.com

[gojetpilots](https://www.facebook.com/gojetpilots)

[@GoJet_Airlines](https://www.facebook.com/GoJet_Airlines)

[GoJet_Airlines](https://www.facebook.com/GoJet_Airlines)

[gojet-airlines](https://www.facebook.com/gojet-airlines)

HQ: St. Louis, MO

Hubs: ORD 161; STL 508; EWR 50; RIC 202; IAD

Fleet: (67) CL 600-2C11

Total Employees: 921

Key Airline Executives: Rick Leach President,
Terry Basham, COO

Horizon Air



d/b/a Alaska Airlines
17930 International Blvd Ste. 800,
SeaTac, WA 98188-4231

alaskaair.com

[@alaskaair](https://www.facebook.com/alaskaair)

[alaska airlines](https://www.facebook.com/alaskaairlines)

[@alaskaair](https://www.facebook.com/alaskaair)

[Alaska Airlines](https://www.facebook.com/AlaskaAirlines)

HQ: Seattle, WA

Hubs:

Crew: ANC 89, BOI 83, GEG 114, MFR 58, PAE 78,
PDX 347, SEA 534

Technicians: BOI 22, GEG 22, PAE 17, PDX

114, RDM 9, SEA 31

Non-Union (Agents): BOI 172, GEG 147, MFR 34, PAE
33, PDX 356, RDM 36, SEA 595

Total Employees: 3,477

Fleet: 30 ERJ 170-200LR; 22 Dash 8-402

Key Airline Executives: Joseph Sprague, Horizon
Air President; Gavin Jones, VP of Maintenance &
Engineering; Shelly Parker, VP of Inflight & Station
Operations; Carlos Zendejas, VP of Flight Operations

Jazz Aviation LP



dba Air Canada Express
310 Goudey Drive, Enfield,
Nova Scotia, Canada B3B 1M6

flyjazz.ca

[jazzaviationlp](https://www.facebook.com/jazzaviationlp)

[JobsatJazz](https://www.facebook.com/JobsatJazz)

[jazz-aviation-lp](https://www.facebook.com/jazz-aviation-lp)

HQ: YHZ

Offices: YHZ HQ 812. Regional offices: YUL 705, YYZ
1232, YYC 505, YVR 636

Fleet:

(35) CRJ900; (15) CRJ200; (39) Dash 8-400; (25) E175

Total Employees: 4,500

Airline Execs:

Randolph deGooyer, President; Kal Rebin, Vice
President Maintenance and Engineering; Steven
Linthwaite, Vice President Flight Operations; Rhonda
Bishop, Vice President Inflight and Onboard Product;
Marnie King, Vice President Airports

Mesa Airlines



d/b/a Mesa Air Group
410 N 44th St, Ste 700, Phoenix, AZ

<https://www.mesa-air.com/>

[@MesaAirlines](https://www.facebook.com/MesaAirlines) [Mesa Airlines](https://www.facebook.com/MesaAirlines) [@mesairlines](https://www.facebook.com/mesaairlines)

HQ: PHX

Hubs: CVG: 43, DFW:405, ELP:27, IAD: 237, IAH: 806,
JAX: 3, OKC 4, PHX 831, SDF 61, TUS 12

Total Employees: 2432+

Fleet: ERJ700-80; CRJ900-64; Boeing 737-3

Key Airline Executives: CEO: Johnathan
Ornstein; President: Mike Lotz; CFO: Torque
Zubeck; COO: Brad Rich

New England Airlines



56 Airport Road, Westerly, RI 02891
blockislandairline.com

HQ: Westerly, RI

Hubs: Crew KWST 15

Total Employees: 40

Fleet: (4) BN2, (3) PA32, (1) PA28

Airline Execs: William G. Bendokas, President

Northern Pacific Airways



d/b/a Ravn Alaska
4700 Old International Airport Rd,
Anchorage AK 99501

<https://www.ravnalaska.com/>

[ravn-alaska](https://www.facebook.com/ravn-alaska)

[FlyRavnAlaska](https://www.facebook.com/FlyRavnAlaska)

[ravnalaska](https://www.facebook.com/ravnalaska)

HQ: Anchorage, Alaska

Total Employees: 465

Fleet: (10) Dehavilland Dash 8-100,
(1) Dehavilland Dash 8-300

Key Airline Executives: Rob McKinney CEO, Tom
Hsieh President, Evan Veal DO, Tony Santiago
DOS, Bob Torrey DOM

RAA AIRLINE MEMBER DIRECTORY (CONT.)

Piedmont Airlines



5443 Airport Terminal Rd., Salisbury, MD 21804

piedmont-airlines.com

Piedmont Airlines
 @PiedmontAir
 @piedmontairlines
 Piedmont Airlines

HQ: Salisbury, MD

Hubs: SBY HDQ 94 (MTX 108); CLT 2,638 (Crew 607, MTX 33); PHL 1615 (Crew 410, MTX 71); DCA 716; PHX 724; MDT SSO 72 (Crew 53, MTX 80); ALB MTX 42; RIC (MTX) 51; ROA (MTX) 75

Fleet: (53) ERJ145

Total Employees: 10,085

Airline Execs:

Eric Morgan, CEO & President; Jackie Jennings, VP of People & Communications; Perry Constant, VP Finance; William Arndt, VP Maintenance & Engineering; Julie Schell, VP Safety & Regulatory Compliance; Jeff Garver, VP Piedmont Ground Handling; Eddie Leverton, VP Flight Operations

PSA Airlines, Inc.



d/b/a American Eagle
3400 Terminal Drive, Vandalia, Ohio 45377

psairlines.com

PSAairlines
 @psairlines
 PSAairlinesinc
 psa-airlines-inc

HQ: Dayton, Ohio (DAY)

Hubs: ATW (1 General); CAK (68 MX, 36 General); CKB (4 General); CLT (1629 Crew, 148 MX, 148 General); CVG (56 MX, 41 General); DAY (551 Crew, 93 MX, 343 General); DCA (660 Crew, 10 General); DFW (3 General); GSP (56 MX, 44 General); ORF (65 MX, 35 General); PHL (450 Crew, 6 General); PNS (50 MX, 27 General); SAV (30 MX, 27 General)

Total Employees: 4600

Fleet: CRJ700s: 61 CL600-2C10 and CRJ900s: 69 CL-600-2D24

Key Airline Executives: Dion Flannery, President; Michael Bruhn, Vice President of Finance; Darren Hall, Vice President of Safety and Training Development; Keith Stamper, Vice President of Flight Operations; Reddy Gumireddy, Vice President of Inflight and Operations Performance; Christine Hollanshead, Vice President of Talent Management; Steve Nigh, Chief Legal Counsel; Stephen Kingsley, Vice President of Inflight Operations and Training; Richard Ugarte, Vice President of Maintenance Operations; Christopher Sailer, Director of Safety; Steven Albaugh, Director of Maintenance; Sumanth Reddimalla, Director of Operations Performance and Inflight Reliability

Republic Airways



Republic Airways Holdings Inc.
8909 Purdue Road, Indianapolis, IN 46268

www.rjet.com

@republicairways

HQ: Indianapolis, IN

Hubs: BNA (MX) 15, BOS (Crew & MX) 250, CLT (MX) 15, CMH (Crew and MX) 595, DCA (Crew & MX) 440, EWR (Crew & MX) 495, IND (Crew, MX and Corp) 2,085, LGA (Crew and MX) 565, LIFT (Staff and Instructors) 105, ORD (Crew & MX) 415, PHL (Crew & MX) 240, PIT (Crew & MX) 630, SDF (Crew & MX) 430

Total Employees: 6,280

Fleet: Embraer ERJ 170-100SU: 10; Embraer ERJ-170-100LR: 6; Embraer ERJ-170-100SE: 46; Embraer ERJ-170-200LR: 165

Key Airline Executives: Bryan Bedford (President and Chief Executive Officer), Paul Kinstedt (Sr Vice President and Chief Operating Officer), Joe Allman (Sr Vice President and Chief Financial Officer), Matt Koscal (Executive Vice President and Chief Administrative Officer), Chad Pulley (Senior Vice President and General Counsel)

Silver Airways LLC



d/b/a Silver Airways
2850 Greene Street, Hollywood, FL 33020

silverairways.com

@silverairways @silverairwayspilotrecruiting

HQ: Hollywood, Florida

Hubs: HDQ FLL 100, Crew AFW 15, Crew FLL 50, Crew TPA 40, Crew SJU 25

Total Employees: 750

Fleet: 8 ATR-42-600, 4 ATR72-600, 5 ATR72-500F

Key Airline Executives: CEO-Steven Rossum, CCO/CFO-Pedro Motta, COO-Evian Medrano, SVP-MX-Joseph Spielmann

SkyWest Airlines



d/b/a United Express, Delta Connection, American Eagle, Alaska Airlines operated by SkyWest Airlines
444 S. River Road. St. George UT 84790

www.skywest.com

skywestairlines
 SkyWestAirlines
 SkyWest Airlines Jobs
 SkyWest Airlines

HQ: St. George, UT (SGU)

Hubs: Crew ATL 161, Crew & Mx BOI 513, Crew & Mx ORD 1212, Crew & Mx COS 340, Crew DFW 508, Crew DEN 1117, Crew & Mx DTW 447, Mx FWA 85, Crew & Mx FAT 299, Crew IAH 314, Crew LAX 612, Mx MKE 120, Crew MSP 656, Mx BNA 124, Mx OKC 98, Crew & Mx PSP 150, Crew PHX 428, Crew PDX 146, Crew & Mx SLC 2054, Crew SAN 231, Crew SFO 496, Crew SEA 587, Crew SBN 69, Crew & Mx TUS 192

Total Employees: 13,782

Fleet: (140) CRJ-200; (114) CRJ-700; (44) CRJ-900; (62) E-175 200LL; (161) E-175 200LR

Key Airline Executives: Chip Childs; President and Chief Executive Officer, Robert J. Simmons; Chief Financial Officer, Wade Steel; Chief Commercial Officer, Greg Wooley; Executive Vice President - Operations, Justin Esplin; Vice President of Information Technology, Eric Woodward; Chief Accounting Officer



The logo for JETT PRO LINE MAINTENANCE features a stylized blue airplane icon above the text. The word "JETT" is in a bold, blue, sans-serif font, and "PRO" is in a larger, grey, sans-serif font with a registered trademark symbol. Below this, "LINE MAINTENANCE" is written in a smaller, blue, sans-serif font. A blue swoosh underline is positioned beneath the text.

JETT PRO LINE MAINTENANCE IS ONE OF THE LARGEST FAA 145 LINE MAINTENANCE REPAIR FACILITIES IN NORTH AMERICA. OUR YEARS OF EXPERIENCE AND ATTENTION TO QUALITY AND SAFETY, COMBINED WITH THE ADDED ADVANTAGE OF MULTIPLE STRATEGIC LOCATIONS, MAKE JETT PRO LINE MAINTENANCE YOUR ONE-STOP SHOP FOR ALL YOUR LINE MAINTENANCE NEEDS. AIRBUS 319,320,330,340, & 380. BOEING 737,757,777,747,767,787 FLEET OUR EXPERIENCED TECHNICIANS AND NETWORK OF LINE MAINTENANCE STATIONS ALL WORK TOGETHER TO PROVIDE YOU WITH TIMELY, HIGH-QUALITY SERVICE AT COMPETITIVE RATES.

ASSOCIATE MEMBER COUNCIL DIRECTORY



Philippe Poutissou, Chair
Philippe.Poutissou@dehavilland.com
De Havilland Aircraft of Canada

	Company	Name	E-mail
Airframe	De Havilland Aircraft of Canada	Philippe Poutissou	Philippe.Poutissou@dehavilland.com
	Embraer Aircraft	André Cavalca	andre.cavalca@embraer.net.br
	MHI RJ Aviation ULC	Ross Mitchell	ross.mitchell@mhirj.com
Avionics	Collins Aerospace	Jeffrey Spies	jeff.spies@collins.com
Components	Commercial Jet Inc	Rick Townsend	Fortressaviation@cox.net
	RIM Enterprises	Allan Nordine	anordine@riment.com
Ex Officio	US Technical	Jerry Schumacher	jerry-schumacher@ustechnical.com
Other Services	HQ Aero Management Inc.	Ronald Eagle	Ron@hqaero.com
	Jet Support Services Inc. (JSSI)	Kyle Sale	ksale@jetsupport.com
Training	Flight Safety International	Blaine Little	Blaine.Little@FlightSafety.com



GE's CF34 engine

200 million flight hours

157 million flight cycles

No slowing down

Continued investment, plus technologies
to reduce CO₂ emissions



DECEMBER 2022

A NOTE FROM RAA'S ASSOCIATE MEMBER CHAIR

After a full throttle take-off run to accelerate and get off the ground, the pilot sets the power levers to establish the desired climb gradient and gain altitude. That's where we are today as an industry – generating the excess energy required to get back to those higher altitudes where the air is clearer and lighter – where we can pick up speed and burn less fuel.

In 2021 we got back in the air after the worst downturn in aviation history. Collectively, we returned aircraft to service, retrained staff and restored service to vital regional airports across the continent. In 2022, RAA Associate Members are supporting the expansion of capacity and schedules, increasing connections and helping the RAA airline members restore long-term, sustainable growth targets.

To achieve those goals, our member companies each have key projects – old and new—but one challenge that is seemingly universal throughout the value chain is the development of a healthy pipeline of talented young aviators, aerospace professionals and technical experts to join our industry. The Associate Member Council (AMC) is a strong supporter of the RAA's Scholarship Foundation through fundraising initiatives and by participating on the selection committee. We encourage all RAA members to support this cause by donating to the Scholarship Fund via the QR code on the opposite page.

Our industry's high energy level was once again on display at the 2022 RAA Leaders Conference in Washington, D.C. We had over 270 attendees, panels and speakers were engaging, the display spaces were sold out, and the Purchasing Forum was once again buzzing with activity – the highlight of the event for suppliers. As we look to 2023, we invite Associate Members to join the climb path: support RAA initiatives, sponsor events and donate to the Scholarship Foundation. We are always looking for Associate Members to join the AMC and will once again be looking for nominees. By working together, we can soon reach those cruising altitudes where we can all operate more efficiently and pick up speed.



Philippe Poutissou
Chair, RAA Associate Member Council
Philippe.Poutissou@dehavilland.com



Regional Airline Association

Scholarship Winners

One of RAA's paramount goals is to encourage future generations to pursue aviation, while helping to offset the financial burden placed on students during their education and training. The Regional Airline Association Scholarship Foundation has awarded its 2022 scholarships to the following outstanding students who are pursuing aviation studies at institutions of higher learning.

**TYLER
CRAFT**

UNIVERSITY OF
NEBRASKA - OMAHA



**JACQUELINE
FIGUEREDO**

FLORIDA INSTITUTE
OF TECHNOLOGY




**LUCY
HANKINS**

UTAH STATE
UNIVERSITY



**KELLY
MCCLURE**

QUINCY
UNIVERSITY



Scan the QR code to make a **tax-deductible** contribution in support of the **RAA Scholarship Foundation**.

ASSOCIATE MEMBERS

INDEX (LISTED ALPHABETICALLY)

1 Vision Aviation	89	De Havilland Aircraft of Canada LTD	81	Pratt & Whitney Canada	85
3 Points Aviation Corp.	84	Deutsche Aircraft GmbH	93	Premier Aviation	92
Abelo	86	Dubuque Regional Airport	93	PrimeFlight Aviation Services	92
Accommodations Plus International (API)	86	EDM Limited	88	ProDIGIQ, Inc.	81
AeroKool Aviation	89	Embraer	81	Professional Aircraft Accessories, Inc.	83
Aerovision International LLC	92	Flight Director	84	Regional Airline Support Group	84
AIR SUPPORT	88	Flight Safety Foundation	93	Regional One, Inc.	93
Aircraft Lighting International	80	FlightSafety International	88	RIM ENTERPRISES LLC	94
Aircraft Propeller Service, Inc.	89	flyexclusive	80	SAFRAN	80
Airline MRO Parts (AMP)	92	Fokker Services Americas	83	SeaTec Consulting Inc.	97
Alltec Integrated Manufacturing Inc.	80	Garmin	96	Sky Mart Sales Corp	85
ALPA, Air Line Pilots Association, Int'l	93	GE Aerospace	85	Sky Service F.B.O. Inc.	92
ANA Strategic Research Institute Co., Ltd.	83	HQ Aero Management (US) Inc.	96	Spairliners GmbH	83
ARCOS	81	Huntsville International Airport	93	StandardAero	85
ATP Flight School	88	IBS Software	81	Sterling, A Kuehne+Nagel Company	97
ATR	80	IFS Aerospace & Defense Ltd	81	STS Aviation Group	92
Aviation Accreditation Board International	94	Jet Support Services, Inc. (JSSI)	93	TA Connections	97
Aviation Inventory Resources	84	Jet Yard	96	TBM, INC.	85
Aviatron, Inc.	82	JETPUBS Inc	96	The Boeing Company	94
Avionica, LLC	82	Kellstrom Aerospace	84	Travelpro Products Inc	97
Barfield Precision Electronics	82	Lufthansa Systems	93	TrueNoord	86
Baylor Institute for Air Science	88	Lufthansa Technik AERO Alzey GmbH	91	True Blue Power	82
C&L Aviation Group	89	Magellan Aviation Group	84	U.S. Technical	94
CAE	88	MHI RJ Aviation ULC	91	Universal Avionics	82
California Aeronautical University	89	Michelin North America Inc.	83	University Aviation Association	94
Collins Aerospace	82	Nordic Aviation Capital	86	Vault Health Workforce Screening	97
Commercial Jet Inc.	89	Olmsted Instrument Company	91	Via Airlines	97
CPaT Global	81	Opslab	96	Western Michigan University - College of Aviation	89
Dallas Aeronautical Services	91	Papillon Grand Canyon Helicopters	96	Winstead PC	83
DASI, LLC	84	Phoenix Air Repair, Inc.	91	WorkforceQA	94
David Clark Company	86	PILOTSGlobal, Inc.	96	Zenith Aviation, Inc.	85
		Poly-Fiber Enterprises, Inc. dba Atlanta Aerospace	91		

INDEX (BY CATEGORY)

AIRCRAFT INTERIORS/FURNISHINGS

Aircraft Lighting International80
Alltec Integrated Manufacturing Inc.80
flyexclusive80
SAFRAN80

AIRFRAME MANUFACTURERS & SALES

ATR80
De Havilland Aircraft of Canada LTD81
Embraer81

AVIATION SOFTWARE

ARCOS81
CPaT Global81
IBS Software81
IFS Aerospace & Defense Ltd81
ProDIGIQ, Inc.81

AVIONICS MANUFACTURERS & SALES

Avionica, LLC82
Collins Aerospace82
True Blue Power82
Universal Avionics82

COMPONENT MANUFACTURING/ REPAIR & OVERHAUL

Aviatron, Inc.82
Barfield Precision Electronics82
Fokker Services Americas83
Michelin North America Inc.83
Professional Aircraft Accessories, Inc.83
Spairliners GmbH83

CONSULTANTS (LEGAL, INSURANCE, TAX, & COMMUNICATIONS)

ANA Strategic Research Institute Co., Ltd.83
Winstead PC.83

DISTRIBUTOR

3 Points Aviation Corp.84
Aviation Inventory Resources84
DASI, LLC84
Flight Director84
Kellstrom Aerospace84
Magellan Aviation Group84
Regional Airline Support Group84
Sky Mart Sales Corp.85
TBM, INC.85
Zenith Aviation, Inc.85

ENGINE MANUFACTURER

GE Aerospace85
Pratt & Whitney Canada85

ENGINE REPAIR, OVERHAUL & MODIFICATIONS

StandardAero85
------------------------	-----

FINANCE & LEASING

Abelo86
Nordic Aviation Capital86
TrueNoord86

FLIGHT CREW PRODUCTS/SERVICES

Accommodations Plus International (API)86
David Clark Company86

FLIGHT PLANNING SERVICES

AIR SUPPORT88
-----------------------	-----

FLIGHT TRAINING SIMULATORS

CAE88
EDM Limited.88
FlightSafety International88

GOVT/COLLEGES/UNIVERSITIES/ SCHOOLS

ATP Flight School88
Baylor Institute for Air Science88
California Aeronautical University89
Western Michigan University - College of Aviation89

MAINTENANCE & REPAIR STATIONS

1 Vision Aviation89
AeroKool Aviation89
Aircraft Propeller Service, Inc.89
C&L Aviation Group89
Commercial Jet Inc.89
Dallas Aeronautical Services91
Lufthansa Technik AERO Alzey GmbH91
MHI RJ Aviation ULC91
Olmsted Instrument Company91
Phoenix Air Repair, Inc.91
Poly-Fiber Enterprises, Inc. dba Atlanta Aerospace91
Premier Aviation92
PrimeFlight Aviation Services92
Sky Service F.B.O. Inc.92
STS Aviation Group92

OTHER

Aerovision International LLC92
Airline MRO Parts (AMP)92
ALPA, Air Line Pilots Association, Int'l93
Deutsche Aircraft GmbH93
Dubuque Regional Airport93
Flight Safety Foundation93
Huntsville International Airport93
Jet Support Services, Inc. (JSSI)93
Lufthansa Systems93
Regional One, Inc.93
RIM ENTERPRISES LLC94
The Boeing Company94
U.S. Technical.94
University Aviation Association94
WorkforceQA94

SPECIALIZED SERVICES

Aviation Accreditation Board International94
Garmin96
HQ Aero Management (US) Inc.96
Jet Yard96
JETPUBS Inc96
Opslab96
Papillon Grand Canyon Helicopters.96
PILOTGLOBAL, Inc.96
SeaTec Consulting Inc.97
Sterling, A Kuehne+Nagel Company97
Travelpro Products Inc.97
Vault Health Workforce Screening97

TRAVEL SERVICES

TA Connections97
Via Airlines97

ASSOCIATE MEMBERS

AIRCRAFT INTERIORS/FURNISHINGS



Aircraft Lighting International

195 Engineers Road
Hauppauge, New York 11788
P: 631-474-2254
www.aircraftlighting.com
RAA Representative: Roula Gavrielidis,
VP of Operations

Since 1998, Aircraft Lighting International, has designed and manufactured state of the art FAA-certified, fluorescent and LED aircraft lighting systems for business, commercial and military applications. We specialize in drop in bulb replacement options that will improve lighting, increase reliability and reduce maintenance costs. We are an AS9100D certified facility and manufacture all products in New York State.

Alltec Integrated Manufacturing Inc.

2240 South Thornburg Street
Santa Maria, California 93455
P: 805-595-3500 F: 805-595-1024
www.alltecmfg.com
RAA Representative: Randall Dennis,
Owner/President

Plastic Injection Molder- Engineering/Design, complete tool build in house capabilities (ITAR registered,) PSU's, Window reveals, armrest assemblies, Latches, Bumpers. All plastic parts and plastic assemblies done in our facility.

flyexclusive

2860 JetPort Rd, Kinston, North Carolina 28504
P: 802-598-5898
<https://www.flyexclusive.com/>
RAA Representative: Pat Marano,
Director of MRO Business Development

flyexclusive MRO provides Paint, Interior and Maintenance.

SAFRAN

3225 Woburn Street
Bellingham, Washington 98226
P: 360-738-2005
<http://www.safran-cabin.com>
RAA Representative: Paul Neary
V.P. Sales & Marketing- Cabin- Floor,

Safran Cabin's mission is to design, certify, manufacture, and support the world's most innovative aircraft cabin interiors, providing airlines and OEM customers with distinctive aircraft branding, and their passengers with a safe, comfortable and enjoyable flying experience. Safran Cabin provides all elements of a seamlessly integrated Commercial, Business Jet and VVIP cabin Interior. From the overhead bins, lavatories and galleys to crew rests and cargo containers, either as independent world class products or as a fully integrated cabin.

AIRFRAME MANUFACTURERS & SALES



ATR

4355 NW 36th St.
Miami Springs, Florida 33166
P: 786-442-4779
<http://www.atr-aircraft.com>
RAA Representative: Loic Chiquillo,
Aircraft Sales Director-North America

ATR is the world number one regional aircraft manufacturer, providing a new generation of turboprops up to 78 seats. We are a joint venture between two aeronautical heavyweights, Airbus and Leonardo. Since 1981 we have delivered 1,600 aircraft to over 200 airlines in 100 countries. ATR's vision is to help everyone, no matter where they are in the world, to connect and develop in a responsible manner. Thanks to the efficiency of turboprop technology, ATR aircraft open more than 100 new routes every year, burn up to 45% less fuel and emit up to 45% less CO2 than regional jets.

De Havilland Aircraft of Canada LTD

123 Garratt Blvd.
Toronto, Ontario M3K1Y5, Canada
P: 1-844-272-2720
<https://dehavilland.com/en>
RAA Representative: Philippe Poutissou,
VP Sales & Marketing

With its acquisition of the Dash 8 aircraft program, Longview Aviation Capital has proudly relaunched De Havilland Canada, one of Canada's most iconic brands. De Havilland Canada's portfolio includes support to the worldwide fleet of Dash 8-100/200/300/400 aircraft, as well as production and sales of the Dash 8-400 aircraft. With its low carbon footprint and operating costs, industry-leading passenger experience and jet-like performance, the Dash 8-400 aircraft, which seats up to 90 passengers, is the environmentally responsible choice for operators seeking optimal performance on regional routes.

Embraer

276 S.W. 34th Street
Fort Lauderdale, Florida 33315
P: 954-359-3800
<https://embraer.com/global/en>
RAA Representative: André Cavalca,
Regional Marketing Director

Since its inception 52 years ago, Embraer has become the leading manufacturer of commercial jets in the 37 to 150-seat category in the world. Around 100 airlines fly their E-Jets and ERJs. Today the E-Jet family of airplanes includes the new-generation E2s flying in mainline, regional and low-cost carriers. The three E2 variants have capacities from 70 to 146 seats. Their optimized design gives them tremendous versatility and class-leading sustainability. The order book for E-Jets stands at over 1,800 orders and more than 1,600 deliveries. Given their size, the E-Jet family is well positioned to help airlines uniquely match capacity with demand.

AVIATION SOFTWARE

CPaT Global

24624 Interstate 45 N, Suite 270
Spring, Texas 77386
P: 832-585-8601
<http://www.cpat.com>
RAA Representative: Ariana Jones,
Marketing Coordinator

CPaT Global is the industry leader in providing customized Computer Based Training for most of the world's commercial transport aircraft including Boeing, Airbus, McDonnell Douglas, Embraer, Fokker, Bombardier and ATR. In addition, aircraft training, CPaT offers a wide library of General Subjects and interactive Pilot Specialty Courses. Students may study on any device, anywhere, both online and offline via our Mobile APP with the fastest download speeds available. Our clients control their students' courses which are delivered, captured and monitored via a powerful LMS. With over 200 Airline clients, CPaT Global is the world's leader in Aviation Distance Learning.

IBS Software

400 Gallery Parkway
Atlanta, Georgia 30339
P: 678-391-6080
www.ibsplc.com
RAA Representative: Sam Shukla,
VP Americas

IBS Software is a leading SaaS solutions provider to the travel industry globally, managing mission-critical operations for customers in the aviation, tour & cruise and hospitality industries. IBS Software's solutions for the aviation industry cover fleet & crew operations, aircraft maintenance, passenger services, loyalty programs, staff travel and air cargo management. IBS Software also runs a real-time B2B and B2C distribution platform providing hotel room inventory, rates and availability to a global network of hospitality companies and channels. For the tour and cruise industry, IBS provides a comprehensive, customer-centric, digital platform that covers onshore, online and on-board solutions. The Consulting and Digital Transformation (CDx) business focuses on driving digital transformation initiatives of its customers, leveraging its domain knowledge, digital technologies and engineering excellence. IBS Software is a Blackstone portfolio company and operates from 15 offices across the world. Further information can be found at <https://www.ibsplc.com/>.

IFS Aerospace & Defense Ltd

175 Terrence Matthews Crescent
Ottawa, Ontario K2M 1W8, Canada
<https://www.ifs.com/industries/aerospace-and-defense/>
RAA Representative: Sueann Norris
Marketing Communications Specialist

IFS develops and delivers enterprise software for companies around the world who manufacture and distribute goods, build and maintain assets, and manage service-focused operations. Within our single platform, our industry specific products are innately connected to a single data model and use embedded digital innovation so that our customers can be their best when it really matters to their customers – at the Moment of Service.



ProDIGIQ, Inc.

26500 West Agoura Road, Suite 102-796
Calabasas, California 91302
P: 818-879-0035 F: 818-532-1679
<http://www.ProDIGIQ.com>
RAA Representative: Arpit Malaviya, CEO

ProDIGIQ is a leading exclusively aviation software company providing Safety Management, Flight Operations, Crew Scheduling, and Advanced Qualification Program solutions for regional and mainline carriers. Headquartered in Southern California, all products are designed, built, and supported in the U.S. ProDIGIQ currently serves over 200 aviation clients globally.

AVIONICS MANUFACTURERS & SALES

Avionica, LLC

9941 West Jessamine Street
Miami, Florida 33157
P: 786-544-1144
<https://avionica.com/>
RAA Representative: Claudia Espinosa,
Director, Global Services

Avionica, LLC. specializes in complete flight data and communications management solutions comprising of both airborne avionics as well as ground support equipment. Airborne products include the miniQAR Mk III with 4G gateway avSYNC's Immediate Data Transfer, avRDC MAX an evolution to the miniQAR Family that can serve as a perfect AID, avWiFi CWLU/ TWLU Router, satLINK MAX, the fully ARINC 741 compliant Iridium SDU with avTRACK Aircraft Tracking and Telemetry Service.

Collins Aerospace

Collins Aerospace

Avionics Division, 400 Collins Road NE
Cedar Rapids, Iowa 52498
P: 1-319-295-1000
<https://www.collinsaerospace.com/>
RAA Representative: Jeff Spies,
Account Manager, Avionics Services Business
Development

Collins Aerospace is a leader in technologically advanced, intelligent solutions that help to redefine the aerospace and defense industry. We dedicate our capabilities, comprehensive portfolio and expertise to solving customers' toughest challenges and meeting the demands of the global market. The company employs more than 68,000 people in more than 300 locations worldwide.

Based in Cedar Rapids, Iowa, Collins Aerospace's Avionics division includes: commercial and government avionics systems; cabin management and content systems; information management systems and services; fire protection services; and aircraft sensors.

True Blue Power

9400 E 34th St North
Wichita, Kansas 67226
P: 316-630-0101
<http://www.truebluepowerusa.com>
RAA Representative: Tom Genovese,
Director of Commercial Transport and Defense

True Blue Power specializes in the design and manufacturing of electrical power solutions. This includes USB and wireless chargers, power conversion products, emergency power supplies, and advanced lithium-ion batteries. Select products feature proprietary NanoPhosphate® lithium-ion battery technology, which offers stable chemistry, faster charging, consistent output, excellent cycle life and superior cost performance. This translates into smaller, lighter products that are less than half the size and weight of existing solutions. For more information, visit truebluepowerusa.com.

UNIVERSAL™ AVIONICS an *Elbit Systems* Company

Universal Avionics

3260 E. Universal Way
Tucson, Arizona 85756
P: 520-295-2300
www.uasc.com
RAA Representative: Kosta Gialamboukis,
Director of Business Development

Universal Avionics is a leading manufacturer of innovative commercial aircraft solutions for business aviation, special missions, cargo and airline operations, and helicopters. Our connectivity ecosystem provides pilots with an integrated 'head-up/head-down' experience combining head-wearable display technology and enhanced vision with flight management, data link, and advanced display systems.

Universal is a subsidiary of Elbit Systems Ltd., a major defense manufacturer and world leader in military aerospace. Connect What's Next with complete situational awareness for efficient operations and new capabilities to advance flight. Next is Now. Visit uasc.com or follow us on social media to learn more.

COMPONENT MANUFACTURING/REPAIR & OVERHAUL

Aviatron, Inc.

25 Customs Drive
South Burlington, Vermont 05403
P: 802-865-9318 F: 802-862-9707
www.aviatron.com
RAA Representative: Paul Mulley,
Director of Sales & Marketing

Aviatron is an Air Cycle Machine and Air Starter Specialist, with a "No BER" guarantee. Our Capabilities also include Overhaul/Repair of Pneumatic Valves, Power Generation Components and Generator Control Units. Offering an in-house Engineering service and an active DER and PMA development program currently delivering proven reliability and substantial operational cost savings. Aviatron is a FAA and EASA certified repair station.

Barfield Precision Electronics

5000 Clark-A Clark Howell Hwy
Atlanta, Georgia 30349
P: 404-767-4667
<http://www.aeromaintenancegroup.com>
RAA Representative: Brad Darpel, Sales Director

The Aero Maintenance Group (AMG) of companies is recognized as a quality provider of aerospace repair and parts support services. AMG Precision Electronics, Atlanta, GA is a leading MRO provider for electronic, hydraulic, pneumatic, instrument and fuel components and accessories for ERJ, CRJ, ATR and other regional aircraft. AMG's component and accessory repair station, Aero Technologies, Miami, FL focuses on the repair of hydraulic, pneumatic, electro-mechanical and avionics. Flite Components, Dallas, TX specializes in composite and structural repairs including Radome, Thrust reversers, cowling, and flight control surfaces. AMG Air-Pro provides interior and safety equipment refurbishment and parts support including crew seats, slides and rafts.



Fokker Services Americas

456 Aerotron Parkway
LaGrange, Georgia 30240
P: 1-706-812-1700
www.fokkerservices.com
RAA Representative: Leon Kouters,
VP Sales & Marketing

Fokker Services Group is an independent aviation aftermarket company with a global reach. Providing solutions from five facilities around the world, Fokker Services Group is a key partner for regional, narrow-body and wide-body platforms in the Commercial, VIP, Cargo and Defense markets. The organization offers various capabilities, products and services: 'Modifications & Engineering Services' for the latest technical solutions; 'Component & Material Services' such as nose-to-tail programs, exchange services, component repairs, parts manufacturing and spares deliveries; 'Airframe Services' for aircraft MRO including lease transitions and painting; and 'Aircraft Completion & Conversion Services' for Executive, VVIP and Special Mission aircraft upgrades.

Michelin North America Inc.

One Parkway South
Greenville, South Carolina 29615
<http://www.airmichelin.com>
RAA Representative: Brian Remsberg,
Marketing Manager

Michelin Aircraft Tire is a leading tire solutions provider to the global aviation marketplace. Michelin tires will help you reduce your business operating costs. Our unique NZG technology makes our tires lighter, more FOD-resistant and longer-lasting. That means lower fuel consumption, fewer maintenance costs, and total peace of mind. With our team of experts, we are the ideal tire partner for your business.

Professional Aircraft Accessories, Inc.

7035 Center Lane
Titusville, Florida 32780
P: 321-264-4109
<http://www.gopaa.com>
RAA Representative: Tonya Wondolowski,
Director of Sales and Business Development

Professional Aircraft Accessories, Inc., (PAA), A Greenwich AeroGroup Company, is a licensed FAA 145 repair station that is well known throughout the aviation world as a premier landing gear repair and overhaul facility. PAA has class ratings other than Limited Airframe which includes an extensive list of landing gear capabilities. PAA also holds Accessories Class 1,2,3,4, Radio Class 1,2,3, Instrument Class 1,2,3, and Limited NDI.



Spairliners GmbH

Sportallee 54b
Hamburg, 22335, Germany
P: 49-40-8221-07912
<http://www.spairliners.com>
RAA Representative: Taco Stouten,
Head of Sales & Marketing

Spairliners GmbH is based in Hamburg, Germany and was founded in 2005 as an equally split joint venture between Air France Industries KLM Engineering & Maintenance and Lufthansa Technik to support the component service of their own A380 fleet. After expanding the A380 fleet with customers such as Qantas and Malaysian Airlines, Spairliners added the same service to its portfolio for the Embraer E-jet Family (E170/175 and E190/195 series) in 2013. The service Spairliners provides is always combined with engineering expertise. Amongst others, it includes component access, on-site stock lease, stand-alone repair, and asset optimization. As the number one in Europe, Middle East, and Africa, Spairliners is a trusted and proven supplier to world-renowned airlines such as KLM Cityhopper, Air France HOP!, SAS, And Lufthansa Cityline. We operate warehouses and logistic hubs in Fort Lauderdale, Paris, Frankfurt, Singapore, Miami, and Munich.

CONSULTANTS (LEGAL, INSURANCE, TAX, & COMMUNICATIONS)

ANA Strategic Research Institute Co., Ltd.

1-5-2 Higashi-shimbashi
Minato-ku, Tokyo 105-7140, Japan
P: 81-3-6735-1460
<https://www.anahd.co.jp/group/ari/>
RAA Representative: Koji Tada,
Chief Researcher

To give solutions in aviation business with knowledges and experiences as a research institute of ANA, All Nippon Airways. The business covers; to investigate the aviation market and the new technologies in the aviation field; to study to solve issues and improve the regional air services; to do research and marketing on job creation around regional airports; to maintain and improve traffic services and network from regional airports to towns and cities.

Winstead PC

2728 N. Harwood Street, Suite 500
Dallas, Texas 75201
P: 214-745-5229
<http://www.winstead.com>
RAA Representative: Ehren Hartz, Shareholder

Law Firm with Airlines Team that is dedicated to advising and representing airlines across the globe and is uniquely equipped to counsel our clients as they navigate the rapidly-changing landscape of the airline industry.

DISTRIBUTOR

3 Points Aviation Corp.

27 Sagona Ave, Unit #4, Mount Pearl,
Newfoundland and Labrador A1N 4P8, Canada
<http://www.3pointsvaviation.com>
RAA Representative: Leo Druken,
Chief Financial Officer

3 Points Aviation is a supplier of aircraft rotables and consumables for the regional aircraft market.

Aviation Inventory Resources

PO Box 1999
Mansfield, Texas 76063
P: 817-672-0060 F: 817-670-0064
www.avinvres.com
RAA Representative: Denise Fernandez,
Director of Sales

Aviation Inventory Resources, Inc. provides support for regional aircraft and spare parts. Our inventory mainly consists of SAAB 340, ATR42/72, jetstream and metro. We are currently expanding our inventory to include embraer and other miscellaneous aircraft parts. Our well trained sales staff is available for any questions that you may have, as well as a 24 hour aog line for your after hours requirements. With our extensive inventory, we offer competitive pricing, exchange as well as leasing opportunities.

DASI, LLC

10000 NW 25th Avenue
Miami, Florida 33172
P: 305-234-2333
<http://www.dasi.com>
RAA Representative: Claus Schnau,
Regional Vice President - The Americas

DASI is an aftermarket surplus parts and distribution company with over 800k SKUs of inventory. DASI is a leading global aircraft inventory solutions provider. For 30 years, we've been in the business of providing comprehensive aircraft inventory support for airlines, MROs, OEMs, and distributors. Headquartered in Miami, Florida, with service centers in Los Angeles, London and Singapore, DASI is a truly global partner, serving customers' parts and inventory needs in more than 140 countries. www.dasi.com With a commitment to speed and ease of use, our online shopping experience is unmatched—and our scalability and integrated support team empowers us to offer real solution flexibility and growth for our customers. Plus, our state-of-the-art, 250,000 sq ft headquarters, warehouse, and logistics center at Miami International Airport is located just 10 minutes from the busiest air cargo hub in America, which enables us to reliably deliver the parts you need, FAST. #InStockOnlineOnTime

Flight Director

425 Round Rock W Drive, Bldg 1: Suite 102
Austin, Texas 78681
P: 512-834-2000
<https://flightdirector.com>
RAA Representative: Brooke Hanrahan, VP

Flight Director, Inc. has been an industry leader in supply chain solutions for almost 40 years, specializing in aircraft end of life solutions. Centrally located in Austin, TX, Flight Director provides value-add services to customers around the world. As a distributor of commercial aviation components, Flight Director offers a range of solutions — supply chain logistics, rotatable spares distribution, repair management, leasing, and consignment services. Flight Director offers years of experience in logistics management and engineering, ensuring our customers' aircraft stay airborne. Our support personnel and services are available 24 hours a day.



**Kellstrom
Aerospace**

Kellstrom Aerospace

3430 Davie Road, Suite 302
Davie, Florida 33314
P: 1-847-233-5800 F: 1-847-233-5900
www.kellstromaerospace.com
RAA Representative: Jessica Wascher,
Managing Director, Distribution Sales & Business
Development

Kellstrom Aerospace is the premier turnkey aftermarket parts, spares and total technical solution provider to over 2,000 passenger and cargo airlines, leasing companies, financial institutions, and MRO's in over 90 countries worldwide. Kellstrom Aerospace offers an unparalleled level of cost-effective aftermarket parts, spares, and solutions, including OEM parts distribution & OEM services, pre-owned parts, commercial aftermarket parts provisioning and sunset fleet solutions, technical advisory services, consignment management, repair management, overhauled rotatable component programs, whole aircraft/engine asset leasing & trading, and fleet provisioning programs. Kellstrom Aerospace provides 24/7/365 AOG and Just-In-Time (JIT) inventory support. For more information on Kellstrom Aerospace, please visit: www.kellstromaerospace.com.

Magellan Aviation Group

2345 Township Rd
Charlotte, North Carolina 28273
P: 1-704-504-9204
www.magellangroup.net
RAA Representative: Ron Hankins,
Senior VP, Engine & Airframe Part Sales

Magellan Aviation Group is an industry-leading provider of aftermarket aviation products and services to the commercial and regional airline industries. Magellan provides quality airframe and engine parts, aircraft and engine sales and leasing, as well as inventory management and consignment programs. Our proficient team is skilled in providing a full range of solutions across an extensive variety of aircraft, with custom-tailored solutions & real-time updates to fit the specific needs of each customer. Whether you're in need of an outright unit or a temporary replacement, our team is experienced in developing innovative, flexible options to optimize your fleet management expenses.

Regional Airline Support Group

2301 NW 33rd Court, Suite 114
Pompano Beach, Florida 33069
P: 954-979-8130
<http://www.rasg.net>
RAA Representative: Jeff Turk, President

Regional Airline Support Group is a leading supplier of Inventory Management Solutions and Aftermarket Services in the Commuter regional market. RASG specializes in the following programs. Consignment Management -Purchasing Management and Initial Provisioning Programs -Repair Management Program -Leasing Programs -Aircraft Teardowns -AOG Exchange Pool

Sky Mart Sales Corp

8475 NW 13th Street
Miami, Florida 33172
P: 305-592-0263 F: 305-592-8359
www.skymart.aero

RAA Representative: Alan Arnett, General Manager

Sky Mart is a leading authorized distributor for Chemicals, Consumables, Fluids, Lubricants, Paints and select Rotables. We represent leading manufacturers like 3M, Alglas, Aeroshell, Castrol, Chemetall, Eastman, Energizer, ExxonMobil, Nuvite, Polyken, PPG, Royco, Socomore and many other leading lines. We maintain a large stock, priced competitively that is ready to ship immediately. Sky Mart is an expert at shelf life management and VMI programs.

TBM, INC.

8506 Herrington Court
Pevely, Missouri 63070
P: 314-721-2888

www.tbmproducts.com

RAA Representative: Seirra DeGonia, Sales

Consumable distribution house for all things aviation. Adhesives, filters, fluids, greases, lubricants, oils, paint, primers, tapes, and more. TBM is the only authorized North American distributor and repackager of MCS-352B.

Zenith Aviation, Inc.

1321 Lafayette Blvd.
Fredericksburg, Virginia 22401
P: 540-361-7700 F: 540-361-7800

www.zenithaviation.com

RAA Representative: Angela Shawaryn, President

We provide quality Airframe and Engine Parts, Exchange Pool Inventories, Customer Managed Repairs, Consignment Programs & 3PL Logistics.

ENGINE MANUFACTURER

GE Aerospace

1 Neumann Way
Cincinnati, Ohio 45215
P: 1-513-552-3272

www.geaerospace.com

RAA Representative: Paolo Bellini,
Regional Engines and Services Marketing

GE Aerospace is a world-leading provider of jet engines, components, and systems for commercial and military aircraft with a global service network to support these offerings. GE Aerospace and its joint ventures have an installed base of more than 39,000 commercial and 26,000 military aircraft engines, and the business is playing a vital role in shaping the future of flight. Learn more at geaerospace.com.



GO BEYOND

Pratt & Whitney Canada

1000 Marie-Victorin
Longueuil, Quebec J4G 1A1, Canada
P: 1-800-268-8000

<https://www.pwc.ca>

RAA Representative: Frederic Lefebvre,
Vice President Marketing, Regional Aviation

At Pratt & Whitney, we believe that powered flight has transformed – and will continue to transform – the world. That's why we work with an explorer's heart and a perfectionist's grit to design, build, and service the world's most advanced aircraft engines. We do this across a diverse portfolio – including Commercial Engines, Military Engines, Business Aviation, General Aviation, Regional Aviation, and Helicopter Aviation – and as a way of turning possibilities into realities for our customers. This is how we at Pratt & Whitney approach our work, and this is why we are inspired to go beyond.

ENGINE REPAIR, OVERHAUL & MODIFICATIONS



StandardAero

StandardAero

6710 N Scottsdale Road, Suite 250
Scottsdale, Arizona 85253
P: 1-480-377-3100

www.standardaero.com

RAA Representative: Jason Johnson,
VP, Sales & Marketing

StandardAero is one of the world's largest independent providers of services including engine and airframe maintenance, repair and overhaul, engine component repair, engineering services, interior completions and paint applications. StandardAero serves a diverse array of customers in business and general aviation, airline, military, helicopter, components and energy markets.

FINANCE & LEASING

Abelo

12/13 Exchange Place
Dublin, Dublin 1, Ireland
P: 1-571-276-6838
<http://www.abelo.aero>
RAA Representative: Mathieu Duquesnoy,
Chief Marketing Officer

Abelo is an Irish-based regional aircraft leasing platform specialising in turboprop aircraft. Established in June 2022 by the merger of Elix Aviation and ADARE Capital, combining the substantial turboprop portfolio of Elix and the management expertise of ADARE. Headed by CEO, Stephen Gorman, the newly founded company specialises in the leasing of turboprop aircraft and provides comprehensive support to all stakeholders in the regional aircraft market across every aspect of the asset ownership cycle, from deal origination, acquisition, leasing, and asset management, through to end-of-life solutions. Abelo is backed by Oaktree Capital Management, L.P., a premier global alternative investment firm which initiated the merger with the aim of further enabling investment in the turboprop sector at a unique moment where there are a lot of changes expected in all areas of the leasing business and especially in ESG.

Nordic Aviation Capital

Gardens International, Henry Street.
Limerick City, Limerick, Ireland
P: 1-416-315-6855
<http://www.nac.dk>
RAA Representative: Ryan DeBrusk,
Managing Director & Head of Marketing - Americas

NAC is the global leader in regional aircraft leasing and is expanding into larger narrowbody aircraft leveraging our world class asset management platform. With offices in Ireland, Canada, USA, Denmark, Singapore & China, we have provided leasing and lease management services to airlines and aircraft investors worldwide for over 30 years.



TrueNoord

Regional Aircraft Leasing

TrueNoord

World Trade Center Schiphol Amsterdam
H-Tower-5th Floor
Schiphol Boulevard 381
1118 BJ Schiphol
The Netherlands
P: +31 203011777
<https://www.truenoord.com/>
RAA Representative Name: Garry Topp,
Sales Director-Americas

TrueNoord is supported by cornerstone investors Freshstream, BlackRock, Aberdeen Standard and others. TrueNoord's fleet of new and young in-production aircraft covers different models in the 50 – 150 seat class, including: Embraer, Airbus, ATR, MHI-RJ, and De Havilland Canada. See www.truenoord.com

FLIGHT CREW PRODUCTS/SERVICES



Accommodations Plus International (API)

265 Broadhollow Road
Melville, New York 11747
P: 516-307-3000
<https://www.apiglobalsolutions.com/>
RAA Representative: Ramzi Kamel,
Chief Commercial Officer

API is the global leader in crew accommodation technology & services for the airline and rail industry, with a strong service base in rail, cruise lines and sports teams. For more than 38 years, we have been offering a powerful combination of crew accommodation services delivered through innovative technology, unique software solutions, and a highly experienced team of service professionals, enabling our clients to maximize savings in all areas of travel operations.

Our company is globally supported with over 30 locations around the world employing more than 475 full-time professionals and is headquartered in Melville, Long Island, New York.

David Clark Company

360 Franklin Street
Worcester, Massachusetts 01604
P: 1-508-751-5800
www.davidclark.com
RAA Representative: Paul Bryson,
Market Manager - Aviation

Located in Worcester, Massachusetts, David Clark Company introduced the first noise-attenuating headset in 1975 designed to provide hearing protection for pilots, while also providing clear reception and crisp transmission at normal voice levels in a noisy aircraft. Since then, the 'green domes' have consistently set the standards of comfort, quality and performance in aviation headset design and manufacture.

Today, our broad line of passive noise attenuating and Electronic Noise Cancelling (ENC) aviation headsets for both fixed wing and rotary wing aircraft is the top choice for general aviation and commercial pilots.

David Clark Company Employee owned in the USA!



FLIGHT PLANNING SERVICES

AIR SUPPORT

AIR SUPPORT

Nimbusvej 9, Billund, Vejle 7190, Denmark
P: 45-7533-8889

<https://ppsflightplanning.com/key-features-benefits/>

RAA Representative: Thomas Johannsen,
Area Manager, Americas

AIR SUPPORT is known for:

- PPS Flight Planning
- CrewBriefing
- OpsControl | Flight/WeatherWatch
- Postflight data
- 24/7 customer support – best-in-class
- We provide software solutions to 775+ accounts globally, and “PPS” is ERA’s preferred flight planning provider.

What our users say:

- “We spend less time on the FPL process and minimize the risk of making procedure mistakes.”
- “The cost-optimization tool helps us save time and money in the planning process.”
- “We experience significant improvements in the production speed.”
- AIR SUPPORT headquarters are at Billund Airport, Denmark, with regional representatives in the USA, France, and Singapore.

FLIGHT TRAINING SIMULATORS

CAE

8585 Cote-De-Liesse
Saint Laurent, Quebec H4T 1G6, Canada
<http://www.cae.com>

RAA Representative: Daniel Martineau,
Group Leader Tradeshows and Events

CAE is a world leader in providing simulation and modelling technologies and integrated training solutions for the civil aviation industry and defence forces around the globe. CAE employs more than 6,500 people at more than 75 sites and training locations in 20 countries. We have the largest installed base of civil and military full-flight simulators and training devices. Through our global network of 29 civil aviation and military training centres, we train more than 75,000 crewmembers yearly. We also offer modelling and simulation software to various market segments and, through CAE’s professional services division, we assist customers with a wide range of simulation-based needs.

EDM Limited

Brunel House, 1 Thorp Road, Newton Heath
Manchester, Greater Manchester M40 5BJ,
United Kingdom
P: 441612033150
www.edmgroupltd.com

RAA Representative: James Bird,
Head of Civil Aviation Sales

EDM Limited, based in Manchester, U.K., is the World’s leading manufacturer of in-flight training simulators to the civil aviation market. Our product line includes Door Trainers, Cabin Emergency Evacuation Trainers, Cabin Service Trainers and mock-ups for all aircraft models, with recent innovations in Virtual Reality training. Combining a 51-year heritage with the strongest team in the industry, we are committed to delivering market-leading products that will enhance the safety and operational efficiency of your airline / training organisation.

FlightSafety International

3100 Easton Square Place, Suite 100
Columbus, Ohio 43219
P: 1-718-565-4100
www.flightsafety.com

RAA Representative: Blaine Little,
Assistant Director, Sales

Founded in 1951, FlightSafety International is the world’s premier professional aviation training company and supplier of flight simulators, visual systems and displays to commercial, government and military organizations. FlightSafety provides more than 1.7 million hours of training each year to pilots, technicians and other aviation professionals and has manufactured more than 800 simulators and other advanced technology training devices. Many leading airlines around the world rely on FlightSafety for professional training services, and flight simulation equipment. We serve regional aircraft operators using a fleet of full flight simulators and other advanced technology training devices located at Learning Centers worldwide.

GOVT/COLLEGES/UNIVERSITIES/SCHOOLS

ATP Flight School

P: 904-595-7950
<https://atpflightsschool.com>

RAA Representative: Ashley Pillon,
Manager, Airline and Corporate Partnerships

ATP is the nation’s largest flight school, providing students with the most efficient path to a successful airline pilot career. For over 35 years, ATP has been the leader in professional flight training and supplying pilots to regional and major airlines.

Baylor Institute for Air Science

One Bear Place #97413, Waco, Texas 76798-7413
P: 254-710-3563 F: 254-710-3560
www.baylor.edu/aviation

RAA Representative: William B. Cade III, Ph. D.,
Program Director

Baylor Institute for Air Science at Baylor University offers the unique combination of a professional aviation degree and a stellar education from a world-class, faith-based university. Soar to new heights and discover Baylor’s one-of-a-kind spirit of community and faith!

California Aeronautical University

1450 Boughton Drive
Bakersfield, California 93308
P: 661-615-5915
<https://calaero.edu/>
RAA Representative: Matthew Johnston, President

California Aeronautical University (CAU) is preparing the next generation of aviation professionals through career-focused programs in aviation, aviation business, and aircraft maintenance. CAU courses are delivered in a year-round, fast-paced schedule that enables students to enter the pipeline for aviation careers in a shorter amount of time. Through the University's strong partnerships with airlines, influential aviation organizations, and leaders in the aviation community, CAU graduates become a part of a larger aviation network and reap the benefits of these relationships, including direct access to several airline cadet programs. CAU offers access to federal financial aid to those who qualify.



WESTERN MICHIGAN UNIVERSITY
College of Aviation

Western Michigan University - College of Aviation

237 Helmer Road
Battle Creek, Michigan 49037
P: 269-964-5768
www.wmich.edu/aviation
RAA Representative: Tom Thinnies,
Manager of Recruitment, Marketing, and Outreach

Western Michigan University's College of Aviation offers the only comprehensive aviation program at a public university in Michigan, and with nearly 1,200 undergraduate students, is one of the largest aviation programs in the nation. Backed by over 80 years of aviation experience, education, and our excellent industry reputation, WMU's College of Aviation is a powerful force in the future of aviation training. As one of three aviation programs in the United States affiliated with both United Aviate and Delta Propel, and the only one connected to Delta, United, and the AAR Eagle Career Pathway program, employment opportunities abound at WMU.

MAINTENANCE & REPAIR STATIONS

1 Vision Aviation

2500 Keokuk Ave, Sioux City, Iowa 51111
P: 712-574-8727
<https://www.1vision.aero>
RAA Representative: Jimmy Sponder, CEO

We are a part 145 repair station.

AeroKool Aviation

1495 Southeast 10th Avenue
Hialeah, Florida 33010
P: 305-887-6912
<http://www.aerokool.com>
RAA Representative: Jennifer Giordano,
VP, Commercial Sales

AeroKool Aviation (AKA) is an MRO and manufacturing center that specializes in aircraft pneumatic heat transfer valves, pumps and environmental control units (ECU) for commercial, military, regional, business, transport, and rotorcraft. Since 1959 we have earned a global reputation for repair quality, dependable turnaround times (TAT) and competitive pricing.

Aircraft Propeller Service, Inc.

595 Telsor Road, Lake Zurich, Illinois 60047
P: 847-541-1133
<http://www.aircraftpropeller.com>
RAA Representative: J.P. DeJoris,
Director of Sales

A dedicated airline support facility specializing in propellers, governors and accessories since 1953. We continue to provide service and sales support for Dowty, Hamilton Sundstrand, Hartzell, McCauley, BFG, Woodward, Rapco, Lermer and MAPCO products. Recently, our capabilities have expanded to the service of wheels, brakes and landing gear. These components will be serviced with the same attention to detail and quality that our long established reputation has been built on. Our specialty is the customers.

C&L Aviation Group

40 Wyoming Avenue, Bangor, Maine 04401
P: 1-207-217-6050
<https://cla.aero/>
RAA Representative: Calvin Tuitt,
SVP Business Development MRO

We are a global aviation services and aftermarket-support provider for regional and corporate aircraft specializing in quality parts, service, sales, leasing, maintenance, aircraft refurbishment, and aircraft re-marketing. We make aircraft ownership more economical by providing all of our services in one location: our state-of-the-art 200,000 square-foot facility at Bangor International Airport in Maine, where for more than 20 years, aircraft have been coming for maintenance and inspections. And to make things even more convenient for our customers, we also maintain sales offices and warehouses around the globe.

COMMERCIAL JET

Advanced MRO Solutions

Commercial Jet Inc.

4600 NW 36th St, Bldg 896
Miami, Florida 33166
P: 305-341-5150
<https://www.commercialjet.com/>
RAA Representative: Rick Townsend,
Vice President, Sales & Marketing

Commercial Jet provides turnkey aircraft maintenance, repair, and overhaul (MRO) services for a wide array of commercial and military aircraft, including Boeing, Airbus and CRJ-series aircraft. As an independent FAA and EASA approved repair station, our customers including scheduled and non-scheduled passenger airlines, cargo operators and leasing companies. Commercial Jet has two large facilities encompassing over half-a-million square feet, strategically located in South Florida and Alabama – with both facilities capable of supporting multiple heavy maintenance checks simultaneously. As a leading provider of responsive, quality, and cost-effective maintenance solutions, Commercial Jet is your partner for Advanced MRO Solutions.



Efficient flight navigation with Lido mPilot

Easing pilots' workflow and improving their situational awareness



lidonavigation@lhsystems.com



More Lido mPilot



Lufthansa Systems

MAINTENANCE & REPAIR STATIONS (CONTINUED)

Dallas Aeronautical Services

1456 Edgefield Dr
Cedar Hill, Texas 75104
P: 972-729-3164
<http://dasvcs.com>

RAA Representative: Michael Ward,
Business Relations Manager

Leading provider of overhaul and repair services for corporate and commercial aircraft composites, structures and assemblies.



Lufthansa Technik AERO Alzey

Lufthansa Technik AERO Alzey GmbH

Rudolf-Diesel-Str. 10
Alzey, Rheinland Palatinate 55232, Germany
P: 49-0-6731-497-0
www.lhaero.com

RAA Representative: Raimund Schnell,
VP Marketing + Sales

With more than 30 years experience in MRO services for regional aircraft engines, Lufthansa Technik AERO Alzey is nowadays the leading independent service provider for CF34-3/-8/-10 series and PW100- and PW150 series engines and the PW1500G as latest family member. LTAA ist industry recognised for providing Regional Airlines as well as General & Business Aviation Operators with high quality maintenance services and repairs at excellent price-performance ratios. LTAA is a General Electric and P&WC designated/authorised repair and overhaul facility and approved by FAA and EASA and others. The services comprise engine overhaul and repair, HSI, engine conversions, worldwide onsite support and engineering services. With more than 50 units of CF34-series, PW100 and PW150-series lease engines, customers are supported in the most flexible and shortest time frame to keep the aircraft flying. We are continuously growing and well recognized as one of the most attractive and reliable employer in the region.



MHI RJ Aviation ULC

3655 Avenue des Grande Tourelles, Suite 110
Boisbriand, Quebec J7H 0E2, Canada
P: 1-450-497-0555
www.mhirj.com

RAA Representative: Ross Mitchell,
Vice President, Corporate Shared Services

With more than 34,100 employees and a leadership position in global markets, Bombardier Aerospace designs, manufactures and supports innovative aviation products for the business, commercial, specialized and amphibious aircraft markets. We have the most comprehensive aircraft portfolio and we hold the number one position in business and regional aircraft. Our high-performance aircraft and services set the standard of excellence in several markets, including:

- Business aircraft - Learjet, Challenger and Global aircraft families
- Commercial aircraft - new C Series program, CRJ Series and Q Series aircraft families
- Aerostructures & Engineering Services - aircraft structures, component repair and other services
- Amphibious aircraft - Bombardier 415 and Bombardier 415 MP aircraft
- Specialized aircraft solutions - Bombardier aircraft modified for special missions
- Aircraft services and training - aircraft parts, maintenance, comprehensive training, technical support and publications, and online services

Olmsted Instrument Company

1401 STONERIDGE DRIVE
Middletown, Pennsylvania 17057
P: 717-944-4021
www.olmsted.cc

RAA Representative: Bill McMinn, President

Established in 1970, Olmsted Instrument Company provides avionics, instrumentation, and accessories sales, service, and installation for private, corporate, commercial, and government entities.

Phoenix Air Repair, Inc.

1842 E. 3rd. St., Tempe, Arizona 85281
P: 480-730-7905 F: 450-730-9952
<http://www.phxair.net>

RAA Representative: Perry Hogan,
General Manager, Business Development

FAA/EASA certified repair station.

Poly-Fiber Enterprises, Inc. dba Atlanta Aerospace

129 Sky Harbor Way, Griffin, Georgia 30224
P: 770-467-9490
<http://www.atlantaaero.com>

RAA Representative: Michael Cook,
Director of Sales

Atlanta Aerospace is a MRO facility specializing in composite and sheet metal structures. Top service is radome repair with on-site transmissivity testing. We also have a safety shop and restraint shop with focus on cargo nets, first aid kits, defibrillators, and megaphones.

MAINTENANCE & REPAIR STATIONS (CONTINUED)



Premier Aviation

800, 8e rue de l'Aéroport
Quebec City, Quebec G2G 2S6, Canada
P: 418-800-1325
www.premieraviation.ca
RAA Representative: JC Tewfik,
VP - Marketing, Sales & Services

Premier Aviation is a leading full-service airframe heavy maintenance provider. Throughout our history, we have consistently met and even exceeded the rigorous demands and expectations of our customers. The company has become a leader with a clear goal: to provide high quality and cost-effective maintenance and refurbishment services.

We are certified to maintain a wide variety of regional types aircraft. Thanks to our 5 maintenance lines, we are more than ready to meet the present and future challenges with our customers.

PrimeFlight Aviation Services

3 Sugar Creek Center Boulevard
Sugar Land, Texas 77478
P: 281-942-6800
www.primeflight.com
RAA Representative: Carl Shipsky/Amanda Hoffman,
VP, Sales & Customer Support/ Senior Director,
Marketing & Communications

PrimeFlight Aviation Services provides air carriers and airports with a wide range of aircraft, passenger and security services, including GSE Maintenance, Cargo, Fueling, Deicing, Ground Handling, Aircraft Appearance and Customer Support services, to ensure the safe and reliable operation of their aircraft and the comfort of their passengers. Our team is focused on quality, safety and providing a positive customer experience through all services offered. We strive to be a leading provider of aviation services and strong business partner for our customers.

Sky Service F.B.O. Inc.

6120 Midfield Road
Mississauga, Ontario L5P 1B1, Canada
P: 796-0689
<http://www.skyservice.com>
RAA Representative: Kelly McCaffrey,
Off Site Coordinator

In 1986, Skyservice was incorporated in order to serve the needs of the Aviation Community. Over the past 21 years Skyservice has become the primary reference for Business and Regional Aviation Services. With award winning FBO and Maintenance facilities in Montreal, Toronto and Calgary, Skyservice has taken a large focus on regional aircraft maintenance with over 300 employees as well as 300,000sq. ft. of state of the art hangar and maintenance facilities to support Regional aircraft operators. Skyservice Aviation is currently one of the largest aviation companies in Canada including maintenance, charter, aircraft management, FBO and air ambulance services.

STS Aviation Group

2000 NE Jensen Beach Blvd
Jensen Beach, Florida 34957
P: 888-777-2960
<https://www.stsaviationgroup.com/>
RAA Representative: Kim Johnson

STS Aviation Group is a fully integrated turnkey solutions provider with a common goal. Whether you need a single aircraft mechanic, a full range of Aviation Staffing, Engineering, Line Maintenance or Component Solutions, we are available to support you. STS is a recognized leader in providing A&P Staffing Services, Line Maintenance Services, Engineering Services and Component Distribution and Inventory Management Service to the global aviation market.

OTHER

Aerovision International LLC

620 E. Ellis, Norton Shores, Michigan 49441
P: 231-799-9000
<http://aerovi.com/>
RAA Representative: Mickala VanDop,
Senior Director of Sales & Operations

A global leader in after market aviation parts, whole asset sales and leasing. With a primary focus of connecting our customers with a solution, through integrity and relationships.

Airline MRO Parts (AMP)

6101 Flightline Drive
Jacksonville, Florida 32221
P: 904-512-1320
<https://airlinemro.parts/>
RAA Representative: JT Messick,
VP Business Development

AMP is an industry leader in providing digital supply chain solutions which focuses on automated sourcing, procurement, and supplier management. Bolstered by a proprietary Smart Purchasing engine, AMP has a full suite of fulfillment optimization tools which can reduce the more traditional procurement process from days to minutes while delivering unparalleled operational efficiency improvements for airlines, MROs, and supplier partners. AMP currently provides Consumable & Expendable support for over 80 lines of aircraft maintenance for multiple MROs, ULCC and regional airlines.

ALPA, Air Line Pilots Association Int'l

535 Herndon Parkway, Herndon, Virginia 20170
P: 703-689-2270
<http://www.alpa.org>
RAA Representative: Keith Hagy,
Director, Engineering and Air Safety

The Air Line Pilots Association, International (ALPA, Int'l) is the largest air line pilots union in the world, representing 59,000 pilots at 33 US and Canadian airlines.

Deutsche Aircraft GmbH

Oberpfaffenhofen Airport
Wessling, AE (Area Europe) 82231, Germany
P: 0-815-388-1110
<https://www.deutscheaircraft.com/>
RAA Representative: Anastasija Visnakova,
Vice President Sales & Marketing

Founded on the proud heritage of Dornier and Germany's reputation for engineering design, quality and innovation, Deutsche Aircraft is the new purpose-driven German OEM. Deutsche Aircraft will enable future development of the D328® platform, and exploit future technologies and capabilities to produce a more efficient, economic and environmentally friendly aircraft, and to drive the future of aviation towards a zero-emission flight objective. Together with the participation of the German Government, Deutsche Aircraft is leading the way in a new era of clean aviation and is addressing the needs to protect our planet and inspire future generations, for cleaner, safer and more efficient air travel

Dubuque Regional Airport

11000 Airport Rd, Dubuque, Iowa 52003
P: 563-589-4233
<http://www.flydbq.com>
RAA Representative: Todd Dalsing,
Airport Director

Dubuque Regional Airport provides viable and competitive airport services while promoting sustainable sustainable economic development within the region.

Flight Safety Foundation

701 N. Fairfax Street, Suite 250
Alexandria, Virginia 22314
P: 703-739-6700 F: 703-739-6708
<https://flightsafety.org/>
RAA Representative: Louise Martin,
Vice President of Membership

Since 1947, Flight Safety Foundation has helped save lives around the world. The Foundation is an international non-profit organization whose sole purpose is to provide impartial, independent, expert safety guidance and resources for the aviation and aerospace industry.

Huntsville International Airport

1000 Glenn Hearn Blvd
Huntsville, Alabama 35824
P: 256-772-9395
<https://www.flyhuntsville.com/>
RAA Representative: Luther H. Roberts, Jr., CEO

Huntsville International Airport (HSV) is the largest commercial airport in North Alabama, serving over 1 million passengers annually. Huntsville International Airport has nonstop service to 14 destinations including Atlanta, Charleston, Charlotte, Chicago, Dallas, Denver, Detroit, Houston, Las Vegas, Miami (seasonal), Orlando, Tampa, and both Dulles and National Airports in Washington, D.C. HSV is served by American Airlines, Delta, and United Airlines and ultra-low cost carriers Breeze Airways and Silver Airways.

Jet Support Services, Inc. (JSSI)

180 North Stetson Ave, 29th Floor
Chicago, Illinois 60601
P: 312-644-8716
www.jetssupport.com
RAA Representative: Francisco Zozaya, Senior Vice
President, Business Development & Strategy

For over 30 years, Jet Support Services, Inc. (JSSI), has been the leading independent provider of maintenance programs to the aviation industry, covering virtually all makes and models of aircraft, engines, and APUs. JSSI provides its customers with comprehensive, flexible and affordable financial programs and tools for managing the often unpredictable costs of operating and maintaining business and commercial jets, turboprops and helicopters. As the creator of the revolutionary Tip-to-Tail® Program, JSSI is the only single source provider of this trademarked service. JSSI serves customers globally and manages maintenance services through its worldwide infrastructure of certified technical advisors.

Lufthansa Systems

800 Brickell Ave., Suite 1100
Miami, Florida 33131
P: 1-305-423-6879 F: 1-305-508-9859
<https://www.lhsystems.com/>
RAA Representative: Genaro Zarazua, Senior Vice
President Regional Management Americas

Lufthansa Systems GmbH & Co. KG is a leading airline IT provider determined to shape the future of digital aviation. It draws its unique strengths from its ability to combine profound industry know-how with forward-looking technological expertise and has lived by its slogan "We're into IT" for more than 25 years. A wholly-owned subsidiary of the Lufthansa Group, the company offers its more than 350 customers an extensive range of successful IT products and services for the aviation industry, many of which are market leaders. Lufthansa Systems' pioneering portfolio covers all of an airline's business processes – in the flight deck, in the cabin and on the ground. As a tech company and airline IT provider, Lufthansa Systems is committed to identifying its own environmental footprint and improving that of its airline customers across the globe. Headquartered in Raunheim near Frankfurt/Main, Germany, Lufthansa Systems employs around 2,400 people at its locations in 16 countries.

Regional One, Inc.

6750 NE 4th Ct, Miami, Florida 33133
P: 305-759-0670
www.RegionalOne.com
RAA Representative: Tony Daponte,
Director of Sale and Marketing

Regional One is a purchaser, lessor, and seller of aircraft, aircraft parts, engines and engine parts, offering worldwide support to regional and commercial aircraft operators.

OTHER (CONTINUED)

RIM ENTERPRISES LLC

1050 Lyons Lane
Marion, Iowa 52302
P: 319-393-9727
www.riment.com
RAA Representative: Allan Nordine,
Vice President

RIM Enterprises LLC is focused on being your aircraft parts supplier of choice by offering impeccable customer service while maintaining the highest quality standards. Our staff utilizes over 150 years of combined aviation experience to assist with your requirements and has been delivering aircraft parts worldwide since 1991. Originally established as a supplier of avionics and instrumentation, through strategic planning and extensive inventory expansion we have grown in to a full service aircraft parts supplier capable of meeting all of our customer's needs. We maintain an inventory in excess of 90,000 line items at our centrally located facility in Marion, Iowa.

We offer creative aircraft parts solutions to our customers on a purchase, exchange, lease and rental basis. We are pleased to customize plans to meet each and every customer's specific requirements. Our dedicated staff will be happy to work with you every step of the way with only one goal in mind....your complete satisfaction.

The Boeing Company

5905 Legacy Dr, Plano, Texas 75024
P: 1-972-241-0351
<https://www.boeing.com/services/index.page>
RAA Representative: Jason Schultz, Senior Manager,
Business Development, Boeing Global Services

Through our global network and deep customer focus, Boeing Global Services seeks to provide solutions that are simple to use, supported by an advanced digital operation — delivering services with the speed, flexibility, reliability and predictability our customers rely on.

U.S. Technical

2461 E. Orangethorpe STE 105
Fullerton, California 92831
P: 714-446-1920 F: 714-446-1931
www.ustechnical.com
RAA Representative: Jerry Schumacher, President

Engineering and FAA Certification

University Aviation Association

8092 Memphis Ave
Millington, Tennessee 38053
P: 901-563-0505
<https://www.uaa.aero/>
RAA Representative: Dawn Vinson,
Executive Director

The University Aviation Association (UAA) is the voice of collegiate aviation to our members, the industry, government and the general public. Through the collective expertise of our members, UAA plays a pivotal role in the advancement of degree-granting aviation programs that represent all segments of aviation. Today, UAA is comprised of over 1200 members from more than 220 colleges and universities in the U.S., Canada, Australia, Europe, and Asia. The organization and its members are poised to meet the ever-changing needs of the aviation industry and address the challenges of the 21st century.



WorkforceQA

1430 S Main St
Salt Lake City, Utah 84115-5338
P: 801-503-3834 F: 801-8698
<https://www.wfqa.com/>
RAA Representative: Mary Ellen Petti,
Compliance Advisor

WorkforceQA (WFQA) is one of the largest privately held third-party administrators of compliance services in the country. We have decades of experience managing FAA-regulated drug and alcohol testing programs, but we are much more than just a collection and testing company. We provide background checks, physicals, electronic recordkeeping, and expert consultation on FAA regulatory matters. WFQA strives to be a valued partner and we take great pride in providing customized, effective, and compliant service from a team with unequalled FAA testing program management and regulatory expertise.

SPECIALIZED SERVICES

Aviation Accreditation Board International

115 S. 8th Street, Suite 102
Opelika, Alabama 36801
P: 334-748-9359
<https://www.aabi.aero/>
RAA Representative: Dr. Guy Smith, President

The Aviation Accreditation Board International (AABI) was created in 1988 at the initiative of 100 colleges and universities with aviation programs who recognized the need to establish standards and submit themselves to the review of their peers and the industry. Its purpose is to serve as the official accrediting body for all collegiate aviation. Accreditation is a system for recognizing educational institutions and/or their professional programs that achieve and maintain a level of performance, integrity and quality that entitles them to the confidence of the educational community, the industry and the public they serve.



SPECIALIZED SERVICES (CONTINUED)

Garmin

<https://www.garmin.com/en-US/>
RAA Representative: Marla Prothe

We make products that are engineered on the inside for life on the outside. We do this, so our customers can make the most of the time they spend pursuing their passions. With more than 11,500 associates in 60 offices around the world, we bring GPS navigation and wearable technology to the automotive, aviation, marine, outdoor and fitness markets. We think every day is an opportunity to innovate, and a chance to beat yesterday

HQ Aero Management (US) Inc.

167 Airplane Ave
Bridgeport, West Virginia 26330
P: 304-848-0900 F: 304-848-0904
www.hqaero.com
RAA Representative: Ronald Eagle, President

In today's aviation industry when most companies struggle with finding qualified aircraft technicians, they rely on the services of a highly qualified recruiting partner. In addition to recruiting highly qualified aviation contractors for your short or long term contract needs, HQ Aero offers recruiting and placement services for your direct placement needs as well. The only time we charge a fee for service is when you make an offer to a candidate and they start work with your company. We offer direct placement recruiting services to our customers at a substantially discounted rate, as a compliment to our contract recruiting services, in an effort to build a strong long term relationship as our customer's full service aviation recruiter of choice.

Jet Yard

25233 E Pinal Airpark Road, Suite 101
Marana, Arizona 85653
P: 952-224-2426
<http://jetyard.com>
RAA Representative: Dave Bixler, President

Jet Yard looks forward to offering aircraft maintenance services to your organization

- Aircraft storage, short and long-term parking
- Engine preservation and storage services
- Engine & APU borescope inspection services
- Part warehousing and storage
- Static displays, training aids, cockpit and special skin cuts
- Disassembly, part-out, packaging, wrapping, crating and shipping
- Aircraft and engine end of life solutions and recycling
- FAA 145 maintenance service capabilities
- Worldwide aircraft disassembly and recycling services

JETPUBS Inc

900 Crest View Drive, Suite 130
Hudson, Wisconsin 54016
P: 715-220-4232
www.jetpubs.com
RAA Representative: Larissa Fildes,
Chief Executive Officer

At JETPUBS, our primary purpose is to make our clients' lives easier. With 500+ global clients, JETPUBS is an aviation services company that specializes in delivering tailored solutions for training materials and manuals management. As a leader in this niche space, JETPUBS assists clients to improve their efficiency, safety, and compliance of their flight operations, in-flight, maintenance, and ground operations by delivering high-quality materials and services in print and digital formats. From managing content and manual revisions via our Online Manuals Service (OMS) to providing cockpit posters, static trainers, systems schematics, and graphics, we deliver unmatched customized solutions.

Opslab

800 Brazos Street, Unit 808, Austin, Texas 78701-2540
P: 281-515-9043
<https://www.opslab.com/>
RAA Representative: Henry Townsend,
Head of Global Sales, Airlines

We provide smart assistants to solve operational planning, tracking and recovery problems at scale. Our solutions, built with operations research and machine learning, tackle reactive and predictive aspects of problems like scheduling, routing and dispatch, and automate away the most complex parts of solving such problems.

Papillon Grand Canyon Helicopters

P.O. Box 455, 3568 Airport Road
Grand Canyon National Park, Arizona 86023
P: 928-638-9330 F: 928-638-9349
www.Papillon.com
RAA Representative: Jeff Bubier,
South Rim General Manager / DER

Papillon Grand Canyon Helicopters conducts helicopter tours over the Grand Canyon, Las Vegas Strip, tours from Page AZ to Bryce Canyon, Monument Valley and Lake Powell as well as charter services. Papillon has a Utility division that supports Arizona Game and Fish, Grand Canyon National Park and Fire fighting operations throughout out the United States.



PILOTSGLOBAL, Inc.

1007 North Orange Street, 4th Floor Ste 105
Wilmington, Delaware 19801
P: 302-319-9783
<https://pilotsglobal.com/>
RAA Representative: Artem Sagan, CEO

PilotsGlobal.com is the largest Flight Crew Recruitment platform in the United States and worldwide. The Company offers a fully digital way to source Pilot candidates at scale. We work closely with the Human Resources and Flight Departments helping them customize and automate their Pilot recruitment processes, increase the retention rates, and reduce Pilot recruitment costs. One of the main objectives of our service is to help our partners streamline their candidate pipeline and offload the time associated with candidate screening and selection processes.

SeaTec Consulting Inc.

11913 Heritage Lane, Houston, Texas 77024
P: 404-304-2101
<https://seatec.com>
RAA Representative: Allen McReynolds,
Managing Partner

SeaTec offers Engineering, Digital, & Consulting support in the Operations & Technical Services segment of the airline industry. With a 20+ year history, SeaTec leverages best practices across the most complex challenges our clients face.

Sterling

A Kuehne+Nagel Company

Sterling, A Kuehne+Nagel Company

570 Herndon Parkway, Suite 300
Herndon, Virginia 20170
P: 800-633-6666 F: 703-471-4557
www.sterlingaog.aero
RAA Representative: Steve Wilson,
SVP Business Development - Americas

Sterling is the leader in global aviation logistics delivering unparalleled service and proven solutions. Sterling supports the transportation of time-critical and high-value shipments with fast response times, precision handling and real-time monitoring — an array of customized solutions and 24/7/365 support. With over 79,000 employees at almost 1,300 locations in over 100 countries, the Kuehne + Nagel Group is one of the world's leading logistics companies. Its strong market position lies on Sea, Air, Road and Contract Logistics, with a clear focus on integrated logistics solutions. Together, Sterling and Kuehne + Nagel, provide logistics solutions custom-designed to keep your aircraft flying.

Travelpro Products Inc

700 Banyan Trail
Boca Raton, Florida 33431
P: 561-998-2824 F: 561-912-0416
<http://www.travelpro.com>
RAA Representative: Patricia Duffy,
Director- Airline Division

For over 25 years, Travelpro® has prided itself on design innovation and durability in crafting the highest quality luggage for travelers worldwide. Since transforming the ease of modern day travel with The Original Rollaboard® wheeled luggage, Travelpro has been the brand of choice for flight crews and frequent travelers on every continent. Today, Travelpros spinner and Rollaboard® suitcases, executive briefcases, rolling travel duffel bags, totes and backpacks are the choice of more than ninety airlines and frequent travelers worldwide. The company is dedicated to building a lifelong relationship with its customers by consistently meeting and exceeding their expectations.

Vault Health Workforce Screening

255 Alhambra Circle, Suite 700
Coral Gables, Florida 33134
P: 212-880-5494
<https://www.vaulthealth.com/>
RAA Representative: Sarah Boone,
Director of Sales, Background Screening

RAA has partnered with Vault Health Workforce Screening (formerly FSSolutions) to offer an employment screening consortium at pre-negotiated rates for Airline and Associate Members. With over 30 years of industry experience, Vault Health provides end-to-end FAA/DOT compliant employment screening solutions, including drug and alcohol testing, background screening, and occupational health services to meet your hiring and onboarding needs with our easy-to-use platform and FAA compliant reports.

TRAVEL SERVICES

TA Connections

3280 Peachtree Rd, Suite 2400
Atlanta, Georgia 30305
P: 612-205-3320
<https://www.taconnections.com/>
RAA Representative: Reneice Haglund,
Sr. Account Director

TA Connections is a global leader in technology that provides solutions that transform the aviation industry. We specialize in intelligent software and services that streamline crew logistics, passenger disruption, and airline operations.

We offer 6 core solutions:

- TA Crew: automates crew schedules to support hotel and transportation planning, invoice reconciliation, and globally negotiated rate programs
- TA Inflight: a digital cabin at your crew's fingertips, with inflight retail and passenger profiles for increased revenue
- TA Disruption Hub: A self-service solution that manages the entire disruption process for passengers
- TA Airport: A mobile departure control system that reduces reliance on stationary kiosks and increases ancillary revenue
- TA Turn: an integrated solution delivering real time transparency into every aircraft turnaround
- TA Ramp: a digital ramp operation with real-time data

TA Connections customers see improved cost control, simplified logistics, and improved customer experience.

Via Airlines

111 S. Maitland Avenue
Maitland, Florida 32751
P: 407-641-4122 F: 407-374-2429
<http://www.flyviaair.com>
RAA Representative: Amos Vizer

ViaAir is an aviation company offering scheduled flights, charters, packaged AirCruises, and tours over select cities.



LEADERS IN THE SKY, HEROES ON THE GROUND

Supporting more than **1,300 AIRCRAFT** that
carry over **100 MILLION PASSENGERS** annually
is not a responsibility we take lightly.



mhirj.com



U.S. PART 135/PART 121 CERTIFICATED AIR CARRIERS

Regional Airlines in **bold**.
RAA Member Airlines
highlighted in **yellow**

Q5	40-Mile Air
AN	ADVANCED AIR, LLC
1YQ	Air Charter, Inc d/b/a Air Flamenco
X4	Air Excursions LLC
ZW	Air Wisconsin Airlines Corp
AS	Alaska Airlines Inc.
G4	Allegiant Air
AA	American Airlines Inc.
BAS	Baranautica Air Service LLC
8E	Bering Air Inc.
Z3	Bidzy Ta Hot Aana, Inc. d/b/a Tanana Air Service
4B	Boutique Air
MX	Breeze Aviation Group DBA Breeze
9K	Cape Air
LF	CFM Inc d/b/a Contour Airlines d/b/a One Jet Shuttle
1QQ	City Wings Inc dba Seaflight
C5	CommuteAir Aka Champlain Enterprises, Inc.
DL	Delta Air Lines Inc.
1BQ	Eastern Airlines f/k/a Dynamic Airways, LLC
2HQ	Elite Airways LLC
ELL	Ellis Air Taxi Inc.
EM	Empire Airlines Inc.
9E	Endeavor Air Inc.
MQ	Envoy Air
EV	Expressjet Airlines LLC d/b/a aha!
WST	Friday Harbor Seaplanes
F9	Frontier Airlines Inc.
22Q	Gem Air LLC
G7	GoJet Airlines LLC d/b/a United Express
YR	Grand Canyon Airlines, Inc. d/b/a Grand Canyon Airlines d/b/a Scenic Airlines
GV	Grant Aviation
HA	Hawaiian Airlines Inc.
QX	Horizon Air
V8	Iliamna Air Taxi
2O	Island Air Service
2EQ	J&M Alaska Air Tours, Inc. d/b/a Alaska Air Transit
B6	JetBlue Airways
3KQ	Junipogo, LLC

J5	Kalinin Aviation LLC d/b/a Alaska Seaplanes
KAT	Katmai Air
KAH	Kenmore Air Harbor
38Q	Key Lime Air Corporation
YV	Mesa Airlines Inc.
3E	Multi-Aero, Inc. d/b/a Air Choice One
3BQ	Nealco Air Charter Services, Inc. d/b/a Watermakers Air
NEW	New England Airlines Inc.
7H	Northern Pacific Airways, Inc. Db a Ravn Alaska
K2	Paklook Air, Inc d/b/a/ Airlift Alaska d/b/a/ Yute Commuter Service
PT	Piedmont Airlines
OH	PSA Airlines Inc.
RVQ	Reeve Air Alaska, LLC
YX	Republic Airways
7S	Ryan Air f/k/a Arctic Transportation
I4	Scott Air LLC dba Island Air Express
SEB	Seaborne Virgin Islands, Inc.
3M	Silver Airways
OO	SkyWest Airlines Inc.
2E	Smokey Bay Air Inc.
9X	Southern Airways Express, dba Mokulele Airlines
WN	Southwest Airlines Co.
SNK	Spernak Airways Inc.
NK	Spirit Air Lines
1SQ	Star Marianas Air Inc.
SY	Sun Country Airlines d/b/a MN Airlines
5V	Tatonduk Outfitters Limited d/b/a Everts Air Alaska and Everts Air Cargo
XP	TEM Enterprises dba Avelo Airlines
04Q	Tradewind Aviation
2LQ	Tropic Ocean Airways LLC
UA	United Air Lines Inc.
K3	Venture Travel LLC d/b/a Taquan Air Service
VI	Vieques Air Link Inc.
4W	Warbelow
8V	Wright Air Service
VI	Vieques Air Link Inc.
4W	Warbelow
8V	Wright Air Service

U.S. AIRPORT CODES

7AK Akun, AK	ATW Appleton, WI	BRO Brownsville, TX	COS Colorado Springs, CO
A43 Kodiak Island, AK	ATY Watertown, SD	BRW Barrow, AK	COU Columbia, MO
ABE Allentown/Bethlehem/Easton, PA	AUG Augusta, ME	BTI Barter Island, AK	CPR Casper, WY
ABI Abilene, TX	AUK Alakanuk, AK	BTM Butte, MT	CPX Culebra, PR
ABL Ambler, AK	AUS Austin, TX	BTR Baton Rouge, LA	CRP Corpus Christi, TX
ABQ Albuquerque, NM	AVL Asheville/Hendersonville, NC	BTT Bettles, AK	CRW Charleston, WV
ABR Aberdeen, SD	AVP Wilkes-Barre/Scranton, PA	BTV Burlington, VT	CSG Columbus, GA
ABY Albany, GA	AZA Phoenix, AZ	BUF Buffalo, NY	CVG Cincinnati, KY
ACK Nantucket, MA	AZO Kalamazoo/Battle Creek, MI	BUR Burbank, CA	CVN Clovis, NM
ACT Waco, TX	BDL Hartford, CT	BWI Baltimore, MD	CWA Wausau, WI
ACV Arcata/Eureka, CA	BDR Bridgeport, CT	BZN Bozeman, MT	CXF Coldfoot, AK
ACY Atlantic City, NJ	BET Bethel, AK	CAE Columbia, SC	CYF Chefornak, AK
ADK Adak Island, AK	BFD Bradford, PA	CAK Akron/Canton, OH	CYS Cheyenne, WY
ADQ Kodiak, AK	BFF Scottsbluff, NE	CDB Cold Bay, AK	CZN Chisana, AK
AET Allakaket, AK	BFI Boeing Field, WA	CDC Cedar City, UT	DAB Daytona Beach, FL
AEX Alexandria, LA	BFL Bakersfield, CA	CDR Chadron, NE	DAL Dallas, TX
AGN Angoon, AK	BFM Mobile, AL	CDV Cordova, AK	DAY Dayton, OH
AGS Augusta, GA	BGM Binghamton, NY	CEC Crescent City, CA	DBQ Dubuque, IA
AIA Alliance, NE	BGR Bangor, ME	CEM Central, AK	DCA Washington, VA
AIN Wainwright, AK	BHB Bar Harbor, ME	CEZ Cortez, CO	DDC Dodge City, KS
AKB Atka, AK	BHM Birmingham, AL	CGA Craig, AK	DEC Decatur, IL
AKI Akiak, AK	BID Block Island, RI	CGI Cape Girardeau, MO	DEN Denver, CO
AKK Akhiok, AK	BIH Bishop, CA	CHA Chattanooga, TN	DFW Dallas, TX
AKN King Salmon, AK	BIL Billings, MT	CHO Charlottesville, VA	DHB Deer Harbor, WA
AKP Anaktuvuk Pass, AK	BIS Bismarck, ND	CHS Charleston, SC	DHN Dothan, AL
ALB Albany, NY	BJI Bemidji, MN	CHU Chuathbaluk, AK	DIK Dickinson, ND
ALO Waterloo, IA	BKC Buckland, AK	CID Cedar Rapids, IA	DJN Delta Junction, AK
ALS Alamosa, CO	BKG Branson, MO	CIK Chalkyitsik, AK	DLG Dillingham, AK
ALW Walla Walla, WA	BKL Cleveland, OH	CIU Sault Ste Marie, MI	DLH Duluth, MN
ALZ Alitak, AK	BKW Beckley, WV	CKB Clarksburg, WV	DRG Deering, AK
AMA Amarillo, TX	BLD Las Vegas, NV	CKD Crooked Creek, AK	DRO Durango, CO
ANC Anchorage, AK	BLI Bellingham, WA	CKX Chicken, AK	DRT Del Rio, TX
ANI Aniak, AK	BLV Belleville, IL	CLD San Diego, CA	DSI Destin/Ft Walton Beach, FL
ANV Anvik, AK	BMI Bloomington/Normal, IL	CLE Cleveland, OH	DSM Des Moines, IA
AOO Altoona, PA	BNA Nashville, TN	CLL College Station, TX	DTR Decatur Island, WA
AOS Amook Bay, AK	BNH Boston Harbour SPB, MA	CLP Clarks Point, AK	DTW Detroit, MI
APN Alpena, MI	BOI Boise, ID	CLT Charlotte, NC	DUJ Dubois, PA
ARC Arctic Village, AK	BOS Boston, MA	CMH Columbus, OH	DUT Dutch Harbor, AK
ART Watertown, NY	BPT Beaumont/Port Arthur, TX	CMI Champaign/Urbana, IL	DVL Devils Lake, ND
ASE Aspen, CO	BQK Brunswick, GA	CMX Hancock, MI	EAA Eagle, AK
ATK Atkasuk, AK	BQN Aguadilla, PR	CNM Carlsbad, NM	EAR Kearney, NE
ATL Atlanta, GA	BRD Brainerd, MN	CNY Moab, UT	EAT Wenatchee, WA
ATT Atmautluak, AK	BRL Burlington, IA	COD Cody, WY	EAU Eau Claire, WI

U.S. AIRPORT CODES (CONT'D)

ECP	Panama City, FL	GCC	Gillette, WY	HRL	Harlingen, TX	JNU	Juneau, AK
EDA	Edna Bay, AK	GCK	Garden City, KS	HRO	Harrison, AR	JRV	Ceiba, PR
EEK	Eek, AK	GCW	Grand Canyon West, AZ	HSL	Huslia, AK	JST	Johnstown, PA
EGE	Vail, CO	GDV	Glendive, MT	HSV	Huntsville, AL	KAE	Kake, AK
EGX	Egegik, AK	GEG	Spokane, WA	HTO	East Hampton, NY	KAL	Kaltag, AK
EKO	Elko, NV	GFK	Grand Forks, ND	HTS	Huntington/Ashland KY, WV	KBC	Birch Creek, AK
ELD	El Dorado, AR	GGG	Longview, TX	HUS	Hughes, AK	KCC	Coffman Cove, AK
ELI	Elim, AK	GGW	Glasgow (US) MT, MT	HVN	New Haven, CT	KCG	Chignik, AK
ELM	Elmira/Corning, NY	GJT	Grand Junction, CO	HVR	Havre, MT	KCL	Chignik, AK
ELP	El Paso, TX	GKN	Gulkana, AK	HYA	Hyannis, MA	KCQ	Chignik, AK
ELV	Elfin Cove, AK	GLH	Greenville, MS	HYG	Hydaburg, AK	KEB	Nanwalek, AK
EMK	Emmonak, AK	GLV	Golovin, AK	HYL	Hollis, AK	KEH	Kenmore, WA
ENA	Kenai, AK	GNU	Goodnews Bay, AK	HYS	Hays, KS	KEK	Ekwok, AK
ERI	Erie, PA	GNV	Gainesville, FL	IAD	Dulles, VA	KFP	False Pass, AK
ESC	Escanaba, MI	GPT	Gulfport/Biloxi, MS	IAG	Niagara Falls, NY	KGK	Koliganek, AK
ESD	Eastsound, WA	GRB	Green Bay, WI	IAH	Houston, TX	KGX	Grayling, AK
EUG	Eugene, OR	GRI	Grand Island, NE	IAN	Kiana, AK	KKA	Koyuk, AK
EVV	Evansville, IN	GRK	Killeen/Fort Hood, TX	ICT	Wichita, KS	KKB	Kitoi Bay, AK
EWB	New Bedford/Fall River, MA	GRR	Grand Rapids, MI	IDA	Idaho Falls, ID	KKH	Kongiganak, AK
EWN	New Bern, NC	GSO	Greensboro/High Point, NC	IGG	Igiugig, AK	KKI	Akiachak, AK
EWR	Newark, NJ	GSP	Greenville/Spartanburg, SC	IKO	Nikolski, AK	KLG	Kalskag, AK
EXI	Excursion Inlet, AK	GST	Gustavus, AK	ILG	Wilmington, DE	KLL	Levelock, AK
EYW	Key West, FL	GTF	Great Falls, MT	ILI	Iliamna, AK	KLN	Larsen Bay, AK
FAI	Fairbanks, AK	GTR	Columbus, MS	ILM	Wilmington, NC	KLW	Klawock, AK
FAR	Fargo, ND	GUC	Gunnison, CO	IMT	Iron Mountain/Kingsfd., MI	KMO	Manokotak, AK
FAT	Fresno, CA	HCR	Holy Cross, AK	IND	Indianapolis, IN	KMY	Moser Bay, AK
FAY	Fayetteville, NC	HDN	Hayden, CO	INL	International Falls, MN	KNK	Kokhanok, AK
FBS	Friday Harbor Seaplane Base, WA	HGR	Hagerstown, MD	IPL	Imperial/El Centro, CA	KNW	New Stuyahok, AK
FCA	Kalispell, MT	HHH	Hilton Head Island, SC	IPT	Williamsport, PA	KOA	Kona, HI
FLG	Flagstaff Pulliam Airport, AZ	HHR	Hawthorne, CA	IRC	Circle, AK	KOT	Kotlik, AK
FLL	Fort Lauderdale, FL	HIB	Hibbing/Chisholm, MN	IRK	Kirksville, MO	KOY	Olga Bay, AK
FLO	Florence, SC	HKB	Healy Lake, AK	ISP	Islip, NY	KOZ	Ouzinkie, AK
FNL	Fort Collins/Loveland, CO	HLN	Helena, MT	ITH	Ithaca, NY	KPB	Point Baker, AK
FNT	Flint, MI	HNH	Hoonah, AK	ITO	Hilo, HI	KPN	Kipnuk, AK
FOD	Fort Dodge, IA	HNL	Honolulu, HI	IWD	Ironwood, MI	KPR	Port Williams, AK
FRD	Friday Harbor, WA	HNM	Hana, HI	JAC	Jackson, WY	KPV	Perryville, AK
FSD	Sioux Falls, SD	HNS	Haines, AK	JAN	Jackson, MS	KPY	Port Bailey, AK
FSM	Fort Smith, AR	HOB	Hobbs, NM	JAX	Jacksonville, FL	KQA	Akutan, AK
FWA	Fort Wayne, IN	HOM	Homer, AK	JBR	Jonesboro, AR	KSM	St Mary's, AK
FXE	Fort Lauderdale Executive, FL	HOT	Hot Springs, AR	JFK	New York, NY	KTB	Thorne Bay, AK
FYU	Fort Yukon, AK	HOU	Houston, TX	JHM	Kapalua, HI	KTN	Ketchikan, AK
GAL	Galena, AK	HPB	Hooper Bay, AK	JLN	Joplin, MO	KTS	Brevig Mission, AK
GAM	Gambell, AK	HPN	White Plains, NY	JMS	Jamestown, ND	KUK	Kasigluk, AK



U.S. AIRPORT CODES (CONT'D)

KVC King Cove, AK	LYH Lynchburg, VA	MSP Minneapolis/St Paul, MN	OTS Anacortes, WA
KVL Kivalina, AK	MAF Midland, TX	MSS Massena, NY	OTZ Kotzebue, AK
KWF Waterfall, AK	MAZ Mayaguez, PR	MSY New Orleans, LA	OWB Owensboro, KY
KWK Kwigillingok, AK	MBL Manistee, MI	MTH Marathon, FL	OWD Norwood, MA
KWN Quinhagak, AK	MBS Saginaw/Midland/Bay C., MI	MTJ Montrose, CO	PAE Everett, WA
KWP West Point, AK	MCE Merced, CA	MTM Metlakatla, AK	PAH Paducah, KY
KWT Kwethluk, AK	MCG Mcgrath, AK	MUE Kamuela, HI	PBG Plattsburgh, NY
KXA Kasaan, AK	MCI Kansas City, MO	MVY Martha's Vineyard, MA	PBI West Palm Beach, FL
KYK Karluk, AK	MCK Mccook, NE	MWA Marion, IL	PDB Pedro Bay, AK
KYU Koyukuk, AK	MCN Macon, GA	MXY McCarthy, AK	PDT Pendleton, OR
KZB Zachar Bay, AK	MCO Orlando, FL	MYR Myrtle Beach, SC	PDX Portland, OR
LAN Lansing, MI	MCW Mason City, IA	MYU Mekoryuk, AK	PEC Pelican, AK
LAR Laramie, WY	MDT Harrisburg, PA	NCN Chenega, AK	PGA Page, AZ
LAS Las Vegas, NV	MDW Chicago, IL	NIB Nikolai, AK	PGD Punta Gorda, FL
LAW Lawton/Fort Sill, OK	MEI Meridian, MS	NKI Naukiti Bay, AK	PGM Port Graham, AK
LAX Los Angeles, CA	MEM Memphis, TN	NLG Nelson Lagoon, AK	PGV Greenville, NC
LBB Lubbock, TX	MFE McAllen/Mission, TX	NME Nightmute, AK	PHF Newport News/Williamsburg, VA
LBE Latrobe, PA	MFR Medford, OR	NNL Nondalton, AK	PHL Philadelphia, PA
LBF North Platte, NE	MGM Mobile, AL	NPT Newport, RI	PHO Point Hope, AK
LBL Liberal, KS	MGW Morgantown, WV	NUI Nuiqsut, AK	PHX Phoenix, AZ
LCH Lake Charles, LA	MHK Manhattan, KS	NUL Nulato, AK	PIA Peoria, IL
LCK Rickenbacker, OH	MHT Manchester, NH	NUP Nunapitchuk, AK	PIB Hattiesburg/Laurel, MS
LEB Lebanon, NH	MIA Miami, FL	NYS New York Skyports SPB, NY	PIE Tampa, FL
LEX Lexington, KY	MKE Milwaukee, WI	OAJ Jacksonville, NC	PIH Pocatello, ID
LFT Lafayette Regional Apt, LA	MKG Muskegon, MI	OAK Oakland, CA	PIP Pilot Point, AK
LGA New York, NY	MKK Hoolehua, HI	OBU Kobuk, AK	PIR Pierre, SD
LGB Long Beach, CA	MKL Jackson (US) TN, TN	OGD Ogden, UT	PIT Pittsburgh, PA
LIH Lihue, HI	MLB Melbourne, FL	OGG Kahului, HI	PIZ Point Lay, AK
LIT Little Rock, AR	MLI Moline, IL	OGS Ogdensburg, NY	PKA Napaskiak, AK
LKE Seattle Lake Union Spb, WA	MLL Marshall (US) AK, AK	OKC Oklahoma City, OK	PKB Parkersburg, WV
LKK Kulik Lake, AK	MLU Monroe, LA	OLF Wolf Point, MT	PLN Pellston, MI
LMA Lake Minchumina, AK	MLY Manley Hot Springs, AK	OLH Old Harbor, AK	PML Port Moller, AK
LNK Lincoln, NE	MMH Mammoth Lakes, CA	OMA Omaha, NE	PNS Pensacola, FL
LNS Lancaster, PA	MNT Minto, AK	OME Nome, AK	PPV Port Protection, AK
LNJ Lanai City, HI	MOB Montgomery, AL	ONT Los Angeles, CA	PQI Presque Isle, ME
LPS Lopez Island Airport, WA	MOT Minot, ND	OOK Toksook Bay, AK	PQS Pilot Station, AK
LRD Laredo, TX	MOU Mountain Village, AK	ORD Chicago, IL	PRC Prescott, AZ
LSE La Crosse, WI	MQT Marquette, MI	ORF Norfolk, VA	PSC Pasco, WA
LUK Cincinnati Municipal Airport, OH	MRI Anchorage, AK	ORH Worcester, MA	PSE Ponce, PR
LUP Kalaupapa, HI	MRY Monterey/Carmel, CA	ORI Port Lions, AK	PSG Petersburg, AK
LUR Cape Lisburne, AK	MSL Muscle Shoals/Florence, AL	ORT Northway, AK	PSM Portsmouth, NH
LWB Lewisburg, WV	MSN Madison, WI	ORV Noorvik, AK	PSP Palm Springs, CA
LWS Lewiston, ID	MSO Missoula, MT	OTH North Bend, OR	PTA Port Alsworth, AK

U.S. AIRPORT CODES (CONT'D)

PTD	Port Alexander, AK	SBY	Salisbury/Ocean City, MD	SRV	Stony River, AK	TYR	Tyler, TX
PTH	Port Heiden, AK	SCC	Prudhoe Bay/Deadhorse, AK	STC	St Cloud, MN	TYS	Knoxville, TN
PTL	Port Armstrong, AK	SCE	State College, PA	STG	St George Island, AK	UGB	Pilot Point, AK
PTU	Platinum, AK	SCK	Sacramento, CA	STL	St Louis, MO	UGI	Uganik, AK
PUB	Pueblo, CO	SCM	Scammon Bay, AK	STS	Santa Rosa, CA	UGS	Ugashik, AK
PUW	Pullman/Moscow, WA	SDF	Louisville, KY	SUN	Hailey/Sun Valley, ID	UIN	Quincy, IL
PVC	Provincetown, MA	SDP	Sand Point, AK	SUX	Sioux City, IA	UNK	Unalakleet, AK
PVD	Providence, RI	SDY	Sidney, MT	SVA	Savoonga, AK	USA	Concord, NC
PVU	Provo, UT	SEA	Seattle, WA	SVC	Silver City, NM	UST	St Augustine, FL
PWM	Portland, ME	SFB	Orlando, FL	SVS	Stevens Village, AK	UUK	Kuparuk, AK
RAP	Rapid City, SD	SFO	San Francisco, CA	SWF	New York, NY	VAK	Chevak, AK
RBH	Brooks Lodge, AK	SGF	Springfield, MO	SWO	Stillwater, OK	VCT	Victoria, TX
REY	Ruby, AK	SGU	St George, UT	SXP	Nunam Iqua, AK	VDZ	Valdez, AK
RCE	Roche Harbor, WA	SGY	Skagway, AK	SYB	Seal Bay, AK	VEE	Venetie, AK
RDD	Redding, CA	SHD	Staunton/Waynesborough, VA	SYR	Syracuse, NY	VEL	Vernal, UT
RDM	Redmond/Bend, OR	SHG	Shungnak, AK	TAL	Tanana, AK	VLD	Valdosta, GA
RDU	Raleigh/Durham, NC	SHH	Shishmaref, AK	TBN	Fort Leonard Wood, MO	VPS	Destin/Ft Walton Beach, FL
RDV	Red Devil, AK	SHR	Sheridan, WY	TCT	Takotna, AK	VQS	Vieques, PR
RFD	Chicago, IL	SHV	Shreveport, LA	TEB	Teterboro, NJ	VRB	Vero Beach, FL
RHI	Rhineland, WI	SHX	Shageluk, AK	TEK	Tatitlek, AK	WAA	Wales, AK
RIC	Richmond, VA	SIG	Isla Grande Airport, PR	TEX	Telluride, CO	WBB	Stebbins, AK
RIW	Riverton, WY	SIT	Sitka, AK	TKE	Tenakee, AK	WBQ	Beaver, AK
RKD	Rockland, ME	SJC	San Jose, CA	TKF	Truckee, CA	WFB	Ketchikan, AK
RKS	Rock Springs, WY	SJT	San Angelo, TX	TKJ	Tok, AK	WLK	Selawik, AK
RMP	Rampart, AK	SJU	San Juan, PR	TLA	Teller, AK	WMO	White Mountain, AK
RNO	Reno, NV	SKK	Shaktoolik, AK	TLH	Tallahassee, FL	WNA	Napakiak, AK
RNT	Renton, WA	SLC	Salt Lake City, UT	TLT	Tuluksak, AK	WRG	Wrangell, AK
ROA	Roanoke, VA	SLK	Saranac Lake, NY	TNC	Tin City, AK	WSN	South Naknek, AK
ROC	Rochester, NY	SLN	Salina, KS	TNK	Tununak, AK	WST	Westerly, RI
ROW	Roswell, NM	SLQ	Sleetmute, AK	TOG	Togiak, AK	WSX	Westsound, WA
RSH	Russian Mission, AK	SMF	Sacramento, CA	TOL	Toledo, OH	WTK	Noatak, AK
RSJ	Rosario, WA	SMK	St Michael, AK	TPA	Tampa, FL	WTL	Tuntutuliak, AK
RST	Rochester, MN	SMN	Salmon, ID	TRI	Bristol/Johnson/Kingsport, TN	WWP	Whale Pass, AK
RSW	Fort Myers, FL	SMX	Santa Maria, CA	TTN	Trenton-Mercer Airport, NJ	WWT	Newtok, AK
RUT	Rutland, VT	SNA	Santa Ana, CA	TUL	Tulsa, OK	WYS	West Yellowstone, MT
SAF	Santa Fe, NM	SNP	St Paul Island, AK	TUP	Tupelo, MS	XNA	Fayetteville/Springdale, AR
SAN	San Diego, CA	SOV	Seldovia, AK	TUS	Tucson, AZ	XWA	Williston, ND
SAT	San Antonio, TX	SOW	Show Low, AZ	TVC	Traverse City, MI	YAK	Yakutat, AK
SAV	Savannah, GA	SPI	Springfield, IL	TVF	Thief River Falls, MN	YKM	Yakima, WA
SBA	Santa Barbara, CA	SPS	Wichita Falls, TX	TWA	Twin Hills, AK	YUM	Yuma, AZ
SBN	South Bend, IN	SQL	San Carlos, CA	TWF	Twin Falls, ID		
SBP	San Luis Obispo, CA	SRQ	Sarasota/Bradenton, FL	TXK	Texarkana, AR		

CIVIL AVIATION

Elevating and advancing human performance.

CAE Civil Aviation enhances your operational confidence with an increasingly wide-ranging aviation offering that also simplifies your work. Elevated experiences result from our advancing technologies, deep expertise and innovative spirit, which in turn are ensuring superior operational and organizational outcomes. All enabled through our consistent delivery of broader, better, cleaner, smarter and ever safer solutions.

Meet one technology company of infinite possibilities.



Confidence through
smarter training

