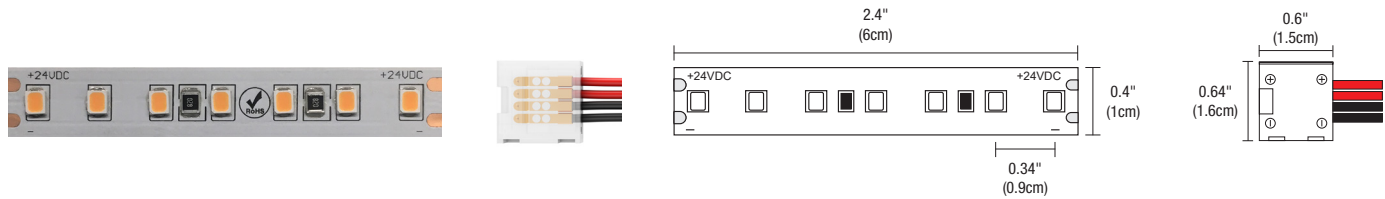


STOMP STRIP SNAP AND LIGHT

(2.5W, 5W & 7W) 24VDC STATIC WHITE, WARM DIM & TUNABLE WHITE

DESIGNED BY GREGORY KAY | ASSEMBLED IN AMERICA

REV.06.16.21



CAN'T STOMP ME OUT

Our Low Voltage BIY (Build-It-Yourself) Stomp Strip is Value Engineered with High Lumen output and highly durable, designed to withstand the harsh elements of a job site, including stomping and twisting. Stomp Strip is used for our BIY fixtures and systems including Truline, Verge & Nova.

FEATURES & BENEFITS

- 4 Pin Connectors or, Pre-soldered leads reduce time and labor during installation
- Value Engineered: Developed to meet popular demand for cost effective illumination without sacrificing output, color rendering and efficacy
- Tolerance: Created to resist damage in rigorous environments such as busy commercial jobsites
- Compact LED spacing: Produce uniform light distribution without visible diodes or hot spots when used within a diffused lens
- 4oz Layer of Copper Busbar: Provides superior heat dissipation and less voltage drop equivalent to 14AWG wire
- Premium Coating: Optically Clear Silicone prevents fading over time
- Mounting: Industrial 3M tape lined strip for strong, self-adhesion to most smooth, finished surfaces
- Applications: Indoor, damp and dry locations
- Warranty: Includes a 5-year pro-rated warranty

SPECIFICATIONS

- 24VDC
- 2.5, 4.4 or 7.5 watts per foot
- Sold in 1' increments
- Field-cuttable increments: Static White 2.4", Warm Dim and Tunable White 3"
- Operating temperature: -22°F to 140°F (-30°C to 60°C)

LAMP

- 7 Static White Color Temperatures **22K-57K**
- Warm Dim: **27D** and **30D** dim down to 2000K, resembling incandescent light sources
- Tunable White: **2K6K** (2000K-6500K) and **27K6** (2700K-6500K)
- Average life: 50,000 hours

REMOTE POWER SUPPLIES*, DIMMING & CONTROLS (SOLD SEPARATELY)

- Electronic Low Voltage Dimming (**ELV**)†
- Uni Driver: Universal dimming (**ELV, 0-10V, TRIAC**)
- 0-10 Volt (**0-10**) Dimming
- Color Changing (**DMX**)
- Lutron Hi-Lume®

*In-Wall Mounting Kits available for select Power Supplies
 †ELV power supplies are not compatible with nLight or Title 24 compliant, use only 0-10 volt Universal driver or Lutron Hi-Lume® power supplies

MAXIMUM LENGTHS BEFORE RE-FEEDING

- 2WDC, 2.5 watts per foot - 40' (Excludes Warm Dim)
- 5WDC, 4.4 watts per foot - 20'
- 7WDC, 7.5 watts per foot - 12' (Excludes Warm Dim)

COMPATIBLE FIXTURES & SYSTEMS

- All PureEdge Lighting BIY channels
- 5/8" Drywall Systems: Truline, Truquad, Reveal and Verge

APPROVALS

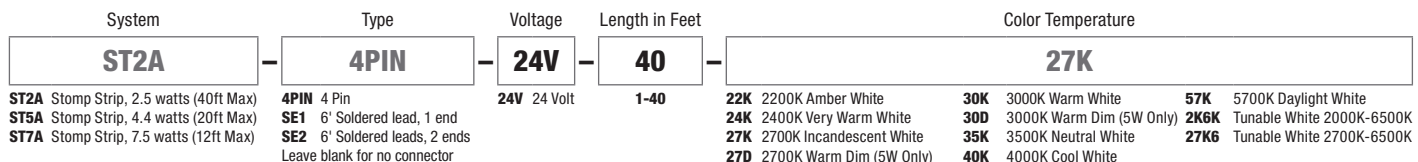
Class 2 Wiring up to 100 watts, Damp Location Suitable, ETL listed.
 Complies with Title 24 JA8 high efficiency light source requirements with 0-10V, Universal and Lutron Hi-Lume power supplies.

WATTS PER FOOT	ST2A								ST5A								ST7A							
	2.5W								4.4W								7.5W							
COLOR TEMPERATURE	22K	24K	27K	30K	35K	40K	57K	22K	24K	27K	27D*	30K	30D*	35K	40K	57K	22K	24K	27K	30K	35K	40K	57K	
LUMENS PER FOOT (lm/ft)	225	248	274	299	343	373	397	416	459	506	553	553	563	634	690	733	642	708	781	854	980	1066	1132	
LUMENS PER WATT (lm/w)	90	99	109	120	137	149	159	95	104	115	115	126	117	144	157	167	88	97	107	117	134	146	155	
CRI	92+	92+	92+	92+	92+	92+	92+	92+	92+	92+	92+	94+	92+	94+	92+	92+	92+	92+	92+	92+	92+	92+	92+	92+

*27D, 30D - Warm Dim (4.8 Watts)

WATTS PER FOOT	ST2A 2K6K (2000K-6500K)								ST2A 27K6 (2700K-6500K)								ST5A 2K6K (2000K-6500K)								ST5A 27K6 (2700K-6500K)							
	2.5W								2.5W								4.4W								4.4W							
COLOR TEMPERATURE	20K	24K	30K	35K	40K	57K	65K	27K	30K	35K	40K	45K	57K	65K	20K	24K	30K	35K	40K	57K	65K	27K	30K	35K	40K	45K	57K	65K				
LUMENS PER FOOT (lm/ft)	152	156	160	165	180	194	208	164	195	201	206	225	242	231	368	398	428	458	491	496	500	411	420	436	452	447	443	442				
LUMENS PER WATT (lm/w)	82	78	80	82	90	97	115	82	78	80	82	90	97	115	80	83	89	95	102	103	109	103	91	95	98	97	96	110				
CRI	91+	91+	91+	94+	94+	91+	92+	92+	92+	92+	95+	93+	93+	91+	91+	91+	94+	94+	94+	91+	92+	92+	92+	95+	93+	93+	93+					

WATTS PER FOOT	ST7A 2K6K (2000K-6500K)								ST7A 27K6 (2700K-6500K)							
	7.5W								7.5W							
COLOR TEMPERATURE	20K	24K	30K	35K	40K	57K	65K	27K	30K	35K	40K	45K	57K	65K		
LUMENS PER FOOT (lm/ft)	512	560	608	656	491	598	705	555	567	589	610	603	598	596		
LUMENS PER WATT (lm/w)	80	78	84	91	68	83	110	87	79	82	85	84	83	93		
CRI	91+	91+	91+	94+	94+	94+	91+	92+	92+	92+	95+	93+	93+	93+		



PROJECT	FIXTURE TYPE	DATE
---------	--------------	------

STOMP STRIP SNAP AND LIGHT

(2.5W, 5W & 7W) 24VDC STATIC WHITE, WARM DIM & TUNABLE WHITE

REV 06.16.21

INDOOR 24VDC LED SOFT STRIP: Accessories (sold separately)



Using the Snap & Light Solderless Connectors: Cutting and reconnecting our LED Stomp Strip is easy. All you need is a pair of scissors or any sharp device that will allow you to make a clean cut.

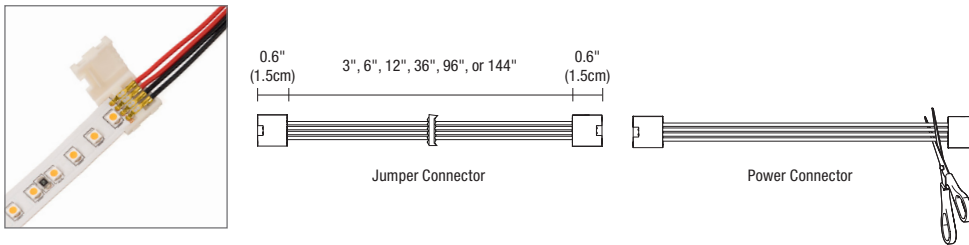
1. Cut the middle of joining contacts

2. Remove the protective coating from the contacts

3. Place the LED Stomp Strip end under the plastic guide and push it under the snap contacts

4. Close the cover


5. Snap the cover to secure in place



24VDC SOLDERLESS SNAP & LIGHT POWER/JUMPER CONNECTOR

Join 2 cut sections of LED Stomp Strip end to end. Use as a power connector is required. Use as a jumper connector is optional. To use as a power connector cut and strip the wires.

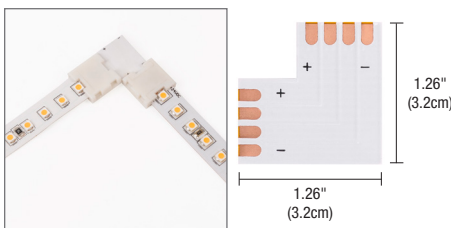
Product	Type	Size
LC	SLC	12IN
LC Light Channel	SLC Snap & Light Jumper or Power Connectors	3IN 3 inches 36IN 36 inches 6IN 6 inches 96IN 96 inches 12IN 12 inches 144IN 144 inches



SOLDERLESS SNAP & LIGHT STRAIGHT JOINER

Join 2 cut sections of LED Stomp Strip end to end.

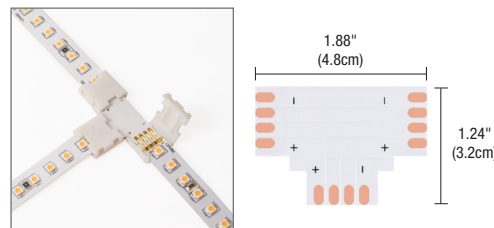
Product	Type
SS	SLC
SS LED Stomp Strip	SLC Snap & Light Jumper or Power Connectors



SOLDERLESS SNAP & LIGHT L-CONNECTOR

Join and conduct power to 2 sections of LED Stomp Strip in an L-shape.

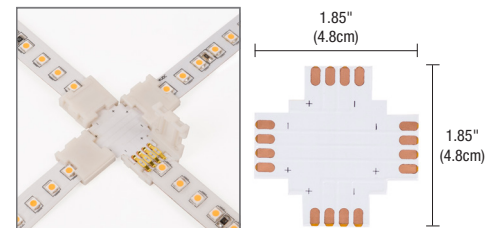
Product	Type
SS	SLL
SS LED Stomp 10mm	SLL Snap & Light L-Connector



SOLDERLESS SNAP & LIGHT T-CONNECTOR

Join and conduct power to 3 sections of LED Stomp Strip in a T-shape.

Product	Type
SS	SLT
SS LED Stomp 10mm	SLT Snap & Light T-Connector



SOLDERLESS SNAP & LIGHT X-CONNECTOR

Join and conduct power to 4 sections of LED Stomp Strip in an X-shape.

Product	Type
SS	SLX
SS LED Stomp 10mm	SLX Snap & Light X-Connector

PROJECT	FIXTURE TYPE	DATE
---------	--------------	------

STOMP STRIP SNAP AND LIGHT

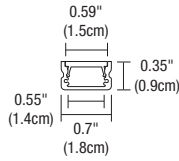
(2.5W, 5W & 7W) 24VDC STATIC WHITE, WARM DIM & TUNABLE WHITE

REV 06.16.21

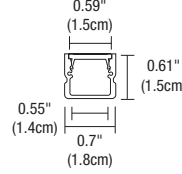

Indoor 24VDC LED Stomp Strip Compatible Channels: 24VDC LED Stomp Strips can be installed as a single strip or installed within a compatible channel with lens. See Light Channel spec sheets at www.pureedgelighting.com/product/cabinet_lighting_shelf_lighting/surface_mount.

- C Clear Lens
- D Diffused Lens
- L Linear Frost Lens
- G Gel Color Filter Suitable

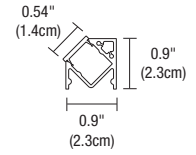

SURFACE MOUNT LIGHT CHANNELS: Recommended applications* — Cove, pathway, toe-kick, undercabinet, and shelves



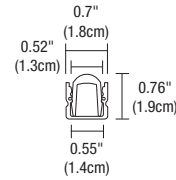
LCS.3 Light Channel



LCS.6 Light Channel

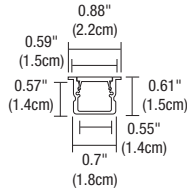


LC45 Light Channel 45°

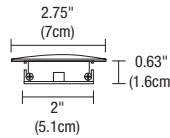


LCMG Light Channel Micro Grazer

RECESSED LIGHT CHANNELS: Recommended applications* (Recessed into drywall or wood)** — Coves, pathways, toe-kicks, undercabinets, and shelves

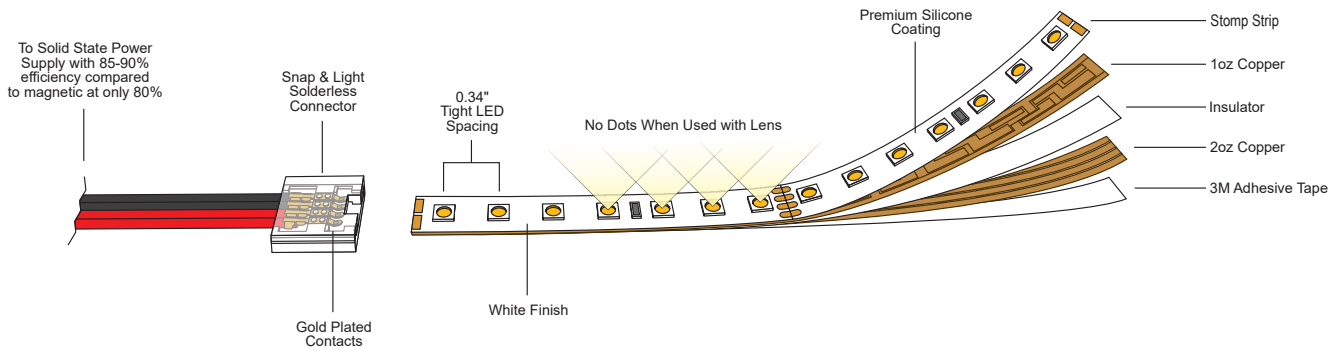


LCMW.6 Light Channel Millwork



LCT1.6 Light Channel Trim

Power Consumption per Linear Foot: Maximum length before refeeding



ST2A 24VDC LED STOMP STRIP (2.5 WATTS PER FOOT)																																	
MAXIMUM LENGTH BEFORE REFEEDING: 40FT																																	
LENGTH IN FEET	1	2	3	4	5	6	7	8	9	10	11	12	13	14	15	16	17	18	19	20	21	22	23	24	25	26	27	28	29	30	31	32	
TOTAL WATTAGE	2.5	5	7.5	10	12.5	15	17.5	20	22.5	25	27.5	30	32.5	35	37.5	40	42.5	45	47.5	50	52.5	55	57.5	60	62.5	65	67.5	70	72.5	75	77.5	80	

ST5A STATIC WHITE 24VDC LED STOMP STRIP (4.4 WATTS PER FOOT)																				
MAXIMUM LENGTH BEFORE REFEEDING: 20FT																				
LENGTH IN FEET	1	2	3	4	5	6	7	8	9	10	11	12	13	14	15	16	17	18	19	20
TOTAL WATTAGE	4.4	8.8	13.2	17.6	22	26.4	30.8	35.2	39.6	44	48.4	52.8	57.2	61.6	66	70.4	74.8	79.2	83.6	88

ST7A STATIC WHITE 24VDC LED STOMP STRIP (7.3 WATTS PER FOOT)												
MAXIMUM LENGTH BEFORE REFEEDING: 12FT												
LENGTH IN FEET	1	2	3	4	5	6	7	8	9	10	11	12
TOTAL WATTAGE	7.3	14.6	21.9	29.2	36.5	43.8	51.1	58.4	65.7	73	80.3	87.6

PROJECT	FIXTURE TYPE	DATE
---------	--------------	------

STOMP STRIP SNAP AND LIGHT

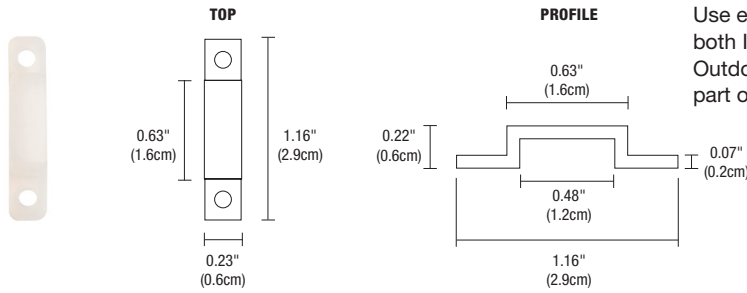
(2.5W, 5W & 7W) 24VDC STATIC WHITE, WARM DIM & TUNABLE WHITE

REV 06.16.21

INDOOR & OUTDOOR 24VDC LED STOMP STRIP: Mounting Straps and Clips (sold separately)

LED STOMP STRIP U-STRAP

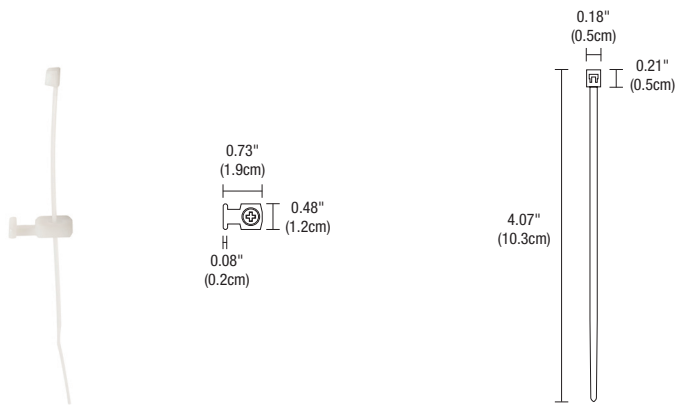
Use every 6 - 12 inches for extra support (30/package). Compatible with both Indoor and Outdoor LED Stomp Strips. The U-Strap is included with Outdoor LED Stomp Strips, and is ordered separately as a replacement part or for Indoor LED Soft Strips.



Product	Type
SS	SU
SS LED Stomp Strip	SU U-Strap

LED STOMP STRIP TIE STRAP

Use every 6 - 12 inches for extra support (30/package). Compatible with both Indoor and Outdoor LED Stomp Strips. The Tie Strap is included with Outdoor LED Stomp Strips, and is ordered separately as a replacement part or for Indoor LED Soft Strips.



Product	Type
SS	ST
SS LED Stomp Strip	ST Tie Strap

PROJECT	FIXTURE TYPE	DATE
---------	--------------	------

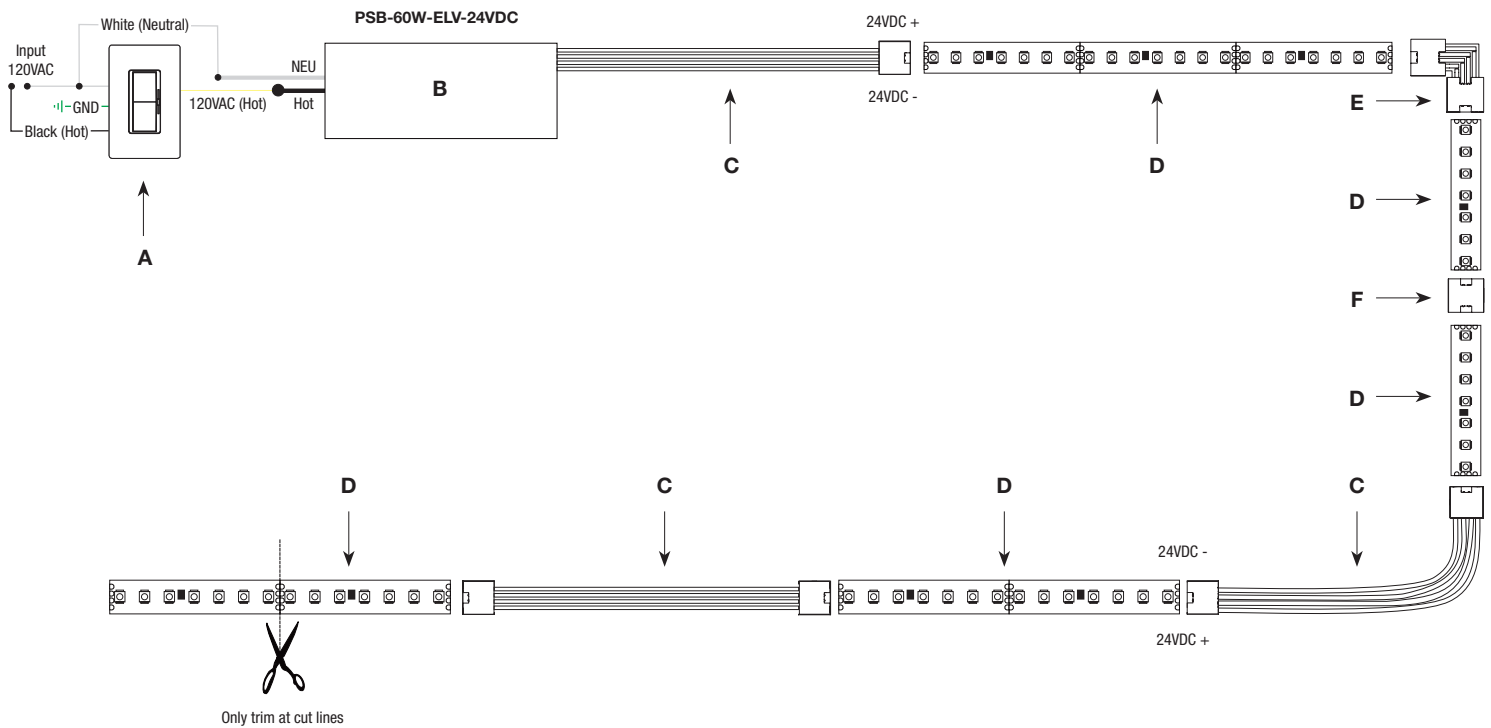
STOMP STRIP SNAP AND LIGHT

(2.5W, 5W & 7W) 24VDC STATIC WHITE, WARM DIM & TUNABLE WHITE

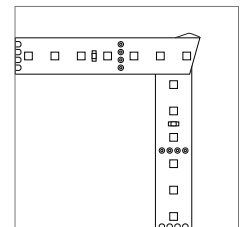
REV 06.16.21

Indoor Electronic Low Voltage Dimming (ELV) Sample Wiring Diagram: The example below is using a Class 2, 24VDC 60 watts ELV Power Supply with 60 watts output. See the Power Supply comparison chart for other compatible ELV Power Supply and dimmer options.

INDOOR ELECTRONIC LOW VOLTAGE DIMMING (ELV)



- A. ELV Dimmer
- B. ELV Power Supply
- C. 24VDC Solderless Snap & Light Power/Jumper Connector
- D. 24VDC LED Stomp Strip Commercial, Static White
- E. Solderless Snap & Light L-Connector
- F. Solderless Snap & Light Straight Joiner



LED Stomp Strip does **NOT** bend 90°

PROJECT		FIXTURE TYPE		DATE	
---------	--	--------------	--	------	--

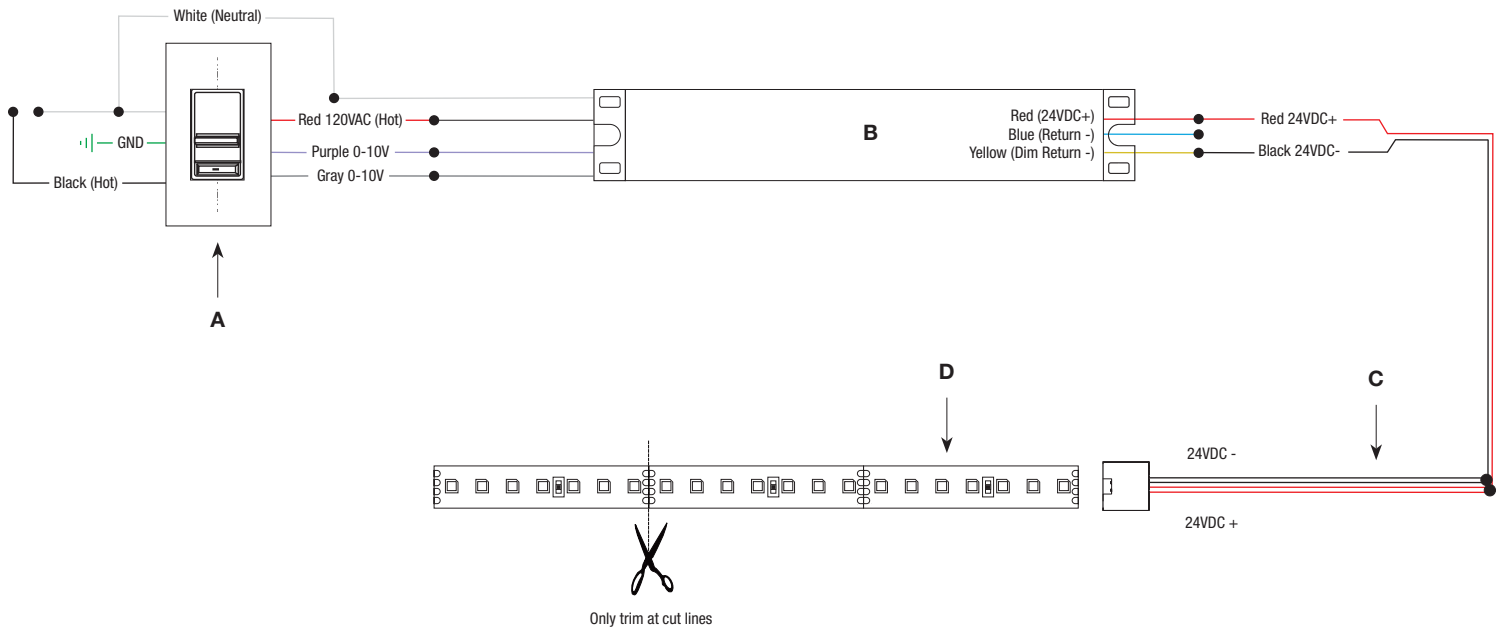
STOMP STRIP SNAP AND LIGHT

(2.5W, 5W & 7W) 24VDC STATIC WHITE, WARM DIM & TUNABLE WHITE

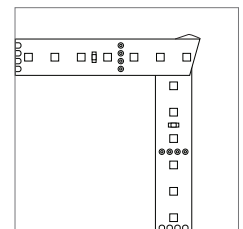
REV 06.16.21

Indoor 0-10 Volt Dimming (0-10V) Sample Wiring Diagram: The example below is using a Class 2, 24VDC 96 watts 0-10V Power Supply with 120 - 277 VAC input, and 24VDC 96 watts output. Dimming is possible but not recommended for Static White LED Stomp Strips. See the Power Supply comparison chart for other compatible 0-10V Power Supply and dimmer options.

INDOOR 0-10 VOLT DIMMING (0-10V)



- A. 0-10V Dimmer
- B. 0-10V Power Supply
- C. 24VDC Solderless Snap & Light Power/Jumper Connector
- D. 24VDC LED Stomp Strip Commercial, Static White



LED Stomp Strip does **NOT** bend 90°

PROJECT	FIXTURE TYPE	DATE
---------	--------------	------

INDOOR CONSTANT VOLTAGE REMOTE POWER SUPPLIES

24VDC, UNIVERSAL DIMMING WITH ELV, TRIAC, & 0-10V FOR STATIC WHITE, WARM DIM

UNIVERSAL POWER SUPPLIES & RECOMMENDED DIMMERS

ORDERING CODE	PSB-40W-UNI-24VDC 	PSB-60W-UNI-24VDC 	PSB-2X40W-UNI-24VDC 	PSB-2X60W-UNI-24VDC
SPECIFICATIONS				
MAXIMUM LOAD	40W	60W	2X40W	2X60W
INPUT VOLTAGE	120-277VAC	120-277VAC	120-277VAC	120-277VAC
OUTPUT VOLTAGE	24VDC	24VDC	24VDC	24VDC
DIMENSIONS	12.4" X 3.12" X 2.18"	12.4" X 3.12" X 2.18"	12.15" X 6.48" X 2.18"	12.15" X 6.48" X 2.18"
CLASSIFICATION	CLASS 2	CLASS 2	CLASS 2	CLASS 2
T-BAR MOUNTING	PSB-40W-UNI-24VDC-TB	PSB-60W-UNI-24VDC-TB	PSB-2X40W-UNI-24VDC-TB	PSB-2X60W-UNI-24VDC-TB
IN-WALL MOUNTING	PSB-40W-UNI-24VDC-IW	PSB-60W-UNI-24VDC-IW	PSB-2X40W-UNI-24VDC-IW	PSB-2X60W-UNI-24VDC-IW

UNIVERSAL POWER SUPPLIES & RECOMMENDED DIMMERS

ORDERING CODE	PSB-96W-UNI-24VDC 	PSB-2X96W-UNI-24VDC 	PSB-3X96W-UNI-24VDC 	PSB-4X96W-UNI-24VDC
SPECIFICATIONS				
MAXIMUM LOAD	96W	2X96W	3X96W	4X96W
INPUT VOLTAGE	120-277VAC	120-277VAC	120-277VAC	120-277VAC
OUTPUT VOLTAGE	24VDC	24VDC	24VDC	24VDC
DIMENSIONS	12.4" X 3.12" X 2.18"	12.15" X 6.48" X 2.18"	14" X 10" X 3"	17" X 13" X 3"
CLASSIFICATION	CLASS 2	CLASS 2	CLASS 2	CLASS 2
T-BAR MOUNTING	PSB-96W-UNI-24VDC-TB	PSB-2X96W-UNI-24VDC-TB	PSB-3X96W-UNI-24VDC-TB	PSB-4X96W-UNI-24VDC-TB
IN-WALL MOUNTING	PSB-96W-UNI-24VDC-IW	PSB-2X96W-UNI-24VDC-IW	NA	NA

ELV DIMMING & CONTROLS

LUTRON DIVA: DVELV-300P	•	•	•	•
LUTRON SKYLARK: SELV-300P	•	•	•	•
LUTRON RADIO RA2: RRD-6NA	•	•	•	•
LUTRON MAESTRO: MAELV-600	•	•	•	•
LEGRAND ADORNE: ADTP-703TUM4	•	•	•	•

0-10 DIMMING & CONTROLS

PHILIPS SUNRISE: SR1200ZTUNV	•	•	•	•
LUTRON DIVA: DDTV-WH, DVSTV-WH	•	•	•	•
LUTRON NOVA T: NTSTV-DV-XX	•	•	•	•
LUTRON GRAFIX EYE QS: QSGRJ-XP	•	•	•	•
LUTRON RADIO RA2: RRD-10ND	•	•	•	•
LEVITON: LEV40050	•	•	•	•
LEVITON IP710-LFZ	•	•	•	•
LEGRAND: ADPD4FBL3P2W4	•	•	•	•

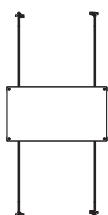
TRIAC DIMMING & CONTROLS

LUTRON SKYLARK: S2-L-WH	•	•	•	•
LUTRON DIVA DVLV-600P-WH	•	•	•	•
LUTRON DIVA DVLV-603P-WH	•	•	•	•
LUTRON MAESTRO MALV-600-WH	•	•	•	•
LUTRON MAESTRO MALV-1000-WH	•	•	•	•
LUTRON MAESTRO MA-R-XX	•	•	•	•

- Flicker free dimming
- Aluminum casing for optimal heat dissipation
- Isolated output power per NEC and UL safety requirements
- UL & ETL recognized/ listed, meets UL 8750, 1310 requirements
- Auto-reset; short circuit, overload and thermal protection
- Class 2 power supply
- Efficient, High power factor > 0.90

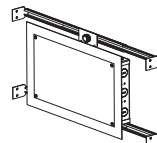
- The Solid State Constant Voltage Uni-Power Supply is compatible with most commercially available Dimmers:
 - Triac Dimmer: (Forward Phase) Typically used for the dimming of Incandescent and Low Voltage Magnetic Transformers
 - ELV Dimmer: (Reverse Phase) Dimming of Electronic Low Voltage Transformers and Power Supplies used for LED lighting
 - 0-10 Dimmer: Dims the Low Voltage side of a 0-10 volt power supply commonly used in large scale lighting or commercial applications.
- The Uni-Power Supply is recommended with any Siemens/Murray brand of arc fault breaker to overcome the issues with tripping the breakers with an ELV LED Low Voltage Drivers.

*Tunable White requires Dual power Supplies and Controls. For single control use with our proprietary Tunable White Controller CDMX-1, refer to Universal Tunable White Power Supply Specifications. Up + Down Light fixtures and Systems can be controlled individually or together depending on the power supply selection.



T-BAR Mounting Kit: Includes power supply, box cover, and T-bar hangers for installing Junction Box above ceiling with in easy reach. Comes with 4' of 14 gauge pair Teflon cables with quick secure connectors.

Ordering Codes : PSB-40W-UNI-24VDC-TB, PSB-60W-UNI-24VDC-TB, PSB-96W-UNI-24VDC-TB, PSB-2X40W-UNI-24VDC-TB, PSB-2X60W-UNI-24VDC-TB, PSB-2X96W-UNI-24VDC-TB, PSB-3X96W-UNI-24VDC-TB, PSB-4X96W-UNI-24VDC-TB



In-Wall Mounting Kit: Includes power supply, box cover and stud hangers for installing Junction Box in wall. Select "IW" in the options section of compatible power supply ordering codes if an In-Wall Mounting Kit is needed.

Ordering Codes 5.1" x 14.25": PSB-40W-UNI-24VDC-IW, PSB-60W-UNI-24VDC-IW, PSB-96W-UNI-24VDC-IW

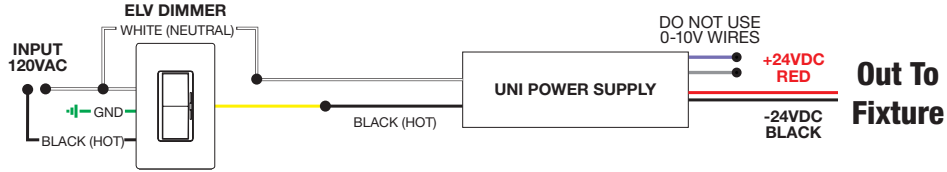
Ordering Codes 8.5" x 14.25": PSB-2X40W-UNI-24VDC-IW, PSB-2X60W-UNI-24VDC-IW, PSB-2X96W-UNI-24VDC-IW

PROJECT	FIXTURE TYPE	DATE
---------	--------------	------

WIRING DIAGRAMS UNIVERSAL POWER SUPPLY

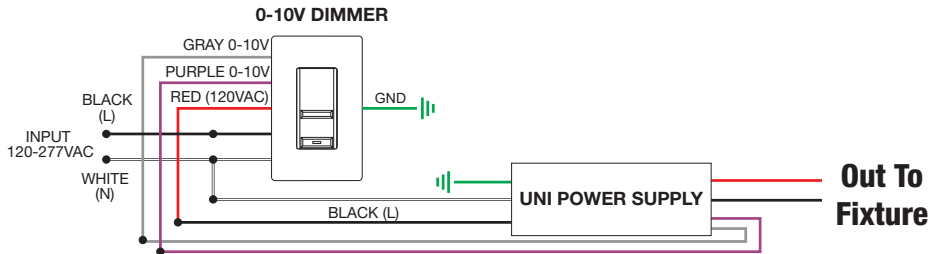
Application: ELV dimming for Static White and Warm Dim

Dimming: Dimmable with ELV dimmer: Legrand, Adorne ADTP703TU; Lutron: Diva DVELV-300P, Skylark SELV-300P, Maestro MAELV-600 and Radio Ra 2



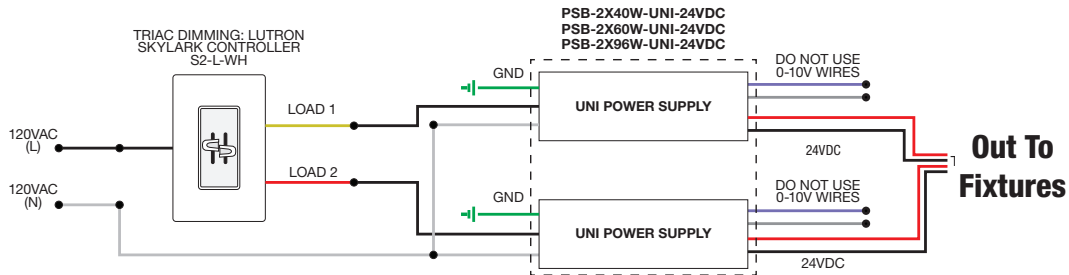
Application: 0-10V dimming for Static White

Dimming: Dimmable with 0-10V dimmer: Philips Sunrise: SR1200ZTUNV; Lutron Diva: DVTV-WH, DVSTV-WH; Lutron Nova T: NTSTV-DV-XX; Lutron Graftix EYE QS: QSGRJ-XP; Lutron Radio Ra2: RRD-10ND; Leviton: LEV40050; Leviton IP710-LFZ; Legrand: ADPD4FBL3P2W4



Application: Triac dimming for two power supplies, use for Static White

Dimming: Dimmable with Triac dimmer: Lutron: Skylark S2-L



PROJECT		FIXTURE TYPE		DATE	
---------	--	--------------	--	------	--

PSB- X100W-24VDC

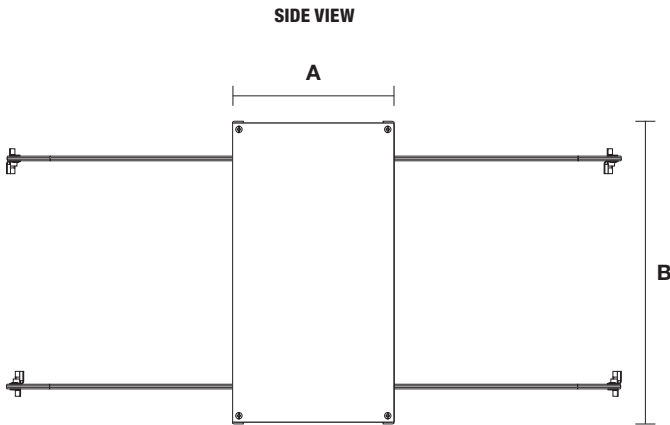
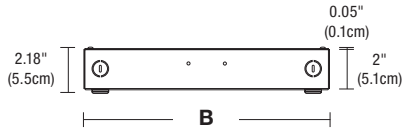
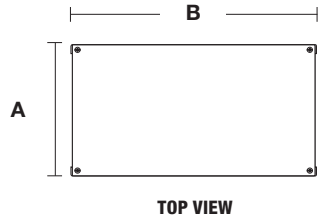
24 VOLT DC, NON-DIMMING POWER SUPPLY

DESIGNED BY GREGORY KAY | ASSEMBLED IN AMERICA

REV 06.16.21



PSB-100W-24VDC



PSB-100W-24VDC-TB
(T-BAR GRID CEILING)

DESCRIPTION

Non-Dim Power Supply accepts input voltage in a range of 120 - 277VAC and outputs 24VDC power up to 4x100 watts. The enclosure provides a space inside for electrical connections. In-Wall Power Supply Kit includes power supply, box cover and stud hangers for installing Junction Box in wall. Power Supply features short circuit and overload and over temperature protection. Indoor applications only.

APPLICATIONS

Indoor*
To avoid overheating the power supply, install it in a ventilated remote location where air flows. Maintain proper spacing among power supplies when multiple power supplies are installed in the same remote location.

MOUNTING

Surface mounted with conduit access

POWER INPUT

120-277VAC

POWER OUTPUT

Class 2; 24 volts DC 4A, up to 4x100 watts maximum

EFFICIENCY

90%

AMBIENT OPERATING TEMPERATURE

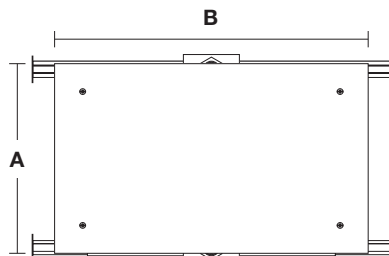
-25° C to 90° C

Product	Wattage	Voltage	Options
PSB	100W	24VDC	STANDARD (Leave Blank)
PSB Power Supply with Enclosure Box	100W 100 Watts 2X100W 2 x 100 Watts 3X100W 3 x 100 Watts 4X100W 4 x 100 Watts	24VDC 24 Volt DC	TB T-Bar Grid Ceiling IW* In-Wall Kit *Only 100W & 2x100W

STANDARD & T-BAR DIMENSIONS		
	A	B
PSB-100W-24VDC	3.12"	12.4"
PSB-2X100W-24VDC	6.48"	12.15"
PSB-3X100W-24VDC	10"	14"
PSB-4X100W-24VDC	13"	17"



PSB-100W-24VDC-IW



PSB-100W-24VDC-IW (IN WALL KIT)

IN-WALL DIMENSIONS		
	A	B
PSB-100W-24VDC-IW	5.1"	14.25"
PSB-2X100W-24VDC-IW	8.5"	14.25"

PROJECT		FIXTURE TYPE		DATE	
---------	--	--------------	--	------	--

0-10 VOLT (010) POWER SUPPLIES & RECOMMENDED DIMMERS

ORDERING CODE	PSB-25W-010-24VDC	PSB-60W-010-24VDC	PSB-96W-010-24VDC
SPECIFICATIONS			
MAXIMUM LOAD	25W	60W	96W
INPUT VOLTAGE	120-277VAC	120-277VAC	120-277VAC
OUTPUT VOLTAGE	24VDC	24VDC	24VDC
DIMENSIONS	12.4" X 3.12" X 2.18"	12.4" X 3.12" X 2.18"	12.4" X 3.12" X 2.18"
CLASSIFICATION	CLASS 2	CLASS 2	CLASS 2
T-BAR MOUNTING	PSB-25W-010-24VDC-TB	PSB-60W-010-24VDC-TB	PSB-96W-010-24VDC-TB
IN-WALL MOUNTING	PSB-25W-010-24VDC-IW	PSB-60W-010-24VDC-IW	PSB-96W-010-24VDC-IW

0-10 VOLT (010) POWER SUPPLIES & RECOMMENDED DIMMERS

ORDERING CODE	PSB-2X96W-010-24VDC	PSB-3X96W-010-24VDC	PSB-4X96W-010-24VDC
SPECIFICATION			
MAXIMUM LOAD	2X96W	3X96W	4X96W
INPUT VOLTAGE	120-277VAC	120-277VAC	120-277VAC
OUTPUT VOLTAGE	24VDC	24VDC	24VDC
DIMENSIONS	12.15" X 6.48" X 2.18"	14" X 10" X 3"	17" X 13" X 3"
CLASSIFICATION	CLASS 2	CLASS 2	CLASS 2
T-BAR MOUNTING	PSB-2X96W-010-24VDC-TB	PSB-3X96W-010-24VDC-TB	PSB-4X96W-010-24VDC-TB
IN-WALL MOUNTING	PSB-2X96W-010-24VDC-IW	N/A	N/A

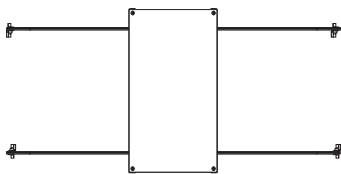
DIMMING & CONTROLS

PHILIPS SUNRISE: SR1200ZTUNV	•	•	•
LUTRON DIVA: DVTV-WH, DVSTV-WH	•	•	•
LUTRON NOVA T: NTSTV-DV-XX	•	•	•
LUTRON GRAFIX EYE QS: QSGRJ-XP	•	•	•
LUTRON RADIO RA2: RRD-10ND	•	•	•
LEVITON: LEV40050	•	•	•
LEVITON IP710-LFZ	•	•	•
LEGRAND: ADPD4FBL3P2W4	•	•	•

- Flicker free dimming
- Aluminum casing for optimal heat dissipation
- Isolated output power per NEC and UL safety requirements
- UL & ETL recognized/ listed, meets UL 8750, 1310 requirements

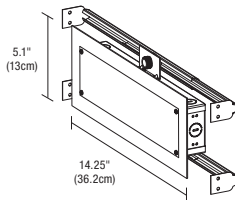
- Auto-reset; short circuit, overload and thermal protection
- Class 2 power supply
- Efficient, High power factor > 90

**Up + Down Light fixtures and Systems can be controlled individually or together depending on the power supply selection.



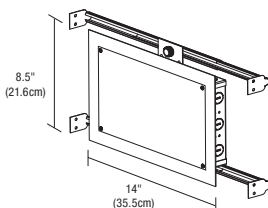
T-BAR Mounting Kit: Includes power supply, box cover, and T-bar hangers for installing Junction Box above ceiling with in easy reach. Comes with 4ft of 14 gauge pair Teflon cables with quick secure connectors.

Ordering Codes:
 PSB-25W-010-24VDC-TB,
 PSB-60W-010-24VDC-TB,
 PSB-96W-010-24VDC-TB,
 PSB-2X96W-010-24VDC-TB
 PSB-3X96W-010-24VDC-TB
 PSB-4X96W-010-24VDC-TB



5.1" x 14.25" In-Wall Mounting Kit: Includes power supply, box cover and stud hangers for installing Junction Box in wall. Select "IW" in the options section of compatible power supply ordering codes if an In-Wall Mounting Kit is needed.

Ordering Codes: PSB-25W-010-24VDC-IW, PSB-60W-010-24VDC-IW, PSB-96W-010-24VDC-IW



8.5" x 14" In-Wall Mounting Kit: Includes power supply, box cover and stud hangers for installing Junction Box in wall. Select "IW" in the options section of compatible power supply ordering codes if an In-Wall Mounting Kit is needed.

Ordering Codes: PSB-2X96W-010-24VDC-IW

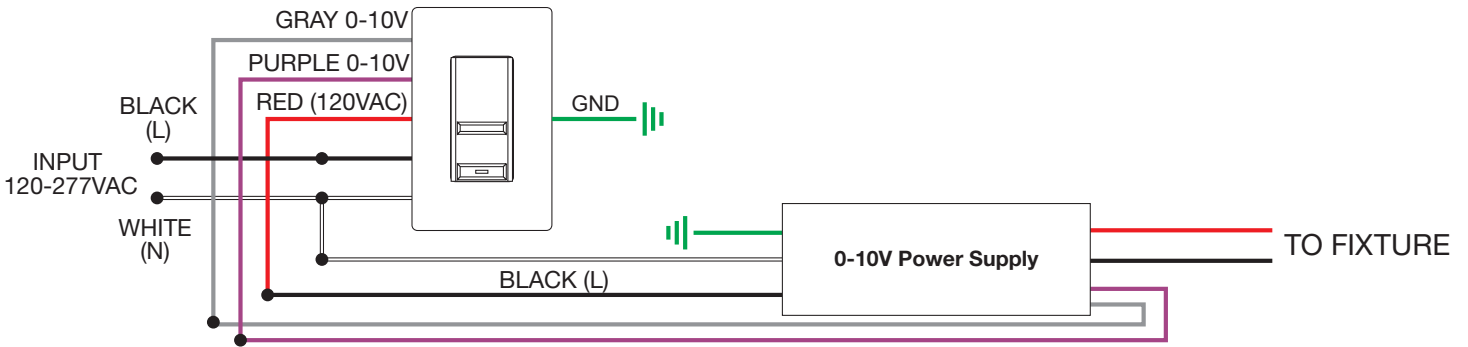
PROJECT	FIXTURE TYPE	DATE
---------	--------------	------

SAMPLE WIRING DIAGRAMS 24VDC 010

Application: 0-10V Dimming Applications For Static White and Warm Dim

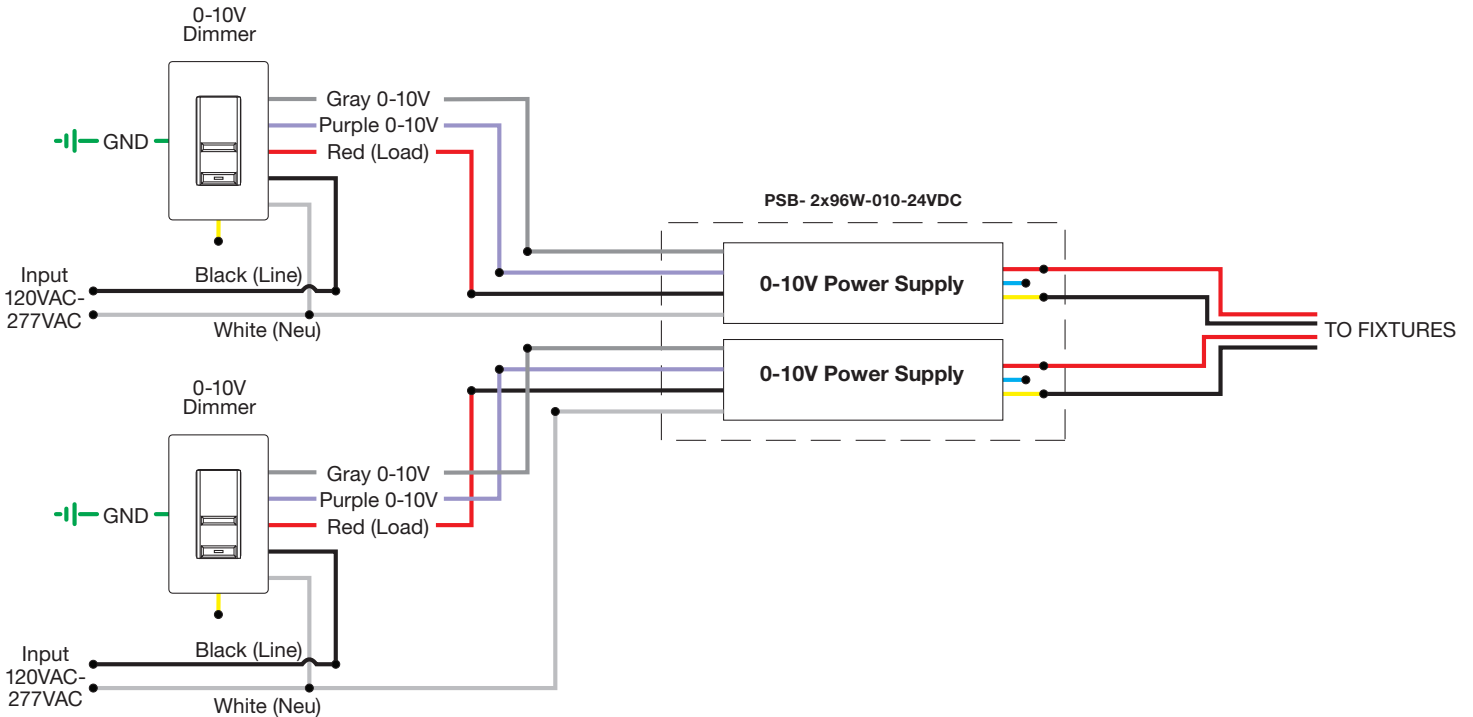
Dimming: Dimmable with 0-10V dimmers: Signify (Phillips) Sunrise: SR1200ZTUNV, Leviton Dimmers: LEV40050, IP710-LFZ, *IP710-DLZ *(Built in LED locator light) Legrand Dimmer: ADPD4FBL3P2W4 Lutron Systems: Lutron GRAFIX Eye QS Main Unit (with DRX-TVI) Radio Ra2 (with GRX-TVI)

0-10V DIMMER



Application: Dual 0-10V dimming for Static White

Dimming: Dimmable with Dual 0-10V dimmers: Signify (Phillips) Sunrise: SR1200ZTUNV, Leviton Dimmers: LEV40050, IP710-LFZ, *IP710-DLZ *(Built in LED locator light), Legrand Dimmer: ADPD4FBL3P2W4, Lutron Systems: Lutron GRAFIX Eye QS Main Unit (with DRX-TVI) Radio Ra2 (with GRX-TVI)



PROJECT	FIXTURE TYPE	DATE
---------	--------------	------

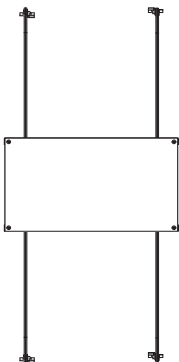
ELECTRONIC LOW-VOLTAGE (ELV) POWER SUPPLIES & RECOMMENDED DIMMERS ^{†‡}				
ORDERING CODES	PS-60L-ELV-24VDC	PSB-60W-ELV-24VDC	PSB-2X60W-ELV-24VDC	PSB-100W-ELV-24VDC
SPECIFICATIONS				
MAXIMUM LOAD	60W NON-IC, 50W-IC (FITS IN JBOX)	60W	2X60W	96W
INPUT VOLTAGE	120VAC	120VAC	120VAC	120VAC
OUTPUT VOLTAGE	24VDC	24VDC	24VDC	24VDC
DIMENSIONS	2.25" X 1.25" X 0.83"	8.125" X 2" X 1.75"	12.15" X 6.48" X 2.18"	9.25" X 3.5" X 2"
CLASSIFICATION	CLASS 2	CLASS 2	CLASS 2	CLASS 2
T-BAR MOUNTING	N/A	PSB-60W-ELV-24VDC-TB	PSB-2X60W-ELV-24VDC-TB	PSB-100W-ELV-24VDC-TB
IN WALL MOUNTING	N/A	PSB-60W-ELV-24VDC-IW	PSB-2X60W-ELV-24VDC-IW	PSB-100W-ELV-24VDC-IW
ELECTRONIC LOW-VOLTAGE (ELV) POWER SUPPLIES & RECOMMENDED DIMMERS ^{†‡}				
ORDERING CODES	PSB-2X100W-ELV-24VDC	PSB-3X100W-ELV-24VDC	PSB-4X100W-ELV-24VDC	
SPECIFICATIONS				
MAXIMUM LOAD	2X96W	3X96W	4X96W	
INPUT VOLTAGE	120VAC	120VAC	120VAC	
OUTPUT VOLTAGE	24VDC	24VDC	24VDC	
DIMENSIONS	12.15" X 6.48" X 2.18"	14" X 10" X 3"	17" X 13" X 3"	
CLASSIFICATION	CLASS 2	CLASS 2	CLASS 2	
T-BAR MOUNTING	PSB-2X100W-ELV-24VDC-TB	PSB-3X100W-ELV-24VDC-TB	PSB-4X100W-ELV-24VDC-TB	
IN WALL MOUNTING	PSB-2X100W-ELV-24VDC-IW	N/A	N/A	
DIMMING AND CONTROLS				
LUTRON DIVA: DVELV-300P	•	•	•	
LUTRON SKYLARK: SELV-300P	•	•	•	
LUTRON RADIO RA2: RRD-6NA	•	•	•	
LUTRON MAESTRO: MAELV-600	•	•	•	
LEGRAND ADORNE: ADTP-703TUM4	•	•	•	

[†]22K - 57K color temperatures are compatible with 0-10V, ELV, and Lutron Hi-Lume® Power Supplies. Warm Dim (27D, 30D) color temperatures are only compatible with ELV power supplies. Tunable White color temperature is compatible with 0-10V, ELV, DMX, and Lutron Hi-Lume® Power Supplies. Color (RGB, RGB+W) and Static Color (Amber, Blue, Green, or Red) are compatible with DMX Power Supplies.

[‡]Electrical Panels using Siemens/Murray AFCI breakers are not compatible with this ELV transformer. Use 0-10 Volt power supplies with this breaker

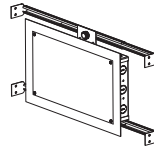
With N-Lite Dimming Do Not use ELV power supplies, use only 0-10 volt or Uni drivers power supplies

**Up + Down Light fixtures and Systems can be controlled individually or together depending on the power supply selection.



T-Bar Mounting Kit: Includes power supply, box cover, and T-bar hangers for installing Junction Box above ceiling with in easy reach. Comes with 4' of 14 gauge pair Teflon cables with quick secure connectors.

Ordering Codes : PSB-60W-ELV-24VDC-TB
 PSB-100W-ELV-24VDC-TB
 PSB-2X60W-ELV-24VDC-TB
 PSB-2X100W-ELV-24VDC-TB
 PSB-3X100W-ELV-24VDC-TB
 PSB-4X100W-ELV-24VDC-TB



In-Wall Mounting Kit: Includes power supply, box cover and stud hangers for installing Junction Box in wall. Select "IW" in the options section of compatible power supply ordering codes if an In-Wall Mounting Kit is needed.

Ordering Codes 5.1" x 14.25": PSB-60W-ELV-24VDC-IW
 PSB-100W-ELV-24VDC-IW

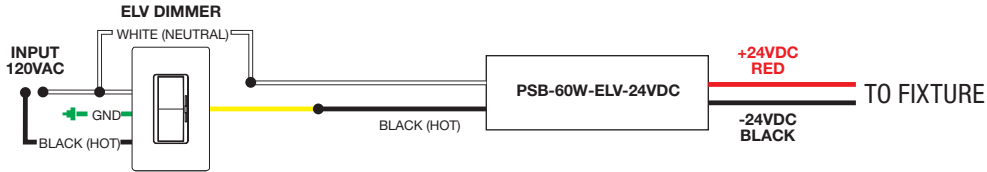
Ordering Codes 8.5" x 14.25": PSB-2X60W-ELV-24VDC-IW
 PSB-2X100W-ELV-24VDC-IW

PROJECT		FIXTURE TYPE		DATE	
---------	--	--------------	--	------	--

SAMPLE WIRING DIAGRAMS 24VDC ELV

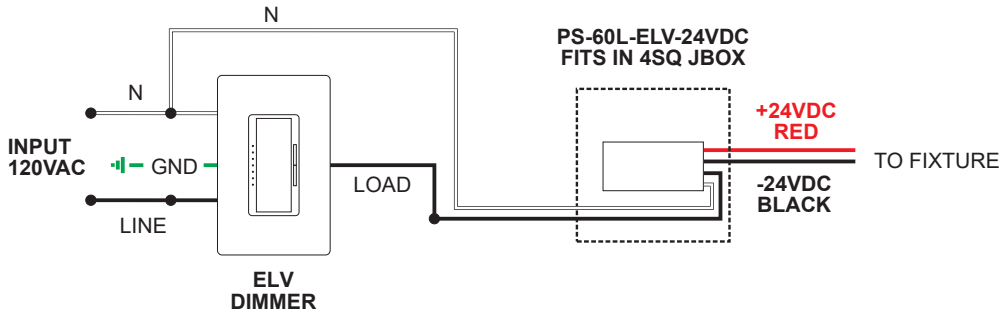
Application: ELV dimming for Static White

Dimming: Dimmable with ELV dimmer: Legrand, Adorne ADTP703TU; Lutron: Diva DVELV-300P, Skylark SELV-300P, Maestro MAELV-600 and Radio Ra 2



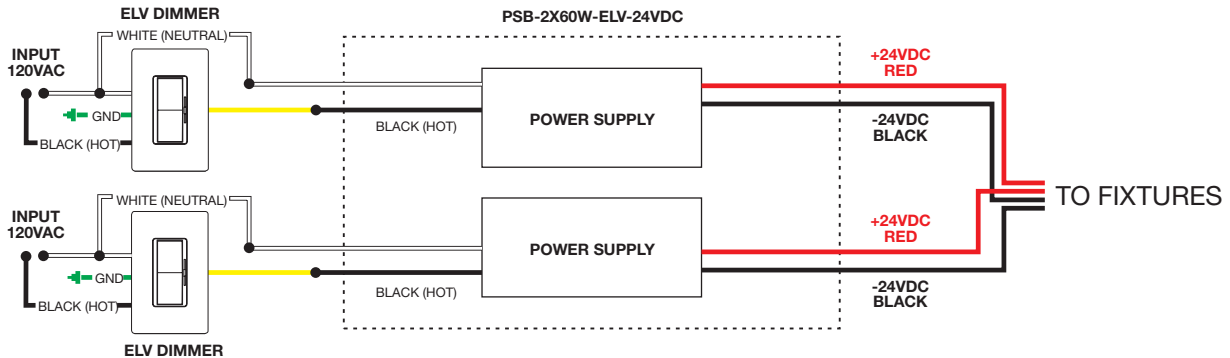
Application: ELV dimming for Static White

Dimming: Dimmable with ELV dimmer: Legrand, Adorne ADTP703TU; Lutron: Diva DVELV-300P, Skylark SELV-300P, Maestro MAELV-600 and Radio Ra 2



Application: Dual ELV dimming for Static White

Dimming: Dimmable with ELV dimmer: Legrand, Adorne ADTP703TU; Lutron: Diva DVELV-300P, Skylark SELV-300P, Maestro MAELV-600 and Radio Ra 2

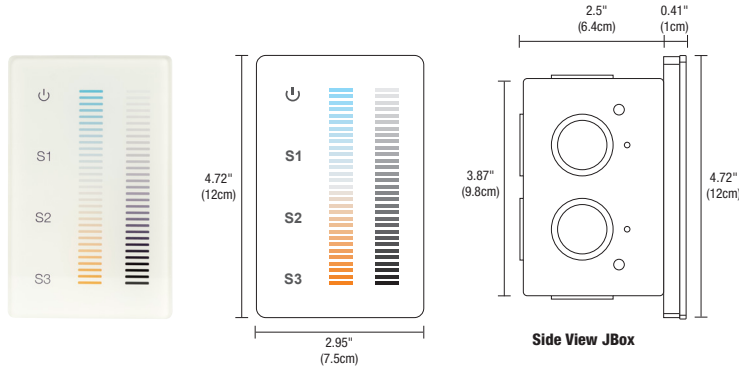


PROJECT		FIXTURE TYPE		DATE	
---------	--	--------------	--	------	--

TUNABLE WHITE DMX CONTROLLER AND POWER SUPPLIES

24VDC INDOOR CONSTANT VOLTAGE POWER SUPPLIES WITH DRIVERS

REV 06.16.21



DESCRIPTION:

The Tunable White Touch Controller offers fast and accurate Color Temperature adjustment and the ability to regulate the Brightness Independently. The modern Glass faceplate features illuminated indicators, and a back-lit night light that softly illuminates the controller when powered off. Designed for Tunable White, and dual-color LED installations within a single zone. The two Vertical Touch sliders are precise and sensitive, allowing you to fine-tune your perfect Color Temperature at any point between **2000K** (Sunset) to **6500K** (Daylight White) while selecting over 250 levels of Brightness in a smooth, uninterrupted transition. Create Thousands of White Color Combinations while maintaining even Brightness and overall saturation. Easily save three pre-set scenes for different times of the day. Support health, performance, and general well-being using Human-Centric lighting by fine-tuning the biological effects that light has on the circadian cycle using the latest in LED technology. Includes a power adapter that fits behind the controller within a standard junction box and fits inside a standard single-gang receptacle (not for use in a multi-gang box). Use with an insulated, 24 AWG stranded, tinned copper wire (Belden #9841). Power Supplies are Sold Separately. Includes a 5 year pro-rated warranty.

APPLICATIONS:

Indoor

OUTPUT SIGNAL:

USITT DMX 512 (1990)

INSTALLATION:

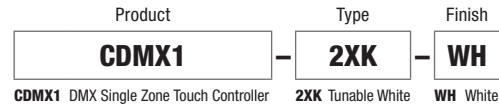
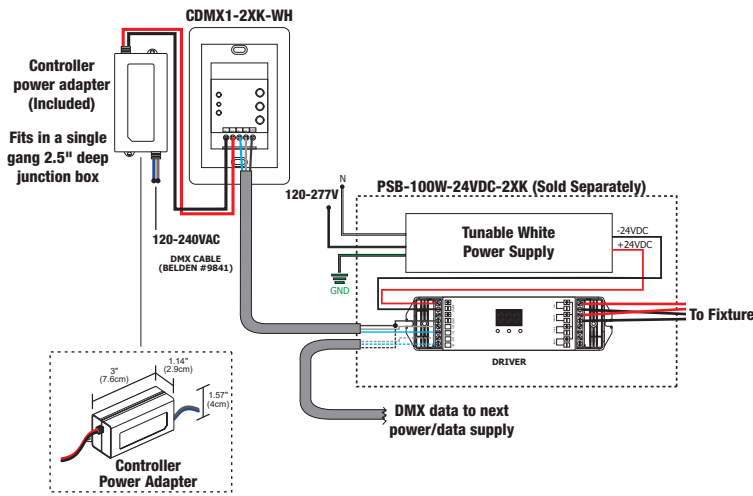
Fits in a single gang 2.5" deep junction box. Not compatible with multi-gang boxes.

LABELS:

ROHS, FCC, Damp Location, ETL/UL

POWER INPUT:

120-240VAC

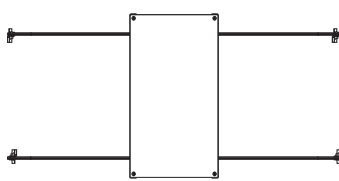


COLOR CHANGING (DMX) POWER SUPPLIES

ORDERING CODE	PSB-100W-24VDC-2XK	PSB-2X100W-24VDC-2XK	PSB-3X100W-24VDC-2XK	PSB-4X100W-24VDC-2XK
SPECIFICATIONS				
MAXIMUM LOAD OF LED STRIP LENGTH	100W 5 WATTS - 20FT MAX. 10 WATTS - 10FT MAX.	2X100W 5 WATTS 2 X 20FT MAX. 10 WATTS - 2 X 10FT MAX.	3X100W 5 WATTS 3 X 20FT MAX. 10 WATTS - 3 X 10FT MAX.	4X100W 5 WATTS 4 X 20FT MAX. 10 WATTS - 4 X 10FT MAX.
INPUT VOLTAGE	120-277VAC	120-277VAC	120-277VAC	120-277VAC
OUTPUT VOLTAGE	24VDC	24VDC	24VDC	24VDC
DIMENSIONS	12.4" X 6.48" X 2.18"	14" X 10" X 3"	17" X 10" X 3"	17" X 10" X 3"
CLASSIFICATION	CLASS 2	CLASS 2	CLASS 2	CLASS 2
T-BAR MOUNTING	PSB-100W-24VDC-2XK-TB	PSB-2X100W-24VDC-2XK-TB	PSB-3X100W-24VDC-2XK-TB	PSB-4X100W-24VDC-2XK-TB
IN-WALL MOUNTING	PSB-100W-24VDC-2XK-IW	NA	NA	NA
DMX TUNABLE WHITE DIMMING & CONTROLS				
TUNABLE WHITE TOUCH CONTROLLER (CDMX1-2XK)	•	•	•	•

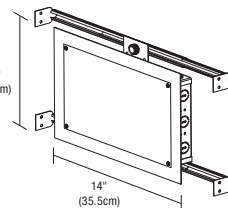
- Flicker free dimming
- Aluminum casing for optimal heat dissipation
- Isolated output power per NEC and UL safety requirements
- UL & ETL recognized/ listed, meets UL 8750, 1310 requirements

- Auto-reset; short circuit, overload and thermal protection
- Class 2 power supply
- Efficient, High power factor > 0.90



T-BAR Mounting Kit: Includes power supply, box cover, and T-bar hangers for installing Junction Box above ceiling with in easy reach. Comes with 4ft of 14 gauge pair Teflon cables with quick secure connectors.

Ordering Codes:
 PSB-100W-24VDC-2XK-TB
 PSB-2x100W-24VDC-2XK-TB
 PSB-3x100W-24VDC-2XK-TB
 PSB-4x100W-24VDC-2XK-TB



8.5" x 14" In-Wall Mounting Kit: Includes power supply, box cover and stud hangers for installing Junction Box in wall. Select "IW" in the options section of compatible power supply ordering codes if an In-Wall Mounting Kit is needed.

Ordering Codes:
 PSB-100W-24VDC-2XK-IW

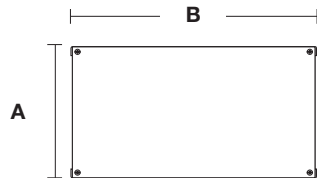
PROJECT	FIXTURE TYPE	DATE
---------	--------------	------

INDOOR TUNABLE WHITE 0-10V 96 WATT LED POWER SUPPLY

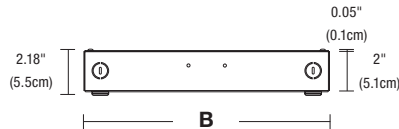
24VDC INDOOR CONSTANT VOLTAGE, TWO CHANNEL CONTROLS, FOR INTENSITY AND COLOR TEMPERATURE



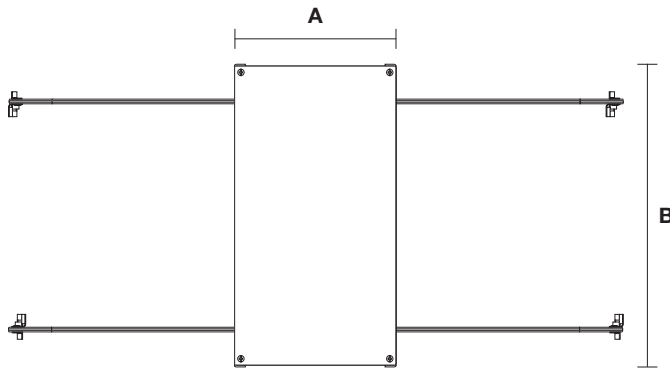
PSB-96W-010-24VDC-2XK



TOP VIEW



SIDE VIEW



PSB-96W-010-24VDC-2XK-TB
(T-BAR GRID CEILING)

STANDARD & T-BAR DIMENSIONS		
	A	B
PSB-96W-010-24VDC-2XK	6.48"	12.15"
PSB-2X96W-010-24VDC-2XK	10"	14"
PSB-3X96W-010-24VDC-2XK	13"	17"
PSB-4X96W-010-24VDC-2XK	13"	17"

DESCRIPTION

Accepts input voltage in a range of 120 - 277VAC and outputs 24VDC power up to 96 watts. The low voltage output dims down to 1% when two additional wires are connected to a 0-10V dimmer. The enclosure provides a space inside for electrical connections. In-Wall Power Supply Kit includes power supply, box cover and stud hangers. T-Bar Mounting Kit includes power supply, box cover, and T-bar hangers for installing Junction Box above ceiling with in easy reach. Comes with 4ft of 14 gauge pair Teflon cables with quick secure connectors. Power Supply features short circuit, overload and over temperature protection.

APPLICATIONS

Indoor, Damp Location

MOUNTING

Surface mounted with conduit access

POWER INPUT

120-277VAC

POWER OUTPUT

Class 2; 24 volts DC 4A, up to 96 watts maximum

EFFICIENCY

90%

AMBIENT OPERATING TEMPERATURE

-25° C to 40° C

DIMMING

#1 Controls the intensity. #2 Controls the Color Temperature.
0-10V (dimmer needs to be capable to dim to 0% without ON/OFF switch)

DIMMING CURVE

Linear, Logarithmic 100% - 0% (HydraDrive)

COMPLIANCE

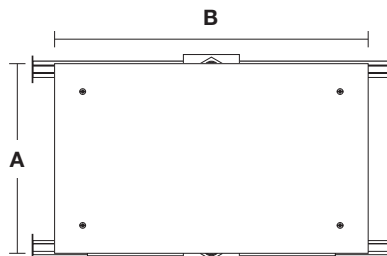
Made in the USA, UL, CE, Title 28, Plenum for use in Accordance with UL 2043. JA8 compliant when used with Pure Edge Tunable White Products.

Product	Wattage	Dimming	Voltage	Color Temperature	Options
PSB	96W	010	24VDC	2XK	STANDARD (Leave Blank)
PSB Power Supply with Enclosure Box with Tunable White 0-10V Controller	96W 96 Watts 2X96W 2x96 Watts 3X96W 3x96 Watts 4X96W 4x96 Watts	010 0-10 Volt Dimming	24VDC 24 Volt DC	2XK Tunable White	TB T-Bar Grid Ceiling IW* In-Wall Kit

*96 watts only



PSB-96W-010-24VDC-2XK-IW



PSB-96W-010-24VDC-2XK-IW (IN WALL KIT)

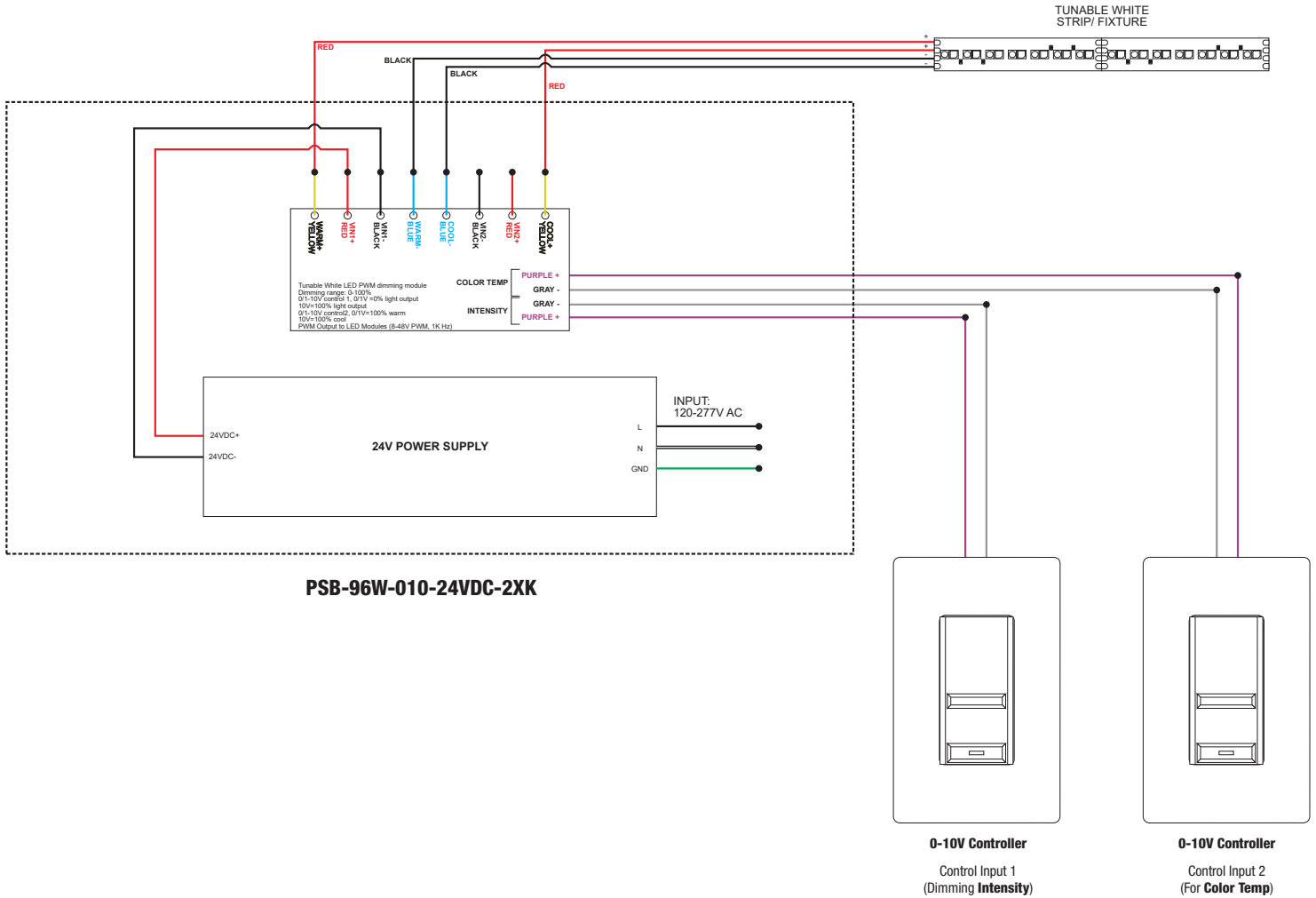
IN-WALL DIMENSIONS		
	A	B
PSB-96W-010-24VDC-2XK-IW	8.5"	14.25"

PROJECT		FIXTURE TYPE		DATE	
---------	--	--------------	--	------	--

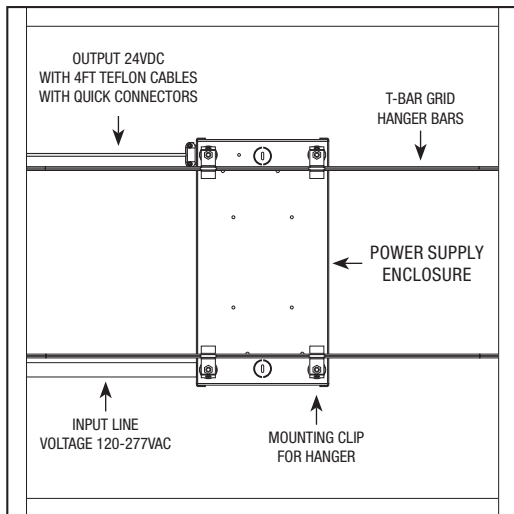
INDOOR TUNABLE WHITE 0-10V 96 WATT LED POWER SUPPLY

24VDC INDOOR CONSTANT VOLTAGE, TWO CHANNEL CONTROLS, FOR INTENSITY AND COLOR TEMPERATURE

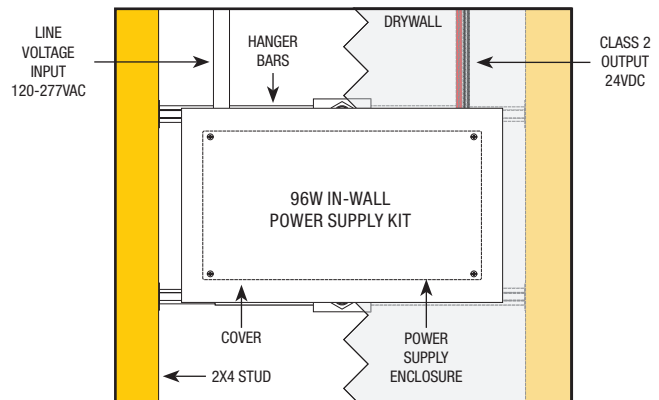
Application: 0-10V dimming for Tunable White LED Strip/Fixture



T-BAR GRID CEILING






IN WALL KIT



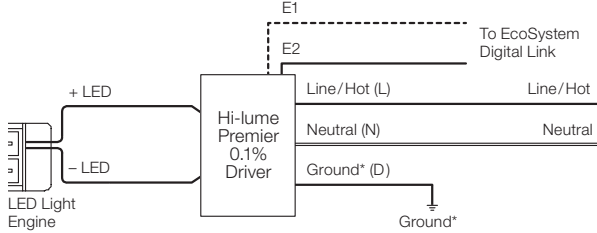
PROJECT	FIXTURE TYPE	DATE
---------	--------------	------

LUTRON HI-LUME® PREMIER .1% ECOSYSTEM®†

	L3D0-96W24V-U	2-WIRE ECOSYSTEM LTEA4U1UKL-CV240	3-WIRE ECOSYSTEM L3DA4U1UKL-CV240
ORDERING CODES			
SPECIFICATIONS			
MAXIMUM LOAD	96W	5W-40W	5W-40W
INPUT VOLTAGE	120-277VAC	120-277VAC	120-277VAC
OUTPUT VOLTAGE	24VDC	24VDC	24VDC
DIMENSIONS	10.5" X 5.5" X 2"	4" X 4.89" X 2.62"	4" X 4.89" X 2.62"
CLASSIFICATION	CLASS 2	CLASS 2	CLASS 2
T-BAR MOUNTING	L3D0-96W24V-U-TB	NA	NA
DIMMING AND CONTROLS			
RADIO RA2	•	•	•
HOMEWORKS QS	•	•	•
PHPM-3F-120	•	•	•
PHPM-3F-DV	•	•	•
BCI-0-10	•	•	•

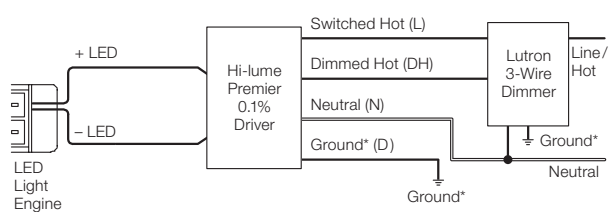
†24K - 57K color temperatures are compatible with 0-10V, ELV, and Lutron Hi-lume® Power Supplies. Warm Dim (27D, 30D) color temperatures are only compatible with ELV power supplies.

2-Wire EcoSystem Wiring Diagram

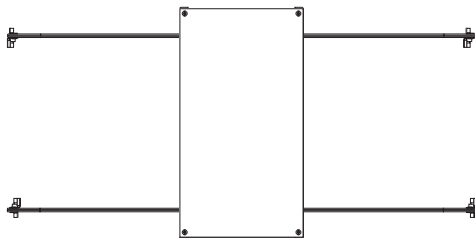


LTEA4U1UKL-CV240

3-Wire Wiring Diagram



L3DA4U1UKL-CV240



T-BAR Mounting Kit: Includes power supply, box cover, and T-bar hangers for installing Junction Box above ceiling with in easy reach. Comes with 4ft of 14 gauge pair Teflon cables with quick secure connectors.

Ordering Code: L3D0-96W24V-U-TB

PROJECT	FIXTURE TYPE	DATE
---------	--------------	------

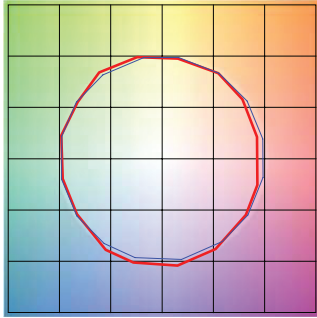
LED STRIP TM30 DATA

(2.5W, 5W & 7W) 24VDC STATIC WHITE, WARM DIM & TUNABLE WHITE

TM-30-15 DATA: The data below is for ST2A, ST5A, ST7A and ST10A bare LED Strips. Consistent color temperatures throughout a single strip and among multiple strips is possible through a 3 phase binning process in which each order is inspected with a color meter to ensure uniformity.

2200K | Rf: 90.5 | Rg: 99.9

Color Vector Graphic

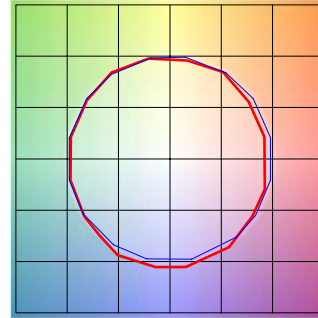


■ Test ■ Reference

GRAPHIC SHIFTS %			
HUE BIN	Rf	CHROMA	HUE
1	88.3	-5.2%	1.0%
2	90.1	-3.6%	3.7%
3	87.5	-0.5%	5.6%
4	93.9	-1.2%	1.3%
5	94.7	0.7%	2.1%
6	93.7	2.6%	0.7%
7	93.5	-1.5%	-2.2%
8	97.8	-0.4%	-0.2%
9	93.7	-1.5%	2.4%
10	90.8	-0.8%	4.9%
11	89.3	3.7%	5.4%
12	90.2	4.6%	1.0%
13	89.0	4.4%	-9.7%
14	75.4	0.6%	-15.1%
15	90.7	-1.7%	-5.0%
16	84.2	-4.4%	-9.1%

2400K | Rf: 90.2 | Rg: 99.3

Color Vector Graphic

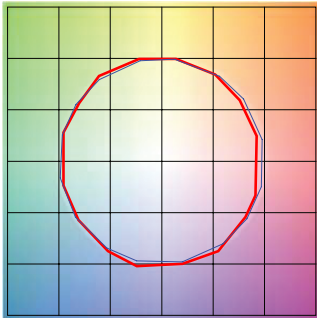


■ Test ■ Reference

GRAPHIC SHIFTS %			
HUE BIN	Rf	CHROMA	HUE
1	89.0	-4.8%	1.1%
2	90.4	-3.7%	3.2%
3	88.1	-0.7%	5.2%
4	93.0	-2.1%	0.9%
5	94.5	-0.1%	2.0%
6	94.7	1.7%	0.6%
7	93.7	-1.9%	-1.5%
8	96.8	-1.2%	0.2%
9	91.9	-1.8%	3.7%
10	88.8	-0.9%	6.1%
11	87.5	3.8%	7.1%
12	89.6	4.3%	0.3%
13	88.1	4.2%	-9.1%
14	82.5	2.8%	-10.6%
15	91.4	-2.1%	-4.2%
16	84.0	-3.6%	-9.9%

2700K | Rf: 89.5 | Rg: 98.3

Color Vector Graphic

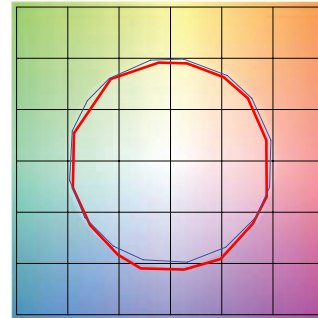


■ Test ■ Reference

GRAPHIC SHIFTS %			
HUE BIN	Rf	CHROMA	HUE
1	88.6	-5.2%	0.9%
2	90.3	-3.6%	2.9%
3	88.4	-1.5%	5.0%
4	91.9	-2.5%	1.4%
5	93.5	-0.9%	2.3%
6	95.7	0.9%	-0.4%
7	91.1	-3.7%	-0.5%
8	95.8	-2.0%	0.4%
9	90.5	-2.6%	4.5%
10	84.9	-1.1%	8.7%
11	85.0	2.3%	9.8%
12	88.1	5.5%	1.5%
13	90.9	2.9%	-5.2%
14	86.2	4.3%	-8.9%
15	90.7	-2.4%	-3.6%
16	83.0	-2.7%	-11.3%

3000K | Rf: 88.7 | Rg: 98.2

Color Vector Graphic

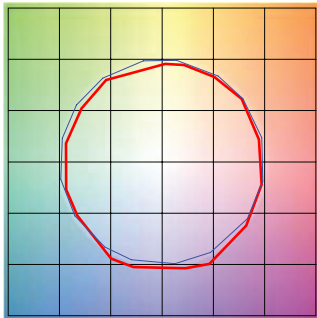


■ Test ■ Reference

GRAPHIC SHIFTS %			
HUE BIN	Rf	CHROMA	HUE
1	88.3	-5.2%	0.8%
2	90.2	-3.7%	2.7%
3	88.3	-1.6%	4.9%
4	92.2	-2.0%	1.8%
5	91.0	-3.5%	1.8%
6	95.8	0.4%	-0.4%
7	90.2	-4.4%	-0.0%
8	94.8	-2.6%	0.8%
9	89.2	-2.9%	6.0%
10	81.4	-1.5%	9.7%
11	82.9	2.3%	10.5%
12	88.3	6.7%	1.9%
13	91.9	2.8%	-4.0%
14	86.3	4.9%	-8.3%
15	87.1	-1.2%	-6.1%
16	83.2	-1.7%	-11.6%

3500K | Rf: 88.1 | Rg: 97.1

Color Vector Graphic

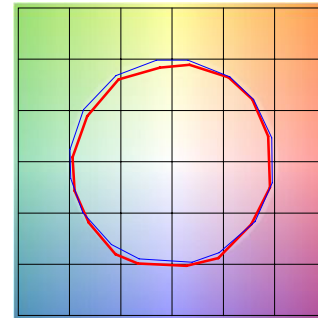


■ Test ■ Reference

GRAPHIC SHIFTS %			
HUE BIN	Rf	CHROMA	HUE
1	87.8	-5.2%	1.0%
2	90.8	-3.3%	2.3%
3	89.8	-1.6%	3.9%
4	91.0	-2.7%	0.9%
5	90.0	-5.4%	0.7%
6	95.6	-0.9%	-0.4%
7	90.0	-5.3%	1.4%
8	91.8	-3.6%	3.0%
9	87.1	-2.9%	7.3%
10	80.1	-1.3%	12.2%
11	81.8	4.1%	10.5%
12	88.2	5.1%	2.3%
13	92.4	2.1%	-3.8%
14	86.6	5.0%	-7.9%
15	86.2	-0.7%	-6.8%
16	84.5	-2.1%	-7.0%

4000K | Rf: 87.6 | Rg: 96.8 | CRI: 84

Color Vector Graphic



■ Test ■ Reference

GRAPHIC SHIFTS %			
HUE BIN	Rf	CHROMA	HUE
1	89.0	-3.1%	2.1%
2	93.2	-0.9%	1.3%
3	94.3	-1.1%	0.7%
4	89.5	-4.0%	-2.3%
5	87.6	-7.8%	-1.8%
6	92.2	-4.6%	0.1%
7	87.4	-6.6%	3.6%
8	85.7	-3.8%	7.0%
9	81.5	-1.3%	12.4%
10	80.0	0.9%	11.4%
11	83.3	5.9%	8.7%
12	89.7	4.8%	-0.3%
13	88.5	2.4%	-6.3%
14	92.7	4.0%	-3.8%
15	86.1	-1.6%	-4.5%
16	85.0	-1.4%	-5.0%

PROJECT	FIXTURE TYPE	DATE
---------	--------------	------

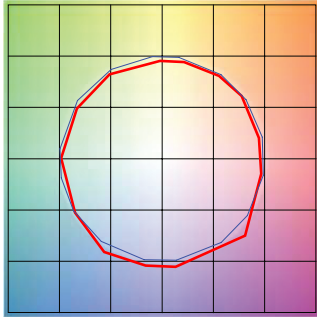
LED STRIP TM30 DATA

(2.5W, 5W & 7W) 24VDC STATIC WHITE, WARM DIM & TUNABLE WHITE

TM-30-15 DATA: The data below is for ST2A, ST5A, ST7A and ST10A bare LED Strips. Consistent color temperatures throughout a single strip and among multiple strips is possible through a 3 phase binning process in which each order is inspected with a color meter to ensure uniformity.

5700K | Rf: 87.6 | Rg: 98.0

Color Vector Graphic

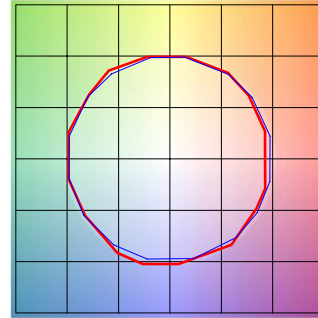


■ Test ■ Reference

GRAPHIC SHIFTS %			
HUE BIN	Rf	CHROMA	HUE
1	87.9	-3.9%	1.5%
2	92.3	-1.7%	2.7%
3	91.0	-1.2%	2.4%
4	91.5	-1.2%	1.6%
5	86.2	-5.9%	-0.4%
6	93.5	-3.2%	-0.2%
7	93.1	-3.8%	0.6%
8	85.9	-4.6%	5.9%
9	83.6	-4.0%	12.7%
10	75.8	-0.6%	13.6%
11	80.2	4.3%	10.4%
12	83.4	3.4%	1.8%
13	90.8	5.0%	-2.0%
14	91.8	1.3%	-3.3%
15	79.4	8.6%	-12.7%
16	93.4	-2.7%	-0.2%

2700D | Rf: 90.7 | Rg: 101.1

Color Vector Graphic

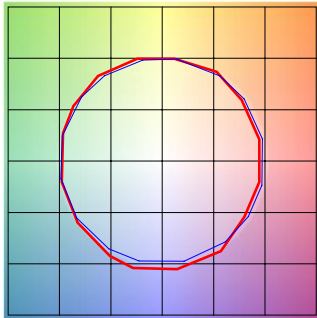


■ Test ■ Reference

GRAPHIC SHIFTS %			
HUE BIN	Rf	CHROMA	HUE
1	90.9	-4.1%	1.1%
2	91.8	-2.2%	3.2%
3	89.0	0.2%	5.0%
4	92.9	-1.1%	0.8%
5	93.9	1.1%	1.7%
6	93.3	3.3%	0.0%
7	93.1	-0.5%	-1.9%
8	97.2	-0.3%	-0.9%
9	93.4	-1.0%	3.2%
10	89.9	-0.1%	5.6%
11	87.0	4.7%	7.2%
12	89.2	5.8%	-0.2%
13	89.1	3.5%	-6.7%
14	86.3	4.1%	-9.2%
15	91.4	-2.0%	-3.6%
16	84.7	-2.1%	-10.3%

3000D | Rf: 90.6 | Rg: 101.1

Color Vector Graphic

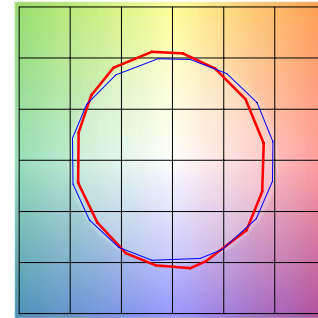


■ Test ■ Reference

GRAPHIC SHIFTS %			
HUE BIN	Rf	CHROMA	HUE
1	91.5	-3.5%	1.3%
2	92.2	-1.8%	3.0%
3	89.3	0.5%	4.8%
4	92.7	-1.1%	0.6%
5	93.3	0.5%	1.4%
6	93.8	2.7%	-0.8%
7	91.2	-2.1%	-0.2%
8	97.0	-0.5%	-0.7%
9	92.5	-0.7%	3.8%
10	88.3	0.9%	7.1%
11	87.5	3.9%	7.6%
12	88.2	6.2%	-0.2%
13	89.9	3.4%	-6.0%
14	86.9	4.4%	-8.5%
15	91.9	-1.9%	-2.9%
16	84.7	-1.3%	-10.6%

2000K only (2K6K/27K6) | Rf: 82.8 | Rg: 99.3 | CRI: 86

Color Vector Graphic

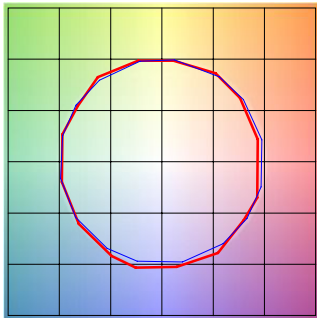


■ Test ■ Reference

GRAPHIC SHIFTS %			
HUE BIN	Rf	CHROMA	HUE
1	80.1	-9.2%	0.3%
2	77.4	-7.4%	9.0%
3	74.5	-2.3%	12.4%
4	85.3	4.5%	8.6%
5	89.9	7.9%	4.5%
6	88.3	7.2%	-1.8%
7	83.5	1.1%	-10.0%
8	87.1	-4.9%	-6.7%
9	88.3	-5.3%	-0.0%
10	84.6	-5.1%	6.4%
11	84.3	1.0%	9.1%
12	84.2	4.1%	4.7%
13	85.8	7.4%	-11.4%
14	60.8	0.6%	-19.6%
15	77.8	-1.6%	-14.7%
16	78.1	-7.8%	-11.5%

3000K only (2K6K/27K6) | Rf: 90.2 | Rg: 101.4 | CRI: 90+

Color Vector Graphic

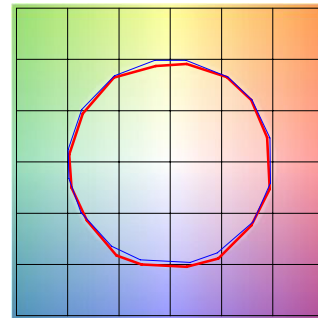


■ Test ■ Reference

GRAPHIC SHIFTS %			
HUE BIN	Rf	CHROMA	HUE
1	90.9	-3.8%	1.3%
2	91.7	-1.9%	3.3%
3	88.7	0.7%	5.1%
4	92.4	-1.0%	0.7%
5	92.9	0.9%	1.7%
6	93.1	3.3%	-0.6%
7	91.0	-1.8%	-0.4%
8	97.0	0.2%	-1.1%
9	92.8	-0.5%	3.6%
10	88.3	1.0%	7.0%
11	87.1	3.8%	7.8%
12	87.6	6.5%	-0.3%
13	89.3	3.6%	-6.3%
14	86.1	4.5%	-9.1%
15	91.6	-1.9%	-3.1%
16	83.8	-1.5%	-11.2%

4000K only (2K6K/27K6) | Rf: 89.6 | Rg: 99.1 | CRI: 87

Color Vector Graphic



■ Test ■ Reference

GRAPHIC SHIFTS %			
HUE BIN	Rf	CHROMA	HUE
1	91.3	-2.5%	1.0%
2	95.3	-0.5%	0.5%
3	94.3	-0.7%	1.1%
4	91.1	-3.4%	-1.1%
5	89.5	-5.6%	0.0%
6	94.6	-1.4%	1.3%
7	93.2	-3.0%	2.6%
8	91.3	-1.8%	4.6%
9	86.5	-0.9%	9.1%
10	83.3	-0.5%	9.5%
11	83.3	4.9%	9.0%
12	89.7	4.1%	1.7%
13	90.1	3.6%	-4.3%
14	93.4	5.2%	-2.1%
15	87.4	0.4%	-4.3%
16	86.6	0.4%	-6.1%

PROJECT	FIXTURE TYPE	DATE
---------	--------------	------

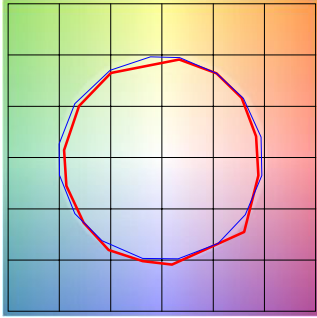
LED STRIP TM30 DATA

(2.5W, 5W & 7W) 24VDC STATIC WHITE, WARM DIM & TUNABLE WHITE

TM-30-15 DATA: The data below is for ST2A, ST5A, ST7A and ST10A bare LED Strips. Consistent color temperatures throughout a single strip and among multiple strips is possible through a 3 phase binning process in which each order is inspected with a color meter to ensure uniformity.

6000K only (2K6K/27K6) | Rf: 87.5 | Rg: 97.7

Color Vector Graphic



■ Test ■ Reference

		GRAPHIC SHIFTS %	
HUE BIN	Rf	CHROMA	HUE
1	87.5	-4.2%	1.4%
2	92.2	-1.9%	2.7%
3	90.9	-1.4%	2.4%
4	91.4	-1.3%	1.6%
5	86.1	-6.0%	-0.5%
6	93.4	-3.4%	-0.3%
7	93.4	-3.4%	-0.3%
8	92.9	-3.9%	0.5%
9	85.8	-4.9%	5.7%
10	75.7	-0.7%	13.7%
11	80.2	4.2%	10.4%
12	93.5	3.3%	1.7%
13	90.6	4.9%	-2.3%
14	91.5	1.2%	-3.6%
15	79.1	8.3%	-13.2%
16	93.1	-2.9%	-0.4%

PROJECT		FIXTURE TYPE		DATE	
---------	--	--------------	--	------	--