

Arts, Humanities, and Communications

A.A. Degree: Art

PLOs:
Upon satisfactory completion of the course requirements for the Art Associate of Arts Degree the student will be able to:

COURSE ID	CLOs: Students successfully completing this course will be able to:	1. Demonstrate preparedness to successfully continue studies in art at an upper division level	2. Reproduce, render, and interpret in a variety of media through observation	3. Plan, design, and produce original works of art	4. Make informed assessments of quality and effectiveness in works of art, including their own.	5. Identify and distinguish various historical periods of art.
ART 102	No CLO's Found					
ART 108	1. demonstrate various surface decoration techniques on test cylinder objects.	X		X		
ART 108	2. throw a six inch wide and four inch tall bowl on the wheel.	X		X		
ART 108	3. throw a six inch tall and three inch wide, vertical walled cylinder on the wheel.	X		X		
ART 120	1. demonstrate technique and understanding through the act of drawing using one-point perspective.	X	X	X	X	
ART 120	2. describe the concepts of symmetrical balance and asymmetrical balance.	X	X	X	X	
ART 120	3. describe the concepts of open compositions and closed compositions.	X	X	X	X	
ART 120	4. accurately depict form on a flat surface, and demonstrate technique and understanding through the act of drawing using contour lines.	X	X	X		
ART 120	5. use various drawing media and demonstrate ability to draw representationally with chosen medium.	X	X	X		
ART 120	6. demonstrate understanding of identification of light source and render the role of light and shadow to create the illusion of form on a flat surface.	X	X	X		
ART 121	1. demonstrate technique and understanding of proportion, value structure and color use through the act of drawing.	X	X	X		
ART 121	2. use various drawing media and demonstrate ability to draw either representationally or expressively with each medium.	X	X	X		
ART 121	3. describe the significance of light in creating volume while depicting still lifes, and identify the values of the value structure created by the lighting situation.	X		X	X	
ART 121	4. develop the visual and verbal vocabulary necessary to examine and review the strengths and weaknesses of drawings created by other students or artists.	X	X	X	X	X

Arts, Humanities, and Communications

A.A. Degree: Art

PLOs:
Upon satisfactory completion of the course requirements for the Art Associate of Arts Degree the student will be able to:

COURSE ID	CLO#: Students successfully completing this course will be able to:	1. Demonstrate preparedness to successfully continue studies in art at an upper division level	2. Reproduce, render, and interpret in a variety of media through observation	3. Plan, design, and produce original works of art	4. Make informed assessments of quality and effectiveness in works of art, including their own.	5. Identify and distinguish various historical periods of art.
ART 123	1. describe basic human anatomy in surface, skeletal and muscular structures.	X	X	X	X	
ART 123	2. Demonstrate knowledge of both the structure and the anatomy in the human body in a drawing of the figure from memory, depicting pose that does not use a schematic.	X	X	X		
ART 123	3. Identify the kinetic and static possibilities of the human body and employ the skills for representing those poses through the act of gesture drawing.	X	X	X		
ART 123	4. describe the significance of light in creating volume while depicting the human figure, and identify the values of the value structure created by the lighting situation.	X	X	X		
ART 123	5. develop the visual and verbal vocabulary necessary to examine and review the strengths and weaknesses of drawings created by other students or artists.	X			X	X
ART 124	1. describe the three basic strategies to create balance in two-dimensional design.	X			X	X
ART 124	2. Describe the subtractive process of color theory, and demonstrate that knowledge by creating a twelve-hue color wheel using only the primary colors.	X			X	X
ART 124	3. develop the visual and verbal vocabulary necessary to examine and review the strengths and weaknesses of designs created by other students or designers.	X			X	X
ART 124	4. utilize four different line techniques, and demonstrate their ability to apply contour line, parallel line hatching, scribble and stipple to specific drawing problems.	X	X	X		
ART 124	5. Describe the role of invented texture, and demonstrate that understanding through the execution of a collage portrait using found text.	X		X	X	

Arts, Humanities, and Communications

A.A. Degree: Art

PLOs:
Upon satisfactory completion of the course requirements for the Art Associate of Arts Degree the student will be able to:

COURSE ID	CLO#: Students successfully completing this course will be able to:	1. Demonstrate preparedness to successfully continue studies in art at an upper division level	2. Reproduce, render, and interpret in a variety of media through observation	3. Plan, design, and produce original works of art	4. Make informed assessments of quality and effectiveness in works of art, including their own.	5. Identify and distinguish various historical periods of art.
ART 124	6. Utilize the proper terms for and applied vocabulary of compositional and color theory.	X			X	X
ART 125	1. describe the proper terms for and applied vocabulary of form and three-dimensional composition.	X			X	X
ART 125	2. demonstrate an understanding of creating a physical and visual depth in solving a design related problem.	X	X	X		
ART 125	3. demonstrate how to twist, bend, and solder wire to capture and integrate space in a unified form.	X	X	X	X	
ART 125	4. Apply the technical method of subtraction for creating three-dimensional forms.	X	X	X	X	
ART 125	5. develop the visual and verbal vocabulary necessary to examine and review the strengths and weaknesses of designs created by other students or designers.	X	X			X
ART 140	1. describe the proper terms for and applied vocabulary for the theory and practice of sculpture.	X	X			X
ART 140	2. describe the technical method of manipulation for creating three-dimensional forms and demonstrate this knowledge through the modeling of plaster over an armature.	X	X	X	X	
ART 140	3. explain the technical method of addition.	X		X	X	
ART 140	4. apply the technical method of subtraction (carving).	X		X	X	
ART 140	5. develop the visual and verbal vocabulary necessary to examine and review the strengths and weaknesses of sculptures created by other students and artists.	X			X	X
ART 144	1. describe the proper terms for and applied vocabulary for the theory and practice of watercolor painting.	X				X
ART 144	2. apply various painting techniques and demonstrate the ability to paint assigned source images.	X	X	X		
ART 144	3. apply more advanced strategies regarding two-dimensional composition.	X	X	X	X	

Arts, Humanities, and Communications
A.A. Degree: Art

PLOs:
Upon satisfactory completion of the course requirements for the Art Associate of Arts Degree the student will be able to:

COURSE ID	CLO#: Students successfully completing this course will be able to:	1. Demonstrate preparedness to successfully continue studies in art at an upper division level	2. Reproduce, render, and interpret in a variety of media through observation	3. Plan, design, and produce original works of art	4. Make informed assessments of quality and effectiveness in works of art, including their own.	5. Identify and distinguish various historical periods of art.
ART 144	4. demonstrate knowledge of color relationships, appropriate color schemes and color mixing.	X	X	X	X	
ART 144	5. apply the roles of simulated texture and invented texture.	X	X	X	X	
ART 144	6. develop the visual and verbal vocabulary necessary to examine and review the strengths and weaknesses of paintings created by other students and artists.	X			X	X
ART 146	1. describe the proper terms for and applied vocabulary for the theory and practice of oil and/or acrylic painting with the addition of experimental mixed mediums.	X			X	X
ART 146	2. demonstrate the ability to paint with the addition of assigned experimental media.	X	X	X		
ART 146	3. demonstrate the ability to make compositions that fully address both positive and negative space, size and scale and cropping where appropriate.	X	X	X	X	
ART 146	4. demonstrate knowledge of color relationships, appropriate color schemes and color mixing.	X	X	X	X	
ART 146	5. recognize the roles of actual texture and invented texture.	X	X	X		
ART 146	6. develop the visual and verbal vocabulary necessary to examine and review the strengths and weaknesses of paintings created by other students and artists.	X			X	X
ART 147	1. describe the proper terms for and applied vocabulary for the theory and practice of acrylic painting.	X			X	X
ART 147	2. paint images using glazing, dry brush and impressionistic techniques.	X	X	X		
ART 147	3. apply advanced strategies regarding two-dimensional composition.	X	X	X		
ART 147	4. create painting projects using specific color harmonies.	X	X	X		
ART 147	5. recognize the roles of simulated texture and invented texture.	X	X	X		
ART 148	1. apply strategies regarding two-dimensional composition.	X		X		

Arts, Humanities, and Communications

A.A. Degree: Art

PLOs:
Upon satisfactory completion of the course requirements for the Art Associate of Arts Degree the student will be able to:

COURSE ID	CLO#: Students successfully completing this course will be able to:	1. Demonstrate preparedness to successfully continue studies in art at an upper division level	2. Reproduce, render, and interpret in a variety of media through observation	3. Plan, design, and produce original works of art	4. Make informed assessments of quality and effectiveness in works of art, including their own.	5. Identify and distinguish various historical periods of art.
ART 148	2. mix color based on value, saturation, similarity of the hue and appropriateness to color scheme.	X	X	X		
ART 148	3. recognize the roles of simulated texture and invented texture.	X	X	X		
ART 148	4. develop the visual and verbal vocabulary necessary to examine and review the strengths and weaknesses of paintings created by other students and artists.	X			X	X
ART 148	5. demonstrate a clear understanding of historical and contemporary approaches to composition.	X		X	X	X
ART 148	6. apply the color theory issues surrounding portraiture.	X	X	X		X
ART 148	7. recognize the importance of experimental painting surfaces with regard to oil painting.	X	X	X		X
ART 148	8. develop the visual and verbal vocabulary necessary to examine and review the strengths and weaknesses of paintings created by other students and artists.	X			X	X
ART 150	1. prepare gallery space for installation of art exhibitions.	X				
ART 150	2. prepare press release and publicity material for exhibitions under the pressure of deadlines.	X				
ART 150	3. demonstrate team planning and organization skills necessary for operation of an art gallery.	X				
ART 162	1. recognize the major monuments of the great art periods of the Renaissance era from c. 1300 to 1600 in the Western Tradition.	X			X	X
ART 162	2. demonstrate comprehension of the general style, composition, color harmonies, techniques, and medium qualities of a work of art.	X			X	X
ART 162	3. evaluate the basic qualities of an artwork, i.e. style, composition, color, technique, and medium.	X			X	X

Arts, Humanities, and Communications

A.A. Degree: Art

PLOs:
Upon satisfactory completion of the course requirements for the Art Associate of Arts Degree the student will be able to:

COURSE ID	CLO#: Students successfully completing this course will be able to:	1. Demonstrate preparedness to successfully continue studies in art at an upper division level	2. Reproduce, render, and interpret in a variety of media through observation	3. Plan, design, and produce original works of art	4. Make informed assessments of quality and effectiveness in works of art, including their own.	5. Identify and distinguish various historical periods of art.
ART 163	1. recognize the major monuments of the great art periods of the Modern era in the Western Tradition from c. 1776 to the present.	X			X	X
ART 163	2. demonstrate comprehension of the general style, composition, color harmonies, techniques, and medium qualities of a work of art.	X			X	X
ART 163	3. evaluate the basic qualities of an artwork, i.e. style, composition, color, technique, and medium.	X			X	X
ART 163	4. evaluate original works of art.	X			X	X
ART 164	1. recognize the major monuments of the great art periods from the prehistoric to the Medieval era focusing on the Western Tradition.	X			X	X
ART 164	2. demonstrate comprehension of the general style, composition, color harmonies, techniques, and medium qualities of a work of art.	X			X	X
ART 164	3. evaluate the basic qualities of an artwork, i.e. style, composition, color, technique, and medium.	X			X	X
ART 164	4. evaluate original works of art.	X			X	X
ART 165	1. recognize the major monuments of the great art periods from the Renaissance to the Modern era in Europe from c. 1300 to the present.	X			X	X
ART 165	2. demonstrate their comprehension of the general style, composition, color harmonies, techniques, and medium qualities of a work of art.	X			X	X
ART 165	3. recognize the general style, composition, color, technique, and medium qualities of a work of art through close examination.	X			X	X
ART 165	4. evaluate original works of art.	X			X	X
ART 168	No CLO's Found	X			X	X
ART 169	No CLO's Found	X			X	X
ART 170	1. demonstrate how light and chemicals interact with film and paper to create photographic images.	✓		✓	✓	

Arts, Humanities, and Communications

A.A. Degree: Art

PLOs:
Upon satisfactory completion of the course requirements for the Art Associate of Arts Degree the student will be able to:

COURSE ID	CLO#: Students successfully completing this course will be able to:	1. Demonstrate preparedness to successfully continue studies in art at an upper division level	2. Reproduce, render, and interpret in a variety of media through observation	3. Plan, design, and produce original works of art	4. Make informed assessments of quality and effectiveness in works of art, including their own.	5. Identify and distinguish various historical periods of art.
ART 170	2. address fundamental visual and/or conceptual themes.	✓	✓	✓	✓	✓
ART 170	3. analyze and evaluate artwork from technical and conceptual perspectives.	✓		✓	✓	✓
ART 170	4. identify general aesthetic movements and the work of a wide range of culturally and socially diverse photographers in contemporary and historic photography.	✓		✓	✓	✓
ART 170	5. demonstrate fluency in camera operation and introductory darkroom skills (film and print processing, including contrast controls, toning, and other print enhancements) to create original photography as personal expression.	✓		✓	✓	
ART 170	6. demonstrate introductory-level presentation techniques including spotting, dry mounting, and alternative print surface and other appropriate presentation strategies.			✓		
ART 173	1. use digital imaging software and hardware knowledgeably and independently, and demonstrate advanced digital problem solving skills.	✓		✓		
ART 173	2. expertly scan, process, edit and print digital photographs at a beginning level.	✓		✓		
ART 173	3. demonstrate use of device independent color management techniques by applying monitor and print profiles.	✓		✓	✓	
ART 173	4. produce a personal portfolio of creative photographic work using appropriate artistic concepts and digital photographic techniques.	✓	✓	✓	✓	
ART 173	5. critically analyze and evaluate his/her work, the work of peers and the work of photographic artists using photographic approaches to making their work.	✓	✓	✓	✓	✓
ART 173	6. utilize productivity, diligence, exploration, and experimentation in making original photographic art.	✓	✓	✓	✓	

Arts, Humanities, and Communications
A.A. Degree: Art

COURSE ID	CLOs: Students successfully completing this course will be able to:	PLOs:				
		1. Demonstrate preparedness to interpret in a variety of media through observation	2. Reproduce, render, and produce original works of art	3. Plan, design, and make informed assessments of distinguish various historical periods of art, quality and effectiveness in works of art, including their own.	4. Make informed assessments of distinguish various historical periods of art, quality and effectiveness in works of art, including their own.	5. Identify and
ART 181	1. explain an introductory understanding of how light and chemicals interact with film and paper to create photographic images.	✓	✓	✓	✓	✓
ART 181	2. relate fundamental visual and/or conceptual themes.	✓	✓	✓	✓	✓
ART 181	3. explain a basic understanding of the relationship between form and content.	✓	✓	✓	✓	✓
ART 181	4. analyze and evaluate artwork from technical and conceptual perspectives.	✓	✓	✓	✓	✓
ART 181	5. develop an appreciation for a few culturally and socially diverse art forms, representations, and practices.	✓	✓	✓	✓	✓
ART 181	6. demonstrate an introductory-level understanding of camera operation and darkroom skills (film and introductory print processing) to create original photography as personal expression.	✓	✓	✓	✓	✓
ART 181	7. demonstrate introductory-level presentation techniques including spotting and dry mounting.	✓	✓	✓	✓	✓
ART 182	1. develop a further understanding of how light and chemicals interact with film and paper to create photographic images.	✓	✓	✓	✓	✓
ART 182	2. further address fundamental visual and/or conceptual themes.	✓	✓	✓	✓	✓
ART 182	3. develop a deeper understanding of the relationship between form and content, and an introductory level understanding of the principles of design and elements of composition related to photography.	✓	✓	✓	✓	✓
ART 182	4. analyze and evaluate artwork from technical and conceptual perspectives and to receive responsibly suggestions about and criticisms of his or her own work from others.	✓	✓	✓	✓	✓

Arts, Humanities, and Communications

A.A. Degree: Art

PLOs:
 Upon satisfactory completion of the course requirements for the Art Associate of Arts Degree the student will be able to:

COURSE ID	CLO#: Students successfully completing this course will be able to:	1. Demonstrate preparedness to successfully continue studies in art at an upper division level	2. Reproduce, render, and interpret in a variety of media through observation	3. Plan, design, and produce original works of art	4. Make informed assessments of quality and effectiveness in works of art, including their own.	5. Identify and distinguish various historical periods of art.
ART 182	5. develop an appreciation for a wide range of culturally and socially diverse art forms, representations, and practices.	✓			✓	✓
ART 182	6. demonstrate a fluency in camera operation and darkroom skills (film and print processing, including contrast control, alternate printing, and print toning) to create original photography as personal expression.	✓		✓	✓	
ART 182	7. demonstrate introductory-level presentation techniques including spotting, drymounting, and alternative print surface.			✓		

Qualitative Analysis and Reflection on Program PLOs WORKSHEET

Faculty Members Present:

Tom		
Doug		
Richard		
Paul		
Rob		

Please provide a brief and cogent narrative in response to each of the following questions. Responses will be used to reflect on learning outcomes and be used for data analysis and planning.

1. Do the course learning outcomes (CLOs) represent the overall purpose(s) of the course(s)? Please explain why or why not.

Yes. The Studio courses and Art History offerings, the CLOs successfully cover the broad range of information and techniques. Art courses cater to the student.

2. Do the program learning outcomes (PLOs) represent the overall purpose(s) of the program? Please explain why or why not.

Yes. The PLOs align with studio course learning outcomes to list report a student's learning levels on, tactile artwork creation as well as a historical background and depth of technical vocabulary to look critically at art works.

3. How well did the course learning outcomes (CLOs) fulfill, support and align with the program learning outcomes (PLOs)? Please explain.

They align very well. If there is any room for improvement it would be to strengthen the #5 PLO within the studio courses.

Qualitative Analysis and Reflection on Program PLOs WORKSHEET

4. You've mapped your CLOs to PLOs. You've also been provided CLO assessment data in your packet; now, take some time to reflect on, consider and analyze the data you have. What does your CLO data tell you about your PLOs?

We had an issue with student success successfully complete the pottery CLO's ^(86%) in ceramic; due to space and lack of equipment. We successfully procured 4 new pottery wheels to aid in successful completion of these CLO's - will re-evaluate this Fall.

In drawing Art 120 Art Dept. only had 80% success rate for the value CLO due to inadequate quality of lighting.

5. In reviewing the questions above, please identify an action plan.

Action Plan:

Art Dept. plans to ask for more funding to get better lighting
We also plan to reduce the number of CLO's

Arts, Humanities, and Communications
A.A. Degree: University Preparation Emphasis in Art and Design

PLOs: Upon satisfactory completion of the course requirements for the University Preparation Emphasis in Art and Design Associate of Arts Degree the student will be able to:						
COURSE ID	CLO#: Students successfully completing this course will be able to:	1. Demonstrate preparedness to successfully continue studies in art at an upper division level.	2. Reproduce, render, and interpret in a variety of media through observation.	3. Plan, design, and produce original works of art	4. Make informed assessments of quality and effectiveness in works of art, including their own.	5. Identify and distinguish various historical periods of art.
ART 102 /CMPGR 102	No CLO's Found					
ART 108	1. demonstrate various surface decoration techniques on test cylinder objects.	X		X		
ART 108	2. throw a six inch wide and four inch tall bowl on the wheel.	X		X		
ART 108	3. throw a six inch tall and three inch wide, vertical walled cylinder on the wheel.	X		X		
ART 120	1. demonstrate technique and understanding through the act of drawing using one-point perspective.	X	X	X		
ART 120	2. describe the concepts of symmetrical balance and asymmetrical balance.	X	X	X	X	
ART 120	3. describe the concepts of open compositions and closed compositions.	X	X	X	X	
ART 120	4. accurately depict form on a flat surface, and demonstrate technique and understanding through the act of drawing using contour lines.	X	X	X		
ART 120	5. use various drawing media and demonstrate ability to draw representationally with chosen medium.	X	X	X		
ART 120	6. demonstrate understanding of identification of light source and render the role of light and shadow to create the illusion of form on a flat surface.	X	X	X		
ART 121	1. demonstrate technique and understanding of proportion, value structure and color use through the act of drawing.	X	X	X		

A.A. Degree: University Preparation Emphasis in Art and Design

PLoS:
Upon satisfactory completion of the course requirements for the University Preparation Emphasis in Art and Design Associate of Arts Degree the student will be able to:

COURSE ID	CLOM: Students successfully completing this course will be able to:	1. Demonstrate preparedness to render, and interpret in a variety of media through observation.	2. Reproduce, of art	3. Plan, design, and produce original works	4. Make informed assessments of quality and effectiveness in works of art, including their own.	5. Identify and distinguish various historical periods of art.
-----------	---------------------------------------------------------------------	-------------------------------------------------------------------------------------------------	----------------------	---------------------------------------------	-------------------------------------------------------------------------------------------------	----------------------------------------------------------------

ART 121	2. use various drawing media and demonstrate ability to draw either representational or expressively with each medium.	X	X	X		
ART 121	3. describe the significance of light in creating volume while depicting still lifes, and identify the values of the value structure created by the lighting situation.	X		X	X	
ART 121	4. develop the visual and verbal vocabulary necessary to examine and review the strengths and weaknesses of drawings created by other students or artists.	X	X	X	X	X
ART 123	1. describe basic human anatomy in surface, skeletal and muscular structures.	X	X	X	X	
ART 123	2. Demonstrate knowledge of both the structure and the anatomy in the human body in a drawing of the figure from memory, depicting pose that does not use a schematic.	X	X	X	X	
ART 123	3. identify the kinetic and static possibilities of the human body and employ the skills for representing those poses through the act of gesture drawing.	X	X	X	X	
ART 123	4. describe the significance of light in creating volume while depicting the human figure, and identify the values of the value structure created by the lighting situation.	X	X	X	X	

Arts, Humanities, and Communications
A.A. Degree: University Preparation Emphasis in Art and Design

PLOs: Upon satisfactory completion of the course requirements for the University Preparation Emphasis in Art and Design Associate of Arts Degree the student will be able to:						
COURSE ID	CLO#: Students successfully completing this course will be able to:	<i>1. Demonstrate preparedness to successfully continue studies in art at an upper division level.</i>	<i>2. Reproduce, render, and interpret in a variety of media through observation.</i>	<i>3. Plan, design, and produce original works of art</i>	<i>4. Make informed assessments of quality and effectiveness in works of art, including their own.</i>	<i>5. Identify and distinguish various historical periods of art.</i>
ART 123	5. develop the visual and verbal vocabulary necessary to examine and review the strengths and weaknesses of drawings created by other students or artists.	X			X	X
ART 124	1. describe the three basic strategies to create balance in two-dimensional design.	X			X	X
ART 124	2. Describe the subtractive process of color theory, and demonstrate that knowledge by creating a twelve-hue color wheel using only the primary colors.	X			X	X
ART 124	3. develop the visual and verbal vocabulary necessary to examine and review the strengths and weaknesses of designs created by other students or designers.	X			X	X
ART 124	4. utilize four different line techniques, and demonstrate their ability to apply contour line, parallel line hatching, scribble and stipple to specific drawing problems.	X	X	X		
ART 124	5. Describe the role of invented texture, and demonstrate that understanding through the execution of a collage portrait using found text.	X		X	X	
ART 124	6. Utilize the proper terms for and applied vocabulary of compositional and color theory.	X			X	X

Arts, Humanities, and Communications
A.A. Degree: University Preparation Emphasis in Art and Design

PLOs: Upon satisfactory completion of the course requirements for the University Preparation Emphasis in Art and Design Associate of Arts Degree the student will be able to:						
COURSE ID	CLO#: Students successfully completing this course will be able to:	<i>1. Demonstrate preparedness to successfully continue studies in art at an upper division level.</i>	<i>2. Reproduce, render, and interpret in a variety of media through observation.</i>	<i>3. Plan, design, and produce original works of art</i>	<i>4. Make informed assessments of quality and effectiveness in works of art, including their own.</i>	<i>5. Identify and distinguish various historical periods of art.</i>
ART 125	1. describe the proper terms for and applied vocabulary of form and three-dimensional composition.	X			X	X
ART 125	2. demonstrate an understanding of creating a physical and visual depth in solving a design related problem.	X	X	X		
ART 125	3. demonstrate how to twist, bend, and solder wire to capture and integrate space in a unified form.	X	X	X	X	
ART 125	4. Apply the technical method of subtraction for creating three-dimensional forms.	X	X	X	X	
ART 125	5. develop the visual and verbal vocabulary necessary to examine and review the strengths and weaknesses of designs created by other students or designers.	X	X			X
ART 140	1. describe the proper terms for and applied vocabulary for the theory and practice of sculpture.	X	X			
ART 140	2. describe the technical method of manipulation for creating three-dimensional forms and demonstrate this knowledge through the modelling of plaster over an armature.	X	X	X	X	
ART 140	3. explain the technical method of addition.	X		X	X	
ART 140	4. apply the technical method of subtraction (carving).	X		X	X	

Arts, Humanities, and Communications
A.A. Degree: University Preparation Emphasis in Art and Design

PLOs:
 Upon satisfactory completion of the course requirements for the University Preparation Emphasis in Art and Design Associate of Arts Degree the student will be able to:

COURSE ID	CLO#: Students successfully completing this course will be able to:	1. Demonstrate preparedness to successfully continue studies in art at an upper division level.	2. Reproduce, render, and interpret in a variety of media through observation.	3. Plan, design, and produce original works of art.	4. Make informed assessments of quality and effectiveness in works of art, including their own.	5. Identify and distinguish various historical periods of art.
ART 140	5. develop the visual and verbal vocabulary necessary to examine and review the strengths and weaknesses of sculptures created by other students and artists.	X			X	X
ART 147	1. describe the proper terms for and applied vocabulary for the theory and practice of acrylic painting.	X			X	X
ART 147	2. paint images using glazing, dry brush and impressionistic techniques.	X	X	X		
ART 147	3. apply advanced strategies regarding two-dimensional composition.	X	X	X		
ART 147	4. create painting projects using specific color harmonies.	X	X	X		
ART 147	5. recognize the roles of simulated texture and invented texture.	X	X	X	X	
ART 147	6. develop the visual and verbal vocabulary necessary to examine and review the strengths and weaknesses of paintings created by other students and artists.	X			X	X
ART 148	1. apply strategies regarding two-dimensional composition.	X		X		
ART 148	2. mix color based on value, saturation, similarity of the hue and appropriateness to color scheme.	X	X	X		
ART 148	3. recognize the roles of simulated texture and invented texture.	X	X	X		

Arts, Humanities, and Communications
A.A. Degree: University Preparation Emphasis in Art and Design

PLDs: Upon satisfactory completion of the course requirements for the University Preparation Emphasis in Art and Design Associate of Arts Degree the student will be able to:						
COURSE ID	CLO#: Students successfully completing this course will be able to:	1. Demonstrate preparedness to successfully continue studies in art at an upper division level.	2. Reproduce, render, and interpret in a variety of media through observation.	3. Plan, design, and produce original works of art	4. Make informed assessments of quality and effectiveness in works of art, including their own.	5. Identify and distinguish various historical periods of art.
ART 148	4. develop the visual and verbal vocabulary necessary to examine and review the strengths and weaknesses of paintings created by other students and artists.	x			x	x
ART 148	5. demonstrate a clear understanding of historical and contemporary approaches to composition.	x	x	x	x	x
ART 148	6. apply the color theory issues surrounding portraiture.	x	x	x		x
ART 148	7. recognize the importance of experimental painting surfaces with regard to oil painting.	x	x	x		x
ART 148	8. develop the visual and verbal vocabulary necessary to examine and review the strengths and weaknesses of paintings created by other students and artists.	x			x	x
ART 164	1. recognize the major monuments of the great art periods from the prehistoric to the Medieval era focusing on the Western Tradition.	x			x	x
ART 164	2. demonstrate comprehension of the general style, composition, color harmonies, techniques, and medium qualities of a work of art.	x			x	x
ART 164	3. evaluate the basic qualities of an artwork, i.e. style, composition, color, technique, and medium.	x			x	x
ART 164	4. evaluate original works of art.	x			x	x

Arts, Humanities, and Communications
A.A. Degree: University Preparation Emphasis in Art and Design

PLOs:
Upon satisfactory completion of the course requirements for the University Preparation Emphasis in Art and Design Associate of Arts Degree the student will be able to:

COURSE ID	CLOs: Students successfully completing this course will be able to:	1. Demonstrate preparedness to successfully continue studies in art at an upper division level.	2. Reproduce, render, and interpret in a variety of media through observation.	3. Plan, design, and produce original works of art	4. Make informed assessments of quality and effectiveness in works of art, including their own.	5. Identify and distinguish various historical periods of art.
ART 165	1. recognize the major monuments of the great art periods from the Renaissance to the Modern era in Europe from c. 1300 to the present.	X			X	X
ART 165	2. demonstrate their comprehension of the general style, composition, color harmonies, techniques, and medium qualities of a work of art.	X			X	X
ART 165	3. recognize the general style, composition, color, technique, and medium qualities of a work of art through close examination.	X			X	X
ART 165	4. evaluate original works of art.	X			X	X

Qualitative Analysis and Reflection on Program PLOs WORKSHEET

Faculty Members Present:

Tom		
Richard		
Doug		
Paul		
Bob		

Please provide a brief and cogent narrative in response to each of the following questions. Responses will be used to reflect on learning outcomes and be used for data analysis and planning.

1. Do the course learning outcomes (CLOs) represent the overall purpose(s) of the course(s)? Please explain why or why not.

Yes. Between the studio courses + Art history offerings, the CLOs ^{comprehensively} cover the very broad range of information + techniques Art courses offer to the student.

2. Do the program learning outcomes (PLOs) represent the overall purpose(s) of the program? Please explain why or why not.

Yes. The PLO's aligned with studio courses balance outcomes to best reflect a student learning hands on, viable artwork creation as well as the Historical, background + depth of technical vocabulary to look critically at artwork(s).

3. How well did the course learning outcomes (CLOs) fulfill, support and align with the program learning outcomes (PLOs)? Please explain.

They align very well. If there is any room for improvement it would be to strengthen the #5 PLO within the studio courses.

Qualitative Analysis and Reflection on Program PLOs WORKSHEET

4. You've mapped your CLOs to PLOs. You've also been provided CLO assessment data in your packet; now, take some time to reflect on, consider and analyze the data you have. What does your CLO data tell you about your PLOs?

(86%)
We had an issue with students successfully completing the pottery CLO's in ceramics due to space + lack of equipment. We successfully procured 4 new pottery wheels to aid in the successful completion of these CLO's - will renovate this fall

In drawing 120, Art dept. only had 80% success rate for the value CLO due to inadequate quality of lighting. The art dept needs better lighting.

5. In reviewing the questions above, please identify an action plan.

Action Plan:
Art Dept. plans to ask for more funding to get better lighting.
We also plan to reduce the number of CLO's

Arts, Humanities, Communications

A.A. Degree: Music

PLOs: Upon satisfactory completion of the course requirements for the Music Associate of ~~Science~~ ^{Arts} Degree the student will be able to:

(Arts) ✓

COURSE ID	CLOs: Students successfully completing this course will be able to:	1. Demonstrate musical literacy by decoding music notation through their instrument and/or voice.	2. Demonstrate the ability to use basic musical notation.	3. Perform and stylistically interpret music on their applied instrument/voice in an ensemble and/or in a solo setting.	4. Demonstrate an awareness of the scope, variety, structure and form of works in the canon of traditional western art music.
MUSA 121	1. Play simple musical works at piano using both hands.	✓	✓	✓	✓
MUSA 121	2. Play demonstrating command over musical concepts: rhythm, sound, articulation, balance.	✓	✓	✓	X
MUSA 121	3. Translate notation from musical scores into playing, hands together, counting out loud.	✓	✓	✓	✓
MUSA 122	1. Perform in recital complete musical works from different stylistic periods, including the Baroque, Classical, Romantic, 20th-century and contemporary, at the piano.	✓	✓	✓	✓
MUSA 122	2. Demonstrate at the piano mastery of musical concepts, including rhythm, tone, articulation, and balance.	✓	✓	✓	
MUSA 122	3. Translate notation from musical scores into playing, hands together, counting out loud.	✓	✓	✓	
MUSA 123	1. Perform in recital complete musical works from different stylistic periods, including the Baroque, Classical, Romantic, 20th-century and contemporary, at the piano using both hands.	✓	✓	✓	✓
MUSA 123	2. Demonstrate at the piano mastery of musical concepts, including rhythm, tone, articulation, and balance.	✓	✓	✓	
MUSA 123	3. Translate notation from musical scores into playing, hands together, counting out loud.	✓	✓	✓	
MUSA 124	1. Perform in recital complete musical works of advanced level from different stylistic periods including the Baroque, Classical, Romantic, 20th-century and contemporary, at piano using both hands.	✓	✓	✓	✓

Arts, Humanities, Communications

A.A. Degree: Music

PLOs:
 Upon satisfactory completion of the course requirements for the Music Associate of ^{Arts} Science Degree the student will be able to:

COURSE ID	CLO#: Students successfully completing this course will be able to:	1. Demonstrate musical literacy by decoding music notation through their instrument and/or voice.	2. Demonstrate the ability to use basic musical notation.	3. Perform and stylistically interpret music on their applied instrument/voice in an ensemble and/or in a solo setting.	4. Demonstrate an awareness of the scope, variety, structure and form of works in the canon of traditional western art music.
MUSA 124	2. Demonstrate at the piano mastery of musical concepts, including rhythm, sound, articulation, and balance.				
MUSA 124	3. Translate notation from musical scores into playing, hands together, counting out loud.				
MUSA 145	1. Describe and distinguish in an articulate manner between elements advanced classical guitar interpretation and technique.	✓			✓
MUSA 145	2. Describe and distinguish between the prevailing styles of composition of the Medieval, Renaissance, Baroque, Romantic, Post-Romantic, Impressionistic and Contemporary for the instrument at the advanced level.			✓	
MUSA 145	3. Utilize appropriate performance practices of the above-listed styles on stage during solo performances at the advanced level.	✓		✓	✓
MUSA 145	4. Utilize the same performance practices and techniques during ensemble performances at the advanced level.			✓	
MUSA 145	5. Effectively sight-read a composition at the intermediate level.	✓	✓		
MUSA 145	6. Successfully perform the first twelve scales with their appropriate right and left hand patterns.	✓			
MUSA 153	1. Use correct diction, pronunciation, and interpretation of foreign languages, and analysis of text, including, but not limited to Italian and German by using IPA and translation techniques.			X	X

Arts, Humanities, Communications
A.A. Degree: Music

PLOs:
Upon satisfactory completion of the course requirements for the Music Associate of Science Degree the student will be able to:

COURSE ID	CLO#: Students successfully completing this course will be able to:	1. Demonstrate musical literacy by decoding music notation through their instrument and/or voice.	2. Demonstrate the ability to use basic musical notation.	3. Perform and stylistically interpret music on their applied instrument/voice in an ensemble and/or in a solo setting.	4. Demonstrate an awareness of the scope, variety, structure and form of works in the canon of traditional western art music.
MUSA 153	2. Demonstrate skills in musicianship and performance practice, including accuracy in rhythm and intonation, phrasing, breathing, style, etc.	X	X	X	X
MUSA 153	3. Apply knowledge of vocal pedagogy, anatomy, and physiology of the voice in oral and written evaluations of performances.	X	/	/	X
MUSA 154	1. Use correct diction, pronunciation, and interpretation of foreign languages, and analysis of text, including, but not limited to Italian, German, French, Spanish and other languages as deemed appropriate by using IPA and translation techniques.			X	X
MUSA 154	2. Apply knowledge of vocal pedagogy, anatomy, and physiology of the voice in oral and written evaluations of performances.	X			
MUSA 154	3. Apply knowledge of vocal repertoire, composer's and historical styles, musicianship, and proper vocal technique through interpretation in performance.		X	X	X
MUSA 154	4. Give successful performances in various venues, types of productions, and/or in competitions and auditions.	X		X	X
MUSA 163	1. Identify a variety of musical terms.	✓	✓	✓	
MUSA 163	2. Demonstrate left hand strength, dexterity and accuracy in intonation.	✓	✓	✓	
MUSA 163	3. Identify and perform different tempi and dynamics.	✓	✓	✓	
MUSA 163	4. Perform a solo or ensemble work in concert.	✓	✓	✓	✓
MUSA 163	5. Identify and perform literature from different style periods.	✓	✓	✓	✓
MUSA 163	6. Demonstrate a variety of bow techniques.	✓	✓	✓	
MUSA 164	1. Identify a variety of musical terms.	✓	✓	✓	

Arts, Humanities, Communications
A.A. Degree: Music

PLOs:
Upon satisfactory completion of the course requirements for the Music Associate of Science Degree the student will be able to:

COURSE ID	CLO# Students successfully completing this course will be able to:	1. Demonstrate musical literacy by decoding music notation through their instrument and/or voice.	2. Demonstrate the ability to use basic musical notation.	3. Perform and stylistically interpret music on their applied instrument/voice in an ensemble and/or in a solo setting.	4. Demonstrate an awareness of the scope, variety, structure and form of works in the canon of traditional western art music.
MUSA 164	1. Identify a variety of musical terms.				
MUSA 164	2. Demonstrate left hand strength, dexterity and accuracy in intonation.	✓	✓	✓	
MUSA 164	3. Identify and perform different tempi and dynamics.	✓	✓	✓	
MUSA 164	4. Perform a solo or ensemble work in concert.	✓	✓	✓	✓
MUSA 164	5. Identify and perform literature from different style periods.	✓	✓	✓	✓
MUSA 164	6. Demonstrate a variety of bow techniques.	✓	✓	✓	
MUSA 173	1. Practice active listening techniques.	✓	✓	✓	
MUSA 173	2. Define rehearsal terms as specified within assigned musical literature.	✓	✓	✓	
MUSA 173	3. Identify primary melodic material within a given musical passage.	✓	✓	✓	
MUSA 173	4. Practice individual instrumental technique.	✓		✓	
MUSA 173	5. Participate in public performances.				✓
MUSA 183	1. Practice active listening techniques.	✓	✓	✓	
MUSA 183	2. Define rehearsal terms as specified within assigned musical literature.	✓	✓	✓	
MUSA 183	3. Identify primary melodic material within a given musical passage.	✓	✓	✓	
MUSA 183	4. Practice individual instrumental technique.	✓		✓	
MUSA 183	5. Participate in public performances.				✓
MUSE 145	1. Describe and distinguish between the basic elements of guitar large vs. small ensemble playing.	✓		✓ ✓	✓
MUSE 145	2. Describe and distinguish between the prevailing styles of composition of the Medieval, Renaissance, Baroque, Romantic, Post-Romantic, Impressionistic and Contemporary for large and small ensembles as applied to the instrument.			✓	✓

Arts, Humanities, Communications
A.A. Degree: Music

PLOs:
Upon satisfactory completion of the course requirements for the Music Associate of Science Degree the student will be able to:

COURSE ID	CLO#: Students successfully completing this course will be able to:	1. Demonstrate musical literacy by decoding music notation through their instrument and/or voice.	2. Demonstrate the ability to use basic musical notation.	3. Perform and stylistically interpret music on their applied instrument/voice in an ensemble and/or in a solo setting.	4. Demonstrate an awareness of the scope, variety, structure and form of works in the canon of traditional western art music.
MUSE 145	3. Use a vocabulary of musical terms to accurately describe guitar ensemble music.	✓	✓		
MUSE 145	4. Apply the above to group performances.			✓	
MUSE 155	1. Demonstrate improvement in individual singing.	✓	✓		
MUSE 155	2. Demonstrate improvement in aural skills.	✓	✓		
MUSE 155	3. Participate thoughtfully and actively in the choral rehearsal.			✓	
MUSE 155	4. Study, rehearse and perform in public a variety of choral repertoire.			✓	
MUSE 155	5. Demonstrate knowledge of the diversity of musical styles of different historical and cultural origins through performance and academic discourse.				✓
MUSE 155	6. Be an active advocate of music in society.				
MUSE 161	1. Identify and demonstrate a variety of musical performance techniques.	✓	✓	✓	✓
MUSE 161	2. Perform music from different eras in a large ensemble demonstrating rhythmic accuracy, good intonation, dynamic variety, and beautiful tone color.	✓	✓	✓	✓
MUSE 161	3. Identify, compare, and contrast different aspects of musical styles.	✓	✓	✓	
MUSE 161	4. Perform in a public large ensemble concert with an interpretive response appropriate to the style period of the music.	✓	✓	✓	✓
MUSE 161	5. Demonstrate the ability to follow the conductor in both rehearsals and concerts.	✓	✓	✓	
MUSE 165	1. Identify and demonstrate a variety of musical techniques including legato, staccato, spiccato, and slurring.	✓	✓	✓	

Arts, Humanities, Communications

A.A. Degree: Music

		PLOs: Arts Upon satisfactory completion of the course requirements for the Music Associate of Science Degree the student will be able to:			
COURSE ID	CLO#: Students successfully completing this course will be able to:	1. Demonstrate musical literacy by decoding music notation through their instrument and/or voice.	2. Demonstrate the ability to use basic musical notation.	3. Perform and stylistically interpret music on their applied instrument/voice in an ensemble and/or in a solo setting.	4. Demonstrate an awareness of the scope, variety, structure and form of works in the canon of traditional western art music.
MUSE 155	4. Study, rehearse and perform in public a variety of choral repertoire.			✓	
MUSE 155	5. Demonstrate knowledge of the diversity of musical styles of different historical and cultural origins through performance and academic discourse.				✓
MUSE 155	6. Be an active advocate of music in society.				
MUSE 161	1. Identify and demonstrate a variety of musical performance techniques.	✓	✓	✓	✓
MUSE 161	2. Perform music from different eras in a large ensemble demonstrating rhythmic accuracy, good intonation, dynamic variety, and beautiful tone color.	✓	✓	✓	✓
MUSE 161	3. Identify, compare, and contrast different aspects of musical styles.	✓	✓	✓	
MUSE 161	4. Perform in a public large ensemble concert with an interpretive response appropriate to the style period of the music.	✓	✓	✓	✓
MUSE 161	5. Demonstrate the ability to follow the conductor in both rehearsals and concerts.	✓	✓	✓	
MUSE 165	1. Identify and demonstrate a variety of musical techniques including legato, staccato, spiccato, and slurring.	✓	✓	✓	
MUSE 165	2. Perform in a chamber orchestra concert demonstrating rhythmic accuracy, good intonation, and dynamic variety.	✓	✓	✓	✓
MUSE 165	3. Demonstrate scales in several different keys.	✓	✓		
MUSE 165	4. Compare and contrast different aspects of musical styles.	✓	✓	✓	✓
MUSE 175	1. Correctly perform pitch notation on her/his instrument as prescribed by the respective instrumental part.	X	X	X	

Arts, Humanities, Communications
A.A. Degree: Music

		PLOs: Upon satisfactory completion of the course requirements for the Music Associate of Science Degree the student will be able to:			
COURSE ID	CLO#: Students successfully completing this course will be able to:	1. Demonstrate musical literacy by decoding music notation through their instrument and/or voice.	2. Demonstrate the ability to use basic musical notation.	3. Perform and stylistically interpret music on their applied instrument/voice in an ensemble and/or in a solo setting.	4. Demonstrate an awareness of the scope, variety, structure and form of works in the canon of traditional western art music.
MUSE 165	2. Perform in a chamber orchestra concert demonstrating rhythmic accuracy, good intonation, and dynamic variety.	✓	✓	✓	✓
MUSE 165	3. Demonstrate scales in several different keys.	✓	✓		
MUSE 165	4. Compare and contrast different aspects of musical styles.	✓	✓	✓	✓
MUSE 175	1. Correctly perform pitch notation on her/his instrument as prescribed by the respective instrumental part.	✓	✓	✓	
MUSE 175	2. Correctly perform rhythmic notation on her/his instrument as prescribed by the respective instrumental part.	✓	✓	✓	
MUSE 175	3. Correctly perform metric notation on her/his instrument as prescribed by the respective instrumental part.	✓	✓	✓	
MUSE 175	4. Demonstrate the ability to tune her/his instrument based on the readings of an electronic tuner.			X	
MUST 101	1. Express basic musical thoughts using musical notation on staff paper.	✓	✓		
MUST 101	2. Write scales on treble and bass clefs.	✓	✓		
MUST 101	3. Write key signatures on treble and bass clefs.	✓	✓		
MUST 101	4. Read musical notation and translate into singing or rhythmic tapping.	✓	✓		
MUST 111	1. Sight read rhythm.	✓	✓		
MUST 111	2. Dictate rhythm.	✓	✓		
MUST 111	3. Define and applied in performance musical terminology pertaining to rhythm.	✓	✓		
MUST 120	1. Read and write music in bass, alto and treble clefs.	✓	✓		
MUST 120	2. Write all modes of diatonic scales using accidentals, rather than key signatures.	✓	✓		
MUST 120	3. Write key signatures of all diatonic scales.	✓	✓		

Arts, Humanities, Communications
A.A. Degree: Music

PLDs:
Upon satisfactory completion of the course requirements for the Music Associate of Science Degree the student will be able to:

COURSE ID	CLO#: Students successfully completing this course will be able to:	1. Demonstrate musical literacy by decoding music notation through their instrument and/or voice.	2. Demonstrate the ability to use basic musical notation.	3. Perform and stylistically interpret music on their applied instrument/voice in an ensemble and/or in a solo setting.	4. Demonstrate an awareness of the scope, variety, structure and form of works in the canon of traditional western art music.
MUST 120	4. Identify possible keys of a given key signature, and implied by musical passages.	✓	✓		
MUST 120	5. Write triads and seventh chords and their inversions.	✓	✓		
MUST 120	6. Identify triads and sevenths chords in all inversions.	✓	✓		
MUST 120	7. Label scale degrees by number, as well as chords built on them by Roman numeral.	✓	✓		
MUST 121	1. Create harmonic progressions in four parts using musical notation.	✓	✓		
MUST 121	2. Analyze musical works from various stylistic periods using Roman numerals.	✓	✓		✓
MUST 121	3. Compose short musical excerpts representing simple harmonic progressions.	✓	✓		✓
MUST 122	1. Create harmonic progressions in 4 parts using musical notation.	✓	✓		✓
MUST 122	2. Harmonize a Soprano line using 18th century voice leading guidelines.	✓	✓		✓
MUST 122	3. Analyze musical works from various stylistic periods using Roman numerals.	✓	✓		✓
MUST 122	4. Compose musical excerpts representing typical harmonic progressions.	✓	✓		✓
MUST 123	1. Create harmonic progressions that incorporate chords from outside the key (chromaticism).	✓	✓		✓
MUST 123	2. Analyze musical works from various stylistic periods using formal structure guidelines and Roman numerals.	✓	✓		✓
MUST 123	3. Compose musical excerpts representing formal units.	✓	✓		✓
MUST 124	1. Create Complex harmonic progressions that incorporate chords from outside the key (chromaticism).	✓	✓		✓
MUST 124	2. Analyze musical works from various stylistic periods using formal structure guidelines and Roman numerals.	✓	✓		✓

Arts, Humanities, Communications
A.A. Degree: Music

PLOs:
Upon satisfactory completion of the course requirements for the Music Associate of Science Degree the student will be able to:

COURSE ID	CLOs: Students successfully completing this course will be able to:	1. Demonstrate musical literacy by decoding music notation through their instrument and/or voice.	2. Demonstrate the ability to use basic musical notation.	3. Perform and stylistically interpret music on their applied instrument/voice in an ensemble and/or in a solo setting.	4. Demonstrate an awareness of the scope, variety, structure and form of works in the canon of traditional western art music.
MUST 124	3. Compose longer musical excerpts representing formal units.	✓	✓		✓
MUST 130	1. Document twenty hours of listening activities, including both recorded excerpts contained in the Music Lab, as well as live performances given by MIC and/or local collegiate and/or professional ensembles.	✓	✓		
MUST 130	2. Demonstrate mastery of aural skills using Practica Musica software at a level corresponding to that of the Aural Skills course in which (s)he is enrolled concurrently.	✓	✓		
MUST 131	1. Sing major scales using solfege syllables (do, re, mi, fa, sol, la, ti).	✓	✓		
MUST 131	2. Translate notation from a musical score into actual sound: intervals, phrases, complete melodies by means of singing.	✓	✓		
MUST 131	3. Translate rhythmic notation from musical score into actual sound by means of singing, clapping, and tapping on desk.	✓	✓		
MUST 132	1. Sing Major and minor scales using solfege syllables (do, re, mi, fa, sol, la, ti).	✓	✓		
MUST 132	2. Translate notation from a musical score into actual sound: complete melodies that modulate.	✓	✓		
MUST 132	3. Translate rhythmic notation from musical score into actual sound by means of singing, clapping, and tapping on desk.	✓	✓		
MUST 132	4. Notate intervals and short melodic excerpts played at the piano (musical dictation).	✓	✓		
MUST 133	1. Sing all scales using solfege syllables (do, re, mi, fa, sol, la, ti).	✓	✓		✓
MUST 133	2. Sing and conduct complete melodies from a musical score.	✓	✓		✓

Arts, Humanities, Communications
A.A. Degree: Music

PLOs:
Upon satisfactory completion of the course requirements for the Music Associate of ~~Science~~ ^{Arts} Degree the student will be able to:

COURSE ID	CLOs: Students successfully completing this course will be able to:	1. Demonstrate musical literacy by decoding music notation through their instrument and/or voice.	2. Demonstrate the ability to use basic musical notation.	3. Perform and stylistically interpret music on their applied instrument/voice in an ensemble and/or in a solo setting.	4. Demonstrate an awareness of the scope, variety, structure and form of works in the canon of traditional western art music.
MUST 130	2. Demonstrate mastery of aural skills using Practica Musica software at a level corresponding to that of the Aural Skills course in which (s)he is enrolled concurrently.	✓	✓		
MUST 131	1. Sing major scales using solfege syllables (do, re, mi, fa, sol, la, ti).	✓	✓		✓
MUST 131	2. Translate notation from a musical score into actual sound: intervals, phrases, complete melodies by means of singing.	✓	✓		✓
MUST 131	3. Translate rhythmic notation from musical score into actual sound by means of singing, clapping, and tapping on desk	✓	✓		✓
MUST 132	1. Sing Major and minor scales using solfege syllables (do, re, mi, fa, sol, la, ti).	✓	✓		
MUST 132	2. Translate notation from a musical score into actual sound: complete melodies that modulate.	✓	✓		
MUST 132	3. Translate rhythmic notation from musical score into actual sound by means of singing, clapping, and tapping on desk.	✓	✓		
MUST 132	4. Notate intervals and short melodic excerpts played at the piano (musical dictation).	✓	✓		
MUST 133	1. Sing all scales using solfege syllables (do, re, mi, fa, sol, la, ti).	✓	✓		✓
MUST 133	2. Sing and conduct complete melodies from a musical score.	✓	✓		✓
MUST 133	3. Translate rhythmic notation from musical score into actual sound by means of singing, clapping, tapping and conducting.	✓	✓		✓
MUST 133	4. Notate soprano and bass melodic excerpts played at the piano using musical notation (musical dictation).	✓	✓		✓
MUST 134	1. Sing all scales using solfege syllables (do, re, mi, fa, sol, la, ti).	✓	✓		✓

Arts, Humanities, Communications
A.A. Degree: Music

PLOs:

Upon satisfactory completion of the course requirements for the Music Associate of Science Degree the student will be able to:

COURSE ID	CLO#: Students successfully completing this course will be able to:	1. Demonstrate musical literacy by decoding music notation through their instrument and/or voice.	2. Demonstrate the ability to use basic musical notation.	3. Perform and stylistically interpret music on their applied instrument/voice in an ensemble and/or in a solo setting.	4. Demonstrate an awareness of the scope, variety, structure and form of works in the canon of traditional western art music.
MUST 133	3. Translate rhythmic notation from musical score into actual sound by means of singing, clapping, tapping and conducting.	✓	✓		✓
MUST 133	4. Notate soprano and bass melodic excerpts played at the piano using musical notation (musical dictation).	✓	✓		✓
MUST 134	1. Sing all scales using solfege syllables (do, re, mi, fa, sol, la, ti).	✓	✓		✓
MUST 134	2. Sing and conduct complete tonal and atonal melodies from musical score.	✓	✓		✓
MUST 134	3. Translate rhythmic notation from musical score into actual sound by means of singing, clapping, tapping and conducting.	✓	✓		✓
MUST 134	4. Notate soprano, bass and Roman numerals representing excerpts played at the piano using musical notation (musical dictation).	✓	✓		✓

Qualitative Analysis and Reflection on Program PLOs WORKSHEET

Faculty Members Present:

Cherrie Llewellyn		
David D. Chansu		
Alejandro Sabre		
Erik Maki		
Anne Martin		

Please provide a brief and cogent narrative in response to each of the following questions. Responses will be used to reflect on learning outcomes and be used for data analysis and planning.

1. Do the course learning outcomes (CLOs) represent the overall purpose(s) of the course(s)? Please explain why or why not.

Yes, overall the CLO's accurately reflect the purpose of our courses. However, some could be refined. In some instances the number of CLO's could be increased, while in other instances they could be decreased.

2. Do the program learning outcomes (PLOs) represent the overall purpose(s) of the program? Please explain why or why not. (about 3)

Yes, the PLO's represent the overall purpose of the program. The syntax will be refined.

3. How well did the course learning outcomes (CLOs) fulfill, support and align with the program learning outcomes (PLOs)? Please explain.

The CLO's fulfill, support, and align with the PLO's. Once the above changes are made, the CLO's will more accurately reflect the PLO's.

Qualitative Analysis and Reflection on Program PLOs WORKSHEET

4. You've mapped your CLOs to PLOs. You've also been provided CLO assessment data in your packet; now, take some time to reflect on, consider and analyze the data you have. What does your CLO data tell you about your PLOs?

Our CLO's are succinct and accurately reflect the outcomes of our classes. Music students' progress is monitored via the sequence of music theory courses and performance evaluations. This progress is monitored throughout their 4 semesters as the students are guided towards completion of the A.A. degree.

5. In reviewing the questions above, please identify an action plan.

Action Plan:

The music department faculty will meet during the fall semester to refine the PLO's. Individual music faculty members will review their respective CLO's. The curriculum committee will be notified of these updates no later than Spring of 2013.

General Studies General Education
A.A. Degree: General Studies, Emphasis in Humanities

PLOs:
 Upon satisfactory completion of the course requirements for the General Studies, Emphasis In Humanities Associate of Arts Degree the student will be able to:

<p>CLOs: Students successfully completing this course will be able to:</p>	<p>1. Follow the Career and Technical Education Pathway for associate degree on page 71 of the 2011-2012 MJC Catalog. Satisfactory completion of this pathway will result in an associate degree from Modesto Junior College.</p>	<p>2. In fulfillment of the Career and Technical Education Pathway degree requirements, select and complete a General Studies emphasis from the following pages. Coursework completed in fulfillment of a General Education requirement cannot be reapplied toward a General Studies emphasis.</p>	<p>3. For this non-transfer emphasis, complete a minimum of 18 units from the list below. Of that 18 units, select two disciplines. Complete 6 Units in each. Students may not double-count units with General Education courses.</p>
<p>1. Describe the basic concepts, methods of inquiry, and the theories of anthropological linguistics; and</p>	<p>Demonstrate Culture...</p>	<p>des... judgments</p>	
<p>2. Identify significant data and models that contribute to our knowledge of human language.</p>	<p>X</p>	<p>X</p>	
<p>1. demonstrate technique and understanding through the act of drawing using one-point perspective.</p>	<p>X</p>		
<p>2. describe the concepts of symmetrical balance and asymmetrical balance.</p>		<p>X</p>	
<p>3. describe the concepts of open compositions and closed compositions.</p>		<p>X</p>	
<p>4. accurately depict form on a flat surface, and demonstrate technique and understanding through the act of drawing using contour lines.</p>		<p>X</p>	
<p>5. use various drawing media and demonstrate ability to draw representationally with chosen medium.</p>		<p>X</p>	
<p>6. demonstrate understanding of identification of light source and render the role of light and shadow to create the illusion of form on a flat surface.</p>		<p>X</p>	
<p>1. describe the three basic strategies to create balance in two-dimensional design.</p>		<p>X</p>	

General Studies General Education
A.A. Degree: General Studies, Emphasis in Humanities

PLOs:
Upon satisfactory completion of the course requirements for the General Studies, Emphasis in Humanities Associate of Arts Degree the student will be able to:

<p>CLO#: Students successfully completing this course will be able to:</p>	<p>1. Follow the Career and Technical Education Pathway for associate degree on page 73 of the 2011-2012 MIC Catalog. Satisfactory completion of this pathway will result in an associate degree form Modesto Junior College.</p>	<p>2. In fulfillment of the Career and Technical Education Pathway degree requirements, select and complete a General Studies emphasis from the following pages. Coursework completed in fulfillment of a General Education requirement cannot be reapplied toward a General Studies emphasis.</p>	<p>3. For this non-transfer emphasis, complete a minimum of 18 units from the list below. Of that 18 units, select two disciplines. Complete 6 Units in each. Students may not double-count units with General Education courses.</p>
<p>2. Describe the subtractive process of color theory, and demonstrate that knowledge by creating a twelve-hue color wheel using only the primary colors.</p>	<p>Demonstrate awareness of the various ways that culture & ethnicity affect individual experience & society & world</p>	<p>Demonstrate the ability to make well considered aesthetic judgments</p>	<p>Counts as a class listed</p>
<p>3. develop the visual and verbal vocabulary necessary to examine and review the strengths and weaknesses of designs created by other students or designers.</p>		<p>X</p>	
<p>4. utilize four different line techniques, and demonstrate their ability to apply contour line, parallel line hatching, scribble and stipple to specific drawing problems.</p>		<p>X</p>	
<p>5. Describe the role of invented texture, and demonstrate that understanding through the execution of a collage portrait using found text.</p>		<p>X</p>	
<p>6. Utilize the proper terms for and applied vocabulary of compositional and color theory.</p>		<p>X</p>	
<p>1. describe the proper terms for and applied vocabulary for the theory and practice of sculpture.</p>		<p>X</p>	
<p>2. describe the technical method of manipulation for creating three-dimensional forms and demonstrate this knowledge through the modeling of plaster over an armature.</p>		<p>X</p>	
<p>3. explain the technical method of addition.</p>		<p>X</p>	

General Studies General Education
A.A. Degree: General Studies, Emphasis in Humanities

PLOs:
 Upon satisfactory completion of the course requirements for the General Studies, Emphasis in Humanities Associate of Arts Degree the student will be able to:

<p>CLOs: Students successfully completing this course will be able to:</p>	<p>1. Follow the Career and Technical Education Pathway for associate degree on page 71 of the 2011-2012 MJC Catalog. Satisfactory completion of this pathway will result in an associate degree from Modesto Junior College.</p> <p><i>Cultural</i> <i>See page #1</i></p>	<p>2. In fulfillment of the Career and Technical Education pathway degree requirements, select and complete a General Studies emphasis from the following pages. Coursework completed in fulfillment of a General Education requirement cannot be reapplied toward a General Studies emphasis.</p> <p><i>aesthetic</i></p>	<p>3. For this non-transfer emphasis, complete a minimum of 18 units from the list below. Of that 18, units, select two disciplines. Complete 6 Units in each. Students may not double-count units with General Education courses.</p>
<p>4. apply the technical method of subtraction (carving).</p>		X	
<p>5. develop the visual and verbal vocabulary necessary to examine and review the strengths and weaknesses of sculptures created by other students and artists.</p>		X	
<p>1. list and define the proper art terms and vocabulary.</p>		X	
<p>2. list and describe the elements of Art and principles of design.</p>		X	
<p>3. list and describe the basic media used in two and three dimensional artwork.</p>		X	
<p>4. evaluate art work : based on historical context and intent of the artist.</p>	X		
<p>1. recognize the major monuments of the great art periods of the Renaissance era from c. 1300 to 1600 in the Western Tradition.</p>	X		
<p>2. demonstrate comprehension of the general style, composition, color harmonies, techniques, and medium qualities of a work of art.</p>		X	
<p>3. evaluate the basic qualities of an artwork, i.e. style, composition, color, technique, and medium.</p>		X	
<p>4. evaluate original works of art.</p>		X	
<p>1. recognize the major monuments of the great art periods of the Modern era in the Western Tradition from c. 1776 to the present.</p>	X		
<p>2. demonstrate comprehension of the general style, composition, color harmonies, techniques, and medium qualities of a work of art.</p>		X	

General Studies General Education
A.A. Degree: General Studies, Emphasis in Humanities

PLOs:
 Upon satisfactory completion of the course requirements for the General Studies, Emphasis in Humanities Associate of Arts Degree the student will be able to:

CLO#: Students successfully completing this course will be able to:	1. Follow the Career and Technical Education Pathway for associate degree on page 71 of the 2011-2012 MIC Catalog. Satisfactory completion of this pathway will result in an associate degree from Modesto Junior College.	2. In fulfillment of the Career and Technical Education Pathway degree requirements, select and complete a General Studies emphasis from the following pages. Coursework completed in fulfillment of a General Education requirement cannot be reapplied toward a General Studies emphasis.	3. For this non-transfer emphasis, complete a minimum of 18 units from the list below. Of that 18 units, select two disciplines. Complete 6 Units in each. Students may not double-count units with General Education courses.
3. evaluate the basic qualities of an artwork, i.e. style, composition, color, technique, and medium.		X	
4. evaluate original works of art.		X	
1. recognize the major monuments of the great art periods from the prehistoric to the Medieval era focusing on the Western Tradition.	X		
2. demonstrate comprehension of the general style, composition, color harmonies, techniques, and medium qualities of a work of art.		X	
3. evaluate the basic qualities of an artwork, i.e. style, composition, color, technique, and medium.	-	X	
4. evaluate original works of art.		X	
1. recognize the major monuments of the great art periods from the Renaissance to the Modern era in Europe from c. 1300 to the present.	X		
2. demonstrate their comprehension of the general style, composition, color harmonies, techniques, and medium qualities of a work of art.		X	
3. recognize the general style, composition, color, technique, and medium qualities of a work of art through close examination.		X	
4. evaluate original works of art.		X	
No CLO's in P-Net			
1. demonstrate how light and chemicals interact with film and paper to create photographic images.		X	
2. address fundamental visual and/or conceptual themes.		X	

General Studies General Education
A.A. Degree: General Studies, Emphasis in Humanities

PLOs:
 Upon satisfactory completion of the course requirements for the General Studies, Emphasis in Humanities Associate of Arts Degree the student will be able to:

CLOs: Students successfully completing this course will be able to:	1. Follow the Career and Technical Education Pathway for associate degree on page 71 of the 2011-2012 MJC Catalog. Satisfactory completion of this pathway will result in an associate degree form Modesto Junior College.	2. In fulfillment of the Career and Technical Education Pathway degree requirements, select and complete a General Studies emphasis from the following pages. Coursework completed in fulfillment of a General Education requirement cannot be reapplied toward a General Studies emphasis.	3. For this non-transfer emphasis, complete a minimum of 18 units from the list below. Of that 18 units, select two disciplines. Complete 6 Units in each. Students may not double-count units with General Education courses.
3. analyze and evaluate artwork from technical and conceptual perspectives.		X	
4. identify general aesthetic movements and the work of a wide range of culturally and socially diverse photographers in contemporary and historic photography.	X		
5. demonstrate fluency in camera operation and introductory darkroom skills (film and print processing, including contrast controls, toning, and other print enhancements) to create original photography as personal expression.		X	
6. demonstrate introductory-level presentation techniques including spotting, dry mounting, and alternative print surface and other appropriate presentation strategies.		X	
1. explain an introductory understanding of how light and chemicals interact with film and paper to create photographic images.		X	
2. relate fundamental visual and/or conceptual themes.		X	
3. explain a basic understanding of the relationship between form and content.		X	
4. analyze and evaluate artwork from technical and conceptual perspectives.		X	
5. develop an appreciation for a few culturally and socially diverse art forms, representations, and practices.		X	

General Studies General Education
A.A. Degree: General Studies, Emphasis in Humanities

PLOs:
 Upon satisfactory completion of the course requirements for the General Studies, Emphasis in Humanities Associate of Arts Degree the student will be able to:

<p>CLO#: Students successfully completing this course will be able to:</p>	<p>1. Follow the Career and Technical Education Pathway for associate degree on page 71 of the 2011-2012 MJC Catalog. Satisfactory completion of this pathway will result in an associate degree from Modesto Junior College.</p>	<p>2. In fulfillment of the Career and Technical Education Pathway degree requirements, select and complete a General Studies emphasis from the following pages. Coursework completed in fulfillment of a General Education requirement cannot be reapplied toward a General Studies emphasis.</p>	<p>3. For this non-transfer emphasis, complete a minimum of 18 units from the list below. Of that 18 units, select two disciplines. Complete 6 Units in each. Students may not double-count units with General Education courses.</p>
<p>6. demonstrate an introductory-level understanding of camera operation and darkroom skills (film and introductory print processing) to create original photography as personal expression.</p>		X	
<p>7. demonstrate introductory-level presentation techniques including spotting and dry mounting.</p>		X	
<p>1. develop a further understanding of how light and chemicals interact with film and paper to create photographic images.</p>		X	
<p>2. further address fundamental visual and/or conceptual themes.</p>		X	
<p>3. develop a deeper understanding of the relationship between form and content, and an introductory level understanding of the principles of design and elements of composition related to photography.</p>		X	
<p>4. analyze and evaluate artwork from technical and conceptual perspectives and to receive responsively suggestions about and criticisms of his or her own work from others.</p>		X	
<p>5. develop an appreciation for a wide range of culturally and socially diverse art forms, representations, and practices.</p>	X		
<p>6. demonstrate a fluency in camera operation and darkroom skills (film and print processing, including contrast control, alternate printing, and print toning) to create original photography as personal expression.</p>		X	

General Studies General Education
A.A. Degree: General Studies, Emphasis in Humanities

PLOs: Upon satisfactory completion of the course requirements for the General Studies, Emphasis in Humanities Associate of Arts Degree the student will be able to:			
CLO#: Students successfully completing this course will be able to:	1. Follow the Career and Technical Education Pathway for associate degree on page 71 of the 2011-2012 MIC Catalog. Satisfactory completion of this pathway will result in an associate degree from Modesto Junior College.	2. In fulfillment of the Career and Technical Education Pathway degree requirements, select and complete a General Studies emphasis from the following pages. Coursework completed in fulfillment of a General Education requirement cannot be reapplied toward a General Studies emphasis.	3. For this non-transfer emphasis, complete a minimum of 18 units from the list below. Of that 18 units, select two disciplines. Complete 6 Units in each. Students may not double-count units with General Education courses.
7. demonstrate introductory-level presentation techniques including spotting, drymounting, and alternative print surface.		X	
1. Identify important animators in history.	X		
2. Explain animation's influence on popular culture.	X		
3. Analyze animation genres and styles.		X	
1. Demonstrate critical thinking in their analysis of plays, poetry, and fiction;		X	
2. Demonstrate close reading through discussion and debate of literary works;		X	
3. Demonstrate the ability to summarize and paraphrase secondary sources and explain their relevance to assigned literary works;	X		
4. Write literary analysis that makes reference to primary and secondary works and that demonstrates an understanding of literature as a window onto history, society, humanity and self. Essays should (a) demonstrate the use of quote analysis and persuasive forms of writing; (b) demonstrate correct MLA formatting and documentation style; (c) demonstrate mastery over written language, including syntax, punctuation, grammar, and spelling; and (d) show evidence of drafting, revising, and editing to reflect an academic style and tone.		X	
1. Demonstrate the ability to define and use terminology commonly found in the analysis of fiction (e.g., mood, setting, point of view, theme, conflict, plot, and subplot);		X	

General Studies General Education
A.A. Degree: General Studies, Emphasis in Humanities

PLOs:
 Upon satisfactory completion of the course requirements for the General Studies, Emphasis in Humanities Associate of Arts Degree the student will be able to:

<p>CLOs: Students successfully completing this course will be able to:</p>	<p>1. Follow the Career and Technical Education Pathway for associate degree on page 71 of the 2011-2012 MJC Catalog. Satisfactory completion of this pathway will result in an associate degree form Modesto Junior College.</p>	<p>2. In fulfillment of the Career and Technical Education Pathway degree requirements, select and complete a General Studies emphasis from the following pages. Coursework completed in fulfillment of a General Education requirement cannot be reapplied toward a General Studies emphasis.</p>	<p>3. For this non-transfer emphasis, complete a minimum of 18 units from the list below. Of that 18 units, select two disciplines. Complete 6 Units in each. Students may not double-count units with General Education courses.</p>
<p>2. Demonstrate knowledge of the historical development of prose fiction; and</p>	X		
<p>3. Demonstrate the ability to write analytically and critically about literature and to support a literary analysis thesis by offering specific evidence from works under discussion, related works, information from class lecture, and/or readings about the art and technique of fiction.</p>	X		
<p>1. Demonstrate the ability to define and use terminology commonly found in the analysis of poetry (e.g. rhythm, rhyme, meter, stanza, verse, symbolism, imagery, allegory, tone, alliteration, etc.).</p>	X	X	
<p>2. Demonstrate knowledge of major movements, forms and poetic styles from various cultures and recognize impact on contemporary poetry.</p>	X	X	
<p>3. Demonstrate the ability to write a thesis driven critical essay which offers analysis of poetry using explication and/or literary theory.</p>		X	
<p>1. Define and use terminology commonly found in the analysis of drama (e.g. mood, setting, characterization, theme, conflict, plot, and subplot);</p>		X	
<p>2. Describe major periods or movements (e.g. Elizabethan drama or Theater of the Absurd) in the historical development of drama and explain what their thematic interests and formal characteristics suggest about the culture at that time; and</p>	X		

General Studies General Education
A.A. Degree: General Studies, Emphasis in Humanities

PLOs:
 Upon satisfactory completion of the course requirements for the General Studies, Emphasis in Humanities Associate of Arts Degree the student will be able to:

CLO#: Students successfully completing this course will be able to:	1. Follow the Career and Technical Education Pathway for associate degree on page 71 of the 2011-2012 MJC Catalog. Satisfactory completion of this pathway will result in an associate degree from Modesto Junior College.	2. In fulfillment of the Career and Technical Education Pathway degree requirements, select and complete a General Studies emphasis from the following pages. Coursework completed in fulfillment of a General Education requirement cannot be reapplied toward a General Studies emphasis.	3. For this non-transfer emphasis, complete a minimum of 18 units from the list below. Of that 18 units, select two disciplines. Complete 6 Units in each. Students may not double-count units with General Education courses.
3. Demonstrate the ability to write a thesis-driven essay that analyzes drama using explication and/or literary theory.		X	
1. Identify and define literary techniques relevant to the study of world literature from its beginnings to 1500;	X		
2. Describe genres, periods, and themes relevant to the study of world literature from its beginnings to 1500; and	X		
3. Analyze and explain the literary, historical, and cultural significance of world literature from its beginnings to 1500.	X		
1. Demonstrate the ability to identify and define literary techniques relevant to the study of world literature from 1500 to the present;	X		
2. Demonstrate the ability to describe genres, periods, and themes relevant to the study of world literature from 1500 to the present; and	X		
3. Demonstrate the ability to analyze and explain the literary, historical, and cultural significance of important works of world literature from 1500 to the present.	X		
1. Identify and define literary techniques relevant to the study of early American literature;	X	X	
2. Describe genres, periods, and themes relevant to the study of early American literature;	X	X	
3. Analyze and explain the literary, historical, and cultural significance of important works of early American literature.	X	X	

General Studies General Education
A.A. Degree: General Studies, Emphasis in Humanities

PLOs:
 Upon satisfactory completion of the course requirements for the General Studies, Emphasis in Humanities Associate of Arts Degree the student will be able to:

<p>CLOs: Students successfully completing this course will be able to:</p>	<p>1. Follow the Career and Technical Education Pathway for associate degree on page 71 of the 2011-2012 MJC Catalog. Satisfactory completion of this pathway will result in an associate degree from Modesto Junior College.</p>	<p>2. In fulfillment of the Career and Technical Education Pathway degree requirements, select and complete a General Studies emphasis from the following pages. Coursework completed in fulfillment of a General Education requirement cannot be reapplied toward a General Studies emphasis.</p>	<p>3. For this non-transfer emphasis, complete a minimum of 18 units from the list below. Of that 18 units, select two disciplines. Complete 6 Units in each. Students may not double-count units with General Education courses.</p>
<p>1. Identify and define literary techniques relevant to the study of American literature from 1850 to the present;</p>		X	
<p>2. Describe genres, periods, and themes relevant to the study of American literature from 1850 to the present; and</p>	X	X	
<p>3. Analyze and explain the literary, historical, and cultural significance of important works of American literature from 1850 to the present.</p>		X	X
<p>1. Demonstrate the ability to identify and define literary techniques relevant to the study of British literature from its beginnings to the 18th century;</p>	X		X
<p>2. Demonstrate the ability to describe genres, periods, and themes relevant to the study of British literature from its beginnings to the 18th century; and</p>	X		
<p>3. Demonstrate the ability to analyze and explain the literary, historical, and cultural significance of important works of British literature from its beginnings to the 18th century.</p>		X	
<p>1. Identify and define literary techniques relevant to the study of English literature from 1700 to the present;</p>	X		
<p>2. Describe genres, periods, and themes relevant to the study of English literature from 1700 to the present; and</p>	X		
<p>3. Analyze and explain the literary, historical, and cultural significance of important works of English literature from 1700 to the present.</p>	X	X	

General Studies General Education
A.A. Degree: General Studies, Emphasis in Humanities

PLOs:
 Upon satisfactory completion of the course requirements for the General Studies, Emphasis in Humanities Associate of Arts Degree the student will be able to:

<p>CLOs: Students successfully completing this course will be able to:</p>	<p>1. Follow the Career and Technical Education Pathway for associate degree on page 71 of the 2011-2012 MJC Catalog. Satisfactory completion of this pathway will result in an associate degree from Modesto Junior College. <i>Culture & History</i></p>	<p>2. In fulfillment of the Career and Technical Education Pathway degree requirements, select and complete a General Studies emphasis from the following pages. Coursework completed in fulfillment of a General Education requirement cannot be reapplied toward a General Studies emphasis. <i>aesthetic judgement</i></p>	<p>3. For this non-transfer emphasis, complete a minimum of 18 units from the list below. Of that 18 units, select two disciplines. Complete 6 Units in each. Students may not double-count units with General Education courses. <i>N/A</i></p>
1. Demonstrate the ability to identify and define literary techniques relevant to the study of folklore;	✓	✓	
2. Demonstrate the ability to differentiate between folklore and "fake"lore"; and	✓	✓	
3. Recognize various forms, themes and issues in folklore from different ethnicities, cultures, and historical periods.	✓	✓	
1. Analyze and explain the literary, historical, and cultural significance of a wide selection of books from the Old Testament; ;	✓		✓
2. Identify and discuss the concepts and terminology related to the literary genres, conventions, themes of the biblical texts studied;	✓	✓	✓
3. Identify the historical events, culture, and geography that shaped Old Testament writings and analyze and discuss the connections between these and the texts studied;	✓	✓	
4. Identify major Old Testament personalities and their contributions to the writings and events of their times; and	✓		
5. Analyze and discuss the effects of various translations on biblical texts.	✓	✓	
1. Demonstrate the ability to explain the major periods of development in the history of cinema and assess the impact that particular historical events, social and artistic movements, developments in media technology, and stylistic innovations of individual filmmakers have had on the film industry in each major period of its development; and	✓	✓	

General Studies General Education
A.A. Degree: General Studies, Emphasis in Humanities

PLOs:
 Upon satisfactory completion of the course requirements for the General Studies, Emphasis in Humanities Associate of Arts Degree the student will be able to:

<p>CLO#: Students successfully completing this course will be able to:</p>	<p>1. Follow the Career and Technical Education Pathway for associate degree on page 71 of the 2011-2012 MJC Catalog. Satisfactory completion of this pathway will result in an associate degree from Modesto Junior College.</p> <p><i>Culture & history</i></p>	<p>2. In fulfillment of the Career and Technical Education Pathway degree requirements, select and complete a General Studies emphasis from the following pages. Coursework completed in fulfillment of a General Education requirement cannot be reapplied toward a General Studies emphasis.</p> <p><i>aesthetic judgement</i></p>	<p>3. For this non-transfer emphasis, complete a minimum of 18 units from the list below. Of that 18 units, select two disciplines. Complete 6 Units in each. Students may not double-count units with General Education courses.</p>
<p>2. Demonstrate the ability to analyze, evaluate, and critique the manner in which particular films perpetuate and/or challenge the thematic and stylistic conventions associated with film-production in the period, movement, or national context associated with them.</p>	<p align="center">✓</p>	<p align="center">✓</p>	
<p>1. Demonstrate the ability to identify and define literary techniques relevant to the study of Shakespeare's works;</p>	<p align="center">✓</p>		
<p>2. Demonstrate the ability to identify and define genres, periods and themes relevant to Shakespeare's works; and</p>	<p align="center">✓</p>	<p align="center">✓</p>	
<p>3. Demonstrate the ability to analyze and explain the literary, historical, and cultural significance of Shakespeare's works.</p>	<p align="center">✓</p>	<p align="center">✓</p>	
<p>1. Identify, describe, and analyze various forms, themes, and issues of adolescent literature from different ethnic and cultural sources.</p>	<p align="center">✓</p>	<p align="center">✓</p>	
<p>2. Analyze and explain how adolescent literature can affect the emotional and intellectual growth of young adults.</p>	<p align="center">✓</p>	<p align="center">✓</p>	
<p>3. Explain and utilize methods of helping young adults enjoy and understand adolescent literature.</p>	<p align="center">✓</p>	<p align="center">✓</p>	
<p>1. Identify major works, authors, and illustrators of children's literature;</p>	<p align="center">✓</p>	<p align="center">✓</p>	
<p>2. Recognize various forms, themes, and issues of children's literature from different ethnic and cultural sources; and</p>	<p align="center">✓</p>		
<p>3. Describe the basic elements of the history and criticism of children's literature.</p>	<p align="center">✓</p>	<p align="center">✓</p>	

General Studies General Education
A.A. Degree: General Studies, Emphasis in Humanities

PLOs:
 Upon satisfactory completion of the course requirements for the General Studies, Emphasis in Humanities Associate of Arts Degree the student will be able to:

<p>CLO#: Students successfully completing this course will be able to:</p>	<p>1. Follow the Career and Technical Education Pathway for associate degree on page 71 of the 2011-2012 MIC Catalog. Satisfactory completion of this pathway will result in an associate degree from Modesto Junior College.</p> <p><i>Culture & History</i></p>	<p>2. In fulfillment of the Career and Technical Education Pathway degree requirements, select and complete a General Studies emphasis from the following pages. Coursework completed in fulfillment of a General Education requirement cannot be reapplied toward a General Studies emphasis.</p> <p><i>Artistic Judgment</i></p>	<p>3. For this non-transfer emphasis, complete a minimum of 18 units from the list below. Of that 18 units, select two disciplines. Complete 6 Units in each. Students may not double-count units with General Education courses.</p>
1. Demonstrate the ability to identify and define literary techniques relevant to the study of African American literature;	✓		
2. Demonstrate the ability to describe genres, periods, and themes relevant to the study of African American literature; and	✓		
3. Demonstrate the ability to analyze and explain the literary, historical, and cultural significance of important works of African American literature.	✓	✓	
1. Demonstrate the ability to identify and define literary techniques relevant to the study of Chicano literature;	✓	✓	
2. Demonstrate the ability to describe genres, periods, and themes relevant to the study of Chicano literature; and	✓	✓	
3. Demonstrate the ability to analyze and explain the literary, historical, and cultural significance of important works of Chicano literature.	✓	✓	
1. Demonstrate the ability to identify and define literary techniques relevant to the study of important works of Latin American literature;	✓	✓	
2. Demonstrate the ability to describe genres, periods, and themes relevant to the study of important works of Latin American literature; and	✓	✓	
3. Demonstrate the ability to analyze and explain the literary, historical, and cultural significance of important works of Latin American literature.	✓	✓	

General Studies General Education
A.A. Degree: General Studies, Emphasis in Humanities

PLOs:
 Upon satisfactory completion of the course requirements for the General Studies, Emphasis in Humanities Associate of Arts Degree the student will be able to:

CLO#: Students successfully completing this course will be able to:	1. Follow the Career and Technical Education Pathway for associate degree on page 71 of the 2011-2012 MJC Catalog. Satisfactory completion of this pathway will result in an associate degree from Modesto Junior College. <i>Culture & Judgment</i>	2. In fulfillment of the Career and Technical Education Pathway degree requirements, select and complete a General Studies emphasis from the following pages. Coursework completed in fulfillment of a General Education requirement cannot be reapplied toward a General Studies emphasis. <i>and judgment</i>	3. For this non-transfer emphasis complete a minimum of 18 units from the list below. Of that 18 units, select two disciplines. Complete 6 Units in each. Students may not double-count units with General Education courses.
1. Identify and define literary techniques relevant to the study of modern Asian literature;	✓		
2. Describe genres and themes relevant to the study of modern Asian literature; and	✓		
3. Analyze and explain the literary, historical, and cultural significance of important works of modern Asian literature.	✓	✓	
1. Define the impact of the material reality of culture on women's literary production in different periods of history;	✓	✓	
2. Recognize various forms, themes and issues of women's literature from different ethnicities, cultures and historical periods; and	✓	✓	
3. Analyze how form affects content in women's literature.	✓	✓	
1. Demonstrate the ability to identify and define literary techniques relevant to the study of Mexican literature;	✓	✓	
2. Demonstrate the ability to describe genres, periods, and themes relevant to the study of Mexican literature; and	✓	✓	
3. Demonstrate the ability to analyze and explain the literary, historical, and cultural significance of important works of Mexican literature.	✓	✓	
1. Demonstrate the ability to identify and define literary techniques relevant to the study of Native American literature, mythology, and the oral tradition;	✓	✓	
2. Demonstrate the ability to describe genres, periods, and themes relevant to the study of Native American literature, mythology, and the oral tradition; and	✓	✓	














General Studies General Education
A.A. Degree: General Studies, Emphasis in Humanities

PLOs:
 Upon satisfactory completion of the course requirements for the General Studies, Emphasis in Humanities Associate of Arts Degree the student will be able to:

CLOs: Students successfully completing this course will be able to:	1. Follow the Career and Technical Education Pathway for associate degree on page 71 of the 2011-2012 MJC Catalog. Satisfactory completion of this pathway will result in an associate degree from Modesto Junior College. <i>Culture & History</i>	2. In fulfillment of the Career and Technical Education Pathway degree requirements, select and complete a General Studies emphasis from the following pages. Coursework completed in fulfillment of a General Education requirement cannot be reapplied toward a General Studies emphasis. <i>critical judgment</i>	3. For this non-transfer emphasis, complete a minimum of 18 units from the list below. Of that 18 units, select two disciplines. Complete 6 Units in each. Students may not double-count units with General Education courses.
3. Demonstrate the ability to analyze and explain the literary, historical, and cultural significance of important works of Native American literature, mythology, and the oral tradition.	✓	✓	✓
No CLO's in P-Net			
No CLO's in P-Net			
No CLO's in P-Net			
No CLO's in P-Net			
1. Conduct simple conversations in French, demonstrating listening comprehension skills and knowledge of elementary grammatical concepts and vocabulary at the beginner level and as shown by written, oral, and aural exams;	✓	✓	
2. Read texts in the target language (simplified as well as authentic); and	✓	✓	
3. Write dialogs, short paragraphs, and simple correspondence.	✓	✓	
1. Conduct conversations in French with some fluency and accuracy, demonstrating listening comprehension skills and knowledge of grammatical concepts and vocabulary at the high beginner level and as shown by written, oral, and aural exams;	✓	✓	
2. Read and discuss texts in French (simplified as well as authentic); and	✓	✓	
3. Write descriptive paragraphs and correspondence in form of personal letters.	✓	✓	
1. Demonstrate competency in listening, speaking, and writing at the intermediate level as shown by written, oral, and aural exams;	✓	✓	

General Studies General Education
A.A. Degree: General Studies, Emphasis in Humanities

PLOs:
 Upon satisfactory completion of the course requirements for the General Studies, Emphasis in Humanities Associate of Arts Degree the student will be able to:

<p>CLO#: Students successfully completing this course will be able to:</p>	<p>1. Follow the Career and Technical Education Pathway for associate degree on page 71 of the 2011-2012 MJC Catalog. Satisfactory completion of this pathway will result in an associate degree from Modesto Junior College.</p> <p><i>Culture & history</i></p>	<p>2. In fulfillment of the Career and Technical Education Pathway degree requirements, select and complete a General Studies emphasis from the following pages. Coursework completed in fulfillment of a General Education requirement cannot be reapplied toward a General Studies emphasis.</p> <p><i>aesthetic judgement</i></p>	<p>3. For this non-transfer emphasis, complete a minimum of 18 units from the list below. Of that 18 units, select two disciplines. Complete 6 units in each. Students may not double count units with General Education courses.</p>
<p>2. Read, discuss and research various topics relating to history, culture, and literature of the target language; and</p>			
<p>3. Write compositions in response to questions about readings of literature.</p>			
<p>1. Demonstrate competency in listening, speaking, and writing at the high intermediate level as shown by written, oral, and aural exams;</p>			
<p>2. Read, discuss, and research various topics relating to history, culture, and literature; analyze authentic selections of texts such as newspaper articles and selections of literary works; and</p>			
<p>3. Write analytical responses and essays about topics presented through readings as well as audio and video material.</p>			
<p>1. Respond appropriately to elementary, survival-level conversations in such contexts as daily life situations, travel, and occupation, demonstrating elementary listening comprehension skills and elementary knowledge of grammatical concepts and vocabulary as shown by written, oral, and aural exams;</p>			
<p>2. Read simple texts in the target language (simplified as well as authentic); and</p>			
<p>3. Write simple notes and correspondence in the target language.</p>			

General Studies General Education
A.A. Degree: General Studies, Emphasis in Humanities

PLOs:
 Upon satisfactory completion of the course requirements for the General Studies, Emphasis in Humanities Associate of Arts Degree the student will be able to:

<p>CLOs: Students successfully completing this course will be able to:</p>	<p>1. Follow the Career and Technical Education Pathway for associate degree on page 71 of the 2011-2012 MJC Catalog. Satisfactory completion of this pathway will result in an associate degree from Modesto Junior College. <i>Culture & History</i></p>	<p>2. In fulfillment of the Career and Technical Education Pathway degree requirements, select and complete a General Studies emphasis from the following pages. Coursework completed in fulfillment of a General Education requirement cannot be reapplied toward a General Studies emphasis. <i>Aesthetics Judgement</i></p>	<p>3. For this non-transfer emphasis, complete a minimum of 18 units from the list below. Of that 18 units, select two disciplines. Complete 6 Units in each. Students may not double-count units with General Education courses.</p>
<p>1. Conduct simple conversations in German, demonstrating listening comprehension skills and knowledge of elementary grammatical concepts and vocabulary at the beginner level and as shown by written, oral, and aural exams;</p>	✓	✓	✓
<p>2. Read texts in the target language (simplified as well as authentic); and</p>	✓	✓	
<p>3. Write dialogs, short paragraphs, and simple correspondence.</p>	✓	✓	
<p>1. Conduct conversations in German with some fluency and accuracy, demonstrating listening comprehension skills and knowledge of grammatical concepts and vocabulary at the high beginner level and as shown by written, oral, and aural exams;</p>	✓	✓	
<p>2. Read and discuss texts in German (simplified as well as authentic); and</p>	✓	✓	
<p>3. Write descriptive paragraphs and correspondence in form of personal letters.</p>	✓	✓	
<p>1. Analyze the defining characteristics of the origin of civilizations.</p>	✓	✓	
<p>2. Compare the rise of organized religion in early Western Civilization.</p>	✓	✓	
<p>3. Explain the development of civilized warfare and organized militarism.</p>	✓	✓	
<p>4. Demonstrate knowledge of reasons, other than military defeats, that civilizations fall.</p>	✓	✓	

General Studies General Education
A.A. Degree: General Studies, Emphasis in Humanities

PLOs:
 Upon satisfactory completion of the course requirements for the General Studies, Emphasis in Humanities Associate of Arts Degree the student will be able to:

CLOs: Students successfully completing this course will be able to:	1. Follow the Career and Technical Education Pathway for associate degree on page 71 of the 2011-2012 MIC Catalog. Satisfactory completion of this pathway will result in an associate degree from Modesto Junior College. <i>Culture & History</i>	2. In fulfillment of the Career and Technical Education Pathway degree requirements, select and complete a General Studies emphasis from the following pages. Coursework completed in fulfillment of a General Education requirement cannot be reapplied toward a General Studies emphasis. <i>aesthetic judgement</i>	3. For this non-transfer emphasis, complete a minimum of 18 units from the list below. Of that 18 units, select two disciplines. Complete 6 Units in each. Students may not double-count units with General Education courses.
5. Demonstrate knowledge of the significance of rise growth, and transformations of the judea-christian-Islamic faiths to Western Civilization.	✓	✓	
1. Define and provide historical examples of the development and application of political ideals.	✓		
2. Define and provide historical examples of the development and application of economic ideals.	✓		
3. Define the concept of revolution, and analyze and interpret the history of major western political revolutions.	✓	✓	
4. Trace the cultural, social, political, and economic development of the nation-state and be able to analyze specific historical examples of nation building.	✓	✓	
5. Trace major intellectual, social, and cultural changes in the western world and analyze their impact.	✓	✓	
6. Trace and analyze the relationship between the West and the rest of the world.	✓	✓	
7. Describe and Interpret contemporary events and issues in light of their roots in the past.	✓	✓	
1. Analyze the defining characteristics of the origin of civilizations.	✓		
2. Evaluate the significances of organized religion in early World Civilization.	✓	✓	
3. Describe the intricate links between civilizations and war.	✓	✓	
4. Demonstrate knowledge of reasons why Europe colonized the world.	✓	✓	

General Studies General Education
A.A. Degree: General Studies, Emphasis in Humanities

<p>PLoS: Upon satisfactory completion of the course requirements for the General Studies, Emphasis in Humanities Associate of Arts Degree the student will be able to:</p>			
<p>CLOM: Students successfully completing this course will be able to:</p>		<p>1. Trace global economic connections between major societies and analyze the impact.</p>	<p>✓</p>
<p>2. Trace global political connections between major societies and analyze their impact.</p>		<p>X</p>	
<p>3. Trace technological and intellectual movement between major societies and analyze their impact.</p>		<p>X</p>	
<p>4. Analyze major human conflicts and trace their origins.</p>		<p>X</p>	
<p>5. Describe and interpret contemporary events and issues in light of their roots in the past.</p>		<p>X</p>	
<p>1. Discuss, evaluate, and communicate, orally and in writing, the significance of the arts, literature, and philosophy in human life and analyze their cultural implications.</p>		<p>X</p>	
<p>2. Discuss, evaluate, and communicate, orally and in writing, the interdisciplinary nature and methods of the Humanities for examining specific arts and ideas, and their interconnections.</p>		<p>X</p>	
<p>3. Describe major creative and intellectual categories of humanistic endeavors, the characteristics of the medium, form, and content of specific examples (from such areas as painting, literature, sculpture, architecture, music, dance, theatre and film), and the processes by which they were created.</p>		<p>X</p>	
<p>4. Explain the roles that philosophical, imaginative, and religious thinking and traditions play in shaping human culture and social institutions.</p>		<p>X</p>	

1. Follow the Career and Technical Education Pathway for associate degree on page 71 of the 2012-2013 MIC Catalog. Satisfactory completion of this pathway will result in an associate degree form to be submitted to Junior College. **Cultural**








2. In fulfillment of the Career and Technical Education Pathway degree requirements, select and complete a minimum of 18 units from the list below. Of that 18 units, select two disciplines. Complete 6 units in each. Students may not double-count units with General Education courses. **aesthetic**

3. For this non-transfer emphasis, complete a minimum of 18 units from the list below. Of that 18 units, select two disciplines. Complete 6 units in each. Students may not double-count units with General Education courses. **aesthetic**

Education requirement cannot be applied toward a General Studies emphasis.

General Studies General Education
A.A. Degree: General Studies, Emphasis in Humanities

PLOs:
 Upon satisfactory completion of the course requirements for the General Studies, Emphasis in Humanities Associate of Arts Degree the student will be able to:

<p>CLOs: Students successfully completing this course will be able to:</p>	<p>1. Follow the Career and Technical Education Pathway for associate degree on page 71 of the 2011-2012 MJC Catalog. Satisfactory completion of this pathway will result in an associate degree from Modesto Junior College.</p> <p style="text-align: center;"><i>Cultural</i></p>	<p>2. In fulfillment of the Career and Technical Education Pathway degree requirements, select and complete a General Studies emphasis from the following pages. Coursework completed in fulfillment of a General Education requirement cannot be reapplied toward a General Studies emphasis.</p> <p style="text-align: center;"><i>Art</i></p>	<p>3. For this non-transfer emphasis, complete a minimum of 18 units from the list below. Of that 18 units, select two disciplines. Complete 6 Units in each. Students may not double-count units with General Education courses.</p>
<p>5. Discuss, evaluate, and communicate, orally and in writing, the dependence of meaning in the arts upon cultural, historical, and individual contexts.</p>			
<p>1. Discuss, evaluate, and communicate, orally and in writing, the nature, roles, and value of art in human life from Ancient Civilizations through the Renaissance and demonstrate an understanding of the significance of specific art forms to the cultures that created them and adopted them.</p>			
<p>2. Analyze ideas of value and meaning in Early Ancient, Greek, Roman, Medieval, and Renaissance cultural epochs, and demonstrate the dependence of meaning in the arts upon the cultural and historical context of each era.</p>			
<p>3. Interpret the role of myths, Early Ancient polytheism, Classical Humanism, and Jewish, Christian and Islamic monotheism in shaping human institutions.</p>			
<p>4. Discuss, evaluate, and communicate, orally and in writing, how major historical events, such as warfare, disease, natural disasters, and how processes, such as migration, trade and exploration, have affected cultural production from Prehistory to the Renaissance.</p>			










General Studies General Education
A.A. Degree: General Studies, Emphasis in Humanities

PLOs:
 Upon satisfactory completion of the course requirements for the General Studies, Emphasis in Humanities Associate of Arts Degree the student will be able to:

<p>CLO#: Students successfully completing this course will be able to:</p>	<p>1. Follow the Career and Technical Education Pathway for associate degree on page 71 of the 2011-2012 MJC Catalog. Satisfactory completion of this pathway will result in an associate degree from Modesto Junior College.</p> <p style="font-size: 2em; text-align: center;"><i>Cultural</i></p>	<p>2. In fulfillment of the Career and Technical Education Pathway degree requirements, select and complete a General Studies emphasis from the following pages. Coursework completed in fulfillment of a General Education requirement cannot be reapplied toward a General Studies emphasis.</p> <p style="font-size: 2em; text-align: center;"><i>aesthetic</i></p>	<p>3. For this non-transfer emphasis, complete a minimum of 18 units from the list below. Of that 18 units, select two disciplines. Complete 6 Units in each. Students may not double-count units with General Education courses.</p>
<p>5. Discuss, evaluate, and communicate, orally and in writing, independent conclusions about major works of artistic, literary and philosophical expression from Early Ancient, Greek, Roman, Medieval and Renaissance era thinkers and artists.</p>	<p style="font-size: 4em;">X</p>	<p style="font-size: 4em;">X</p>	
<p>1. Discuss, evaluate, and communicate, orally and in writing, the nature, roles, and value of art in human life from the 1600's to the present and demonstrate an understanding of the significance of specific art forms to the cultures that create them and adopt them.</p>	<p style="font-size: 4em;">X</p>	<p style="font-size: 4em;">X</p>	
<p>2. Analyze and Interpret ideas of value and meaning in Baroque, Reformation, Enlightenment, Romantic, Industrial, Modern and Post-Modern cultural epochs, and demonstrate the dependence of meaning in the arts upon the cultural and historical context of these eras.</p>	<p style="font-size: 4em;">X</p>		
<p>3. Describe and explain the role of secular humanism and technological advancement in shaping modern human culture and social institutions.</p>	<p style="font-size: 4em;">X</p>		
<p>4. Discuss, evaluate, and communicate, orally and in writing, how major historical events, such as warfare, scientific and technological advancement, as well as colonialism and political theory, have affected cultural production from the Baroque to the present.</p>	<p style="font-size: 4em;">X</p>		

General Studies General Education
A.A. Degree: General Studies, Emphasis in Humanities

PLOs:
 Upon satisfactory completion of the course requirements for the General Studies, Emphasis in Humanities Associate of Arts Degree the student will be able to:

<p>CLOs: Students successfully completing this course will be able to:</p>	<p>1. Follow the Career and Technical Education Pathway for associate degree on page 71 of the 2011-2012 MIC Catalog. Satisfactory completion of this pathway will result in an associate degree from Modesto Junior College.</p> <p style="text-align: center;"><i>Cultural</i></p>	<p>2. In fulfillment of the Career and Technical Education Pathway degree requirements, select and complete a General Studies emphasis from the following pages. Coursework completed in fulfillment of a General Education requirement cannot be reapplied toward a General Studies emphasis.</p> <p style="text-align: center;"><i>Art</i></p>	<p>3. For this non-transfer emphasis, complete a minimum of 18 units from the list below. Of that 18 units, select two disciplines. Complete 6 Units in each. Students may not double-count units with General Education courses.</p>
<p>5. Discuss, evaluate and communicate, orally and in writing, independent conclusions about major works of artistic, philosophical, and literary expression from Baroque, Reformation, Enlightenment, Romantic, Industrial, Modern and Post-Modern era thinkers and artists.</p>			
<p>1. Evaluate similarities and differences between Eastern and Western world cultures by discussing and communicating, orally and in writing, examples from literature, visual, applied and performing arts, religion, myths, and philosophy.</p>			
<p>2. Interpret the dependence of meaning and value upon cultural and historical contexts and the knowledge and expectations of the interpreter.</p>			
<p>3. Discuss, evaluate, and communicate, orally and in writing, ideas such as West, East, Orientalism, Occidentalism, and enlightenment, war, colonialism, revolution, immigration, displacement, tourism, and globalism.</p>			
<p>4. Discuss, evaluate, and communicate, orally and in writing, the importance and influence of diversity within and among cultures and societies in both the East and the West.</p>			
<p>5. Describe ways in which a given artistic work reflects a way of thinking, a cultural heritage, a larger set of values, or aspects of society in both the Eastern and Western cultural traditions.</p>			

General Studies General Education
A.A. Degree: General Studies, Emphasis in Humanities

PLOs:
 Upon satisfactory completion of the course requirements for the General Studies, Emphasis in Humanities Associate of Arts Degree the student will be able to:

<p>CLO#: Students successfully completing this course will be able to:</p>	<p>1. Follow the Career and Technical Education Pathway for associate degree on page 71 of the 2011-2012 MJC Catalog. Satisfactory completion of this pathway will result in an associate degree from Modesto Junior College.</p> <p style="text-align: center; font-size: 2em;"><i>Cultures</i></p>	<p>2. In fulfillment of the Career and Technical Education Pathway degree requirements, select and complete a General Studies emphasis from the following pages. Coursework completed in fulfillment of a General Education requirement cannot be reapplied toward a General Studies emphasis.</p> <p style="text-align: center; font-size: 2em;"><i>Arts</i></p>	<p>3. For this non-transfer emphasis, complete a minimum of 18 units from the list below. Of that 18 units, select two disciplines. Complete 6 Units in each. Students may not double-count units with General Education courses.</p>
<p>6. Investigate the interconnections of knowledge among different traditions and humanistic sources, and articulate intercultural, aesthetic, and civic perceptions of past, present, and future developments and issues related to Eastern and Western encounters.</p>	<p style="font-size: 3em;"><i>X</i></p>		
<p>1. Describe basic features of three major Western religions—Judaism, Christianity, and Islam—their origins and development and tenets.</p>	<p style="font-size: 3em;"><i>X</i></p>		
<p>2. Develop critical thinking skills by examining philosophical, aesthetic and social issues surrounding each of the religious traditions as sources for intercultural and civic knowledge and engagement.</p>		<p style="font-size: 3em;"><i>X</i></p>	
<p>3. Analyze how practitioners of these Western religions have used language and the arts to express spiritual experience and doctrine, dissent or a desire to reform, communal religious relationships or distance from them, attitudes towards diversity, tolerance, violence, the arts, mysticism, education and ethics.</p>	<p style="font-size: 3em;"><i>X</i></p>		
<p>4. Engage in independent research on a topic related to Judaic, Christian, and Islamic searches for meaning; synthesize and reflect on findings; communicate deeper knowledge and insights.</p>	<p style="font-size: 3em;"><i>X</i></p>	<p style="font-size: 3em;"><i>X</i></p>	

General Studies General Education
A.A. Degree: General Studies, Emphasis in Humanities

PLOs:
 Upon satisfactory completion of the course requirements for the General Studies, Emphasis in Humanities Associate of Arts Degree the student will be able to:

<p>CLON: Students successfully completing this course will be able to:</p>	<p>1. Follow the Career and Technical Education Pathway for associate degree on page 71 of the 2011-2012 MJC Catalog. Satisfactory completion of this pathway will result in an associate degree form Modesto Junior College.</p> <p style="text-align: center; font-size: 2em;">CULTM</p>	<p>2. In fulfillment of the Career and Technical Education Pathway degree requirements, select and complete a General Studies emphasis from the following pages. Coursework completed in fulfillment of a General Education requirement cannot be reapplied toward a General Studies emphasis.</p> <p style="text-align: center; font-size: 2em;">ARST</p>	<p>3. For this non-transfer emphasis, complete a minimum of 18 units from the list below. Of that 18 units, select two disciplines. Complete 6 Units in each. Students may not double-count units with General Education courses.</p>
<p>5. Compare and explain similarities and differences among basic concepts common to Judaism, Christianity, and Islam, such as God, eternity, salvation, messiah, and atonement.</p>	<p style="font-size: 3em;">X</p>	<p style="font-size: 3em;">X</p>	
<p>1. Explain the human search for meaning and values through the examination of mythic structures in various cultures of the world.</p>	<p style="font-size: 3em;">X</p>	<p style="font-size: 3em;">X</p>	
<p>2. Discuss, evaluate, and communicate, orally and in writing, an understanding of the term "myth" and the differing ways it has been used.</p>		<p style="font-size: 3em;">X</p>	
<p>3. Explain the historical and cultural contexts of myth, and artistic expressions that myths have inspired in the past and today, such as storytelling, literature, arts and architecture, music, theater, science fiction and fantasy, movies and games.</p>	<p style="font-size: 3em;">X</p>		
<p>4. Analyze major types of myths--creation and destruction stories, tales of heroes, tricksters, goddesses and gods--and their relation to dreams, folktales, and rituals.</p>	<p style="font-size: 3em;">X</p>		
<p>5. Use a multidisciplinary approach by applying various learned theories and analytical tools to explain myths in general, and to critically evaluate their data as sources for knowledge.</p>	<p style="font-size: 3em;">X</p>	<p style="font-size: 3em;">X</p>	
<p>6. Trace the influence of various mythological themes on contemporary life, and communicate the results, showing how interpretations and adaptations depend on their cultural and historical contexts and the theoretical frameworks applied to them.</p>	<p style="font-size: 3em;">X</p>		
<p>No CLD's in P-Net</p>			

General Studies General Education
A.A. Degree: General Studies, Emphasis in Humanities

PLOs:
 Upon satisfactory completion of the course requirements for the General Studies, Emphasis in Humanities Associate of Arts Degree the student will be able to:

CLO#: Students successfully completing this course will be able to:

1. Follow the Career and Technical Education Pathway for associate degree on page 71 of the 2011-2012 MJC Catalog. Satisfactory completion of this pathway will result in an associate degree form Modesto Junior College.

2. In fulfillment of the Career and Technical Education Pathway degree requirements, select and complete a General Studies emphasis from the following pages. Coursework completed in fulfillment of a General Education requirement cannot be reapplied toward a General Studies emphasis.

3. For this non-transfer emphasis, complete a minimum of 18 units from the list below. Of that 18 units, select two disciplines. Complete 6 Units in each. Students may not double-count units with General Education courses.

Cultural

Arts

1. Understand the development and integration of Interior Design, Architecture, Furniture and the Decorative Arts, as illustrated in the Neo-Classical period to the 21 st century.	X		
2. demonstrate the contributions made by individuals and cultures in the role of influencing present day achievements in Interior Design.	X		
3. Current design movements and the creative forces that generate their growth, offering inspiration for individual growth.	X	X	
1. Conduct simple conversations in Italian, demonstrating listening comprehension skills and knowledge of elementary grammatical concepts and vocabulary at the beginner level and as shown by written, oral, and aural exams;		X	
2. Read texts in the target language (simplified as well as authentic); and	X		
3. Write dialogs, short paragraphs, and simple correspondence.		X	
1. Describe and distinguish between the basic elements of music.		X	
2. Describe and distinguish between the prevailing styles of composition of the medieval through the modern eras, as well as the styles of the major composers within those eras.	X	X	
3. Use a vocabulary of musical terms to accurately describe music.		X	
4. Applied the above in critical analyses of musical performances.		X	

General Studies General Education
A.A. Degree: General Studies, Emphasis in Humanities

PLOs:
 Upon satisfactory completion of the course requirements for the General Studies, Emphasis in Humanities Associate of Arts Degree the student will be able to:

CLOR: Students successfully completing this course will be able to:	1. Follow the Career and Technical Education Pathway for associate degree on page 71 of the 2011-2012 MJC Catalog. Satisfactory completion of this pathway will result in an associate degree from Modesto Junior College. <i>Culture</i>	2. In fulfillment of the Career and Technical Education Pathway degree requirements, select and complete a General Studies emphasis from the following pages. Coursework completed in fulfillment of a General Education requirement cannot be reapplied toward a General Studies emphasis. <i>Arts</i>	3. For this non-transfer emphasis, complete a minimum of 18 units from the list below. Of that 18 units, select two disciplines. Complete 6 Units in each. Students may not double-count units with General Education courses.
1. Describe and distinguish between examples of traditional/folk music of Africa, Asia, Latin America, Europe and the U.S. from the perspective of music as culture.	X		
2. Describe the impact/influence of migratory patterns, social-political processes, and how ethnicities are formed in relation to music.	X		
1. Identify the sources of popular style.		X	
2. Summarize the history of popular music.	X	X	
3. Define the elements of popular style.		X	
4. Describe the influence of popular styles upon each other.		X	
5. Summarize the evolution of genres within a time span.	X		
1. Describe and distinguish between the prevailing styles of composition of the medieval through the Baroque eras, as well as the styles of the major composers within those eras.	X		
2. Describe and distinguish between the standard musical genres used during these eras, as well as how they evolved through music history.	X		
3. Describe trends and anomalies in musical composition and performance over the course of these eras.		X	
1. Describe and distinguish between the prevailing styles of composition of the Baroque through the modern eras, as well as the styles of the major composers within those eras.	X		
2. Describe and distinguish between the standard musical genres used during these eras, as well as how they evolved through music history.		X	

General Studies General Education
A.A. Degree: General Studies, Emphasis in Humanities

PLOs:
 Upon satisfactory completion of the course requirements for the General Studies, Emphasis in Humanities Associate of Arts Degree the student will be able to:

CLO#: Students successfully completing this course will be able to:	1. Follow the Career and Technical Education Pathway for associate degree on page 71 of the 2011-2012 MIC Catalog. Satisfactory completion of this pathway will result in an associate degree form Modesto Junior College. <i>Cultural diversity</i>	2. In fulfillment of the Career and Technical Education Pathway degree requirements, select and complete a General Studies emphasis from the following pages. Coursework completed in fulfillment of a General Education requirement cannot be reapplied toward a General Studies emphasis. <i>aesthetic judgment</i>	3. For this non-transfer emphasis, complete a minimum of 18 units from the list below. Of that 18 units, select two disciplines. Complete 6 Units in each. Students may not double-count units with General Education courses.
----------------------------------------------------------------------------	----------------------------------------------------------------------------------------------------------------------------------------------------------------------------------------------------------------------------------------------------------------	---------------------------------------------------------------------------------------------------------------------------------------------------------------------------------------------------------------------------------------------------------------------------------------------------------------------------------	---------------------------------------------------------------------------------------------------------------------------------------------------------------------------------------------------------------------------------------

3. Describe trends and anomalies in musical composition and performance over the course of these eras.	✓	✓	
1. Create harmonic progressions in four parts using musical notation.	✓	✓	
2. Analyze musical works from various stylistic periods using Roman numerals.		✓	
3. Compose short musical excerpts representing simple harmonic progressions.		✓	
1. Create harmonic progressions in 4 parts using musical notation.		✓	
2. Harmonize a Soprano line using 18th century voice leading guidelines.	✓	✓	
3. Analyze musical works from various stylistic periods using Roman numerals.	✓	✓	
4. Compose musical excerpts representing typical harmonic progressions.	✓	✓	
1. Identify similarities and differences among concert dance, folk dance, and social dance.	✓	✓	
2. Demonstrate skill and knowledge of dance and its vocabulary in specific cultures and styles.	✓	✓	
3. Critically evaluate a dance performance through written response using Goethe's evaluation method and student's personal aesthetic.		✓	
4. Identify influential artists in dance and their contributions to the art form.	✓	✓	
5. Develop a time line of dance history.	✓		
6. Participate in a specific dance topic presentation through historical research and a minimum of one visual component.	✓	✓	
1. Analyze and evaluate the issues and possible solutions to the "Great Questions" asked by philosophers.	✓	✓	

General Studies General Education
A.A. Degree: General Studies, Emphasis in Humanities

PLOs:
 Upon satisfactory completion of the course requirements for the General Studies, Emphasis in Humanities Associate of Arts Degree the student will be able to:

CLO#: Students successfully completing this course will be able to:	1. Follow the Career and Technical Education Pathway for associate degree on page 71 of the 2011-2012 MIC Catalog. Satisfactory completion of this pathway will result in an associate degree from Modesto Junior College. <i>Cultural diversity</i>	2. In fulfillment of the Career and Technical Education Pathway degree requirements, select and complete a General Studies emphasis from the following pages. Coursework completed in fulfillment of a General Education requirement cannot be reapplied toward a General Studies emphasis. <i>aesthetic judgment</i>	3. For this non-transfer emphasis, complete a minimum of 18 units from the list below. Of that 18 units, select two disciplines. Complete 6 Units in each. Students may not double-count units with General Education courses.
2. Synthesize a world view based on an array of the possible solutions to the "Great Questions" asked by philosophers.	✓	✓	
3. Construct arguments in support of, and in opposition to, the world views generated by the possible solutions to the questions asked by philosophers.	✓	✓	
1. Explain and evaluate different theoretical orientations to ethics.	✓	✓	
2. Compare different ethical issues in terms of different theoretical orientations.	✓	✓	
3. Construct and evaluate arguments in support of, and in opposition to, different theoretical orientations in ethics.		✓	
4. Construct and evaluate arguments in support of, and in opposition to, different ethical issues.	✓	✓	
1. Summarize and explain alternative theories of art and aesthetics.	✓	✓	
2. Appraise and estimate the coherence of alternative theories of art and aesthetics.	✓	✓	
3. Construct arguments in support of, and in opposition to, alternative theories of art and aesthetics.	✓	✓	
4. Evaluate and justify the desirability of one theory of art and aesthetics over another.	✓	✓	
1. Identify and define common terms and concepts used in religious discourse.	✓	✓	
2. Identify and explain key philosophical issues and questions within various religious traditions.	✓	✓	

General Studies General Education
A.A. Degree: General Studies, Emphasis in Humanities

PLOs:
 Upon satisfactory completion of the course requirements for the General Studies, Emphasis in Humanities Associate of Arts Degree the student will be able to:

<p>CLOs: Students successfully completing this course will be able to:</p>	<p>1. Follow the Career and Technical Education Pathway for associate degree on page 71 of the 2011-2012 MJC Catalog. Satisfactory completion of this pathway will result in an associate degree from Modesto Junior College.</p>	<p>2. In fulfillment of the Career and Technical Education Pathway degree requirements, select and complete a General Studies emphasis from the following pages. Coursework completed in fulfillment of a General Education requirement cannot be reapplied toward a General Studies emphasis.</p>	<p>3. For this non-transfer emphasis, complete a minimum of 18 units from the list below. Of that 18 units, select two disciplines. Complete 6 Units in each. Students may not double-count units with General Education courses.</p>
<p>3. Explain and assess the philosophic issues and questions within various religious traditions.</p>	✓	✓	
<p>4. Evaluate various religious traditions in terms of their internal unity and coherence.</p>	✓	✓	
<p>5. Analyze and evaluate arguments and claims made on behalf of, or in opposition to, various religious positions.</p>	✓	✓	
<p>1. Analyze and evaluate the historical development of specific philosophical issues and possible solutions to these issues as articulated by philosophers of antiquity: ancient Greece, Rome, early Christianity, and ancient eastern philosophy.</p>	✓	✓	
<p>2. Trace the historical and dialectical development of specific philosophical issues and possible solutions to these issues as articulated by philosophers of antiquity.</p>	✓	✓	
<p>3. Identify and compare various philosophical worldviews of antiquity within their historical context.</p>	✓	✓	
<p>4. Evaluate various philosophical worldviews of antiquity within their historical context.</p>	✓	✓	
<p>5. Construct arguments in support of, and in opposition to, philosophical issues and related worldviews of philosophers of antiquity.</p>		✓	
<p>6. Identify and evaluate the philosophical contributions from antiquity to contemporary worldviews and philosophy.</p>		✓	

General Studies General Education
A.A. Degree: General Studies, Emphasis in Humanities

PLOs:
 Upon satisfactory completion of the course requirements for the General Studies, Emphasis in Humanities Associate of Arts Degree the student will be able to:

CLO#: Students successfully completing this course will be able to:	1. Follow the Career and Technical Education Pathway for associate degree on page 71 of the 2011-2012 MIC Catalog. Satisfactory completion of this pathway will result in an associate degree from Modesto Junior College.	2. In fulfillment of the Career and Technical Education Pathway degree requirements, select and complete a General Studies emphasis from the following pages. Coursework completed in fulfillment of a General Education requirement cannot be reapplied toward a General Studies emphasis.	3. For this non-transfer emphasis, complete a minimum of 18 units from the list below. Of that 18 units, select two disciplines. Complete 6 Units in each. Students may not double-count units with General Education courses.
1. Explain five problems/issues of modern philosophy that have helped shape contemporary thought.		✓	
2. Define the main areas of philosophy (metaphysics, epistemology, axiology), following the development of at least one of the fields or sub-fields in modern philosophy.		✓	
3. Analyze philosophical arguments from texts in modern philosophy.		✓	
4. Evaluate arguments of modern philosophers in terms of the rigor of their logic and the plausibility of their premises, including developing and effectively presenting counterarguments challenging the positions.		✓	
5. Identify central developments of thought in modern philosophy.		✓	
6. Articulate the interactions of philosophy, natural science, and mathematics in the progression of modern thought.		✓	
1. Summarize and explain the historical development of specific philosophic issues in the 20 th century.		✓	
2. Identify and evaluate the historical development of various philosophical worldviews within the 20 th century.		✓	
3. Situate and assess the influence of modern and 19 th century philosophy on philosophic developments in the 20 th century.		✓	
4. Construct and evaluate arguments in support of, and in opposition to, different 20 th century philosophic issues.		✓	

General Studies General Education
A.A. Degree: General Studies, Emphasis in Humanities

PLOs:
 Upon satisfactory completion of the course requirements for the General Studies, Emphasis in Humanities Associate of Arts Degree the student will be able to:

<p>CLDR: Students successfully completing this course will be able to:</p>	<p>1. Follow the Career and Technical Education Pathway for associate degree on page 71 of the 2011-2012 MJC Catalog. Satisfactory completion of this pathway will result in an associate degree from Modesto Junior College.</p>	<p>2. In fulfillment of the Career and Technical Education Pathway degree requirements, select and complete a General Studies emphasis from the following pages. Coursework completed in fulfillment of a General Education requirement cannot be reapplied toward a General Studies emphasis.</p>	<p>3. For this non-transfer emphasis, complete a minimum of 18 units from the list below. Of that 18 units, select two disciplines. Complete 6 Units in each. Students may not double-count units with General Education courses.</p>
<p>5. Explain and assess the differences and similarities among the emerging philosophical schools of the 20th century.</p>		✓	
<p>No CLD's in P-Net</p>			
<p>1. Analyze and evaluate some of the philosophical issues expressed in film.</p>	✓	✓	
<p>2. Analyze and evaluate some of the theoretical problems associated with a philosophy of aesthetics and a philosophy of film.</p>	✓	✓	
<p>3. Assess the place, and judge the meaning and value of, a philosophy of film.</p>	✓	✓	
<p>1. Respond appropriately to elementary, survival-level conversations in such contexts as daily life situations, travel, and occupation, demonstrating elementary listening comprehension skills and elementary knowledge of grammatical concepts and vocabulary as shown by written, oral, and aural exams;</p>	✓	✓	
<p>2. Read simple texts in the target language (simplified as well as authentic); and</p>	✓	✓	
<p>3. Write simple notes and correspondence in the target language.</p>	✓	✓	
<p>1. Demonstrate the ability to translate the grammar and syntax of ASL at a basic conversational level;</p>		✓	
<p>2. Demonstrate the grammar and syntax of ASL at a basic conversational level; and</p>		✓	
<p>3. Identify the unique characteristics of Deaf Culture.</p>	✓	✓	
<p>1. Demonstrate the ability to translate expanded ASL in conversational and narrative form at the Intermediate level;</p>		✓	

General Studies General Education
A.A. Degree: General Studies, Emphasis in Humanities

PLOs:
 Upon satisfactory completion of the course requirements for the General Studies, Emphasis in Humanities Associate of Arts Degree the student will be able to:

CLOs: Students successfully completing this course will be able to:	1. Follow the Career and Technical Education Pathway for associate degree on page 71 of the 2011-2012 MJC Catalog. Satisfactory completion of this pathway will result in an associate degree from Modesto Junior College.	2. In fulfillment of the Career and Technical Education Pathway degree requirements, select and complete a General Studies emphasis from the following pages. Coursework completed in fulfillment of a General Education requirement cannot be reapplied toward a General Studies emphasis.	3. For this non-transfer emphasis, complete a minimum of 18 units from the list below. Of that 18 units, select two disciplines. Complete 6 Units in each. Students may not double-count units with General Education courses.
2. Demonstrate consecutive discourse of expanded ASL at the intermediate level; and		✓	
3. Identify major roles and ethical responsibilities of professionals working with the Deaf.	✓	✓	
1. Demonstrate the ability to translate ASL in a variety of professional and formal settings at an introductory level;	✓	✓	
2. Demonstrate interpreting skills in a variety of professional settings at an introductory level; and	✓	✓	
3. Demonstrate the ability to interact appropriately with deaf community members.	✓	✓	
1. Define the term feminism both personally and historically by referencing important historic and textual definitions as well as providing rational argumentation for their personal position.	✓	✓	
2. Define the term gender both personally and historically by referencing important historic and textual definitions as well as providing rational argumentation for their personal position.	✓	✓	
3. Comparatively analyze the differences in global, national, and local women's issues.	✓	✓	
4. Demonstrate factual knowledge of key political, economic, social and cultural issues related to the discipline of Women's Studies.	✓	✓	
No CLO's in P-Net			

General Studies General Education
A.A. Degree: General Studies, Emphasis in Humanities

PLOs:
 Upon satisfactory completion of the course requirements for the General Studies, Emphasis in Humanities Associate of Arts Degree the student will be able to:

CLO#: Students successfully completing this course will be able to:	<i>1. Follow the Career and Technical Education Pathway for associate degree on page 71 of the 2011-2012 MJC Catalog. Satisfactory completion of this pathway will result in an associate degree from Modesto Junior College.</i>	<i>2. In fulfillment of the Career and Technical Education Pathway degree requirements, select and complete a General Studies emphasis from the following pages. Coursework completed in fulfillment of a General Education requirement cannot be reapplied toward a General Studies emphasis.</i>	<i>3. For this non-transfer emphasis, complete a minimum of 18 units from the list below. Of that 18 units, select two disciplines. Complete 6 Units in each. Students may not double-count units with General Education courses.</i>
----------------------------------------------------------------------------	-----------------------------------------------------------------------------------------------------------------------------------------------------------------------------------------------------------------------------------	----------------------------------------------------------------------------------------------------------------------------------------------------------------------------------------------------------------------------------------------------------------------------------------------------	---------------------------------------------------------------------------------------------------------------------------------------------------------------------------------------------------------------------------------------

1. Respond appropriately to elementary, survival-level conversations in such contexts as daily life situations, travel, and occupation, demonstrating elementary listening comprehension skills and elementary knowledge of grammatical concepts and vocabulary as shown by written, oral, and aural exams;	✓	✓	
2. Read simple texts in the target language (simplified as well as authentic); and	✓	✓	
3. Write simple notes and correspondence in the target language.	✓	✓	
1. Conduct and respond to simple conversations in such contexts as daily life situations, travel, and occupation, demonstrating elementary listening comprehension skills and knowledge of elementary grammatical concepts and vocabulary as shown by written, oral, and aural exams;	✓	✓	
2. Read texts in the target language (simplified as well as authentic); and			
3. Write dialogs, short paragraphs, and simple correspondence.	✓	✓	
1. Conduct simple conversations in Spanish, demonstrating listening comprehension skills and knowledge of elementary grammatical concepts and vocabulary at the beginner level and as shown by written, oral, and aural exams;	✓	✓	
2. Read texts in the target language (simplified as well as authentic); and	✓	✓	

General Studies General Education
A.A. Degree: General Studies, Emphasis in Humanities

PLOs:
 Upon satisfactory completion of the course requirements for the General Studies, Emphasis in Humanities Associate of Arts Degree the student will be able to:

CLOs: Students successfully completing this course will be able to:	1. Follow the Career and Technical Education Pathway for associate degree on page 71 of the 2011-2012 MJC Catalog. Satisfactory completion of this pathway will result in an associate degree from Modesto Junior College.	2. In fulfillment of the Career and Technical Education Pathway degree requirements, select and complete a General Studies emphasis from the following pages. Coursework completed in fulfillment of a General Education requirement cannot be reapplied toward a General Studies emphasis.	3. For this non-transfer emphasis, complete a minimum of 18 units from the list below. Of that 18 units, select two disciplines. Complete 6 Units in each. Students may not double-count units with General Education courses.
3. Write dialogs, short paragraphs, and simple correspondence.		✓	
1. Conduct conversations in Spanish with some fluency and accuracy, demonstrating listening comprehension skills and knowledge of grammatical concepts and vocabulary at the high beginner level and as shown by written, oral, and aural exams	✓	✓	
2. Read and discuss texts in Spanish (simplified as well as authentic)	✓	✓	
3. Write descriptive paragraphs and correspondence in form of personal letters		✓	
1. Demonstrate competency in listening, speaking, and writing at the intermediate level as shown by written, oral, and aural exams;	✓	✓	
2. Read, discuss and research various topics relating to history, culture, and literature of the target language; and	✓	✓	
3. Write compositions in response to questions about readings of literature.	✓	✓	
1. Demonstrate competency in listening, speaking, and writing at the high intermediate level as shown by written, oral, and aural exams;	✓	✓	
2. Read, discuss, and research various topics relating to history, culture, and literature; analyze authentic selections of texts such as newspaper articles and selections of literary works; and	✓	✓	
3. Write analytical responses and essays about topics presented through readings as well as audio and video material.	✓	✓	

General Studies General Education
A.A. Degree: General Studies, Emphasis in Humanities

PLOs: Upon satisfactory completion of the course requirements for the General Studies, Emphasis in Humanities Associate of Arts Degree the student will be able to:			
CLO#: Students successfully completing this course will be able to:	1. Follow the Career and Technical Education Pathway for associate degree on page 71 of the 2011-2012 MIC Catalog. Satisfactory completion of this pathway will result in an associate degree from Modesto Junior College.	2. In fulfillment of the Career and Technical Education Pathway degree requirements, select and complete a General Studies emphasis from the following pages. Coursework completed in fulfillment of a General Education requirement cannot be reapplied toward a General Studies emphasis.	3. For this non-transfer emphasis, complete a minimum of 18 units from the list below. Of that 18 units, select two disciplines. Complete 6 Units in each. Students may not double-count units with General Education courses.
1. Communicate employing the standard form of verbs, vocabulary and grammatical structures at the intermediate level as demonstrated by aural and oral exams;		✓	
2. Read literary works in Spanish and analyze the ideas expressed in the texts as demonstrated by written, aural and oral exams; and	✓	✓	
3. Write short reports and essays with minimal orthographic errors and minimal use of Anglicisms.	✓	✓	
1. Write descriptive, narrative, comparison and contrast, and opinion essays in standard Spanish that are free of errors in orthography, anglicisms or colloquial expression;	✓	✓	
2. Recognize the structural elements of a composition, such as thesis, supporting paragraphs, and conclusion as demonstrated by written, aural, and oral exams; and		✓	
3. Read literary works in Spanish and analyze the ideas and themes expressed in the texts as demonstrated by written, aural, and oral exams.	✓	✓	
1. Analyze and explain the literary, historical and cultural significance of a wide selection of important works in Spanish or translated into Spanish, of Chicano/a literature;	✓	✓	
2. Identify and discuss connections between information about historical/cultural periods and literary texts studied; and	✓	✓	

General Studies General Education
A.A. Degree: General Studies, Emphasis in Humanities

PLOs: Upon satisfactory completion of the course requirements for the General Studies, Emphasis in Humanities Associate of Arts Degree the student will be able to:			
CLOs: Students successfully completing this course will be able to:	1. Follow the Career and Technical Education Pathway for associate degree on page 71 of the 2011-2012 MJC Catalog. Satisfactory completion of this pathway will result in an associate degree from Modesto Junior College.	2. In fulfillment of the Career and Technical Education Pathway degree requirements, select and complete a General Studies emphasis from the following pages. Coursework completed in fulfillment of a General Education requirement cannot be reapplied toward a General Studies emphasis.	3. For this non-transfer emphasis, complete a minimum of 18 units from the list below. Of that 18 units, select two disciplines. Complete 6 Units in each. Students may not double-count units with General Education courses.
3. Write analytical and research essays, using rhetorical strategies and documenting sources in MLA format.		✓	
1. Analyze and explain in Spanish the literary, historical and cultural significance of a wide selection of important works of Latin American literature;	✓	✓	
2. Identify and discuss connections between information about historical/cultural periods and literary texts studied; and	✓	✓	
3. Write analytical essays, using rhetorical strategies and documenting sources in a MLA format.		✓	
1. Identify and analyze rhetorical messages in drama, poetry, and prose literature.	✓	✓	
2. Identify and demonstrate knowledge of literary form/devices of the above genre.		✓	
3. apply performance technique and analysis of literature in the selection and performance of prose, poetry, and dramatic literature.	✓	✓	
4. demonstrate knowledge of literary form, rhetorical analysis, and performance technique in the oral and written critique of in-class student performances.	✓	✓	
1. adapt any material into a script format.	✓	✓	
2. interpret literature by using voices and nonverbal communication to enhance the author's message for an audience.	✓	✓	
3. describe the Readers Theatre process.		✓	

General Studies General Education
A.A. Degree: General Studies, Emphasis in Humanities

PIOs:
 Upon satisfactory completion of the course requirements for the General Studies, Emphasis in Humanities Associate of Arts Degree the student will be able to:

CLOs: Students successfully completing this course will be able to:

<p>1. Follow the Career and Technical Education Pathway for associate degree on page 71 of the 2011-2012 MJC Catalog. Satisfactory completion of this pathway will result in an associate degree from Modesto Junior College.</p>	<p>2. In fulfillment of the Career and Technical Education Pathway degree requirements, select and complete a General Studies emphasis from the following pages. Coursework completed in fulfillment of a General Education requirement cannot be reapplied toward a General Studies emphasis.</p>	<p>3. For this non-transfer emphasis, complete a minimum of 18 units from the list below. Of that 18 units, select two disciplines. Complete 6 Units in each. Students may not double-count units with General Education courses.</p>
-----------------------------------------------------------------------------------------------------------------------------------------------------------------------------------------------------------------------------------	----------------------------------------------------------------------------------------------------------------------------------------------------------------------------------------------------------------------------------------------------------------------------------------------------	---------------------------------------------------------------------------------------------------------------------------------------------------------------------------------------------------------------------------------------

1. read and analyze material in a variety of disciplines.	✓	✓	
2. use various directorial techniques to adapt literature to convey their intended message.		✓	
3. properly cut and edit performance material from larger works.	✓	✓	
4. plan, produce, and direct a Readers Theatre program.		✓	
No CLO's in P-Net			
1. Analyze a play using Aristotle's six elements of a serious drama.		✓	
2. Describe how theatre artists collaborate in order to create a theatrical production.		✓	
3. Define the specific function of actor, director, playwright, designer, producer, technicians, audience and crew.		✓	
4. Identify the major genres of theatre.	✓	✓	
5. Use basic theatre terminology in written performance critiques.			
1. Analyze a play using Aristotle's six elements of a serious drama.		✓	
2. Describe how theatre artists collaborate in order to create a theatrical production.		✓	
3. Define the specific function of actor, director, playwright, designer, producer, technicians, audience and crew.		✓	
4. Identify the major genres of theatre.	✓	✓	
5. Use basic theatre terminology in written performance critiques.			
1. identify and analyze rhetorical messages in drama, poetry, and prose literature.		✓	
2. identify and demonstrate knowledge of literary form/devices of the above genre.		✓	

General Studies General Education
A.A. Degree: General Studies, Emphasis in Humanities

PLOs: Upon satisfactory completion of the course requirements for the General Studies, Emphasis in Humanities Associate of Arts Degree the student will be able to:			
CLO#: Students successfully completing this course will be able to:	1. Follow the Career and Technical Education Pathway for associate degree on page 71 of the 2011-2012 MIC Catalog. Satisfactory completion of this pathway will result in an associate degree from Modesto Junior College.	2. In fulfillment of the Career and Technical Education Pathway degree requirements, select and complete a General Studies emphasis from the following pages. Coursework completed in fulfillment of a General Education requirement cannot be reapplied toward a General Studies emphasis.	3. For this non-transfer emphasis, complete a minimum of 18 units from the list below. Of that 18 units, select two disciplines. Complete 6 Units in each. Students may not double-count units with General Education courses.
3. apply performance technique and analysis of literature in the selection and performance of prose, poetry, and dramatic literature.	✓	✓	
4. demonstrate knowledge of literary form, rhetorical analysis, and performance technique in the oral and written critique of in-class student performances.		✓	
1. adapt any material into a script format.	✓	✓	
2. Interpret literature by using voices and nonverbal communication to enhance the author's message for an audience.	✓	✓	
3. describe the Readers Theatre process.			
1. demonstrate an understanding of storytelling principles.		✓	
2. analyze a story to determine the story's seven logical parts.	✓	✓	
3. select, analyze, and perform stories utilizing the performance skills of memorization, vocal projection, spatial awareness, and physical expression.		✓	
4. evaluate peer story performances in written and verbal forms.		✓	
1. read and analyze material in a variety of disciplines.	✓	✓	
2. use various directorial techniques to adapt literature to convey their intended message.		✓	
3. properly cut and edit performance material from larger works.		✓	
4. plan, produce, and direct a Readers Theatre program.		✓	
1. Define the process of playwriting.			




General Studies General Education
A.A. Degree: General Studies, Emphasis in Humanities

PLOs:
 Upon satisfactory completion of the course requirements for the General Studies, Emphasis in Humanities Associate of Arts Degree the student will be able to:

<p>CLO#: Students successfully completing this course will be able to:</p>	<p>1. Follow the Career and Technical Education Pathway for associate degree on page 71 of the 2011-2012 MIC Catalog. Satisfactory completion of this pathway will result in an associate degree from Modesto Junior College.</p>	<p>2. In fulfillment of the Career and Technical Education Pathway degree requirements, select and complete a General Studies emphasis from the following pages. Coursework completed in fulfillment of a General Education requirement cannot be reapplied toward a General Studies emphasis.</p>	<p>3. For this non-transfer emphasis, complete a minimum of 18 units from the list below. Of that 18 units, select two disciplines. Complete 6 Units in each. Students may not double-count units with General Education courses.</p>
2. Self critique their own playwriting and appraise the plays of other students.		✓	
1. Express how to utilize the body and voice onstage in the context of presenting a character.		✓	
2. Solve memorization and other problems of scene preparation.		✓	
3. Evaluate methods of approaching characterization.		✓	
1. Employ advanced acting techniques for character development, physical and vocal warm ups, and performance preparation.		✓	
2. Analyze a script verbally and/or in writing in terms of theme, character and motivational units.	✓	✓	
3. Demonstrate the ability to improve a performance after receiving criticism from a director.		✓	
1. Identify the various musical and theatrical styles of American musical theatre.		✓	
2. Identify the major composer/lyricist teams, compare and contrast their major works.		✓	
3. Identify current trends in musical production values and the evolution of the genre as a whole.		✓	
1. Identify similarities and differences among concert dance, folk dance, and social dance.	✓	✓	
2. Demonstrate skill and knowledge of dance and its vocabulary in specific cultures & styles	✓	✓	
3. Critically evaluate a dance performance through written response using Goethe's evaluation method and student's personal aesthetic.		✓	
4. Identify influential artists in dance and their contributions to the art form.	✓	✓	

General Studies General Education
A.A. Degree: General Studies, Emphasis in Humanities

PLOs:
 Upon satisfactory completion of the course requirements for the General Studies, Emphasis in Humanities Associate of Arts Degree the student will be able to:

<p>CLO#: Students successfully completing this course will be able to:</p>	<p>1. Follow the Career and Technical Education Pathway for associate degree on page 71 of the 2011-2012 MIC Catalog. Satisfactory completion of this pathway will result in an associate degree from Modesto Junior College.</p>	<p>2. In fulfillment of the Career and Technical Education Pathway degree requirements, select and complete a General Studies emphasis from the following pages. Coursework completed in fulfillment of a General Education requirement cannot be reapplied toward a General Studies emphasis.</p>	<p>3. For this non-transfer emphasis, complete a minimum of 18 units from the list below. Of that 18 units, select two disciplines. Complete 6 Units in each. Students may not double-count units with General Education courses.</p>
<p>5. Develop a time line of dance history.</p>			
<p>6. Participate in a specific dance topic presentation through historical research and a minimum of one visual component.</p>			

Associate of Arts Degree: General Studies, Emphasis in Humanities
Qualitative Analysis and Reflection on Program PLOs WORKSHEET

Faculty Members Present:

Chad Redway		
Pat Bryan		
Douglas Smith	2	1
Lynette Bourcier		
Lori Bruhn	2	1

Please provide a brief and cogent narrative in response to each of the following questions. Responses will be used to reflect on learning outcomes and be used for data analysis and planning.

1. Do the course learning outcomes (CLOs) represent the overall purpose(s) of the course(s)? Please explain why or why not.

The GLOs were not matched correctly with PLOs - they were fixed manually.

2. Do the program learning outcomes (PLOs) represent the overall purpose(s) of the program? Please explain why or why not.

Yes, the outcomes all speak to cultural awareness & decision judgment.

3. How well did the course learning outcomes (CLOs) fulfill, support and align with the program learning outcomes (PLOs)? Please explain.

Yes, and CLO met at least one of the two GLOs.

This program is a good fit to gen. outcomes

4. You've mapped your CLOs to PLOs. You've also been provided CLO assessment data in your packet; now, take some time to reflect on, consider and analyze the data you have. What does your CLO data tell you about your PLOs?

One of the challenges of a program this broad is the variety of tools used to assess data. We may develop an assessment tool.

5. In reviewing the questions above, please identify an action plan.

Action Plan:

✓ update a review of existing CLO's & PLO's
✓ generate a cross-disciplinary assessment
of the total of the program
to help a

DOUG

Arts, Humanities, and Communications
A.A. Degree: Photography

PLOs:
Upon satisfactory completion of the course requirements for the Photography Associate of Arts Degree the student will be able to:

COURSE ID	CLO#: Students successfully completing this course will be able to:	1. Demonstrate preparedness to successfully continue studies in art at an upper division level.	2. Represent and interpret aspects of their physical and social environment in a variety of photography-related media	3. Plan, design, and product original works of art	4. Make informed assessments of quality and effectiveness in works of art, including their own. Identify and distinguish various historical periods of photography-related art.
ART 124	1. describe the three basic strategies to create balance in two-dimensional design.	X		✓	
ART 124	2. Describe the subtractive process of color theory, and demonstrate that knowledge by creating a twelve-hue color wheel using only the primary colors.	X		✓	
ART 124	3. develop the visual and verbal vocabulary necessary to examine and review the strengths and weaknesses of designs created by other students or designers.	X			✓
ART 124	4. utilize four different line techniques, and demonstrate their ability to apply contour line, parallel line hatching, scribble and stipple to specific drawing problems.	X		X	
ART 124	5. Describe the role of invented texture, and demonstrate that understanding through the execution of a collage portrait using found text.	X		X	
ART 124	6. Utilize the proper terms for and applied vocabulary of compositional and color theory.	X			✓
ART 160	1. list and define the proper art terms and vocabulary.	X			✓
ART 160	2. list and describe the elements of Art and principles of design.	X			
ART 160	3. list and describe the basic media used in two and three dimensional artwork.	X			
ART 160	4. evaluate art work based on historical context and intent of the artist.	X	✓		
ART 163	1. recognize the major monuments of the great art periods of the Modern era in the Western Tradition from c. 1776 to the present.	X			✓
ART 163	2. demonstrate comprehension of the general style, composition, color harmonies, techniques, and medium qualities of a work of art.	X			✓
ART 163	3. evaluate the basic qualities of an artwork, i.e. style, composition, color, technique, and medium.	X			✓
ART 163	4. evaluate original works of art.	X			✓
ART 164	1. recognize the major monuments of the great art periods from the prehistoric to the Medieval era focusing on the Western Tradition.	X			✓
ART 164	2. demonstrate comprehension of the general style, composition, color harmonies, techniques, and medium qualities of a work of art.	X			✓
ART 164	3. evaluate the basic qualities of an artwork, i.e. style, composition, color, technique, and medium.	X			✓
ART 164	4. evaluate original works of art.	X			✓
ART 165	1. recognize the major monuments of the great art periods from the Renaissance to the Modern era in Europe from c. 1300 to the present.	✓			X
ART 165	2. demonstrate their comprehension of the general style, composition, color harmonies, techniques, and medium qualities of a work of art.	✓			X

Arts, Humanities, and Communications

A.A. Degree: Photography

PLOs:
Upon satisfactory completion of the course requirements for the Photography Associate of Arts Degree the student will be able to:

COURSE ID	CLO#: Students successfully completing this course will be able to:	1. Demonstrate preparedness to successfully continue studies in art at an upper division level.	2. Represent and interpret aspects of their physical and social environment in a variety of photography-related media	3. Plan, design, and product original works of art	4. Make informed assessments of quality and effectiveness in works of art, including their own. Identify and distinguish various historical periods of photography-related art.
ART 165	3. recognize the general style, composition, color, technique, and medium qualities of a work of art through close examination.	✓		✓	
ART 165	4. evaluate original works of art.	✓	✓	✓	✓
ART 165 <i>Last</i>	No CLO's Found <i>See action plan - they were submitted 2016</i>				
ART 170	1. demonstrate how light and chemicals interact with film and paper to create photographic images.	✓		✓	✓
ART 170	2. address fundamental visual and/or conceptual themes.	✓	✓	✓	✓
ART 170	3. analyze and evaluate artwork from technical and conceptual perspectives.	✓		✓	✓
ART 170	4. identify general aesthetic movements and the work of a wide range of culturally and socially diverse photographers in contemporary and historic photography.	✓		✓	✓
ART 170	5. demonstrate fluency in camera operation and introductory darkroom skills (film and print processing, including contrast controls, toning, and other print enhancements) to create original photography as personal expression.	✓		✓	✓
ART 170	6. demonstrate introductory-level presentation techniques including spotting, dry mounting, and alternative print surface and other appropriate presentation strategies.			✓	
ART 172	1. demonstrate an intermediate level of ability to address complex visual and/or conceptual themes, to understand the relationship between form and content, and to display selectivity and judgment in the creation of his or her own artwork.	✓	✓	✓	✓
ART 172	2. demonstrate an intermediate level understanding of the principles of design and elements of composition related to photography.	✓		✓	✓
ART 172	3. employ techniques in black and white film exposure, film development applied to black and white materials, zone system exposure and development.	✓		✓	
ART 172	4. operate specialized printing controls, including contrast control, advanced processing variations, and the use of chemical additives such as toners solutions to improve print quality.	✓		✓	✓
ART 172	5. evaluate print quality and presentation effectiveness.	✓		✓	✓
ART 172	6. demonstrate introductory techniques of studio lighting using strobe lighting and metering.	✓		✓	
ART 172	7. apply techniques for processing for print permanence and concepts of archival standards.	✓		✓	
ART 172	8. produce a personal portfolio of creative photographic work using intermediate concepts and techniques.				

Arts, Humanities, and Communications

A.A. Degree: Photography

PLOs:
Upon satisfactory completion of the course requirements for the Photography Associate of Arts Degree the student will be able to:

COURSE ID	CLO: Students successfully completing this course will be able to:	1. Demonstrate preparedness to successfully continue studies in art at an upper division level.	2. Represent and interpret aspects of their physical and social environment in a variety of photography-related media	3. Plan, design, and product original works of art	4. Make informed assessments of quality and effectiveness in works of art, including their own. Identify and distinguish various historical periods of photography-related art.
ART 173	1. use digital imaging software and hardware knowledgeably and independently, and demonstrate advanced digital problem solving skills.	✓		✓	
ART 173	2. expertly scan, process, edit and print digital photographs at a beginning level.	✓		✓	
ART 173	3. demonstrate use of device independent color management techniques by applying monitor and print profiles.	✓		✓	✓
ART 173	4. produce a personal portfolio of creative photographic work using appropriate artistic concepts and digital photographic techniques.	✓	✓	✓	✓
ART 173	5. critically analyze and evaluate his/her work, the work of peers and the work of photographic artists using photographic approaches to making their work.	✓	✓	✓	✓
ART 173	6. utilize productivity, diligence, exploration, and experimentation in making original photographic art.	✓	✓	✓	✓
ART 175	1. discuss basic color theory as it relates to the practice of color photography and color photographic materials.	✓		✓	✓
ART 175	2. recognize, with an advanced familiarity, an appreciation for a wide range of culturally and socially diverse photographic art forms, representations, and practices.		✓	✓	✓
ART 175	3. demonstrate an intermediate-level understanding of principals of lighting and creative applications of portable flash and studio lighting including the use of flash metering, lighting arrangement and exposure.	✓	✓	✓	✓
ART 175	4. use color film, printing materials and equipment to make original, impactful expressive photographs. <i>as well as digital applications</i>	✓		✓	✓
ART 175	5. produce an original portfolio of creative photographic work using appropriate artistic concepts and techniques.	✓	✓	✓	✓
ART 175	6. apply traditional and alternative presentation strategies and an intermediate level technical ability in presenting assigned projects.	✓	✓	✓	✓
ART 175	7. utilize productivity, diligence, exploration, and experimentation in making original photographic art.	✓	✓	✓	✓
ART 178B-D	1. develop an understanding of black and white and color photographic aesthetics and techniques including digital and analog media.	✓	✓	✓	✓
ART 178B-D	2. demonstrate appreciation for a wide range of culturally and socially diverse photographic art forms, representations, and practices.	✓	✓	✓	✓

Arts, Humanities, and Communications

A.A. Degree: Photography

PLOs:
Upon satisfactory completion of the course requirements for the Photography Associate of Arts Degree the student will be able to:

COURSE ID	CLO#: Students successfully completing this course will be able to:	1. Demonstrate preparedness to successfully continue studies in art at an upper division level.	2. Represent and interpret aspects of their physical and social environment in a variety of photography-related media	3. Plan, design, and product original works of art	4. Make informed assessments of quality and effectiveness in works of art, including their own. Identify and distinguish various historical periods of photography-related art.
ART 178B-D	3. employ an intermediate to advanced-level principals and practice of studio lighting and its creative potential to expression, including the use of flash metering, lighting arrangement and exposure.	✓		✓	
ART 178B-D	4. produce a personal portfolio of creative photographic work using appropriate artistic concepts and techniques.	✓	✓	✓	✓

Qualitative Analysis and Reflection on Program PLOs WORKSHEET

Faculty Members Present:

Douglas Smith	= DOUGLAS SMITH	
Richard Serrano	= Richard Serrano	
Tom Doherty	= Tom D	

Please provide a brief and cogent narrative in response to each of the following questions. Responses will be used to reflect on learning outcomes and be used for data analysis and planning.

1. Do the course learning outcomes (CLOs) represent the overall purpose(s) of the course(s)? Please explain why or why not.

Yes, they cover the purposes of the courses both specific to technical skills as well as to interpretive and evaluative skills.

2. Do the program learning outcomes (PLOs) represent the overall purpose(s) of the program? Please explain why or why not.

Yes, they prepare students for broad knowledge necessary to advance students to four-year programs.

The PLO #2 may need to be strengthened to emphasize the production skills of making art. I will add "render," to the #2 PLO as second word of sentence.

3. How well did the course learning outcomes (CLOs) fulfill, support and align with the program learning outcomes (PLOs)? Please explain.

The CLO's align very well with PLO's, however, I plan to broaden the CLO's, ^{still} including present elements, to reduce the number of CLO's.

Qualitative Analysis and Reflection on Program PLOs WORKSHEET

4. You've mapped your CLOs to PLOs. You've also been provided CLO assessment data in your packet; now, take some time to reflect on, consider and analyze the data you have. What does your CLO data tell you about your PLOs?

The CLO assessment data reflects broad success in the program. What needs to be addressed is the great need for depth in digital photography classes, that, of course, would help achieve PLO's #1, 3, & 4, by giving intermediate & advanced-level instruction in digital photography. The lack of a dedicated digital lab for photography classes has stymied growth in this area.

Related to this lack of depth is the present inability to hire adjunct art instructors to teach additional photography classes. We only have 1 full-time instructor in photography.

5. In reviewing the questions above, please identify an action plan.

Action Plan:

- ① Priority action will be to continue efforts to obtain greater access to a digital photography. I have lobbied for this for over 10 years with very little success. Currently we have access to an "engineering" lab, 2 days a week.
- ② ART 168 SLO/CLO's have been submitted - will resubmit.
- ③ Continue to lobby, request part-time instructors in photography.
- ④ The CLO's listed here are outdated and have been revised in the last 2 years. These will match well with our PLO. Similarly to the present CLO's.
- ⑤ Would like to include ART/PHOTO classes that comprise our night program but are presently inactivated. Will do that as soon as they are reactivated.

Arts, Humanities, and Communications
A.A. Degree: Speech Communication

PLoS: _____
 Upon satisfactory completion of the course requirements for the Speech Communication Associate of Arts Degree the student will be able to:

COURSE ID	CLO#	Students successfully completing this course will be able to:	1. Create, and effectively deliver, professional and engaging speeches that are cogent, clear and concise.	2. Construct a speech outline demonstrating clarity of ideas, proper source citation, awareness of audience and proper outlining techniques.	3. Evaluate speeches in written and verbal forms.	4. Identify and apply effective listening techniques.	3. Use the library and other modalities for effective research.	1. Demonstrate proficiency in reading and writing the International Phonetic Alphabet.	2. Identify the forty-four sounds of the English language.	3. Understand the mechanics of voice production.	4. Demonstrate a correct pronunciation of English words.	1. Prepare and deliver speeches which demonstrate adaptation to audience and correct use of research, organizational, and delivery skills.	1. Identify the various parts of a speech and respond appropriately in a small group and (b) respond appropriately to the roles displayed in the group.	3. Utilize appropriate verbal and nonverbal messages to promote effective interpersonal relationships.	SPCOM 102
		1. Create, and effectively deliver, professional and engaging speeches that are cogent, clear and concise.	✓												
		2. Construct a speech outline demonstrating clarity of ideas, proper source citation, awareness of audience and proper outlining techniques.	✓												
		3. Evaluate speeches in written and verbal forms.													
		4. Identify and apply effective listening techniques.													
		3. Use the library and other modalities for effective research.	✓												
		1. Demonstrate proficiency in reading and writing the International Phonetic Alphabet.													
		2. Identify the forty-four sounds of the English language.													
		3. Understand the mechanics of voice production.													
		4. Demonstrate a correct pronunciation of English words.													
		1. Prepare and deliver speeches which demonstrate adaptation to audience and correct use of research, organizational, and delivery skills.	✓												
		1. Identify the various parts of a speech and respond appropriately in a small group and (b) respond appropriately to the roles displayed in the group.	✓												
		3. Utilize appropriate verbal and nonverbal messages to promote effective interpersonal relationships.	✓												

Inactivate

Arts, Humanities, and Communications
A.A. Degree: Speech Communication

PLOs:
 Upon satisfactory completion of the course requirements for the Speech Communication Associate of Arts Degree the student will be able to:

COURSE ID	CLO#: Students successfully completing this course will be able to:	1. Construct a speech outline demonstrating clarity of ideas, proper source citation, awareness of audience, and proper outlining techniques.	2. Identify and apply principles of interpersonal communication theory to build functional relationships in a variety of settings.	3. Find, evaluate, and incorporate research materials into written and oral argumentation, as well as cite sources correctly.	4. Adequately debate others, present platform speeches, or perform works of literature in a classroom or outside venue.
SPCOM 103	1. identify and apply principles of interpersonal communication theory to build functional relationships.		✓		
SPCOM 103	2. utilize appropriate verbal and nonverbal messages to promote functional interpersonal relationships.		✓		
SPCOM 103	3. participate in and report on a variety of exercises highlighting individual introspection and dyadic encounters.		✓	✓	
SPCOM 104	1. recognize the moral, as well as logical, dimensions of rational discourse.				
SPCOM 104	2. differentiate between advocates' and critics' roles in argumentation, recognizing and applying basic logical requirements for a case to prove a proposition/thesis or refute or defend such a case.				
SPCOM 104	2. differentiate between types of propositions and the discovery of issues inherent to their analysis.	✓		✓	
SPCOM 104	3. find, evaluate, and incorporate research materials into written and oral argumentation, as well as cite sources correctly.	✓		✓	
SPCOM 104	3. create logically strong arguments and apply principles of fair-minded argument (including how to identify and respond to bias, fallacious reasoning, and propaganda).	✓		✓	

Arts, Humanities, and Communications
A.A. Degree: Speech Communication

PLOs:
Upon satisfactory completion of the course requirements for the Speech Communication Associate of Arts Degree the student will be able to:

*Develop critical thinking skills
critical analysis of
and produce communication*

COURSE ID	CLOs: Students successfully completing this course will be able to:	1. Construct a speech demonstrating clarity of ideas, proper source citation, awareness of audience, and proper outlining techniques.	2. Identify and apply principles of interpersonal communication theory to build functional relationships.	3. Find, evaluate, and incorporate research materials into written and oral argumentation, as well as cite sources correctly.	4. Adequately debate others, present platform speeches, or perform works of literature in a classroom or outside venue.
SPCOM 104	6. write evidence-based analysis papers, including essays, demonstrating logical reasoning and argumentation skills.				
SPCOM 105	1. use basic research and documentation skills to effectively prepare a presentation.	✓		✓	✓
SPCOM 105	2. develop and apply various rhetorical strategies in performance venues.	✓		✓	✓
SPCOM 105	3. analyze and adapt presentations for diverse audiences and settings.	✓	✓	✓	✓
SPCOM 105	4. create presentations that are succinct, professional, and engagingly persuasive.	✓		✓	✓
SPCOM 106	1. demonstrate an understanding of organizational and group communication theories and concepts.		✓	✓	
SPCOM 106	2. identify, research, and analyze ineffective organizational and group communication and make recommendations for improvement.		✓	✓	
SPCOM 106	3. deliver an individual and/or group presentation effectively using various public speaking techniques.	✓		✓	
SPCOM 107	1. demonstrate increased critical thinking.	✓		✓	
SPCOM 107	2. demonstrate logical arguments and responses to arguments.	✓		✓	✓
SPCOM 107	3. successfully adapt to judging paradigms in debate.	✓		✓	✓

Arts, Humanities, and Communications
A.A. Degree: Speech Communication

PLOs:
 Upon satisfactory completion of the course requirements for the Speech Communication Associate of Arts Degree the student will be able to:

COURSE ID	CLOs: Students successfully completing this course will be able to:	1. Construct a speech outline demonstrating clarity of ideas, proper source citation, awareness of audience, and proper outlining techniques.	2. Identify and apply principles of interpersonal communication theory to build functional relationships.	3. Find, evaluate, and incorporate research materials into written and oral argumentation, as well as cite sources correctly.	4. Adequately debate others, present platform speeches, or perform works of literature in a classroom or outside venue.
SPCOM 109	1. create a professional portfolio. Identify and apply limited research to a specific topic. research the theories of communication and professional development.	✓	✓	✓	
SPCOM 109	2. demonstrate effective coaching skills.		✓		
SPCOM 109	3. identify skills of communication. professional development approach to management. <i>management</i>		✓		
SPCOM 110	1. demonstrate knowledge of past and present theories of persuasion.			✓	
SPCOM 110	2. demonstrate knowledge by performing persuasive persuasive speeches.	✓		✓	
SPCOM 110	3. apply persuasive theories to real world persuasive events in the communication analysis.			✓	
SPCOM 115	No CLO's Found				
SPCOM 120	1. identify and analyze rhetorical messages in drama, poetry, and prose literature.	✓		✓	✓
SPCOM 120	2. identify and demonstrate knowledge of literary form/devices of the above genres	✓		✓	✓
SPCOM 120	3. apply performance technique and analysis of literature in the selection and performance of prose, poetry, and dramatic literature.			✓	✓
SPCOM 120	4. demonstrate knowledge of literary form, rhetorical analysis, and performance technique in the oral and written critique of in-class student performances.			✓	✓

4 of 6 books

Arts, Humanities, and Communications
A.A. Degree: Speech Communication

PLOs:
 Upon satisfactory completion of the course requirements for the Speech Communication Associate of Arts Degree the student will be able to:

COURSE ID	CLO#: Students successfully completing this course will be able to:	1. Construct a speech outline demonstrating clarity of ideas, proper source citation, awareness of audience, and proper outlining techniques.	2. Identify and apply principles of interpersonal communication theory to build functional relationships.	3. Find, evaluate, and incorporate research materials into written and oral argumentation, as well as cite sources correctly.	4. Adequately debate others, present platform speeches, or perform works of literature in a classroom or outside venue.
SPCOM 122	1. adapt any material into a script format.	✓		✓	
SPCOM 122	2. interpret literature by using voices and nonverbal communication to enhance the author's message for an audience.			✓	✓
SPCOM 122	3. describe the Readers Theatre process.	✓	✓	✓	✓
SPCOM 123	1. demonstrate an understanding of storytelling principles.	✓	✓	✓	✓
SPCOM 123	2. analyze a story to determine the logical parts.	✓	✓	✓	✓
SPCOM 123	3. select, analyze, and perform stories utilizing the performance skills of memorization, vocal projection, spatial awareness, and physical expression.	✓	✓	✓	✓
SPCOM 123	4. evaluate peer story performances in written and verbal forms.	✓	✓	✓	✓
SPCOM 124	1. read and analyze material in a variety of disciplines.	✓	✓	✓	
SPCOM 124	2. use various directorial techniques to adapt literature to convey their intended message.			✓	✓
SPCOM 124	3. properly cut and edit performance material from larger works.	✓		✓	✓
SPCOM 124	4. plan, produce, and direct a Readers Theatre program.	✓		✓	✓
SPCOM 125	No CLO's Found	DONE - ON BACK			
SPCOM 130	1. identify, explain, and demonstrate the eight BASIC tools of intercultural competence.	✓		✓	
SPCOM 130	2. distinguish between Intercultural Taxonomies.				

Define central terms, concepts, and theories integral to the study of intercultural communication.

Arts, Humanities, and Communications
A.A. Degree: Speech Communication

PLOs:
 Upon satisfactory completion of the course requirements for the Speech Communication Associate of Arts Degree the student will be able to:

COURSE ID	CLOs: Students successfully completing this course will be able to:	1. Construct a speech outline demonstrating clarity of ideas, proper source citation, awareness of audience, and proper outlining techniques.	2. Identify and apply principles of interpersonal communication theory to build functional relationships.	3. Find, evaluate, and incorporate research materials into written and oral argumentation, as well as cite sources correctly.	4. Adequately debate others, present platform speeches, or perform works of literature in a classroom or outside venue.
SPCOM 130	2. describe and analyze the symbolic nature of communication and how it creates individual, group, and cultural reality.	✓	✓	✓	
SPCOM 130	3. access and evaluate intercultural situations and identify obstacles to effective communication.	✓	✓	✓	
SPCOM 135	No CLO's Found	← 1, 3, 4 & on all			
SPCOM 145	1. develop agendas and organize meetings.	✓		✓	
SPCOM 145	2. present, debate, and dispose of motions.	✓		✓	✓
SPCOM 145	3. demonstrate skills of a functional chairperson.			✓	✓
SPCOM 145	4. demonstrate knowledge of the rules and strategies of parliamentary procedure.			✓	✓
SPCOM 199	No CLO's Found				

2. Analyze how their upbringing influences their interactions with others

remains →

2. ?

2. ?

Qualitative Analysis and Reflection on Program PLOs WORKSHEET

Faculty Members Present:

Atlan McKissick	Jean Sahlanian	
Barbara Adams	Charles Muller	
Todd Guy		
Kim Gyuran		
Leslie Collins		

Please provide a brief and cogent narrative in response to each of the following questions. Responses will be used to reflect on learning outcomes and be used for data analysis and planning.

1. Do the course learning outcomes (CLOs) represent the overall purpose(s) of the course(s)? Please explain why or why not.

Same as A.A.-T

2. Do the program learning outcomes (PLOs) represent the overall purpose(s) of the program? Please explain why or why not.

For students wishing to obtain an AA degree and/or transfer to a university the PLOs represent the purpose of the program described on page 124 of the 2012-13 NJC Catalog.

3. How well did the course learning outcomes (CLOs) fulfill, support and align with the program learning outcomes (PLOs)? Please explain.

Same as A.A.-T

Associate of Arts Degree: Speech Communication

Qualitative Analysis and Reflection on Program PLOs WORKSHEET

4. You've mapped your CLOs to PLOs. You've also been provided CLO assessment data in your packet; now, take some time to reflect on, consider and analyze the data you have. What does your CLO data tell you about your PLOs?

The evidence shows the speech comm faculty have assessed all active courses within the timeline provided. These data has shown the strengths within each speech comm course and a need to revise some assessment instruments for program improvement and student success. The next step is to do a meta-analysis on the current CLO data to determine PLO validity.

5. In reviewing the questions above, please identify an action plan.

Action Plan:

- SPLcom 101 - we plan to ~~inactivate~~ the course in 2013 because the CLOS did not align the PLOs.
- SPLcom 109 - we plan to inactivate the course in 2013 ~~because~~ due to budgetary constraints.

The speech communication faculty plans to revisit our PLO mapping one year ~~year~~ ^{after} we received the edited version of our work completed ~~was~~ on 8/24/12.

SPL000125

1. Use basic research and documentation skills to effectively prepare a presentation (1, 3, 4)

2. Develop and apply various performance strategies in performance venues. (1, 3, 4)

~~3. Prepare and edit performance materials and notes~~

3. Analyze and adapt presentations for diverse audiences and settings. (1, 3, 4)

4. Create presentations that are logical, professional, and engaging. (1, 3, 4)

Arts, Humanities, and Communications

A.A. Degree: Theatre

**See first page for 2-4 PLO's*

PLOs:
Upon satisfactory completion of the course requirements for the Theatre Associate of Arts Degree the student will be able to:

COURSE ID	CLO#: Students successfully completing this course will be able to:	1. Demonstrate knowledge of theatre from a historical perspective #1	2. Synthesize and apply information on contemporary trends and technologies in theatre #2	3. Analyze a theatrical text. #3	4. Research and analyze the directing of other directors. #4	5. Demonstrate knowledge of theatrical protocol.	6. Demonstrate understanding of the collaborative nature of theatre.	7. Demonstrate the process required to prepare a resume, audition piece, or portfolio.	8. Practice commitment and self-discipline required for success in theatre.	9. Employ initiative and leadership qualities in individual development and growth.	10. Express creativity in the artistic process #5
THETR 101	4. demonstrate a correct pronunciation of English words <i>NA</i>										
THETR 105	No CLO's Found										
THETR 122	1. adapt any material into a script format.			✓							
THETR 122	2. interpret literature by using voices and nonverbal communication to enhance the author's message for an audience.	✓	✓	✓	✓						✓
THETR 122	3. describe the Readers Theatre process.			✓							
THETR 123	1. demonstrate an understanding of storytelling principles.	✓		✓	✓						✓
THETR 123	2. analyze a story to determine the story's seven logical parts.	✓		✓							

Has not been taught 8/12

Arts, Humanities, and Communications
A.A. Degree: Theatre

PLOs: Upon satisfactory completion of the course requirements for the Theatre Associate of Arts degree the student will be able to:

** See page 1 for 24 PLOs*

COURSE ID	CLOs: Students successfully completing this course will be able to:	1. Demonstrate knowledge of theatre from a historical perspective #1	2. Synthesize and apply information on contemporary trends in theatre #2	3. Analyze a theatrical text. #3	4. Research and analyze the directing of other directors. #4	5. Demonstrate knowledge of theatrical protocol. #5	6. Demonstrate understanding of the collaborative nature of theatre. #6	7. Demonstrate the process required to prepare a resume, audition piece, or portfolio. #7	8. Practice commitment and self-discipline required for success in theatre. #8	9. Employ initiative and leadership qualities in individual development and growth. #9	10. Express creativity in the artistic process. #10
THETR 123	3. select, analyze, and perform stories utilizing the performance skills of memorization, vocal projection, spatial awareness, and physical expression.	✓	✓	✓	✓	✓	✓	✓	✓	✓	✓
THETR 123	4. evaluate peer story performances in written and verbal forms.	✓	✓	✓	✓	✓	✓	✓	✓	✓	✓
THETR 124	1. read and analyze material in a variety of disciplines.	✓	✓	✓	✓	✓	✓	✓	✓	✓	✓
THETR 124	2. use various directorial techniques to adapt literature to convey their intended message.	✓	✓	✓	✓	✓	✓	✓	✓	✓	✓
THETR 124	3. properly cut and edit performance material from larger works.	✓	✓	✓	✓	✓	✓	✓	✓	✓	✓

Arts, Humanities, and Communications
A.A. Degree: Theatre

* See first page for 2-4 PLOs

COURSE ID	CLO#: Students successfully completing this course will be able to:	1. Demonstrate knowledge of theatre from a historical perspective #1	2. Synthesize and apply information on contemporary trends and technologies in theatre. #2	3. Analyze a theatrical text. #3	4. Research and analyze the directing of other directors. #4	5. Demonstrate knowledge of theatrical protocol. #5	6. Demonstrate understanding of the collaborative nature of theatre.	7. Demonstrate the process required to prepare a resume, audition piece, or portfolio.	8. Practice commitment and self-discipline required for success in theatre.	9. Employ initiative and leadership qualities in individual development and growth.	10. Express creativity in the artistic process. #5
THETR 124	4. plan, produce, and direct a Readers Theatre program.	✓	✓	✓	✓	✓	✓	✓	✓	✓	✓
THETR 127	No CLO's Found										
THETR 129	No CLO's Found										
THETR 131	No CLO's Found										
THETR 150	1. Define the process of playwriting. 3. Self-critique their own playwriting and appraise the plays of other students.	Deactivated									
THETR 156	1. Identify the responsibilities in rehearsal and performance of a Comedy. 2. Demonstrate comedy acting performance skills on stage before a live audience.	✓	✓	✓	✓	✓	✓	✓	✓	✓	✓
THETR 156	3. Apply traditional theatrical terminology and protocol in the context of a Comedy play production.	✓	✓	✓	✓	✓	✓	✓	✓	✓	✓

Arts, Humanities, and Communications

A.A. Degree: Theatre

*** See first page for 2-4 PLOs**

COURSE ID	CLOs: Students successfully completing this course will be able to:	1. Demonstrate knowledge of theatre from a historical perspective	2. Synthesize and apply information on contemporary trends and technologies in theatre	3. Analyze a theatrical text	4. Research and analyze the directing of other directors	5. Demonstrate knowledge of theatrical protocol.	6. Demonstrate understanding of the collaborative nature of theatre	7. Demonstrate the process required to prepare a resume, audition piece, or portfolio.	8. Practice commitment and self-discipline required for success in theatre.	9. Employ initiative and leadership qualities in individual development and growth.	10. Express creativity in the artistic process
THETR 157	1. Identify the responsibilities in rehearsal and performance of a Drama.	#1 ✓	#2 ✓	#3 ✓	#4 ✓	✓	✓	✓	✓	✓	#5 ✓
THETR 157	2. Demonstrate drama acting performance skills on stage before a live audience.	✓	✓	✓	✓	✓	✓	✓	✓	✓	✓
THETR 157	3. Apply traditional theatrical terminology and protocol in the context of a Drama play production.	✓	✓	✓	✓	✓	✓	✓	✓	✓	✓
THETR 158	1. Identify the responsibilities in rehearsal and performance of a Classical theatre piece.	✓	✓	✓	✓	✓	✓	✓	✓	✓	✓
THETR 158	2. Demonstrate classical acting performance skills on stage before a live audience.	✓	✓	✓	✓	✓	✓	✓	✓	✓	✓

Arts, Humanities, and Communications
A.A. Degree: Theatre

* See first page for 2-4 PLO's

COURSE ID	CLOB: Students successfully completing this course will be able to:	1. Demonstrate knowledge of theatre from a historical perspective #1	2. Synthesize and apply information on contemporary trends in theatre #2	3. Analyze a theatrical text #3	4. Research and analyze the directing of other directors #4	5. Demonstrate knowledge of theatrical protocol.	6. Demonstrate understanding of the collaborative nature of theatre.	7. Demonstrate the process required to prepare a resume, audition piece, or portfolio.	8. Practice commitment and self-discipline required for success in theatre.	9. Employ initiative and leadership qualities in individual development and growth.	10. Express creativity in the artistic process #5
THETR 158	3. Apply traditional theatrical terminology and protocol in the context of a Classical play production.	✓	✓	✓	✓	✓	✓	✓	✓	✓	✓
THETR 159	1. Identify the responsibilities in rehearsal and performance of Musical Theatre piece.		✓	✓	✓	✓	✓	✓	✓	✓	✓
THETR 159	2. Demonstrate musical theater acting performance skills on stage before a live audience.		✓	✓	✓	✓	✓	✓	✓	✓	✓
THETR 159	3. Apply traditional theatrical terminology and protocol in the context of a Musical Theatre production.	✓	✓	✓	✓	✓	✓	✓	✓	✓	✓
THETR 160	1. Express how to utilize the body and voice onstage in the context of presenting a character.		✓	✓	✓	✓	✓	✓	✓	✓	✓

PLOs:
Upon satisfactory completion of the course requirements for the Theatre Associate of Arts Degree the student will be able to:

Arts, Humanities, and Communications
A.A. Degree: Theatre

PLOs:
Upon satisfactory completion of the course requirements for the Theatre Associate of Arts Degree the student will be able to:

** See first page for 24 PLOs*

COURSE ID	CLOs: Students successfully completing this course will be able to:	1. Demonstrate knowledge of theatre from a historical perspective #1	2. Synthesize and apply information on contemporary trends and technologies in theatre #2	3. Analyze a theatrical text #3	4. Research and analyze the directing of other directors #4	5. Demonstrate knowledge of theatrical protocol	6. Demonstrate understanding of the collaborative nature of theatre.	7. Demonstrate the process required to prepare a resume, audition piece, or portfolio.	8. Practice commitment and self-discipline required for success in theatre.	9. Employ initiative and leadership qualities in individual development and growth.	10. Express creativity in the artistic process #5
THETR 160	2. Solve memorization and other problems of scene preparation.	✓	✓	✓	✓	✓	✓	✓	✓	✓	✓
THETR 160	3. Evaluate methods of approaching characterization.	✓	✓	✓	✓	✓	✓	✓	✓	✓	✓
THETR 161	1. Employ advanced acting techniques for character development, physical and vocal warm ups, and performance preparation.	✓	✓	✓	✓	✓	✓	✓	✓	✓	✓
THETR 161	2. Analyze a script verbally and/or in writing in terms of theme, character and motivational units.	✓	✓	✓	✓	✓	✓	✓	✓	✓	✓
THETR 161	3. Demonstrate the ability to improve a performance after receiving criticism from a director.	✓	✓	✓	✓	✓	✓	✓	✓	✓	✓
THETR 164	1. Discuss the rules for improvisational performance.	✓	✓	✓	✓	✓	✓	✓	✓	✓	✓
THETR 164	2. Demonstrate the ability to construct and create a story.	✓	✓	✓	✓	✓	✓	✓	✓	✓	✓

Arts, Humanities, and Communications
A.A. Degree: Theatre

* See first page for 2-4 PLOs

COURSE ID	CLO#: Students successfully completing this course will be able to:	1. Demonstrate knowledge of theatre from a historical perspective #	2. Synthesize and apply information on contemporary trends and technologies in theatre #	3. Analyze a theatrical text #2	4. Research and analyze the directing of other directors #4	5. Demonstrate knowledge of theatrical protocol.	6. Demonstrate understanding of the collaborative nature of theatre.	7. Demonstrate the process required to prepare a resume, audition piece, or portfolio.	8. Practice commitment and self-discipline required for success in theatre.	9. Employ initiative and leadership qualities in individual development and growth.	10. Express creativity in the artistic process #5
THETR 164	3. Perform skillfully as an ensemble member in front of an audience	✓	✓	✓	✓	✓	✓	✓	✓	✓	✓
THETR 165	Identify the various musical and theatrical styles of American musical theatre.	✓	✓	✓	✓	✓	✓	✓	✓	✓	✓
THETR 165	Identify the major composer/lyricist teams, compare and contrast their major works.	✓	✓	✓	✓	✓	✓	✓	✓	✓	✓
THETR 165	Identify current trends in musical production values and the evolution of the genre as a whole.	✓	✓	✓	✓	✓	✓	✓	✓	✓	✓
THETR 170X.A	1. Execute movements identifying rhythmic isolations in the body. 2. Perform choreographed dance skills through dance phrases and combinations with detail and dynamics.	✓	✓	✓	✓	✓	✓	✓	✓	✓	✓

Arts, Humanities, and Communications
A.A. Degree: Theatre

* See first page for 2-4 PLOs											
COURSE ID	CLO#: Students successfully completing this course will be able to:	1. Demonstrate knowledge of theatre from a historical perspective #1	2. Synthesize and apply information on contemporary trends and technologies in theatre #2	3. Analyze a theatrical text #3	4. Research and analyze the directing of other directors #4	5. Demonstrate knowledge of theatrical protocol.	6. Demonstrate understanding of the collaborative nature of theatre.	7. Demonstrate the process required to prepare a resume, audition piece, or portfolio.	8. Practice commitment and self-discipline required for success in theatre.	9. Employ initiative and leadership qualities in individual development and growth.	10. Express creativity in the artistic process #5
THETR 170X,A	3. Observe, describe, and analyze the various components of a dance performance through critique writing using appropriate dance vocabulary and choreography forms.	✓		✓	✓						✓
THETR 170X,A	4. Demonstrate modern dance combinations and locomotor skills with proper alignment, musicality, rhythmic accuracy, dynamics, balance, and kinesthetic awareness.										✓
THETR 174	No CLO's Found										
THETR 175	1. Analyze a script in terms of themes, place, time, style, plot, genre, and mood.	✓		✓	✓						

Arts, Humanities, and Communications

A.A. Degree: Theatre

** See ^{first} page for 2-4 plots*

PLOs:
Upon satisfactory completion of the course requirements for the Theatre Associate of Arts Degree the student will be able to:

COURSE ID	CLOs: Students successfully completing this course will be able to:	1. Demonstrate knowledge of theatre from a historical perspective #1	2. Synthesize and apply information on contemporary trends and technologies in theatre #2	3. Analyze a theatrical text. #3	4. Research and analyze the directing of other directors. #4	5. Demonstrate knowledge of theatrical protocol.	6. Demonstrate understanding of the collaborative nature of theatre.	7. Demonstrate the process required to prepare a resume, audition piece, or portfolio.	8. Practice commitment and self-discipline required for success in theatre.	9. Employ initiative and leadership qualities in individual development and growth.	10. Express creativity in the artistic process #5
THETR 175	2. Categorize character traits of the main characters in terms of social level, physical traits and personality traits.	✓		✓	✓						
THETR 175	3. Participate in a collaborative discussion with the director and other designers.		✓								
THETR 175	4. Render a costume sketch and swatch it as a part of the whole production's costume design.	✓									✓
THETR 175	5. Define the elements of costume design.	✓		✓							
THETR 178	1. Define the functions of scenery design for a stage production.	✓		✓							
THETR 178	2. Define the elements of scenic design.	✓		✓							
THETR 178	3. Analyze a script in terms of themes, place, time, style, plot, genre, and mood.	✓		✓							

Arts, Humanities, and Communications
A.A. Degree: Theatre

PLOs: * See first page for 2-4 PLOs

Upon satisfactory completion of the course requirements for the Theatre Associate of Arts Degree the student will be able to:

COURSE ID	CLOR: Students successfully completing this course will be able to:	1. Demonstrate knowledge of theatre from a historical perspective #1	2. Synthesize and apply information on contemporary trends and technologies in theatre	3. Analyze a theatrical text. #3	4. Research and analyze the directing of other directors. #4	5. Demonstrate knowledge of theatrical protocol. #5	6. Demonstrate understanding of the collaborative nature of theatre.	7. Demonstrate the process required to prepare a resume, audition piece, or portfolio.	8. Practice commitment and self-discipline required for success in theatre.	9. Employ initiative and leadership qualities in individual development and growth.	10. Express creativity in the artistic process #5
THETR 178	4. Participate in collaborative discussion with the director and other designers.	✓	✓	✓	✓	✓	✓	✓	✓	✓	✓
THETR 178	5. Render a scenic design and construct a model.	✓	✓	✓	✓	✓	✓	✓	✓	✓	✓
THETR 182	1. Define the functions of stage lighting for the stage and discuss methods to achieve each within the context of an actual production.	✓	✓	✓	✓	✓	✓	✓	✓	✓	✓
THETR 182	2. Identify the four controllable properties of light and demonstrate effective use of each in order to solve the lighting requirements for a scene.	✓	✓	✓	✓	✓	✓	✓	✓	✓	✓
THETR 182	3. Demonstrate effective use of subtractive and additive color mixing techniques when lighting a scene.	✓	✓	✓	✓	✓	✓	✓	✓	✓	✓

Arts, Humanities, and Communications
A.A. Degree: Theatre

** See first page for 2-4 PLOs*

COURSE ID	CLOs: Students successfully completing this course will be able to:	1. Demonstrate knowledge of theatre from a historical perspective #1	2. Synthesize and apply information on contemporary trends and technologies in theatre #2	3. Analyze a theatrical text #3	4. Research and analyze the directing of other directors. #4	5. Demonstrate knowledge of theatrical vocabulary. #5	6. Demonstrate understanding of the collaborative nature of theatre.	7. Demonstrate the process required to prepare a resume, audition piece, or portfolio.	8. Practice commitment and self-discipline required for success in theatre.	9. Employ initiative and leadership qualities in individual development and growth.	10. Express creativity in the artistic process. #5
THETR 182	4. Discuss how to safely use common lighting equipment and accessories in the course of lighting a dance concert or play.		✓								
THETR 183	1. Demonstrate the ability to apply six different designs using the techniques of color, highlight and shadow in order to create a character. #1										✓
THETR 183	2. Research and assemble a makeup morgue. 3. Demonstrate the ability to draw a basic makeup design for a face.										
THETR 183											
THETR 184	1. Demonstrate the techniques for making a positive and negative face mold.										

Arts, Humanities, and Communications
A.A. Degree: Theatre

* See first page for 2+ Probs

COURSE ID	CLO: Students successfully completing this course will be able to:	PLOs: Upon satisfactory completion of the course requirements for the Theatre Associate of Arts Degree the student will be able to:									
		1. Demonstrate knowledge of theatre from a historical perspective	2. Synthesize and apply information on contemporary trends and technologies in theatre	3. Analyze a theatrical text	4. Research and analyze the directing of other directors	5. Demonstrate knowledge of theatrical historical context/nature of theatre	6. Demonstrate understanding of the collaborative nature of theatre	7. Demonstrate the process required to prepare a resume, audition piece, or portfolio	8. Practice commitment and self-discipline required for success in theatre	9. Employ initiative and leadership qualities in individual development and growth	10. Express creativity in the artistic process
THETR 184	2. Compose a theatrical character by combining three different makeup techniques and clothing.	#1	#2	#3	#4	#5					#5
THETR 184	3. Demonstrate the ability to construct and apply latex pieces ranging from a bald cap to scar tissue.	UNACTUATED									
THETR 184	4. Research and assemble a makeup montage.	/									
THETR 185	1. Execute basic movement vocabulary utilizing the fundamentals of space, time, energy, & design.	/									
THETR 185	2. Execute stationary and locomotor movements appropriate to beginning skill level.			Need a	technical	skill	demonstrated in	Thet/Movement			

Arts, Humanities, and Communications
A.A. Degree: Theatre

* See first page for 2-4 plots

COURSE ID	CLO#; Students successfully completing this course will be able to:	1. Demonstrate knowledge of theatre from a historical perspective	2. Synthesize and apply information on contemporary trends and technologies in theatre.	3. Analyze a theatrical text.	4. Research and analyze the directing of other directors.	5. Demonstrate knowledge of technical protocols.	6. Demonstrate understanding of the collaborative nature of theatre.	7. Demonstrate the process required to prepare a scene, audition piece, or portfolio.	8. Practice commitment and self-discipline required for success in theatre.	9. Employ initiative and leadership qualities in individual development and growth.	10. Express creativity in the artistic process.
THETR 185	3. Demonstrate modern dance combinations and basic locomotor skills with proper alignment, musicality, rhythmic accuracy, and dynamics.	#	42	43	44	NEEDS	TECHNIQUE SKILL PLO				#5
THETR 185	4. Demonstrate the ability to appraise dance as a critical and creative thinker in writing: applying dance knowledge and dance vocabulary.			✓							
THETR 185	5. Demonstrate an understanding of the "pioneer" personalities in modern dance history and their contributions to modern dance technique.										
THETR 185	1. Execute intermediate level modern dance technique.			NEEDS		NEEDS	TECHNIQUE SKILL PLO				

Arts, Humanities, and Communications
A.A. Degree: Theatre

COURSE ID	CLOM: Students successfully completing this course will be able to:	1. Demonstrate knowledge of theatre from a historical perspective #1	2. Synthesize and apply information on contemporary trends and technologies in theatre #2	3. Analyze a theatrical text. #3	4. Research and analyze the directing of other directors. #4	5. Demonstrate knowledge of theatrical production collaboratively of theatre. #5	6. Demonstrate understanding of the collaborative nature of theatre.	7. Demonstrate the process required to prepare a resume, audition piece, portfolio.	8. Practice commitment and discipline required for success in theatre.	9. Employ initiative and leadership qualities in individual assignments and group work.	10. Express creativity in the artistic process #5
THETR 186	2. Perform choreographed dance skills through dance phrases and combinations appropriate to current intermediate level with detail and dynamics.										
THETR 186	3. Demonstrate modern dance combinations and locomotor skills with proper alignment, musicality, rhythmic accuracy, dynamics, balance, and kinesthetic awareness.										
THETR 186	4. Execute movement combinations in a variety of music meters.										
THETR 186	5. Apply and demonstrate critical and creative thinking skills in dance.										

* See first page for 2-4 PLOs

Need a technical skill demonstrated in Theatre / Movement

||
||

Arts, Humanities, and Communications

A.A. Degree: Theatre

See first page for 2-3-4

PLOs:

Upon satisfactory completion of the course requirements for the Theatre Associate of Arts Degree the student will be able to:

COURSE ID	CLO#: Students successfully completing this course will be able to:	1. Demonstrate knowledge of theatre from a historical perspective	2. Synthesize and apply information on contemporary trends and technologies in theatre.	3. Analyze a theatrical text.	4. Research and analyze the directing of other directors.	5. Demonstrate knowledge of theatrical protocol.	6. Demonstrate understanding of the collaborative nature of theatre.	7. Demonstrate the process required to prepare a resume, audition piece, or portfolio.	8. Practice commitment and self-discipline required for success in theatre.	9. Employ initiative and leadership qualities in individual development and growth.	10. Express creativity in the artistic process
		41	2	3	4						45
THETR 186	6. Observe, describe, and analyze the various components of a dance performance through critique writing using appropriate dance vocabulary and choreography forms.			✓							
THETR 187	1. Execute advanced level modern dance technique.				needs a technique skills PLO						
THETR 187	2. Perform choreographed dance skills through dance phrases and combinations appropriate to current advanced level with detail and dynamics.			✓							

Arts, Humanities, and Communications
A.A. Degree: Theatre

See page 1 for #2, 3, 4

PLOs: Upon satisfactory completion of the course requirements for the Theatre Associate of Arts Degree the student will be able to:											
COURSE ID	CLC#: Students successfully completing this course will be able to:	1. Demonstrate knowledge of theatre from a historical perspective	2. Synthesize and apply information on contemporary trends and technologies in theatre.	3. Analyze a theatrical text.	4. Research and analyze the directing of other directors.	5. Demonstrate knowledge of theatrical production.	6. Demonstrate understanding of the collaborative nature of theatre.	7. Demonstrate the process required to prepare a resume, audition piece, or portfolio.	8. Practice committing and self-disciplined required for success in theatre.	9. Employ initiative and leadership qualities in individual development and growth.	10. Express creativity in the artistic process.
THETR 187	3. Demonstrate modern dance combinations and locomotor skills with proper alignment, musicality, rhythmic accuracy, dynamics, balance, and kinesthetic awareness.	#1	#2	#3	#4						
THETR 187	4. Execute movement combinations in a variety of music meters.					Need a technical skill					
THETR 187	5. Observe, describe, and analyze the various components of a dance performance through critique writing using appropriate dance vocabulary and choreography forms.										
THETR 187	6. Apply and demonstrate critical and creating thinking skills in dance.										

See page 41 for #2, 3, 4

COURSE ID	CLOs: Students successfully completing this course will be able to:	1. Demonstrate knowledge of theatre from a historical perspective	2. Synthesize and apply information on contemporary trends and technologies in theatre.	3. Analyze a theatrical text.	4. Research and analyze the directing of other directors.	5. Demonstrate knowledge of theatrical protocol.	6. Demonstrate understanding of the collaborative nature of theatre.	7. Demonstrate the process required to prepare a resume, audition piece, or portfolio.	8. Practice commitment and self-discipline required for success in theatre.	9. Employ initiative and leadership qualities in individual development and growth.	10. Express creativity in the artistic process.
JASB THETR 188	1. demonstrate basic movement vocabulary utilizing the fundamentals of time, space, energy, and design.	#1	#2	#3	#4						#2
THETR 188	2. Perform choreographed warm-up skills and dance phrases and combinations appropriate to current skill level.	Needs Skill									X
THETR 188	3. Demonstrate the ability to appraise dance as a critical and creative thinker in writing: applying dance knowledge and dance vocabulary.			✓							
THETR 188	4. Execute jazz dance locomotor skills with proper body alignment, musicality, rhythmic accuracy, and dynamics.	Needs Skill									
THETR 189	1. Understand and identify basic classical ballet vocabulary.	✓									

Arts, Humanities, and Communications

A.A. Degree: Theatre

See Page 41 w 2, 3, 4

COURSE ID	CLOs: Students successfully completing this course will be able to:	1. Demonstrate knowledge of theatre from a historical perspective	2. Synthesize and apply information on contemporary trends and technologies in theatre	3. Analyze a theatrical text.	4. Research and analyze the directing of other directors	5. Demonstrate knowledge of theatrical protocol.	6. Demonstrate understanding of the collaborative nature of theatre.	7. Demonstrate the process required to prepare a resume, audition piece, or portfolio.	8. Practice commitment and self-discipline required to succeed in theatre.	9. Employ initiative and leadership qualities in individual development and growth.	10. Express creativity in the artistic process
THETR 189	1. Demonstrate basic movements of classical ballet technique during barre and center work.	✓	42 ✓	43 ✓	44 ✓	45 ✓	46 ✓	47 ✓	48 ✓	49 ✓	50 ✓
THETR 189	3. Demonstrate the ability to appraise dance as a critical thinker.	✓	Needs	skill	PLD						
THETR 190A	1. Demonstrate knowledge of stage and shop safety rules and safe working practices.	✓	✓								
THETR 190A	2. Discuss how various crew members collaborate in order to rehearse and run a show.	✓	✓								✓
THETR 190A	3. Demonstrate discipline and teamwork in the course of running a show.	✓	✓								
THETR 190B	1. Demonstrate knowledge of stage and shop safety rules and safe working practices.	✓	✓								

PLOs:

Upon satisfactory completion of the course requirements for the Theatre Associate of Arts Degree the student will be able to:

Arts, Humanities, and Communications

A.A. Degree: Theatre

See page 1 for #2, 3, 4

COURSE ID	CLOs: Students successfully completing this course will be able to:	1. Demonstrate knowledge of theatre from a historical perspective	2. Synthesize and apply information on contemporary trends and technologies in theatre	3. Analyze a theatrical text	4. Research and analyze the directing of other directors	5. Demonstrate knowledge of theatrical protocol	6. Demonstrate understanding of the collaborative nature of theatre	7. Demonstrate the process required to prepare a resume, audition piece, or portfolio	8. Practice commitment and self-discipline required for access in theatre	9. Employ initiative and leadership qualities in individual development and growth	10. Express creativity in the artistic process
THETR 190B	2. Discuss how various crew members collaborate in order to rehearse and run a show.	#1 ✓	2 ✓	3 ✓	4 ✓	5 ✓	6 ✓	7 ✓	8 ✓	9 ✓	10 ✓
THETR 190B	3. Demonstrate discipline and teamwork in the course of running a show.		✓								
THETR 192	No CLO's Found										
THETR 194	1. Identify similarities and differences among concert dance, folk dance, and social dance.	✓		✓							
THETR 194	2. Demonstrate skill and knowledge of dance and its vocabulary in specific cultures & styles										

Done

Arts, Humanities, and Communications
A.A. Degree: Theatre

See Page 1 for #2, 3, 4

PLOs: Upon satisfactory completion of the course requirements for the Theatre Associate of Arts Degree the student will be able to:											
COURSE ID	CLO#: Students successfully completing this course will be able to:	1. Demonstrate knowledge of theatre from a historical perspective	2. Synthesize and apply information on contemporary trends and technologies in theatre.	3. Analyze a theatrical text.	4. Research and analyze the directing of other directors.	5. Demonstrate knowledge of theatrical protocol.	6. Demonstrate understanding of the collaborative nature of theatre.	7. Demonstrate the process required to prepare a resume, audition piece, or portfolio.	8. Practice commitment and self-discipline required for success in theatre.	9. Employ initiative and leadership qualities in individual development and growth.	10. Express creativity in the artistic process
THETR 194	3. Critically evaluate a dance performance through written response using Goethe's evaluation method and student's personal aesthetic.	#	2	3	4	/	/	/	/	/	AS
THETR 194	4. Identify influential artists in dance and their contributions to the art form.	✓									
THETR 194	5. Develop a time line of dance history.	✓									
THETR 194	6. Participate in a specific dance topic presentation through historical research and a minimum of one visual component.	✓									
THETR 195	No CLO's Found										
THETR 196	List and define the functions and duties of a stage manager.		✓	✓							

Arts, Humanities, and Communications
A.A. Degree: Theatre

See page 1 for "2, 3, 4"

PLOs: Upon satisfactory completion of the course requirements for the Theatre Associate of Arts Degree the student will be able to:											
COURSE ID	CLOs: Students successfully completing this course will be able to:	1. Demonstrate knowledge of theatre from a historical perspective	2. Synthesize and apply information on contemporary trends in theatre	3. Analyze a theatrical text.	4. Research and analyze the directing of other directors	5. Demonstrate knowledge of theatrical protocol.	6. Demonstrate understanding of the collaborative nature of theatre.	7. Demonstrate the process required to prepare a resume, audition piece, or portfolio.	8. Practice commitment and self-discipline required for success in theatre.	9. Employ initiative and leadership qualities in individual development and growth.	10. Express creativity in the artistic process
THETR 196	-Demonstrate the ability to organize the necessary paperwork and schedule to prepare and run rehearsals and performances.	✓	✓	✓	✓	✓	✓	✓	✓	✓	✓
THETR 196	-Identify the steps of producing a theatrical production.	✓	✓	✓	✓	✓	✓	✓	✓	✓	✓
THETR 198	No CLO's Found										

Qualitative Analysis and Reflection on Program PLOs WORKSHEET

Faculty Members Present:

Anne Shanto		
Michael Lynch		
Lori Bughini		
Lynette Borvelli		

Please provide a brief and cogent narrative in response to each of the following questions. Responses will be used to reflect on learning outcomes and be used for data analysis and planning.

1. Do the course learning outcomes (CLOs) represent the overall purpose(s) of the course(s)? Please explain why or why not.

NO - The CLOs are not ~~represented~~ current. In the assessment process, not all of our current CLOs were included.

2. Do the program learning outcomes (PLOs) represent the overall purpose(s) of the program? Please explain why or why not.

NO. The PLOs are not current. In the assessment process, not all of our current CLOs were included.

3. How well did the course learning outcomes (CLOs) fulfill, support and align with the program learning outcomes (PLOs)? Please explain.

We are going to combine 2 PLOs and add an additional PLO that addresses technique and skill in theatre and movement.

Qualitative Analysis and Reflection on Program PLOs WORKSHEET

- 4. You've mapped your CLOs to PLOs. You've also been provided CLO assessment data in your packet; now, take some time to reflect on, consider and analyze the data you have. What does your CLO data tell you about your PLOs?

This data has led us to a better understanding of our PLO's and helped us to reflect upon revisiting our CLO's to better support the PLO's.

The data showed that our students were not meeting the PLO's as well as we would like. We need to focus on the CLO's that are most important to the PLO's and make sure they are being met.

- 5. In reviewing the questions above, please identify an action plan.

Action Plan:

By Oct. 11, we will have revisions and additions to our PLO's & CLO's.

We will focus on the CLO's that are most important to the PLO's and make sure they are being met.

We will also make sure that our students are getting the most out of their education and that they are being prepared for the future.

Arts, Humanities, and Communications
A.A. Degree: University Preparation, Emphasis in Humanities

		PLOs: Upon satisfactory completion of the course requirements for the University Preparation, Emphasis in Humanities Associate of Arts Degree the student will be able to:				
COURSE ID	CLO#: Students successfully completing this course will be able to:	1. Describe how the performing and visual arts, literature, languages and the social sciences have influenced societies in various times	2. Analyze ways in which the performing and visual arts, literature, languages and the social sciences allow for individuals and social groups to form creative and critical responses to their societies and environment.	3. Demonstrate awareness of the various ways that the performing and visual arts, literature, languages and the social sciences provide creative and critical venues for expressing how culture, ethics, history, belief, and ethnicity affect individual experience and society as a whole.	4. Demonstrate the ability to interpret and analyze the performing and visual arts, literature, languages and the social sciences for meaning and to forge aesthetic, moral, social, political and historical judgments.	5. Demonstrate critical thinking in the analysis of artistic, literary, linguistic and academic knowledge production using both thematic and historical synthesis.
ENGL 116	1. Define and use terminology commonly found in the analysis of drama (e.g. mood, setting, characterization, theme, conflict, plot, and subplot);	X	X	X	X	X
ENGL 116	2. Describe major periods or movements (e.g. Elizabethan drama or Theater of the Absurd) in the historical development of drama and explain what their thematic interests and formal characteristics suggest about the culture at that time; and	X	X	X	X	X
ENGL 116	3. Demonstrate the ability to write a thesis-driven essay that analyzes drama using explication and/or literary theory.	X	X	X	X	X
ENGL 131	1. Identify and define literary techniques relevant to the study of world literature from its beginnings to 1500;	X	X	X	X	X
ENGL 131	2. Describe genres, periods, and themes relevant to the study of world literature from its beginnings to 1500; and	X	X	X	X	X
ENGL 131	3. Analyze and explain the literary, historical, and cultural significance of world literature from its beginnings to 1500.	X	X	X	X	X

Arts, Humanities, and Communications
A.A. Degree: University Preparation, Emphasis in Humanities

PLOs: Upon satisfactory completion of the course requirements for the University Preparation, Emphasis in Humanities Associate of Arts Degree the student will be able to:						
COURSE ID	CLO#: Students successfully completing this course will be able to:	1. Describe how the performing and visual arts, literature, languages and the social sciences have influenced societies in various times	2. Analyze ways in which the performing and visual arts, literature, languages and the social sciences allow for individuals and social groups to form creative and critical responses to their societies and environment.	3. Demonstrate awareness of the various ways that the performing and visual arts, literature, languages and the social sciences provide creative and critical venues for expressing how culture, ethics, history, belief, and ethnicity affect individual experience and society as a whole.	4. Demonstrate the ability to interpret and analyze the performing and visual arts, literature, languages and the social sciences for meaning and to forge aesthetic, moral, social, political and historical judgments.	5. Demonstrate critical thinking in the analysis of artistic, literary, linguistic and academic knowledge production using both thematic and historical synthesis.
ENGL 132	1. Demonstrate the ability to identify and define literary techniques relevant to the study of world literature from 1500 to the present;	X	X	X	X	X
ENGL 132	2. Demonstrate the ability to describe genres, periods, and themes relevant to the study of world literature from 1500 to the present; and	X	X	X	X	X
ENGL 132	3. Demonstrate the ability to analyze and explain the literary, historical, and cultural significance of important works of world literature from 1500 to the present.	X	X	X	X	X
ENGL 135	1. Identify and define literary techniques relevant to the study of early American literature;	X	X	X	X	X
ENGL 135	2. Describe genres, periods, and themes relevant to the study of early American literature;	X	X	X	X	X
ENGL 135	3. Analyze and explain the literary, historical, and cultural significance of important works of early American literature.	X	X	X	X	X
ENGL 136	1. Identify and define literary techniques relevant to the study of American literature from 1850 to the present;	X	X	X	X	X

Arts, Humanities, and Communications
A.A. Degree: University Preparation, Emphasis in Humanities

		PLOs: Upon satisfactory completion of the course requirements for the University Preparation, Emphasis in Humanities Associate of Arts Degree the student will be able to:				
COURSE ID	CLOM: Students successfully completing this course will be able to:	<i>1. Describe how the performing and visual arts, literature, languages and the social sciences have influenced societies in various times</i>	<i>2. Analyze ways in which the performing and visual arts, literature, languages and the social sciences allow for individuals and social groups to form creative and critical responses to their societies and environment.</i>	<i>3. Demonstrate awareness of the various ways that the performing and visual arts, literature, languages and the social sciences provide creative and critical venues for expressing how culture, ethics, history, belief, and ethnicity affect individual experience and society as a whole.</i>	<i>4. Demonstrate the ability to interpret and analyze the performing and visual arts, literature, languages and the social sciences for meaning and to forge aesthetic, moral, social, political and historical judgments.</i>	<i>5. Demonstrate critical thinking in the analysis of artistic, literary, linguistic and academic knowledge production using both thematic and historical synthesis.</i>
ENGL 136	2. Describe genres, periods, and themes relevant to the study of American literature from 1850 to the present; and	X	X	X	X	X
ENGL 136	3. Analyze and explain the literary, historical, and cultural significance of important works of American literature from 1850 to the present.	X	X	X	X	X
ENGL 137	1. Demonstrate the ability to identify and define literary techniques relevant to the study of British literature from its beginnings to the 18th century;	X	X	X	X	X
ENGL 137	2. Demonstrate the ability to describe genres, periods, and themes relevant to the study of British literature from its beginnings to the 18th century; and	X	X	X	X	X
ENGL 137	3. Demonstrate the ability to analyze and explain the literary, historical, and cultural significance of important works of British literature from its beginnings to the 18th century.	X	X	X	X	X
ENGL 138	1. Identify and define literary techniques relevant to the study of English literature from 1700 to the present;	X	X	X	X	X
ENGL 138	2. Describe genres, periods, and themes relevant to the study of English literature from 1700 to the present; and	X	X	X	X	X

Arts, Humanities, and Communications
A.A. Degree: University Preparation, Emphasis in Humanities

		PLOs: Upon satisfactory completion of the course requirements for the University Preparation, Emphasis in Humanities Associate of Arts Degree the student will be able to:				
COURSE ID	CLOs: Students successfully completing this course will be able to:	<i>1. Describe how the performing and visual arts, literature, languages and the social sciences have influenced societies in various times</i>	<i>2. Analyze ways in which the performing and visual arts, literature, languages and the social sciences allow for individuals and social groups to form creative and critical responses to their societies and environment.</i>	<i>3. Demonstrate awareness of the various ways that the performing and visual arts, literature, languages and the social sciences provide creative and critical venues for expressing how culture, ethics, history, belief, and ethnicity affect individual experience and society as a whole.</i>	<i>4. Demonstrate the ability to interpret and analyze the performing and visual arts, literature, languages and the social sciences for meaning and to forge aesthetic, moral, social, political and historical judgments.</i>	<i>5. Demonstrate critical thinking in the analysis of artistic, literary, linguistic and academic knowledge production using both thematic and historical synthesis.</i>
ENGL 138	3. Analyze and explain the literary, historical, and cultural significance of important works of English literature from 1700 to the present.	X	X	X	X	X
FREN 104	1. Demonstrate competency in listening, speaking, and writing at the high intermediate level as shown by written, oral, and aural exams;			X		
FREN 104	2. Read, discuss, and research various topics relating to history, culture, and literature; analyze authentic selections of texts such as newspaper articles and selections of literary works; and	X	X	X	X	X
FREN 104	3. Write analytical responses and essays about topics presented through readings as well as audio and video material.			X		X
HIST 104	1. Analyze the defining characteristics of the origin of civilizations.		X	X		X
HIST 104	2. Compare the rise of organized religion in early Western Civilization.	X	X	X	X	X
HIST 104	3. Explain the development of civilized warfare and organized militarism.	X	X	X	X	X
HIST 104	4. Demonstrate knowledge of reasons, other than military defeats, that civilizations fall.	X	X	X	X	X

Arts, Humanities, and Communications
A.A. Degree: University Preparation, Emphasis in Humanities

PLOs:
Upon satisfactory completion of the course requirements for the University Preparation, Emphasis in Humanities Associate of Arts Degree the student will be able to:

COURSE ID	CLO#: Students successfully completing this course will be able to:	1. Describe how the performing and visual arts, literature, languages and the social sciences have influenced societies in various times	2. Analyze ways in which the performing and visual arts, literature, languages and the social sciences allow for individuals and social groups to form creative and critical responses to their societies and environment.	3. Demonstrate awareness of the various ways that the performing and visual arts, literature, languages and the social sciences provide creative and critical venues for expressing how culture, ethics, history, belief, and ethnicity affect individual experience and society as a whole.	4. Demonstrate the ability to interpret and analyze the performing and visual arts, literature, languages and the social sciences for meaning and to forge aesthetic, moral, social, political and historical judgments.	5. Demonstrate critical thinking in the analysis of artistic, literary, linguistic and academic knowledge production using both thematic and historical synthesis.
HIST 104	5. Demonstrate knowledge of the significance of rise growth, and transformations of the Judeo-Christian-Islamic faiths to Western Civilization.	X	X	X	X	X
HIST 105	1. Define and provide historical examples of the development and application of political ideals.	X	X	X	X	X
HIST 105	2. Define and provide historical examples of the development and application of economic ideals.	X			X	
HIST 105	3. Define the concept of revolution, and analyze and interpret the history of major western political revolutions.	X	X		X	
HIST 105	4. Trace the cultural, social, political, and economic development of the nation-state and be able to analyze specific historical examples of nation building.	X		X	X	X
HIST 105	5. Trace major intellectual, social, and cultural changes in the western world and analyze their impact.	X	X	X		
HIST 105	6. Trace and analyze the relationship between the West and the rest of the world.	X		X	X	X
HIST 105	7. Describe and interpret contemporary events and issues in light of their roots in the past.	X	X	X	X	X

Arts, Humanities, and Communications
A.A. Degree: University Preparation, Emphasis in Humanities

PLOs:
 Upon satisfactory completion of the course requirements for the University Preparation, Emphasis in Humanities Associate of Arts Degree the student will be able to:

COURSE ID	CLOs: Students successfully completing this course will be able to:	1. Describe how the performing and visual arts, literature, languages and the social sciences have influenced societies in various times	2. Analyze ways in which the performing and visual arts, literature, languages and the social sciences allow for individuals and social groups to form creative and critical responses to their societies and environment.	3. Demonstrate awareness of the various ways that the performing and visual arts, literature, languages and the social sciences provide creative and critical venues for expressing how culture, ethics, history, belief, and ethnicity affect individual experience and society as a whole.	4. Demonstrate the ability to interpret and analyze the performing and visual arts, literature, languages and the social sciences for meaning and to forge aesthetic, moral, social, political and historical judgments.	5. Demonstrate critical thinking in the analysis of artistic, literary, linguistic and academic knowledge production using both thematic and historical synthesis.
HUMAN 101	1. Discuss, evaluate, and communicate, orally and in writing, the significance of the arts, literature, and philosophy in human life and analyze their cultural implications.	X	X	X	X	X
HUMAN 101	2. Discuss, evaluate, and communicate, orally and in writing, the interdisciplinary nature and methods of the Humanities for examining specific arts and ideas, and their interconnections.	X	X	X	X	X
HUMAN 101	3. Describe major creative and intellectual categories of humanistic endeavors, the characteristics of the medium, form, and content of specific examples (from such areas as painting, literature, sculpture, architecture, music, dance, theatre and film), and the processes by which they were created.	X	X	X	X	X
HUMAN 101	4. Explain the roles that philosophical, imaginative, and religious thinking and traditions play in shaping human culture and social institutions.	X	X	X	X	X

Arts, Humanities, and Communications
A.A. Degree: University Preparation, Emphasis in Humanities

		PLOs: Upon satisfactory completion of the course requirements for the University Preparation, Emphasis in Humanities Associate of Arts Degree the student will be able to:				
COURSE ID	CLOs: Students successfully completing this course will be able to:	1. Describe how the performing and visual arts, literature, languages and the social sciences have influenced societies in various times	2. Analyze ways in which the performing and visual arts, literature, languages and the social sciences allow for individuals and social groups to form creative and critical responses to their societies and environment.	3. Demonstrate awareness of the various ways that the performing and visual arts, literature, languages and the social sciences provide creative and critical venues for expressing how culture, ethics, history, belief, and ethnicity affect individual experience and society as a whole.	4. Demonstrate the ability to interpret and analyze the performing and visual arts, literature, languages and the social sciences for meaning and to forge aesthetic, moral, social, political and historical judgments.	5. Demonstrate critical thinking in the analysis of artistic, literary, linguistic and academic knowledge production using both thematic and historical synthesis.
HUMAN 101	5. Discuss, evaluate, and communicate, orally and in writing, the dependence of meaning in the arts upon cultural, historical, and individual contexts.	X	X	X	X	X
HUMAN 110	1. Evaluate similarities and differences between Eastern and Western world cultures by discussing and communicating, orally and in writing, examples from literature, visual, applied and performing arts, religion, myths, and philosophy.	X	X	X	X	X
HUMAN 110	2. Interpret the dependence of meaning and value upon cultural and historical contexts and the knowledge and expectations of the interpreter.	X	X	X	X	X
HUMAN 110	3. Discuss, evaluate, and communicate, orally and in writing, ideas such as West, East, Orientalism, Occidentalism, and enlightenment, war, colonialism, revolution, immigration, displacement, tourism, and globalism.	X	X	X	X	X
HUMAN 110	4. Discuss, evaluate, and communicate, orally and in writing, the importance and influence of diversity within and among cultures and societies in both the East and the West.	X	X	X	X	X

Arts, Humanities, and Communications
A.A. Degree: University Preparation, Emphasis in Humanities

PLOs:
 Upon satisfactory completion of the course requirements for the University Preparation, Emphasis in Humanities Associate of Arts Degree the student will be able to:

COURSE ID	CLO#: Students successfully completing this course will be able to:	1. Describe how the performing and visual arts, literature, languages and the social sciences have influenced societies in various times	2. Analyze ways in which the performing and visual arts, literature, languages and the social sciences allow for individuals and social groups to form creative and critical responses to their societies and environment.	3. Demonstrate awareness of the various ways that the performing and visual arts, literature, languages and the social sciences provide creative and critical venues for expressing how culture, ethics, history, belief, and ethnicity affect individual experience and society as a whole.	4. Demonstrate the ability to interpret and analyze the performing and visual arts, literature, languages and the social sciences for meaning and to forge aesthetic, moral, social, political and historical judgments.	5. Demonstrate critical thinking in the analysis of artistic, literary, linguistic and academic knowledge production using both thematic and historical synthesis.
HUMAN 110	5. Describe ways in which a given artistic work reflects a way of thinking, a cultural heritage, a larger set of values, or aspects of society in both the Eastern and Western cultural traditions.	X	X	X	X	X
HUMAN 130	1. Describe basic features of three major Western religions—Judaism, Christianity, and Islam—their origins and development and tenets.	X	X	X	X	X
HUMAN 130	2. Develop critical thinking skills by examining philosophical, aesthetic and social issues surrounding each of the religious traditions as sources for intercultural and civic knowledge and engagement.	X	X	X	X	X
HUMAN 130	3. Analyze how practitioners of these Western religions have used language and the arts to express spiritual experience and doctrine, dissent or a desire to reform, communal religious relationships or distance from them, attitudes towards diversity, tolerance, violence, the arts, mysticism, education and ethics.	X	X	X	X	X

Arts, Humanities, and Communications
A.A. Degree: University Preparation, Emphasis in Humanities

PLOs:
Upon satisfactory completion of the course requirements for the University Preparation, Emphasis in Humanities Associate of Arts Degree the student will be able to:

COURSE ID	CLOs: Students successfully completing this course will be able to:	1. Describe how the performing and visual arts, literature, languages and the social sciences have influenced societies in various times	2. Analyze ways in which the performing and visual arts, literature, languages and the social sciences allow for individuals and social groups to form creative and critical responses to their societies and environment.	3. Demonstrate awareness of the various ways that the performing and visual arts, literature, languages and the social sciences provide creative and critical venues for expressing how culture, ethics, history, belief, and ethnicity affect individual experience and society as a whole.	4. Demonstrate the ability to interpret and analyze the performing and visual arts, literature, languages and the social sciences for meaning and to forge aesthetic, moral, social, political and historical judgments.	5. Demonstrate critical thinking in the analysis of artistic, literary, linguistic and academic knowledge production using both thematic and historical synthesis.
HUMAN 130	4. Engage in independent research on a topic related to Judaic, Christian, and Islamic searches for meaning; synthesize and reflect on findings; communicate deeper knowledge and insights.					
HUMAN 130	5. Compare and explain similarities and differences among basic concepts common to Judaism, Christianity, and Islam, such as God, eternity, salvation, messiah, and atonement.					
PHILO 111	1. Explain and evaluate different theoretical orientations to ethics.			X	X	X
PHILO 111	2. Compare different ethical issues in terms of different theoretical orientations.			X	X	X
PHILO 111	3. Construct and evaluate arguments in support of, and in opposition to, different theoretical orientations in ethics.			X	X	X
PHILO 111	4. Construct and evaluate arguments in support of, and in opposition to, different ethical issues.			X	X	X

Arts, Humanities, and Communications
A.A. Degree: University Preparation, Emphasis in Humanities

PLOs:
 Upon satisfactory completion of the course requirements for the University Preparation, Emphasis in Humanities Associate of Arts Degree the student will be able to:

COURSE ID	CLO#: Students successfully completing this course will be able to:	1. Describe how the performing and visual arts, literature, languages and the social sciences have influenced societies in various times	2. Analyze ways in which the performing and visual arts, literature, languages and the social sciences allow for individuals and social groups to form creative and critical responses to their societies and environment.	3. Demonstrate awareness of the various ways that the performing and visual arts, literature, languages and the social sciences provide creative and critical venues for expressing how culture, ethics, history, belief, and ethnicity affect individual experience and society as a whole.	4. Demonstrate the ability to interpret and analyze the performing and visual arts, literature, languages and the social sciences for meaning and to forge aesthetic, moral, social, political and historical judgments.	5. Demonstrate critical thinking in the analysis of artistic, literary, linguistic and academic knowledge production using both thematic and historical synthesis.
PHILO 120	1. Analyze and evaluate the historical development of specific philosophical issues and possible solutions to these issues as articulated by philosophers of antiquity: ancient Greece, Rome, early Christianity, and ancient eastern philosophy.	X	X			
PHILO 120	2. Trace the historical and dialectical development of specific philosophical issues and possible solutions to these issues as articulated by philosophers of antiquity.	X	X			
PHILO 120	3. Identify and compare various philosophical worldviews of antiquity within their historical context.	X	X			
PHILO 120	4. Evaluate various philosophical worldviews of antiquity within their historical context.	X	X			
PHILO 120	5. Construct arguments in support of, and in opposition to, philosophical issues and related worldviews of philosophers of antiquity.			X	X	
PSYCH 101	1. Describe the humanistic, behavioral, psychoanalytic, cognitive and neuroscience perspectives.	X	X	X	X	X

Arts, Humanities, and Communications
A.A. Degree: University Preparation, Emphasis in Humanities

PLOs:

Upon satisfactory completion of the course requirements for the University Preparation, Emphasis in Humanities Associate of Arts Degree the student will be able to:

COURSE ID	CLO#: Students successfully completing this course will be able to:	1. Describe how the performing and visual arts, literature, languages and the social sciences have influenced societies in various times	2. Analyze ways in which the performing and visual arts, literature, languages and the social sciences allow for individuals and social groups to form creative and critical responses to their societies and environment.	3. Demonstrate awareness of the various ways that the performing and visual arts, literature, languages and the social sciences provide creative and critical venues for expressing how culture, ethics, history, belief, and ethnicity affect individual experience and society as a whole.	4. Demonstrate the ability to interpret and analyze the performing and visual arts, literature, languages and the social sciences for meaning and to forge aesthetic, moral, social, political and historical judgments.	5. Demonstrate critical thinking in the analysis of artistic, literary, linguistic and academic knowledge production using both thematic and historical synthesis.
PSYCH 101	2. describe the functions of neurochemistry, the hemispheres, the lobes, limbic system, and endocrine system.					X
PSYCH 101	3. describe the memory process.					
PSYCH 101	4. write a preparation and response to debates on four controversial topics.					
PSYCH 101	5. present three points supporting one side of a debate on a controversial topic.					
SPAN 104	1. Demonstrate competency in listening, speaking, and writing at the high intermediate level as shown by written, oral, and aural exams;				X	
SPAN 104	2. Read, discuss, and research various topics relating to history, culture, and literature; analyze authentic selections of texts such as newspaper articles and selections of literary works; and	X	X	X	X	X
SPAN 104	3. Write analytical responses and essays about topics presented through readings as well as audio and video material.	X	X	X	X	X

Associate of Arts Degree: University Preparation, Emphasis in Humanities

Qualitative Analysis and Reflection on Program PLOs WORKSHEET

Faculty Members Present:

Bill Arelli	Frei Bryfri	
EJA MO		
Chad Redwing		
Anne Shantz		
Lynette Borrelli		

Please provide a brief and cogent narrative in response to each of the following questions. Responses will be used to reflect on learning outcomes and be used for data analysis and planning.

1. Do the course learning outcomes (CLOs) represent the overall purpose(s) of the course(s)? Please explain why or why not.

The CLO's map very well and match almost every PLO.

2. Do the program learning outcomes (PLOs) represent the overall purpose(s) of the program? Please explain why or why not.

Yes almost every case CLO met the PLO's.

3. How well did the course learning outcomes (CLOs) fulfill, support and align with the program learning outcomes (PLOs)? Please explain.

They were well crafted and PLO's explicitly in many class outcomes.

Qualitative Analysis and Reflection on Program PLOs WORKSHEET

4. You've mapped your CLOs to PLOs. You've also been provided CLO assessment data in your packet; now, take some time to reflect on, consider and analyze the data you have. What does your CLO data tell you about your PLOs?

The data is too general and often not analyzed in depth. We need better data across sections.

5. In reviewing the questions above, please identify an action plan.

Action Plan:

- ✓ update & revise PLOs & CLOs
- ✓ make certain multiple section samples are taken
- ✓ perhaps work on cross-disciplinary assessments

Arts, Humanities, and Communications
A.A.-T Degree: Communication Studies

PLOs:
 Upon satisfactory completion of the course requirements for the Communication Studies Associate of Arts Degree the student will be able to:

COURSE ID	CLOs: Students successfully completing this course will be able to:	1. Construct speeches demonstrating clarity of ideas, proper source citations, awareness of audiences, and proper outlining techniques.	2. Identify and apply principles of interpersonal communication theory to build functional relationships.	3. Find, evaluate, and incorporate research materials in written and oral argumentation, as well as cite sources accurately.	4. Adequately debate others, present platform speeches, or perform works of literature in a classroom or outside venue.
SPCOM 100	1. create, and effectively deliver, professional and engaging speeches that are cogent, clear and concise.	✓		✓	
SPCOM 100	2. construct a speech outline demonstrating clarity of ideas, proper source citation, awareness of audience and proper outlining techniques.	✓			
SPCOM 100	3. evaluate speeches in written and verbal forms.			✓	
SPCOM 100	4. identify and apply effective listening techniques.				
SPCOM 100	5. use the library and other modalities for effective research.			✓	
SPCOM 101	1. demonstrate proficiency in reading and writing the International Phonetic Alphabet.				
SPCOM 101	2. identify the forty-four sounds of the English language.				
SPCOM 101	3. understand the mechanics of voice production.				
SPCOM 101	4. Demonstrate a correct pronunciation of English words.				
SPCOM 102	1. prepare and deliver speeches which demonstrate adaptation to audience and correct use of research, organizational, and delivery skills.	✓		✓	
SPCOM 102	(a) identify the various roles occurring in a small group and (b) respond and adapt to the roles displayed in the group.		✓		
SPCOM 102	3. utilize appropriate verbal and nonverbal messages to promote effective interpersonal relationships.		✓		
SPCOM 103	1. identify and apply principles of interpersonal communication theory to build functional relationships.		✓		
SPCOM 103	2. utilize appropriate verbal and nonverbal messages to promote functional interpersonal relationships.		✓		
SPCOM 103	3. participate in and report on a variety of exercises highlighting individual introspection and dyadic encounters.		✓	✓	
SPCOM 104	1. recognize the moral, as well as logical, dimensions of rational discourse.				

Keep

inactivate

rw

**Arts, Humanities, and Communications
A.A.-T Degree: Communication Studies**

PLOs:
Upon satisfactory completion of the course requirements for the Communication Studies Associate of Arts Degree the student will be able to:

COURSE ID	CLOs: Students successfully completing this course will be able to:	1. Construct a speech outline demonstrating clarity of ideas, proper source citations, awareness of audiences, and proper outlining techniques.	2. Identify and apply principles of interpersonal communication theory to build functional relationships.	3. Find, evaluate, and incorporate research materials into written and oral argumentation, as well as cite sources accurately.	4. Adequately debate others, present platform speeches, or perform works of literature in a classroom or outside venue.
SPCOM 104	2. differentiate between advocates' and critics' roles in argumentation, recognizing and applying basic logical requirements for a case to prove a proposition/thesis or refute or defend such a case.				
SPCOM 104	3. differentiate between types of propositions and the discovery of issues inherent to their analysis.	✓		✓	
SPCOM 104	4. find, evaluate, and incorporate research materials into written and oral argumentation, as well as cite sources correctly.	✓		✓	
SPCOM 104	5. create logically strong arguments and apply principles of fair-minded argument (including how to identify and respond to bias, fallacious reasoning, and propaganda).	✓		✓	
SPCOM 104	6. write evidence-based analysis papers, including essays, demonstrating logical reasoning and argumentation skills.				
SPCOM 105	1. use basic research and documentation skills to effectively prepare a presentation.	✓		✓	✓
SPCOM 105	2. develop and apply various rhetorical strategies in performance venues.	✓		✓	✓
SPCOM 105	3. analyze and adapt presentations for diverse audiences and settings.	✓		✓	✓
SPCOM 105	4. create presentations that are cogent, professional, and engagingly persuasive.	✓		✓	✓
SPCOM 106	1. demonstrate an understanding of organizational and group communication theories and concepts.		✓	✓	
SPCOM 106	2. identify, research, and analyze ineffective organizational and group communication and make recommendations for improvement.		✓	✓	
SPCOM 106	3. deliver an individual and/or group presentation effectively using various public speaking techniques.	✓		✓	
SPCOM 107	1. demonstrate increased critical thinking.	✓		✓	
SPCOM 107	2. demonstrate logical arguments and responses to arguments.	✓		✓	✓
SPCOM 107	3. successfully adapt to judging paradigms in debate.	✓		✓	✓

Keep →

Arts, Humanities, and Communications
A.A.-T Degree: Communication Studies

PLOs:
 Upon satisfactory completion of the course requirements for the Communication Studies Associate of Arts Degree the student will be able to:

COURSE ID	CLOs: Students successfully completing this course will be able to:	1. Construct a speech outline demonstrating clarity of ideas, proper source citations, awareness of audiences, and proper outlining techniques.	2. Identify and apply principles of interpersonal communication theory to build functional relationships.	3. Find, evaluate, and incorporate research materials into written and oral argumentation, as well as cite sources accurately.	4. Adequately debate others, present platform speeches, or perform works of literature in a classroom or outside venue.
SPCOM 109	1. Create a professional portfolio, including but not limited to, a cover letter, resume, three letters of recommendation, and professional documents.	✓		✓	
SPCOM 109	2. demonstrate effective coaching skills.		✓		
SPCOM 109	3. Identify skills of a competent, professional, and approachable manager.		✓		
SPCOM 110	1. demonstrate knowledge of past and present theories of persuasion.			✓	
SPCOM 110	2. demonstrate knowledge by performing persuasive speeches.	✓		✓	
SPCOM 110	3. Apply persuasive theories to real world persuasive events in the form of a five page communication analysis.			✓	
SPCOM 115	No CLO's Found				
SPCOM 120	1. identify and analyze rhetorical messages in drama, poetry, and prose literature.	✓		✓	✓
SPCOM 120	2. identify and demonstrate knowledge of literary form/devices of the above genre.	✓		✓	✓
SPCOM 120	3. apply performance technique and analysis of literature in the selection and performance of prose, poetry, and dramatic literature.			✓	✓
SPCOM 120	4. demonstrate knowledge of literary form, rhetorical analysis, and performance technique in the oral and written critique of in-class student performances.			✓	✓
SPCOM 122	1. adapt any material into a script format.	✓		✓	
SPCOM 122	2. interpret literature by using voices and nonverbal communication to enhance the author's message for an audience.			✓	✓
SPCOM 122	3. describe the Reader's Theatre process.	Compare w/ theatre			
SPCOM 123	1. demonstrate an understanding of storytelling principles.			✓	✓
SPCOM 123	2. analyze a story to determine the story's seven logical parts.	✓		✓	
SPCOM 123	3. select, analyze, and perform stories utilizing the performance skills of memorization, vocal projection, spatial awareness, and physical expression.	✓		✓	✓

see back

Arts, Humanities, and Communications
A.A.-T Degree: Communication Studies

PLOs:
Upon satisfactory completion of the course requirements for the Communication Studies Associate of Arts Degree the student will be able to:

COURSE ID	CLO# Students successfully completing this course will be able to:	1. Construct a speech outline demonstrating clarity of ideas, proper source citations, awareness of audiences, and proper outlining techniques.	2. Identify and apply principles of interpersonal communication theory to build functional relationships.	3. Find, evaluate, and incorporate research materials into written and oral argumentation, as well as cite sources accurately. <i>Demonstrate critical</i>	4. Adequately debate others, present platform speeches, or perform works of literature in a classroom or outside venue.
SPCOM 124	1. read and analyze material in a variety of disciplines. ..	✓		✓	
SPCOM 124	2. use various directorial techniques to adapt literature to convey their intended message.			✓	✓
SPCOM 124	3. properly cut and edit performance material from larger works.	✓		✓	✓
SPCOM 124	4. plan, produce, and direct a Readers Theatre program.			✓	✓
SPCOM 125	No CLO's Found <i>Null 4/2</i>			✓	✓
SPCOM 130	1. identify, explain, and demonstrate the eight BASIC Tools of intercultural competence. <i>Define central terms, concepts, and theories integral to the study of intercultural communication.</i>			✓	
SPCOM 130	2. distinguish between intercultural homonomies.				
SPCOM 130	3. describe and analyze the symbolic nature of communication and how it creates individual, group, and cultural reality. <i>How their cultural upbringing influences their interaction with other people.</i>		✓	✓	
SPCOM 130	4. access and evaluate intercultural situations and identify obstacles to effective communication.			✓	
SPCOM 135	No CLO's Found <i>All</i>			✓	✓

See back

** See AA degrees worksheet for SPCOM 125, CLO's 135*

Qualitative Analysis and Reflection on Program PLOs WORKSHEET

Faculty Members Present:

Allan McKissick	Tim Sabharwal	
Barbara Adams	Charles Mullins	
Todd Gray		
Kim Syran		
Leslie Collins		

Please provide a brief and cogent narrative in response to each of the following questions. Responses will be used to reflect on learning outcomes and be used for data analysis and planning.

1. Do the course learning outcomes (CLOs) represent the overall purpose(s) of the course(s)? Please explain why or why not.

Yes, the CLOs represent the overall purpose(s) of the course(s). The CLOs align with the course objectives listed in our integrated course outlines of record for our SPCM course.

2. Do the program learning outcomes (PLOs) represent the overall purpose(s) of the program? Please explain why or why not.

3. The PLOs are well distributed across the CLO matrix.

For students wishing to transfer to CSU, the PLOs represent the purpose of our program as described on page 121 of 2012-13 WJC Catalog.

3. How well did the course learning outcomes (CLOs) fulfill, support and align with the program learning outcomes (PLOs)? Please explain.

Qualitative Analysis and Reflection on Program PLOs WORKSHEET

4. You've mapped your CLOs to PLOs. You've also been provided CLO assessment data in your packet; now, take some time to reflect on, consider and analyze the data you have. What does your CLO data tell you about your PLOs?

Same AA SPCOM

5. In reviewing the questions above, please identify an action plan.

Action Plan:

Same as AA SPCOM

**Arts, Humanities, and Communications
Skills Recognition Award: Speech Communication**

add back ~~Not current~~

PLOs:
Upon satisfactory completion of the course requirements for the Speech Communication Skills Recognition the student will be able to:

COURSE ID	CLOs: Students successfully completing this course will be able to:	1. Construct a speech outline demonstrating clarity of ideas, proper source citation, awareness of audience, and proper outlining techniques.	2. Identify and apply principles of interpersonal communication theory to build functional relationships. <i>in a variety of settings</i>	3. Find, evaluate, and incorporate research materials into written and oral argumentation, as well as cite sources correctly.
SPCOM 100 ①	1. create, and effectively deliver, professional and engaging speeches that are cogent, clear and concise.	X		X
SPCOM 100 ②	2. construct a speech outline demonstrating clarity of ideas, proper source citation, awareness of audience and proper outlining techniques.	X		
SPCOM 100	3. evaluate speeches in written and verbal forms.			
SPCOM 100	4. identify and apply effective listening techniques.			
SPCOM 100 ③	5. use the library and other modalities for effective research.			X
SPCOM 102 ①	1. prepare and deliver speeches which demonstrate adaptation to audience and correct use of research, organizational, and delivery skills.	X		X
SPCOM 102	2. (a) identify the various roles occurring in a small group and (b) respond and adapt to the roles displayed in the group.		X	
SPCOM 102 ③	3. utilize appropriate verbal and nonverbal messages to promote effective interpersonal relationships.		X	
SPCOM 103	1. identify and apply principles of interpersonal communication theory to build functional relationships.		X	
SPCOM 103	2. utilize appropriate verbal and nonverbal messages to promote functional interpersonal relationships.		X	

Not current

② demonstrate an understanding of small group concepts

Arts, Humanities, and Communications
Skills Recognition Award: Speech Communication

rewrite w/
a
critic

PLOs:
Upon satisfactory completion of the course requirements for the Speech Communication Skills Recognition the student will be able to:

COURSE ID	CLO#: Students successfully completing this course will be able to:	1. Construct a speech outline demonstrating clarity of ideas, proper source citation, awareness of audience, and proper outlining techniques	2. Identify and apply principles of interpersonal communication theory to build functional relationships.	3. Find, evaluate, and incorporate research materials into written and oral argumentation, as well as cite sources correctly.
SPCOM 103	3. participate in and report on a variety of exercises highlighting individual introspection and dyadic encounters.		logical arguments X	9. demonstrate critical thinking in the analysis of and production of comm. X
SPCOM 104	1. recognize the moral, as well as logical, dimensions of rational discourse.			
SPCOM 104	2. differentiate between advocates' and critics' roles in argumentation, recognizing and applying basic logical requirements for a case to prove a proposition/thesis or refute or defend such a case.			
SPCOM 104 ①	3. differentiate between types of propositions and the discovery of issues inherent to their analysis.	X		X
SPCOM 104 ②	4. find, evaluate, and incorporate research materials into written and oral argumentation, as well as cite sources correctly.	X		X
SPCOM 104 ③ which includes	5. create logically strong arguments and apply principles of fallacious argument (including how to identify and respond to bias, fallacious reasoning, and propaganda).	X		X
SPCOM 104	6. write evidence-based analysis papers, including essays, demonstrating logical reasoning and argumentation skills.			
SPCOM 106	1. demonstrate an understanding of organizational and group communication theories and concepts.		X	X

Arts, Humanities, and Communications
Skills Recognition Award: Speech Communication

PLOs:
Upon satisfactory completion of the course requirements for the Speech Communication Skills Recognition the student will be able to:

COURSE ID	CLOs: Students successfully completing this course will be able to:	1. Construct a speech outline demonstrating clarity of ideas, proper source citation, awareness of audience, and proper outlining techniques.	2. Identify and apply principles of interpersonal communication theory to build functional relationships.	3. Find, evaluate, and incorporate research materials into written and oral argumentation, as well as cite sources correctly.
SPCOM 106	2. identify, research, and analyze ineffective organizational and group communication and make recommendations for improvement.		X	X
SPCOM 106	3. deliver an individual and/or group presentation effectively using various public speaking techniques.	X		X
SPCOM 107	1. demonstrate increased critical thinking.	X		X
SPCOM 107	2. demonstrate logical arguments and responses to arguments.	X		X
SPCOM 107	3. successfully adapt to judging paradigms in debate.	X		X
SPCOM 109	1. create a professional portfolio, including but not limited to, a cover letter, resume, three letters of recommendation, and professional documents.	X		X
SPCOM 109	2. demonstrate effective coaching skills.		X	
SPCOM 109	3. identify skills of a competent, professional, and approachable manager.		X	
SPCOM 110	1. demonstrate knowledge of past and present theories of persuasion.			X
SPCOM 110	2. demonstrate knowledge by performing persuasive speeches.	X		X
SPCOM 110	3. apply persuasive theories to real world persuasive events in the form of a five page communication assignment .			X
SPCOM 130	1. identify, explain, and demonstrate the eight BASIC tools of intercultural competence.	X		X

identify effective mgt. skills

1. - define central terms, concepts, and theories integral to the study of intercultural communication.

Arts, Humanities, and Communications
 Skills Recognition Award: Speech Communication

PLOs:
 Upon satisfactory completion of the course requirements for the Speech Communication Skills Recognition the student will be able to:

COURSE ID	CLO#: Students successfully completing this course will be able to:	1. Construct a speech outline demonstrating clarity of ideas, proper source citation, awareness of audience, and proper outlining techniques.	2. Identify and apply principles of interpersonal communication theory to build functional relationships.	3. Find, evaluate, and incorporate research materials into written and oral argumentation, as well as cite sources correctly.
SPCOM 130	2. distinguish between intercultural taxonomies.	X		X
SPCOM 130	3. describe and analyze the symbolic nature of communication and how it creates individual, group, and cultural reality.	X		X
SPCOM 130	4. access and evaluate intercultural situations and identify obstacles to effective communication.	X		X



2. analyze how their cultural upbringing influences their interactions with other people.

Qualitative Analysis and Reflection on Program PLOs WORKSHEET

Faculty Members Present:

B. Adams	C. Mullins	
L. Collins	J. Sahlman	
T. Guy		
K. Gyron		
A. McKissick		

Please provide a brief and cogent narrative in response to each of the following questions. Responses will be used to reflect on learning outcomes and be used for data analysis and planning.

1. Do the course learning outcomes (CLOs) represent the overall purpose(s) of the course(s)? Please explain why or why not.

The Program Mapping process helped us refine some of our CLOs today (8/24) which now more closely represents the overall purpose of the courses. The CLOs align with the course objectives listed in our integrated courses outline of record for SPCOM courses.

2. Do the program learning outcomes (PLOs) represent the overall purpose(s) of the program? Please explain why or why not.

The PLOs represent the purpose of our programs as described on the course catalog of 2012-13.

3. How well did the course learning outcomes (CLOs) fulfill, support and align with the program learning outcomes (PLOs)? Please explain.

The PLOs are well distributed across the CLO matrix.

Qualitative Analysis and Reflection on Program PLOs WORKSHEET

4. You've mapped your CLOs to PLOs. You've also been provided CLO assessment data in your packet; now, take some time to reflect on, consider and analyze the data you have. What does your CLO data tell you about your PLOs?

The evidence shows we have assessed all active courses within the timeline provided. These data show the strengths within each speech communication course and a need to revise some assessment instruments for program improvement & success. The next step is to do a meta-analysis of the current CLO data to determine the validity of the current instruments.

5. In reviewing the questions above, please identify an action plan.

Action Plan:

- ① Since ~~some~~ inactivating SPCOM 109 due to budgetary cuts, the Speech Communication faculty will reexamine the organization of the Skills Recognition Award.
- ② Upon completion of the SRA, Communication faculty plan to assess the impact of the SRA on student employment.

Arts, Humanities, and Communications
Skills Recognition Award: Design and Technical Theatre

PLOs: Upon satisfactory completion of the course requirements for the Design & Technical Theatre Skills Recognition the student will be able to:							
COURSE ID	CLOM: Students successfully completing this course will be able to:	1. Describe how theatre artists collaborate in order to create a theatrical production.	2. Analyze a script in terms of themes, place, time period, style, plot, genre and mood as applied to scenery, costume and lighting planning and design.	3. Demonstrate how to safely use common lighting instruments and accessories in the course of lighting a dance concert or play.	4. Demonstrate the ability to draw a basic makeup design for a face.	5. Demonstrate knowledge of stage and shop safety rules and safe working practices in an applied situation.	6. Demonstrate the ability to organize the necessary paperwork and schedule to prepare and run rehearsals and performances.
THETR 100	Analyze a play using Aristotle's six elements of a serious drama.						
THETR 100	Describe how theatre artists collaborate in order to create a theatrical production.	✓					✓
THETR 100	Define the specific function of actor, director, playwright, designer, producer, technicians, audience and crew.	✓					✓
THETR 100	Identify the major genres of theatre.				✓		
THETR 100	Use basic theatre terminology in written performance critiques.	✓	✓				
THETR 175	No CLO's Found	✓					

Arts, Humanities, and Communications
Skills Recognition Award: Design and Technical Theatre

PLOs: Upon satisfactory completion of the course requirements for the Design & Technical Theatre Skills Recognition the student will be able to:							
COURSE ID	CLOs: Students successfully completing this course will be able to:	1. Describe how theatre artists collaborate in order to create a theatrical production.	2. Analyze a script in terms of themes, place, time period, style, plot, genre and mood as applied to scenery, costume and lighting planning and design.	3. Demonstrate how to safely use common lighting instruments and accessories in the course of lighting a dance concert or play.	4. Demonstrate the ability to draw a basic makeup design for a face.	5. Demonstrate knowledge of stage and shop safety rules and safe working practices in an applied situation.	6. Demonstrate the ability to organize the necessary paperwork and schedule to prepare and run rehearsals and performances.
THETR 178	1. Define the functions of scenery design for a stage production.	✓	✓		✓	✓	
THETR 178	2. Define the elements of scenic design.		✓				
THETR 178	3. Analyze a script in terms of themes, place, time, style, plot, genre, and mood.		✓				
THETR 178	4. Participate in a collaborative discussion with the director and other designers.	✓					
THETR 178	5. Render a scenic design and construct a model.		✓				

**Arts, Humanities, and Communications
Skills Recognition Award: Design and Technical Theatre**

PLOs: Upon satisfactory completion of the course requirements for the Design & Technical Theatre Skills Recognition the student will be able to:							
COURSE ID	CLOs: Students successfully completing this course will be able to:	1. Describe how theatre artists collaborate in order to create a theatrical production.	2. Analyze a script in terms of themes, place, time period, style, plot, genre and mood as applied to scenery, costume and lighting planning and design.	3. Demonstrate how to safely use common lighting instruments and accessories in the course of lighting a dance concert or play.	4. Demonstrate the ability to draw a basic makeup design for a face.	5. Demonstrate knowledge of stage and shop safety rules and safe working practices in an applied situation.	6. Demonstrate the ability to organize the necessary paperwork and schedule to prepare and run rehearsals and performances.
THETR 182	1. Define the functions of stage lighting for the stage and discuss methods to achieve each within the context of an actual production.	✓	✓	✓			✓
THETR 182	2. Identify the four controllable properties of light and demonstrate effective use of each in order to solve the lighting requirements for a scene.		✓	✓			
THETR 182	3. Demonstrate effective use of subtractive and additive color mixing techniques when lighting a scene.						

Arts, Humanities, and Communications
Skills Recognition Award: Design and Technical Theatre

PLOs: Upon satisfactory completion of the course requirements for the Design & Technical Theatre Skills Recognition the student will be able to:							
COURSE ID	CLO#: Students successfully completing this course will be able to:	1. Describe how theatre artists collaborate in order to create a theatrical production.	2. Analyze a script in terms of themes, place, time period, style, plot, genre and mood as applied to scenery, costume and lighting planning and design.	3. Demonstrate how to safely use common lighting instruments and accessories in the course of lighting a dance concert or play.	4. Demonstrate the ability to draw a basic makeup design for a face.	5. Demonstrate knowledge of stage and shop safety rules and safe working practices in an applied situation.	6. Demonstrate the ability to organize the necessary paperwork and schedule to prepare and run rehearsals and performances.
THETR 182	4. Discuss how to safely use common lighting equipment and accessories in the course of lighting a dance concert or play.			✓			
THETR 183	1. Demonstrate the ability to apply six different designs using the techniques of color, highlight and shadow in order to create a character.	Inactivated					
THETR 183	2. Research and assemble a makeup morgue.						
THETR 183	3. Demonstrate the ability to draw a basic makeup design for a face.						

Arts, Humanities, and Communications
Skills Recognition Award: Design and Technical Theatre

PL-0s: Upon satisfactory completion of the course requirements for the Design & Technical Theatre Skills Recognition the student will be able to:							
COURSE ID	CLO#: Students successfully completing this course will be able to:	1. Describe how theatre artists collaborate in order to create a theatrical production.	2. Analyze a script in terms of themes, place, time period, style, plot, genre and mood as applied to scenery, costume and lighting planning and design.	3. Demonstrate how to safely use common lighting instruments and accessories in the course of lighting a dance concert or play.	4. Demonstrate the ability to draw a basic makeup design for a face.	5. Demonstrate knowledge of stage and shop safety rules and safe working practices in an applied situation.	6. Demonstrate the ability to organize the necessary paperwork and schedule to prepare and run rehearsals and performances.
THETR 190A	1. Demonstrate knowledge of stage and shop safety rules and safe working practices.				✓		
THETR 190A	2. Discuss how various crew members collaborate in order to rehearse and run a show.	✓					
THETR 190A	3. Demonstrate discipline and teamwork in the course of running a show.	✓					
THETR 195	No CLO's Found	✓	Found in 8A				
THETR 196	1. list and define the functions and duties of a stage manager.	AS					✓
THETR 196	2. Demonstrate the ability to organize the necessary paperwork and schedule to prepare and run rehearsals and performances.	AS					✓ AS

Arts, Humanities, and Communications
Skills Recognition Award: Design and Technical Theatre

PLOs: Upon satisfactory completion of the course requirements for the Design & Technical Theatre Skills Recognition the student will be able to:							
COURSE ID	CLO#: Students successfully completing this course will be able to:	1. Describe how theatre artists collaborate in order to create a theatrical production.	2. Analyze a script in terms of themes, place, time period, style, plot, genre and mood as applied to scenery, costume and lighting planning and design.	3. Demonstrate how to safely use common lighting instruments and accessories in the course of lighting a dance concert or play.	4. Demonstrate the ability to draw a basic makeup design for a face.	5. Demonstrate knowledge of stage and shop safety rules and safe working practices in an applied situation.	6. Demonstrate the ability to organize the necessary paperwork and schedule to prepare and run rehearsals and performances.
THETR 196	3. Identify the steps of producing a theatrical production.	✓	✓				✓

Skills Recognition: Design and Technical Theatre

Qualitative Analysis and Reflection on Program PLOs WORKSHEET

Faculty Members Present:

Anne Shanto		
Lori Bryfni		
Lynette Borrelli		
Michael Lynch		

Please provide a brief and cogent narrative in response to each of the following questions. Responses will be used to reflect on learning outcomes and be used for data analysis and planning.

1. Do the course learning outcomes (CLOs) represent the overall purpose(s) of the course(s)? Please explain why or why not.

no -
 Th. 122, 123, 161, 124, 160, 131
 should not be in this
 Skills Recognition

2. Do the program learning outcomes (PLOs) represent the overall purpose(s) of the program? Please explain why or why not.

no -
 Th. 122, 123, 124, 160, 161, 131
 should not be in this
 Skills Recognition

3. How well did the course learning outcomes (CLOs) fulfill, support and align with the program learning outcomes (PLOs)? Please explain.

Once the unneeded courses
 are removed, will be in alignment.

Qualitative Analysis and Reflection on Program PLOs WORKSHEET

- 4. You've mapped your CLOs to PLOs. You've also been provided CLO assessment data in your packet; now, take some time to reflect on, consider and analyze the data you have. What does your CLO data tell you about your PLOs?

There will be new classes that will require new CLOs. They are yet to be offered.

1st, 2nd, 3rd, 4th, 5th, 6th, 7th, 8th, 9th, 10th, 11th, 12th
 1st, 2nd, 3rd, 4th, 5th, 6th, 7th, 8th, 9th, 10th, 11th, 12th
 1st, 2nd, 3rd, 4th, 5th, 6th, 7th, 8th, 9th, 10th, 11th, 12th

- 5. In reviewing the questions above, please identify an action plan.

Action Plan:

By Oct- 1st we will have revisions and additions to PLOs & CLOs.

Arts, Humanities, and Communications
Skills Recognition Award: Recording Arts

POs:

Upon satisfactory completion of the course requirements for the Recording Arts Skills Recognition the student will be able to:

COURSE ID	CLC#: Students successfully completing this course will be able to:	1. Demonstrate effective use of current music technology as applied to recording and music production.	2. Record, mix and master an acoustic music group with multiple tracks and microphones, burn the work to a CD and present the work as a complete project.	3. Demonstrate the ability to select and correctly place microphones for sound capture.	4. Identify elements of sound and acoustics.	5. Create an electronic music composition using music technology and basic music compositional skills.	6. Demonstrate the ability to make a live recording of a musical group or large ensemble.	7. Summarize the evolution of American popular music genres.
MUSA 121	1. Play simple musical works at piano using both hands. 2. Play demonstrating command over musical concepts: rhythm, sound, articulation, balance.					+		
MUSA 121	3. Translate notation from musical scores into playing, hands together, counting out loud.					+		
MUSC 111	1. Solve practical lab exercises involving basic elements of the recording process.	+	+	+			+	
MUSC 111	2. Identify elements of sound and acoustics.							
MUSC 111	3. Demonstrate the ability to select and correctly place microphones for sound capture.							

Next Book / I am missing page 1

Arts, Humanities, and Communications
Skills Recognition Award: Recording Arts

COURSE ID	CLO#s: Students successfully completing this course will be able to:	1. Demonstrate effective use of current music technology as applied to recording and music production.	2. Record, mix and master an acoustic music group with multiple tracks and microphones, burn it to a CD and present it in class.	3. Demonstrate the ability to select and correctly place microphones for sound capture.	4. Identify elements of sound and acoustics.	5. Create an electronic music composition using music technology and basic music compositional skills.	6. Demonstrate the ability to make a live recording of a musical group or large ensemble. <i>AND E.</i>	7. Summarize the evolution of American popular music genres.
MUSC 111	4. Record, mix and master an acoustic music group with multiple tracks and microphones, burn it to a CD and present it in class.							
MUSC 112	1. Record, mix and master an acoustic music group with multiple tracks and microphones, burn it to a CD and present it in class.							
MUSC 112	2. Solve practical lab exercises involving more advanced elements of the recording process.							
MUSC 112	3. Manage and produce a recording session.							
MUSC 112	4. Demonstrate the ability to make a live recording of musical group or large ensemble.							

PL05:
Upon satisfactory completion of the course requirements for the Recording Arts Skills Recognition the student will be able to:

Arts, Humanities, and Communications
Skills Recognition Award: Recording Arts

COURSE ID		QLO#:	Students successfully completing this course will be able to:	1. Demonstrate effective use of current music technology as applied to recording and music production.	2. Record, mix and master an acoustic music group with multiple tracks and microphones, burn the work to a CD and present the work as a complete project.	3. Demonstrate the ability to select and correctly place microphones for sound capture project.	4. Identify elements of sound and acoustics.	5. Create an electronic music composition using music technology and basic music compositional skills.	6. Demonstrate the ability to make a live recording of a musical group or large ensemble.	7. Summarize the evolution of American popular music genres.
MUSC 121	1. Create an electronic music composition using music technology and basic music compositional skills.									
MUSC 121	2. Solve practical lab exercises involving electronic music concepts, terms and processes.									
MUSC 121	3. Identify elements of sound and acoustics.									
MUSC 121	4. Describe and distinguish between the basic modules of electronic sound synthesis.									
MUSC 122	1. Create advanced electronic music sounds that will be constructed into an original electronic music composition.									
MUSC 122	2. Present original electronic music compositions in performance.									

PLOs:
Upon satisfactory completion of the course requirements for the Recording Arts Skills Recognition the student will be able to:

Arts, Humanities, and Communications
Skills Recognition Award: Recording Arts

COURSE ID	CLOs: Students successfully completing this course will be able to:	PLOs: Upon satisfactory completion of the course requirements for the Recording Arts Skills Recognition the student will be able to:						
		1. Demonstrate effective use of current music technology as applied to recording and music production.	2. Record, mix and master an acoustic music group with multiple tracks and microphones, burn the mix to a CD and present the work as a complete project.	3. Demonstrate the ability to select and correctly place microphones for sound capture projects.	4. Identify elements of sound and acoustics.	5. Create an electronic music composition using music technology and basic music compositional skills.	6. Demonstrate the ability to make a live recording of a musical group or large ensemble.	7. Summarize the evolution of American popular music genres.
MUSC 122	3. Analyze and critique electronic music compositions, technique and process.							
MUSC 122	4. Solve practical lab exercises involving advanced electronic music concepts, terms and processes.							
MUSC 122	1. Create a soundtrack for a film, video, radio production or animation presentation.							
MUSC 126	2. Solve practical lab exercises involving music composition, dialog replacement and sound effects.							
MUSC 126	3. Identify elements of sound and visual synchronization.							
MUSC 126	4. Collaborate with visual artists and radio students on multimedia project.							

Arts, Humanities, and Communications
Skills Recognition Award: Recording Arts

PLOs:

Upon satisfactory completion of the course requirements for the Recording Arts Skills Recognition the student will be able to:




COURSE ID	CLON: Students successfully completing this course will be able to:	1. Demonstrate effective use of current music technology as applied to recording and music production.	2. Record, mix and master an acoustic music group with multiple tracks and microphones; burn the work to a CD and present the work as a complete project.	3. Demonstrate the ability to select and correctly place microphones for sound capture	4. Identify elements of sound and acoustics.	5. Create an electronic music composition using music technology and basic music compositional skills.	6. Demonstrate the ability to make a live recording of a musical group or large ensemble.	7. Summarize the evolution of American popular music genres.
MUSG 101	1. Describe and distinguish between the basic elements of music. 2. Describe and distinguish between the prevailing styles of composition of the medieval through the modern eras, as well as the styles of the major composers within those eras.				AY	AYAY		AYAYAY
MUSG 101	3. Use a vocabulary of musical terms to accurately describe music.							
MUSG 101	4. Applied the above in critical analyses of musical performances.							
MUSG 111	1. Identify the sources of popular style.							
MUSG 111	2. Summarize the history of popular music.							
MUSG 111	3. Define the elements of popular style.							

Arts, Humanities, and Communications
Skills Recognition Award: Recording Arts

COURSE ID	CLOs: Students successfully completing this course will be able to:	PLOs: Upon satisfactory completion of the course requirements for the Recording Arts Skills Recognition the student will be able to:						
		1. Demonstrate effective use of current music technology as applied to recording and music production.	2. Record, mix and master an acoustic music group with multiple tracks and microphones, burn the work to a CD and present the work as a complete project.	3. Demonstrate the ability to select and correctly place microphones for sound capture	4. Identify elements of sound and acoustics.	5. Create an electronic music composition using music technology and basic music compositional skills.	6. Demonstrate the ability to make a live recording of a musical group or large ensemble.	7. Summarize the evolution of American popular music genres.
MUSG 111	4. Describe the influence of popular styles upon each other.							
MUSG 111	5. Summarize the evolution of genres within a time span							
MUSG 111	1. Identify the various musical styles of each compositions from 1958-1970.							
MUSG 112	2. Designate the various types of instrumentation involved in the Beatles' recordings.							
MUSG 112	3. Analyze recordings from studio sessions with recordings of released songs.							
MUSG 112	4. Compare live versions with released versions of songs.							
MUSG 112	5. Identify musical terms needed to intelligently discuss their music.							
MUSG 112	6. Identify the musical styles of each period of Beate music.							

Arts, Humanities, and Communications
Skills Recognition Award: Recording Arts

PILOs:
Upon satisfactory completion of the course requirements for the Recording Arts Skills Recognition, the student will be able to:

COURSE ID	CILOs: Students successfully completing this course will be able to:	1. Demonstrate effective use of current music technology as applied to recording and music production.	2. Record, mix and master an acoustic music group with multiple tracks and microphones, burn the work to a CD and present the work as a complete project	3. Demonstrate the ability to select and correctly place microphones for sound capture	4. Identify elements of sound and acoustics.	5. Create an electronic music composition using music technology and basic music compositional skills.	6. Demonstrate the ability to make a live recording of a musical group or large ensemble.	7. Summarize the evolution of American popular music genres.
MUST 101	1. Express basic musical thoughts using musical notation on staff paper.							
MUST 101	2. Write scales on treble and bass clefs.							
MUST 101	3. Write key signatures on treble and bass clefs.							
MUST 101	4. Read musical notation and translate into singing or rhythmic tapping							
MUST 101								

Qualitative Analysis and Reflection on Program PLOs WORKSHEET

Faculty Members Present:

DAVID DOW		

Please provide a brief and cogent narrative in response to each of the following questions. Responses will be used to reflect on learning outcomes and be used for data analysis and planning.

1. Do the course learning outcomes (CLOs) represent the overall purpose(s) of the course(s)? Please explain why or why not.

Yes, the course learning outcomes express what the students will be learning in each class. They reflect the projects they will be doing as well as the subject matter learned.

2. Do the program learning outcomes (PLOs) represent the overall purpose(s) of the program? Please explain why or why not.

The program learning outcomes do express what the student will be able to achieve upon completing the program. Again, the program outcomes express the practical doing portions of the program as well as the learned subject matter.

3. How well did the course learning outcomes (CLOs) fulfill, support and align with the program learning outcomes (PLOs)? Please explain.

The course learning outcomes of the required courses for the Recording Arts Skill Recognition Award align very well with the program learning outcomes. The clo's for the elective courses do not always fit exactly. However, they do align enough to prove valid for the program.

Qualitative Analysis and Reflection on Program PLOs WORKSHEET

4. You've mapped your CLOs to PLOs. You've also been provided CLO assessment data in your packet; now, take some time to reflect on, consider and analyze the data you have. What does your CLO data tell you about your PLOs?

The CLO assessments confirm and validate the PLOs as the outcomes of the students who are completing the program. I think the PLOs reflect what the students have achieved.

5. In reviewing the questions above, please identify an action plan.

Action Plan:

After reviewing all my material, I have come to the conclusion that PLO #2 and 6 can be combined as they are closely related. PLO #2 will now read: Make a live recording of a musical group or large ensemble and record, mix and master an acoustic music group with multiple tracks & burn the work to a CD.

Arts, Humanities, and Communications
SKILLS RECOGNITION AWARD: THEATRE PERFORMANCE

PLOs: Upon satisfactory completion of the course requirements for the Theatre Performance Skills Recognition the student will be able to:						
COURSE ID	CLO#: Students successfully completing this course will be able to:	1. Solve memorization and other problems of scene preparation.	2. Employ advanced acting techniques for character development, physical and vocal warm ups and performance preparation.	3. Analyze a script verbally and/or in writing in terms of theme, character and motivational units.	4. Demonstrate the ability to improve a performance after receiving a critique from a director.	5. Properly cut and edit performance material from larger works.
THETR 160	1. Express how to utilize the body and voice onstage in the context of presenting a character.		✓	✓		
THETR 160	2. -Solve memorization and other problems of scene preparation.	✓				✓
THETR 160	3. -Evaluate methods of approaching characterization.		✓	✓	✓	
THETR 161	1. Employ advanced acting techniques for character development, physical and vocal warm ups, and performance preparation.		✓		✓	
THETR 161	2. Analyze a script verbally and/or in writing in terms of theme, character and motivational units.			✓		✓
THETR 161	3. Demonstrate the ability to improve a performance after receiving criticism from a director.				✓	
THETR 122	1. adapt any material into a script format.					✓
THETR 122	2. Interpret literature by using voices and nonverbal communication to enhance the author's message for an audience.			✓		
THETR 122	3. describe the Readers Theatre process					
THETR 123	1. demonstrate an understanding of storytelling principles.			✓		

Arts, Humanities, and Communications
SKILLS RECOGNITION AWARD: THEATRE PERFORMANCE

PLOs:
 Upon satisfactory completion of the course requirements for the Theatre Performance Skills Recognition the student will be able to:

COURSE ID	CLO#: Students successfully completing this course will be able to:	1. Solve memorization and other problems of scene preparation.	2. Employ advanced acting techniques for character development, physical and vocal warm ups and performance preparation.	3. Analyze a script verbally and/or in writing in terms of theme, character and motivational units.	4. Demonstrate the ability to improve a performance after receiving a critique from a director.	5. Properly cut and edit performance material from larger works.
THETR 123	2. analyze a story to determine the story's seven logical parts.			✓		
THETR 123	3. select, analyze, and perform stories utilizing the performance skills of memorization, vocal projection, spatial awareness, and physical expression.	✓		✓		
THETR 123	4. ★ evaluate peer story performances in written and verbal forms.					
THETR 124	1. read and analyze material in a variety of disciplines.			✓		
THETR 124	2. ★ use various directorial techniques to adapt literature to convey their intended message.			✓	✓	✓
THETR 124	3. properly cut and edit performance material from larger works.					✓
THETR 124	4. ★ plan, produce, and direct a Readers Theatre program.		✓	✓	✓	✓
THETR 131	NO CLOS FOUND	Found in				
THETR 195	NO CLOS FOUND	Theatre			AA	

That in AA
 in AA
 That

Skills Recognition: Theatre Performance

Qualitative Analysis and Reflection on Program PLOs WORKSHEET

Faculty Members Present:

Lori Bryhn		
Anne Shanto		
Michael Lynch		
Lynette Bonelli		

Please provide a brief and cogent narrative in response to each of the following questions. Responses will be used to reflect on learning outcomes and be used for data analysis and planning.

1. Do the course learning outcomes (CLOs) represent the overall purpose(s) of the course(s)? Please explain why or why not.

Yes overall
CLO's for 110 - adding 1 CLO that reflects improvement
CLO's for 122/23 meet + collaborate w/ theatre/speech professors - to re-evaluate CLO's

2. Do the program learning outcomes (PLOs) represent the overall purpose(s) of the program? Please explain why or why not.

Overall yes - Minimal changes in vocabulary to be considered in PLO #2
A new PLO to be considered incorporating a relationship of performer to audience

3. How well did the course learning outcomes (CLOs) fulfill, support and align with the program learning outcomes (PLOs)? Please explain.

Overall yes - ~~aligning~~ and adding
Very well - CLO's match
Successfully to PLO's

Skills Recognition: Theatre Performance

Qualitative Analysis and Reflection on Program PLOs WORKSHEET

4. You've mapped your CLOs to PLOs. You've also been provided CLO assessment data in your packet; now, take some time to reflect on, consider and analyze the data you have. What does your CLO data tell you about your PLOs?

Lead us to believe that we need to add more PLO's to better reflect our CLO's.

5. In reviewing the questions above, please identify an action plan.

Action Plan:

By Oct 1st to have additions and revisions to PLO's & CLO's.