

# Product Information Report

## Wheel Weights



### Overview

A wheel weight is used to balance a wheel and tire assembly. An out-of-balance tire can adversely affect ride quality and shorten the life of your tires, bearings, shocks and other suspension components. Balanced tires help save fuel, preserve tire life, and improve safety and comfort.

### Wheel Weight Composition

Originally, passenger vehicles were equipped with steel wheels and the corresponding wheel weights were uncoated lead. Alloy wheels are now used on modern passenger vehicles to conserve vehicle weight. When balancing alloy wheels, polymer-coated wheel weights should be used to prevent discoloration and pitting (damage). With the push towards reducing/eliminating the amount of lead in products, polymer-coated steel and zinc are becoming the only types of materials allowed to be used for wheel weights.

### Wheel Weight Types

Wheel weights come in various sizes and styles and must be properly attached to the rim so they don't move or fall off. Different style clips are available for various types of rims. Self-adhesive stick-on weights are also available which mount to the inside face of alloy wheels. Lawson carries a wide variety of wheel weights to cover any application for today's passenger vehicles, trucks and motorcycles. They are available in lead, zinc and steel.




Domestic and Import

European


Adhesive

### Wheel Weight Selection

The type of wheel weight needed depends on the wheel rim profile shape. Each vehicle manufacturer can have several different styles of rims on their vehicles. Use a rim gauge to determine the rim profile in order to identify the type of weight to use.



Rim Gauge



**Wheel Weight Interchange**

Item No. or Type	Perfect Part No. or Type	Halko Part No. or Type	Hodge Part No. or Type	Plombco Part No. or Type	BADA Part No. or Type
P	P	78	C, T	REG	T, TS, TB, TBS
*	PS	78C	–	–	TC
*	CAX	–	FD	–	S
*	XT	–	–	–	–
AW	AW	AAWU	AW, CV	AW	AL, ALS, ALX
MCN	MCN	MCC	CFR	MCS	ALCMC, ALCMCX
LH	LH	LHC	CLH	LHS	ALCLH
IAW	IAW	IAWC	CIAW	IAWS	ALCIW, ALCTW
EN	EN	–	–	ENS	ALCEN
FN	FN	FNC	CFN	FNS	ALCFN
TN	TN	TC	CTK	TS	–
261 Type (formerly MBZ)	261 Type (formerly MBZ)	–	–	–	MBC
361 Type (formerly CUZ)	361 Type (formerly CUZ)	–	–	–	–
*	CP	–	–	–	–
KT14076	100360	W-131	100360, 5101	WR304-30	7025
P55898	100720	W-132	100720, 9101	WR304-60	7125
KT14083	CL6	–	–	–	6001
KT14084	CL12	–	–	–	–
NR	NR	–	–	–	–
LT1Z	LT1	LT1	B-1	LT1	BTS
*	LT2	–	B-2	LT2	BTST
*	LTA	–	–	–	–
I7Z	I7	E	E7	E	BTLM/BTLT
*	TAL	TAL, A-1, A-2	A-1, A-2	–	BTCAL
*	TAL-U	–	–	–	BTAL
CT	CT	–	T-1	–	–
RC	RC	–	–	–	BTRC
*	I9	–	–	–	–

## Wheel Weight Installation

### Clip-On Wheel Weights



#### 1. Select the correct application

Using a wheel weight application guide, select the correct application for the vehicle you are servicing. Check that the weight application is correct by testing the placement on the wheel flange



#### 2. Placing the wheel weight

Place the wheel weight in the correct location of the imbalance. Prior to striking with the hammer, make sure that the top and the bottom of the clip are touching the rim flange. The body of the weight should not be touching the rim!



#### 3. Installation

Once the wheel weight is properly aligned, strike the clip with a proper wheel weight installation hammer. Please Note: Striking the weight body could result in clip retention failure or weight movement.



#### 4. Checking the weight


After installing the weight, check to make sure that it is secured properly.

### Adhesive Wheel Weights



#### 1. Pre-treating the rim

Apply a suitable cleaning agent on the area where weight is to be applied. Wipe area clean and dry. Please Note: Be sure to test the cleaning agent on a small area to ensure it will not damage the wheel's finish.



#### 2. Select the correct adhesive weight size

Cut the adhesive weights or break them apart, depending on weight type, to obtain the correct amount of weight needed.



#### 3. Applying the weights

Remove the tape backing and press the center of the weight exactly at the imbalance point. Please Note: Do not touch the tape surface after peeling off the tape backing.



#### 4. Securing the weight

Once the center of the weight is located at the imbalance point, press down on the full weight length, working from the center to the left and right. Using firm hand pressure should be enough to secure the weight.

### How To Use This Guide

To help ensure customer satisfaction and vehicle safety, it is important that the correct wheel balance weight application be installed on all wheel types, including OE alloy and aftermarket wheels. For OE alloy wheels you can use this alphabetically organized application guide by locating the make and model for the vehicle you are servicing. Once the vehicle is located, intersect the make name with the make year to locate the correct weight series type and weight color code. For aftermarket wheels, or specialty OE wheels, always use a rim flange gauge to determine the correct application or use a QuikStik® adhesive wheel weight.

In the charts, a light grey fill section indicates vehicle was either not manufactured or not factory-equipped with an alloy wheel option for that particular model year.

**MC** Solid color fill section with a weight clip series name indicates that the make/model/year combination you are searching for utilized the referenced weight series.

**T**  
**MC** Mixed color sections indicate that the weight series shown on the left is the primary application. However, sometimes the weight series shown on the right may be the correct application. This should be confirmed using a rim flange gauge.

If the application you are searching for is not shown or the referenced weight series does not fit the wheel flange, use a rim flange gauge to confirm the rim flange shape and determine the correct application for the job.

### Materials Conversion Chart

Zinc Type	Steel Type	Lead Type
PZ	PFE	P
AWZ	AWFE	AWN
MCZ	MCFE	MCN
LHZ	LHFE	LH
IAWZ	IAWFE	IAW
ENZ	ENFE	EN
FNZ	FNFE	FN
TZ	TFE	TN

### Important Notices

- Some wheels feature rim flanges that are not intended for clip-on wheel weight application and are only added for decoration purposes. All rim flanges that are less than 3/16" deep should utilize an adhesive wheel weight.
- Always use coated wheel weights
- Always check brake caliper clearance to the weight with a minimum of 1/8"
- When in doubt, always verify applications with a rim flange gauge
- Wheel balance weights should always be installed by a professional technician
- Using the wrong weight can impair brake operation or steering or result in damage to vehicle. Always utilize the correct weight for each application.
- Vehicle and rim manufacturer requirements, as well as state and local inspection laws, must always be observed
- Applications provided in this guide are for reference only and may not be exhaustive or apply to all make and model options
- All application information within is subject to change without notice
- Lawson assumes no liability for loss or damage resulting from the incorrect or deficient installation of balance weights or because of a failure to observe applicable associated requirements.

### Clip Profile and Fitment Information

Use application guide or rim gauge to ensure fitment accuracy



#### **P Type**

The most common weight for steel wheels.



#### **AW Type**

Fits Buick, Cadillac, Chevrolet, Chrysler, Dodge, Eagle, Geo, Isuzu, Oldsmobile, Plymouth and Pontiac.



#### **MC Type**

Fits Buick, Cadillac, Chevrolet, Chrysler, Dodge, Eagle, Ford, Lincoln, Mazda, Mercury, Mitsubishi, Oldsmobile, Plymouth, Pontiac and Saturn.



#### **LH Type**

Fits Chrysler, Dodge and Plymouth.



#### **IAW Type**

Fits AMC, Audi, BMW, Chrysler, Dodge, Eagle, Geo, Hyundai, Merkur, Mitsubishi, Nissan/Datsun, Plymouth, Pontiac, Saab, Sterling, Subaru, Suzuki, Toyota, Volkswagen and Volvo.



#### **EN Type**

Fits Acura, Audi, Ford Trucks, Honda, Mercedes and Volkswagen.



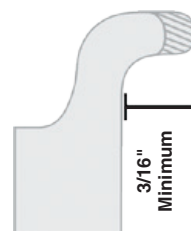
#### **FN Type**

Fits Acura, Geo, Honda, Infiniti, Lexus, Nissan and Toyota.



#### **T Type**

Fits Chevrolet, Ford, GMC and Lincoln.



### Rim Flange Depth

Some wheels feature rim flanges that are not intended for clip-on wheel weight application and are only added for decoration purposes. All rim flanges that are less than 3/16" deep should utilize a QuikStik® adhesive wheel weight.

### OEM Alloy Wheel Weight Application Guide – Passenger Cars

	2002	2003	2004	2005	2006	2007	2008	2009	2010	2011	2012	2013	2014	2015	2016	2017
<b>ACURA</b>																
ALL	FN	FN	FN	FN	FN	FN	FN	FN	FN	FN	FN	FN	FN	FN	FN	FN
<b>AUDI</b>																
R8							Adhesive	Adhesive	Adhesive	Adhesive	Adhesive		Adhesive	Adhesive	Adhesive	Adhesive
ALL OTHERS	EN	EN	EN	EN	EN	EN	EN	EN	EN	EN	EN	EN	EN	EN	EN	EN
<b>BMW</b>																
ALL	IAW	IAW	IAW	IAW	IAW	IAW	IAW	IAW	IAW	IAW	IAW	IAW	IAW	IAW	IAW	IAW
<b>BUICK</b>																
ALL	MC	MC	MC	MC	MC	MC	MC	MC	MC	MC	MC	MC	MC	MC	MC	MC
<b>CADILLAC</b>																
ATS												Adhesive	Adhesive	Adhesive	Adhesive	Adhesive
CTS		MC	MC	MC	MC	MC	MC	MC	MC	MC	MC	MC	MC	MC	Adhesive	Adhesive
DeVille & Eldorado	MC	MC	MC	MC												
DTS					MC	MC	MC	MC	MC	MC						
Seville	MC	MC	MC													
STS & STS-V				MC	MC	MC	MC	MC	MC	MC						
XLR & XLR-V			Adhesive	Adhesive	Adhesive	Adhesive	Adhesive	Adhesive								
XTS												Adhesive	Adhesive	Adhesive	Adhesive	Adhesive
<b>CHEVROLET</b>																
Aveo			MC	MC	MC	MC	MC	MC	MC	MC						
Camaro	MC								MC	MC	MC	MC	MC	Adhesive MC	Adhesive	Adhesive
Cavalier	MC	MC	MC	MC												
Cobalt				MC	MC	MC	MC	MC	MC							
Corvette	AW Adhesive	AW Adhesive	AW Adhesive	Adhesive	Adhesive	Adhesive	Adhesive	Adhesive	Adhesive	Adhesive	Adhesive	Adhesive	Adhesive	Adhesive	Adhesive	Adhesive
Cruze									MC	MC	MC	MC	Adhesive MC	MC	MC	MC
HHR					MC	MC	MC	MC	MC	MC				Adhesive MC	Adhesive MC	Adhesive MC
Impala & Lumina	MC	MC	MC	MC	MC	MC	MC	MC	MC	MC	MC	MC	MC	Adhesive MC	Adhesive MC	Adhesive MC
Malibu & Maxx, Hybrid, Classic	MC	MC	MC	MC	MC	MC	MC	MC	MC	MC	MC	MC	MC	Adhesive MC	Adhesive	Adhesive
Monte Carlo	MC	MC	MC	MC	MC	MC										
Metro & Prizm	FN															
Sonic											MC	MC	MC	Adhesive MC	Adhesive MC	Adhesive MC
Volt									MC	MC	MC	MC	Adhesive MC	Adhesive	Adhesive	Adhesive
Spark											MC	MC	Adhesive MC	Adhesive MC	Adhesive MC	Adhesive MC
<b>CHRYSLER</b>																
200				MC	MC	MC	MC	MC	MC	MC	MC	MC	MC	Adhesive MC	Adhesive MC	Adhesive MC
300				MC	MC	MC	MC	MC	MC	MC	Adhesive MC	Adhesive MC	Adhesive MC	Adhesive MC	Adhesive MC	Adhesive MC
300M & Concorde	LH	LH	LH													
Crossfire			Adhesive	Adhesive	Adhesive	Adhesive	Adhesive									
LHS & Pacifica	LH	LH	LH	LH	LH	LH	LH									
Prowler	MC Adhesive	MC Adhesive														
PT Cruiser	LH ⊕	LH ⊕	LH ⊕	LH ⊕	LH ⊕	LH ⊕	LH ⊕	LH ⊕	LH ⊕							
Sebring	LH	LH	LH	MC	MC	MC	MC	MC	MC							
<b>DODGE &amp; RAM</b>																
Avenger							MC	MC	MC	MC	MC	MC	MC	Adhesive MC	Adhesive MC	Adhesive MC
Caliber & Challenger						MC	MC	MC	MC	MC	MC	MC	MC	Adhesive MC	Adhesive MC	Adhesive MC
Charger & Dart					MC	MC	MC	MC	MC	MC	MC	MC	MC	Adhesive MC	Adhesive MC	Adhesive MC
Intrepid	LH	LH	LH													
Magnum				MC	MC	MC	MC									
Neon	LH	LH	LH	LH												
Stratus	LH	LH	LH	MC	LH MC											
Viper / SRT Viper	MC Adhesive	MC Adhesive	MC Adhesive	MC Adhesive	MC Adhesive	MC Adhesive	MC Adhesive	MC Adhesive	MC Adhesive	MC Adhesive			MC Adhesive	MC Adhesive	Adhesive MC	Adhesive

- 2 Some models equipped with wheels that have no outer rim flange. Use adhesive wheel weights on the wheel and MC-Series weights on the inside rim flange.
- 4 Some models equipped with US-produced wheels that may have different inboard and outboard rim flange configurations. Verify weight clip series using rim flange gauge.

OEM Alloy Wheel Weight Application Guide – Passenger Cars (cont.)

	2002	2003	2004	2005	2006	2007	2008	2009	2010	2011	2012	2013	2014	2015	2016	2017																
<b>FORD</b>																																
C-Max Hybrid & C-Max Energi												IAW	IAW	IAW	IAW	IAW																
Crown Victoria	MC	MC	MC	MC	MC	MC	MC	MC	MC	MC																						
Escort	MC	MC																														
Fiesta										IAW	IAW	IAW	IAW	IAW	IAW	IAW																
Five Hundred				MC	MC	MC																										
Flex								MC	MC	MC	MC	MC	MC	MC	MC	MC																
Focus & Focus ST	IAW	IAW	IAW	IAW	IAW	IAW	IAW	IAW	IAW	IAW	IAW	IAW	IAW	IAW	IAW	IAW																
Freestyle				MC	MC	MC																										
Fusion & Fusion Hybrid					MC	MC	MC	MC	MC	MC	MC	MC	MC	MC	IAW	IAW																
GT				MC	Adhesive																											
Mustang & Shelby GT500	MC	MC	MC	MC	MC	MC	MC	MC	MC	MC	MC	MC	MC	Adhesive	MC	Adhesive	MC	IAW	Adhesive													
Taurus & Taurus X	MC	MC	MC	MC	MC	MC	MC	MC	MC	MC	MC	MC	MC	MC	MC	MC																
Thunderbird	MC	MC	MC	MC																												
<b>HONDA</b>																																
ALL	FN	FN	FN	FN	FN	FN	FN	FN	FN	FN	FN	FN	FN	FN	FN	FN																
<b>HYUNDAI</b>																																
Accent	IAW	Adhesive	IAW	Adhesive	IAW	Adhesive	IAW	Adhesive	IAW	Adhesive	IAW	Adhesive	IAW	Adhesive	MC	Adhesive	MC	Adhesive	MC	Adhesive	MC	Adhesive	MC	Adhesive	MC	Adhesive	MC	Adhesive	MC	Adhesive		
Azera															MC	Adhesive	MC	Adhesive	MC	Adhesive	MC	Adhesive	MC	Adhesive	MC	Adhesive	MC	Adhesive	MC	Adhesive		
Elantra & Touring, GT	IAW	Adhesive	IAW	Adhesive	IAW	Adhesive	IAW	Adhesive	IAW	Adhesive	IAW	Adhesive	IAW	Adhesive	MC	Adhesive	MC	Adhesive	MC	Adhesive	MC	Adhesive	MC	Adhesive	MC	Adhesive	MC	Adhesive	MC	Adhesive		
Equus															MC	Adhesive	MC	Adhesive	MC	Adhesive	MC	Adhesive	MC	Adhesive	MC	Adhesive	MC	Adhesive	MC	Adhesive		
Genesis & Coupe															MC	Adhesive	MC	Adhesive	MC	Adhesive	MC	Adhesive	MC	Adhesive	MC	Adhesive	MC	Adhesive	MC	Adhesive		
Sonata	IAW	Adhesive	IAW	Adhesive	IAW	Adhesive	IAW	Adhesive	IAW	Adhesive	IAW	Adhesive	IAW	Adhesive	MC	Adhesive	MC	Adhesive	MC	Adhesive	MC	Adhesive	MC	Adhesive	MC	Adhesive	MC	Adhesive	MC	Adhesive	MC	Adhesive
Sonata Hybrid															MC	Adhesive																
Tiburon		IAW	IAW	IAW	IAW	IAW	IAW																									
Veloster															MC	Adhesive	IAW	Adhesive	IAW	Adhesive	IAW	Adhesive	IAW	Adhesive	IAW	Adhesive	IAW	Adhesive	IAW	Adhesive	IAW	Adhesive
XG300 & XG350	IAW	Adhesive	IAW	Adhesive	IAW	Adhesive	IAW	Adhesive																								
<b>INFINITI</b>																																
ALL	FN	FN	FN	FN	FN	FN	FN	FN	FN	FN	FN	FN	FN	FN	FN	FN																
<b>JAGUAR</b>																																
ALL	IAW	IAW	IAW	IAW	IAW	IAW	IAW	IAW	IAW	IAW	IAW	IAW	IAW	IAW	IAW	IAW																
<b>KIA</b>																																
ALL	IAW	IAW	IAW	IAW	IAW	IAW	IAW	IAW	IAW	IAW	IAW	IAW	IAW	IAW	IAW	IAW																
<b>LEXUS</b>																																
ALL	FN	FN	FN	FN	FN	FN	FN	FN	FN	FN	FN	FN	FN	FN	FN	FN																
<b>LINCOLN</b>																																
ALL	MC	MC	MC	MC	MC	MC	MC	MC	MC	MC	MC	MC	MC	MC	Adhesive	IAW	Adhesive	MC	Adhesive													
<b>MAZDA</b>																																
626	MC																															
MAZDA2										MC	MC	MC	IAW	IAW	IAW	IAW																
MAZDA3			MC	MC	MC	MC	MC	MC	MC	MC	MC	MC	IAW	IAW	IAW	IAW																
MAZDA6		MC	MC	MC	MC	MC	MC	MC	MC	MC	MC	MC	MC	MC	MC	MC																
MX-5 Miata	FN	FN	FN	FN	FN	FN	FN	FN	FN	FN	FN	FN																				
Protege & Protege5	FN	FN																														
RX-8			FN	FN	FN	FN	FN	FN	FN	FN																						
<b>MERCEDES-BENZ</b>																																
ALL	EN	EN	EN	EN	EN	EN	EN	EN	EN	EN	EN	EN	EN	EN	EN	EN																
<b>MERCURY</b>																																
ALL	MC	MC	MC	MC	MC	MC	MC	MC	MC	MC																						
<b>MINI</b>																																
ALL	IAW	IAW	IAW	IAW	IAW	IAW	IAW	IAW	IAW	IAW	IAW	IAW	IAW	IAW	IAW	IAW																
<b>MITSUBISHI</b>																																
Diamante	IAW	IAW	IAW																													
Eclipse & Spyder	IAW	IAW	IAW	IAW	MC	MC	MC	MC	MC	MC	MC																					
Galant	IAW	IAW	IAW	IAW	MC	MC	MC	MC	MC	MC	MC	IAW																				
i-MiEV												IAW																				
Lancer & Evolution, Sportback	IAW	IAW	IAW	IAW	IAW	IAW	IAW	IAW	IAW	IAW	IAW	IAW	IAW	IAW	IAW	IAW																
Mirage	IAW												IAW	IAW	IAW	IAW																
<b>NISSAN</b>																																
ALL	FN	FN	FN	FN	FN	FN	FN	FN	FN	FN	FN	FN	FN	FN	FN	FN																

2 Some models equipped with wheels that have no outer rim flange. Use adhesive wheel weights on the wheel and MC-Series weights on the inside rim flange.  
 4 Some models equipped with US-produced wheels that may have different inboard and outboard rim flange configurations. Verify weight clip series using rim flange gauge.

**OEM Alloy Wheel Weight Application Guide – Passenger Cars (cont.)**

■ OLDSMOBILE	2002	2003	2004	2005	2006	2007	2008	2009	2010	2011	2012	2013	2014	2015	2016	2017
ALL	MC	MC	MC													
■ PONTIAC	2002	2003	2004	2005	2006	2007	2008	2009	2010	2011	2012	2013	2014	2015	2016	2017
Bonneville	MC	MC	MC	MC												
Firebird	MC															
G3, G5, G6 & G8				MC	MC	MC	MC	MC	MC							
Grand Am	MC	MC	MC	MC												
Grand Prix	MC	MC	LH MC	LH MC	LH MC	LH MC	LH MC	LH MC								
GTO			Adhesive	Adhesive	Adhesive											
Solstice & Sunfire	MC	MC	MC	MC	MC	MC	MC	MC								
Vibe		FN	FN	FN	FN	FN	FN	FN	FN							
■ PORSCHE	2002	2003	2004	2005	2006	2007	2008	2009	2010	2011	2012	2013	2014	2015	2016	2017
ALL	Adhesive	Adhesive	Adhesive	Adhesive	Adhesive	Adhesive	Adhesive	Adhesive	Adhesive	Adhesive	Adhesive	Adhesive	Adhesive	Adhesive	Adhesive	Adhesive
■ SAAB	2002	2003	2004	2005	2006	2007	2008	2009	2010	2011	2012	2013	2014	2015	2016	2017
ALL	IAW	IAW	IAW	IAW	IAW	IAW	IAW	IAW	IAW	IAW	IAW					
■ SATURN	2002	2003	2004	2005	2006	2007	2008	2009	2010	2011	2012	2013	2014	2015	2016	2017
ALL	MC	MC	MC	MC	MC	MC	MC	MC								
■ SCION	2002	2003	2004	2005	2006	2007	2008	2009	2010	2011	2012	2013	2014	2015	2016	2017
ALL			FN	FN	FN	FN	FN	FN	FN	FN	FN	FN	FN	FN	FN	FN
■ SMART	2002	2003	2004	2005	2006	2007	2008	2009	2010	2011	2012	2013	2014	2015	2016	2017
fortwo							IAW	IAW	IAW	IAW	IAW	IAW	IAW	IAW	IAW	IAW
■ SUBARU	2002	2003	2004	2005	2006	2007	2008	2009	2010	2011	2012	2013	2014	2015	2016	2017
BRZ												FN	FN	FN	FN	FN
Impreza & Impreza WRX	IAW	IAW	IAW	IAW	IAW	IAW	IAW	IAW	IAW	IAW	IAW	FN	FN	FN	FN	FN
Legacy	MC	MC	MC	MC	MC	MC	MC	MC	MC	MC	MC	FN	FN	FN	FN	FN
Outback	MC	MC	MC	MC	MC	MC	MC	MC	MC	MC	MC	FN	FN	FN	FN	FN
■ SUZUKI	2002	2003	2004	2005	2006	2007	2008	2009	2010	2011	2012	2013	2014	2015	2016	2017
ALL	IAW		IAW	IAW	IAW	IAW	IAW	IAW	IAW	IAW	IAW	IAW	IAW	IAW	IAW	IAW
■ TOYOTA	2002	2003	2004	2005	2006	2007	2008	2009	2010	2011	2012	2013	2014	2015	2016	2017
ALL	FN ⊕	FN ⊕	FN ⊕	FN ⊕	FN ⊕	FN ⊕	FN ⊕	FN ⊕	FN ⊕	FN ⊕	FN ⊕	FN ⊕	FN ⊕	FN ⊕	FN ⊕	FN ⊕
■ VOLKSWAGEN	2002	2003	2004	2005	2006	2007	2008	2009	2010	2011	2012	2013	2014	2015	2016	2017
ALL	EN	EN	EN	EN	EN	EN	EN	EN	EN	EN	EN	EN	EN	EN	EN	EN
■ VOLVO	2002	2003	2004	2005	2006	2007	2008	2009	2010	2011	2012	2013	2014	2015	2016	2017
ALL	IAW	IAW	IAW	IAW	IAW	IAW	IAW	IAW	IAW	IAW Adhesive	IAW Adhesive	IAW Adhesive	IAW Adhesive	IAW Adhesive	IAW Adhesive	IAW Adhesive

- ② Some models equipped with wheels that have no outer rim flange. Use adhesive wheel weights on the wheel and MC-Series weights on the inside rim flange.
- ④ Some models equipped with US-produced wheels that may have different inboard and outboard rim flange configurations. Verify weight clip series using rim flange gauge.

OEM Alloy Wheel Weight Application Guide – Trucks, SUVs and Vans

	2002	2003	2004	2005	2006	2007	2008	2009	2010	2011	2012	2013	2014	2015	2016	2017
<b>■ ACURA</b>																
ALL	FN	FN	FN	FN	FN	FN	FN	FN	FN	FN	FN	FN	FN	FN	FN	FN
<b>■ AUDI</b>																
ALL						EN	EN	EN	EN	EN	EN	EN	EN	EN	EN	EN
<b>■ BMW</b>																
ALL	IAW	IAW	IAW	IAW	IAW	IAW	IAW	IAW	IAW	IAW	IAW	IAW	IAW	IAW	IAW	IAW
<b>■ BUICK</b>																
ALL	MC	MC	MC	MC	MC	MC	MC	MC	MC	MC	MC	MC	MC	Adhesive MC	Adhesive MC	Adhesive MC
<b>■ CADILLAC</b>																
ATS													Adhesive	Adhesive	Adhesive	Adhesive
Escalade & Hybrid	MC T	MC T	MC T	MC T	MC T	MC T	MC T	MC T	MC T	MC T	MC T	MC T	MC T	MC T	MC T	MC T
Escalade ESV & EXT	MC T	MC T	MC T	MC T	T	T	T	T	T	T	T	T	T	T	T	T
SRX			MC	MC	MC	MC	MC	MC	MC	MC	Adhesive	Adhesive	Adhesive	Adhesive	Adhesive	Adhesive
<b>■ CHEVROLET</b>																
Astro & Astro Cargo	MC	MC	MC	MC												
Avalanche	T	T	T	T	T	T	T	T	T	T	T	T				
Blazer	T MC	T MC	T MC	T MC												
Captiva & Colorado			MC	MC	MC	MC	MC	MC	MC	MC	MC	MC			Adhesive MC	Adhesive
Equinox			MC	MC	MC	MC	MC	MC	MC	MC	MC	MC	MC	MC	Adhesive MC	Adhesive MC
Express & Express Cargo	MC	MC	MC	T MC	T MC	T MC	T MC	T MC	T MC	T MC	T MC	T MC	T MC	T MC		
S-10	MC	MC	MC													
Silverado 1500 & HD, Classic & Hybrid	T	T	T	T	T	T	T	T	T	T	T	T	T	Adhesive T	Adhesive	Adhesive
Silverado 2500 & HD, Classic	T	T	T	T	T	T	T	T	T	T	T	T	T	Adhesive T	Adhesive T	Adhesive T
Silverado 3500 & HD, Classic	T 1	T 1	T 1	T 1	T 1	T 1	T 1	T 1	T 1	T 1	T 1	T 1	T 1	T 1	T 1	T 1
SSR		MC	MC	MC	MC											
Suburban	MC T	MC T	MC T	MC T	MC T	MC T	MC T	MC T	MC T	MC T	MC T	MC T	MC T	Adhesive MC	Adhesive MC	Adhesive
Tahoe & Hybrid	T MC	T MC	T MC	T MC	T MC	T MC	T MC	T MC	T MC	T MC	T MC	T MC	T MC	T MC	Adhesive MC	Adhesive
Tracker	MC	MC	MC													
TrailBlazer & EXT	MC	MC	MC	MC	MC	MC	MC	MC								
Traverse								MC	MC	MC	MC	Adhesive	Adhesive	Adhesive	Adhesive MC	Adhesive MC
Uplander				MC	MC	MC	MC									
Venture	MC	MC	MC	MC												
<b>■ CHRYSLER</b>																
Aspen						MC	MC	MC								
Town and Country	LH	LH	LH	LH	LH	LH	LH	LH	MC	MC	MC	MC	MC	Adhesive MC	Adhesive MC	Adhesive MC
Voyager	LH	LH														
<b>■ DODGE &amp; RAM</b>																
C/V Cargo Van												MC	MC			
Caravan	LH	LH	LH	LH	LH	LH										
Dakota	MC	MC	MC	MC	MC	MC	MC	MC	MC	MC						
Durango	MC	MC	MC	MC	MC	MC	MC	MC		MC	MC	MC	MC	Adhesive MC	Adhesive MC	Adhesive MC
Grand Caravan	LH	LH	LH	LH	LH	LH	LH	MC	MC	MC	MC	MC	MC	Adhesive MC	Adhesive MC	Adhesive MC
Journey								MC	MC	MC	MC	MC	MC	Adhesive MC	Adhesive MC	Adhesive MC
Nitro						MC	MC	MC	MC	MC						
Ram Pickup 1500	MC	MC	MC	MC	MC	MC	MC	MC	MC	MC	MC	MC	MC	MC	MC	MC
Ram Pickup 2500	MC	MC	MC	MC	MC	MC	MC	MC	MC	MC	MC	MC	MC	MC	MC	MC
Ram Pickup 3500	MC 1	MC 1	MC 1	MC 1	MC 1	MC 1	MC 1	MC 1	MC 1	MC 1	MC 1	MC 1	MC 1	MC 1	MC 1	MC 1
Ram Van	MC	MC														
Ram Wagon 1500 & 3500	MC 1															
Sprinter & Cargo		MC 1	MC 1	MC 1	MC 1	MC 1		MC 1								

- 1 HD models may require LT1/LTZ or TAL/TALZ series heavy-duty clip-on weights.
- 4 Some models equipped with US-produced wheels that may have different inboard and outboard rim flange configurations. Verify weight clip series using rim flange gauge.





**OEM Alloy Wheel Weight Application Guide – Trucks, SUVs and Vans (cont.)**

	2002	2003	2004	2005	2006	2007	2008	2009	2010	2011	2012	2013	2014	2015	2016	2017		
<b>FORD</b>																		
Econoline Cargo & Wagon	MC	MC	MC	MC	MC	MC	MC	MC	MC	MC	MC	MC	MC	MC	MC	MC		
Edge						MC	MC	MC	MC	MC	MC	MC	MC	MC	MC	MC		
Escape	MC	MC	MC	MC	MC	MC	MC	MC	MC	MC	IAW	IAW	IAW	IAW	IAW	IAW		
Escape Hybrid					MC	MC	MC	MC		MC								
E-Series Van & Wagon									MC	MC	MC	MC						
Excursion	MC	MC	MC	MC														
Expedition & EL	T	T	MC	MC	MC	MC	MC	MC	MC	MC	MC	MC	MC	MC	MC	MC		
Explorer & Sport, Sport Trac	MC EN	MC EN	MC EN	MC EN	MC EN	MC	MC	MC	MC	MC	MC	MC	MC	MC	IAW	IAW	MC	
F-150 & Heritage	T 1	T 1	MC	MC	MC T	MC T	MC T	MC T	MC T	MC	MC	MC	MC	MC	MC	MC		
F-250 Super Duty	MC	MC	MC	MC	MC T	MC T	MC T	MC T	MC T	MC T	MC T	MC T	MC T	MC T	MC T	MC T	MC T	
F-350 Super Duty	MC 1	MC 1	MC 1	MC 1	MC T	MC T	MC T	MC T	MC T	MC T	MC T	MC T	MC T	MC T	MC T	MC T	MC T	
F-450 Super Duty					MC T	MC T	MC T	MC T	MC T	MC T	MC T	MC T	MC T	MC T	MC T	MC T	MC T	
Freestar			MC	MC	MC	MC												
Ranger	MC T	MC T	MC T	MC T	MC T	MC	MC	MC	MC	MC								
Transit Connect									IAW	IAW	IAW	IAW	IAW	IAW	IAW	IAW		
Windstar & Cargo	MC T	MC T	MC T	MC T	MC T													
<b>GMC</b>																		
Acadia						MC	MC	MC	MC	MC	Adhesive	Adhesive	Adhesive	Adhesive	Adhesive	Adhesive	MC	
Canyon			MC	MC	MC	MC	MC	MC	MC	MC	MC	MC					T MC	
Envoy & XL, XUV	MC	MC	MC	MC	MC	MC	MC	MC										
Safari & Cargo	MC	MC	MC	MC														
Savana & Cargo	MC	MC	MC	MC	MC	MC	MC	MC	MC	MC	MC	MC	MC	MC	MC	MC	MC	
Sierra 1500 & HD, Classic & Hybrid	T	T	T	T	T MC	T MC	T MC	T MC	T MC	T MC	T MC	T MC	T MC	T MC	T MC	T MC	Adhesive	Adhesive
Sierra 2500 & HD, Classic	T	T	T	T	T MC	T MC	T MC	T MC	T MC	T MC	T MC	T MC	T MC	T MC	T MC	T MC	T MC	T MC
Sierra 3500 & HD, Classic	T 1	T 1	T 1	T 1	T MC	T MC	T MC	T MC	T MC	T MC	T MC	T MC	T MC	T MC	T MC	T MC	T MC	T MC
Sonoma	MC	MC	MC															
Terrain									MC	MC	Adhesive	Adhesive	Adhesive	Adhesive	Adhesive	MC	MC	
Yukon incl XL & Hybrid	T	T	T	T	T MC	T MC	T MC	T MC	T MC	T MC	T MC	T MC	T MC	T MC	T MC	T MC	T MC	T MC
<b>HONDA</b>																		
CR-V	FN	FN	FN	FN	FN	FN	FN	FN	FN	FN	FN	FN	FN	FN	FN	FN	FN	
Element		FN	FN	FN	FN	FN	FN	FN	FN	FN								
Odyssey	FN	FN	FN	FN	FN	FN	FN	FN	FN	FN	FN	FN	FN	FN	FN	FN	FN	
Passport	MC																	
Pilot		FN	FN	FN	FN	FN	FN	FN	FN	FN	FN	FN	FN	FN	FN	FN	FN	
Ridgeline					FN	FN	FN	FN	FN	FN	FN	FN	FN	FN	FN	FN	FN	
<b>HUMMER</b>																		
ALL	MC	MC	MC	MC	MC	MC	MC	MC	MC									
<b>HYUNDAI</b>																		
Entourage						IAW Adhesive	IAW Adhesive											
Santa Fe	IAW	IAW	IAW	IAW	IAW	IAW	IAW	IAW	IAW	IAW	IAW	IAW	IAW	IAW	IAW	IAW	IAW	
Tucson				IAW Adhesive	IAW Adhesive	IAW Adhesive	IAW Adhesive	IAW Adhesive	IAW Adhesive	IAW Adhesive	IAW Adhesive	IAW Adhesive	IAW Adhesive	IAW Adhesive	IAW Adhesive	IAW Adhesive	IAW Adhesive	
Veracruz						IAW Adhesive	IAW Adhesive	IAW Adhesive	IAW Adhesive	IAW Adhesive	IAW Adhesive	IAW Adhesive	IAW Adhesive	IAW Adhesive	IAW Adhesive	IAW Adhesive	IAW Adhesive	
<b>INFINITI</b>																		
ALL	FN	FN	FN	FN	FN	FN	FN	FN	FN	FN	FN	FN	FN	FN	FN	FN	FN	
<b>ISUZU</b>																		
ALL	MC	MC	MC	MC	MC	MC	MC											
<b>JAGUAR</b>																		
ALL	IAW	IAW	IAW	IAW	IAW	IAW	IAW	IAW	IAW	IAW	IAW	IAW	IAW	IAW	IAW	IAW	IAW	
<b>JEEP</b>																		
ALL	MC	MC	MC	MC	MC	MC	MC	MC	MC	MC	MC	MC	MC	MC	MC	Adhesive MC	Adhesive MC	
<b>KIA</b>																		
ALL	IAW	IAW	IAW	IAW	IAW	IAW	IAW	IAW	IAW	IAW	IAW	IAW	IAW	IAW	IAW	IAW	IAW	
<b>LANDROVER</b>																		
ALL	IAW	IAW	IAW	IAW	IAW	IAW	IAW	IAW	IAW	IAW	IAW	IAW	IAW	IAW	IAW	IAW	IAW	
<b>LEXUS</b>																		
ALL	FN	FN	FN	FN	FN	FN	FN	FN	FN	FN	FN	FN	FN	FN	FN	FN	FN	
<b>LINCOLN</b>																		
Aviator		MC EN	MC EN	MC EN														
Mark LT					MC	MC	MC											
MKT									MC	MC	MC	MC	MC	Adhesive MC	Adhesive MC			
MKX						MC	MC	MC	MC	MC	MC	MC	MC	Adhesive MC	IAW Adhesive	IAW Adhesive		
Navigator & L-Series	T	MC	MC	MC	MC	MC	MC	MC	MC	MC	MC	MC	MC	Adhesive MC	Adhesive MC	Adhesive MC		

1 HD models may require LT1/LTZ or TAL/TALZ series heavy-duty clip-on weights.

4 Some models equipped with US-produced wheels that may have different inboard and outboard rim flange configurations. Verify weight clip series using rim flange gauge.

**OEM Alloy Wheel Weight Application Guide – Trucks, SUVs and Vans (cont.)**

	2002	2003	2004	2005	2006	2007	2008	2009	2010	2011	2012	2013	2014	2015	2016	2017	
<b>MAZDA</b>																	
B-Series Truck	MC	MC	MC	MC	MC	MC	MC	MC									
CX-3													IAW	IAW	IAW	IAW	
CX-5												FN	FN	FN	FN	FN	
CX-7						MC	MC	MC	MC	MC	MC						
CX-9						MC	MC	MC	MC	MC	MC	MC	MC	MC			
MAZDA5					MC	MC	MC	MC	MC		MC	MC					
MPV	FN	FN	FN	FN	FN												
Tribute & Hybrid	FN	FN	FN	FN	MC		MC	MC	MC	MC							
<b>MERCEDES-BENZ</b>																	
ALL		EN	EN	EN	EN	EN	EN	EN	EN	EN	EN	EN	EN	EN	EN	EN	
<b>MERCURY</b>																	
Mariner & Hybrid				MC	MC	MC	MC	MC	MC	MC							
Monterey			MC	MC	MC												
Mountaineer	MC EN	MC EN	MC EN	MC EN		MC	MC	MC	MC								
<b>MITSUBISHI</b>																	
Endeavor			IAW	MC IAW	MC	MC	MC		MC	MC							
Montero & Sport	IAW	IAW	IAW	IAW	IAW												
Outlander & Sport		IAW	IAW	IAW	IAW	IAW	IAW	IAW	IAW	IAW	IAW	IAW	IAW	IAW	IAW	IAW	
Raider				IAW	IAW	IAW	IAW										
<b>NISSAN</b>																	
ALL	FN	FN	FN	FN	FN	FN	FN	FN	FN	FN	FN	FN	FN	FN	FN	FN	
<b>OLDSMOBILE</b>																	
ALL	MC	MC	MC														
<b>PONTIAC</b>																	
ALL	MC	MC	MC	MC	MC	MC	MC	MC									
<b>PORSCHE</b>																	
ALL		Adhesive	Adhesive	Adhesive	Adhesive		Adhesive	Adhesive	Adhesive	Adhesive	Adhesive	Adhesive	Adhesive	Adhesive	Adhesive		
<b>SAAB</b>																	
ALL				MC	MC	MC	MC	MC		MC							
<b>SATURN</b>																	
ALL	MC	MC	MC	MC	MC	MC	MC	MC	MC	MC							
<b>SUBARU</b>																	
B9 Tribeca					IAW	IAW											
Baja		MC	MC	MC	MC												
Forester	IAW	IAW	IAW	IAW	IAW	IAW	IAW	IAW	IAW	IAW	FN	FN	FN	FN	FN	FN	
Tribeca							MC	MC	MC	MC	FN	FN	FN	FN	FN	FN	
XV Crosstrek											FN	FN	FN	FN	FN	FN	
<b>SUZUKI</b>																	
Equator								FN	FN	FN	FN						
Grand Vitara	IAW	IAW	IAW	IAW	MC	MC	MC	MC	MC	MC	MC	MC					
Vitara, XL7	IAW	IAW	IAW	IAW	IAW	IAW	IAW	IAW									
<b>TOYOTA</b>																	
4Runner	FN ④	FN ④	FN ④	FN ④	FN ④	FN ④	FN ④	FN ④	FN ④	FN ④	FN ④	FN ④	FN ④	FN ④	FN ④	FN ④	
FJ Cruiser						FN ④	FN ④	FN ④		FN ④	FN ④	FN ④	FN ④	FN ④	FN ④	FN ④	
Highlander & Hybrid	FN	FN	FN	FN	FN	FN	FN	FN	FN	FN	FN	FN	FN	FN	FN	FN	
Land Cruiser	FN	FN	FN	FN	FN	FN	FN		FN	FN		FN	FN	FN	FN	FN	
RAV4	FN	FN	FN	FN	FN	FN		FN	FN	FN	FN	FN	FN	FN	FN	FN	
Sequoia	FN		FN	FN	FN	FN	FN		FN	FN	FN	FN	FN	FN	FN	FN	
Sienna	MC	MC	MC	MC	MC	MC	MC	MC	MC	MC	MC	MC	MC	MC	MC	MC	
Tacoma	FN	FN	FN	FN	FN	FN	FN	FN	FN	FN	FN	FN	FN	FN	FN	FN	
Tundra	FN	FN	FN	FN	FN	FN	FN	FN	FN	FN	FN	FN	FN	FN	FN	GN	
<b>VOLKSWAGEN</b>																	
ALL	EN	EN	EN	EN	EN	EN	EN	EN	EN	EN	EN	EN	EN	EN	EN	EN	
<b>VOLVO</b>																	
ALL		IAW	IAW	IAW	IAW	IAW	IAW	IAW	IAW	IAW Adhesive	IAW Adhesive	IAW Adhesive	IAW Adhesive	IAW	IAW	IAW Adhesive	IAW Adhesive

- ① HD models may require LT1/LTZ or TAL/TALZ series heavy-duty clip-on weights.
- ④ Some models equipped with US-produced wheels that may have different inboard and outboard rim flange configurations. Verify weight clip series using rim flange gauge.