

Making the
WORLD'S MOST
IMPORTANT JOB
EASY!

FAITH & FAMILIES

faith box

VOLUME ONE

JESUS
shows
WHO HE IS

JOURNEY TO
Easter

The Holy Spirit
and Heaven -
HALLELUJAH!

WHO IS FAITH4FAMILIES?



MARY GRANT



NIKKI WATKIN

Faith4Families is a charitable trust set up to offer a practical way for parents to teach Christian truth to their children.

The Faith Box originated with a group of parents and grandparents who wanted to pass on faith to their children through creatively teaching the great truths of Christianity while living a vibrant faith within their own homes. The project has come out of many years of teaching parenting skills. We became convinced that a resource such as this would minister to the core of nurturing faith and character in children.

Both Mary and Nikki bring many years of experience and creativity to this project. Mary has instigated numerous innovative programmes for parents and young people over her 45 years in ministry; Nikki is a trained theologian and parish minister with a history of writing and executing creative programmes for children and their parents.

See more at www.faithbox.co.nz

MANY THANKS TO

- The 110 families from all over NZ who piloted the Faith Box and gave us their insightful and positive feedback.
- The many friends and advisors, trusts and individuals who believed in this project when it was still an idea and were prepared to help fund the set up and development phase.

“WRITE THESE COMMANDMENTS THAT I’VE GIVEN YOU TODAY ON YOUR HEARTS. GET THEM INSIDE OF YOU AND THEN GET THEM INSIDE YOUR CHILDREN. TALK ABOUT THEM WHEREVER YOU ARE, SITTING AT HOME OR WALKING IN THE STREET; TALK ABOUT THEM FROM THE TIME YOU GET UP IN THE MORNING TO WHEN YOU FALL INTO BED AT NIGHT.”

DEUTERONOMY 6:6, THE MESSAGE

WELCOME

Welcome to the first manual for Faith4Families' Faith Box.

The Faith Box has been developed to equip you to share faith with your children through a regular and vibrant time of learning, fun, exploring the Bible and praying together. It helps you to build strong family memories as well as a culture of inquiry and discussion.

If this is your first experience of Faith Box, we encourage you to build in a regular 30 minute time slot so that it becomes a highlight of your week!

The 2000 days between ages 5 and 12 years is a precious and crucial time of childhood when you can make a real difference to the life of future generations. We encourage you to use this resource to the full. Feel free to adapt it to suit your situation – shorten it if your children are younger, use the extra ideas if you are wanting more, or have the older children lead. You know your family best and what will work for them. Don't be afraid to try new things, laugh more and go a bit deeper.

The Faith Box is made to work alongside a family's commitment to a faith community, their loving service in the community and beyond. Within the family is the most important place for faith to be lived and



Fun surprises, discussion, games, learning

shared. Often our lives get so busy that faith is shrunk to leftover time. We do not mean for it to happen, but when it is not prioritised, the passing on of faith to the next generation begins to disappear. The years pass, the children grow, and we have missed the opportunities God gave us. Our prayer is that the Faith Box will be a resource that enables you to prioritise the nurturing of faith within your family.

This manual is designed to prepare your family for Easter, starting with an introduction to Jesus with his amazing miracles, servant heart and humble ways. Play a game that brings Peter's story to life and shows how hard it can be to stand up for what is right. The whole family can explore Jesus' death, resurrection and ascension, as well as heaven and Pentecost with these fun and enlightening sessions.

And don't forget the dog-tag incentive scheme (see back cover) to encourage your children to learn key scriptures which will equip them for the rest of their lives. Choose a special time each year such as their birthday for them to learn the passage by heart. Help

them to learn them by learning alongside them. The more they hear the words, the easier it will be to remember. Order the metal dog tag on www.faithbox.co.nz and make a special occasion of awarding it to them!

And finally, be encouraged by the words from Deuteronomy 6:4-9,

“Hear, O Israel: The LORD our God, the LORD is one. Love the LORD your God with all your heart and with all your soul and with all your strength. These commandments that I give you today are to be on your hearts. Impress them on your children. Talk about them when you sit at home and when you walk along the road, when you lie down and when you get up. Tie them as symbols on your hands and bind them on your foreheads. Write them on the doorframes of your houses and on your gates.”

Mary Grant and Nikki Watkin

HOW TO USE FAITH BOX

We encourage you to use this time to tune into and enjoy your children. All children need their questions answered by loving parents who interpret the world for them. Take note of what matters to them and what their tender consciences are telling them.

Whenever possible, personalise God's special love for each child and His purpose for their life. Research tells us that the way we communicate the stories of the Bible is significant. When children understand the calling and purpose of the person in the Bible story and relate it to a purpose for their own lives, it offers a different dimension of inspiration for them.

Approach Faith Box Time with intention as it is designed to become the highlight of the children's week! It will sweeten and bless your family life. Enjoy this time to laugh and connect with your kids and learn about God's ways through play, enquiry and discussion. If you meet with resistance, stay positive and push through. We promise it will be worth it! It is amazing how often the child who initially drags their feet ends up enjoying it the most.

Children just love the interaction and closeness that Faith Box times bring. However, they may need a little encouragement at first. It may help to draw aside the eldest (or most vocal) child beforehand and explain how you need their enthusiasm when you introduce family time to the others. As the children become familiar with the pattern, enlist their help in getting the box ready.





Set aside 30 minutes or so for "Faith Box Time" - we suggest a regular slot every week so everyone can look forward to the fun.

STEPS:

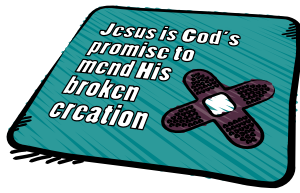
- 1 Choose the lesson: see Calendar on inside back cover (or you may choose any lesson)
- 2 Read ahead: take a couple of minutes to see if you need to pick anything up from the shop to keep one step ahead of the kids!
- 3 Gather the items listed under PREP (the kids love helping with this!) and put them in the Faith Box ready for the "surprise" factor
- 4 Call everyone: Mums, Dads, kids, grandparents and friends all love Faith Box time
- 5 Open the Box: follow the manual as it guides you through the activities and discussion
- 6 Follow up with the Magnet/Faithboard: attach the relevant "Big Promise" magnet to the lid of the Faith Box and write this week's saying on the Faithboard on the fridge
- 7 Smile and take a moment: you have shared faith, connected with each other and worshipped God!

TIPS

- Ahead of time, have the kids cover the TV with the "Faith Box Time!" poster that they can colour - it's a fun reminder for everyone. (Download it free on www.faithbox.co.nz)
- Put on Track 3 "Good Morning!" from the CD included in your Faith Box and watch the kids come running with huge smiles!

For more Tips on Leading Faith Box Family Times go to www.faithbox.co.nz.

TABLE OF CONTENTS



SESSION ONE..... PG 12

Jesus' Amazing Miracles

SESSION TWO PG 16

Two Blind Men Can See

SESSION THREE..... PG 20

Jesus Was Human Just Like Us

SESSION FOUR PG 24

Jesus - A Different Kind of King



SESSION FIVE..... PG 30

Jesus Turns Things Upside Down

SESSION SIX PG 34

A Terrible Day for Peter

SESSION SEVEN PG 38

Jesus is Put to Death

SESSION EIGHT PG 42

Jesus is Alive!!



SESSION NINE PG 48

Jesus Promises the Holy Spirit

SESSION TEN PG 52

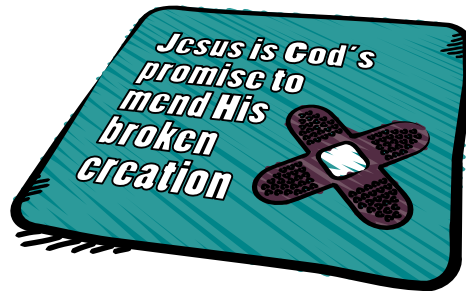
Jesus Goes to Heaven

SESSION ELEVEN..... PG 56

Heaven

SESSION TWELVE PG 60

Pentecost - A Red Letter Day



PLACE THIS MONTH'S MAGNET
ON THE UNDERSIDE OF
YOUR FAITH BOX LID!

Introduction to Sessions 1-4

JESUS SHOWS WHO HE IS

Jesus was different from any other person who had ever lived. He could tell us about God, because God was his father. With the Holy Spirit they had made the world and knew how to fix it. But Jesus also knew what it was like to be human, and he became a humble servant, walking in our shoes and feeling what we feel. He showed us what God looked like through the things he did and said.

LET'S GET STARTED!



JESUS' AMAZING MIRACLES

BIG IDEA

Through his miracles Jesus showed us that he cares about all our needs and that with God nothing is impossible!

PREP *(Kids can help!)*

Buy expanding dinosaur capsules at the \$2 shop (these may be included in some Faith Box sets)

Gather small bread rolls or a slice of bread for each person

Cut out the six fish from the appendix

Rip out the page of smiley faces from the appendix

Find a tea towel

Put everything into the Faith Box before you start

INTRO

Today we are going to talk about miracles.

I've got something to show you. I want you to tell me if you think it's a trick or if it's a miracle.

Let's watch carefully what happens to the dinosaur capsules when we put them in a bowl of very hot water.

QUESTIONS

Does anyone know the difference between a trick and a miracle? Can anyone do a trick?

A miracle is something extraordinary that happens which can't be explained.

Jesus showed us how he wasn't just the creator of the world but he is still able create miracles today. And miracles are a way God shows his love to us. We are going to talk about a miracle that involved a young boy and some things we have in our Faith Box.



GAME

(Use a kitchen timer or clap your hands as a starter gun.) PUT THE FISH IN A BASKET/BUCKET at one end of the room. Line up everyone at the other end of the room. Children take turns at running to the bucket and Mum or Dad must stand in one spot and throw the 'net' (tea towel) over their heads as they run, trying to 'catch' them. If the parent gets the net over the child's head before they retrieve their fish, then they are caught and have to come into the 'boat' with the parent. Let each child have a turn 'fishing', until all the fish are retrieved. Award a fish-shaped sweet to everyone.

Now lay out the fish and together work out what the verse says.

When people met and listened to Jesus they realised he was different from any one else they had ever known. Because he was God's son, he made unimaginable things happen. He healed people who were sick and talked to them about what God is like; how He is our loving Heavenly Father and wants us to live under the warmth of his smile.

QUESTIONS

What are some of the amazing things that Jesus did when he was on earth?

This story is about a boy who gave his lunch to Jesus. Jesus made it grow, but it wasn't a trick which could be explained... it was a miracle.

READ

PUT THE PAGE OF SMILEY FACES ON THE TABLE. Give each child a slice of bread or roll – in a napkin or bowl.

While you are reading, have the children break up their bread into as many bits as possible and see how far it goes by putting a piece on every face on the page.

☺ There were once 5,000 tired and hungry (and probably very grumpy) people sitting on a hillside wanting their dinner. They'd come to hear Jesus that day. They came before breakfast, stayed all morning, all afternoon, and way past dinner. No one had meant to be out there that long but that's how it was, listening to Jesus – as if time didn't exist. ... But they hadn't brought enough food, and they couldn't just go and buy themselves a burger and fries. (Besides, that kind of food wasn't invented yet.) ... "What food do you have?" Jesus asked. "Go and see."

Now, there was a little boy in the crowd. He had brought a lunch that his mother had made for him that morning. He looked at his five loaves and two fish. It wasn't much – not nearly enough for 5,000 – but it was all he had. "I have some," he said. Jesus' friends laughed when they saw his little lunch. "That's not nearly enough!" they said. But they were wrong. Jesus knew it didn't matter how much the boy had. God would make it enough, more than enough. Jesus said, "Bring me what you have." ...

"How in the world will Jesus feed everyone with just that?" Jesus' friends said, because they thought it was impossible. But Jesus knew the One who made all the fish in the oceans. ... How hard would something like this be for someone like that? Jesus took the boy's lunch, looked up to heaven, and thanked his Father. Then Jesus gave the little lunch back to his friends.

As Jesus' friends started to hand out the food, do you know what? It was the strangest thing, no matter how much they broke off – there was always more. And more. And more. Enough for 5,000! Everyone ate as much as they wanted – seconds, thirds, even fourths – until they were full. And still there were leftovers. ☺

Excerpts from Matthew 14 and Mark 6; The Jesus Storybook Bible, Sally Lloyd-Jones, pages 244-248, Zondervan © 2007

EXPLORE

Guess how many faces are on the page.

Imagine that many faces at a big picnic. And imagine having enough food to feed all those mouths!

Would our five bread rolls be enough?

QUESTIONS

How many people did Jesus feed in the story?

How many lots of that many faces would that be? (50 lots of those faces!!)

Do you know how much Jesus' disciples collected up that was left over? (twelve basketfuls)

Why do you think Jesus used the boy's bread and fish to do the miracle? Could he have done it anyway?

Imagine if you had a packed lunch for school, as normal. Then one day you were the only person with a lunch. What would go through your mind? What would you do?

The Bible is full of people who obeyed God by giving a little – and a miracle happened.

A shepherd boy David conquered a giant with only one small stone.

God wants to use what we have. What we have is never enough to meet all the needs of the people around us, but when we offer it to Jesus to use, it becomes enough to be a blessing – and sometimes a miracle!

That means being generous with the small amounts we do have, whether it's things or time or attitudes.

Sometimes Jesus asks us to give to others even when it is hard, and we can start now with what we have.

QUESTIONS

How do we give things to Jesus?

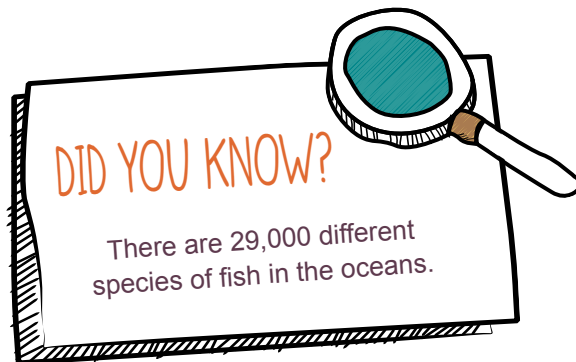
Do we have to wait until we are rich?

What would happen if we gave some of our pocket money to Jesus to use?

SHARE A TIME WHEN GOD HAS DONE A MIRACLE in your life or for another person in the family. (Parents might like to share first.)

Remember there are no small miracles!

When we say "We have only got..." God says "No worries – that's enough for a miracle!"



PRAY

Thank you God for the miracles you have done for us. God, please take even the little things we give you and turn them into big blessings for others. Amen.

LIVE

Start a family GIVING BOX to collect spare change you can use to help someone else. Have everyone donate some pocket money to the box and discuss over dinner how the money should be used.

You could give a surprise gift to show how you appreciate someone, or you could use it to prepare a meal for someone who is having a hard time.

Remember, in Jesus' hands your act of kindness may be a miracle.

FAITH BOARD



OTHER IDEAS

- 1** As a family, make pikelets in the shape of fish for dessert or afternoon tea.
- 2** Go on a picnic (you might like to invite some friends). As you eat, ask the children to retell the story.
- 3** Get some old fishing magazines and have the kids cut out as many pictures of individual fish as they can – see how close to 5000 they can get! Paste pictures of the fish on a big piece of card, or plank of wood along with the Bible verse.

BUY FOR NEXT SESSION

- A bag of small boxes of pebbles (or smarties)

TWO BLIND MEN CAN SEE

BIG IDEA

Jesus made blind people see and he also opened the 'eyes' of people's hearts.

PREP *(Kids can help!)*

Buy small packets of pebbles (or smarties)

Gather up five small objects from your house with different textures. e.g. a peg, soft toy, a sausage, tv remote, plum, icepack. (Make sure that a couple of them feel slimy or are hard to guess!) Put objects in a bag so children don't see them

Get a blindfold for each child (tea towel/scarf)

Find a dressing gown and 2 tea towels, for children to dress up

Write on a card for each person "You are the Christ" and cover the words with a bandaid

Put everything into the Faith Box before you start

INTRO

We're going to talk about two blind men that Jesus healed. When Jesus was on earth, many people believed that if someone was sick or disabled, it was because they had done something really wrong. In today's stories Jesus meets two blind men, one who had never been able to see because he was born blind, and another one called Bartimaeus who was a beggar beside the road.

QUESTIONS

Why do you think people get sick or have accidents?

Today some people still think that if you are a good person everything will go really well for you. But life is more complicated than that, and God has compassion and kindness for us, whoever we are. When the people asked Jesus who was to blame for the man being blind, Jesus said that the man's blindness was no one's fault, but that God would use it to show his glory.



TAKE OUT THE BLINDFOLDS AND PUT ONE ON EACH CHILD. Now pass around the selection of objects from the box, one at a time. Ask the children to hold each one and try to guess what it is.

Finish by handing around some smarties and while they are still wearing the blindfolds, ask them to pick out their favourite colour.

QUESTIONS

Was it hard to guess what we gave you when you couldn't see?

What about the colours of the pebbles?

What do you think it would feel like if you had been born blind?

What would be the hardest thing about not being able to see?

What would you miss seeing the most?

Remember how Jesus is the promised Saviour who came to mend God's broken world. Today we are talking about how Jesus showed God's love and kindness when he healed people.

Remember how big crowds followed Jesus wherever he went and brought everyone who was sick to him. They recognized that the miracles he did were proof that God had sent him. And they were amazed at the things he taught them about God.

The prophets foretold that when God's king came, he would set people free, open the eyes of the blind and make people who were lame jump for joy.

READ

CHOOSE A CHILD TO BE JESUS (dressing gown), and two children to be the blind men (tea towels) who sit by the road. Others are the crowd who call out "Be quiet!" As you read, the children act the story..

☞ When Jesus arrived in Bethsaida some people brought a blind man to him and begged him to touch him and heal him. Jesus took the blind man by the hand and led him out of the village, and spat on his eyes and laid his hands over them. Can you see anything?" Jesus asked him. The man looked around. "Yes he said I see men! But I can't see them very clearly; they look like tree trunks walking around!" Then Jesus placed his hands over the man's eyes again and as the man stared intently his sight was completely restored, and he saw everything clearly, drinking in the sights around him...

Mark 8:22-25

Another blind man called Bartimaeus was sitting by the road and called out to Jesus asking him to heal him. Some of the people yelled at him and told him to be quiet, but Jesus said "Tell him to come here." He asked Bartimaeus, "What do you want me to do for you?" "O teacher, I want to see," he said. And Jesus said to him, "All right, it's done. Your faith has healed you." And instantly the blind man could see, and followed Jesus down the road! ☺☺

Adapted from Mark 10:46-52

A QUIZ

TRUE OR FALSE?

1. Jesus healed men using pills. *F*
2. We can do miracles if we practise being positive. *F*
3. Healing people proved Jesus was from God. *T*
4. Jesus can help us today with all our problems. *T*
5. When we have faith it pleases God. *T*
6. Jesus healed people to be famous. *F*

EXPLORE

QUESTIONS

What do you think was happening when the first blind man started to see just a little?

Why did Jesus pray again?

When God starts to open our 'inside eyes' we see and understand a bit more about Jesus also.

When Jesus was on earth the people were all wondering and arguing about who he was because Jesus was different to what they expected Messiah would be. But many were beginning to believe in him because of the wonderful things he did.

When Jesus asked Peter his disciple what he thought, Peter answered "You are the Christ."

Jesus told him that God had opened the eyes of his heart – his 'inside eyes' – so that he could understand this truth for himself.

QUESTIONS

How do you think the blind men felt when they had been healed and could see clearly?

Can you think of a way that God has opened the 'inside' eyes of your heart?

Talk about a time when you have felt God speak to you or a time when you have seen God do something amazing, or have felt Him close to you.

Some people, like the first blind man in the story, gradually came to understand who Jesus really was; but others like Bartimaeus jumped up straight away and followed Jesus and became his friends.

HAND AROUND THE CARDS with the bandaid covering up the verse.

When God opens the eyes of our heart we understand who Jesus really is; he speaks to us, and we hear him.

NOW LET THE CHILDREN rip the bandaid off their cards and read the verse 'You are the Christ'.

QUESTIONS

What do you think these words mean?

GAME

Blindfold Treasure Hunt (can do indoors or outside)

We are going on a treasure hunt, but it is a bit different because someone is going to be blindfolded.

CHOOSE THE CHILD WHOSE BIRTHDAY IS NEAREST TO TODAY TO WEAR THE BLINDFOLD. Now show the other children where you are hiding a packet of pebbles.

When you say, "Ready, steady, go!" with a clap, the other children direct the blind-folded child to the treasure using only the words **move left, move right, hot, or cold**.

When they find the treasure bring it back to you. Now everyone have a turn at finding the treasure.

PRAY

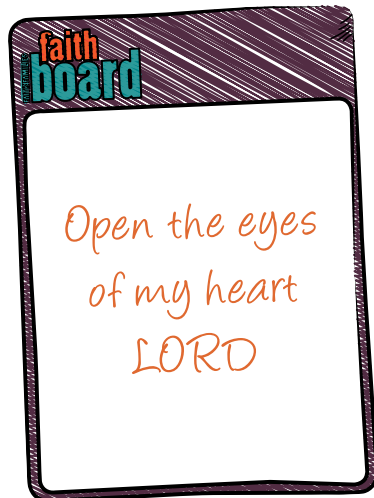
Thank you Jesus for bringing God's love to the world. Open my 'heart' eyes like the blind men and Peter so I can see who you really are.

Please help me to see you with my 'inside' eyes. Amen.

LIVE

This week talk about people you know who have opened their 'heart eyes' to God.

FAITH BOARD

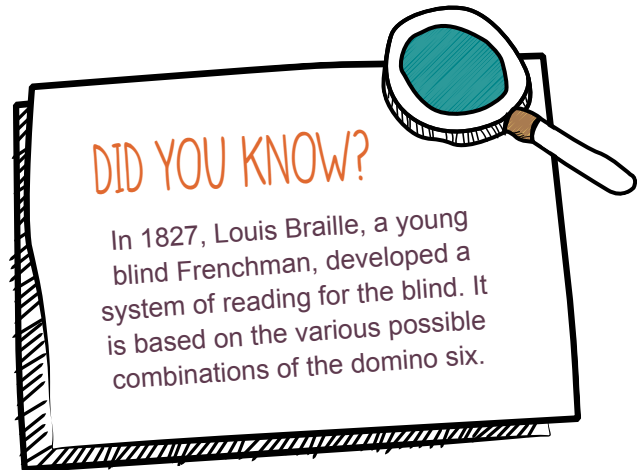


OTHER IDEAS

1 Talk about what it must be like to live as a blind person. Pair up children (the youngest with a parent) and blindfold them.

Get them to gently feel each other's faces. Talk about vulnerability – how did you feel when someone was touching your face? Were you worried your eyes would be poked?

2 Sing the song "Open the eyes of my heart Lord" – lyrics and chords are on internet. You could even play it on YouTube and sing along. And maybe make up family actions to the song, or download the ring tone for Mum or Dad's mobile phone!



JESUS WAS HUMAN JUST LIKE US

BIG IDEA

Jesus knows what it is like to be us because, even though he was God, he lived on earth as a human being, and so sometimes felt sad or angry or happy.

PREP *(Kids can help!)*

Gather a collection of adult shoes (gumboots, high heels, running shoes, dress shoes, flippers etc)

Put one of each pair into a bag and the rest in a pile on the floor

Make 3 cards for each child with the words **sad, glad, mad** written on them

Put the cards into the Faith Box before you start

INTRO

In the last couple of sessions we have heard some stories of incredible things that Jesus did – things like making a blind man see. Today we are going to hear about an even more amazing miracle. We are also going to learn that even though Jesus was God, he was also human like us. When hard things happened Jesus was sometimes sad and sometimes angry. He faced all the same things that we do, and so he can show us what to do when we feel that way. It is great to know that Jesus really has walked in our shoes.



GET EACH PERSON TO TAKE A SHOE OUT OF THE BAG and match it with one from the pile. Everyone put their pair of shoes on and walk to the front door and back.

Act the way the person who wears the shoes would act!

QUESTIONS

What did it feel like being the person in those shoes?

Even though Jesus was the King of all creation he came to earth and walked in our human shoes.

READ

GIVE EACH CHILD THE SET OF SAD, MAD AND GLAD CARDS. While you are reading, as the children recognise a 'feeling' the people in the story had, get them to put the appropriate card in the centre of the table.

☞ Mary and Martha's brother Lazarus became very sick. So they sent for Jesus to come and heal him. They knew that Jesus would make him better. But Jesus waited a few days because he knew the bigger picture. When Jesus did arrive Lazarus had already died and Mary and Martha both said to him, "If you had been here, my brother would not have died." When he saw how heartbroken they were, Jesus cried. Then he went to the cave where Lazarus' body had been put four days earlier, and told some men to roll away the stone. They didn't want to because they thought the stink would be terrible, but they did it because Jesus told them to. Jesus shouted "Lazarus come out!" and out he came still wrapped in his grave clothes. They could hardly believe it. They unwrapped Lazarus and soon had an enormous celebration party to honour Jesus after this amazing miracle. The next day Jesus went to Jerusalem to go to the temple. When he arrived, he was really upset because the people had turned God's special place of worship into a marketplace – charging outrageous prices for sacrifices and making so much noise and chaos that there was no place for the poor people to worship God. Jesus was so angry he threw their tables upside down and shouted at them to get out! He told the watching crowd that God's house should be a place of prayer for everyone and not a den for robbers. ☺

Adapted from John 11

EXPLORE

Jesus felt all the feelings that we feel inside.

TAKE A CARD from the middle of the table and each talk about a time when you felt glad or sad or mad.

Usually being happy is good – but often we think it is not good to be sad or angry.

God made us to be joyful and free so when we let the things we feel – like anger and hurt – stop us being the free person God made us to be, we can ask Jesus to help us.

Sometimes sadness or anger are neither good or bad – they are just the way we feel. Tears tell us when things are important to us. Anger tells us when something is wrong and needs attention. While anger is sometimes sinful and wrong sometimes it is OK if we handle it in the right way.

Nelson Mandela was angry because black people weren't treated with respect; William Wilberforce was angry because some people were captured and sold as slaves. Rosa Parks was angry because black people weren't allowed to sit on the buses.

These people all changed the world in some way because they used their anger to give them courage to do the right thing.

Jesus was angry because people's greed was stopping others worshipping God.

If we do the right thing with our anger we will not hurt other people and sin.

QUESTIONS

What could you do when someone has made you feel upset and angry?

How can you feel right again if you have been upset?

What does the Bible say about anger?

“Don't sin by letting anger control you. Don't let the sun go down while you are still angry.”
Eph. 4:26, 24

“You must be quick to listen, slow to speak and slow to get angry.”
James 1:19

Some clues:

- We can ask ourselves if this is really disastrous or if it is just disappointing.
- We can ask if it really matters?
- We can talk about how we feel at a family meeting.
- We can walk away and think about something else. until the angry feeling dies down and then go to talk about it with Mum and Dad.
- We can say sorry and ask for forgiveness if we used bad anger.

What about feeling sad?

When someone we love dies, we grieve. It feels like our hearts are breaking because we loved that person so much and we will miss them. It is natural and right that we cry when someone dies. Some think that crying is just for girls and is a sissy thing to do. That's not true. Jesus cried when Lazarus died.

Now think of things that help us to be joyful and free, e.g. saying sorry, giving a cuddle, talking to God, making things right.

Turn over the cards and write down something that you can do when you each feel glad, sad or mad.

Glad – say thank you

Sad – cuddle someone you love

Mad – walk away, give yourself some space – then talk to someone who cares.

SHARE YOUR IDEAS.

Everyone give their 'glad' card to the next person and say "I am glad you are in our family because..."



PRAY

Thank you Jesus that you walked in our shoes and understand how we feel. Help us to use what we feel in good ways. Amen.

LIVE

Each day have one child share about a person who used their anger to make a difference in the world e.g. George Muller, Martin Luther King, Rosa Parks, Kate Sheppard, Alexander Fleming.

Keep your cards in your pocket this week to remind you what to do when you feel glad, sad, or mad.

FAITH BOARD



**Note for parents: Children are still developing self-control and learning to live with their emotions. We are all able to create our own world and without an adult's loving coaching it is easy to end up believing that all our moods and emotions are infallible and reliable guides to how things are. Children are good observers, but poor interpreters. Consequently gently debriefing around the meal table with simple questions such as "What was the best part of your day?" and "What was the worst part of your day?" will help children re-interpret events and live in healthy reality.*

OTHER IDEAS

1 Watch the video "Gifted Hands" together as a family. It is the story of Ben Carson. He was a young boy from a single parent home who was failing at school and had trouble with anger. With God's help he overcame his bad anger and became a famous neurosurgeon. Once he separated twins who were joined together at birth.

2 Here is a fun game to do in the bath with younger children or in the sink with older ones. You will need a ball that floats (e.g. a ping pong ball) and a face cloth. Fill the sink with water, cover the ball with the cloth and hold it under the water. Pretend to be Jesus, lift off the facecloth and watch the ball float to the top. Older children may have competitions – each child removes the cloth from the ball and see whose ball pops to the surface quickest.

BUY FOR NEXT SESSION

- A packet of sweets or mini party biscuits
- 6 water balloons or eggs

JESUS - A DIFFERENT KIND OF KING

BIG IDEA

Jesus is God's promised king. His name is special and all the earth should praise Him!

PREP *(Kids can help!)*

Buy a packet of sweets or mini party biscuits

Buy 6 eggs or water balloons

Find some praise music for the game

Get a sheet of A4 paper per person, and pencils or felt pens

Put everything into the Faith Box before you start (except eggs / water balloons)

INTRO

TAKE YOUR PACKET OF EGGS or water balloons and the children outside onto the lawn. Put everyone in pairs. (Use a parent if necessary.)



Stand one metre apart and one person from each pair toss the egg to their partner.

If they do this without breaking the egg, take a step backwards and try again!

When all the eggs or water balloons are broken, head back inside to talk.

How did you need to treat the eggs?

Precious things need to be treated with care.

There are some things in this world that we have to always remember to treat with respect and care because they are so important. The name of our God is one of those things.

God is holy, special and amazing, and we must always be respectful and honouring – especially with his name. We

*Jesus turns life right
side up and heaven
outside in.*
- Carl Henry*

may hear others use the name of Jesus and God in ways that are not full of respect, or even as a swear word. But God wants us to show we love him by the way we talk, as well as the way we behave.

Today we are going to think about some special names that God gave Jesus and why we should praise Jesus and honour his name.

Around March/April, we celebrate Palm Sunday which is the beginning of Holy Week. It's a time to remember the things that happened just before Jesus died, how people recognized who Jesus was, and what special names he had.

Palm Sunday is like a celebration or a big parade for Jesus. We celebrate that he brought God's kingdom to earth. It is a different kingdom that will never end and people who love Jesus can experience it now.

When Jesus rode into Jerusalem on a donkey on Palm Sunday the crowds burst out in enthusiastic praise and cheering.

Today it would be like a sports hero or king or queen coming to town and everyone waving flags or letting balloons fly into the sky. The people wanted everyone to know that Jesus was the promised King.

READ

HAND OUT THE PAPER AND PENCILS. While you are reading, everyone draws around their hand that is fanned-out so that it looks like a palm leaf. (Small children can be helped by a parent.)

☞ Jesus left Bethany to go to Jerusalem. On the way, he sent two of his disciples to a nearby village. As they left, Jesus told them, "You'll see a donkey tied with her young colt, which has never been ridden. Untie the colt, and bring it to me. If anyone asks what you are doing, just say that the Lord needs it." The disciples found the young donkey just as Jesus had said. And while they were untying it the owners asked, "What are you doing?" "The Lord needs it," the disciples said. Then the owners let the two men have the donkey for Jesus to ride on. The disciples brought the young animal to Jesus and threw their coats across its back. Jesus rode the donkey along the road to Jerusalem. As he did, many people in the crowd spread their coats on the road in front of him. Others cut down branches from the trees. They made a green carpet of palm branches for him to ride over. That is what people did when a king rode through their streets. The crowd around him began shouting, "Praise God for sending us a king" ☞

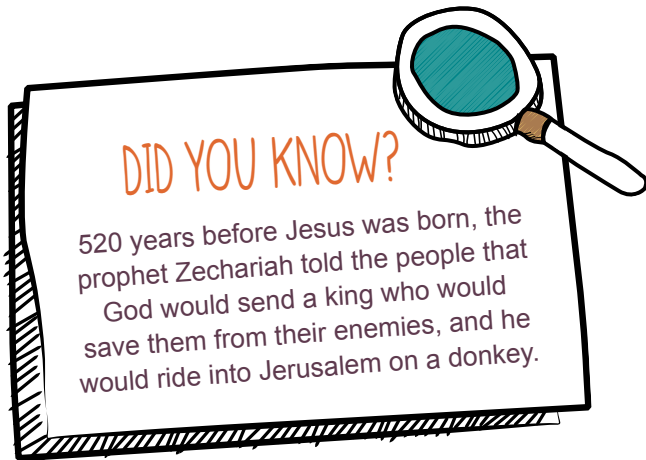
*Luke 19:28-40; **Classic Bible Story Book**, Kenneth N. Taylor, pages 215-216, Tyndale House © 2009*

Some of the religious leaders told Jesus to tell his disciples to be quiet. But Jesus said, "If they keep quiet, the stones will cry out in praise."

Palm branches symbolised victory and triumph and were used to honour someone. They weren't easy to get, and that made them special. On really important occasions the people might cover a dirt road with them to create a carpet of palms.

*TAKE YOUR HAND OUTLINE, and write on each finger (branch) a name for Jesus or something that we can praise him for; words that celebrate who he is and what he has done. Give some hints! **Creator, miracle worker, healer, saviour, God's son, Messiah, shepherd, king of kings, Emmanuel, light of the world, mighty God, died for us, friend.***

Each person read out the names they have written down. Now put the palm leaves face-down in the middle of the table and try to remember what yours said.



GAME

*(This game is similar to musical chairs)
PUT A CHAIR AT ONE END OF THE ROOM.
Put on some praise music.*

When the music plays everyone must dance around moving past the chair to the other end of the room and back again. When the music stops the person nearest the chair has to sit on it and call out one of the reasons we praise Jesus.

*Each person has to say a different name, (if you get it right you get a party sweet).
If the person on the chair can't think of a name, they don't get a sweet but they stay in the game.*

EXPLORE

QUESTIONS

Why did Jesus come into Jerusalem on a donkey even though he was a king?

Why did the leaders not like the people praising Jesus and calling him King?

Jesus said that if we don't praise him, then the stones will praise him! What do you think he meant by that?

PRAY

Choose the person who is wearing the brightest clothes and ask them to pray a praise prayer using the words that are on their palm. Everyone else then takes a turn to pray.

LIVE

Cut around your 'palms' and put them into a vase or jar to use as a centerpiece on your dining table this week. At each evening meal someone takes a palm from the vase and uses one of the names for Jesus as a part of saying grace.

FAITH BOARD



OTHER IDEAS

1 Palm Game: Divide into two teams. One team has to carry items on the back of their hand (such as an egg, bouncy ball, stick of celery, etc.) while the other team cups the same objects in the palm of their hand. Talk about how it is much easier to carry objects in the palms of our hands rather than on the back of our hands. Explain how God carries us in the palm of his hand and that he will always protect us.

2 Stone Activity: On Palm Sunday Jesus told the people that if he silenced the crowd, the stones on the roadside would start praising him. Gather stones for everyone. Write or draw something on each stone which represents a blessing you would like to praise Jesus for. Keep the stones in a dish on the table this week.

3 Show the children how each one of their fingers is a reminder of how God loves us and is faithful to us.

Thumb: God made me (Creator)

Pointer: God knows me (Omniscience)

Tall man: God loves me (Faithfulness)

Ring man: God protects me (Sustainer)

Pinkie: God rescues me (Saviour)

Point your finger to touch the middle of your palm and explain that God holds us in the palm of His hand (Isaiah 49:2) NIV

BUY FOR NEXT SESSION

- A washable marker pen
- Marbles (or packet of small objects)
- Jelly snakes or similar for awards



PLACE THIS MONTH'S MAGNET
ON THE UNDERSIDE OF
YOUR FAITH BOX LID!

Introduction to Sessions 5-8

JOURNEY TO EASTER

Jesus brought a different sort of kingdom where the most important people are happy to serve in humble ways. It was sometimes hard to be his follower because he wasn't the sort of king the people wanted. They wanted a king who would rule through powerful armies. But when people recognised he really **was** God's son, they always followed him. They knew that God the rescuer had kept his promise and sent a saviour.

LET'S GET STARTED!



JESUS TURNS THINGS UPSIDE DOWN

BIG IDEA

Jesus established a different kingdom where the most important people are happy to serve in humble ways.

PREP *(Kids can help!)*

Buy a washable marker

Buy a packet of jelly snakes or similar

Find 9-10 marbles or small lego blocks

Find a largish container (such as an oven dish). Half-fill with flour

Get wet wipes or a face cloth

Get a bowl of warm water

Write an envelope for each person with a paper inside saying **YOUR MISSION** plus an instruction to do a humble task for another member of the family this week e.g. "YOUR MISSION is to wash Mum's car"

Put everything into the Faith Box before you start (except the wash cloth and water and flour container)

INTRO

Today we are reading a story about how Jesus turned a lot of people's ideas upside down, and how Jesus did a yucky job that a king would never do.

Often when people are important or powerful they lord it over others, but Jesus wanted to show that his kingdom was different and that being humble and serving others was the most important thing of all.

He also showed the disciples that only he can clean us up – not just on the outside but he would give us new hearts on the inside too.

GAME

For today's Faith Box Time we all have to take off our shoes and socks!

CHOOSE A CHILD WHO IS WEARING SOMETHING GREEN TO GO FIRST. Have them stand in the flour tray and see how many objects they can find and pick up with their feet in 30 seconds (use a timer).



Then Mum or Dad washes and dries the child's feet with the clean bowl of water.

Put the objects back into the flour. Now that child has to take the flannel and towel so they are ready to wash and dry the feet of the next person to stand in the flour box.

Continue until everyone has had a turn and the winner is declared.

THE CHILD WHO GETS THE MOST OBJECTS, is the winner and gets to hand out the treats. But they have to serve everyone else first and themselves last.

READ

“The night before Jesus died, he met with his disciples for a meal. Because they had walked a long way, their feet were covered in dust and dirt. It was the custom in those days for a servant to wash the guests' feet. However there were no servants there... Meanwhile, the disciples had been arguing amongst themselves as to which of them would be the greatest in God's kingdom. But Jesus told them that they had got it all wrong. They were arguing about who was the best; who was the greatest. But Jesus told them, “Here in this world the rulers and the wealthy are the greatest, but with you it is different. For whichever of you is the humblest will be the greatest. The one who wants to be the leader must be the servant of all!”

The disciples didn't understand that a person who is really great is willing to be a

servant. Jesus pointed out to them that He was their servant, even though he was their master: and they should serve each other as He served them. Then he demonstrated what He meant: He wrapped a towel around his waist, poured water into a basin, and began to wash their feet and to wipe them dry with the towel. When he came to Peter, Peter didn't want him to do it, because he didn't want Jesus to act like his servant...

Jesus said, “If I don't – you can't be my disciple!” “Then Lord, don't wash just my feet but my hands and my head too!” Peter exclaimed.

But Jesus said, “You only need your feet washed now and you're clean from head to toe. My concern, you understand, is holiness, not hygiene. So now you're clean.”

Then he went back to his place at the table and he said, “Do you understand what I have done to you? If I, the Master and Teacher washed your feet, you must now wash each other's feet.

I've laid down a pattern for you. What I've done... you do...

Now that you know these things, God will bless you for doing them. ”

Adapted from John 13:1-13

TAKE OUT THE WASHABLE MARKER AND WRITE one letter from the 'word' V E R S T A N on the top of each person's bare foot (or feet, depending on the size of your family – adults may have a letter on one foot and children on two).

Now ask the children to arrange everyone's legs so their feet make the word 'servant' (adults may need to help, depending on ages).

Try lying on your back on the floor to do it!

EXPLORE

QUESTIONS

How did you like washing your brother or sister's feet?

If you were a very important person like a prefect or captain of a team would you think you should do things like helping someone struggling with their gear?

What is different about the way people behave in God's kingdom?

What does being humble mean?

Jesus showed us an example of how to love one another.

He was humble, which means he didn't do only the jobs that seemed important or fun. Washing those men's dirty feet was a job for slaves. Rich and important people would never lower themselves to do something like that. Jesus was saying, "Look, everyone is important in God's kingdom and everyone has dignity; **and to be a good leader you must be a good servant.**" (Matthew 20:26, Mark 10:43-45)

QUESTIONS

Why did Peter protest that he didn't want Jesus to wash his feet?

What are the jobs you least like doing at home?

What are some ways in our family that we could follow Jesus' example and serve others?

HAND OUT A WET WIPE OR WASHCLOTH TO EVERYONE and tell them to wash off the letters on the feet of the person to their left.

Then look at that person and thank them for something they do in the family that is a humble task.

*"Life is an exciting business - most exciting when lived for others."
- Helen Keller*



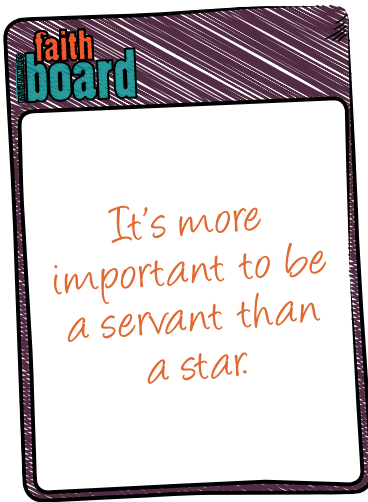
PRAY

Dear Jesus, thank you for teaching me that to be great in your kingdom is to care for others. Help me to know that it is more important to be a servant than a star. Amen.

LIVE

Give everyone their 'YOUR MISSION' envelope and let them think about how they plan to carry it out. Each night, say thank you to those who have done their task.

FAITH BOARD



OTHER IDEAS

1 This week might be a good time to say "thank you" to some of the people who serve you – e.g. give a thank you note to a Sunday School teacher or make a card for someone who has been kind to you.

2 Read "The Story Blanket" by Ferida Wolff and Harriet May Savitz.

3 Make your own bath salts. You could use them as a gift for someone or to have some fun in the bath.

RECIPE:

4 cups Epsom salts

1 cup table salt

1 cup baking soda

Food colouring

Essential oil or perfume (optional)

½ tsp glycerine (optional)

Mix all together well with a spoon.

Put into jars.

BUY FOR NEXT SESSION

- Packet of balloons
- Cookies/biscuits

A TERRIBLE DAY FOR PETER

BIG IDEA

Standing up for the right can sometimes be hard when others are mocking us.

PREP *(Kids can help!)*

Buy a packet of different coloured balloons

Buy or make cookies/biscuits

Find two small round stones

Blow up two balloons and put a small round stone inside one of them

Write 'peer pressure' on the balloon with the stone inside it and 'standing up for the right' on the other balloon

Get 6 more balloons, blow up and write a word on each – loyal, truthful, brave, dependable, love God, kind

Put everything, except the balloons, into the Faith Box before you start

INTRO

BRING OUT THE BALLOONS and line up the family on a starting line at one end of the room.

Starting with the youngest, give each child a turn at blowing the balloon without the pebble down to the other end of the room. (They can use their noses if blowing is too hard.)

Now repeat the competition, this time using the second balloon with the pebble in it. See if anyone can get the balloon with the pebble in it to the end as quickly as they could the other one, without it going off course.

QUESTIONS

What did the stone make the balloon do?

Sometimes we can be thrown off balance by people around us.

Then we get the wobbles, and don't speak up for what is true.



Trust can take
years to build, but
only a second to break.

It can happen when we are with a group of people who are talking about doing something wrong, or because of a bully, or because someone teases us.

It is hard to be the only one to stand up for something right, and not join in when everyone else is mocking us or doing the wrong thing.

QUESTIONS

What happens when we wobble off course?

Is it hard to go back to be the person God wants us to be?

Share a time when it was hard to do the right thing.

Bring out the labelled balloons.

Which one would help you do the right thing?

READ

The night before Jesus died on the cross a terrible thing happened to Peter – he let Jesus down and he let himself down too.

Peter and Jesus were really great friends and Peter had learned to trust Jesus. He promised Jesus that he would never let him down and would always own up to being his follower. Peter really really wanted to always be true to Jesus. But when a young girl in a crowd accused him of being Jesus' follower he found that he was not as strong as he had boasted he would be.

LISTEN TO THE STORY, and when it is finished, children run and choose a balloon that says what they think Peter needed more of on that sad day.

“ The religious leaders had Jesus arrested. They took him to the home of the high priest. All of the religious leaders were there.

Peter followed Jesus, but he didn't get too close. He sat down with the servants beside a fire in the courtyard.

A servant girl came over to him and said, “You were with Jesus of Galilee!” Peter lied and said, “No, I wasn't with him.”

Then he went and stood by the gate. Another servant girl saw him there. She said to the others who were standing around, “This man was with Jesus of Nazareth!”

Again Peter lied. “I don't even know the man!” he said.

After a while another servant came to Peter. He was a relative of the man whose ear Peter had cut off.

This servant said, “I saw you with Jesus in the garden of Gethsemane?”

For the third time Peter said he didn't know Jesus. And right away he heard a rooster crow.

Then he saw Jesus turn around and look at him. Suddenly Peter remembered Jesus' words, “Before the rooster crows tomorrow morning, you will say three times that you do not know me.”

Then Peter felt terrible – he ran off crying hard. ””

Matthew 26:31-35; Classic Bible Story Book, Kenneth N. Taylor, pages 69-75, 223-4, 230, Tyndale House © 2009

EXPLORE

Sometimes when we trust someone we think is our friend they do something that really lets us down. They might not stick up for us when we are in trouble, or they might not stay around to help us when we feel sad or hurt.

This happened to Jesus just before he died on the cross. Peter had promised Jesus that he would never deny him, but when it got scary, he wouldn't even admit that Jesus was his friend.

QUESTIONS

Why do you think Peter pretended he didn't know Jesus?

How do you think Peter felt afterwards?

Peter followed at a distance because he was afraid. Sometimes we hold back from Jesus too. We want to keep our distance and we don't want anyone to know that we are following Jesus. We don't want to be too different. But it makes us feel really bad.

QUESTIONS

Have you ever pretended you didn't know someone because you were embarrassed?

Have you ever pretended you didn't go to church or love Jesus? Why?

Sometimes it is really hard to speak out that we follow Jesus, and sometimes, like Peter, we get it wrong.

But the awesome thing is that Jesus still loved Peter and he still loves us – even when we get it wrong.

Peter was heartbroken that he let Jesus down and he went out and cried and cried.

Later Jesus came to Peter and asked him to take on the big task of feeding his sheep. He meant looking after people and being a pastor to them.

Jesus wants us to gather up our courage and try again, so he can help us do better the next time and be the courageous person he calls us to be!

BRING OUT THE COOKIES AND HAVE A DISCUSSION.

Talk about how choosing to come back and tell Jesus we are sorry is what God wants us to do – he doesn't want us to run away. And we need to help each other stay strong and not run away too.

QUESTIONS

Which of these actions take courage?

1. Walking away from someone who wants to fight.
2. Standing up for someone who is being bullied.
3. Doing something dangerous if everyone else is doing it.
4. Teasing or bullying someone.
5. Blaming others for your mistakes.
6. Making friends with a new kid at school.
7. Following the crowd.

The more we practice being the person Jesus wants us to be, the easier it gets. God is always with us to help us.

PRAY

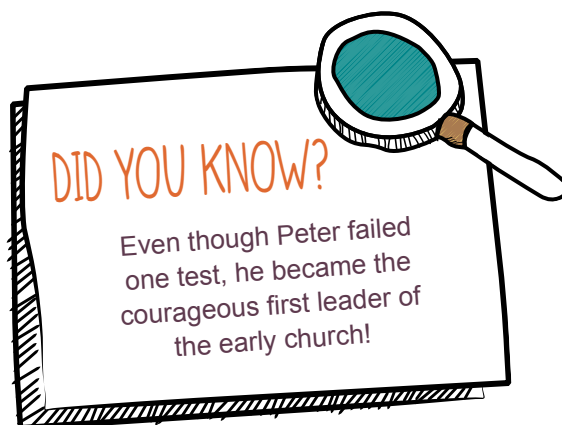
God, please forgive me when I blow it, and give me strength so I will have the courage to be the person you want me to be. Amen.

LIVE

Use the 'value' balloons as awards. Award one to each child for something they have done.

This week read a story of a brave person who stood up for Jesus and what was right (e.g. Daniel and the lions, or Corrie Ten Boom).

FAITH BOARD



OTHER IDEAS

1 Ask everyone to find out about a courageous person from history and take turns sharing about them over dinner. There may be a story of courage from your own family you could share.

2 Place a long piece of tape on the floor and ask the children if they can walk along it. When they have answered (probably with a strong "yes") explain there is one more thing to do before they try. Then spin them around the same number of times as their age and ask them to walk along the line.

Talk about what it was like. Explain that it is just like that when we make a promise, and then something else happens to make it really hard to keep the promise. Remind them of Peter's story and how Peter felt when he broke his promise to follow Jesus.

BUY FOR NEXT SESSION

- Play dough – enough for a small piece each
- Box of tissues
- Packet of nails



JESUS IS PUT TO DEATH

BIG IDEA

When Jesus died God transferred our sins onto Him so we could be free.

PREP *(Kids can help!)*

Buy Play dough – enough for each person to have a piece the size of a golf ball

Gather a tissue for each person, and draw the outline of a cross in felt pen on each one

Find pencils or pens

Find some large nails – enough for one each

Get a waste paper bin or bucket

Put everything into the Faith Box before you start (except waste paper bin / bucket)

INTRO

Today we are looking at the events of Good Friday when Jesus died on the cross. We call it Good Friday, because for us, it was the best day ever – it gave us a way back to God. But for Jesus it was the worst day ever – because he was separated from his father God.



GIVE EVERYONE A PIECE OF PLAY DOUGH and get them to make an imprint from something in the house on the dough, then bring it back to the table.

Have turns showing your play dough and letting everyone guess what made the imprint.

Remember when God made the first people, Adam and Eve? He loved them with all his heart forever and always. But then they believed the snake's terrible lie which brought sin into the world... the lie that God didn't love them. Adam and Eve's relationship with God was broken.

So God promised to provide a new way for us to be friends with Him and a way to get his world back. But when Jesus came to be that way back to God people reacted to him in different ways and formed different impressions of Him.

Big things make impressions on our lives. Jesus' dying made an enormous impression on everyone around him.

READ

The story of Jesus dying on the cross is a terrible story because Jesus didn't deserve to die as he had done nothing wrong.

When Pilate the Governor questioned him, Jesus didn't say anything. Pilate was really impressed with Jesus and wanted to let him go. But the people called out for Barabbas who was a notorious criminal to be freed instead, and then handed Jesus over to be crucified.

WHILE YOU ARE READING, have everyone turn their play dough into a cross.

“As they led Jesus off to be crucified... a huge crowd of people followed, along with many women weeping.

Two others, both criminals, were taken along with him for execution. When they got to the place called Skull Hill, they crucified him, along with the criminals, one on his right, the other on his left.

Jesus prayed, “Father forgive them: they don't know what they're doing.”

The people stood there staring at Jesus and

the ringleaders made faces, teasing, “He saved others. Let's see him save himself! The Messiah of God – ha! The chosen – ha!”

The soldiers also came up and poked fun at him, making a game of it. “So you're King of the Jews! Save yourself!”

Printed over him was a sign: THIS IS THE KING OF THE JEWS.

One of the criminals hanging alongside cursed him: “Some Messiah you are! Save yourself! Save us!”

But the other criminal made him quiet down: “Do you have no fear of God? We deserve this, but not him – he did nothing to deserve this.” Then he said, “Jesus remember me when you enter your kingdom.”

Jesus said, “Don't worry, I will. Today you will join me in paradise.” ☺☺

Luke 23:26-49; My First Message, Eugene Petersen, pages 300-304, NavPress © 2007

EXPLORE

When Jesus died he called out, “It is finished! Father into your hands I commit my spirit.” No wonder Jesus cried out, “It is finished”. His work of rescue was done.

Now anyone who trusts in Jesus, as the thief hanging on the cross did, belongs to God's 'forever' kingdom.

A centurion was watching and heard Jesus call out to God to forgive the people of the world – and it made a huge impression on him. He suddenly understood who Jesus was.

QUESTIONS

What impression did Jesus have on other people watching him die?

What were the impressions of:
- the criminals on the crosses?
- the soldiers standing around?
- the women who wept?

Where do you think Peter was? What impression did Jesus' death have on him?

When Jesus died on the cross He took all our sins and got rid of them forever, giving us instead a new beginning and a clean heart.

TAKE THE TISSUES WITH THE CROSSES DRAWN ON THEM and ask everyone to write 'my sins' on their piece of tissue.

Now screw up your tissue. Place the rubbish bin at the other side of the room.

Everyone says "I'm sorry God – forgive my sin" and throws their sin-rubbish into the bin.

But even though we have put the tissues in the rubbish bin, they are still there. Someone can still pull them out and read them...

Now because of Easter and Jesus dying on the cross, he takes our sin-rubbish and gets rid of it completely. He forgets our sin and we are given a whole new start.

Take the family to the bathroom and flush away the tissues with the sin written on them, one at a time. Let the children see that the paper has completely gone.

When Jesus takes our sin, it really is gone forever.

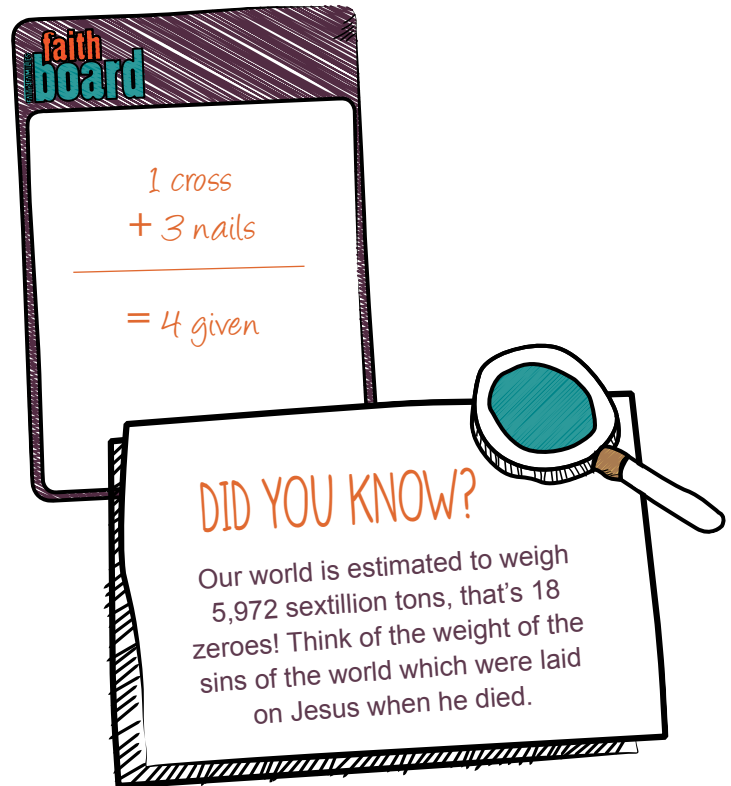
When we really know that we are forgiven, it makes a lasting impression on us that changes the way we live forever.

PRAY

Hand around a nail to each person and ask them to pray:

Thank you Jesus for dying for my sins. I'm sorry for everything that I've done that has made you sad. Thank you for being nailed to the cross for me so my sins could be forgiven completely. Amen.

FAITH BOARD



LIVE

Create your own Easter Garden on Good Friday.

Take a container such as a roasting dish, and half fill it with soil. Then cut a hole in the side of an ice cream container to make a 'tomb'.

Set the tomb on one side of the container and spread the soil to cover the top of it completely. Pick flowers from the garden and cover at least part of the tomb and soil to create a garden. Create a path leading to the tomb opening, with bits of dry leaves or small pebbles. Add twigs for trees. Find a stone that fits across the opening of the tomb.

Now give everyone a short fat ice block stick to decorate with felt tips as one of the characters. (You will need at least a Jesus figure and a soldier figure.) You could also have an angel and one or more disciples (hiding further away). For the Jesus figure, take a strip of fabric (about 1cm wide and 20cm long) and some mixed spice. Lay out the fabric and sprinkle on the spice before wrapping up the body of Jesus.

Place Jesus in the garden tomb and the stone over the hole. Stand the soldier to keep guard, the angel above and the disciples in the distance.

(On Easter Sunday morning make sure Jesus is out of the tomb and somewhere else before the children awake – they might like to look for where he is hidden. Leave the fabric strip folded in the tomb.)

OTHER IDEAS

1 Cover the table with a big runner of brown paper, put out a jar of pens, and, during the weekend, everyone can write/ draw on it what Easter means to them, and their own messages to Jesus. Visitors can join in.

2 Each evening over dinner, share something that made an impression on you that day. Perhaps it was something you saw, like a rainbow, or something someone did, like an act of generosity.

3 Explore the idea of impressions further by doing some Crayon Rubbings. Place a coin or leaf under a piece of paper and gently rub with a crayon until the object's impression appears on the paper. How can we make an impression on the people around us?

BUY FOR NEXT SESSION

- A Kinder surprise egg for each person OR a hollow plastic egg with a treat inside
- A cupcake
- A relighting candle
- A packet of marshmallows (for resurrection buns)

JESUS IS ALIVE!!

BIG IDEA

Jesus has risen from the dead! Now we can live with Jesus the King, in his forever kingdom.

PREP *(Kids can help!)*

Buy or bake a cupcake and a relighting candle

Buy a kinder surprise egg for each child (or plastic egg with a treat inside)

Write 'Jesus is Risen' on a piece of paper

Find 4 items to dress an adult angel (e.g. a sheet, a rope for a belt, tinsel for a halo, wings, or glitter for the face)

Cut out clues from the appendix and put Clue One in the Faith Box; then hide the others in order, along with each piece of 'dress up' angel clothing

Place kinder/plastic eggs in the final hiding place.

Make resurrection buns (see appendix for recipe) and have them ready in the basket on the table (optional).

Put cupcake and Clue One into the Faith Box before you start

INTRO

(Optional but fabulous fun)

Bring a basket of resurrection rolls to the table - warm if possible. Hand them around and have everyone break them open and say "The tomb is empty – he is not here. He is risen from the dead." Then enjoy eating them!



The resurrection is an amazing event that has changed everything. Jesus did not stay locked up in the grave. It makes today different, it makes tomorrow different and it makes every day different.

Take Clue One out of the box. Let the child whose name starts with a letter you choose (e.g. A) open it and read it aloud. Now all take the taller parent and together follow the clue to find the first piece of angel clothing (the sheet). Wrap it around the parent.

Celebration of the resurrection of Jesus should be fun and memorable – it is the most crazy, alive, happy day of the year and as Christian parents we can help our kids feel this!

Ask the next child to read out Clue Two and all lead the parent to find the next 'dress up' article (the rope belt), and tie it around the waist of the 'angel'.

Make sure everyone has a chance to read out a clue. When the treasure hunt ends and you have found all the dress up items, the parent should look like a very large angel. He/she brings back the 'treasure' (kinder eggs) for everyone.

The parent-angel announces joyfully, "He is not here! He is risen!"

Give out the eggs and children open them while the angel reads.

READ

☞ Jesus' friends were sad. They would never see their best friend again. How could this happen? Wasn't Jesus the Rescuer? The King God had promised? It wasn't supposed to end like this. Yes, but whoever said anything about the end? Just before sunrise, on the third day, God sent an earthquake – and an angel from heaven. When the guards saw the angel, they fell down with fright. The angel rolled the huge stone away, sat on top of it and waited.

At the first glimmer of dawn, Mary Magdalene and other women headed to the tomb to wash Jesus' body.

The friends walked quietly along the hilly path, through the olive groves, until they reached the tomb. And immediately noticed something odd – it was wide open.

They peered through the opening into the dark tomb. But wait. Jesus body was gone! And something else: a shining man was there, with clothes made from lightning.

"Don't be scared," the angel said.

But (they couldn't help it) they screamed anyway. The angel asked them, "What are you doing here? This is a tomb and tombs are for dead people."

The women couldn't speak.

"Jesus isn't dead anymore!" he said.

"He's alive again!"

And their hearts leapt.

And then the angel laughed with such gladness that they felt, for a moment, as if they had woken from a nightmare.

The women rushed home to tell the others. ☺

Genesis 2; The Jesus Storybook Bible, Sally Lloyd-Jones, pages 310-312, Zondervan © 2007

EXPLORE

BRING OUT THE CUPCAKE AND LIGHT THE RELIGHTING CANDLE.

Even though terrible things happened to Jesus none were strong enough to stop him because he was God's light of the world!

Now take turns thinking of one of the bad things that happened to Jesus, then say it out loud and try to blow out the candle (e.g. people plotted against him, Judas betrayed him with a kiss, Peter denied him, his friends didn't stick up for him, his disciples fell asleep when he asked them to stay awake with him, he was killed).

Nothing could snuff out Jesus! God had a plan so we could all join God's family. Jesus had overcome death.

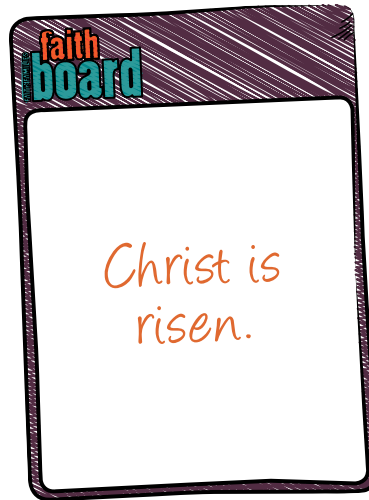
PRAY

Each person write a 'thank you' prayer to Jesus. Take turns reading out your prayer and then placing it inside your kinder surprise egg container. Then put all the eggs in a bowl on the table.

LIVE

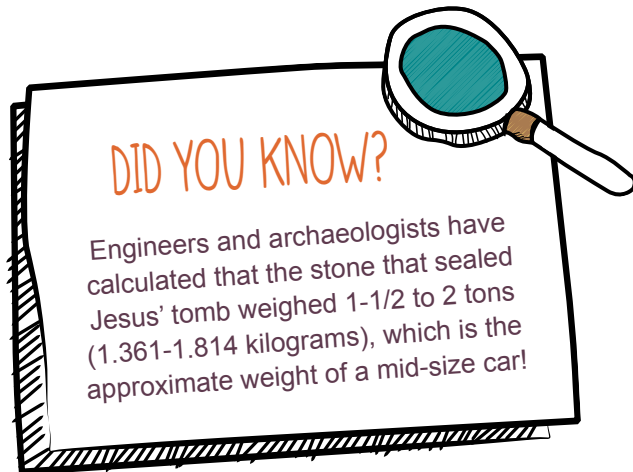
At dinner time each evening this week, open an egg and read what is written inside.

FAITH BOARD



OTHER IDEAS

- 1** *Make Easter Sunday special. When you wake up on Easter Sunday and find the empty tomb, ring up some Christian friends or grandparents and be the first to say “He is risen!” inviting the response “He is risen indeed!” Have flowers on the table and create a celebratory meal such as roast lamb. Make it a feast similar to Christmas!*
- 2** *Plan an Easter morning sunrise outing; take the family to the top of a hill with a picnic basket of resurrection rolls. Eat and read the resurrection story. As everyone breaks their roll open they call out “He is not here. The tomb is empty. He is risen!” It is just like Easter morning in Jerusalem – the tomb was hollow and empty!*
- 3** *Make your own resurrection eggs if you don’t already have a set. Get a dozen plastic egg containers that will fit in an ordinary egg carton. In each one place a different small item that will easily fit inside: a plastic donkey or branch, a sample of perfume (or some cloth with perfume on it), a tiny doll’s cup or piece of bread, some silver coins, a cross made out of a toothpick bound together with cotton, a thorny branch, some dice, a nail, a piece of sponge, some cloves, a rock, and a scrap of linen. Have fun opening them and working out what part of the Easter story they represent. (There are other alternatives you may prefer to include e.g. a small piece of soap, a rooster feather, an empty container.)*



**BUY FOR
NEXT
SESSION**

• Packet of balloons



PLACE THIS MONTH'S MAGNET
ON THE UNDERSIDE OF
YOUR FAITH BOX LID!

Introduction to Sessions 9-12

THE HOLY SPIRIT AND HEAVEN - HALLELUJAH!

When Jesus rose from the dead he told his disciples that he would soon go back to heaven. He explained that he was preparing a place for them where God had thrown open the door for everyone who loved him. Jesus promised he would send the Holy Spirit to be their comforter and teacher and if they waited for him he would make them strong and fill them with power to tell others about him.

LET'S GET STARTED!



JESUS PROMISES THE HOLY SPIRIT

BIG IDEA

Jesus shares an awesome secret: that he is going away but will send the Holy Spirit – the best friend we could ever have – to be with us always.

PREP *(Kids can help!)*

Create a scavenger hunt by writing a list of about 10 things available around your house that you can use to symbolise the Holy Spirit – e.g. oil (anointing); dove (peace); bottle of water (living water); torch (light); cotton balls (cloud); a blankie or favourite toy (comforter); candle (flame); map (guide); hair dryer (breath of God and rushing wind). Try to get a range of symbols – you can probably think of others! Place the list of items in the Faith Box

Get a tray, a tea towel and paper and pens

Get a balloon for each child

Put everything into the Faith Box before you start (except the tray)

INTRO

Jesus knew that soon he would be going away and his followers would need to follow him in a new way. But God had a special plan that meant they would not be left alone.

After Jesus had returned to God, he sent the Holy Spirit to be with us all the time, anywhere and everywhere!

QUESTIONS

Can anyone think of some words that describe the Holy Spirit?



GAME

Scavenger Hunt

GIVE CHILDREN THE WRITTEN LIST OF ITEMS FROM THE BOX. Set the timer to five minutes for them to gather everything on the list.

EXPLORE

Jesus promised that when the Holy Spirit came he would be a wonderful helper for us. He would remind us all the time that God is our awesome father, loving us and smiling on us. Also, he would give us strength to do the things Jesus told us to do.

How Good Is Your Memory?

PUT THE COLLECTED ITEMS ON A TRAY and go around the family letting each person choose one and then explain how it symbolises the Holy Spirit.

Now cover the tray with a tea towel. Hand out paper and pencils for everyone to try to remember what was on the tray.

Lift up the tea towel and see which items you remembered.

As you go through them talk about what each one symbolises.

READ

"Now at last they were beginning chapter one of the Great Story ... in which every chapter is better than the one before." - CS Lewis, The Last Battle

“ The disciples were not the only ones who saw Jesus after He came back to life. One time, more than five hundred people saw him! Forty days after he came back to life, Jesus came to the disciples in Jerusalem again. He told them, “Stay here until I send you the Holy Spirit. He will fill you with power from God in heaven.”

Then Jesus walked with them to a place near the village of Bethany. And while he was blessing them, he began to rise into the air until he went behind a cloud and no one could see him anymore!

While the disciples stood there trying to see him two angels came. They were dressed in white. The angels said, “Why stand here looking at the sky? Jesus has gone to heaven. But he will return someday, just as you have seen him go.”

So Jesus’ followers returned to Jerusalem. They went there to wait until the Holy Spirit came. ”

John 14:16-19, 25-26

Classic Bible Story Book, Kenneth N. Taylor, page 237, Tyndale House © 2009

EXPLORE

EVERYONE WRITES ON A SMALL PIECE OF PAPER a way that the Holy Spirit works in our lives. e.g.

He reminds us of the things Jesus taught us.

He comforts us.

He helps us to pray.

He gives us courage to live God's way.

He guides us.

Now place your piece of paper inside a balloon before blowing it up and tying the knot.

Hang the balloons in your dining area.

PRAY

Thank you God for sending the Holy Spirit to guide us each day. Help us to learn to listen to your Spirit more and more, so that we follow you and live to please you. Amen.

LIVE

Each meal time take one balloon down, then let someone pop it and read the piece of paper that is inside.

Talk about how God's gift of the Holy Spirit being with us all the time makes a difference to our day.

FAITH BOARD



OTHER IDEAS

1 'Different Ways to Listen' Game

Listening to the Holy Spirit is like learning to listen in a new way.

Have 2 sets of the same blocks (e.g. lego bricks) in two bags – e.g. 3 red square blocks, 4 yellow oblong blocks and 2 blue semicircular blocks in each bag.

Have one person leave the room and another build something with one set of the blocks.

Hide the construction underneath a tea towel; bring back the child who has left the room and give them the second set of blocks.

Tell him/her that they now need to listen to the instructions to build a particular structure. Ask the builder to put their hands behind their back and to give only verbal instructions to the first child whose task is to build a replica of the construction under the tea towel. (They might need to have a few peeks to remember what it looks like!)

2 Jesus promised the Holy Spirit would be our guide and friend

(You will need: a TV/globe/atlas and a toy with a band aid on it placed in the room.)

Let's have a try at discovering how the Holy Spirit can guide us...

A parent leads a conga line with everyone else following behind, holding the waist of the person in front of them.

Weave around the room making a big deal about avoiding anything dangerous (e.g. a heater or power point).

Point out the TV or atlas and remind everyone about a country where there has been a recent disaster. Suggest they pray briefly for the situation. Then lead them toward the toy with the band aid and encourage them to pick it up and care for it with a cuddle.

Then guide the line back to the table to discuss how The Holy Spirit makes us notice things.

Talk about how the leader was like the Holy Spirit in each of the places you stopped, and in each of the dangers you avoided.

BUY FOR NEXT SESSION

- A packet of marshmallows
- 10 Cotton balls
- Drinking straws

JESUS GOES TO HEAVEN

BIG IDEA

Jesus couldn't stay on earth for always – God's plan was for him to return to heaven as King with authority over every other king.

PREP *(Kids can help!)*

Buy marshmallows

Cut 6 cloud shapes with coded words from appendix – one cloud for each person

Get 10 cotton balls

Get straws (one per child)

Put everything into the Faith Box before you start

INTRO

After Jesus rose from the dead, he spent 40 days with his disciples before the day came for him to return to heaven.

On this extraordinary day he was taken up into the clouds.

TAKE ONE OF THE 'CLOUDS' OUT OF THE BOX AND GIVE IT TO ONE CHILD TO HOLD.

*Each person takes turns holding the cloud and sharing about one day that was a really **good** day for them, and one day that was really **bad**.*

Today we are going to talk about a day that was both a good day and a bad day for Jesus' disciples.



GAME

Cotton Ball Competition

PUT 10 COTTON BALLS IN ONE BOWL AND PLACE AN EMPTY BOWL NEXT TO IT. GIVE EACH CHILD A STRAW.

Choose the child with the longest hair to go first, then time each child as they suck the cotton wool ball onto their straw then drop it into the empty bowl.

The winner can pass out marshmallows at the end.

Now hand out the rest of the 'clouds' from the box to everyone, and have them decode the message and write it on the back of the cloud. (Younger children will need help from parents.)

Read out the message.

*"The head that once was
crowned with thorns Is
crowned with glory now."
- Thomas Kelley*

READ

As you read, let the children hold a cotton ball against their skin and feel how comforting it is.

“After he was raised from the dead, until the day he said good-bye, Jesus spent a lot of time with his disciples. During this time he met and ate meals with them and told them about many things concerning the kingdom of God...

When they were together for the last time the disciples asked Jesus, “Master, are you going to bring back the kingdom to Israel now? Is this the time?”

He told them, “You don’t get to know the time. Timing is the Father’s business. What you’ll get is the Holy Spirit. And when the Holy Spirit comes on you, you will be able to be my witnesses in Jerusalem, all over Judea and Samaria, even to the ends of the world.”

These were his last words... Then as they watched, he was taken up and disappeared in a cloud. They stood there, staring into the empty sky. Suddenly two men appeared – in white robes! They said, “You Galileans! – Why do you just stand here looking up at an empty sky? This very Jesus who was taken up from among you to heaven will come back, as certainly – and mysteriously – as he left.”))

Acts 1:1-11; My First Message, Eugene Petersen, page 321, NavPress © 2007

EXPLORE

QUESTIONS

How was this day a really good day for the disciples?

How was it a really bad day?

After Jesus rose from the dead and God had given him his new 'kingdom' body, he sometimes appeared out of nowhere. He could enter a room even when the doors were locked.

He was now getting ready to go home to heaven to reign with God as the King.

This was amazing for the disciples to see – so it was a **great** day. But they knew now that he was going to go away – so it was a **sad** day.

Imagine the disciples trying to catch a last glimpse of Jesus in the sky! Wow!

Maybe they would have stayed looking up into the sky all day, if it hadn't been for the angels appearing.

QUESTIONS

Do you think you could float up into the sky?

What other things can go up in the sky? (rockets, planes, skyrockets, helium balloons, birds)

What about a cushion?

Try throwing cushions in the air. What happens? Why won't they stay up? Because of a thing called gravity.

Ascend means to go up – so the Ascension is when we remember Jesus going up into heaven.



PRAY

Thank you God that we are never alone – thank you that Jesus promised that the Holy Spirit would come and live inside us. Amen.

LIVE

Glue cotton wool balls around the edge of the cloud shapes with the words “Jesus will come again” on them, and hang them up to remind everyone about the Ascension.

FAITH BOARD



OTHER IDEAS

1 **Let a Helium Balloon Go!**

You have to hold on to the balloon tightly or it will float away. But it can be lots of fun to let it go outside and watch it as it floats up, up, up into the sky. Higher and higher it goes, until it finally disappears from sight. But to be able to watch it fly, you must be willing to let it go. As you let the balloon go, talk about how it felt for the disciples letting go of Jesus and seeing him float into the sky.

2 *Celebrate the Ascension with a special ‘cloudy’ treat such as marshmallows, white candy floss, white chocolate mousse, whipped cream or the Ascension cake below.*

3 **Make an Ascension Cake**

Decorate it with white marshmallows to represent the clouds. Place a small doll’s chair wrapped in tinfoil in the middle and small jelly babies around it to represent the people worshipping at the throne.

BUY FOR NEXT SESSION

- Cardboard/paper to make crown
- Packet of plastic jewels
- A treat (mallow puffs)



HEAVEN

BIG IDEA

Jesus is preparing a special place for those who believe in Him. It's called heaven and we can hardly imagine how wonderful it will be.

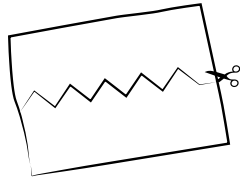
PREP *(Kids can help!)*

Buy a treat such as mallow puffs

Get a phone book (printed or online)

Get an important certificate or form for each child that has their name on it

Get a crown for each child or make them by cutting a piece of A4 down the middle lengthwise



in a zig-zag pattern to make the points of a crown (see diagram) and taping/stapling the halves together.

Get some plastic jewels and tape or glue

Put everything into the Faith Box before you start

INTRO

We are often curious about heaven because we don't know much about it. But what we do know is that it is an amazing place because God is there, and Jesus is preparing to welcome us. There will be no crying or tears there, no hospitals or sick people and no sin. Everyone will feel welcome and treasured, and people from every country and race who have trusted in Jesus will be there.



HAND A MALLOW PUFF TO EACH PERSON.
Before they eat it, they must say something they know about heaven.

As you can see, heaven is going to be a fabulous place. We will be with God who made us and who loves us more than anyone else. He promises to take the best care of us and to reward us for being faithful to him and loving others.

GAME

'What Heaven Is Like' Game

EVERYONE STANDS IN THE MIDDLE OF THE ROOM.

Choose one side of the room to represent "yes" and the other side is "no".

As you read out a phrase, everyone decides whether it is something that will happen in heaven and moves to the "yes" or "no" side.

Get everyone to return to the middle before you read the next phrase.

1. We will sit on a cloud and pluck a golden harp *No*
2. We will have things to do... activities that are rewarding *Yes*
3. Our bodies will not fail us *Yes*
4. We will have jobs to do that make us tired *No*
5. It will be really boring *No*
6. We will be with Jesus *Yes*
7. Peter will be guarding the pearly gates *No*
8. We won't fail anymore *Yes*
9. We will be angels *No*
10. There will be no pain and no crying *Yes*
11. It will be better than the best things of this life *Yes*

READ

“ Jesus told his disciples, “Trust me. There is plenty of room for you in my father’s home. If that weren’t so, would I have told you that I am on my way to get a room ready for you? And if I am on my way to get your room ready, I’ll come back and get you so you can live where I live.”

John 14:1-4, The Message

EXPLORE

But heaven is not only for when we die. We have a taste of heaven when we follow Jesus now. Because we know that heaven is our real home, our hearts are different and we are learning to make choices that please Jesus.

TAKE OUT YOUR AREA'S PHONE BOOK (or go online) and ask the children to find their surname listed in it.

QUESTIONS

Where is your name written?

How does it feel to see your name printed in a book (or listed online)?

Now take out the certificate or document with each child's name written clearly on it.

Let them see what it is and remember how important it is that their own name is written there.

QUESTIONS

What does it mean when your name is on something?

What does it mean when your name is written on a passport?

There is another place where your name is written when you love Jesus. It is in the **Book of Life**.

The Book of Life must be the most enormous book ever, because it holds the names of all the people through history who loved Jesus!

God knows all his children by name, and we all have a place in heaven prepared for us by God. When your name is written in the Book of Life it is your passport to heaven.

When we follow Jesus and ask him to be our Saviour, he opens the gates of heaven wide for us.

Going to live with Jesus will be like going through a door into a whole new world where there will be a big welcome for us by people we love who are already there! But we don't need to pack a suitcase! God says there is no point collecting a bunch of things because we can't take any of it with us. It might seem strange that we won't need any of our favourite things, or even a change of underwear! God will give us everything we need plus much more. We won't ever be bored in heaven because God knows what we need, and he's getting it all ready.

In the Bible we catch some glimpses about heaven and some hints about what it will be like. But it is so different from what we know here on earth that no one could ever really describe it.

The Bible uses images that make us go, "Wow!" rather than trying to describe heaven exactly. A lot is still a mystery until we get there. If you can think of a beautiful mountain, waterfall, or even the prettiest flower you've ever seen, heaven will be even better!

God can use anything – gold, diamonds and wonderful things we have never seen here on earth. Maybe that's why the Bible doesn't give us a complete description of heaven, because we wouldn't even be able to understand how extraordinary and beautiful it really is. But we do know there will be no need for a sun because God's glory will give all the light that we will ever need. (Revelation 21)

HAND OUT THE CROWNS AND LET THE CHILDREN PUT THEM ON. Then say that they would look even better with jewels on them.

Place the jewels in a bowl somewhere visible to use during the week.

In heaven we will each be given a crown and jewels as a reward for the loving things we do in our lives like caring for the poor and the sick and the hungry.

Jesus said he was going to prepare a place for us with many rooms or mansions. Every day we experience this incredible earth that God created, but we know that heaven is even better!

Everything will be different and new, and there will be no hurting, no arguing, no hitting, and no crying.

Heaven is a wonderful place!

PRAY

Thank you Jesus that you are preparing a place for us in heaven, and that it's going to be the best place ever! Amen.

LIVE

This week whenever someone is spotted doing something kind or generous or loving, they get a jewel from the bowl and put it on their crown (have tape or glue available).

FAITH BOARD



OTHER IDEAS

Heaven Anagrams

See if you can unscramble these letters to make some heavenly words!

cnorw
aagimnz
aimnoss
eeltvw
aeglms
ghilt
aderrw
hioprs
eersstt

Answers: crown, amazing, mansions, twelve, angels, light, reward, worship, streets

BUY FOR NEXT SESSION

- Balloons
- 4 Straws
- 1 thumbtack & 4 pins
- Optional: bendy straws, paper cup, paper plate

PENTECOST – A RED LETTER DAY

BIG IDEA

God sent the Holy Spirit to give us power to live God's way.

PREP *(Kids can help!)*

Buy a balloon for each person

Get a Superhero costume for a parent
(a sheet makes a great cape)

Get 1 thumbtack, 4 pins, 4 straws, and
the pinwheel page from the appendix

Get a plastic plate, plastic cup, bendy
straw, blue tac, and tape or hot glue
gun (to make water powered boat –
optional)

**Put everything into the Faith
Box before you start except the
superhero costume**

INTRO

Remember how before Jesus went to heaven, he told his disciples to wait in Jerusalem for the gift of the Holy Spirit that God would send? Jesus said it would be even better than him being here on earth, because the Holy Spirit would be with them everywhere all the time.

So it was a really exciting day when they were gathered together and the Holy Spirit came. They immediately knew that God was with them in a whole new way! Today God still gives each one of us the Holy Spirit – children too – to empower us to follow Jesus and love others.



GAME

PARENT SWOOPS INTO FAMILY TIME TODAY wearing a super hero costume and declaring they are 'super-dad' or 'super-mum'.

QUESTION

What do you think my super power is?

(Make up a super power that suits you... e.g. Tickle Man – the best tickler in the world! or Super Flipper – the best pancake flipper!)

QUESTIONS

Who is your favourite superhero? (Is it Superman; Spiderman; Batgirl; the Incredibles or some other?)

What are their special powers? (Flying, strength, etc.)

What super power would you pick if you could choose one?

The superheroes only use their powers for good, and they usually have to save the world. How would you use your super power?

Actually super powers are great in the movies but compared to God's power they are nothing much. God's power created the whole universe and you and me too!

God wants to give each of his children special powers and gifts to be more like Jesus. That is why he sent the Holy Spirit!

READ

HAND OUT A BALLOON TO EVERYONE and have them blow it up and hold it untied.

Each time you hear the word "wind", let a bit of air out of the balloon.

The Jews have a feast called Pentecost which they celebrate 50 days after Passover. While the disciples were meeting together for this Pentecost celebration, some strange things happened. As we read, see if you can discover what special powers they were given...

“ The disciples were meeting together when suddenly they heard a sound from heaven. It was like the roar of a strong wind. Then something that looked like small flames or tongues of fire sat on each of their heads. That's when the Holy Spirit filled them with God's power. After that, they all began to speak in languages that people from other countries could understand. They couldn't believe it. Peter stood up and told the people about Jesus – about how he fulfilled God's promises and then how God had 'untied the death ropes' and raised him up from the dead. He told them to change their lives and turn to God, and to be baptized and have their sins forgiven. About three thousand people believed in the Lord Jesus that day and were baptized. ”

*Acts 2:1-13; Adapted from **Classic Bible Story Book**, Kenneth N. Taylor, page 239, Tyndale House © 2009*

EXPLORE

QUESTION

What super powers did Jesus have?

What were the special powers that the disciples were given by the Holy Spirit?

How were the disciples different than before?

ACTIVITY – 2 OPTIONS

For younger children >>

Cut out one pinwheel per child from the appendix and follow the instructions.



For older children >>

Make a water powered boat. Cut a small hole low down in the side of a plastic cup just big enough to poke a bendy straw in. Put some blue tac around the hole so no water can get through it.

Use a hot glue gun or duct tape to attach the plastic cup on to a small plastic plate.

Float the boat in water. Pour water in the cup so it goes out through the straw into the water under the surface. Watch your boat move by the power of the water!

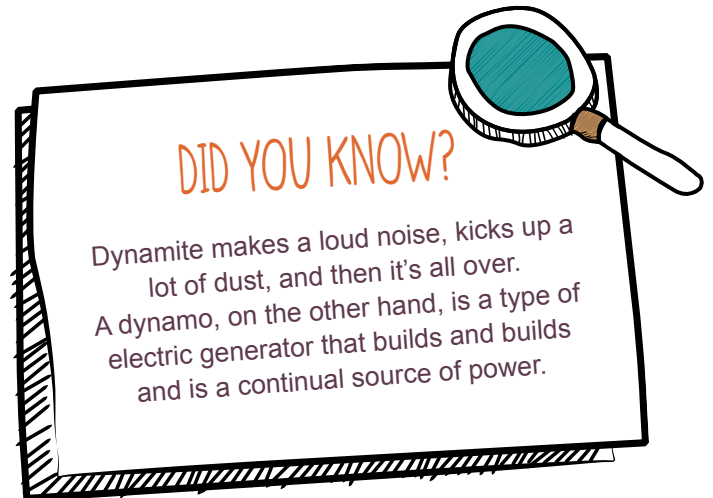
When God gives us power, we have to use it. It won't just happen. It's like the pinwheel/boat.

What happens if you just hold the pinwheel?

Or don't pour water into the cup on the boat? (Nothing.)

But what happens when you blow the pinwheel or put water in the boat? (They move.)

That is the way it is with us too... when we have the power of the Holy Spirit in us, we will be able to really love others and do what God wants us to.



PRAY

Thank you Jesus that you sent your Holy Spirit to each one of us. Please empower us to be good followers of you. Amen.



LIVE

This wonderful day of Pentecost now celebrates the coming of the Holy Spirit and the beginning of the Church. So we think about it as the Church's birthday. Just for fun this week, pick a night to celebrate, put a candle on a cake and sing 'Happy Birthday' to the Church!

FAITH BOARD



OTHER IDEAS

1 Play 'Bible Mad Gab'

Try working out what Bible statements these words say. It helps to read them out loud to each other.

Gray Sand Peas Stew Ewe; Galatians 1:3
Gohen's In Gnome Oar; John 8:11
Use Yell Knots Deal; Exodus 20:15
Yule Fine Dressed Foyers Holes;
Jeremiah 6:16
Cheese Us Swept; John 11:35
Thatch Hilled Wren Huff Cod; Matthew 5:9
Elm Mitt Tough Self Asian; 1 Thess 5:8

Answers: Grace and peace to you; Go and sin no more; You shall not steal; You will find rest for your souls; Jesus wept; The children of God; Helmet of Salvation

2 Take time this week to fly a kite. Talk about how the wind lifts the kite and makes it fly. That is what the Holy Spirit does for us – lifts us to be the people we were created to be and do the things God wants us to do.

"When the Holy Spirit came at Pentecost, it wasn't like dynamite, it was like a dynamo and the power never stops flowing."
- Ken Hutcherson

RECOMMENDED BIBLE STORY BOOKS AND OTHER RESOURCES FOR FAMILIES

Faith Box time is a way to connect with your family for fun and worship on a weekly basis.

As well as this weekly time however, we encourage you to take a few minutes every day, perhaps around the meal table, to talk about God's word as well as each other's journeys.

Use questions such as "When did you sense God was with you today?" or "What is one thing that happened which you struggled with today?" And, as parents, pray a blessing on your children before they leave the house each day.

The following are some Bible story books designed for daily readings at the table with your children. Each of them are excellent in their own way, and you may want to use them all at different times. You will notice we have taken excerpts from these books for our readings.

We also suggest some excellent resources below such as *'Did You Know' Devotions* and *Who Made God and Other Tricky Questions – a Theology for Children*. This is a book of answers to children's real questions by a grandfather.

The Jesus Storybook Bible

Author: Sally Lloyd-Jones

Publisher: Zonderkidz

*A Devotional Bible for Kids
'My First Message'*

Author: Eugene H. Peterson

Publisher: NavPress

Classic Bible Storybook

Author: Kenneth N. Taylor

Publisher: Tyndale House

The One Year Bible for Children

Author: V. Gilbert Beers

Publisher: Tyndale Kids

*Who Made God and Other Tricky Questions
– a Theology for Children with Help for Mum
and Dad*

Author: Brian K. Smith

Publisher: Melrose Books UK

'Did You Know' Devotions

Author: Nancy S. Hill

Publisher: Tyndale Kids

Devotions for Children

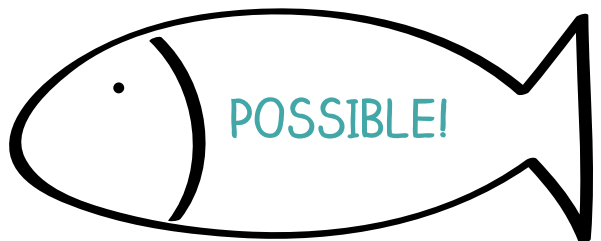
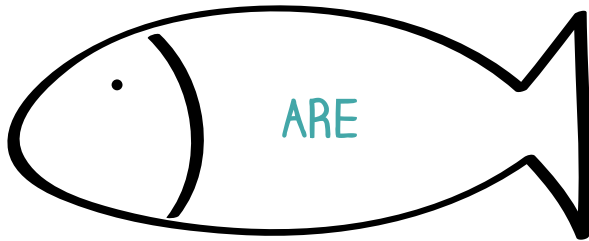
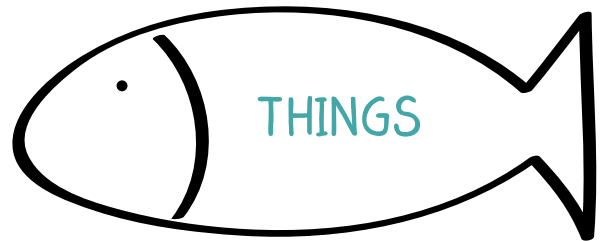
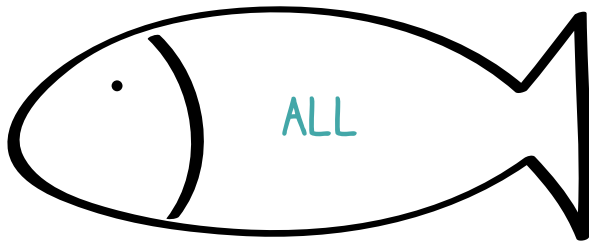

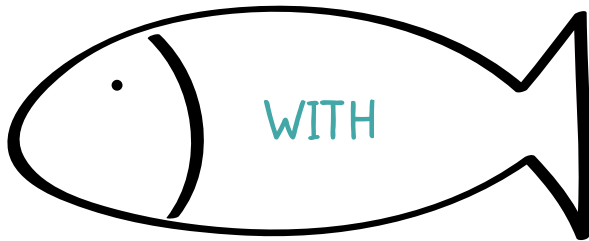
Author: Kenneth N. Taylor, Shelley Matheis

Publisher: Tyndale House

APPENDIX


SESSION ONE

FISH SHAPE CARDS



SESSION ONE

SMILEY FACES



SESSION EIGHT

RECIPE FOR RESURRECTION ROLLS

Make some white bread dough, then take egg-size pieces, roll them out, wrap around a marshmallow, pinch to seal, brush with butter and sprinkle with cinnamon sugar before baking in a 200°C oven.

The marshmallow will melt, creating an empty 'tomb' in the middle of each roll!

CLUES FOR TREASURE HUNT

CLUE ONE

It's resurrection day
We get hungry along the way
Do we want something salty
or sweet?
Where do we go to find
something to eat?

CLUE TWO

It's resurrection day
Sometimes we have friends
to stay
But some can't visit if they
don't live near
Perhaps news of them in a
letter we'll hear

CLUE THREE

It's resurrection day
We've had some fun and
some play
Off to the bath, close the door
..but don't leave your dirty
clothes on the floor!

CLUE FOUR

It's resurrection day
No "Good Night" to my family
I say
I'll say my prayers and jump
into ___ phew!
I nearly gave away the very
last clue!

SESSION TEN

CLOUD PUZZLE

10, 5, 19, 21, 19
23, 9, 12, 12 3, 15, 13, 5
1, 7, 1, 9, 14

Here is the code: a=1, b=2, c=3, etc

10, 5, 19, 21, 19
23, 9, 12, 12 3, 15, 13, 5
1, 7, 1, 9, 14

Here is the code: a=1, b=2, c=3, etc

10, 5, 19, 21, 19
23, 9, 12, 12 3, 15, 13, 5
1, 7, 1, 9, 14

Here is the code: a=1, b=2, c=3, etc

10, 5, 19, 21, 19
23, 9, 12, 12 3, 15, 13, 5
1, 7, 1, 9, 14

Here is the code: a=1, b=2, c=3, etc

10, 5, 19, 21, 19
23, 9, 12, 12 3, 15, 13, 5
1, 7, 1, 9, 14

Here is the code: a=1, b=2, c=3, etc


10, 5, 19, 21, 19
23, 9, 12, 12 3, 15, 13, 5
1, 7, 1, 9, 14

Here is the code: a=1, b=2, c=3, etc

4 PIN WHEELS

SESSION TWELVE

Cut out 4 pinwheels. For each one, cut along 4 dotted lines almost to centre. Push thumbtack through 4 dots in corners & 1 in centre. Fold 4 corners with holes to centre, and put a straight pin through all the holes to and into a straw. For better spinning, thread a small bead on pin before putting through straw. Enjoy!



OVERVIEW OF MANUALS AND CALENDAR

Each manual is designed to cover a 12 week period with 4 manuals covering a full calendar year. Choose any lesson you like, or you can follow the calendar below. When you order your Faith Box, it arrives with the manual that corresponds to the appropriate time of year. You can order additional manuals on www.faithbox.co.nz or (+64) 9-578-2269. Enjoy!

YEAR ONE



VOLUME 1

(SUGGESTED: MARCH - MAY)*

Sessions 1-4: Who is Jesus?
 Sessions 5-8: *Journey to Easter*
 Sessions 9-12: *The Holy Spirit*



VOLUME 2

(SUGGESTED: JUNE - AUGUST)*

Sessions 1-4: Fruit of the Spirit
 Sessions 5-8: Living as God's People
 Sessions 9-12: Heroes of the Faith



VOLUME 3

(SUGGESTED: SEPTEMBER - NOVEMBER)*

Sessions 1-4: Genesis
 Sessions 5-8: God's Promises
 Sessions 9-12: *Halloween* & David



VOLUME 4

(SUGGESTED: DECEMBER - FEBRUARY)*

Sessions 1-4: *Advent & Christmas*
 Sessions 5-8: Proverbs: God's Wisdom
 Sessions 9-12: Jesus' Parables

YEAR TWO



VOLUME 5

(SUGGESTED: MARCH - MAY)*

Sessions 1-4: Jesus' Miracles
 Sessions 5-8: *Easter*
 Sessions 9-12: Living in the Truth



VOLUME 6

(SUGGESTED: JUNE - AUGUST)*

Sessions 1-4: Life in the Early Church
 Sessions 5-8: The Beatitudes I
 Sessions 9-13: The Beatitudes II



VOLUME 7

(SUGGESTED: SEPTEMBER - NOVEMBER)*

Sessions 1-4: God's 10 Commandments
 Sessions 5-8: Hope in God's Ways
 Sessions 9-12: God's Faithfulness



VOLUME 8

(SUGGESTED: DECEMBER - FEBRUARY)*

Sessions 1-4: *Zechariah, Elizabeth & Mary*
 Sessions 5-8: Psalms teach us to pray
 Sessions 9-12: More parables to live by

*Time of year is just a suggestion. Only *italicised* sessions are date sensitive.

INCENTIVES

FOR BIBLE MEMORY CHALLENGE



DOG TAG THEME:

The Golden Rule
The Lord's Prayer
The Ten Commandments
The 23rd Psalm
The Beatitudes
The Books of the Bible

SUGGESTED AGES:

5 years old
6 years old
7 years old
8 years old
9 years old
10 years old

CHECK FOR DETAILS ON WEBSITE www.faithbox.co.nz