

S
ZACH GUISER

RB
WARREN BALL

LB
ULYSEES GILBERT III

WR
AUSTIN WOLF



ZIPS FOOTBALL MEDIA GUIDE





2017 MEDIA GUIDE





2017 AKRON FOOTBALL SCHEDULE

Date	Opponent	Stadium [City]	Time	TV	Radio
Sat., Sept. 2	at Penn State	Beaver Stadium [University Park, Pa.]	Noon	ABC	1350 AM
Sat., Sept. 9	ARKANSAS PINE BLUFF	InfoCision Stadium - Summa Field	6:30 p.m.	ESPN3	1350 AM
Sat., Sept. 16	IOWA STATE	InfoCision Stadium - Summa Field	Noon	CBS-SN	1350 AM
Sat., Sept. 23	at Troy	Veterans Memorial Stadium [Troy, Ala.]	TBA		1350 AM
Sat., Sept. 30	*at Bowling Green	Doyt Perry Stadium [Bowling Green, Ohio]	TBA		1350 AM
Sat., Oct. 7	*BALL STATE [Homecoming]	InfoCision Stadium - Summa Field	3:30 p.m.	TV TBA#	1350 AM
Sat., Oct. 14	*at Western Michigan	Waldo Stadium [Kalamazoo, Mich.]	3:30 p.m.	TV TBA#	1350 AM
Sat., Oct. 21	*at Toledo	Glass Bowl [Toledo, Ohio]	TBA		1350 AM
Sat., Oct. 28	*BUFFALO	InfoCision Stadium - Summa Field	11:30 a.m.	CBS-SN	1350 AM
Tues., Nov. 7	*at Miami (Ohio)	Yager Stadium [Oxford, Ohio]	7:30 p.m.	ESPN2/U	1350 AM
Tues., Nov. 14	*OHIO	InfoCision Stadium - Summa Field	TBA	ESPN2/U	1350 AM
Tues., Nov. 21	*KENT STATE	InfoCision Stadium - Summa Field	7 p.m.	ESPNU/3	1350 AM
Sat., Dec. 2	MAC Championship	Ford Field [Detroit, Mich.]	TBA	TV TBA	

Home games in CAPS

*Mid-American Conference game

#TV 12-day selection

QUICK FACTS

Location: Akron, Ohio 44325
 Population: 200,000 (5th largest in Ohio)
 Founded: 1870 as Buchtel College
 Enrollment: 23,152
 Nickname: Zips
 Colors: Blue (282) & Gold (871)
 Conference: Mid-American (East Division)
 President: Matthew J. Wilson
 Director of Athletics: Larry Williams
 Faculty Athletics Representative: Dr. Deborah Owens
 Athletics Dept. Phone: (330) 972-7080
 Ticket Office: 1-888-99-AKRON (-25766)

ATHLETICS COMMUNICATIONS

Cathy Bongiovi (Football Contact)
 Assistant Athletics Director for Communications
 Office Phone: (330) 972-6108
 Cell Phone: (267) 326-5400
 Email: cathyb@uakron.edu

Sean Palchick
 Associate Director for Communications
 (330) 972-2677 | spalchick@uakron.edu

Brian Dennison (Secondary Football Contact)
 Assistant Director for Communications
 (330) 972-6292 | bld2@uakron.edu

Jonathan Platten
 Assistant Director for Communications
 (330) 972-6584 | jnp33@uakron.edu

Office Fax: (330) 374-8844
 Website: GoZips.com
 Twitter: @AkronZips | @ZipsFB | #GoZips | #ZipsGameday
 Facebook: Facebook.com/AkronZips
 Facebook.com/ZipsFB
 YouTube: YouTube.com/ZipsAthletics

Mailing Address

The University of Akron
 Rhodes Arena, Suite 83
 Akron, OH 44325-5201

Shipping Address

University of Akron Athletics
 373 Carroll Street
 Rhodes Arena, Suite 83
 Akron, OH 44325-5201

HISTORY

First Year of Football: 1891
 All-Time Record: 511-532-36 [entering 117th season]
 First Year of Div. I Football: 1987*
 Record in NCAA Div. I-A (FBS): 132-211-2 (30 yrs.)
 All-Time MAC Record: 79-122 (25 yrs.)
 MAC Titles: 1 (2005)
 MAC East Division Titles: 2 (2000, 2005)
 NCAA D-I Bowl Games: 2 (2005 Motor City, 2015 Potato)
 Postseason Appearances: 4 (4-4 record)
 2015 (1-0)
 W, 23-218 vs. Utah State in Famous Idaho Potato Bowl
 2005 (1-1)
 W, 31-30 vs. Northern Illinois in MAC Championship
 L, 31-38 vs. Memphis in Motor City Bowl
 1985 (0-1)
 L, 27-35 at Rhode Island in 1st round of I-AA Playoffs
 1976 (2-1) W, 27-6 vs. UNLV in NCAA II Playoff
 W, 29-26 vs. Northern Michigan in Knute Rockne Bowl
 L, 13-24 vs. Montana State in Pioneer Bowl
 1968 (0-1)
 L, 13-33 vs. Louisiana Tech in Grantland Rice Bowl

* - Akron was the first school to move from I-AA to I-A.

Stadium: InfoCision Stadium - Summa Field
 Capacity: 30,000 [official sellout is 27,881]
 Playing Surface: ProGrass
 Record at InfoCision Stadium: 18-30 (8 yrs.)
 Press Box Phone: (330) 972-2913

TEAM INFORMATION

2016 Record: 5-7 overall
 2016 MAC Record: 3-5 (T3rd East Division)
 Offensive Alignment: Spread
 Defensive Alignment: 4-3

Letterwinners Returning- 57
 (26 offense, 24 defense, 7 specialists)
 Letterwinners Lost- 22
 (10 offense, 12 defense, 0 specialists)
 Starters Returning- 15
 (8 offense, 7 defense + 7 specialists)
 Starters Lost- 7
 (3 offense, 4 defense + 0 specialists)

COACHING STAFF

Head Coach: **Terry Bowden** (West Virginia '78)
 6th season at Akron
 Career Record: 164-99-2 (23 yrs.)
 Akron Record: 24-37 (5 yrs.)
 MAC Record: 15-25 (5 yrs.)

Associate Head Coach | Defensive Coordinator: **Chuck Amato** (North Carolina State '69)
 6th season at Akron

Assistant Head Coach | Defensive Line: **Todd Stroud** (Florida State '85)
 6th season at Akron

Offensive Coordinator | Quarterbacks: **A.J. Milwee** (North Alabama '09)
 6th season at Akron

Special Teams Coordinator | Wide Receivers: **Jeff Bowden** (Florida State '83)
 6th season at Akron

Tight Ends | H-Backs: **Trent Boykin** (Youngstown State '95)
 6th season at Akron

Offensive Line: **Brett Ekkens** (Mount Union '12)
 2nd season at Akron

Running Backs: **Eric Hickson** (Kansas State '99)
 3rd season at Akron

Cornerbacks | Defensive Passing Game Coordinator: **Otis Mounds** (Auburn '03)
 4th season at Akron

Safeties: **Mike Woodford** (Arizona '82)
 6th season at Akron



THIS IS AKRON FOOTBALL

Quick Facts 2
 2017 Schedule 2
 Campus Map 4
 Athletics Communications 5
 Directions to Campus 5
 Media Policies and Services 6
 Akron-IMG Sports Network 7
 Local Media 7
 Preseason Notes 8-9
 2017 Rosters 10-11
 Roster Breakdown 12
 Preseason Depth Chart 13
 Zips by State and Hometown 14
 Crystal Clinic Wagon Wheel Challenge... 15
 Traditions 16-19
 The Rubber Bowl 20-21
 InfoCision Stadium - Summa Field ... 22-23
 Attendance Records 23
 Varsity "A" Hall of Fame 24-25
 Where Does "Zips" Come From? 26

MEET THE ZIPS

Returning Student-Athletes 27-66
 Newcomers 67-68

COACHING STAFF

Head Coach Terry Bowden 69-77
 Coaching Staff 78-89
 Support Staff 90

2016 SEASON REVIEW

2016 Season Review 92-93
 Results 93
 2016 Team Statistics 94
 Individual Statistics 94-95
 Defensive Statistics 96
 Starting Lineups 97
 Player Participation 98
 Team Game-by-Game Comparison . 99-100
 Red Zone Statistics 101
 Game Superlatives 102
 Last Time It Happened 103
 Game Recaps 104-109
 2016 Honors 110

HONORS & AWARDS

All-Americans 112
 Conference Honors 113-116
 Team Awards 117-122
 All-Time Letterwinners 123-127
 Zips in the Pros 128-130

RECORDS

Game Records | Offense 132
 Game Records | Defense 133
 Team Records 133-135
 Rushing Records 136-138
 Passing Records 139-142
 Receiving Records 143-145
 Total Offense 146-147
 Punt Return and Kick Return 148
 All-Purpose Yards 149
 Kicking Records 150
 Punting Records 151

Scoring Records 150-152
 Defense 153-155
 Year-by-Year Offensive Stats 156
 Year-by-Year Defensive Stats 157
 Year-by-Year Results 158-164
 Miscellaneous Results Records 165
 All-Time Head Coach Records 166

POSTSEASON HISTORY

Postseason Recaps 168-179
 Bowl Records 180-184

2017 OPPONENTS

2017 Opponent Information 186-189
 All-Time Series Records 190-191
 Mid-American Conference 192
 Mid-American Conference Schedule... 193
 2017 MAC Bowl Schedule 194
 Opponent Composite Schedule 195

CREDITS

The 2017 University of Akron Football Media Guide is a product of The University of Akron Athletics Communications office. The publication was designed, written, and edited by Cathy Bongiovi, with editorial assistance from Brian Dennison, Danielle Nicholson, and Kelci Yeager. Cover design and interior design template by Jessica Atsas. Photography by Jeff Harwell, John Ashley, Cathy Bongiovi, Ernie Aranyosi, Phil Burling, Brian Drumm, David Maxwell, and Paul Spinelli (San Diego Chargers).

CAMPUS MAP



Academic, Administrative and Multipurpose Buildings

- Administrative Services Building **ASB**
- Akron Polymer Training Center **APT**
- Aubum Science and Engineering Center **ASEC**
- Ayer Hall **AYER**
- Ballet Center **BC**
- Bierce Library **LIB**
- Buchtel Field **BF**
- Buchtel Hall **BH**
- Buckingham Building **BCCE**
- 464 Carroll Street Building **CSBL**
- Carroll Street Substation **ESUB**
- Center for Child Development **CCD**
- College of Arts & Sciences Building **CAS**
- College of Business Administration Building **CBA**
- Computer Center **COMP**
- Crouse Hall **CRH**
- Exchange Parking Deck **EXPD**
- Express Building **EB**
- Fir Hill Plaza **FHP**
- Folk Hall **FOLK**
- 178 South Forge Street (Wonder Bread) **WBB**
- Forge Street Substation **FSUB**

- 45 Mary Gladwin Hall **MGH**
- 40 Goodyear Polymer Center **GDYR**
- 28 Guzzetta Hall **GH**
- 91 Honors Complex **HC**
- 6 Hower House **HOW**
- 99 InfoCision Stadium/Summa Field **ICS**
- 44 Knight Chemical Laboratory **KNCL**
- 52 Kolbe Hall **KO**
- 51 Leigh Hall **LH**
- 7 100 Lincoln Street Building **LINC**
- 18 Martin University Center **PMUC**
- 27 McDowell Law Center **LAW**
- 3 National Polymer Innovation Center **NPIC**
- 65 Ocasek Natatorium **ONAT**
- 34 Olin Hall **OLIN**
- 10 Olson Research Center **OLRC**
- 76 Parking Deck East **PDE**
- 20 Parking Deck North **PDN**
- 102 Parking Deck South **PDS**
- 13 Physical Facilities Operations Center **PFOC**
- 12 Polymer Engineering Academic Center **PEAC**
- 22 Polsky Building **POL**
- 56 James A. Rhodes Health and

- 94 Roadway Building **RDWY**
- 29 Robertson Dining Hall **RD**
- 62 Schrank Hall North **SHN**
- 63 Schrank Hall South **SHS**
- 24 277 South Broadway Street Building **BROD**
- 92 32 South College Street Building **SUP**
- 92 Simmons Hall **SI**
- 88 Louis and Freda Stile Athletics Field House **AFLD**
- 31 Stitzlein Alumni Center **AAC**
- 89 Student Recreation and Wellness Center **SRWC**
- 60 Student Union **STUN**
- 9 Thermal Storage Tank **TANK**
- 21 E.J. Thomas Performing Arts Hall **PAH**
- 14 Trecoo Building **TRE**
- 98 Quaker Square **QSQR**
- 23 West Campus Parking Deck **WCPCD**
- 41 West Hall **WEST**
- 46 Whitby Hall **WHIT**
- 68 Wolf Ledges Engineering Building **WLEB**
- 50 Zook Hall **ZOOK**

Residence Halls

- 37 Bulger Residence Hall **BRH**
- 64 Exchange Street Residence Hall **EXC**
- 83 Gallucci Residence Hall **GALL**
- 86 Garson Residence Hall **GARS**
- 85 Grant Residence Center High-rise **GRC**
- 91 Honors Complex **HC**
- 30 Orr Residence Hall **ORH**
- 36 Ritchie Residence Hall **RRH**
- 39 Sisler-McFawn Residence Hall **SMRH**
- 103 South Hall **SH**
- 38 Spanton Residence Hall **SRH**
- 58 Spicer Residence Hall **SPR**
- 82 Townhouses **TOWN**
- 98 Quaker Square Inn **QSI**

Fraternities and Sororities

- 74 Alpha Delta Pi Sorority (ΑΔΠ)
- 66 Alpha Gamma Delta Sorority (ΑΓΔ)
- 54 Delta Gamma Sorority (ΔΓ)
- 68 Kappa Kappa Gamma Sorority (ΚΚΓ)
- 16 Lambda Chi Alpha Fraternity (ΛΧΑ)
- 75 Lone Star Fraternity (ITS)
- 55 Phi Delta Theta Fraternity (ΦΔΘ)
- 70 Phi Gamma Delta Fraternity (ΦΓΔ)
- 53 Phi Kappa Tau Fraternity (ΦΚΤ)
- 69 Phi Sigma Kappa Fraternity (ΦΣΚ)
- 72 Sigma Alpha Epsilon Fraternity (ΣΑΕ)
- 19 Tau Kappa Epsilon Fraternity (ΤΚΕ)
- 73 Theta Chi Fraternity (ΘΧ)

The University of Akron is an Equal Education and Employment Institution © 2012

AKRON FOOTBALL

DIRECTIONS TO CAMPUS

Below are directions to the UA campus and InfoCision Stadium-Summa Field (building #99 on the campus map on page 4).

From Rt. 8 North:

Exit Buchtel Avenue. Go straight through traffic light. Turn right on Carroll Street at the next traffic light. InfoCision Stadium-Summa Field is to your left. Gameday media parking is in Lot 1 at this intersection (Carroll Street/Spicer Street).

From I-77 North, Rt. 8 North, I-76 West:

Take 77 North/76 West to Route 8 North. Take the first exit (Carroll Street/Buchtel Ave.). Turn left at the stop light. The second traffic light is the Carroll Street/Spicer Street intersection. InfoCision Stadium-Summa Field is to your left. Gameday media parking is in Lot 1 at this intersection.

From Route 8 South:

Follow 76 East/77 South to the Route 8 North/Cuyahoga Falls exit. Take the first exit (Carroll Street/Buchtel Ave.). Turn left at the stop light. The second traffic light is the Carroll Street/Spicer Street intersection. InfoCision Stadium-Summa Field is to your left. Gameday media parking is in Lot 1 at this intersection.

From I-76 East/I-77 South:

Follow 76 East/77 South to the Route 8 North/Cuyahoga Falls exit. Take the first exit (Carroll Street/Buchtel). Turn left at the stop light. The second traffic light is the Carroll Street/Spicer Street intersection. InfoCision Stadium-Summa Field is to your left. Gameday media parking is in Lot 1 at this intersection.

From the west on Market Street:

Take Market to Union Street and follow Union Street to Buchtel Avenue. At Buchtel turn left and go to the first traffic light. Turn right at the light onto Spicer Street. InfoCision Stadium-Summa Field is straight ahead. Gameday media parking is in Lot 1 at the corner of Carroll and Spicer Streets.


From the west on Exchange Street:

Take Exchange to Spicer Street and turn left. InfoCision Stadium-Summa Field is to your left. Gameday media parking is in Lot 1 at the Carroll and Spicer Streets.




CATHY
BONGIOVI

- ◆ Assistant Athletics Director for Communications
- ◆ E-Mail: cathyb@uakron.edu
- ◆ Office: (330) 972-6106 • Cell: (267) 326-5400
- ◆ Contact for Football, Tennis




SEAN
PALCHICK

- ◆ Associate Director for Communications
- ◆ E-Mail: spalchick@uakron.edu
- ◆ Office: (330) 972-2677 • Cell: (440) 567-3992
- ◆ Contact for Men's Soccer, Cross Country/Track & Field



BRIAN
DENNISON

- ◆ Assistant Director for Communications [Secondary FB Contact]
- ◆ E-Mail: dm60@uakron.edu
- ◆ Office: (330) 972-6292 • Cell: (330) 571-4145
- ◆ Contact for Men's Basketball, Men's & Women's Golf



JONATHAN
PLATTEN

- ◆ Assistant Director for Communications
- ◆ E-Mail: jnp33@uakron.edu
- ◆ Office: (330) 972-6584 • Cell: (216) 973-4181
- ◆ Contact for Women's Basketball, Women's Soccer, Softball

CONTACT INFO

Athletics Communications

Rhodes Arena, Suite 83, Akron, OH 44325

Athletics Communications Fax:

(330) 374-8844

InfoCision Stadium Press Box Phone:

(330) 374-2913

Athletics Ticket Office: **1-888-99-AKRON**

Athletics Dept. Phone: **(330) 972-7080**

Athletics Department Fax: **(330) 972-5473**

Athletics Web Site: **GoZips.com**

Mid-American Conference Office Phone:

(216) 566-4622

MAC Office Fax: **(216) 858-9622**

MAC Web Site: **www.MAC-Sports.com**



MEDIA CREDENTIALS

Members of the media wishing to cover Akron football should direct their credential requests to Assistant Athletics Director for Communications Cathy Bongiovi (cathyb@uakron.edu). All such requests must be made in writing on company letterhead or via e-mail. Please include photography and parking needs. If time permits, credentials will be mailed, otherwise all passes will be left at the media entrance in the House of LaRose Main Lobby of InfoCision Stadium-Summa Field (located along Union Street on stadium's west side).

Admittance to the Press Box (level 7) at InfoCision Stadium-Summa Field is limited to working media only.

PHOTOGRAPHERS

Accredited photographers may work from the sidelines or end zones outside the limit lines. No one other than team personnel may enter the coaching box or team area (violators will have their credentials revoked). Only those on assignment and with proper media credentials will be allowed to shoot game action.

MEDIA SEATING

Media will be assigned seats in the press seating area located in the center of the press box (level 7) at InfoCision Stadium-Summa Field. Media seating assignments will be posted throughout level 7.

MEDIA PARKING

Media parking is available in the parking garage (Lot 1) at the northeast corner of the Spicer/Carroll intersection.

VISITING RADIO

Phone lines for visiting originating radio broadcasts (two ISDN, two POTS) will be provided on a reciprocal basis. Contact Assistant Athletics Director for Communications Cathy Bongiovi to obtain those numbers in advance of game day.

NON-ORIGINATING RADIO

Individuals representing radio stations which are not originating the broadcast of the game will be considered on a space-available basis.

TELEPHONES | INTERNET

Complimentary phone lines and hi-speed internet connections are available in the working press area as is complimentary wireless access. Dial 9 to get an outside line.



NFL SCOUTS

NFL scouts will be provided media credentials and will be seated in the press seating area located in the center of the press box at InfoCision Stadium-Summa Field.

Credentials for NFL scouts should be requested by the parent club on official team letterhead or via e-mail.

GAME DAY

Pregame packets, including notes and statistics, will be available in the press seating area located in the center of the press box at InfoCision Stadium-Summa Field prior to each Akron home game.

Statistics will be provided at the end of each quarter, at halftime, and at the conclusion of each home contest, in addition to a running play-by-play and postgame notes.

Live stats are available online at AkronStats.com to allow up-to-the-second information.

During pregame, a media meal is usually provided in the press box (level 7) at InfoCision Stadium-Summa Field near the press seating area.

WEEKLY MEDIA AVAILABILITY

Monday: MAC teleconference. **Tuesday:** Weekly media conference (1 p.m., Stile Athletics Field House).

The team will practice in the morning, with coaches and players available immediately following. PRACTICES ARE CLOSED.

Policies: Post-game locker room is closed; Team's off day is Sunday.

POSTGAME INTERVIEWS

After a 10-minute cooling-off period, postgame interviews with both coaches and UA players will be conducted in the north endzone facility at InfoCision Stadium-Summa Field. To interview visiting players, check with the SID representative concerning that school's interview procedure. The Akron locker room is closed to the media.

ACCESS TO ZIPS INFORMATION

GoZips.com - The official web site of The University of Akron Department of Athletics includes rosters, schedules, statistics, student-athletes profiles, press releases, game notes, and more. The site is updated daily and also includes links to listen to and watch UA Athletics events live over the Internet.

E-Mail List - Press releases, notes and statistics are e-mailed to a large contingent of media. To be added to the list, please contact Assistant AD Cathy Bongiovi or Assistant Director for Communications Brian Dennison (bld2@uakron.edu).

MAC-Sports.com - The league's official web site contains information on all 12 schools, including updated conference stats, schedules, and standings.

ZIPS LIVE COACHES SHOW

Every week throughout the season from 7-8 p.m. ET on Thursdays at the Spaghetti Factory, Akron head coach Terry Bowden can be heard on the weekly radio program *Zips Live*, presented by Lee Hyder and Associates. The show airs locally on 1350 AM (WARF). Visit GoZips.com/broadcasts/index to listen online.

ZIPS FOOTBALL WITH TERRY BOWDEN

Weekly throughout the season, head coach Terry Bowden will review the previous week's game and preview the Zips' upcoming opponent on the 30-minute television show, *Zips Football with Terry Bowden*, presented by Wentz Financial Group. The show will be carried by SportsTime Ohio. Visit GoZips.com/broadcasts/index for a complete schedule of airtimes.

LOCAL MEDIA OUTLETS

WIRE SERVICE

Columbus AP Bureau Web site: www.ap.org
614-885-2727 Fax: 614-885-3248
1103 Schrock Rd., Suite 300 | Columbus, OH 43229
Sports Editor: Rusty Miller E-Mail: rmiller@ap.org

Cleveland AP Bureau

216-771-2172 Fax: 216-771-4218
815 Superior Ave., Suite 1203 | Cleveland, OH 44114-2768
Sports Writer: Tom Withers E-mail: twithers@ap.org

DAILY NEWSPAPERS

Akron Beacon Journal

330-996-3800 Fax: 330-996-3629
44 East Exchange | Akron, OH 44328
Sports Editor: Scot Fagerstrom E-Mail: fagerstrom@thebeaconjournal.com
Beat Writer: George M. Thomas E-Mail: sportswriterabj@sbcglobal.net

Cleveland Plain Dealer

216-999-4370 Fax: 216-999-6276
1801 Superior Avenue | Cleveland, OH 44114
Sports Editor: Roy Hewitt
College Sports Editor: David Campbell E-Mail: sports@plaind.com
Beat Writer: Elton Alexander E-Mail: efasports@aol.com

Canton Repository

330-580-8494 Fax: 330-454-5745
500 Market Avenue | Canton, OH 44702
Sports Editor: Chris Beaven (x8345) E-Mail: chris.beaven@cantonrep.com
Sports Writer: Mike Popovich. E-Mail: mike.popovich@cantonrep.com

The Buchtelite (student)

330-972-7459 Fax: 330-972-7810
Student Union, Room 55-LL | Akron, OH 44325
E-Mail: sports@buchtelite.com

TELEVISION

WEWS-TV 5 (ABC) Sports Director: Andy Baskin
216-431-3700 Fax: 216-431-3666
3001 Euclid Ave | Cleveland, OH 44115

WJW-TV 8 (FOX) Sports Director: John Telich
216-432-4247 Fax: 216-391-9559
800 S. Marginal Road | Cleveland, OH 44103

WKYC-TV 3 (NBC) Sports Director: Jim Donovan
216-344-3333 Fax: 216-344-3314
1403 E. 6th Street | Cleveland, OH 44114
Sports Producer: Jeff Yakowiak (x7417)

WOIO-TV 19 (CBS) Sports Director: Tony Zarella
216-771-1943 Fax: 216-436-5460
1717 E. 12th Street | Cleveland, OH 44114

RADIO

WAKR-1590 AM (WONE-FM, WQMX-FM) Web site: www.wakr.net
330-869-9800 Fax: 330-869-9750
1795 West Market Street | Akron, OH 44313
News Director: Ed Esposito

ESPN-990 AM (WTIG) Program Director: Ray Jeske
330-837-9900 Fax: 330-837-9844
P.O. Box 608 | Massillon, OH 44647

WZIP-88.1 FM (student) Web site: www3.uakron.edu/wzip/
30-972-7105 Fax: 330-972-5521
302 E. Buchtel Ave. #1004 | Akron, OH 44325
General Manager: Tom Beck

WHK-1220 AM, WHKW-1440 AM Program Director: Tim Vaughn
1-888-285-9640 Fax: 216-901-1104
4 Summit Park Drive #150 | Independence, OH 44131

WNIR-100 FM Sports Reporter: Steve French
330-673-2331 Fax: 330-673-0301
P.O. Box 2170 | Akron, OH 44309

WKNR-850 AM Web site: www.espnleveland.com
440-838-1220 Fax: 440-526-1993
9446 Broadview Road | Cleveland, OH 44147

WTAM-1100 AM (WMJI-105.7 FM) Sports Director: Mike Snyder
216-642-4636 Fax: 216-901-8133
6200 Oak Tree Blvd | Independence, OH 44131

WHBC-1480 AM Web site: www.whbc.com
330-456-7166 Fax: 330-456-7199
P.O. Box 9917 | Canton, OH 44711
Sports Director: Jim Johnson

AKRON-IMG SPORTS NETWORK

2017 IMG COLLEGE AFFILIATES

- SportsRadio 1350 AM (WARF), Akron
- 1420 WHK, Cleveland
- 1440 WHKZ, Warren/Youngstown
- SportsRadio 1350 AM (WARF) on iHeart Radio and TuneIn.com/AkronZips

2017 ZIPS LIVE COACHES SHOW AFFILIATES

- SportsRadio 1350 AM (WARF), Akron
- SportsRadio 1350 AM (WARF) on iHeart Radio and TuneIn.com/AkronZips

ABOUT THE AKRON-IMG SPORTS NETWORK

The Akron-IMG Sports Network broadcasts University of Akron football games, men's soccer matches and men's and women's basketball games throughout northeast Ohio and worldwide via the Internet (iHeartRadio.com).

SportsRadio 1350 AM (WARF) in Akron will once again serve as the flagship station for the Akron-IMG Sports Network, providing the sounds of the Zips in action to alumni and fans in Summit County and the surrounding area. Zips football can also be heard on 1420 WHK in Cleveland and 1440 WHKZ in Warren/Youngstown.

Each football broadcast begins 60 minutes prior to kickoff. All football games will be carried on GoZips.com, in addition to being broadcast live on SportsRadio 1350 AM (WARF).

Zips Live, the one-hour, weekly radio show featuring University of Akron coaches and student-athletes will once again be carried by Akron-IMG Sports Network flagship WARF beginning at 7 p.m. ET. Visit GoZips.com/broadcasts/index for a complete schedule of airtimes.

ON-AIR TALENT

Veteran announcer **Steve French** is behind the microphone for his 28th season as the radio play-by-play "Voice of the Zips" for football and men's basketball, while long-time UA personality **Joe Dunn** provides sideline color commentary and analysis.

When not broadcasting Akron games, French serves as sports director at WNIR 100 FM "The Talk of Akron" and is part of the station's highly rated morning drive program.

Dunn, a former staff member of the Akron Athletics Department, is host of *The Drive*, a daily three-hour sports talk show on FoxSports 1350. He also hosts the weekly *Big Time Sports Show* on WIVM-TV in Canton and serves as a play-by-play broadcaster on the high school football and basketball game of the week telecasts on WIVM.

Brad Detwiler enters his seventh season in the radio booth and was a three-letterwinner for Zips football from 1999-2001. Detwiler played in 33 games in a Zips uniform, including starting at safety in all 11 contests as a senior in 2001.

CONTACT INFO

Play-By-Play:Steve French [steve@wnir.com]
Analyst: Brad Detwiler
Sideline Reporter:
Joe Dunn [sumstarjrd@yahoo.com]

www.sportsradio1350.com

330-836-4700 Fax: 330-836-5321
7755 Freedom Ave. | North Canton, Ohio 44720
Program Director: Keith Kennedy





ZIPS LIVE SCHEDULE

Zips LIVE, presented by Lee Hyder and Associates, will kick off the 2017-18 academic year on Thursday, August 24, from 7-8 p.m. ET from the Spaghetti Warehouse (510 South Main Street) with a preview of the 2017 football season with head coach Terry Bowden and his staff.

Bill Morgan returns as host of the weekly hour-long radio show covering Zips Athletics. The program airs locally on Akron-IMG Sports Network flagship Fox Sports Radio 1350 AM (WARF). The broadcast can also be heard via webstream on the WARF homepage.

Zips LIVE will be re-played weekly two hours prior to kickoff of that week's football game.

Fans, students, and the public are encouraged to attend the live broadcasts every week.

ZIPS LIVE RADIO SHOW | FOOTBALL

Date	Game Preview
Thursday, August 24	Season preview
Thursday, August 31	Penn State
Thursday, Sept. 7	Arkansas Pine Bluff
Thursday, Sept. 14	Iowa State
Thursday, Sept. 21	Troy
Thursday, Sept. 28	Bowling Green
Thursday, Oct. 5	Ball State
Thursday, Oct. 12	Western Michigan
Thursday, Oct. 19	Toledo
Thursday, Oct. 26	Buffalo
Thursday, Nov. 2	Miami (Ohio)
Thursday, Nov. 9	Ohio
Thursday, Nov. 16	Kent State



PRESEASON HONORS

Nine Zips were named to Athlon Sports' 2017 preseason All-Mid-American Conference teams.

Earning preseason first-team All-MAC was junior LB Ulysees Gilbert III.

Third-team honorees were junior OL Kyle Ritz, redshirt junior PK Tom O'Leary, and junior KR Van Edwards.

Named to the preseason fourth-team were senior QB Thomas Woodson, senior RB Warren Ball, senior WR Austin Wolf, senior DL Darius Copeland, and senior S Zach Guiser.

2017 WATCH LISTS

Junior LB Ulysees Gilbert III was named to the Watch List for the Bronco Nagurski Trophy which honors best defensive player in college football, while senior OL LaVonne Gauthney was named to the Rimington Trophy Watch List as the most outstanding center. Seniors WR A.J. Coney and S Zach Guiser were both named to the Wuerffel Trophy Watch List for outstanding community service.

MAC MEDIA DAY

The Mid-American Conference (MAC) will host its 2017 Football Media Day on Wednesday, July 26, from 11 a.m. to 3 p.m., at the Pro Football Hall of Fame in Canton. The MAC Football Media Day kicks off the 2017 season and will conclude with the 2017 Marathon MAC Football Championship Game in Detroit.

Joining MAC Commissioner Dr. Jon Steinbrecher will be head coaches from the 12 member institutions and two students from

each university. Commissioner Steinbrecher will begin MAC Football Media Day and address the media at 11 a.m. ET. All head coaches and students will be available to the media throughout MAC Football Media Day.

FOSTER NAMED HOTY CANDIDATE

Junior H Kyle Foster has been named a preseason candidate for the 2017 Peter Mortell Holder of the Year Award.

Foster, who has played in every game of his collegiate career as the holder, was a semifinalist for the award last season.

BALL NAMED to SI's FREAKS List

Senior RB Warren Ball has been ranked at No. 22 nationally on Sport Illustrated's 2017 Freaks List of Top 40 workout warriors in college football.

The 6-1, 225-lb. Ball, who received a sixth year of eligibility from the NCAA following his season-ending injury last fall, was clocked at 4.4 in the 40 and only has three percent body fat.

REESE TROPHY

The University of Akron was named the recipient of the 2016-17 Reese Trophy as the Mid-American Conference's top men's athletic program.

During the 2016-17 academic year, the Zips competed in seven men's sports and captured the award for the second consecutive time and third time in four years (2014, 2016, 2017) in program history on the strength of winning conference titles in men's basketball, soccer, along with both indoor and outdoor track and field.

TAYLOR NAMED TO 2017 PRO FOOTBALL HALL OF FAME CLASS


Former University of Akron defensive end **Jason Taylor** (1993-96) is one of seven inductees named to the 2017 Pro Football Hall of Fame Class.

Taylor joins kicker Morten Andersen, running back Terrell Davis, safety Kenny Easley, running back LaDainian Tomlinson, quarterback Kurt Warner, and Cowboys' owner Jerry Jones as inductees.

The Class of 2017 will be formally enshrined into the Pro Football Hall of Fame on Saturday, Aug. 5. The Enshrinement Ceremony is held at Tom Benson Hall of Fame Stadium in Canton as a part of the spectacular Pro Football Hall of Fame Enshrinement Week Powered by Johnson Controls that celebrates the newest enshrinees of the Pro Football Hall of Fame.

Taylor was one of the NFL's top pass-rushers for 15 seasons. Drafted in the third round by the Miami Dolphins in 1997, he played 13 seasons with Miami, and one season each with the Washington Redskins, and the New York Jets. A six-time Pro Bowl selection and four time 1st or 2nd team All-Pro, Taylor was named the NFL Defensive Player of the Year in 2006, and also named the Walter Peyton Man of the Year in 2007.

Taylor holds the sixth all-time career sacks record with 139.5 sacks, is the all-time leader in fumble return touchdowns with six, while his 246 fumble



return yards are the second highest total in NFL history. With nine career defensive touchdowns scored, he is also the all-time leader in that category for defensive linemen.

As a Zip, Taylor earned first-team All-MAC honors as a senior in 1996. He was named the team's defensive MVP as a junior. In 1996, he was awarded the team's Harry "Doc" Smith Award and the Akron Touchdown Club trophy as the outstanding lineman. Taylor is Akron's all-time career leader in sacks (21) and stands second on the Zips' charts for career tackles for loss (41.0) and sacks in a season (10). Taylor was inducted into Akron's Ring of Honor in 2004.



2017 FOOTBALL PROMOTIONS

Zips Fest in Stile Athletics Field House opens two hours prior to kickoff. | Stadium gates open one hour prior to kickoff.

Date	Opponent	Kickoff	Promotion Theme	Giveaway	More . . .
Saturday, Sept. 9	Arkansas Pine Bluff	6:30 p.m.	Home Opener Heroes Day Touchdown Music Fest Band Day	Flatbill hats (students only)	New Roo Run
Saturday, Sept. 16	Iowa State	Noon	Jason Taylor Appreciation Day Extra Yard for Teachers	Gold long-sleeve shirts	
Saturday, Oct. 7	Ball State	3:30 p.m.	Homecoming Hall of Fame Family Weekend		Zips2K
Saturday, Oct. 28	Buffalo	11:30 a.m.	Cancer Awareness Trunk or Treat		Cub Scouts Sleepover
Tuesday, Nov. 14	Ohio	TBA	Social Media Night		
Tuesday, Nov. 21	Kent State	7 p.m.	Senior Night CCOC Wagon Wheel Challenge Happy Thanksgiving		Roast the Birds

Subject to change | Check GoZips.com for updates.



NUMERICAL ROSTER

Table with 5 columns: No., Name, Pos., Yr., Ht., Wt., Hometown / High School / Previous School. Lists 40 players with their stats and backgrounds.

ALPHABETICAL ROSTER

[as of July 1]

Table with 5 columns: No., Name, Pos., Yr., Ht., Wt., Hometown / High School / Previous School. Lists 40 players in alphabetical order with their stats and backgrounds.

2017 AKRON FOOTBALL ROSTER

No.	Name	Pos.	Yr.	Ht.	Wt.	Hometown / High School / Previous School
11	Michael Kish	DE	Sr.	6-4	240	Pittsburgh, Pa. Brentwood
40	John Lako	LB	So.	6-2	230	Monroe, Mich. St. Mary Catholic
75	Jovann Letuli	OL	Sr.	6-5	330	San Diego, Calif. San Diego Grossmont
34	DeMarcus Lloyd	LB	Sr.	6-0	220	Vienna, Ga. Dooly County Butler County CC
29	Vince Lockett	S	So.	5-11	205	Akron, Ohio St. Vincent-St. Mary
12	Darryl Long	TE	R-So.	6-4	250	Columbus, Ohio Westerville South Kentucky
15	Jeffrey Lubin	DB	Fr.	6-2	185	Hollywood, Fla. South Broward
77	Cedric McCoy	OL	R-Sr.	6-5	310	Palatka, Fla. Palatka Ellsworth CC
56	DeonTae Moore	DE	Sr.	6-2	220	Akron, Ohio Kenmore
9	Manny Morgan	RB	Sr.	5-8	200	Naples, Fla. Naples
14	Myran Mounds	CB	R-Jr.	5-7	175	Fort Lauderdale, Fla. Warren Central
73	Jonathan Neeley	OL	R-Fr.	6-5	300	Youngstown, Ohio Ursuline
1	Kato Nelson	QB	R-Fr.	6-1	205	Hollywood, Fla. Flanagan
37	Tom O'Leary	PK	R-Jr.	5-11	195	Tucker, Ga. St. Pius X Catholic
74	Xavier Quigley	OL	R-Sr.	6-1	290	Ankeny, Iowa Ankeny Iowa Western CC
2	Alex Ramart	QB	Fr.	6-3	212	Richmond, Texas Foster
60	Dean Ramicone	LB	So.	6-0	200	Brunswick, Ohio Brunswick
94	Brian Reinke	DL	Jr.	6-4	255	Akron, Ohio Copley Senior
6	Jordyn Riley	DB	Fr.	5-10	180	Citra, Fla. North Marion
66	Kyle Ritz	OL	Jr.	6-5	305	Willoughby, Ohio Willoughby South
78	Austin Sample	OL	R-Fr.	6-3	300	Sylvania, Ohio Northview
16	Justin Sampson	DE	Fr.	6-2	210	Akron, Ohio St. Vincent-St. Mary
13	Deltron Sands	RB	R-So.	5-8	200	Fort Lauderdale, Fla. St. Thomas Aquinas Oregon St.
26	Jon Semerene	PK/P	R-So.	6-0	210	Weston, Fla. Cypress Bay Miami (Fla.)
68	Andrew Siegman	DL	R-Fr.	6-3	300	Brecksville, Ohio Brecksville-Broadview
3	Kwadarrus Smith	WR	R-Jr.	5-9	165	Orlando, Fla. First Academy Missouri
15	Nate Stewart	WR	R-Fr.	6-2	210	Bethlehem, Pa. Pius X
28	Jemarulin Suggs	RB	Fr.	5-11	174	Akron, Ohio East
10	Mykel Traylor-Bennett	TE	R-Sr.	6-3	230	Columbus, Ohio Reynoldsburg
30	Chuck Turfe	RB	So.	5-11	195	Canton, Mich. Canton
14	Clayton Uecker	QB	R-Sr.	6-5	220	Akron, Ohio St. Vincent-St. Mary Ave Maria (Fla.)
52	Josh Ward	LB	So.	6-2	240	Delray Beach, Fla. American Heritage
97	Brennan Williams	DL	Jr.	6-1	285	Akron, Ohio Firestone
35	Newman Williams	TE	Jr.	6-2	265	Akron, Ohio St. Vincent-St. Mary
82	Austin Wolf	WR	Sr.	6-3	210	Lebanon, Ohio Lebanon
4	Thomas Woodson	QB	Sr.	6-1	224	Monroeville, Pa. Gateway Senior
18	Malik Wooldridge	WR	Fr.	5-9	168	Akron, Ohio St. Vincent-St. Mary
17	Anthony Young	WR	Sr.	6-0	190	Medina, Ohio Lakewood St. Edward Indiana

NUMERICAL ROSTER

41	Kyle Foster	P	Jr.	6-2	190
42	Andrew Hauser	LB	R-Sr.	6-1	230
43	Youssef Barakat	LB	So.	5-10	215
45	Brandon Junk	TE	So.	6-2	240
46	Hugh Cade	CB	Jr.	5-8	160
47	Jerry Fitschen	PK/P	So.	6-0	210
48	Nick Gasser	PK/P	Jr.	6-0	175
49	James Fonseca	PK/P	R-Jr.	5-11	170
50	Brock Boxen	DL	Jr.	6-3	290
50	Undrea Bullard	OL	Jr.	6-6	300
51	Devon Jones	DL	R-So.	6-4	225
52	LaVonne Gauthney	OL	Sr.	6-1	285
52	Josh Ward	LB	So.	6-2	240
55	Tony Jones	LB	R-Jr.	6-1	225
56	DeonTae Moore	DE	Sr.	6-2	220
56	Brandon Council	OL	R-Fr.	6-4	325
57	Stephen Ericksen	OL	Sr.	6-3	305
59	Trevor Brown	OL	So.	6-5	290
60	Dean Ramicone	LB	So.	6-0	200
61	Peyton Coffman	OL	R-Fr.	5-11	210
63	Nick Fazio	OL	Jr.	6-3	300
65	Hayden Grover	LS	Jr.	5-11	190
66	Kyle Ritz	OL	Jr.	6-5	305
68	Andrew Siegman	DL	R-Fr.	6-3	300
72	Hunter Corne	OL	Fr.	6-4	292
73	Jonathan Neeley	OL	R-Fr.	6-5	300
74	Xavier Quigley	OL	R-Sr.	6-1	290
75	Jovann Letuli	OL	Sr.	6-5	330
76	Rich Kallay	OL	So.	6-5	315
77	Cedric McCoy	OL	R-Sr.	6-5	310
78	Austin Sample	OL	R-Fr.	6-3	300
82	Austin Wolf	WR	Sr.	6-3	210
84	Avery Cagle	TE	So.	6-4	240
88	Michael Buddenberg	LS	Sr.	5-11	220
90	Matt Hanson	DL	Fr.	6-3	245
91	Ibrahima Camara	DL	Sr.	6-3	285
94	Brian Reinke	DL	Jr.	6-4	255
97	Brennan Williams	DL	Jr.	6-1	285

COACHING STAFF

Terry Bowden (West Virginia '78), Head Coach
Chuck Amato, Associate Head Coach | Defensive Coordinator
Todd Stroud, Assistant Head Coach | Defensive Line | Recruiting Coordinator
A.J. Milwee, Offensive Coordinator | Quarterbacks
Jeff Bowden, Special Teams Coordinator | Wide Receivers
Trent Boykin, Tight Ends | H-Backs
Brett Ekkens, Offensive Line
Eric Hickson, Running Backs
Otis Mounds, Cornerbacks | Defensive Passing Game Coordinator
Mike Woodford, Safeties
Hunter Bowden (Offense), **Dylan Evans** (Defense), **Nick Verna** (Defense),
TBA (Offense), Graduate Assistants

PRONUNCIATION GUIDE

Fransohn Bickley	FRAN-shawn
Mykel Traylor-Bennett	Michael
Tra'Von Chapman	TRAY-von
LaVonne Gauthney	La-von Goth-knee
Devon Jones	Da-Vaughn
Travonte Junius	Tra-VON-tay
Rich Kallay	Kay-Lay
John Lako	LAKE-oh
Brian Reinke	RINE-key
Chuck Turfe	TUR-fee



ROSTER BREAKDOWN



Career games/starts in ().
Includes starts at positions other than the one listed.

Returning Offensive Participants – 26

Quarterback (1): Thomas Woodson (29/20).

Running back (4): Warren Ball (2/2), Van Edwards (23/7), Manny Morgan (22/3), Chuck Turfe (1/0).

Offensive Line (8): Trevor Brown (5/1), Undrea Bullard (4/0), Stephen Ericksen (23/13), LaVonne Gauthney (24/14), Jovann Letuli (11/11), Cedric McCoy (8/0), Xavier Quigley (12/1), Kyle Ritz (25/17).

Tight End (5): Avery Cagle (2/0), Brandon Junk (10/1), Michael Kish (11/0), Mykel Traylor-Bennett (30/8), Newman Williams (15/7).

Wide Receiver (8): Fransohn Bickley (23/8), Tra'Von Chapman (12/6), A.J. Coney (24/6), Kevin Gladney (7/0), Anthony Lauro (22/0), Kwadarius Smith (10/1), Austin Wolf (30/12), Anthony Young (12/1).

Lost Offensive Participants– 10

Quarterback (1): Matt Hoyer (1/0).

Running back (1): Denzel Jones (31/0).

Offensive Line (2): Ryan Kortokrax (7/0), Logan Tuley-Tillman (13/12).

Tight End (1): Christian Allen (34-2).

Wide Receiver (5): Tyrell Goodman (40/9), Jerome Lane (37/23), Michael Means (9/0), JoJo Natson (12/11), Darian Williams (1/0).

Returning Defensive Participants– 24

Defensive Line (7): Brock Boxen (17/8), Ibrahima Camara (10/5), Darius Copeland (30/12), Davon'te Jest (9/0), DeonTae Moore (12/3), Brian Reinke (12/0), Brennan Williams (14/1).

Linebacker (8): Youssef Barakat (1/0), Ulysees Gilbert (25/12), Andrew Hauser (31/6), Travonte Junius (11/0), John Lako (12/3), DeMarcus Lloyd (11/0), Josh Ward (12/0).

Secondary (9): Jamal Baggett (8/0), Nathan Bischof (20/0), Kyron Brown (25/1), Alvin Davis (12/7), Mark Ellis (1/0), Shawn Featherstone (12/2), Jordan George (19/5), Zach Guiser (34/21), Mikee Hayes (14/0).

Lost Defensive Participants– 12

Defensive Line (5): Jelani Hamilton (9/0), Jamal Marcus (42/14), Se'Von Pittman (36/34), Christopher Spruill (14/0), Daumantas Venckus (25/7).

Linebacker (1): John Rachal (36/3).

Secondary (6): Larry Hope (24/10), Bryce Jones (12/4), Cory Morrow (46/0), DeAndre Scott (40/34), Zach Sweat (5/0), James Turner (39/2).

Returning Specialists– 7

Kicker (2): Zach Gingerich (3/0), Tom O'Leary (14/0).

Punter (3): Jerry Fitschen (1/0), James Fonseca (1/0), Nick Gasser (12/0).

Long Snapper (1): Michael Buddenberg (37/0).

Holder (1): Kyle Foster (24/0).

Lost Specialists– 0

Kicker (0):

Punter (0):

Returning Starters– 15

Offense (8): RB Van Edwards, LG Stephen Ericksen, C LaVonne Gauthney, RG Kyle Ritz, RT Jovann Letuli, TE Newman Williams, WR Austin Wolf, QB Thomas Woodson.

Defense (7): LB Brian Bell, DT Ibrahima Camara, NT Darius Copeland, LB Ulysees Gilbert, LB Andrew Hauser, S Zach Guiser, S Alvin Davis.

Starters Lost– 7

Offense (3): WR Jerome Lane, WR JoJo Natson, LT Logan Tuley-Tillman.

Defense (4): CB Larry Hope, DE Jamal Marcus/Daumantas Venckus, DE Se'Von Pittman, CB DeAndre Scott.



OFFENSE (Spread)

Quarterback

4	Thomas Woodson (Sr., 6-1, 224)
6	Nick Johns (R-So., 6-3, 225)
10	Robbie Kelley (R-Fr., 6-1, 215)
1	Kato Nelson (R-Fr., 6-1, 205)

Running Back

34	Warren Ball (R-Sr., 6-1, 225)
7	Van Edwards (Jr., 5-9, 210)
9	Manny Morgan (Sr., 5-8, 200)

Tight End/H-Back

35	Newman Williams (Jr., 6-2, 265)
45	Brandon Junk (R-So., 6-2, 240)
12	Darryl Long (R-So., 6-4, 250)

X- Wide Receiver

3	Kwadarrius Smith (R-Jr., 5-9, 165)
15	Nate Stewart (R-Fr., 6-2, 210)
14	Dustin Burkhart (Fr., 6-0, 188)

H- Wide Receiver

5	Tra'Von Chapman (R-Sr., 6-1, 215)
17	Anthony Young (Sr., 6-0, 190)
16	Jaquavis Dixon (So., 6-2, 200)

Y- Wide Receiver

11	A.J. Coney (R-Sr., 5-8, 180)
21	Fransohn Bickley (R-Sr., 5-6, 150)
18	Malik Wooldridge (Fr., 5-9, 168)

Z- Wide Receiver

82	Austin Wolf (Sr., 6-3, 210)
8	Kevin Gladney (R-Sr., 6-1, 210)

Left Tackle

59	Trevor Brown (So., 6-5, 290)
50	Undrea Bullard (Jr., 6-6, 300)
76	Rich Kallay (So., 6-5, 315)

Left Guard

57	Stephen Ericksen (Sr., 6-3, 305)
56	Brandon Council (R-Fr., 6-4, 325)
73	Jonathan Neeley (R-Fr., 6-5, 300)

Center

52	LaVonne Gauthney (Sr., 6-1, 285)
74	Xavier Quigley (R-Sr., 6-1, 290)
68	Andrew Siegman (R-Fr., 6-3, 300)

Right Guard

66	Kyle Ritz (Jr., 6-5, 305)
78	Austin Sample (R-Fr., 6-3, 200)
72	Hunter Corne (Fr., 6-4, 292)

Right Tackle

75	Jovann Letuli (Sr., 6-5, 330)
77	Cedric McCoy (R-Sr., 6-5, 310)
63	Nick Fazio (Jr., 6-3, 300)

DEFENSE (4-3)

Defensive End

56	Deon'Tae Moore (Sr., 6-2, 220)
94	Brian Reinke (Jr., 6-4, 255)
9	Jamal Davis (R-Jr., 6-4, 235)

Defensive Tackle

50	Brock Boxen (Jr., 6-3, 290)
33	DeAndre Brimage (Fr., 6-0, 276)
90	Matt Hanson (Fr., 6-3, 245)

Nose Tackle

91	Ibrahima Camara (Sr., 6-3, 285)
97	Brennan Williams (Jr., 6-1, 285)

Defensive End

8	Darius Copeland (Sr., 6-1, 275)
52	Josh Ward (So., 6-2, 240)
11	Michael Kish (Sr., 6-4, 240)

SAM Linebacker

25	Travonte Junius (Jr., 6-3, 210)
23	Nathan Bischof (Jr., 6-2, 215)
40	John Lako (So., 6-2, 230)

MIKE Linebacker

42	Andrew Hauser (R-Sr., 6-1, 230)
3	DeMarcus Glover (R-Fr., 6-1, 220)
60	Dean Ramicone (So., 6-0, 200)

WILL Linebacker

5	Ulysees Gilbert III (Jr., 6-1, 225)
34	DeMarcus Lloyd (Sr., 6-0, 220)
27	Bubba Arslanian (Fr., 6-1, 210)

Field Cornerback

7	Jordan George (Jr., 6-0, 205)
24	Darian Dailey (R-Jr., 5-11, 180)
13	Denzel Butler (R-So., 5-9, 180)

Free Safety

1	Alvin Davis (So., 5-9, 170)
20	Shawn Featherstone (R-Jr., 6-2, 195)
29	Vince Lockett (So., 5-11, 205)

ROV

32	Zach Guiser (Sr., 6-0, 195)
31	Jamal Baggett (Jr., 5-11, 195)
18	Tyler Gilchrist (R-Fr., 5-10, 195)

Boundary Cornerback

12	Kyron Brown (Jr., 6-1, 190)
22	Mikee Hayes (Sr., 5-9, 180)
6	Jordyn Riley (Fr., 5-10, 180)

SPECIALISTS

Kicker

37	Tom O'Leary (R-Jr., 5-11, 195)
26	Jon Semerene (R-So., 6-0, 210)
39	Zach Gingerich (Sr., 6-3, 200)

Punter

48	Nick Gasser (Jr., 6-0, 175)
47	Jerry Fitschen (So., 6-0, 210)
49	James Fonseca (R-Jr., 5-11, 170)

Long Snapper

88	Michael Buddenberg (Sr., 5-11, 220)
65	Hayden Grover (Jr., 5-11, 190)
61	Peyton Coffman (R-Fr., 5-11, 210)

Holder

41	Kyle Foster (Jr., 6-2, 190)
1	Kato Nelson (R-Fr., 6-1, 205)
6	Nick Johns (R-So., 6-3, 225)

Punt Returner

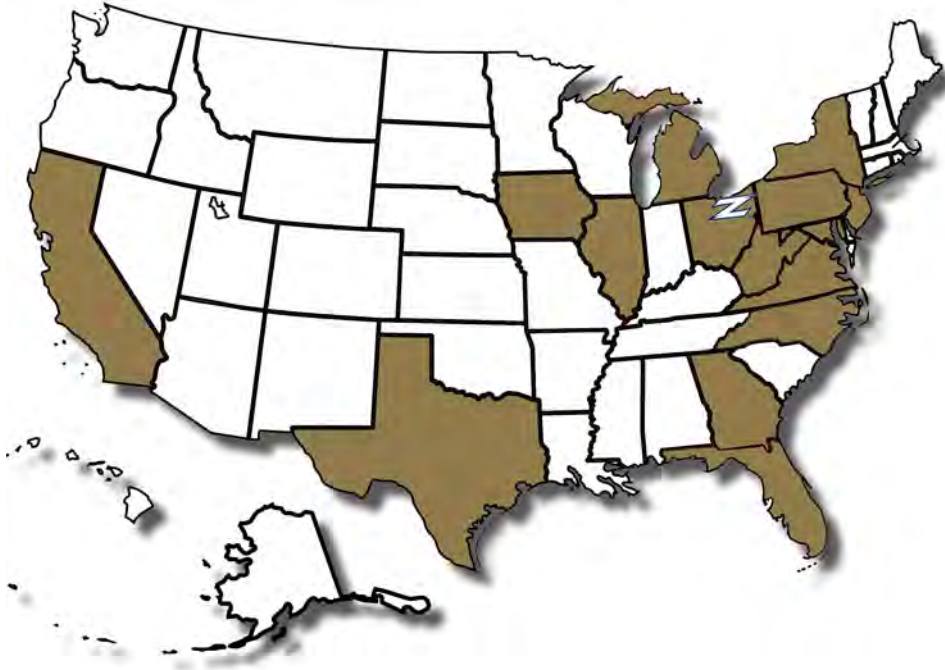
11	A.J. Coney (R-Sr., 5-8, 180)
----	------------------------------

Kickoff Returner

7	Van Edwards, Jr. (Jr., 5-9, 210)
---	----------------------------------



HOMETOWN ROSTER



Player	Hometown	High School
--------	----------	-------------

California (4)

Jerry Fitschen	Orange	Orange Lutheran
James Fonseca	Fontanay	Summit
Jason Grossman	Culver City	Culver City
Jovann Letuli	San Diego	San Diego

Florida (26)

Kyron Brown	Boynton Beach	Boynton Beach
Undrea Bullard	St. Petersburg	Gibbs
Denzel Butler	Fort Lauderdale	Coral Springs Charter
A.J. Coney	Orlando	Oviedo
Darius Copeland	Ft. Myers	Ft. Myers
Hunter Corne	Dunnellon	Dunnellon
Darian Dailey	Bradenton	Manatee
Alvin Davis, Jr.	Fort Lauderdale	Saint Thomas Aquinas
Jaquavis Dixon	Oviedo	Hagerty
Van Edwards	Cape Coral	Island Coast
Ulysees Gilbert III	Ocala	Trinity Catholic
DeMarkus Glover	St. Petersburg	Northside Christian
Matt Hanson	Fort Lauderdale	Western
Mikee Hayes	Ocala	West Port
Brandon Junk	Clearwater	Central Catholic
Rich Kallay	Largo	Central Catholic
Jeffrey Lubin	Hollywood	South Broward
Cedric McCoy	Palatka	Palatka
Manny Morgan	Naples	Naples
Myran Mounds	Fort Lauderdale	Warren Central
Kato Nelson	Hollywood	Flanagan
Jordyn Riley	Citra	North Marion
Deltron Sands	Fort Lauderdale	Saint Thomas Aquinas
Jon Semerene	Weston	Cypress Bay
Kwadarrius Smith	Orlando	First Academy
Josh Ward	Delray Beach	American Heritage

Georgia (4)

Avery Cagle	Gainesville	Riverside MA
Tony Jones	Duluth	Peachtree Ridge
DeMarcus Lloyd	Vienna	Dooly County
Tom O'Leary	Tucker	St. Pius X Catholic

Illinois (1)

Jamal Baggett	Oak Park	River Forest
---------------	----------	--------------

Iowa (1)

Xavier Quigley	Ankeny	Ankeny
----------------	--------	--------

Maryland (1)

Trevor Brown	Clinton	Wise
--------------	---------	------

Michigan (3)

Peyton Coffman	Grand Blanc	Fenton
John Lako	Monroe	St. Mary Catholic
Chuck Turfe	Canton	Canton

New Jersey (1)

Mark Ellis	Williamstown	Williamstown
------------	--------------	--------------

New York (1)

Hayden Grover	Spencer	Spencer-van Etten Central
---------------	---------	---------------------------

North Carolina (1)

Brandon Council	Tar Heel	West Bladen
-----------------	----------	-------------

Ohio (43)

Bubba Arslanian	Aurora	Aurora
Warren Ball	Columbus	St. Francis DeSales
Youssef Barakat	Akron	St. Vincent-St. Mary
Fransohn Bickley	Akron	St. Vincent-St. Mary
Nathan Bischof	Akron	St. Vincent-St. Mary
Kobie Booker	Barberton	Barberton
DeAndre Brimage	Akron	East
Michael Buddenberg	Massillon	Jackson
Dustin Burkhardt	Akron	Coventry
Hugh Cade	Akron	Buchtel
Ibrahima Camara	Reynoldsburg	Reynoldsburg
Tra'Von Chapman	Cincinnati	Kent Roosevelt
Reggie Corner, Jr.	Canton	McKinley
Jamal Davis	Canton	McKinley
Stephen Ericksen	Sherrodsville	Carrollton
Nick Fazio	Streetsboro	Streetsboro
Nick Gasser	Liberty Township	Lakota East
LaVonne Gauthney	Reynoldsburg	Reynoldsburg
Jordan George	Dayton	Archbishop Alter
Tyler Gilchrist	Akron	Hoban
Zach Gingerich	Bellfontaine	Bellfontaine
Kevin Gladney	Akron	Firestone
Andrew Hauser	Mason	William Mason
Devon Jones	Akron	Coventry
Travonte Junius	Akron	St. Vincent-St. Mary
Vince Lockett	Akron	St. Vincent-St. Mary
Darryl Long	Columbus	Westerville South
DeonTae Moore	Akron	Kenmore
Jonathan Neeley	Youngstown	Ursuline
Dean Ramicone	Brunswick	Brunswick
Brian Reinke	Copley	Copley Senior
Kyle Ritz	Willoughby	Willoughby South
Austin Sample	Sylvania	Northview
Justin Sampson	Akron	St. Vincent-St. Mary
Andrew Siegman	Brecksville	Brecksville-Broadview
Jemarulin Suggs	Akron	East
Mykel Traylor-Bennett	Reynoldsburg	Reynoldsburg
Clayton Uecker	Akron	St. Vincent-St. Mary
Brennan Williams	Akron	Firestone
Newman Williams	Akron	St. Vincent-St. Mary
Austin Wolf	Lebanon	Lebanon
Malik Wooldridge	Akron	St. Vincent-St. Mary
Anthony Young	Medina	Lakewood St. Edward

Pennsylvania (6)

Brock Boxen	New Galilee	Beaver Falls
Shawn Featherstone	Pittsburgh	Penn Hills
Zach Guiser	Fayette City	Greensburg Central Catholic
Michael Kish	Pittsburgh	Brentwood
Nate Stewart	Bethlehem	Pius X
Thomas Woodson	Monroeville	Gateway Senior

Texas (1)

Alex Ramart	Richmond	Foster
-------------	----------	--------

Virginia (1)

Nick Johns	Leesburg	Gonzaga
------------	----------	---------

West Virginia (1)

Kyle Foster	Parkersburg	Parkersburg
-------------	-------------	-------------

CRYSTAL CLINIC WAGON WHEEL CHALLENGE

On Aug. 24, 2011, the athletics departments at The University of Akron and Kent State University today announced participation in a new competition, celebrating an intercollegiate athletics rivalry dating back more than a half-century between the two schools. On Sept. 27, 2016, Crystal Clinic Orthopaedic Center became the title sponsor for the 14-sport rival series which is now be called "The Crystal Clinic Orthopaedic Center Wagon Wheel Challenge."

The Crystal Clinic Orthopaedic Center Wagon Wheel Challenge is based on a time-honored competition for an historic wooden wagon wheel trophy awarded originally in 1945 to the winner of the annual Akron-Kent State football game. Since the 2011-12 academic year, the rivalry was broadened to include 14 NCAA varsity sports, with victories in each sport adding one point to the challenge standings.

Fans can learn more about the rivalry and follow the results and standings via www.WagonWheelChallenge.com.

"Sponsoring the Wagon Wheel Challenge with the University of Akron and Kent State University is a great honor," said Ronald Suntken, EdD, FACMPE, president and CEO of the Crystal Clinic Orthopaedic Center. "We are excited to be a part of this traditional rivalry for the next five years."

In keeping with tradition, the annual winner of the football contest will gain possession of the historic wooden Wagon Wheel trophy, while the school that accumulates the most total points in all varsity match-ups for that academic year will receive an overall series trophy.

"We are excited to join the Crystal Clinic and Kent State in our promotion of the Wagon Wheel Challenge once again," said Larry Williams, Akron Director of Athletics. "We are grateful to Dr. Ray Acus and Dr. Tim Myer, and all of the doctors at the Crystal Clinic who have taken great care of our student-athletes over the years. We are proud to support this historic tradition with our rivals at Kent State."

According to legend, the "Wagon Wheel" trophy traces its beginnings to the spring of 1870 when Akron industrialist John R. Buchtel set out for the town of Kent in search of a site to establish a college. In the muddy Ohio fields,



YEAR-BY-YEAR RESULTS

2016-17	Akron 7.5, Kent State 6.5
2015-16	Akron 7.5, Kent State 6.5
2014-15	Kent State 8.0, Akron 7.0
2013-14	Kent State 8.5, Akron 6.5
2012-13	Kent State 8.0, Akron 7.0
2011-12	Kent State 9.0, Akron 6.0

however, his wagon became bogged down in the area where Kent State University is currently located. When horses pulled the wagon, a wheel came loose and became buried until it was discovered in 1902 during the construction of a pipeline along the Western Reserve Trail.

The wheel eventually fell into the possession of Dr. Raymond Manchester, who as the Kent State Dean of Men in 1945, suggested the local historic artifact be offered as the trophy to the winner of the annual Akron-Kent State football game.

"We are proud to partner with Crystal Clinic and the University of Akron to extend the Wagon Wheel Challenge," said Joel Nielsen, Kent State Director of Athletics. "The doctors at Crystal Clinic have been assisting our student-athletes for years; they are a great fit as the title sponsor for a rivalry series that incorporates 14 sports."

IMG College, the sponsorship and multi-media rights holder for both Akron and Kent State athletics, negotiated The Crystal Clinic Orthopaedic Center Wagon Wheel Challenge.

Crystal Clinic Orthopaedic Center Wagon Wheel Challenge Rules & Qualifying Sports

- Each of the 14 sports will be worth one (1) point. For a school to be the winner of The Crystal Clinic Orthopaedic Center Wagon Wheel Challenge, it must accumulate at least seven-and-a-half (7.5) points.

- The point is awarded to the team that wins the season series in the head-to-head competition.

- If the teams play head-to-head once in a given season (e.g. football), then the school that wins will receive the point.

- All regular-season games count toward the season series tally (including if non-conference games are played) with the school that wins more games (e.g., winning two of three in softball) receiving the point. If teams split the regular season match-ups (e.g., in basketball), then each team receives a one-half (½) point for that sport.

- For men's and women's cross country, golf and indoor/outdoor track and field, one point is awarded to whichever school finishes higher in the MAC Championship for each of those sports. (For these sports, no other competitions – in-season or post-season – will count toward the series).

- MAC and/or NCAA Tournament games can count toward determining the season series winner (e.g., the schools split the two regular season meetings in basketball and then meet in the MAC Tournament, whichever school wins that game is awarded the point).

- In the event of a 14-sports season tie, the school that won the trophy the previous year will retain possession.

2016-17 Results

For the second consecutive year, Akron won the Crystal Clinic Orthopaedic Center Wagon Wheel Challenge, claiming a 7.5 to 6.5 victory over Kent State. Akron's football team started the scoring for the Zips on Oct. 1 with a 31-27 victory at Dix Stadium. The football squad earned one point for the win, and women's volleyball added a half point to the cause on Oct. 28. The men's and women's cross country teams each added a point at the MAC Championship meet on Oct. 29 to round out the fall scoring.

The intense Akron-Kent State rivalry came down to the final Mid-American Conference Championship weekend as the Zips men's and women's outdoor track and field teams claimed the final two points for the Wagon Wheel title win.

In addition, it was the seventh outdoor MAC track and field championship for both the men and the women, but first time in program history in which the Zips have swept the men's and women's team championships during both the indoor and outdoor campaigns, earning four points towards the rivalry challenge.

Kent State earned points for volleyball (0.5), women's soccer (1.0), women's basketball (1.0), men's basketball (1.0), softball (1.0), women's golf (1.0), and men's golf (1.0).



JOHN HEISMAN

Story reprinted with permission from Akron Magazine

The story goes that Buchtel College's quarterback, 6-foot-4 inch Harry Clark, had trouble bending low enough to pick up the football when the center snapped it to him.

Squirted it to him was more like it.

At that point in football history, 1893, the center transferred the ball to the quarterback by putting one hand over the front of the ball and pressing down on the back with his other hand. When he released the front hand, the ball would flip up and back in the general direction of the backfield.

It was an awkward maneuver, to say the least, and resulted in many fumbles.

Buchtel's coach had a better idea. Why not have the center simply pitch the ball back through his legs? Shotgun-style, we'd call it today.

It worked.

Clark saved his back, and Buchtel cut down on its fumbles. No one objected, and by the end of the season all colleges were using the new center snap.

So how did Heisman end up in Akron?

After the 1892 season, the students again besieged the Reverend Orello Cone, Buchtel's president since 1880, pleading with him to convince the Board of Trustees to hire someone to coach the college's club teams. Cone pushed the measure through.

The students' first choice was Heisman, and they moved quickly to get him. The young coach was invited to campus in January, and after inspecting the facilities he spelled out the terms under which he would render his services. At a meeting of the trustees' executive committee on Jan. 28, 1893, the committee agreed to extend Heisman a one-year contract as "gymnasium director" and "special teacher of gymnastics in baseball and football." The board not only agreed to pay Heisman \$900, but to build a long-sought baseball cage – provided the students raised \$300 toward Heisman's salary and paid off the remaining salary of the previous gym director. The weekly student newspaper, *The Buchtelite*,



ran the headline "HEISMAN! HEISMAN! Rah! Rah! Rah!"

Alas, John W. Heisman's association with Buchtel wasn't a long or especially satisfying one for him – the faculty and trustees got together and legislated his job out of existence. But it did have its moments. In 1894, when he technically wasn't even working for the college, Heisman engineered a 12-6 win over Ohio State. He played quarterback in the game to boot.

After retiring from coaching, Heisman served as the New York City Downtown Athletic Club's first athletic director, starting in 1930. The club awarded its first trophy to the nation's top college football player in 1935 and renamed the trophy in memory of Heisman when he died a year later at age 66.

THE WAGON WHEEL

According to legend, the "Wagon Wheel" came into being in the spring of 1870 when John R. Buchtel, an Akron industrialist, at the insistence of Rev. Andrew Willson of the Kent Universalist Church, set out for Kent in search of a site for a proposed college. However, his wagon became bogged down in the mud where Kent State University is currently located, the horses broke away and left bits and pieces of the carriage scattered, including one of the wheels, which remained wedged in the mud.

Buchtel eventually found his way back to Akron, where he settled on a site for Buchtel College, the forerunner of the present University of Akron.

During construction of a pipeline along the Western Reserve Trail in 1902, the wheel was discovered and eventually became the property of Dr. Raymond Manchester, who in 1945 as the Kent State Dean of Men, suggested the wheel be set up as an award to the winner of the annual Akron-Kent State football game.


Manchester had the wheel painted blue and gold, the school colors of both schools, and it has been a prized trophy ever since. Each spoke bears a plaque verifying the score of each game.

In 1946, Kent State defeated the Zips, 13-6, to capture the Wagon Wheel Trophy. After a KSU win in 1954, the series between the two schools went into hibernation. Not until Sept. 9, 1972, was the series revived. In that game, played at the Rubber Bowl, 25,131 saw UA grab a 13-0 lead, but KSU battled back to score 13 fourth-quarter points, and the contest ended in a tie. Akron was then awarded custodial rights for a two-year period for its first possession of the prized trophy since its inception.




The Zips are 21-23-1 since the introduction of the Wagon Wheel Trophy. In 2011, the Wagon Wheel was the inspiration behind the creation of the Crystal Clinic Wagon Wheel Challenge. The Wagon Wheel Challenge broadened the Akron-Kent State rivalry to include all 14 NCAA varsity sports that are sponsored by both programs (see page 15 for more information on the Crystal Clinic Wagon Wheel Challenge).

RING OF HONOR



◆ **Chris Angeloff**
[1974-75]




◆ **Jim Dennison**
[1973-86]



◆ **Charlie Frye**
[2001-04]



◆ **Gordon Larson**
[1961-72]



◆ **Jason Taylor**
[1993-96]

UA MAKES FIRST DIVISION I-A JUMP

In 1987, the stage was set. It had been 20 months since Dec. 18, 1985 when, amid a crush of national media interest, Gerry Faust was introduced as Akron's new head football coach. The University of Akron was anxious to make the move to I-A football from I-AA. The Zips would become the first team since the NCAA created I-AA in 1978 to move up to the I-A level. The transition, however, was not an easy one.

The great debate was, should Akron, coming off a Division I-AA playoff season, leave the Ohio Valley Conference for the greener pastures of I-A?

With a bid to join the Mid-American Conference having already been rejected, Akron would have to compete as an independent in all sports – without a conference to call home.

On the upside, Akron was feeling growing pains and had already tasted success at the next level with wins over such I-A schools as Kent State and Eastern Michigan. Still, much work had to be done before the NCAA would consider the Zips' application.

Akron had to meet several criteria expected of all Division I-A schools. The Zips already met the criteria of having a stadium which seated 30,000 and sponsoring at least eight men's sports and seven women's sports. Where UA was lacking was in the attendance department. Division I-A school were required to average 17,000 paid attendance per game in a season or 20,000 once every four years. With a late-season ticket drive in 1985, the Zips boosted their per game average to 18,137.

Next, Akron had to revamp its schedule so that at least 60 percent of its opponents were I-A schools. With new coach Gerry Faust on board, the Zips scheduled games against Western Michigan, Kent State, Eastern Michigan, Temple, Oregon State, Louisville and Northern Illinois for the fall of 1987. The Zips also realized that the move up would come at a price. The athletics department saw its budget increase from \$1.5 million in 1982-83, to \$4.26 million for the 1987-88 school year.

On June 23, 1987, Akron's application was approved on a three-year basis.

RING OF HONOR

On Oct. 11, 2003 when the Zips hosted Cal Poly, The University of Akron held its inaugural induction of former players and teams into the Ring of Honor. Former head coach Jim Dennison, former player Chris Angeloff and two of the most successful squads in school history, the 1968 team and 1976 team squads, were honored.

Since then, NFL great Jason Taylor (2004) and former head coach Gordon Larson (2005) have been inducted.

On Black FryeDay 2015, former Zips' quarterback Charlie Frye became the seventh inductee overall and third player to be inducted into the Ring of Honor.


Jim Dennison, the all-time winningest coach (by victories with 80) in UA history, was in charge of the Zips from 1973 to 1985 and led them to the finals of the 1976 NCAA Division II playoffs where they fell to Montana State, 24-13, in the Pioneer Bowl. He was the 1976 Kodak National Coach of the Year, the first coach to lead the Zips to a 10-win season, and 80-62-2 all-time at Akron.

A standout player under Dennison, **Chris Angeloff** died tragically from cardiac arrest during the Sept. 6, 1975 season opener versus Marshall. He was a two-time letterman at tight end and, as a sophomore, caught seven passes for 106 yards and two touchdowns. Angeloff's number 89 was retired in his honor and his memory lives on with the Chris Angeloff Scholarship.

The 1968 team, coached by Larson, played in Akron's first-ever bowl game, the Grantland Rice Bowl. That squad, led by All-Americans Don Zwisler (QB) and Dan Ruff (WR), went 7-3-1 and eventually lost to a Terry Bradshaw-led Louisiana Tech squad, 33-13, in the bowl game.

The 1976 team, coached by Dennison and featured first-team All-Americans Mark Van Horn and Steve Cockerham, went 10-3 and played for the NCAA Division II championship, where they fell to Montana State. In reaching that championship game, Akron defeated UNLV, 27-6, in the first round and Northern Michigan, 29-26, in the second game, called the Knute Rockne Bowl.

In 2004, **Jason Taylor** was added to the Ring of Honor when the Zips hosted, and defeated in dramatic fashion, Marshall on Nov. 5 in an ESPN2 telecast. Taylor was a first-team All-Mid-American Conference honoree for the Zips in 1996 before becoming a third-round draft pick of the Miami Dolphins in 1997. Taylor still holds the Akron records



Gerry Faust helped to take the Akron football program to the next level, coaching the school's first-ever NCAA I-A team to a 4-7 record in 1987.



UA MAKES FIRST DIVISION I-A JUMP

In 1987, the stage was set. It had been 20 months since Dec. 18, 1985 when, amid a crush of national media interest, Gerry Faust was introduced as Akron's new head football coach. The University of Akron was anxious to make the move to I-A football from I-AA. The Zips would become the first team since the NCAA created I-AA in 1978 to move up to the I-A level. The transition, however, was not an easy one.

The great debate was, should Akron, coming off a Division I-AA playoff season, leave the Ohio Valley Conference for the greener pastures of I-A?

With a bid to join the Mid-American Conference having already been rejected, Akron would have to compete as an independent in all sports - without a conference to call home.

On the upside, Akron was feeling growing pains and had already tasted success at the next level with wins over such I-A schools as Kent State and Eastern Michigan. Still, much work had to be done before the NCAA would consider the Zips' application.

Akron had to meet several criteria expected of all Division I-A schools. The Zips already met the criteria of having a stadium which seated 30,000 and sponsoring at least eight men's sports and seven women's sports. Where UA was lacking was in the attendance department. Division I-A school were required to average 17,000 paid attendance per game in a season or 20,000 once every four years. With a late-season ticket drive in 1985, the Zips boosted their per game average to 18,137.

Next, Akron had to revamp its schedule so that at least 60 percent of its opponents were I-A schools. With new coach Gerry Faust on board, the Zips scheduled games against Western Michigan, Kent State, Eastern Michigan, Temple, Oregon State, Louisville and Northern Illinois for the fall of 1987. The Zips also realized that the move up would come at a price. The athletics department saw its budget increase from \$1.5 million in 1982-83, to \$4.26 million for the 1987-88 school year.

On June 23, 1987, Akron's application was approved on a three-year basis.

#89



CHRIS ANGELOFF

- ◆ 6-4 • 220
- ◆ Jr. • Tight End
- ◆ Berea, Ohio
- ◆ 1955-1975

THE CHRIS ANGELOFF SCHOLARSHIP

The Chris Angeloff Scholarship was established in memory of Chris Angeloff, a junior starting tight end, who collapsed and died of cardiac arrest during UA's 20-8 victory over Marshall in the Acme-Zip Game on Sept. 6, 1975.

His teammates voted to retire his jersey, the first such tribute paid to a UA football player.

Angeloff, 20, was leaving the field on a possession exchange midway through the second period, got to the sidelines and collapsed. As many as seven doctors tried to revive him.

A native of Erie, Pa., Angeloff had become a starter as a sophomore. An accounting major, he carried a 3.20 GPA. He was the son of Carl and Mary Angeloff.

At the request of the family, income from the endowed fund is applied to athletic scholarships. Funds are derived from contributed memorials.

AKRON'S FIRST BOWL

Gordon Larson's Zips and Louisiana Tech met up for the College Division Mid-east Region Championship in the 1968 Grantland Rice Bowl in Murfreesboro, Tenn. It was the first bowl appearance for both teams.



AKRON HAS NCAA FIRST IN '76 BOWL

The first overtime game in the history of the NCAA playoffs occurred at Akron's Rubber Bowl when the Zips met Northern Michigan in the second round of the Division II playoffs, a game called the Knute Rockne Bowl on Dec. 4, 1976.



AKRON'S FIRST I-A BOWL

After winning its first Mid-American Conference Championship, a dramatic 31-30 win over Northern Illinois on Dec. 1, 2005, The University of Akron earned a berth to its first bowl as an NCAA Division I-A member.

The Zips, who won that MAC title game at Detroit's Ford Field, returned to the venue 25 days later (Dec. 26) for the Motor City Bowl to face the Memphis Tigers, a team that featured one of the nation's top running backs, DeAngelo Williams.



AKRON'S FIRST FBS BOWL WIN

After a 10-year drought, the Akron Zips returned to bowl play, under head coach Terry Bowden, and registered the first Division I Football Bowl Subdivision (FBS) victory in school history with a 23-21 win over Utah State in the Famous Idaho Potato Bowl in Boise on Dec. 22, 2015.



Full postseason/bowl recaps and stats are located in the bowl section (pp. 167-184).



Opened in 1940, The University of Akron's Rubber Bowl was the largest (tied) football stadium in the Mid-American Conference, and was the second largest collegiate stadium in the state of Ohio. With a final-year capacity at 31,000 in 2008, The Bowl was runnerup to Ohio State's Ohio Stadium which packs in 101,568.

As far as MAC stadiums go, the Rubber Bowl was tied with UB Stadium (Buffalo) as the largest in terms of seating capacity.

The Zips' horseshoe-shaped home was a gathering spot for Northeast Ohio football fans and event goers for 66 years. In 1999, UA football fan No. 3,000,000 passed through the Rubber Bowl turnstiles, marking six decades of Zips gridiron action at The Bowl.

The site of 324 UA football contests, 19 preseason Cleveland Browns' games, a regular-season NFL game in 1952, over 1,500 high school games (including dozens of OHSAA playoff games), as well as many soccer matches and scores of concerts and shows, the Rubber Bowl has stood the test of time.

In 1940, the UA football team abandoned well-worn Buchtel Field to play at the municipally owned Rubber Bowl.

The Bowl began to develop under the plans of B.E. "Shorty" Fulton in 1933. With the help of the Civil Works Authority, Fulton had 180,000 cubic yards of dirt carved out of the side of the hill neighboring Akron Municipal Airport. Fulton, the airport manager, turned the site into a recreation area.

Then in 1939, civic-minded citizens, headed by C.W. Seiberling and James Schlemmer, sports editor of the Akron Beacon Journal, raised \$30,000 to help construct the stadium on the site. The amount was raised by subscribing \$1 from 30,000 Akronites. A federal grant of \$516,000 was obtained and construction began. The stadium was dedicated before 37,000 people on Aug. 10, 1940.

Akron opened its playing history in the Rubber Bowl on Oct. 5, 1940, against Western Reserve, before 17,472 spectators. Although the Zips lost 6-0, the Rubber Bowl has since been an excellent home field, as evidenced by UA's overall mark of 190-119-10 (61 percent).

In June 1971, the University accepted the title to the Rubber Bowl, paying \$1 for the facility, from the City of Akron and began a program of refurbishing the stadium. University trustees authorized \$175,000 for improvements. First priority went to a lighting system which increased illumination of the field by more than five times.

The most striking improvement took place in the summer of 1973. Spearheaded by a gift of \$200,000 from Elza E. Hopkins and Clarkins Stores, and a community wide fund-raising drive directed by the Touchdown Club that provided more than \$160,000, the University was able to install an all-weather artificial surface. Installation of AstroTurf got UA and area high school football teams "out of the mud."

That same year, the Cleveland Browns' played their 19th (and last) preseason football game at The Bowl. The New York Giants defeated the

Browns, 21-10, in front of 30,751 spectators. The Cleveland franchise had a 14-5 mark at The Bowl and attracted more than one-half million fans.

In 1983, after 10 years, a new carpet was installed at a cost of more than \$500,000. The funds to pay for the repairs and installation came from a UA bond issue. In 1991, more than \$100,000 was contributed by the Coca Cola Bottling Company of Ohio, Summa Health Systems, National City Bank of Ohio and the Varsity "A" Association to purchase a new scoreboard.

Prior to the start of the '94 season, the University Board of Trustees authorized funds of about \$750,000 to fix the facility's drainage system and apply new artificial turf to the floor of the Zips' football home. The stadium also got a complete paint job and the seats were refurbished.

A new AstroPlay surface was installed prior to the 2003 season.

The final game in the Rubber Bowl was a classic. Akron and Buffalo, co-MAC East leaders at the time, battled to four overtimes before the Bulls pulled out a 43-30 victory before a national ESPN-U television audience. Dennis Kennedy ran for 142 yards with three touchdowns and caught five passes for 121 yards, while Chris Jacquemain passed for 295 yards and two scores.

In the 324 University of Akron football games played in the Rubber Bowl, the Zips posted a 191-123-10 record.

RUBBER BOWL TIMELINE

- **First UA Football Game:** Oct. 4, 1940 – Akron 0 Western Reserve 6; 17,472 spectators in attendance.
- **First UA Win in the Bowl:** Nov. 9, 1940 – UA defeated arch-rival Kent State, 23-7.
- **First Acme-Zip Game:** Sept. 25, 1954 – UA dropped the contest to Wittenberg, 12-7, before 21,269 fans-the most to ever attend a UA football game to date.
- **25th UA Win in the Bowl:** Oct. 10, 1957 – UA shutout Ohio Wesleyan, 20-0.
- **First Sellout Game:** Sept. 30, 1961 – A record-breaking mark of 35,061 saw UA shut out Denison, 28-0. Prior to the game, the Zip soccer team upset defending NCAA National Champion St. Louis, 3-2.
- **50th Win in the Bowl:** Sept. 17, 1966 – the Zip gridders defeated Northern Michigan, 18-10.
- **Kicking Field Goals Wins Game:** Oct. 22, 1966 – Junior offensive guard Dave Kosoy kicked three field goals and broke a 42-year old UA record in a, 9-6, win over Baldwin Wallace. His winning 37 yard kick came with only a minute left in the Homecoming contest.
- **Zips Leave Ohio Conference with Win:** Nov. 9, 1968 – Akron bid farewell to Ohio Conference opposition by disposing of its champion, Baldwin Wallace, 59-19. BW had a 7-0 record coming into the Rubber Bowl. The 59 points was a modern era record (since 1900) and helped propel UA to its first post-season bowl game – the Grantland Rice Bowl.
- **Big Win Propels UA To Great Season:** Sept. 20, 1969 – While on the way to matching UA's best record ever, a 9-1 mark, breaking 32 UA records and finishing with the football team's highest national ranking ever – third in the AP college division poll – the Zips upset favored Tampa, 40-0, before an Acme-Zip Game crowd of 42,869. Little All-American halfback Jack Beidleman scored four TDs to lead the UA attack.
- **1971 Team Produces Two Last-Minute Victories:** Sept. 25, 1971 – With 39 seconds remaining, Little All-American defensive halfback Mike Hatch was spectacular in returning a punt 74 yards before tossing an over-the-head lateral, while being tackled, to Pat Coughenour for the final yard of the winning TD over Western Illinois, 14-7. One week later (Oct. 2), with only 24 seconds remaining, quarterback Mic Hutton directed the Zips from their own 33 yard line to the Ball State 21, where kicking specialist, Tom Budziszewski, booted a 38-yard field goal as time expired for a 10-7 victory.
- **75th UA Win in the Bowl:** Oct. 17, 1972 – A shutout of Northern Michigan, 49-0.
- **UA's Winningest Coach Gets First Win/Bowl Gets Articial Turf:** Sept. 15, 1973, head coach Jim Dennison, who would go on to compile an 80-62-2 record, directed UA to his first collegiate win, 51-19, over Butler before 37,384 fans.

- That crowd was also thrilled earlier as they watched aerialist Karl Wallenda cross a 600 foot wire, 75 feet above the new artificial turf, which included a head stand in the middle.
- **UA's Saddest Day:** Sept. 6, 1975 – In Akron's 75th season of football, 20-year old junior starting tight end Chris Angeloff, collapsed and died of a cardiac arrest during its 20-8 victory over Marshall. Angeloff's jersey number, 89, was retired, the first such tribute paid to a UA football player.
 - **100th UA Win in the Bowl:** Nov. 18, 1978 – Akron, led by freshman tailback Terry Cameron, who ran for a record-breaking five TDs, defeated Northern Iowa, 39-28.
 - **Another Nail Biter:** Oct. 18, 1975 – Jim Dennison said, "This had to be the greatest victory for any team that I've been associated with." With 1:28 left in this game with Temple, UA held a 17-16 lead and the Owls were facing a second-and-28-yard situation at their own eight yard line. However, two pass plays later – the last for a 56-yard TD – appeared to give Temple its win. Undaunted, the Zips started at their own 22 with 54 seconds remaining. Quarterback Tom Kot hit split end Glenn Evans with a 16-yard sideline pass and then one for 38. Two incomplete passes later, Kot found Evans open over the middle and he broke one tackle on his way to the tying score with 18 seconds left. Jim Embick added the extra point for the 24-23 win.
 - **Highest Point As A NCAA II Member:** On back-to-back weekends, UA captured it's first NCAA playoff victory by downing UNLV, 27-6, on Nov. 27, 1976, and in the ABC nationally televised Knute Rockne Bowl, a very cold and windy Dec. 4, the Zips defeated the defending national champions, Northern Michigan, 29-26, in the first overtime game in NCAA playoff history. A Hollywood script writer couldn't have written it any better for, arguably, the most exciting game the Zips ever played in the Rubber Bowl. UA had to overcome four turnovers, stared defeat in the face and, with one second remaining, Jim Embick booted a 35-yard field goal to deadlock the contest, 23-all. In overtime, after a Wildcat field goal, quarterback Marty Bezbatchenko sneaked one yard into the end zone on UA's fourth play for Akron's 10th win – the most ever in the school's football history. Jim Dennison, due to UA's accomplishments, became the only UA football coach to ever be voted Ohio Coach of the Year and National College Coach of the Year.
 - **Rival Revival:** Sept. 6, 1979 – a blocked punt by defensive back Mark Padrutt that led to a 25-yard field goal by Andy Graham gave UA the margin it needed to defeat arch rival Kent State, 15-13, for the first time in 38 years.
 - **OVC Highlight:** Nov. 5, 1983 – On the way to a second place finish in the Ohio Valley Conference and an excellent 8-4 season, UA rolled over long-time rival and a fellow OVC member Youngstown State, 49-21, behind the running of record-breaking senior tailback James Black. Black, who was later voted the OVC Offensive Player of the Year, broke a 17-year old rushing mark with 246 yards on 40 carries.

- **The Faust Era Begins:** Sept. 6, 1986 – Head Coach Gerry Faust, in his first game with UA, directed the Zips to a 35-0 victory over Salem. On Oct. 16, 1986, the Zips made their first appearance on ESPN, a 24-13 win over Murray State.
- **MAC Champion Defeated:** Sept. 19, 1987 – The Zip defense keyed the victory over eventual Mid-American Conference Champions and California Bowl victor, Eastern Michigan, 17-16. With 1:58 to play the UA defense stopped EMU's two-point conversion try and in the final play of the game, middle guard Pierce Joiner blocked a 52-yard field goal attempt.
- **The Most Points by Two Teams:** Nov. 24, 2001 – In the 2001 season finale, Akron and Eastern Michigan battled to a triple overtime thriller with the Zips claiming a 65-62 victory. The 127 points between the schools is the most scored by two teams in Rubber Bowl history and the most points scored in MAC history. Also, the 65 points set the new standard for most points in a game – a feat the Zips would tie on Sept. 20, 2003 in a 65-7 win over Howard.
- **The Marshall Win:** Nov. 2, 2002 – Known more for the visual of seeing Marshall's linemen carrying Byron Leftwich down the field, Akron was the team that came out the victor as Charlie Frye threw for one TD and ran for another as the Zips upset No. 25 Marshall, 34-20.
- **The Marshall Win II:** Nov. 5, 2004 – In J.D. Brookhart's first season, Jason Swiger hit a 34-yard field goal as time expired to give the Zips a 31-28 victory over the Thundering Herd. The Zips trailed 28-7 in the third quarter and scored 24 unanswered points, including a TD with 48 seconds left and getting the on-side kick to set up the win.
- **The Snow Bowl:** Nov. 24, 2005 – Played in blizzard conditions, Akron crushed arch-rival Kent State, 35-3, to win the MAC East Championship and eventually the program's first overall MAC title.
- **The Last Wagon Wheel Game in the Bowl:** Sept. 22, 2007 – Akron scored 17 fourth-quarter points to claim a 27-20 victory over Kent State in the last Wagon Wheel game played at the Rubber Bowl. Reggie Corner had a key interception to set up UA's go-ahead touchdown and Davanzo Tate intercepted a pass in the endzone as time expired to preserve the win.
- **The Last Game in the Rubber Bowl:** Nov. 13, 2008 – An ESPN telecast allows the nation to see the final game and see co-MAC East leaders Akron and Buffalo battle for supremacy. The Bulls pulled out a 43-40 four-overtime win.

OTHER MEMORIES

- **The NFL Visits:** Nov. 27, 1952 – A regular-season NFL game was played at the Rubber Bowl as legendary coach George Halas led his Chicago Bears in a game versus the Dallas Texans. The Texans upset the Bears, 27-23, in what was the only win in the franchise's history. The Cleveland Browns also played 19 preseason games at the Rubber Bowl, going 14-5 in the facility.
- **Red Saves UA Football:** 1953 – With the program floundering and near extinction, athletics director since 1948, Kenneth "Red" Cochrane took over the Zips' program in 1952. The following year, Akron won six games, its most since 1938.
- **Actual Firsts for Turf:** While Akron's first game on artificial turf was Sept. 15, 1973, there were two events prior. St. Vincent-St. Mary and Garfield High School played the first game on the new surface on Sept. 7. The following day, the Browns hosted the Giants in an exhibition game.
- **Other Events:** The Rubber Bowl has hosted car races and concerts, most notably the Rolling Stones and Jefferson Airplane. Also, the Rubber Bowl has been the home of numerous Akron high school games as part of the annual City Series.





INFOCISION STADIUM - SUMMA FIELD



INFOCISION STADIUM SUMMA FIELD TIMELINE

- **August 1, 2007:** The University of Akron's Board of Trustees approved the financing and construction plans for such a facility. Shortly after UA president Dr. Luis Proenza and other dignitaries held a press conference to celebrate the news.
- **January 25, 2008:** Construction officially began as old UA dorms were torn down, and city streets were allowed to be closed.
- **February 18, 2008:** After the demolition came the start of the excavation process.
- **April 4, 2008:** The mood on The University of Akron campus was festive at the ceremonial ground-breaking.
- **October 21, 2008:** One of the last formal ceremonies in the history of the facility as University officials celebrated the "Topping Off Ceremony" indicating the top-most beam was placed on the top of the press tower.
- **Sept. 12, 2009:** First game was a 41-0 Akron victory over Morgan State.

INFOCISION STADIUM SUMMA FIELD FACTS:

- Opened: September 12, 2009 - Akron 41, Morgan State 0
- Capacity of 30,000, official sellout is 27,881
- Club Seats: 522 (individual, partially-covered chairback seats).
- Loge Seats: 152 (open-air, but covered - 38 boxes, four seats per box).
- Suites: Total of 17 - 16 private suites with 16 seats per suite; one 52-seat "Presidential Suite" for the University.
- Three elevators with an additional service elevator.

- State-of-the-art video board with scoreboard and dynamic sound system. Also there are ribbon boards to compliment the main video board on the east side fascia.
- Number of Rest Rooms: 21 (heated, ADA compliant, baby-changing stations) - 11 on the west side and 10 on the east side.
- Number of Full-Service Concession Locations: 10 - 5 on each side with a food court area.
- Number of Merchandise Locations: 2 - Full Team Shop on the west side and one merchandise location on the east side.
- Number of Ticket/Will Call Locations: 3 - Full Ticket Office and auxiliary location on the west; 1 auxiliary location on the east.
- Cost of construction for football stadium complex and endzone facility was \$61.6 million.

Press Tower Levels:

- Level 1: Concourse (rest rooms, concessions, souvenirs, tickets) and House of LaRose Lobby (elevator entrance).
- Levels 2-4: up to 80,000 square feet of academic space to be used six days a week by the University and Athletics. Levels 3 and 4 have already been programmed for the Sport Science and Wellness Education Department, which began conducting classes in January 2010.
- Level 5: FirstMerit Foundation Club Level - Lobby/Hospitality Area for Loge Seats and Club Seats (also available to the general public for meetings, receptions, etc.).
- Level 6: Suites.
- Level 7: Press Level.

NORTH ENDZONE FACILITY

- First Floor (Field Level): FOOTBALL GAME DAY FACILITIES - team meeting/locker room for both the Zips and high schools, coaches meeting/locker room, press room, and rest room/shower area. SPORTS MEDICINE OPERATIONS - treatment/taping area, rehabilitation area, hydrotherapy room, examination/X-ray room, two offices and storage.
- Second Floor: Locker rooms and team lounges for Akron's men's soccer, women's soccer, and softball teams. Also houses a full-service laundry facility for those programs.

INFOCISION STADIUM — SUMMA FIELD

Akron's Record:	16-26
First Full Season:	2009
Full Seasons:	8
First Game:	Sept. 12, 2009
	Akron 41, Morgan State 0
First Night Game:	Nov. 13, 2009
	Temple 56, Akron 17
Longest Akron Win Streak:	Two games
	2013, 2014, 2015
Unbeaten Seasons:	-
Best Season:	4-2 in 2014
Capacity:	30,000
Largest Crowd:	27,881
	W, 41-0 vs. Morgan State
	Sept. 12, 2009

RECORDS & ATTENDANCE

Season	#	Record	Total	Avg.
2009	6	3-3	104,293	17,382
2010	6	1-5	61,108	10,185
2011	6	1-5	94,405	15,734
2012	6	1-5	55,652	9,275
2013	6	3-3	107,101	17,850
2014	6	4-2	55,019	9,170
2015	6	3-3	108,098	18,098
2016	6	2-4	62,021	10,336
TOTALS (8 seasons)				
	48	18-30	648,187	13,503

TOP 15

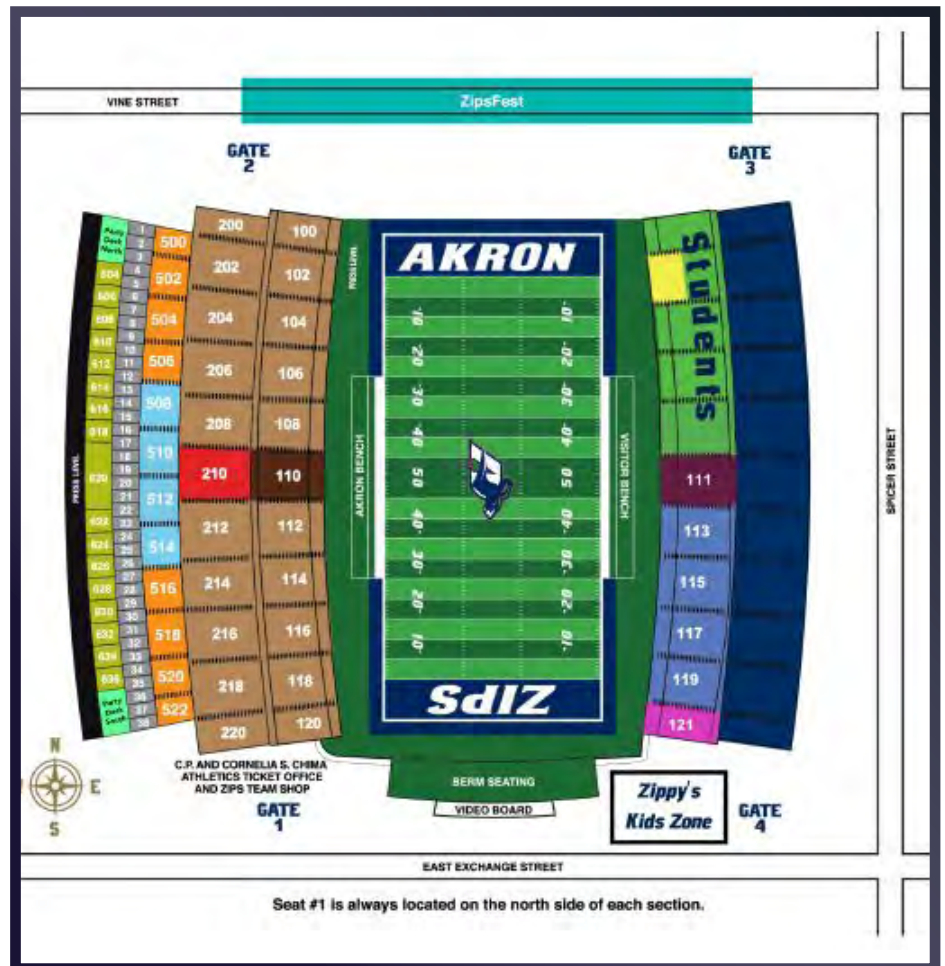
HOME ATTENDANCE AT INFOCISION STADIUM – SUMMA FIELD [2009 - present]

1. 27,881 * Morgan State
W, 41-0 Sept. 12, 2009
2. 23,425 Pittsburgh
L, 70-24Sept. 12, 2015
3. 20,802 Kent State
W, 28-20 Nov. 7, 2009
4. 20,239 Kent State
W, 16-7 Nov. 2, 2013
5. 19,889 Kent State
L, 3-35 Nov. 12, 2011
6. 19,775 Ohio
L, 3-43 Oct. 5, 2013
7. 19,653 James Madison
W, 35-33Sept. 7, 2013
8. 18,981 Central Michigan
L, 6-14 Oct. 31, 2015
9. 18,340 Indiana
L, 21-38 Sept. 19, 2009
10. 18,809 Louisiana
L, 30-35Sept. 21, 2013
11. 17,301 Ohio
L, 12-14 Oct. 3, 2015
12. 16,763 Savannah State
W, 52-9Sept. 19, 2015
13. 16,391 Kent State
W, 2-0 Nov. 27, 2015
14. 16,381 Ohio
L, 7-19 Oct. 10, 2009
15. 16,016 FIU
L, 17-27 Oct. 8, 2011

*sellout

LARGEST ROAD CROWDS

1. 107,120 [2009 - present]
at Michigan
L, 24-28 Sept. 14, 2013
2. 105,001
at Ohio State
L, 0-42Sept. 3, 2011
3. 104,968
at Penn State
L, 7-31Sept. 5, 2009
4. 97,354
at Penn State
L, 3-21Sept. 6, 2014
5. 85,370
at Oklahoma
L, 3-41Sept. 5, 2015
6. 81,719
at Tennessee
L, 26-47Sept. 22, 2012
7. 77,331
at #10 Wisconsin
L, 10-54Sept. 10, 2016
8. 64,014
at Kentucky
L, 10-47Sept. 18, 2010
9. 42,258
at Indiana
L, 20-35Sept. 25, 2010
10. 40,059
at Pittsburgh
W, 21-10Sept. 27, 2014





HALL OF FAME

Varsity "A" Hall of Fame

Formed in 1975, The University of Akron's Sports Hall of Fame recognizes student-athletes, coaches, and administrators who have distinguished themselves either by virtue of their outstanding performance on or with a University intercollegiate athletic team.

Additionally honored are individuals who have given meritorious service on behalf of University intercollegiate athletics and varsity letterwinners who have had exceptional achievement in their occupational field. There have been 105 former football players inducted into the hall of fame. In 2016, the 1976 Football team was named the Team of Distinction.

The Hall of Fame induction ceremony is now a part of Homecoming festivities.

Football inductees are listed below. For the complete list for every sport, visit GoZips.com.



The 2006 HOF Class: Front row (L to R)- Tina Joyner Wallace (Softball/Volleyball - Krino Achievement Award), Blake Sattler (Golf), Lynn Jutte Brant (XC/Track). Back row- Brian Fisher (Varisty A president), Cameron Knowles (Soccer), Bill Hadden (Football), Coach Jim Dennison (Football), Tomasz Smialek (Track), Ken MacDonald (HOF chair).



Team of Distinction





VARSDITY "A" HALL OF FAME INDUCTEES

Team of Distinction

1976 Football, 2016

Dave G. Adolph, 1980
 Isavelt Amison, 1981
 Michael Andy, 2012
 David G. Arango, 1995
 Floyd P. Azar, 1977
 Art Bailey, 1978
 Robert Bauer, 1988
 Jack E. Beidleman, Jr., 1980
 Bruce W. "Scotty" Bierce, 1975
 James R. Black, 1992
 Earl O. Boedicker, 1984
 Thomas G. Boggs, 1983
 Jim Braccio, 1990
 Dennis Brumfield, 1992
 Tony Butowicz, 1978
 Richard J. Case, 1991
 Michael K. Clark, 1996
 Charles H. Cobb, 1994
 Kenneth "Red" Cochrane, 1975
 Steve Cockerham, 1987
 Charles J. Costigan, 1993
 Park "Tumble" Crisp, 1976
 Carl V. Daum, 1977
 Ken Delaney, 1989
 Tom DeMarco, 1990
 George E. Deo, 1984

Zac Derr, 2011
 Robert M. Dombroski, 2006
 Ollie Dreisbach, 1979
 Glenn Evans, 1986
 Mike Fernella, 1978
 Frank Fisher, 1978
 Ignatius Florin, 1984
 Ben Flossie, 1979
 Charlie Frye, 2014
 Harold E. Frye, 1977
 Andy Graham, 1993
 Wayne Grant, 1997
 Ray Greene, 1985
 Bill Hadden, 2016
 Art Haley, 1979
 Mike M. Hatch, 1982
 Robert E. Hatherill, 2001
 Dennis A. Heckman, 1994
 Earl Hensal, 1976
 Al Hodakievic, 1990
 Dave Holian, 1984
 Rick Holman, 2013
 Russell Holmes, 1996 #
 Lee R. Jackson, 1975
 Hayes Jenkins, 1976
 Verlin Jenkins, 1976
 Lillbern "Nubs" Johnson, 1982
 Christopher J. Kelley, 1999
 Clarence Kelly, 2007
 Alan A. Kerkian, 1995

Russ Klaus, 2012
 Edwin L. Kregenow, 1977
 Mike Krino, 1976
 John A. Lahoski, 1975
 Jeff Lake, 2013
 Frank Lomax, 1987
 Edward E. Lopeman, 1994
 Robert Lyons, 2005
 Andrew W. Maluke, 1975
 Joe Mazzaferro, 1976
 Dick Miller, 2002
 Tony Pallija, 1985
 Clarence A. Palmer, 1980
 Joseph Papp, 1988
 Charles Parnell, 1988
 Bradley J. Reese, 1992
 Gerald M. Reeves, 1977
 Frank W. Rockwell, 1982
 Virgil Rogers, 1989
 Marion Rossi, 1986
 Billy Rudison, 2011
 Dan Ruff, 1980
 C. Willard Russell, 1994
 Mario Russo, 1976
 Eric E. Schoch, 1991
 Donald E. Schutz, 1993
 Roderick Scott, 2007
 Gene Scruggs, 1979
 Darrington Seals, 1989
 James S. Semester, 1998
 Wilson Sparkhawk, 1985

Carl Spessard, 1984
 Bill Sturgeon, 1979
 Clarence M. Swigart, 1983
 Ed Toth, 1981
 John Travis, 2004
 Carl Tsaloff, 1978
 Ronald A. Ulrich, 1996
 Mark Van Horn, 1988
 John Verdon, 2004
 Frank "Whitey" Wahl, 1976
 Ralph "Fats" Waldsmith, 1978
 Frank "Doc" Wargo, 1978
 Paul Winters, 1989
 Frank C. Witwer, 1991
 Frank A. Zazula, 1975
 Joseph M. Zemla, 1977
 Guy "Red" Zimmerman, 1976
 Don Zwisler, 1981

#-Inducted for football and basketball


Year listed after each name indicates induction class



THE EVOLUTION OF ZIPPY

The evolution of Zippy, The University's mascot, began more than 60 years ago when the student council, under president Dave Frye and committee for a mascot chairman Bob Savoy (an All-American diver for UA), decided the University needed a mascot.

"Zippy" the kangaroo was officially declared UA's mascot on May 1, 1953.



The selection of the kangaroo for a mascot brought forth the wrath of The Buchtelite and the Akron Beacon Journal as the name was chosen without the benefit of a campus-wide vote.

There was support for the new mascot with defenders saying, "the kangaroo is fast, agile and powerful with undying determination - all the necessary qualities of an athlete."



WHERE DOES "ZIPS" COME FROM?

One of the unique nicknames in all of intercollegiate athletics belongs to the University of Akron. Originally Zippers, athletics director Kenneth "Red" Cochrane officially shortened the nickname to the Zips in 1950. Twenty-five years earlier a campus-wide contest had been conducted to choose a nickname for the University's athletics teams.

Suggestions submitted by students, faculty and alumni included Golden Blue Devils, Tip Toppers, Rubbernecks, Hillbillies, Kangaroos and Cheveliers. After a three-way vote - one by the student body, one by the University lettermen and one by the local sports writers and faculty representatives - the winner was decided on January 15, 1926.

The winner, freshman Margaret Hamlin, suggested "Zippers" the name of a very popular rubber overshoe (over 500,000 sold the first year) invented by Akron's B.F. Goodrich Company. She received a prize of \$10 for the winning suggestion, which was inspired by the \$6 pair of rubber shoes, the "Zipper Boot." Permission to use the name was granted by the Goodrich Company.

Goodrich introduced its rubber galoshes in 1923 and it made a lasting impression on the world. The footwear featured an ingenious invention, a slide fastener with interlocking metal teeth. With a quick pull of a tab, the overshoes opened wide or sealed shut.

The product's original suggested name was the "Mystik Boot," but the name just did not work for Goodrich President Bertram G. Work.

"What we need is an action word," he told a group of sales representatives. "Something that will dramatize the way the thing zips."

From that he said, "Why not call it the Zipper?"

It is difficult to imagine there was dissent back then seeing as how Zippy is one of, if not the, most beloved symbols of the University. In fact, during an 11 week long national contest, Zippy defeated all challengers. Zippy, after a first-round bye in the playoffs, cruised to victories over Syracuse's Otto in the semifinals and Minnesota's Goldy Golpher in the final to become the 2007 Capital One Mascot of the Year.



Dick Hansford, UA student council advisor, liked the kangaroo - one of the finalist names when Akron chose "Zippers" as its nickname. He recalled the suggestion was also inspired by a popular comic strip at the time named "Kicky, the fighting kangaroo."

No one recalls who made the arrangements for the first costume, but a paper-mache head was produced along with a brown furry uniform that zipped up the back. Pete Demming debuted that first mascot uniform in 1954, at the inaugural Acme-Zip Game - not as "Zippy" but as "Mr. Zip."

The first known printed reference to the mascot as "Zippy" was a 1965 Zips football press brochure. The Buchtelite's first use of the name "Zippy" came Sept. 24, 1965, in an identification of a photo of the cheerleaders listing "Mascot - 'Zippy' - Charles Huettner."

Alma Mater

Close beside Cuyahoga's waters,
Stream of amber hue.
O'er old Buchtel, Summit's glory,
Wave the gold and blue.

Hail, we Akron! Sound her praises,
Speed them on the gale;
Ever stand our Alma Mater,
Akron, Hail, All Hail!



MEET THE ZIPS





JAMAL BAGGETT

31

- ◆ Safety
- ◆ Junior | 5-11 | 195
- ◆ Oak Park, Ill.
- ◆ Oak Park-River Forest HS

As a Sophomore (2016): Played in five games ... had two tackles ... saw action against Bowling Green, Buffalo, Appalachian State, Marshall, and VMI ... had two tackles in the win at Marshall ... lettered.

As a Redshirt Freshman (2015): Saw action in three games ... played at Miami (Ohio) and against Eastern Michigan ... made collegiate debut in the win over Savannah State ... had one tackle.

As a Freshman (2014): Redshirted.

High School: 2013 Chicago Tribune All-State selection ... named first-team All-Conference as a senior at River Forest HS when his team posted a 9-2 record (most wins since 1992) ... as a junior, recorded 33 tackles, made nine pass breakups and had one interception ... two-time All-State performer in track and field.

Personal: Born Dec. 21, 1995 ... parents are Faylin Baggett and John Baggett, Jr. ... the youngest of five children ... has two brothers—Michael and John III—and two sisters—Kanika and Theresa ... cousins, Terry Baggett and Lance Baggett, both played football at Army ... sport management major, marketing minor.

BAGGETT'S CAREER STATS

DEF	G-GS	UA	A	Total	TFL	Sacks	INT	PBU	FF	FR	Blkd
2015	3-0	0	1	1	0.0-0	0.0-0	0	0	0	0	0
2016	5-0	1	1	2	0.0-0	0.0-0	0	0	0	0	0
TOTAL	8-0	1	2	3	0.0-0	0.0-0	0	0	0	0	0



WARREN BALL

AKRON FOOTBALL



WARREN BALL

34

- ◆ Running Back
- ◆ R-Senior | 6-1 | 225
- ◆ Columbus, Ohio
- ◆ St. Francis DeSales HS
- ◆ Ohio State

Preseason fourth-team All-MAC by *Athlon Sports* ... received a medical hardship from the NCAA for a sixth season.

As a Redshirt Senior (2017): Ranked No. 22 on *Sport Illustrated's* 2017 Freaks List of Top 40 workout warriors in college football.

As a Redshirt Senior (2016): Started the first two games of the season before suffering a season-ending injury ... had 181 yards and a touchdown on 25 carries ... averaged 7.2 yards per carry ... at No. 10 Wisconsin, led the Zips rushers with 71 yards on seven carries before leaving the game with the injury ... in his Zips' debut, led all rushers with 110 yards and a touchdown on 18 carries in the win over VMI ... his five-yard TD run in the fourth quarter was the first TD of his collegiate career ... preseason third-team All-MAC by *Athlon Sports* and *College Sports Madness* ... enrolled at Akron in Summer 2016.

AT OHIO STATE: As a Redshirt Junior (2015): Played in 11 games ... finished with 10 rushes for 28 yards ... had a three-yard reception at Rutgers ... contributed to special teams throughout the season.

As a Redshirt Sophomore (2014): Played in 10 games at running back and special teams for the College Football Playoff national champions ... was in on 17 plays from scrimmage vs. Kent and 15 against Illinois ... had 18 carries for 85 yards, including 41 yards rushing against Kent and 37 against Illinois ... lettered.

As a Redshirt Freshman (2013): Academic All-Big Ten Conference honoree and OSU Scholar-Athlete ... played in 11 games as a reserve running back and on special teams ... rushed 13 times for 76 yards and a 5.8 yards per carry average ... had a long rush of 12 yards against Florida A&M, a game in which he gained 49 yards off seven carries.

As a Freshman (2012): Redshirted.

High School: Four-star prospect who was ranked as the No. 13 running back by Scout.com, No. 16 by Rivals.com and No. 26 by ESPNU ... also on the Rivals 250 list ... rushed for 1,232 yards and 29 touchdowns as a DeSales senior ... named first-team Division III all-state by the Associated Press ... scored six touchdowns vs. Brookhaven ... led the Stallions to a 2011 Central Catholic League championship, the second round of the state playoffs and was named All-Conference ... also named to the Columbus Dispatch 2011 All-Metro team ... helped DeSales reach the Division III state championship game as a sophomore in 2009 ... gained 700 yards and scored eight touchdowns as a sophomore despite missing part of year with an injury ... missed six games with a high ankle sprain as a junior ... played in the OHSFCA North-South Classic football game at Ohio Stadium.

Personal: Born January 16, 1994 ... son of Warren Ball, Sr., and Danielle Ball ... has a younger brother Jaylen and a younger sister Maya ... grew up approximately 15 minutes from the Ohio State campus ... earned a bachelor's degree in sports industry from Ohio State in spring 2016 ... pursuing a master's in sport administration at Akron.

BALL'S CAREER STATS

RUSHING	G-GS	Att	Yds	TD	Lg	Avg/C	Avg/G
2012*	1-0	0	0	0	0	0.0	0.0
2013*	11-0	13	76	0	12	5.8	6.9
2014*	10-0	18	85	0	12	4.7	8.5
2015*	11-0	10	28	0	7	2.8	2.5
2016	2-2	25	181	1	43	7.2	90.5
TOTAL	35-2	66	370	1	43	5.6	10.6

RECEIVING	G-GS	Rec	Yds	TD	Lg	Rec/G	Avg/C	Avg/G
2012*	1-0	0	0	0	0	0.0	0.0	0.0
2013*	11-0	0	0	0	0	0.0	0.0	0.0
2014*	10-0	0	0	0	0	0.0	0.0	0.0
2015*	11-0	1	3	0	3	0.1	3.0	0.3
2016	2-2	2	13	0	12	1.0	6.5	6.5
TOTAL	35-2	3	16	0	12	0.1	5.3	0.4

*from Ohio State



FRANSOHN **BICKLEY** 21

- ◆ Wide Receiver
- ◆ R-Senior | 5-6 | 150
- ◆ Akron, Ohio
- ◆ St. Vincent-St. Mary HS

As a Redshirt Junior (2016): Transferred to Ohio Dominican in August 2015 ... returned to Akron in January 2016 ... sat out 2016 season per NCAA transfer rules.

As a Sophomore (2014): Appeared in 11 games with one start at wide receiver ... finished third among all receivers with 30 receptions for 268 yards ... averaged 8.9 yards per catch and 24.4 yards per game ... had three catches for 22 yards at Buffalo ... made three catches for 28 yards against Bowling Green ... had three receptions for 42 yards at Ohio ... had four receptions for 40 yards in the win over Miami ... had four catches for 27 yards against Eastern Michigan ... had three catches for 29 yards in the win at Pitt ... made four catches for 31 yards against Marshall ... had five receptions for 45 yards at Penn State ... lettered.

As a Freshman (2013): Appeared in all 12 games with seven starts ... named the Zips' Harry "Doc" Smith Outstanding Freshman (offense) ... finished second on the team in catches (39) and receiving yards (407) ... caught two touchdown passes ... added six carries for 27 yards ... posted 166 yards on 10 kick returns (16.6 ypr) ... posted three catches for 26 yards in his collegiate debut at Central Florida ... best game of the season came against Louisiana, in which he caught five balls for 79 yards and two touchdowns ... posted a season-high six catches on two occasions, including at Miami (Ohio) and at Massachusetts ... made his first collegiate start at Bowling Green, the first of seven-straight starts ... lettered.

High School: Helped St. Vincent-St. Mary HS to a Division III football state title as a senior, a Division II basketball state title as a sophomore and two Division II state track and field titles as a sophomore and senior ... track and field team was state runner-up during his junior year, and the basketball team was state runner-up his senior season ... as a senior, posted 52 receptions for 1,106 yards and 13 touchdowns ... scored TDs twice on punt returns, gaining 475 yards on 24 returns ... ran on state championship relay teams in the 400 as a junior and senior, and on one in the 800 as a senior ... the 800 relay squad was state runner-up his junior year.

Personal: Parents are DeShawn Partridge and Mark Bickley ... has a brother Marjay ... organizational supervision major.



YOUSSEF **BARAKAT** 43

- ◆ Linebacker
- ◆ Sophomore | 5-10 | 215
- ◆ Akron, Ohio
- ◆ St. Vincent-St. Mary HS

As a Redshirt Freshman (2016): Named the team's Scout Team Defensive Player of the Year ... saw action in one game ... made collegiate debut against VMI.

As a Freshman (2015): Redshirted.

High School: Two-year letterwinner at running back and linebacker for coach Dan Boorman at St. Vincent-St. Mary HS ... member of 2012 and 2013 state championship teams.

Personal: Born August 18, 1997 ... parents are Nidal and Boutros Barakat ... has a younger brother, Tannous ... criminal justice major.



BICKLEY'S CAREER STATS

RECEIVING	G-GS	Rec	Yds	TD	Lg	Rec/G	Avg/C	Avg/G
2013	12-7	39	407	2	45	3.2	10.4	33.9
2014	11-1	30	268	0	21	2.7	8.9	24.4
TOTAL	23-8	69	675	2	45	3.0	9.8	29.3

RUSHING	G-GS	Att	Yds	TD	Lg	Avg/C	Avg/G
2013	12-7	6	27	0	9	4.5	2.2
2014	11-1	1	-5	0	0	-5.0	-0.5
TOTAL	23-8	7	22	0	9	3.1	0.95

KICK RET.	G-GS	No.	Yds	TD	Lg	Avg/R
2013	12-7	10	166	0	26	16.6



NATHAN BISCHOF



NATHAN **BISCHOF** 23

- ◆ Defensive Back
- ◆ Junior | 6-2 | 215
- ◆ Akron, Ohio
- ◆ St. Vincent-St. Mary HS

As a Sophomore (2016): Academic All-MAC selection ... played in all 12 games ... also saw action on the punt return unit ... finished with seven tackles, a fumble recovery, and a break-up ... had two solo tackles and a break-up against Toledo ... made a solo stop against No. 23 Western Michigan ... recovered a fumble in the win over Miami (Ohio) ... had two tackles in the win at Marshall ... lettered.

As a Redshirt Freshman (2015): Played in eight games ... saw action on the punt return unit ... lettered.


As a Freshman (2014): Redshirted.

High School: Three-year letterwinner at safety for coach Dan Boorman at St. Vincent-St. Mary HS ... had 13 career interceptions ... member of 2012 and 2013 state championship teams.

Personal: Born February 8, 1996 ... parents are Todd and Annette Bischof ... has three brothers- Tyler, Brandon, and Garrett ... Tyler played defensive back at Walsh University ... Dean's List student ... sport management major.

BISCHOF'S CAREER STATS

DEF	G-GS	UA	A	Total	TFL	Sacks	INT	PBU	FF	FR	Blkd
2015	8-0	0	0	0	0.0-0	0.0-0	0	0	0	0-0	0
2016	12-0	3	4	7	0.0-0	0.0-0	0	1	0	1-0	0
TOTAL	20-0	3	4	7	0.0-0	0.0-0	0	1	0	1-0	0



BROCK **BOXEN** 50

- ◆ Defensive Line
- ◆ Junior | 6-3 | 290
- ◆ New Galilee, Pa.
- ◆ Beaver Falls HS

As a Sophomore (2016): Started six games at defensive tackle ... suffered a season-ending injury ... against No. 23 Western Michigan, had a sack for a loss of five yards and three tackles ... in the win at Marshall, had five tackles and two hurries ... had three tackles at No. 10 Wisconsin ... had six tackles and blocked a field goal attempt in the win over VMI ... named the Unsung Hero defensive player following spring drills ... lettered.

As a Freshman (2015): Played in 11 games with two starts at defensive tackle ... one of six true freshman to see game action ... had seven tackles, 2.5 TFL, and a forced fumble ... had four tackles and a forced fumble against Pittsburgh ... enrolled at Akron in January 2015 ... originally signed with Akron in 2014 ... lettered.

High School: Rated a three-star recruit by Rivals.com ... 2013 Pittsburgh Post-Gazette and Pittsburgh Tribune-Review All-WPIAL Class AA Midwestern ... played both lines for coach Ryan Matsook ... four-year letterwinner ... pre-season first team All-State as a senior by Pennsylvania Football News.

Personal: Born Dec. 28, 1995 ... parents are Ron and Tammy Boxen ... organizational supervision major.

BOXEN'S CAREER STATS

DEF	G-GS	UA	A	Total	TFL	Sacks	INT	PBU	FF	FR	Blkd
2015	11-2	4	3	7	2.5-5	0.5-2	0	0	1	0	0
2016	6-6	12	11	23	4.5-18	2.0-12	0	0	0	0	1
TOTAL	17-8	16	14	30	7.0-23	2.5-14	0	0	1	0	1



KYRON **BROWN** *12*

- ◆ Cornerback
- ◆ Junior | 6-1 | 190
- ◆ Boynton Beach, Fla.
- ◆ Boynton HS

As a Sophomore (2016): Played in all 12 games with one start and cornerback ... also saw action on the kickoff and punt return units ... made first collegiate start at Ohio ... had two solo stops ... had two solo tackles against Toledo ... at Buffalo, made an interception in the second quarter and returned it 32 yards, his third interception of the season ... against No. 23 Western Michigan, had four tackles and a break-up ... added another interception in the win over Miami ... recorded his first interception, a 34-yard return, in the win at Marshall ... lettered.

As a Redshirt Freshman (2015): Played in all 13 games ... one of 10 redshirt freshmen to see game action ... saw action on the punt return unit ... had 10 tackles and two break-ups on the season ... lettered.

As a Freshman (2014): Recipient of team's Rise & Shine Award ... redshirted.

High School: Tallied 50 tackles, six interceptions (returned one for a touchdown), 32 pass deflections, two forced fumbles, two fumble recoveries, and one sack as a senior at Boynton Beach HS ... had two interceptions as junior.

Personal: Born May 26, 1996 ... parents are Kerry Brown and Catina Brown ... has two siblings—Ta'kerria and Kyrek ... criminal justice major.

BROWN'S CAREER STATS

DEF	G-GS	UA	A	Total	TFL	Sacks	INT	PBU	FF	FR	Blkd
2015	13-0	4	6	10	0.0-0	0.0-0	0-0	2	0	0	0
2016	12-1	15	6	21	0.0-0	0.0-0	3-68	1	0	0	0
TOTAL	25-1	19	12	31	0.0-0	0.0-0	3-68	3	0	0	0



TREVOR **BROWN** *59*

- ◆ Offensive Line
- ◆ Sophomore | 6-5 | 290
- ◆ Clinton, Md.
- ◆ Wise HS
- ◆ Jireh Prep


As a Sophomore (2017): Named the team's Most Improved Player and Most Improved in the Weight Room following spring drills.

As a Freshman (2016): Played in five games with one start ... made first collegiate start at right tackle against Bowling Green ... recipient of the Harry "Doc" Smith Award for offense ... enrolled at Akron in January 2016 ... lettered.

Postgraduate: Played offensive line and defensive line in 2015 for coach Ryan Williams at Jireh Prep in Charlotte, N.C. ... had 24 tackles and five sacks.

High School: Played defensive line and tight end for coach Dalawn Parish at Dr. Henry A. Wise HS ... 4A Conference Honorable Mention pick ... invited to play in the Big 33 All-Star Game ... also played basketball ... basketball team won the 2014 Maryland state championship.

Personal: Born March 27, 1997 ... parents are Janet and Bernard Brown ... sport management major.



KYRON **BROWN**



MICHAEL BUDDENBERG



MICHAEL 88 BUDDENBERG

- ◆ Long Snapper
- ◆ Senior | 5-11 | 220
- ◆ Massillon, Ohio
- ◆ Jackson HS

Has played in EVERY game of his collegiate career.

As a Junior (2016): Played in all 12 games ... served as the team's long snapper, playing on the field goal and punt units ... lettered.

As a Sophomore (2015): Academic Award ... played in all 13 games ... served as the team's long snapper, playing on the field goal and punt units ... MAC Specialist of the Week (Sept. 28) ... lettered.

As a Redshirt Freshman (2014): Academic Award recipient for the highest GPA among the freshman class ... appeared in all 12 games as the Zips' long snapper ... had one solo tackle at Ohio ... lettered.

As a Freshman (2013): Redshirted ... Dean's List student.

High School: Three-year letterwinner at wide receiver, long snapper, and cornerback for coach Beau Balderson at Jackson HS ... also a three-year letterwinner in wrestling and lacrosse ... recipient of the Jerry Dearth Memorial Award.

Personal: Born Sept. 11, 1994 ... parents are Domenica and John Buddenberg ... has an older brother, John, and a younger sister, Toniann ... father played football for the Zips (1985-88) and was drafted by the Cleveland Browns in 1989 ... played professional football for seven years, including five seasons in the NFL ... marketing major.



UNDREA 50 BULLARD

- ◆ Offensive Line
- ◆ Junior | 6-6 | 300
- ◆ St. Petersburg, Fla.
- ◆ Gibbs HS

As a Sophomore (2016): Played in two games ... lettered.

As a Redshirt Freshman (2015): Played in two games ... made collegiate debut against Pittsburgh.

As a Freshman (2014): Redshirted.

High School: First-team All-Pinellas County as a senior at Gibbs HS when he had 42 tackles, 14 tackles for loss, eight sacks, and two recovered fumbles ... Pinellas County All-Star as a senior ... also played basketball ... basketball team combined for a 28-5 record during his junior and senior seasons.

Personal: Born May 27, 1995 ... mother is Rasheedah Coleman ... has four sisters and two brothers ... has an infant son named Kyrie ... organizational supervision major.



DENZEL 13 BUTLER

- ◆ Defensive Back
- ◆ R-Sophomore | 5-9 | 180
- ◆ Fort Lauderdale, Fla.
- ◆ Coral Springs Charter School
- ◆ West Virginia Wesleyan


As a Redshirt Sophomore (2017): Named the team's Defensive Unsung Hero following spring drills.

As a Sophomore (2016): Sat out the 2016 season per NCAA transfer rules.

College: Played cornerback as a true freshman at West Virginia Wesleyan ... had 35 tackles, 10 break-ups, and three interceptions.

High School: First-team All-Broward County and first-team All-Conference at defensive back and wide receiver ... two-way player for coach Adam Miller at Coral Springs Charter School ... as a senior, helped team to a 10-2 mark ... defensively, had 50 tackles and four interceptions ... offensively, had 500 yards receiving and seven touchdowns.

Personal: Born August 29, 1996 ... parents are Sabrina and Mitchell Butler ... has five brothers and three sisters ... in his ninth season of NFL play, older brother Darius plays safety for the Indianapolis Colts ... older brother Michael (2016) played defensive back for the Zips ... sport management major.




HUGH
CADE **46**

- ◆ Cornerback
- ◆ Junior | 5-8 | 160
- ◆ Akron, Ohio
- ◆ Buchtel HS

High School: Three-year letterwinner for coach Ricky Powers at Buchtel HS ... Defensive Player of the Year ... first-team All-Beacon Journal, first-team All-City, first-team All-District, special All-State honors ... saw action at defensive back, punt returner, and wide receiver ... had 46 tackles, three interceptions, seven break-ups, and two forced fumbles ... participated in the 2014 Turkey Day All-Star game ... had three tackles and an interception.

Personal: Born August 13, 1997, in Akron ... parents are Hugh Cade III and Stancy Sykes-Sherman ... has two younger sisters- Jaila and Hope ... earned an associate's degree in arts in 2015 ... sport management major.



AVERY
CAGLE **84**

- ◆ Tight End
- ◆ Sophomore | 6-4 | 240
- ◆ Gainesville, Ga.
- ◆ Riverside Military Academy

As a Redshirt Freshman (2016): Played in two games ... had no stats ... made collegiate debut in the win over Miami ... also saw action against Bowling Green ... lettered.

As a Freshman (2015): Redshirted.

High School: 2014 Gainesville Times second-team All-Region ... second-team All-Area ... three-year letterwinner for coach Gary Downs at Riverside Military Academy ... played wide receiver, quarterback, and defensive back ... as a senior, had 554 yards and four touchdowns ... defensively, had two interceptions, returning one 95 yards for a touchdown ... participated in the 2014 FCA All-State Classic ... also played basketball ... 2014 Georgia sportswriters All-State Honorable Mention pick ... 2013 first-team All-Region and All-Area selection.

Personal: Left-handed ... born December 12, 1996 ... parents are Brian and Juli Cagle ... has an older brother, Payton, and a younger sister, Emory ... Dean's List student ... sport management major.

#ZipsGameday



IBRAHIMA
CAMARA **91**

- ◆ Defensive Line
- ◆ Senior | 6-3 | 285
- ◆ Reynoldsburg, Ohio
- ◆ Reynoldsburg HS
- ◆ Lackawanna College

As a Junior (2016): Played in 10 games with five starts at defensive tackle ... started the last five games of the season ... finished with 30 tackles, including 1.5 TFL ... had four tackles at Ohio ... made two solo stops against Bowling Green ... had four solo stops at Buffalo ... had three tackles in the win at Ball State ... made a season-high seven tackles, including a TFL for a loss of two yards, against No. 23 Western Michigan ... had five tackles against Appalachian State ... made two solo stops at No. 10 Wisconsin ... lettered.

College (2014-15): Played tight end and defensive end for two seasons for coach Mark Duda at Lackawanna College ... All-Conference at defensive end ... ranked No. 138 overall and No. 9 DE in JUCO ... moved to defensive line as a sophomore ... in nine games in 2015, had 22 tackles, including 15 solo takedowns and 8 TFL, 2.5 sacks for 12 yards, and two forced fumbles ... as a freshman in 2014, had three receptions for 16 yards.

High School: Two-year letterwinner at tight end for coach Buddy White at Reynoldsburg HS ... team went 7-3 his senior season.

Personal: Born December 30, 1995 ... sister is Awa Toure ... organizational supervision major.

CAMARA'S CAREER STATS

DEF	G-GS	UA	A	Total	TFL	Sacks	INT	PBU	FF	FR	Blkd
2016	10-5	18	12	30	1.5-2	0.0-0	0	0	0	0	0





5 TRA'VON CHAPMAN

- ◆ Wide Receiver
- ◆ R-Senior | 6-1 | 215
- ◆ Cincinnati, Ohio
- ◆ Kent Roosevelt HS
- ◆ Pittsburgh | Ashland

Moved from quarterback to wide receiver during spring 2017 drills ... earned his bachelor's degree in May 2017.

As a Redshirt Junior (2016): Played in nine games with three starts at quarterback ... went 54-of-117 for 700 yards and five touchdowns while rushing 48 times for 195 yards and four touchdowns ... came off the bench against Bowling Green to go 7-of-14 for 58 yards and rush six times for 14 yards and a touchdown before leaving the game with an injury ... went 1-of-3 for 32 yards against Toledo while rushing for three yards ... in the win at Ball State, came off the bench to rush for a touchdown ... against No. 23 Western Michigan, went 13-of-21 for 153 yards while rushing for 49 yards ... in the win over Miami, set new career highs for completions, attempts, and passing touchdowns ... went 15-for-29 for 174 yards and three touchdowns while leading the rushing efforts with a career-high 80 yards and a touchdown on 10 carries ... in the win at Kent State, received the starting nod, his first of the season and fourth of his career ... went 11-28 for 237 yards and two touchdowns while rushing for 39 yards ... rushed three times for 11 yards and a touchdown in the win at Marshall ... went 5-of-6 for 28 yards at No. 10 Wisconsin ... in the win over VMI, played in the last series ... went 2-of-6 for 18 yards ... lettered.

As a Redshirt Sophomore (2015): Started the first three games of the season ... went 10-of-35 for 157 yards and a touchdown ... in the win over Savannah State, went 6-of-13 for 128 yards and a touchdown ... went 4-for-14 for 29 yards against Pitt ... made debut as a Zip at No. 19 Oklahoma ... finished as the Zips' leading rusher with 48 yards on 14 carries ... lettered.

As a Sophomore (2014): Sat out per NCAA transfer rules.

Prior to Akron: Enrolled at Pitt in spring 2013 and participated in spring drills ... transferred to Ashland University for the fall of 2013 and played football ... went 90-of-173 for 1,154 yards and nine touchdowns in nine games ... started the last six games.

High School: Four-star prospect ... 12th best quarterback nationally ... dual-threat quarterback for coach John Nemecek at Theodore Roosevelt HS ... graduated early (Dec. 2012) ... rated the No. 2 quarterback and No. 15 overall prospect in Ohio by Rivals ... rated the nation's No. 12 dual-threat quarterback by Rivals and No. 20 overall QB by Scout ... first-team All-Ohio Division II by The Associated Press ... Northeast Inland All-District ... Portage Trail Conference Metro Division Offensive Player of the Year ... threw for 5,736 yards and 62 touchdowns and rushed for 1,506 yards and 19 TDs over his junior and senior seasons ... as a senior, set single-season school records for passing yards (2,901), touchdown passes (33), and total offense (3,650) ... set school career



TRA'VON
CHAPMAN

records for passing yards (5,736) and total offense (7,246) ... other records include single-game passing yards (454 vs. Hoban), passing touchdowns (seven vs. Springfield), and total offense (562 vs. Hoban) ... led Theodore Roosevelt to back-to-back 10-2 seasons and consecutive trips to the Ohio Division II state playoffs ... also a basketball letterman ... Honor Roll.


Personal: Tra'Von De'Aire Chapman ... born May 19, 1994 ... parents are Vicky Chapman and Thad Jemison, former wide receivers coach at Kent State ... earned a bachelor's degree in sport management in May 2017 ... pursuing a master's degree in education.

CHAPMAN'S CAREER STATS

PASSING	G-GS	Att	Cmp	Int	Yds	TD	Lg	Pct.	Avg/G	Effic.
2015	3-3	10	35	1	157	1	53	28.6	52.3	69.97
2016	9-3	54	117	5	700	5	44	46.2	77.8	101.97
TOTAL	12-6	64	152	6	857	6	53	42.1	71.4	85.94

RUSHING	G-GS	Att	Yds	TD	Lg	Avg/C	Avg/G
2015	3-3	31	38	0	24	1.2	12.7
2016	9-3	48	195	4	70	4.1	21.7
TOTAL	12-6	79	233	4	70	2.9	19.4

TOT OFF	G-GS	Plays	Rush	Pass	Total	Avg./G
2015	3-3	66	38	157	195	65.0
2016	9-3	165	195	700	895	99.4
TOTAL	12-6	231	233	857	1090	90.8



PEYTON
COFFMAN

- ◆ Long Snapper
- ◆ R-Freshman | 5-11 | 210
- ◆ Grand Blanc, Mich.
- ◆ Fenton HS

As a Freshman (2016): Redshirted.

High School: Team captain ... two-time first-team All-Flint Metro League selection ... first-team All-State honoree as a senior ... two-year letterwinner for coach Jeff Setzke at Fenton HS ... saw action at linebacker, tight end, and long snapper ... team won back-to-back Metro League championships (2014-15) ... in his prep career, recorded 235 tackles, including 100 solo stops, 30 TFL, seven forced fumbles, four fumble recoveries, and three interceptions ... as a senior had 121 tackles, 15 TFL, four forced fumbles, two recoveries, an interception, and five break-ups ... named team's Defensive MVP ... also played basketball for two seasons ... basketball team captain ... graduated cum laude.

Personal: Born November 4, 1998 ... parents are Ryan and Amanda Coffman ... father played football at Olivet College ... wants to become a physical therapist ... exercise science/pre-physical therapy major.



A.J.
CONEY

- ◆ Wide Receiver
- ◆ R-Senior | 5-8 | 180
- ◆ Orlando, Fla.
- ◆ Oviedo HS
- ◆ Weber State

Named to the 2017 Wuerffel Trophy Watch List.

As a Redshirt Senior (2017): Named the team's Offensive MVP in the Weight Room following spring drills.

As a Redshirt Junior (2016): Played in all 12 games with three starts ... had 15 receptions for 173 yards and a touchdown ... also saw action on the kickoff return unit ... had two receptions for 29 yards against Toledo ... in the win at Ball State, had four catches for 36 yards ... in the win over Miami, had a 19-yard reception ... in the win at Kent State, had two receptions for 22 yards ... scored the first touchdown of his collegiate career, a 23-yard reception in the second quarter against Appalachian State to put the Zips ahead 14-10 ... finished the game with a career-high three receptions for a career-best 40 yards ... lettered.

As a Redshirt Sophomore (2015): Played in 12 games with three starts at wide receiver ... primary punt returner ... had 17 punt returns for 73 yards (4.3 average) ... in the win over Utah State in the Famous Idaho Potato Bowl, had a 42-yard reception ... had a six-yard reception in the wins over Buffalo and Kent State ... in the win at Miami (Ohio), had three kickoff returns for 40 yards ... in

the win at UMass, had a career-high three receptions for a career-high 38 yards ... against Ohio, had three receptions for 20 yards ... in the win over Savannah State, had a season-high five returns for 36 yards, including an 18-yard return ... made his debut as a Zip against Pittsburgh ... had three punt returns for 13 yards ... lettered.

As a Redshirt Freshman (2014): Sat out per NCAA transfer rules.

At Weber State: As a Freshman (2013): Saw action in 10 games as a true freshman for the Wildcats ... earned Big Sky All-Conference honorable mention honors as a return specialist ... was the only Wildcat freshman to earn All-Conference honors ... finished second in the Big Sky in kick return average at 24.8 yards per return ... had 22 returns for 545 yards in 10 games played ... had four kick returns in three games during the season ... season-high came against Montana State where he had four returns for 130 yards ... also had four returns for 115 yards against Southern Utah, including a season-long return of 45 yards ... finished third in the Big Sky in interceptions at 0.30 per game ... totaled three interceptions on the season with one each against Stephen F. Austin, Eastern Washington and Idaho State ... also had one punt return and 12 total tackles on the season.

High School: Played for Coach Wes Allen at Oviedo High School where he was a three-year starter ... named to the Orlando Sentinel Super 60 list as one of the top players in Central Florida ... ranked 24th on the Super 60 list ... first-team All-Central Florida ... named the top cornerback in Central Florida ... first-team 7A All-State, first-team All-Conference, and first-team All-District honoree ... helped lead Oviedo to an 11-2 record ... as a senior, recorded five interceptions and had 34 total tackles on the season ... also rushed for 142 yards and three touchdowns and had seven pass deflections ... played in the Central Florida All-Star Game.

Personal: Born Dec. 30, 1994 ... mother is Deborah Coney ... sport management major.

CONEY'S CAREER STATS

RECEIVING	G-GS	Rec	Yds	TD	Lg	Rec/G	Avg/C	Avg/G
2015	12-3	11	125	0	42	0.9	11.4	10.4
2016	12-3	15	173	1	23	1.3	11.5	14.4
TOTAL	24-6	26	298	1	42	1.1	11.4	12.4

PUNT RETURNS	G-GS	No.	Yds	TD	Lg	Avg/R
2015	12-3	17	73	0	18	4.3
2016	12-3	0	0	0	0	0.0
TOTAL	24-6	17	73	0	18	4.3

KICK RETURNS	G-GS	No.	Yds	TD	Lg	Avg/R
2015	12-3	3	40	0	19	13.3
2016	12-3	9	131	0	23	14.6
TOTAL	24-6	12	171	0	23	14.0





DARIUS **COPELAND** 8

- ◆ Defensive Line
- ◆ Senior | 6-1 | 275
- ◆ Fort Myers, Fla.
- ◆ Fort Myers HS

Preseason fourth-team All-MAC by *Athlon Sports*.

As a Junior (2016): Started all 12 games at nose tackle ... one of only seven Zips to start every game ... finished the season with 33 tackles, 4.5 TFL, and a sack ... recipient of the Harry "Doc" Smith Award for defense ... had two tackles at Ohio ... in the win at Kent State, had five tackles and a sack for a loss of five yards ... had four tackles in the win at Marshall ... had two tackles at No. 10 Wisconsin ... in his starting debut, had nine tackles in the win over VMI ... named the Most Improved defensive player following spring drills ... wore jersey #8 after wearing #95 for two seasons ... lettered.

As a Sophomore (2015): Played in nine games ... had two tackles ... lettered.

As a Redshirt Freshman (2014): Recipient of the Harry "Doc" Smith Award Outstanding Sophomore Award (defense) ... appeared in nine games ... finished with nine tackles, including six solo stops ... had a TFL for a loss of one yard in the win over Howard ... lettered.

As a Freshman (2013): Redshirted.

High School: Played defensive end for coach Sammy Sirianni at Fort Myers HS ... All-Conference selection ... had 104 tackles and 6.5 sacks.

Personal: Born December 10, 1993 ... mother is Judith Copeland ... has an older brother Jaylin ... organizational supervision major.

COPELAND'S CAREER STATS

DEF	G-GS	UA	A	Total	TFL	Sacks	INT	PBU	FF	FR	Blkd
2014	9-0	6	3	9	1.0-1	0.0-0	0	0	0	0	0
2015	9-0	1	1	2	0.0-0	0.0-0	0	0	0	0	0
2016	12-12	12	21	33	4.5-12	1.0-5	0	0	0	0	0
TOTAL	20-12	19	25	44	5.5-13	1.0-5	0	0	0	0	0



BRANDON **COUNCIL** 56

- ◆ Offensive Line
- ◆ R-Freshman | 6-4 | 325
- ◆ Tar Heel, N.C.
- ◆ West Bladen HS
- ◆ Jireh Prep

As a Freshman (2016): Redshirted ... enrolled at Akron in January 2016.

Postgraduate: Played offensive line in 2015 for coach Ryan Williams at Jireh Prep in Charlotte, N.C.

High School: Played offensive line for coach Russell Dove at West Bladen HS ... All-Conference honoree as a senior ... team MVP ... also participated in basketball and track & field ... Coaches' Award recipient in basketball ... track MVP.

Personal: Born May 30, 1997 ... parents are Angel Jones and Robert Council ... has three older brothers—Robert, Jr., Ryan, and Corban—and a younger sister Kiyla ... sport management major.



DARIAN **DAILEY** 24

- ◆ Cornerback
- ◆ R-Junior | 5-11 | 180
- ◆ Bradenton, Fla.
- ◆ Manatee HS
- ◆ Rutgers

As a Redshirt Junior (2017): Named the team's Defensive MVP following spring drills.

As a Redshirt Sophomore (2016): Sat out per NCAA transfer rules.

At Rutgers (2014): Redshirted as a true freshman.

High School: Played defensive back for coach Joe Kinnan at Manatee HS ... as a senior, had 16 tackles and six break-ups ... team went 11-1 ... as a junior, had 42 tackles with 10 break-ups ... team went 13-1 and ranked as high as No. 5 in the state of Florida by MaxPreps ... played running back at Riverview before transferring to Manatee ... recorded a 4.35 in the 40-yard dash, the fastest time ever taken at Manatee.

Personal: Born May 5, 1996 ... parents are Pat Dailey and Dorian Dailey, Sr. ... has two brothers- Nate Gates and Dorian Dailey; and a sister, Shonya Hines ... brother Nate played football at LSU (1998) and Georgia Southern, where he won two FCS national championships ... earned an associate's degree in fire/medical services ... emergency management and homeland security major.



DARIUS
COPELAND



JAMAL
DAVIS II

9

- ◆ Linebacker
- ◆ R-Junior | 6-4 | 235
- ◆ Canton, Ohio
- ◆ McKinley HS
- ◆ Pittsburgh

As a Redshirt Sophomore (2016): Enrolled at Akron in January 2016 ... sat out the 2016 season per NCAA transfer rules.

College: 2014: Redshirted as a true freshman at Pittsburgh under coach Pat Narducci.

High School: One of Ohio's top linebacker prospects ... three-year starter for traditional state power Canton McKinley for coach Todd Filtz ... rated one of the top 45 prospects in Ohio by Rivals ... first-team All-Ohio Division I (largest classification) by The Associated Press ... Northeast Inland District Division I Defensive Player of the Year ... first-team All-Federal League ... compiled 105 tackles, 21 tackles for loss, 3.5 sacks, and three forced fumbles as a senior ... selected to play in the Ohio High School Football Coaches Association (OHSFCA) North-South Classic ... had 23 tackles, two sacks, and a forced fumble in the North-South Classic ... led Canton McKinley to a 9-2 record, the Federal League championship, and a berth in the Ohio Division I state playoffs.

Personal: Born July 9, 1995 ... son of Jacquleen Williams and Jamal Davis, Sr. ... has two brothers—Jacques and Jahmir— and a sister Hailey ... sport management major.



ALVIN
DAVIS, Jr.

- ◆ Cornerback
- ◆ Sophomore | 5-9 | 170
- ◆ Fort Lauderdale, Fla.
- ◆ Saint Thomas Aquinas HS

As a Freshman (2016): Played in all 12 games with seven starts at safety ... one of only four true freshmen to see game action ... also saw action on the kickoff and punt return units ... recipient of the Harry "Doc" Smith Award for defense ... finished second in team tackling with 87 tackles, a fumble recovery, and a break-up ... led the Zips with six tackles and a break-up at Ohio ... against Bowling Green, led the Zips with 13 tackles, including eight solo stops, and a fumble recovery ... had 11 tackles against Toledo ... led the Zips' defense with eight tackles at Buffalo ... in his third appearance in the starting line-up, had a career-high 15 tackles in the win at Ball State ... had 12 (one better than his previous career high) in the first half alone ... against No. 23 Western Michigan, had 11 tackles ... received the starting nod, the first of his collegiate career, in the win over Miami ... finished with eight tackles and a break-up ... had seven tackles in the win at Marshall ... lettered.

High School: Played corner and safety for coach Rodger Harriott at St. Thomas Aquinas HS ... second-team All-State selection ... team went 13-1 en route to the 2015 state championship ... had 86 tackles, including 60 solo stops, and five interceptions as a senior ... participated in the Broward vs. Dade All-Star Game.

Personal: Born May 26, 1998 ... parents are Latarsha Moore and Alvin Davis, Sr. ... marketing management major.



ALVIN
DAVIS

DAVIS' CAREER STATS

DEF	G-GS	UA	A	Total	TFL	Sacks	INT	PBU	FF	FR	Blkd
2016	12-7	51	36	87	0.0-0	0.0-0	1-0	2	0	0-0	0



JAQUAVIS **DIXON** 16

- ◆ Wide Receiver
- ◆ Sophomore | 6-2 | 200
- ◆ Oviedo, Fla.
- ◆ Hagerty HS

As a Redshirt Freshman (2016): Did not see game action.

As a Freshman (2015): Redshirted.

High School: Second-team All-Conference ... two-way player for coach Paul Ziglar at Hagerty HS ... saw time at wide receiver and safety as well as quarterback during situational plays ... as a senior, had 21 receptions for 314 yards and two touchdowns ... as a junior, had 12 receptions for 212 yards in seven games ... defensively, averaged five tackles per game ... also had an interception, a forced fumble, and three break-ups ... Honor Roll student.

Personal: Born August 22 ... mother is Sonja Dixon ... sport management major.



VAN **EDWARDS, Jr.** 7

- ◆ Running Back
- ◆ Junior | 5-9 | 210
- ◆ Cape Coral, Fla.
- ◆ Island Coast HS

Preseason third-team All-MAC at kick returner by *Athlon Sports* ... will wear jersey #7 this season after wearing #23 for two seasons.

As a Sophomore (2016): Played in 11 games with seven starts ... Zips' top rusher with 492 yards and three touchdowns on 100 carries ... had 22 kickoff returns for 524 yards (23.8 avg.) ... carried the ball three times for seven yards at Ohio ... led the Zips with 84 yards and a touchdown on 20 carries against Bowling Green ... against Toledo, rushed eight times for 23 yards ... rushed for 56 yards at Buffalo ... in the win at Ball State, led the Zips with a career-high 16 carries for a career-high 112 yards and a touchdown ... it marked the first 100-yard rushing performance of his career ... MAC Offensive Player of the Week (Oct. 24) ... had 28 yards on six carries against No. 23 Western Michigan ... in the win over Miami, had 10 carries for 18 yards ... in the win at Kent State, led the Zips with eight rushes for 44 yards ... also returned a career-best four kickoffs for a career-high 156 yards, including a career-long return of 75 yards ... the 156 total return yards are the third-best in school history ... made



first collegiate start against Appalachian State ... led the rushing with seven rushes for 89 yards and his first collegiate touchdown ... averaged 12.7 yards per carry ... had two carries at No. 10 Wisconsin ... against VMI, had six carries for 28 yards ... lettered.

As a Freshman (2015): Played in 12 games ... one of six true freshmen to see game action ... served as a kick returner ... rushed 14 times for 63 yards on the season ... top kick returner with 20 returns for 414 yards (20.7 avg.) ... in the win over Utah State in the Famous Idaho Potato Bowl, had an 18-yard kick return ... in the win over Buffalo, carried the ball three times for seven yards ... at Bowling Green, rushed six times for 30 yards ... in the win over Eastern Michigan, had 10 yards on two carries and three kick returns for 84 yards, including a long of 31 yards ... had three kick returns for 69 yards against Pittsburgh ... lettered.

High School: Running back at Island Coast HS for coach Wayne Blair ... as a senior, rushed for 1,018 yards and 14 touchdowns on 102 carries ... helped team to a 10-3 record and district championship ... as a junior, ran 40 times for 372 yards and five touchdowns in three games ... as a sophomore, rushed for 1,408 yards and 13 touchdowns on 177 carries.

Personal: Parents are Diana and Van Edwards, Sr. ... sport management major.

EDWARDS' CAREER STATS							
RUSHING	G-GS	Rec	Yds	TD	Lg	Avg/C	Avg/G
2015	12-0	14	60	0	12	4.3	5.5
2016	11-7	100	492	3	45	4.9	44.7
TOTAL	23-7	114	552	3	45	4.6	24.0
KICK RET.	G-GS	No.	Yds	TD	Lg	Avg/R	
2015	12-0	20	414	0	31	20.7	
2016	11-7	22	524	0	75	23.8	
TOTAL	23-7	42	938	0	75	22.3	

MEET THE ZIPS



MARK
ELLIS

28

- ◆ Cornerback
- ◆ Sophomore | 5-11 | 170
- ◆ Williamstown, N.J.
- ◆ Williamstown HS
- ◆ West Virginia

As a Redshirt Freshman (2016): Did not see game action ... enrolled at Akron in summer 2016.

At West Virginia: As a Freshman (2015): Redshirted.

High School: Two-star prospect by 247 Sports ... two-year letterwinner at cornerback and safety for coach Frank Fucetola at Williamstown HS ... second-team All-West Jersey Conference selection ... also played free safety, wide receiver, and running back ... team won the West Jersey American Conference championship his senior year ... as a senior, had 75 tackles, eight break-ups, four interceptions, three forced fumbles, and a fumble recovery ... member of the 2012 undefeated state championship team (13-0) as a junior ... also lettered in lacrosse.

Personal: Born July 27, 1996 ... parents are Mark and LaOnque Ellis ... has an older sister Raven who rank track (400 hurdles) at Rutgers ... has family members in Ohio ... public relations major and sports management minor.



STEPHEN
ERICKSEN

57

- ◆ Offensive Line
- ◆ Senior | 6-3 | 305
- ◆ Sherrodsville, Ohio
- ◆ Carrollton HS

As a Junior (2016): Started all 12 games at left guard ... one of only seven Zips to start every game ... also saw action on the field goal unit ... o-line provided perfect protection in the wins over Miami (Ohio) and Ball State ... named the Unsung Hero offensive player following spring drills ... lettered.

As a Sophomore (2015): Played in 11 games with one start at center ... also played on the field goal unit ... Akron's run blocking and pass protection schemes elevated the offensive production this season ... the Zips averaged 164.8 yards per game on the ground, 41.1 yards better than last season ... the Zips rushed for 2,013 total yards, exceeding the 2014 season total of 1,484 (after just 10 games) ... the O-Line allowed eight fewer sacks ... made first collegiate start in the win at Massachusetts ... lettered.

As a Redshirt Freshman (2014): Appeared in one game ... saw action at center in the win over Eastern Michigan ... lettered.

As a Freshman (2013): Redshirted.

High School: First-Team Division III pick as a senior at Carrollton HS ... named team's lineman of the year as a junior ... also played basketball ... first-team District 5 and District 5 Player of the Year in basketball as a junior ... second-team District 5 and second-team Eastern District in basketball as a sophomore ... National Honor Society member.

Personal: Born April 20, 1995 ... parents are Lew Ericksen and Susan Ericksen ... has a brother Chris ... accounting major.



STEPHEN
ERICKSEN



NICK FAZIO

63

- ◆ Offensive Line
- ◆ Junior | 6-3 | 300
- ◆ Streetsboro, Ohio
- ◆ Streetsboro HS
- ◆ Charleston

Dual-sport athlete ... also competes in the shot put for the track team.

As a Sophomore (2016): Did not see game action.

As a Redshirt Freshman (2015): Sat out per NCAA transfer rules.

At University of Charleston: As a Freshman (2014): Redshirted ... Dean's List honoree.

High School: First-team All-Portage Trail Conference and second-team All-District as a senior ... played offensive tackle, defensive tackle, and nose tackle for coach John Arlesic at Streetsboro HS ... second-team All-Conference in 2012 ... helped team to its first playoff game in 20 years as a junior in 2012 ... also a two-year letterwinner in track ... finished third in the conference, 4th in the district, and ninth in the region in the shot put as a senior in 2014 ... named MVP for men's field events.

Personal: Born Feb. 14, 1996 ... the youngest of Frank and Vicki Fazio's three children ... has a brother, Frank, and a sister, Danielle ... cousin John Kaminski played offensive guard at Indiana ... earned a bachelor's degree in mechanical engineering in May 2017 ... pursuing a master's degree.



SHAWN FEATHERSTONE

20

- ◆ Defensive Back
- ◆ R-Junior | 6-2 | 195
- ◆ Pittsburgh, Pa.
- ◆ Penn Hills HS

As a Redshirt Sophomore (2016): Played in all 12 games with two starts at safety ... also saw action on the kickoff and kickoff return units ... finished the season with 39 tackles, two break-ups, and a hurry ... made first collegiate start in the win at Marshall ... had nine tackles ... against Appalachian State, had a career-high 10 tackles, including seven solo stops ... against No. 23 Western Michigan, had six tackles and a hurry ... named the Weight Room Most Improved player following spring drills ... enrolled at Akron in January 2016 ... lettered.

High School: Played safety and wide receiver at Penn Hills HS for coach John Peterman ... 2014 All-Conference selection ... participated in the PSFCU East and West All-Star Game ... also played volleyball as a senior.

Personal: Born July 13, 1996 ... parents are Qadira Featherstone and Shawn Featherstone, Sr. ... has three brothers and four sisters ... brother Stephawn played linebacker at Mount Union ... emergency management and homeland security major.

FEATHERSTONE'S CAREER STATS

DEF	G-GS	UA	A	Total	TFL	Sacks	INT	PBU	FF	FR	Blkd
2016	12-2	17	22	39	1.0-15	0.0-0	0	2	0	0-0	0



SHAWN FEATHERSTONE



JERRY FITSCHEN

47

- ◆ Placekicker | Punter
- ◆ Sophomore | 6-0 | 210
- ◆ Orange, Calif.
- ◆ Orange Lutheran HS

As a Freshman (2016): Played in one game ... made collegiate debut in the season opening win over VMI ... kicked off once for 56 yards and punted once for 29 yards.

High School: Three-year letterwinner at placekicker and punter for coach Chuck Petersen at Orange Lutheran HS ... two-time first-team All-Trinity League ... 2015 second-team All-County honoree ... set the school record for kickoff yards in a season in 2014 ... also played soccer for two seasons and ran track as a senior ... first-team All-County in track as a senior in 2016 ... set the school record in the 200 meters.

Personal: Born April 16, 1998 ... parents are Todd Fitschen and Cynthia Fitschen ... has an older sister Karcyn ... sport management major.



JAMES **FONSECA** **49**


- ◆ Placekicker | Punter
- ◆ R-Junior | 5-11 | 170
- ◆ Fontanay, Calif.
- ◆ Summit HS
- ◆ Riverside City College

As a Redshirt Sophomore (2016): Played in one game ... made Zips' debut in the season opening win over VMI.

College (2015): All-Conference punter for coach Tom Craft at Riverside City College for one season.

High School: Punter and kicker at Summit HS ... 2014 All-State honoree as a senior ... team won the 2012 CIF championship ... participated in the I.E. All-Star Game.

Personal: Born December 4, 1995 ... parents are Tonya Busby and Richard Fonseca ... has an older brother and an older sister ... sport management major.



KYLE **FOSTER** **41**

- ◆ Holder | Punter
- ◆ Junior | 6-2 | 190
- ◆ Parkersburg, W.Va.
- ◆ Parkersburg HS

Named a preseason candidate for the 2017 Peter Mortell Holder of the Year Award ... has played EVERY game of his collegiate career as the team's holder.

As a Sophomore (2016): Semifinalist for the 2016 Peter Mortell Holder of the Year Award ... Academic Award ... played in 11 games ... served as the holder ... has never missed or fumbled a snap ... lettered.


As a Redshirt Freshman (2015): Played in all 13 games ... served as the holder ... made collegiate debut at No. 19 Oklahoma ... assisted PK Robert Stein who finished his career as the Zips' all-time scoring leader ... lettered.

As a Freshman (2014): Redshirted.

High School: Two-time first-team All-State punter and kickoff specialist for coach Don Reeves at Parkersburg HS ... two-time first-team All-Mountain State Athletic Conference ... as a senior in 2013, had 42 punts for 1,668 yards (39.7 avg.) ... 14 punts were inside the 20 ... his long was 59 yards ... also kicked off seven times for 220 yards ... as a junior, punted 35 times for 1,446 yards (41.3 avg.) ... 12 landed inside the 20 ... his long was 62 yards ... as a sophomore, went a perfect 4-for-4 in extra points ... participated in the 2014 North-South West Virginia All-Star Game ... also a four-year letterwinner and All-Conference selection in baseball ... two-year letterwinner in basketball.

#ZipsGameday

Personal: Born October 1, 1995 ... parents are Rex and Kathy Foster ... has an older sister, Hillary ... sport management major.



NICK **GASSER** **48**

- ◆ Placekicker | Punter
- ◆ Junior | 6-0 | 175
- ◆ Liberty Township, Ohio
- ◆ Lakota East HS

Will wear jersey #48 this season after wearing #60 for two seasons.

As a Sophomore (2016): Played in all 12 games ... on the season, punted 59 times for 2,226 yards (37.7 avg.) with 16 fair catches and 22 landing inside the 20 ... kicked off 14 times for 753 yards (53.8 avg.) with two touchbacks ... at Ohio, punted six times for 203 yards (33.8 avg.) and kicked off twice for 114 yards (57.0 avg.) ... against Bowling Green, punted seven times for 303 yards (43.3 avg.) with a long punt of 50 yards ... also kicked off six times for 359 yards (59.8 avg.) ... against Toledo, punted five times for 175 yards (35.0 avg.), including a long of 40 ... also had a career-high four kickoffs for 158 yards (39.5 average) ... at Buffalo, punted six times for 197 yards (32.8) ... in the win at Ball State, punted twice for 71 yards and kicked off once for 65 yards ... against No. 23 Western Michigan, punted six times for a career-best 268 yards and career-best 44.7 average ... punted a career-high seven times for 231 yards in the Zips' 35-13 win over Miami ... averaged 33.0 yards per punt ... on his final punt (with 5:11 to go in the game), landed a punt on the three-yard line to set up Miami's final drive ... in the win at Kent State, punted five times for 190 yards (38.0 avg.) ... against Appalachian State, punted twice for 71 yards ... in the win at Marshall, punted four times for 154 yards (38.5 avg.) ... at No. 10 Wisconsin, had six punts for 247 yards, including a long of 47 yards and two inside the 20 ... also kicked off once for 57 yards ... in the win over VMI, punted three times for 116 yards (38.7) average, with two returns landing inside the 20 ... lettered.

As a Redshirt Freshman (2015): Did not see game action.

As a Freshman (2014): Redshirted.

High School: Three-year letterwinner at kicker and punter for coach Rick Haynes at Lakota East HS ... first-team All-Greater Miami Conference at punter as a senior ... as a senior, was a perfect 34-of-34 in extra points and five-for-five in field goals ... averaged 36 yards per punt ... second-team All-Conference at kicker as a sophomore ... also participated in track as a senior ... Honor Roll student.

Personal: Born April 29, 1996 ... parents are Paul and Mary Beth Gasser ... has an older sister, Rachael ... criminal justice major.

GASSER'S CAREER STATS

PUNTING		G	No.	Yards	Lg	Avg
2016	12		59	2226	53	37.7
KICKOFFS		G	No.	Yards	Avg	TB
2016	12		14	753	53.8	2



LAVONNE GAUTHNEY



LaVONNE 52 GAUTHNEY

- ◆ Offensive Line
- ◆ Senior | 6-1 | 285
- ◆ Reynoldsburg, Ohio
- ◆ Reynoldsburg HS
- ◆ Hargrave (Va.) MA

Named to the 2017 Rimington Trophy Watch List.

As a Junior (2016): Started 11 games at center ... missed the game at Ball State with an injury ... recipient of the John Heisman Award ... o-line provided perfect protection in the wins over Miami (Ohio) and Ball State ... second-most-experienced lineman ... lettered.

As a Sophomore (2015): Moved to tight end during the season and changed to jersey #33 ... played in all 13 games with three starts at tight end ... moved to tight end during third game (against Savannah State) ... also played on the field goal and punt units ... lettered.

As a Redshirt Freshman (2014): Did not see game action.

Postgraduate: Played defensive tackle during the 2013 season at Hargrave Military Academy for coach Tory Davis.

High School: Two-year defensive lineman for coach Buddy White at Reynoldsburg HS ... first-team All-OCC ... also participated in track and field ... finished sixth at DI state championships.

Personal: Born Feb. 4, 1994 ... parents are Lawrence and Lynette Gauthney ... has three brothers—Lawrence, Lance, Lamar—and three sisters—Candace, Lanasia, and Layanna ... earned a bachelor's degree in sport management during Summer 2017 ... pursuing a master's degree.



JORDAN GEORGE 7

- ◆ Defensive Back
- ◆ Junior | 6-0 | 205
- ◆ Dayton, Ohio
- ◆ Archbishop Alter HS

Will wear jersey #7 this season after wearing #24 for two seasons.

As a Junior (2017): Named the team's Most Improved in the Weight Room following spring drills.

As a Sophomore (2016): Played in six games with five starts at safety ... also saw action on the kickoff unit ... finished the season with 32 tackles, 2.0 TFL, an interception, and a break-up ... missed the beginning of the season with an injury ... had six tackles against Bowling Green ... made nine tackles against Toledo ... had five stops at Buffalo ... had eight tackles and an interception in the win at Ball State ... returned to action in the win at Kent State where he recorded four tackles ... lettered.

As a Redshirt Freshman (2015): Harry "Doc" Smith Award ... played in all 13 games ... also played on the kickoff and punt units ... has 42 tackles, three break-ups, 2.0 TFL, and an interception on the season ... in the win over Utah State in the Famous Idaho Potato Bowl, had three solo tackles ... made two stops in the win over Buffalo ... had eight tackles in the win at Massachusetts ... against Central Michigan, had his first career interception ... had eight tackles, including five solo stops and a TFL, at Bowling Green ... had six tackles in collegiate debut at Oklahoma ... lettered.

As a Freshman (2014): Redshirted.

High School: Three-year letterwinner for coach Ed Demsitz at Archbishop Alter HS ... two-time All-GCL ... 2014 All-State Honorable Mention selection ... participated in the All-American Bowl.

Personal: Born March 3, 1996 ... parents are Donald and Tammy George ... has an older sister Ebony ... sport management major.

GEORGE'S CAREER STATS

DEF	G-GS	UA	A	Total	TFL	Sacks	INT	PBU	FF	FR	Blkd
2015	13-0	27	15	42	2.0-6	0.0-0	1-0	3	0	0	0
2016	6-5	12	20	32	2.0-3	0.5-1	1-0	1	0	0	0
TOTAL	19-5	39	35	74	4.0-9	0.5-1	2-0	4	0	0	0



5 ULYSEES GILBERT III

- ◆ Linebacker
- ◆ Junior | 6-1 | 225
- ◆ Ocala, Fla.
- ◆ Trinity Catholic HS

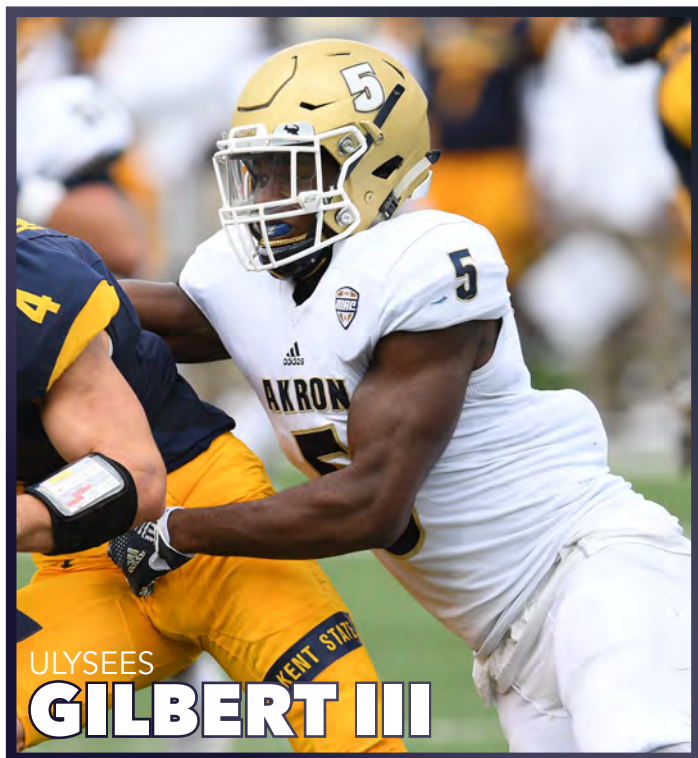
Named to the 2017 Bronko Nagurski Watch List ... preseason first-team All-MAC by Athlon Sports ... has played in EVERY game of his collegiate career.

As a Sophomore (2016): First-team All-MAC ... first-team All-MAC by Phil Steele ... team's Defensive MVP ... CoSIDA Academic All-America nominee ... MAC Distinguished Scholar-Athlete ... Academic All-MAC ... started all 12 games at Will linebacker ... one of only seven Zips to start every game ... also saw action on the kickoff and punt return units ... Zips' defensive leader with 122 tackles, a team-best 11.5 TFL, 4.0 sacks, a team-best eight hurries, three break-ups, and two forced fumbles ... nationally ranked at No. 9 in total tackles (10.2) and No. 23 in solo tackles (5.4) ... had five tackles at Ohio ... against Bowling Green, had 10 tackles, 3.0 TFL and 2.0 sacks for a loss of 21 yards, a forced fumble, and a hurry ... had six tackles and a break-up against Toledo ... at Buffalo, had six tackles, two break-ups, and a hurry ... in the win at Ball State, led the defense with a career-high 17 tackles, including a career-best 12 assists ... had 13 tackles and a forced fumble against No. 23 Western Michigan ... in the win over Miami, led UA with nine tackles ... in the win at Kent State, led the defense with a career-high 16 tackles, including a career-best 10 solo stops and a career-high 3.0 TFL en route to MAC Defensive Player of the Week and Zips' Student-Athlete of the honors ... against Appalachian State, had a career-high 13 tackles, including seven solo stops ... in the win at Marshall, led the Zips with 10 tackles and a hurry ... had six tackles and a sack for a loss of six yards at No. 10 Wisconsin ... in the win over VMI, led the Zips with 10 tackles, 3.0 TFL, and two hurries ... lettered.

As a Freshman (2015): Played in all 13 games ... also played on the kick-off, kickoff return, and punt return units ... had 11 tackles and a blocked kick on the season ... in the win at Miami (Ohio), had a tackle and blocked a punt ... had three tackles at Bowling Green ... had two solo stops in the win over Savannah State ... made collegiate debut at No. 19 Oklahoma and had a solo tackle ... lettered.

High School: Consensus three-star linebacker for coach John Brantley at Trinity Catholic HS ... Marion County Defensive Player of the Year ... named team's MVP ... as a senior, had 128 tackles, 17 TFL, a sack, three interceptions and a break-up ... recovered a fumble and scored a touchdown ... also rushed for a 5-yard touchdown ... as a junior, had 141 tackles, 15 TFL, seven sacks, and a forced fumble ... also played basketball for two seasons ... as a senior, received the President's Award for maintaining a 3.5 grade-point average all four years.

Personal: Ulysees Lovett Gilbert III ... born August 9, 1997 ... parents are Beverly Gilbert and Ulysees Gilbert II ... has a younger brother, Uriah ... exercise science major.



ULYSEES GILBERT III

GILBERT'S CAREER STATS

DEF	G-GS	UA	A	Total	TFL	Sacks	INT	PBU	FF	FR	Blkd
2015	13-0	7	4	11	0.0-0	0.0-0	0	0	0	0	1
2016	12-12	65	57	122	11.5-57	4.0-36	0	3	2	0	0
TOTAL	25-12	72	61	133	11.5-57	4.0-36	0	3	2	0	1




18 TYLER GILCHRIST

- ◆ Safety
- ◆ R-Freshman | 5-10 | 195
- ◆ Akron, Ohio
- ◆ Archbishop Hoban HS

As a Freshman (2016): Redshirted.

High School: Three-year letterwinner at defensive back and wide receiver for coach Tim Tyrell at Akron's Archbishop Hoban HS ... All-State, All-Conference, and All-District selection ... finished his prep career with 19 interceptions, second on the all-time list ... team went 14-1 his senior season en route to the state championship ... as a senior, had 785 receiving yards offensively and 62 tackles, three interceptions, and three forced fumbles.

Personal: Born January 14, 1998 ... parents are Dominique Gilchrist and Mack Gilchrist ... has a younger brother Ethan and a younger sister Jayden ... father played football at Youngstown State ... applied science and technology major.



ZACH GINGERICH 39

- ◆ Placekicker
- ◆ Senior | 6-3 | 200
- ◆ Bellefontaine, Ohio
- ◆ Bellefontaine HS

As a Junior (2016): Played in three games ... kicked off four times for 240 yards (60.0 avg.) ... had a 59-yard kickoff in the win at Kent State ... made collegiate debut in the season opening win over VMI ... kicked off once for 64 yards.

As a Sophomore (2015): Did not see game action.

As a Redshirt Freshman (2014): Did not see game action.

As a Freshman (2013): Redshirted.

High School: Two-year letterwinner at kicker for coach Chris Schmidt at Bellefontaine HS ... also played soccer for three seasons.

Personal: Born Oct. 5, 1994 ... parents are William and Karla Gingerich ... has a younger brother, Nick ... criminology and law enforcement major.

GINGERICH'S CAREER STATS

KICKOFFS	G	No.	Yards	Avg	TB
2016	3	14	240	60.0	0



KEVIN GLADNEY 8

- ◆ Wide Receiver
- ◆ R-Senior | 6-1 | 210
- ◆ Akron, Ohio
- ◆ Firestone HS
- ◆ Nebraska

As a Redshirt Junior (2016): Played in seven games ... also saw action on the kickoff return unit ... for the season, had three receptions for 25 yards ... made two catches for 19 yards against Toledo ... had a six-yard reception at Buffalo ... lettered.

As a Redshirt Sophomore (2015): Transferred to Akron in fall of 2015 ... sat out per NCAA transfer rules.

At Nebraska: As a Redshirt Freshman (2014): Academic All-Big Ten honoree ... Scholar-Athlete Honor Roll ... played in seven games, including the first six games of the year and the regular-season finale at Iowa ... worked on coverage units ... also saw limited work at receiver.

As a Freshman (2013): Scholar-Athlete Honor Roll ... redshirted.

High School: One of the top 50 players in the state of Ohio and one of the top 60 receiver prospects in the nation ... second-team Division II All-Ohio in 2012 ... played for coach Tim Flossie at Firestone HS ... as a senior, had 32 receptions for 536 yards and seven touchdowns ... also accounted for 110 yards on three kickoff returns ... helped Firestone to a 5-5 record in the Ohio Division II ranks ... as a junior, grabbed 48 receptions for 768 yards and 12 touchdowns to earn All-City honors ... as a sophomore, he saw extensive action ... also a standout on the basketball court ... as a senior, led Firestone to a 13-10 record ... as a junior, averaged 19 points per game to help his team to a 15-7 record and earn All-City honors.

Personal: Born February 13, 1995 ... parents are Dorryea Gladney and Kevin Barnett ... volunteered with Big Brothers/Big Sisters and Uplifting Athletes ... sport management major.

GLADNEY'S CAREER STATS

RECEIVING	G-GS	Rec	Yds	TD	Lg	Rec/G	Avg/C	Avg/G
2016	7-0	3	25	0	14	0.4	8.3	3.6




DeMARKUS **GLOVER** 3

- ◆ Linebacker
- ◆ R-Freshman | 6-1 | 220
- ◆ St. Petersburg, Fla.
- ◆ Northside Christian HS

As a Freshman (2016): Redshirted.

High School: Played strong safety for coach Mike Alstott at Northside Christian HS ... team went 9-1 his senior season ... also participated in track.

Personal: Born August 14, 1998 ... mother is Tami Roney ... applied science and technology major.





JASON **GROSSMAN** 39

- ◆ Wide Receiver
- ◆ R-Sophomore | 5-11 | 165
- ◆ Culver City, Calif.
- ◆ Culver City HS

As a Sophomore (2016): Redshirted.

High School: Played wide receiver for coach Jahmal Wright during the 2013 season at Culver City HS ... team won the 2013 Ocean League championship with a perfect 5-0 record ... had 14 receptions for 139 yards ... served as the varsity wide receivers coach in 2015, one of the youngest varsity assistant coaches in the country (17 years old in preseason) ... also participated in track and field ... took third place in the triple jump at the 2013 Ocean League championships.

Personal: Born June 4, 1997 ... parents are Dolores and Jay Grossman ... has an older sister Lindsay ... father played high school football with Warren Moon and Rod Martin at Alexander Hamilton HS ... plans to pursue a career in coaching ... sport studies major.



HAYDEN **GROVER** 65

- ◆ Long Snapper
- ◆ Junior | 5-11 | 190
- ◆ Spencer, N.Y.
- ◆ Spencer-Van Etten Central HS


As a Sophomore (2016): Did not see game action ... team representative on Student-Athlete Advisory Council (SAAC).

As a Redshirt Freshman (2015): Did not see game action.

As a Freshman (2014): Redshirted.

High School: A long snapper for coach Ron Miller at Spencer-Van Etten Central HS ... ranked No. 1 nationally by Special Team Solutions, No. 4 nationally by 247sports.com, and No. 25 nationally by Kohl's Professional Camps ... 2013 Esmark All-American ... as a junior, named second-team All-American by Kohl's ... 2013 NUC NYS Special Teams Player of the Year ... Honor Roll student ... 2013 Section IV Division VII All-Star Team ... 2013 Elite 24 Ithaca All-Region pick ... participated in the 2013 NUC NY vs. NJ All-Star Game ... also a two-year letterwinner in baseball and basketball ... National Honor Society member.

Personal: Born August 22, 1995 ... parents are Jeff and Kim Grover ... has an older brother Cortney Roberts ... president of Akron's all-male A Cappella group Nuance ... public relations major.



ZACH **GUISER** 32

- ◆ Safety
- ◆ Senior | 6-0 | 195
- ◆ Fayette City, Pa.
- ◆ Greensburg Central Catholic HS

Named to the 2017 Wuerffel Trophy Watch List ... preseason fourth-team All-MAC by *Athlon Sports*.

As a Senior (2017): Named the team's Defensive MVP in the Weight Room following spring drills.

As a Junior (2016): First-team CoSIDA Academic All-American ... CoSIDA Academic All-District 5 Team ... MAC Distinguished Scholar-Athlete ... Academic All-MAC ... Academic Award ... played in nine games with eight starts at free safety ... also saw action on the punt return unit ... fourth on the defense with 53 tackles, 2.0 TFL, a sack, an interception, a blocked punt, and two break-ups ... had two solo stops at Ohio ... missed three games with an injury ... returned to limited action against Bowling Green, but recorded no stats ... had seven tackles and a break-up against No. 23 Western Michigan ... in the win over Miami, had six tackles ... in the win at Kent State, had six tackles and an 11-yard sack, the first of his career ... led the defense against Appalachian State with a career-high 15 tackles, including seven solo stops ... in the win at Marshall, had seven tackles, an eight-yard interception return, and a blocked punt ... led the Zips with eight tackles at No. 10 Wisconsin ... against VMI, had two solo tackles, 1.0 TFL, and a break-up ... 2016 Wuerffel Trophy nominee ... preseason third-team All-MAC by College Sports Madness ... preseason fourth-team All-MAC by Athlon Sports ... lettered.

As a Sophomore (2015): MAC Distinguished Scholar Athlete ... Academic All-MAC ... Harry "Doc" Smith Award ... Academic Award ... started all 13 games at free safety ... one of 12 Zips to start every game ... also played on the punt and punt return units ... top defensive back ... fourth in team tackling with 59 tackles, two interceptions, five break-ups, and a fumble recovery ... in the win over Utah State in the Famous Idaho Potato Bowl, led the Zips with nine tackles, including seven solo stops ... in the win over Buffalo, had six tackles and an interception ... in the win at Miami (Ohio), had four tackles, a forced fumble, and a break-up ... in the win at UMass, had seven tackles and a break-up ... against Central Michigan, had four tackles and a break-up ... at Bowling Green, had five tackles ... in the win at Eastern Michigan, had four tackles and his first career interception ... against Ohio, had three solo tackles ... in the win at Louisiana, led the Zips with eight tackles and a break-up ... against Pittsburgh, had five tackles ... had four tackles in his first start as a Zip at No. 19 Oklahoma ... lettered.

As a Redshirt Freshman (2014): MAC Distinguished Scholar Athlete ... Academic All-MAC ... Academic Award for the highest GPA among the freshman class ... appeared in all 12 games ... saw action on the kickoff, kick return, and punt return units ... recorded three solo tackles ... lettered.




As a Freshman (2013): Redshirted.

High School: Second-Team Class AA as a senior at Greensburg Central Catholic HS ... as a junior, posted 85 tackles, two interceptions and 12 pass break-ups ... had 21 rushes for 326 yards and four touchdowns ... credited with 16 interceptions

Personal: Born Jan. 14, 1995 ... parents are Eric and Susan Guiser ... siblings are Cassidy and Joshua ... exercise science/pre-physical therapy major.

GUISER'S CAREER STATS

DEF	G-GS	UA	A	Total	TFL	Sacks	INT	PBU	FF	FR	Blkd
2014	12-0	3	0	3	0.0-0	0.0-0	0	0	0	0	0
2015	13-13	40	19	59	0.5-1	0.0-02(-2)	5	0	1	0	0
2016	9-8	26	27	53	2.0-12	1.0-11	1-8	2	0	0	1
TOTAL	32-21	69	46	115	2.5-13	1.0-11	3-6	7	0	1	1



ANDREW **42**
HAUSER

- ◆ Linebacker
- ◆ R-Senior | 6-1 | 230
- ◆ Mason, Ohio
- ◆ William Mason HS

As a Redshirt Senior (2017): Named the team's Defensive MVP and Most Improved in the Weight Room following spring drills.

As a Redshirt Junior (2016): Played in eight games with six starts at Mike linebacker ... finished with 39 tackles, 3.5 TFL, and a break-up ... led the Zips with six tackles at Ohio ... against Bowling Green, had five tackles, including a TFL ... had three tackles against Toledo ... had six tackles at Buffalo ... in the win at Marshall, had three tackles ... at No. 10 Wisconsin, had six tackles in his first starting appearance ... against VMI, had seven tackles, 1.5 TFL, and a break-up ... named the Unsung Hero defensive player following spring drills ... wore jersey #42 after wearing #58 for three seasons ... lettered.

As a Redshirt Sophomore (2015): Played in all 13 games ... also played on the kickoff and punt return units ... had 10 tackles and a blocked punt ... had two tackles in the win over Buffalo ... had four tackles in the win at Miami (Ohio) ... blocked a punt in the win at Eastern Michigan ... made two stops in the win over Savannah State ... lettered.

As a Redshirt Freshman (2014): Appeared in 10 games ... also saw action on the kick return unit ... lettered.

High School: Three-year letterwinner at Mason HS for coach Brian Castner ... 2013 first-team All-GMC Conference as a senior.

Personal: Born October 4, 1994 ... parents are Judy and Bruce Hauser ... has a younger sister Abby ... earned a bachelor's degree in sport management in May 2017 ... pursuing a master's degree in public administration.

HAUSER'S CAREER STATS

DEF	G-GS	UA	A	Total	TFL	Sacks	INT	PBU	FF	FR	Blkd
2015	13-0	6	4	10	0.0-0	0.0-0	0	0	0	0	1
2016	8-6	20	19	39	3.5-5	0.0-0	0	1	0	0	0
TOTAL	21-6	26	23	49	3.5-5	0.0-0	0	1	0	0	1



ANDREW **42**
HAUSER



MIKEE **22**
HAYES

- ◆ Cornerback
- ◆ Senior | 5-9 | 180
- ◆ Ocala, Fla.
- ◆ West Port HS

As a Junior (2016): Played in two games ... saw action at No. 10 Wisconsin and in the win over Miami (Ohio) ... lettered.

As a Sophomore (2015): Played in 12 games ... also played on the punt return unit ... had one solo tackle ... lettered.

As a Redshirt Freshman (2014): Did not see game action.


As a Freshman (2013): Redshirted.

High School: Played running back, cornerback and also returned kicks and punts at West Port HS ... also competed in track ... ran third leg of school's 4x100 relay team that won state ... ran the 100-meter dash.

Personal: Born May 11, 1993 ... parents are Doris and Dell Hayes ... organizational supervision major.

HAYES' CAREER STATS

DEF	G/GS	UA	A	Total	TFL	Sacks	INT	PBU	FF	FR	Blkd
2015	12-0	1	0	1	0.0-0	0.0-0	0	0	0	0	0
2016	2-0	0	0	0	0.0-0	0.0-0	0	0	0	0	0
TOTAL	14-0	1	0	1	0.0-0	0.0-0	0	0	0	0	0



NICK **JOHNS** 6


- ◆ Quarterback
- ◆ R-Sophomore | 6-3 | 225
- ◆ Leesburg, Va.
- ◆ Gonzaga HS
- ◆ Northeastern Okla. A&M

Enrolled at Akron in January 2017 ... has three years of eligibility remaining.


College: Spent the 2016 season at Northeastern Oklahoma A&M Junior College ... three-star JUCO recruit ... in 10 games, went 178-of-306 for 2,243 yards and 16 touchdowns ... redshirted as a true freshman at Virginia (2015).

High School: Played quarterback for coach Randy Trivers at Gonzaga HS in Washington, D.C. ... three-star recruit by ESPN.com, Scout.com, Rivals.com, and 247Sports ... as a senior, completed 66 percent (101-of-155) of his passes for 1,366 yards and 12 touchdowns to help Gonzaga win the city championship ... participated in the Offensive-Defensive Senior Bowl ... as a junior, threw for 963 yards and five touchdowns in six games before missing the remainder of the season with an injury.

Personal: Born Nov. 1, 1996 ... father is Greg Johns ... has three brothers- Matt, Mitchell, and Sean ... corporate finance major.



NICK **JOHNS**



DEVON **JONES** 51

- ◆ Defensive Line
- ◆ R-Sophomore | 6-4 | 225
- ◆ Akron, Ohio
- ◆ Coventry HS

As a Redshirt Freshman (2016): Missed the season with a knee injury.

As a Freshman (2015): Redshirted.

High School: Four-year letterwinner at defensive end and wide receiver for coach Ed Egan at Coventry HS ... totaled 100 tackles, 36.5 sacks, seven fumble recoveries, and four caused fumbles during his prep career ... two-time first-team All-PTC Metro Conference honoree ... selected to play in the 2015 All-Star game ... second-team All-Conference as a sophomore ... also a four-year letterwinner in track ... two-time All-Conference honoree ... lettered twice in wrestling and once in basketball.

Personal: Born May 14, 1997 ... mother is Nicole Jones ... sport management major.



TONY **JONES** 55

- ◆ Linebacker
- ◆ R-Junior | 6-1 | 225
- ◆ Duluth, Ga.
- ◆ Peachtree Ridge HS
- ◆ Los Angeles Pierce College

As a Junior (2016): Did not see game action ... enrolled at Akron in summer 2016.

College (2014-15): Earned associate's degree ... played linebacker for two seasons for coach Jason Stoblic at Los Angeles Pierce College (Calif.) ... as a freshman in 2014, team went 8-3 en route to the Long Beach Bowl ... tied the field and team records for tackles in one half with 10.

High School: Four-year letterwinner for coach Mark Fleetwood at Peachtree Ridge HS ... played tight end, defensive end, and linebacker ... as a senior, had 40 tackles, 10 hurries, eight TFL, and six sacks ... named Defensive Player of the Month for November ... as a junior, had 13 sacks ... played in the 2012 and 2013 All-Star games ... earned defensive honor roll accolades eight times.

Personal: Tony Jones, Jr. ... nickname is J.R. ... born May 27, 1995, in Cleveland, Ohio ... father is Tony Jones, Sr. ... has a younger brother Kameron and a younger sister Kamilla ... brother is a freshman linebacker at Louisville ... father played offensive tackle at Western Carolina en route to a 14-year NFL career, playing nine seasons with the Cleveland Browns, one with the Baltimore Ravens, and four with the Denver Broncos ... father went to two Super Bowls with Denver ... Big Brother volunteer coach ... sport management major.



TRAVONTE **JUNIUS** ²⁵

- ◆ Linebacker
- ◆ Junior | 6-3 | 210
- ◆ Akron, Ohio
- ◆ St. Vincent-St. Mary HS

As a Sophomore (2016): Played in eight games ... also saw action on the kickoff unit ... made a solo stop against Toledo ... assisted on a tackle at Buffalo ... had two tackles at No. 10 Wisconsin ... lettered.

As a Freshman (2015): Played in three games ... one of six true freshmen to see game action ... made collegiate debut at No. 19 Oklahoma.

High School: Helped St. V-M to a Division III state championship as a junior and senior ... as a senior, had 62 tackles, 17 sacks, 16 tackles for loss, three interceptions (returned one for a touchdown) ... also recovered one fumble and returned it for a touchdown, and forced one fumble ... as a junior, had 67 tackles, 12 sacks, 15 TFL, eight forced fumbles, and two interceptions ... selected to play in the 2014 North-South Classic ... also competed in basketball, and track and field for the Irish.

Personal: Parents are Tracy Henderson and Perry Junius ... has a brother Richard ... organizational supervision major.

JUNIUS' CAREER STATS


DEF	G-GS	UA	A	Total	TFL	Sacks	INT	PBU	FF	FR	Blkd
2015	3-0	0	0	0	0.0-0	0.0-0	0	0	0	0	0
2016	8-0	1	3	4	0.5-1	0.0-0	0	0	0	0	0
TOTAL	11-0	1	3	4	0.5-1	0.0-0	0	0	0	0	0



BRANDON **JUNK**

BRANDON **JUNK** ⁴⁵

- ◆ Tight End
- ◆ R-Sophomore | 6-2 | 240
- ◆ Clearwater, Fla.
- ◆ Central Catholic HS




As a Redshirt Sophomore (2017): Named the team's Most Improved Offensive Player following spring drills.

As a Redshirt Freshman (2016): Played in 10 games with one start ... also saw action on the punt return unit ... made first collegiate start against Bowling Green ... lettered.

As a Freshman (2015): Redshirted.

High School: Two-time Tampa Bay Times Honorable Mention ... three-year letterwinner at tight end, fullback, linebacker, defensive line, and long snapper for coach John Davis at Central Catholic HS ... team won three consecutive regional championships and advanced to state championship game his junior year ... team went 33-7 during his prep career ... finished career with 19 sacks, 170 tackles, 34 hurries, and 17 TFL ... played both sides of the ball as a senior ... started at tight end and defensive end/linebacker while long snapping on special teams ... played defensive end and long snapper in the Pinellas County All-Star Game.

Personal: Born April 22, 1997, in Columbus, Ohio ... parents are Art and Alicia Valero ... has two younger sisters, Alexa and Cami ... his late father Greg Junk played basketball at Robert Morris ... stepfather Art played football at Boise State ... has family members in Ohio ... sport management major.



RICH KALLAY

76

- ◆ Offensive Line
- ◆ Sophomore | 6-5 | 315
- ◆ Largo, Fla.
- ◆ Central Catholic HS

As a Redshirt Freshman (2016): Did not see game action.

As a Freshman (2015): Redshirted.

High School: A 2014 second-team All-State pick and Tampa Bay Times first-team All-Pinellas County selection for coach John Davis at Central Catholic HS ... played offensive guard ... team captain ... 2014 team MVP ... selected for the 2014 Pinellas County All-Star Game ... helped team to an 11-2 overall mark and 3-0 district record en route to 2014 District title ... team captured district title and state finals appearance in 2013, his junior season ... also a two-year letterman in wrestling and track and field (shot put) ... Student of the Month for October 2014 ... volunteered over 100 hours of community service.

Personal: Richard Robert Kallay ... parents are Roberta and Richard Kallay ... has a younger sister, Nadine ... sport management major.



MICHAEL KISH

11

- ◆ Defensive End
- ◆ Senior | 6-4 | 240
- ◆ Pittsburgh, Pa.
- ◆ Brentwood HS

Will wear jersey #11 this season after wearing #83 for three seasons ... moved to defensive end during 2017 spring drills.

As a Junior (2016): Played in 10 games at tight end ... also saw action on the field goal unit ... lettered.

As a Sophomore (2015): Played in one game ... made collegiate debut in the shutout victory of Kent State.

As a Redshirt Freshman (2014): Did not see game action.

As a Freshman (2013): Redshirted.

High School: Competed as a defensive end and tight end at Brentwood HS ... as a senior had eight catches for 150 yards and two touchdowns for the Spartans ... as a junior posted 11 receptions for 151 yards and two TDs ... also played basketball for Brentwood.

Personal: Born Jan. 16, 1995 ... son of Dan and Carly Lavelle ... siblings are Cody, Madison, and Chase ... exercise science major.



JOHN LAKO

40

- ◆ Linebacker
- ◆ Sophomore | 6-2 | 230
- ◆ Monroe, Mich.
- ◆ St. Mary Catholic Central HS

As a Redshirt Freshman (2016): Academic All-MAC ... played in all 12 games with three starts at Mike linebacker ... also saw action on the kickoff, punt, and punt return units ... finished with 36 tackles ... made seven tackles against Toledo ... had a season-high 13 stops against No. 25 Western Michigan ... had five tackles in the win over Miami while making his first appearance in the starting line-up ... made three solo stops against Appalachian State ... had four tackles in the win at Marshall ... made collegiate debut in the win over VMI ... lettered.

As a Freshman (2015): Named Scout Team Defensive Player of the Year ... redshirted.

High School: A 2014 first-team All-State honoree ... played for coach Jack Giarmo at St. Mary Catholic Central HS ... three-time letterwinner at linebacker and running back ... helped team to the 2014 state championship title.

Personal: Born April 26, 1997 ... parents are Ronald Lako and Nancy Lako ... has an older sister Abi ... business management major.

LAKO'S CAREER STATS

DEF	G-GS	UA	A	Total	TFL	Sacks	INT	PBU	FF	FR	Blkd
2016	12-3	12	24	36	1.0-0	0.0-0	0	1	0	0	0



JOVANN
LETULI



JOVANN
LETULI 75

- ◆ Offensive Line
- ◆ Senior | 6-5 | 330
- ◆ San Diego, Calif.
- ◆ San Diego HS
- ◆ Grossmont College

Dual-sport athlete ... also throws the discus for the track team.

As a Junior (2016): Started 11 games at right tackle ... also saw action on the field goal unit ... missed the Bowling Green game ... o-line provided perfect protection in the wins over Miami (Ohio) and Ball State ... lettered.

College: Played offensive tackle for two seasons for coach Mike Jordan at Grossmont College ... named first-team All-Conference as a sophomore.

High School: Two-year letterwinner for coach Doug Packwood at San Diego HS ... played defensive tackle ... also lettered in track and field, participating in the shot put, discus, and hammer.

Personal: Born August 18, 1996 ... middle name is Tasi ... parents are Crystal Lieb and Tafu Letuli ... has three older brothers- Tavita, Lashawn, and Roland- and two older sisters- Trisha and Lelana ... organizational supervision major.



DeMARCUS
LLOYD 34

- ◆ Linebacker
- ◆ Senior | 6-0 | 220
- ◆ Vienna, Ga.
- ◆ Dooly County HS
- ◆ Butler County CC

Will wear jersey #34 this season after wearing #16 last fall.

As a Junior (2016): Played in 11 games ... also saw action on the kickoff unit ... finished the season with 21 tackles, 2.5 TFL, an interception, and a hurry ... had two tackles in the win at Ball State ... made five stops in the win over Miami (Ohio) ... had two stops in the win at Kent State ... had four tackles and returned an interception 31 yards for a touchdown in the win at Marshall ... had three stops at No. 10 Wisconsin ... lettered.

College: Played linebacker for coach Tim Schaffner at Butler County Community College in El Dorado, Kan. ... 2015 Honorable Mention All-Jayhawk Conference selection ... team went 10-2 in 2015, finishing ranked No. 4 nationally ... started all 11 games ... led the Grizzlies with 109 tackles, including 54 solo stops, 23 TFL, five sacks, four forced fumbles, and two interceptions.

High School: Played linebacker and running back for coach Jimmy Hughes at Dooly County HS ... 2013 4A Defensive Player of the Year and second-team All-State as a senior ... finished career with 117 tackles, 18 TFL, 12 sacks, 10 forced fumbles, and two interceptions ... as a junior, named first-team All-Region ... participated in the 2013 O-D bowl game ... played basketball and baseball ... also lettered in track, participating in the 110 meter hurdles and 300 meter hurdles.

Personal: Born April 24, 1995 ... mother is Tywanda Lloyd ... has a younger brother Curtavian ... sport management major.

LLOYD'S CAREER STATS

DEF	G-GS	UA	A	Total	TFL	Sacks	INT	PBU	FF	FR	Blkd
2016	11-0	11	10	21	2.5-3	0.0-0	1-31	0	0	0	0



VINCE **LOCKETT** 29


- ◆ Safety
- ◆ Sophomore | 5-11 | 205
- ◆ Akron, Ohio
- ◆ St. Vincent-St. Mary HS

As a Redshirt Freshman (2016): Academic All-MAC ... Academic Award ... played in 11 games ... also saw action on the kickoff and kickoff return units ... had three tackles ... lettered.

As a Freshman (2015): Redshirted.

High School: Four-year letterwinner at linebacker and running back for coach Dan Boarman at St. Vincent-St. Mary HS ... named the 2014-15 Scholar-Athlete of the Year ... finished prep career with 2,783 rushing yards ... helped teams to titles in 2012 with a 13-2 record and 2013 with a 15-0 record ... as a senior, named second-team All-District with rushing for 1,423 yards ... as a junior, earned All-State and All-District honors ... selected for the North-South All-Star Classic ... also a four-year letterwinner in track ... won the 2013 state championship in the 4x100.

Personal: Born October 3, 1996 ... father is Matt Amedeo ... his late grandfather Joseph Amedeo played football at Akron ... criminal justice major.



DeMARCUS **LLOYD**



CEDRIC **McCOY**



DARRYL **LONG** 12

- ◆ Tight End
- ◆ R-Sophomore | 6-4 | 250
- ◆ Columbus, Ohio
- ◆ Westerville South HS
- ◆ Kentucky

Sat out the 2016 season per NCAA transfer rules.

College: As a Redshirt Freshman (2015): Played in 10 games at Kentucky for coach Mark Stoops as a reserve tight end and contributor on special teams.

As a Freshman (2014): Redshirted.

High School: Three-star tight end by Rivals, Scout, 247Sports.com, and ESPN ... rated 19th-best tight end in the nation and the 33rd-best prospect in the state of Ohio by ESPN ... Columbus Dispatch All-Metro Team special mention ... played tight end for coach Rocky Pentello at Westerville South HS ... as a senior, caught 22 passes ... as a junior, helped his team win eight games and a conference championship ... as a sophomore, had 24 receptions as a junior, 42 catches ... also played basketball and was a shot putter in track and field ... member of the Rotary Club and the Student-Athlete Merit Roll.

Personal: Born Sept. 17, 1995 ... parents are Darryl and Lucretia Long ... younger brother Dominique is a freshman safety at Michigan State ... cousin Joe Kelly played in the NFL with Cincinnati, New York Jets, Los Angeles Raiders, Los Angeles Rams, Green Bay, and Philadelphia ... uncle Bobby Kelly played football at Georgetown (Ky.) College ... loves to sing ... works with Special Olympics ... sport management major.

MEET THE ZIPS



DEON'TAE MOORE ⁵⁶

- ◆ Defensive End
- ◆ Senior | 6-2 | 220
- ◆ Akron, Ohio
- ◆ Kenmore HS



As a Junior (2016): Played in 10 games with three starts at defensive end ... finished with 20 tackles, 3.0 TFL, a sack, a forced fumble, and a break-up ... had a solo stop for a loss of seven yards at Ohio ... made two tackles against Bowling Green ... had three tackles in the win over Miami (Ohio) ... had three solo stops and a break-up in the win at Kent State ... had three tackles against Appalachian State ... had three tackles, including a sack for a loss of six yards, and a forced fumble in the win at Marshall ... had two tackles at No. 10 Wisconsin and against VMI ... lettered.

As a Sophomore (2015): Sat out the entire season with a torn ACL.

As a Redshirt Freshman (2014): Appeared in two games ... lettered.

As a Freshman (2013): Redshirted.

High School: First-Team All-Northeast Ohio ... All-Northeast Ohio Defensive Player of the Year ... first-team All-State ... 2011 Division II Defensive Player of the Year ... second-team Division II and City Series Defensive Player of the Year as a senior ... as a senior, posted 98 tackles (56 solo), 10 sacks, four forced fumbles, two fumble recoveries, and one interception ... had 12 receptions for 253 yards and two touchdowns ... gained 27 yards rushing on four carries ... as a junior, had 73 tackles, 16 tackles-for-loss, 14 sacks, forced five fumbles, and recovered two ... blocked three kicks and one punt ... had six pass break-ups ... received Associated Press All-Ohio and All-Northeast Ohio Inland District honors in Division II as a junior and senior.

Personal: Born Nov. 10, 1994 ... mother is Dionna Moore ... has a sister Adrianna ... organizational supervision major.



CEDRIC McCOY, Jr. ⁷⁷

- ◆ Offensive Line
- ◆ R-Senior | 6-5 | 310
- ◆ Palatka, Fla.
- ◆ Palatka HS
- ◆ Ellsworth CC

As a Redshirt Junior (2016): Played in eight games ... also saw action on the field goal unit ... enrolled at Akron in January 2016 ... lettered.

College: Played offensive line during the 2014 and 2015 seasons at Ellsworth Community College for coach Jesse Montalto ... earned All-Conference accolades both seasons.

High School: Played offensive line at Palatka HS for coach Willie Offord ... two-time All-Conference honoree ... participated in the 2013 Florida vs. Georgia All-Star Game.

Personal: Born July 7, 1993 ... parents are Marilyn Johnson and Cedric McCoy, Sr. ... has two sisters—D'Wan and Mia ... criminal justice major.

MOORE'S CAREER STATS

DEF	G-GS	UA	A	Total	TFL	Sacks	INT	PBU	FF	FR	Blkd
2014	2-0	0	0	0	0.0-0	0.0-0	0	0	0	0	0
2016	10-3	8	12	20	3.0-15	1.0-6	0	1	1	0	0
TOTAL	12-3	8	12	20	3.0-15	1.0-6	0	1	1	0	0



MANNY **MORGAN** 9

- ◆ Running Back
- ◆ Senior | 5-8 | 200
- ◆ Naples, Fla.
- ◆ Naples HS

Will wear jersey #9 this season after wearing #28 for three seasons.

As a Junior (2016): Played in 11 games with three starts ... finished second in rushing with 417 yards on 81 carries ... led the Zips with 47 yards on eight carries at Ohio ... had 25 yards on eight carries at Buffalo ... in the win at Ball State, rushed seven times for 43 yards ... against No. 23 Western Michigan, led the Zips with 53 yards on eight carries, averaging 6.6 yards per carry ... in the win over Miami, had nine carries for 19 yards ... in the win at Kent State, had 11 rushes for 38 yards while starting ... had 37 yards on nine carries against Appalachian State ... in the win at Marshall, made his first collegiate start ... finished with 18 carries for 130 yards, both career highs ... it marked the first career 100-yard rushing performance of his career ... had three carries for 25 yards at No. 10 Wisconsin ... lettered.

As a Sophomore (2015): Played in eight games ... saw action on the kick-off return unit.

As a Redshirt Freshman (2014): Appeared in three games ... had nine carries for 38 yards and a touchdown ... rushed eight times for 36 yards and a touchdown against Marshall ... his 11-yard TD run against the Thundering Herd was the first score of his collegiate career ... had a two-yard run in the win over Howard ... lettered.

As a Freshman (2013): Redshirted.

High School: Three-year varsity letterwinner at Naples HS ... finished his career with 4,546 rushing yards, second most in the history of the program ... rushed for 2,069 yards on 245 carries and 25 touchdowns as a senior ... Class 6A all-state first-team honoree as a senior ... Golden Eagles were regional champions in 2012 ... had 1,321 yards on 155 carries and eight TDs as a junior.

Personal: Born Feb. 11, 1994 ... parents are Tyrone Morgan and Yolanda Cruz ... organizational supervision major.

MORGAN'S CAREER STATS

RUSHING	G-GS	Att	Yds	TD	Lg	Avg/C	Avg/G
2014	3/0	9	38	1	12	4.2	12.7
2015	8/0	0	0	0	0	0.0	0.0
2016	11-3	81	417	0	61	5.1	37.9
TOTAL	22-3	90	455	1	61	5.1	20.1




MYRAN **MOUNDS** 14

- ◆ Cornerback
- ◆ R-Junior | 5-7 | 175
- ◆ Fort Lauderdale, Fla.
- ◆ Warren Central HS

High School: Four-year letterwinner at cornerback for coach Jayson West at Warren Central HS in Indianapolis.

Personal: Born Feb. 19, 1994 ... parents are Myra and coach Otis Mounds ... has a brother, Otis Jr., and two sisters- Oteria and Faith ... father is the Zips' cornerback coach ... the only father-son combo on the Akron roster ... organizational supervision major.



JONATHAN
NEELEY 73

- ◆ Offensive Line
- ◆ R-Freshman | 6-5 | 300
- ◆ Youngstown, Ohio
- ◆ Ursuline HS

As a Freshman (2016): Redshirted.

High School: Played on both lines for coach Larry Kempe at Ursuline HS ... played tackle on offense line and end on defense line ... two-time All-American ... All-Ohio and All-State ... helped the team to the state semifinals as a senior in 2015 ... team advanced to the third round of the state playoffs in 2014 ... played in the 2016 Jack Arvin Classic All-Star game ... four-year letterwinner in track ... two-time All-State selection ... set the freshman and school records in discus.

Personal: Born July 5, 1997 ... parents are Josh and Chrissy Neeley ... has a sister Caitlin and a brother Christopher ... would like to go to medical school ... emergency management and homeland security major.



KATO
NELSON




KATO
NELSON

- ◆ Quarterback
- ◆ R-Freshman | 6-1 | 205
- ◆ Hollywood, Fla.
- ◆ Flanagan HS

As a Freshman (2016): Redshirted.

High School: Three-star recruit ... first commitment of 2016 class ... played quarterback his senior season for coach Devin Bush at Flanagan HS ... two-time 2A All-State selection ... 2015 2A Player of the Year ... team advanced to 2015 state championship ... as senior, threw for 1,404 yards and 16 touchdowns on 101-of-164 during the regular season ... also the team's leading rusher ... had 72 rushes for 354 yards and five touchdowns ... cousin Stanford Samuels III was a teammate ... played his sophomore and junior seasons at Champagnat Catholic School in Hialeah ... combined for 4,765 yards and 57 touchdowns ... led Champagnat to the Class 2A state championship as a sophomore ... played freshman season at McArthur HS.

Personal: Born September 19, 1997 ... legal first name is Kalyn ... nicknamed Kato as a kid by his late grandfather Rudolph Nelson ... parents are Tiffany Bog and Roger Nelson ... has five siblings ... athletic training major.



TOM O'LEARY 37

- ◆ Placekicker
- ◆ R-Junior | 5-11 | 195
- ◆ Tucker, Ga.
- ◆ St. Pius X Catholic HS

Preseason third-team All-MAC by *Athlon Sports*.

As a Redshirt Sophomore (2016): Third-team All-MAC ... third-team All-MAC by Phil Steele ... played in all 12 games ... went 10-11 in field goals and 39-of-42 in extra points for 69 points ... kicked off 46 times for 2,644 yards (57.5 avg.) with six touchbacks ... at Ohio, attempted a 43-yard field goal in the first quarter ... it bounced off the upright, his only miss of the season ... then made a 35-yard field goal to open the third quarter, UA's only points in the game ... against Bowling Green, made two field goals and two extra points ... against Toledo, made a 21-yard field goal and two extra points ... at Buffalo, nailed a 34-yard field in the first quarter to put UA on the scoreboard first ... opened the third quarter with a 29-yard field goal and added two extra points ... in the win at Ball State, kicked off five times for 265 yards (53.0 avg.)



TOM O'LEARY

... was a perfect 5-for-5 in extra points ... kicked off once for 65 yards against No. 23 Western Michigan ... in the win over Miami, nailed five extra points and kicked off six times for 338 yards (56.3 avg.) ... in the win at Kent State, put Akron on the scoreboard first with a 46-yard field goal, the longest of his collegiate career ... also kicked off five times for 286 yards (57.2 average) ... against Appalachian State, O'Leary was a perfect 5-for-5 in extra points and nailed a 32-yard field goal, his third consecutive make ... in the win at Marshall, made a 26-yard field goal and eight PATs while kicking off 11 times for 648 yards (58.9 avg.) ... at No. 10 Wisconsin, his 32-yard field goal to close out the first half was the first made field goal of his collegiate career ... also kicked off twice for 108 yards (54.0 avg.) ... in the win over VMI, converted five of seven extra points ... also kicked off six times for 380 yards (63.3 average) ... lettered.

As a Sophomore (2015): Redshirted.

As a Freshman (2014): Appeared in two games ... converted 5-of-6 extra points and went 0-2 in field goals ... at Penn State, missed a 31-yard field goal ... in the win over Howard, his collegiate debut, converted five (of six) extra points (one was blocked) ... lettered.

High School: As a senior, selected to 2013 All-State Georgia team, All-DeKalb County team, Region 6 AAA All-Region team ... played in the DeKalb County All-Star game and the Georgia State North South game ... Special Teams Player of the Year ... broke his own record for points scored in a season with 79 points ... tied the field goal record for the school at 11 (six over 39 yards with two 47 and one 46 yards) ... set the school's then-record for the all-time points scored for any position with 225 points ... set touchback record ... set career record for the most field goals scored 22 ... as a junior, named to 2012 All-State Georgia Team ... selected as the kicker/punter for the 2012 Rising Senior Games East Team from the entire state of Georgia ... Atlanta Journal Constitution All-Metro honoree ... DeKalb County Football Coaches Association All-County pick ... Region 6 AAA All-Region honoree ... 2011 Special Teams Player of the Year ... also the starting midfielder for St. Pius X 2014 soccer state championship team ... member of the 4x400 team for St. Pius X 2013 track and field state championship team ... Honor Roll student.

Personal: Born September 17, 1995 ... parents are Joe and Terri O'Leary ... has an older brother James ... sales management major.

O'LEARY'S CAREER STATS

KICKING	G-GS	FG	Pct.	Lg	XP	Pct.	Pts.
2014	2-0	0-2	0.0	0	5-6	83.3	5
2016	12-0	10-11	90.9	46	39-42	92.8	69
TOTAL	14-0	10-13	76.9	46	44-48	91.7	74



XAVIER
QUIGLEY



DEAN
RAMICONE

- ◆ Linebacker
- ◆ Sophomore | 6-0 | 200
- ◆ Brunswick, Ohio
- ◆ Brunswick HS

High School: All-Greater Cleveland Conference ... Honorable Mention All-District ... played linebacker for coach Luke Beal at Brunswick HS ... led the team in tackles as a senior in 2015 ... also lettered in rugby, track, wrestling ... qualified for districts in wrestling.

Personal: Born Feb. 22, 1998 ... parents are Dean Ramicone, Sr., and Laurel Ramicone ... has a younger sister, Madeleine, and a younger brother, Dante ... wants to go to law school ... political science and criminal justice major.



XAVIER
QUIGLEY

- ◆ Offensive Line
- ◆ R-Senior | 6-1 | 290
- ◆ Ankeny, Iowa
- ◆ Ankeny HS
- ◆ Iowa Western CC


As a Redshirt Junior (2016): CoSIDA Academic All-America nominee ... Academic All-MAC ... played in all 12 games with one start at center ... also saw action on the punt unit ... appeared in the starting line-up in the win at Ball State ... lettered.

As a Junior (2015): Redshirted.

College: Spent the 2013 and 2014 seasons at Iowa Western Community College ... 2014 All-Conference selection ... team went 11-1 overall both seasons ... only loss in 2014 was in the National Championship game.

High School: Third-team All-State in 2012 ... All-Conference selection ... two-year letterwinner for coach Jerry Pezzetti at Ankeny HS ... team went a perfect 14-0 his senior year en route to the 2012 state championship ... team advanced to the 2011 state semifinals, finishing at 11-2 overall ... also a three-year letterwinner in wrestling.

Personal: Born July 21, 1994 ... mother is Joell Quigley ... sports studies with education major.



BRIAN
REINKE

- ◆ Defensive Line
- ◆ Junior | 6-4 | 255
- ◆ Akron, Ohio
- ◆ Copley Senior HS

As a Sophomore (2016): Played in 11 games ... also saw action on the kickoff return and field goal units ... had a tackle against Toledo ... team representative on Student-Athlete Advisory Council (SAAC) ... lettered.

As a Redshirt Freshman (2015): Saw action in one game ... made collegiate debut in the win over Savannah State.

As a Freshman (2014): Redshirted.

High School: Played tight end, linebacker, and defensive end for coach Ron Viscounte at Copley HS ... only played football as a senior in 2013 ... had 70 tackles, 10 TFL, nine sacks a forced fumble, two fumble recoveries, and a defensive touchdown ... on offense, had four receptions for 100 yards and a touchdown.

Personal: Born Dec. 6, 1995 ... parents are Randall Reinke and Kathleen Reinke ... has an older brother, Matthew ... mother played volleyball at Akron ... Copley HS teammate Quincy Iverson plays at Toledo ... sport management major.



KYLE RITZ 66

- ◆ Offensive Line
- ◆ Junior | 6-5 | 305
- ◆ Willoughby, Ohio
- ◆ Willoughby South HS

Preseason third-team All-MAC by *Athlon Sports* ... has played in EVERY game of his collegiate career.

As a Sophomore (2016): Started all 12 games at right guard ... one of only seven Zips to start every game ... also saw action on the field goal unit ... recipient of the Harry "Doc" Smith Award for offense ... top returner on the line with the most playing experience ... o-line provided perfect protection in the wins over Miami (Ohio) and Ball State ... named the Unsung Hero offensive player and Offensive Weight Room MVP following spring drills ... lettered.

As a Redshirt Freshman (2015): Academic All-MAC ... recipient of the Harry "Doc" Smith Award and Academic Award ... played in all 13 games with five starts at right tackle ... saw action on the punt and field goal units ... Akron's run blocking and pass protection schemes elevated the offensive production this season ... the Zips averaged 164.8 yards per game on the ground, 41.1 yards better than last season ... the Zips rushed for 2,143 total yards, exceeding the 2014 season total of 1,484 (after just 10 games) ... the O-Line allowed eight fewer sacks ... lettered.


As a Freshman (2014): Redshirted.

High School: Named first-team All-Ohio, first-team Northeast Ohio All-Lake District, and first-team News-Herald All-Star as a senior at Willoughby South HS ... credited with 22 pancake blocks during his senior campaign ... received second-team Northeast Ohio All-Lake District and second-team News-Herald All-Star honors following his junior season when the team posted a 10-1 record ... MaxPreps Freshman All-American.

Personal: Born October 12, 1995 ... parents are Steve (father) and Jennifer Ritz and Diane (mother) and Michael Santucci ... has a brother Rhett ... biomedical engineering major.



KYLE RITZ



AUSTIN SAMPLE 78

- ◆ Offensive Line
- ◆ R-Freshman | 6-3 | 300
- ◆ Sylvania, Ohio
- ◆ Northview HS

As a Freshman (2016): Redshirted ... recipient of the Rise & Shine Award.

High School: Four-year letterwinner on the offensive line for coach Doug Downing at Northview Sylvania HS ... played tackle, guard, and center throughout his prep career ... two-time first-team All-NLL Conference selection ... also a three-year letterwinner in basketball ... Volunteer Award ... volunteered for over 300 hours.

Personal: Born October 10, 1997 ... parents are Mike and Julie Sample ... has two brothers- Evan and Alex- and a younger sister Madison ... finance major.



DELTRON **SANDS** **13**

- ◆ Running Back
- ◆ R-Sophomore | 5-8 | 200
- ◆ Fort Lauderdale, Fla.
- ◆ Saint Thomas Aquinas HS
- ◆ Oregon State

As a Redshirt Freshman (2016): Sat out the 2016 season per NCAA transfer rules.

As a Freshman (2015): One of four true freshmen to play at Oregon State ... played in four games before suffering a season-ending shoulder injury ... had six carries for 24 yards and one reception for three yards ... also saw action on the kick return unit.

High School: Three-star recruit by 247Sports and Scout ... rated the No. 86 running back prospect in the nation ... ranked No. 149 by Scout for running backs in the nation and No. 20 in Florida ... played running back for coach Rocco Cassulo at Saint Thomas Aquinas HS ... helped team to state championships in 2014 and 2013 ... team finished No. 8 in the nation ... led the state of Florida in rushing with 14.0 yards per carry ... as a senior, had 65 carries for 78 yards ... All-County as a senior ... also returned punts and kicks ... All-State honoree as a junior ... participated in the Public vs. Private All-Star game.

Personal: Born November 15, 1996 ... parents are Danielle Griffin and George Sands ... has two younger brothers- Jordan and Gemari ... organizational supervision major.



JON **SEMERENE** **26**

- ◆ Placekicker | Punter
- ◆ R-Sophomore | 6-0 | 210
- ◆ Weston, Fla.
- ◆ Cypress Bay HS
- ◆ Miami (Fla.)

As a Sophomore (2016): Missed the season with a knee injury.

College: Played in all 13 games in 2015 at Miami ... primary kickoff specialist ... had 64 kickoffs ... averaged 62.6 yards per kick.

High School: Handled kicking duties for coach Mark Guandolo at Cypress Bay HS ... team was the state runner-up.

Personal: Born November 14, 1995 ... has an older brother Josh and an older sister Juliana ... sport management major.



ANDREW **SIEGMAN** **68**


- ◆ Defensive Line
- ◆ R-Freshman | 6-3 | 300
- ◆ Brecksville, Ohio
- ◆ Brecksville-Broadview HS

As a Redshirt Freshman (2017): Named the team's Defensive Unsung Hero following spring drills.

As a Freshman (2016): Redshirted.

High School: Played both lines for coach Jason Black at Brecksville-Broadview HS ... saw action at right tackle, defensive end, and defensive tackle ... All-Conference honoree ... team won the Suburban League and district championships ... as a senior, had 43 tackles, 42 assisted, one solo, two sacks, two hurries, six TFL, and a fumble recovery ... participated in the 2016 East-West All-Star game ... also a three-year letterwinner in track and swam for one season ... earned conference Honorable Mention accolades in track ... D.A.R.E. role model ... huddle leader ... volunteered with Habitat for Humanity.

Personal: Born December 25, 1997 ... parents are Glenn and Lenore Siegman ... has two older brothers- Alex and Matt ... accounting major.



KWADARRIUS **SMITH**



KWADARRIUS SMITH 3

- ◆ **Wide Receiver**
- ◆ **R-Junior | 5-9 | 165**
- ◆ **Orlando, Fla.**
- ◆ **First Academy**
- ◆ **Missouri**

Dual-sport athlete ... also runs track for the Zips.

Track 2017: Outdoor: Competed in a trio of meets... ran a season-best time of 10.42 en route to placing 14th in the 100 meters at the Texas Relays ... placed 15th in the 100 meters at the 2017 MAC Championships ... member of a pair of 4x100 relay teams, including finishing fourth at the Roadrunner Invitational. **Indoor:** Appeared in seven meets, including placing third in the 60 meters (6.79) and fifth in the 200 meters (22.22) at the 2017 MAC Championships ... registered the fourth-fastest time in the 60 meters in program history crossing the line in 6.75 en route to placing second at the Penn State National ... placed in the top-five in 12 of 13 races in the 60 meters ... won 60 meters at Kent State Dual with a time of 6.76, while also finishing first in the 200 meters in 21.80 ... turned in season-best time of 21.69 en route to placing third in the 200 meters at the Kentucky Invitational ... won 60 meters in 6.80 at Zips Invitational.

As a Redshirt Sophomore (2016): Played in 10 games with one start ... finished with six receptions for 147 yards and a touchdown ... had a 32-yard catch against Toledo ... made first collegiate start in the win at Kent State ... had two catches for 75 yards in the win over the Golden Flashes ... made a 30-yard touchdown reception in the win at Marshall ... had a 10-yard reception at No. 10 Wisconsin ... made collegiate debut in the win over VMI ... lettered.

Track 2016: Outdoor: Second-team All-MAC ... finished second in the 4x100 relay (40.42) with fellow football teammates Hakeem Lawrence and Anthony Young ... team won the 2016 MAC Championship. **Indoor:** Registered a third-place in the 60 meters and a fifth-place finish in the 200 meters at the Mid-American Conference Championships ... turned in the fourth-fastest time (6.75) in program history en route to placing third in the 60 meters at the MAC Championships, while finishing fifth in the 200 meters in a time of 21.61 ... posted Top 10 finishes in each of his 12 races in the 60 meters, including capturing the title at the Zips Invitational in 6.75 ... placed in the Top 10 in each of his seven races in the 200 meters ... registered a season-best time of 21.46 to finish second in the 200 meters at the Kent State Dual.

As a Sophomore (2015): Sat out per NCAA transfer rules.

At Missouri: As a Freshman (2014): Redshirted in football ... participated in track and field.

High School: Three-year letterwinner in football and four-year letterwinner in track at Orlando's First Academy ... first-team All-State and first-team All-Conference at cornerback ... Special Teams Player of the Year for Class 3A

... in prep career, had 62 receptions for 1,600 yards with four kick returns on special teams ... defensively, had six interceptions and 102 tackles ... as a senior, had 28 touchdowns and three interceptions ... team scored the fourth most points in the country in 2012 while winning the regional and district championships ... participated in four All-Star games, including Florida vs. Georgia ... in track, won the state championship in the 100 (10.45) and 200 (21.35) meters ... participated with the U.S. Team and Team Florida in the USA vs. the World Junior Olympics ... National Honor Society.

Personal: Born December 20, 1994 ... parents are Kirsten and Pat Telan ... has two younger siblings- Kyle and Abby ... plays the drums ... sport management major.

SMITH'S CAREER STATS

RECEIVING	G-GS	Rec	Yds	TD	Lg	Rec/G	Avg/C	Avg/G
2016	10-1	6	147	1	40	0.6	24.5	14.7

KICK RETURNS	G-GS	No.	Yds	TD	Lg	Avg/R
2016	10-1	2	12	0	13	6.0



NATE STEWART 15

- ◆ **Wide Receiver**
- ◆ **R-Freshman | 6-2 | 210**
- ◆ **Bethlehem, Pa.**
- ◆ **Pius X HS**

As a Freshman (2016): Redshirted.

High School: Four-time All-Conference selection ... 2014 All-State honoree ... played both sides of the ball for coach Phil Stambaugh at Pius X HS ... in prep career, had 42 receiving touchdowns, more than 200 catches and 2,000 yards ... defensively, had 11 interceptions and four kick returns ... participated in the Lehigh Valley Conference McDonald's All-Star game ... also a four-year letterwinner in basketball and track ... played in All-Star game for basketball.

Personal: Born June 16, 1998 ... parents are Natalie and Lester Stewart ... has a younger brother- Jalen- and two younger sisters- Keturah and Samaria ... media studies major.



MYKEL
TRAYLOR-BENNETT

- ◆ Tight End
- ◆ R-Senior | 6-3 | 230
- ◆ Columbus, Ohio
- ◆ Reynoldsburg HS

As a Redshirt Senior (2017): Named the team's Offensive MVP following spring drills.

As a Redshirt Junior (2016): Played in nine games with two starts ... finished the season with nine receptions for 97 yards and a touchdown ... received the starting nod at Ohio and at No. 10 Wisconsin ... had two receptions for 20 yards at Ohio ... made two catches for 28 yards at Ohio ... had two receptions for 15 yards against No. 25 Western Michigan ... made a 25-yard reception against Appalachian State ... had two catches for eight yards and a touchdown in the win at Marshall ... moved to tight end in the preseason ... named the Most Improved offensive player following spring drills ... lettered.

As a Junior (2015): Sat out the season with an injury ... redshirted.

As a Sophomore (2014): Recipient of the Harry "Doc" Smith Outstanding Sophomore Award (offense) ... appeared in nine games with six starts at wide receiver ... finished with 290 yards and a team-best four touchdowns on 20 catches ... missed three games with an injury ... had three receptions for 34 yards, including a 28-yard catch, at Kent State ... put UA on the scoreboard in the win at Pittsburgh with a 52-yard touchdown reception to tie the game in the second quarter ... had a 24-yard TD reception from Thomas Woodson against Marshall ... in first career start, had three catches for 22 yards at Penn State ... in the win over Howard, scored the first two touchdowns of his career ... had four receptions for 82 yards ... lettered.

As a Freshman (2013): Appeared in all 12 games ... finished the season with 12 catches for 112 yards ... caught three passes for 25 yards in his collegiate debut at Central Florida ... had four catches for 48 yards, including a season best 34-yard reception, at Northern Illinois ... also had three catches for 26 yards at Miami (Ohio) ... lettered.

High School: As a senior at Reynoldsburg HS, posted 20 catches for 355 yards and four touchdowns, and had 11 carries for 44 yards ... also returned punts and kickoffs ... credited with five punt returns for 116 yards and eight kickoff returns for 229 yards ... during his junior year, had 24 catches for 492 yards and four TDs and carried the ball 44 times for 249 yards and five TDs.

Personal: Born November 12, 1994 ... parents are Jemal Traylor and Demetria Bennett ... received bachelor's degree in organizational supervision during Summer 2017 ... pursuing a master's degree.



MYKEL
TRAYLOR-BENNETT

TRAYLOR-BENNETT'S CAREER STATS

RECEIVING	G-GS	Rec	Yds	TD	Lg	Rec/G	Avg/C	Avg/G
2013	12-0	12	112	0	34	1.0	9.3	9.3
2014	9-6	20	290	4	52	2.2	14.5	32.2
2015	Redshirted							
2016	9-2	9	97	1	26	1.0	10.8	10.8
TOTAL	30-8	41	499	5	52	1.4	12.2	16.3

RUSHING	G-GS	Rec	Yds	TD	Lg	Rec/G	Avg/C	Avg/G
2016	9-2	10	46	4	19	1.5	4.6	5.1

KICK RET.	G-GS	No.	Yds	TD	Lg	Avg/R
2013	12-0	9	172	0	25	19.1
2014	9-6	1	17	0	17	17.0
2015	Redshirted					
TOTAL	12-0	10	189	0	25	18.9



CHUCK **TURFE** 30

- ◆ Running Back
- ◆ Sophomore | 5-11 | 195
- ◆ Canton, Mich.
- ◆ Canton HS


As a Sophomore (2017): Named the team's Offensive Unsung Hero following spring drills.

As a Redshirt Freshman (2016): Played in one game ... made collegiate debut at Buffalo ... lettered.

As a Freshman (2015): Redshirted.

High School: Four-year letterwinner at running back, linebacker, and special teams for coach Tim Buechler at Canton (Mich.) HS ... two-time All-State Honorable Mention selection ... three-time All- KLA A Conference pick ... recorded more than 3,500 all-purpose yards and 44 touchdowns in career ... as a senior, rushed for 1,110 yards ... invited to 2015 Michigan vs. Ohio All-Star Classic.

Personal: Born November 5, 1996 ... parents are Norman and Nadia Turfe ... has an older brother Todd and a younger sister Wanda ... father played wide receiver at Army (1985-89) ... Special Olympics volunteer ... strategic and organizational communication major.



CLAYTON **UECKER** 14

- ◆ Quarterback
- ◆ R-Senior | 6-5 | 220
- ◆ Akron, Ohio
- ◆ St. Vincent-St. Mary HS
- ◆ Ave Maria (Fla.)

As a redshirt Junior (2016): Sat out the 2016 season per NCAA transfer rules ... enrolled at Akron in January 2016.

At Ave Maria University: As a Junior (2015): Played in 10 games ... went 98-of-204 for 1,189 yards and eight touchdowns.

As a Sophomore (2014): Started all 11 games at quarterback and threw for 2,494 along with 20 touchdowns ... ranked in the Top 25 nationally for passing yards per game, total passing, total offense per game, and total offense ... also ranked 34th in passing efficiency ... led the Sun Conference in total

offense, total offense per game, passing, passing per game, passing touchdowns, and passing yards, ... was second in passing efficiency ... named the Sun Conference player of the week he threw for 392 yards and three touchdowns against the Apprentice School.

As a Freshman (2013): Won the starting job his first fall on campus and never looked back ... named the Ave Maria University Newcomer of the Year ... in 10 games, threw for 2,442 yards and 24 touchdowns ... finished his freshman year ranked ninth nationally in passing yards per game, No. 14 in total offense per game, No. 16 in total passing, No. 21 in passing efficiency, and No. 27 in total offense ... helped team to an 8-2 record in 2013 en route to the Independent Conference championship.

High School: Played quarterback for coach Dan Boarman at Akron's St. Vincent-St. Mary HS ... helped the Irish to the 2012 state championship with a 13-2 record ... as a senior, surpassed 3,100 passing yards ... also played baseball.

Personal: Born June 23, 1994 ... parents are Juliana Uecker and Keith Uecker ... has three siblings- Victoria, Jack, and Jane ... father played offensive guard in the NFL for 10 seasons, eight with the Green Bay Packers and two with the Denver Broncos ... father also coached the offensive line at Akron (1999-03) ... mother played basketball at Miami (Fla.), while brother played golf at Wittenberg (2011-14) ... sales management major.



JOSH **WARD** 52

- ◆ Linebacker
- ◆ Sophomore | 6-2 | 240
- ◆ Delray Beach, Fla.
- ◆ American Heritage HS

As a Redshirt Freshman (2016): Played in all 12 games ... also saw action on the punt and kickoff return units ... on the season, had six tackles, 1.5 sacks, and a forced fumble ... at Ohio, had his first career sack in the second quarter for a loss of six yards ... also forced a fumble ... had two tackles in the win at Marshall ... lettered.

As a Freshman (2015): Scout Team Defensive Player of the Year ... redshirted.

High School: Four-year letterwinner at linebacker and defensive end for coach Stacey Sizemore at American Heritage HS ... Max Preps All-American ... All-County selection ... Defensive Player of the Year ... helped team to the 2011 state championship ... as a senior, had 81 tackles and 24 sacks.

Personal: Born December 29, 1996 ... parents are Brad and Janet Ward ... would like to go to law school ... business major.

WARD'S CAREER STATS

DEF	G-GS	UA	A	Total	TFL	Sacks	INT	PBU	FF	FR	Blkd
2016	12-0	2	4	6	1.5-8	1.5-8	0	0	1	0	0

MEET THE ZIPS



97 BRENNAN WILLIAMS

- ◆ Defensive Line
- ◆ Junior | 6-1 | 285
- ◆ Akron, Ohio
- ◆ Firestone HS

As a Junior (2017): Named the team's Most Improved Defensive Player following spring drills.

As a Sophomore (2016): Played in 10 games with one start at tackle ... finished the season with 10 tackles and a fumble recovery ... had two solo stops against No. 25 Western Michigan ... made first collegiate start against Appalachian State ... had four tackles and fumble recovery ... made two solo stops in the win over VMI ... lettered.

As a Redshirt Freshman (2015): Played in four games ... had four tackles on the season ... had two tackles, including a TFL, in the win at Eastern Michigan ... made collegiate debut in the win over Savannah State and had two tackles ... lettered.

As a Freshman (2014): Redshirted.

High School: Four-year letterwinner at Akron's Firestone HS ... three-time All-City honoree ... had 90 tackles, three sacks, and a pick six as a senior ... participated in the Thanksgiving Turkey Bowl game.

Personal: Born October 2, 1995 ... parents are Gail Williams and Bernard Williams ... has two brothers, Brian and Benjamin, and a sister, Brianna ... emergency management and homeland security major.

BRENNAN WILLIAMS' CAREER STATS

DEF	G-GS	UA	A	Total	TFL	Sacks	INT	PBU	FF	FR	Blkd
2015	4-0	1	3	4	1.0-1	0.00	0	0	0	0	0
2016	10-1	8	2	10	0.0-0	0.0-0	0	0	0	1	0
TOTAL	14-1	9	5	14	1.0-1	0.0-0	0	0	0	1	0



35 NEWMAN WILLIAMS

- ◆ Tight End
- ◆ Junior | 6-2 | 265
- ◆ Akron, Ohio
- ◆ St. Vincent-St. Mary HS

As a Sophomore (2016): Played in nine games with five starts ... had two receptions for 16 yards in the win at Ball State ... lettered.

As a Redshirt Freshman (2015): Played in six games with two starts on offense ... had six receptions for 71 yards and a touchdown on the season ... had two receptions in the win over Kent State, including his first career TD on an 11-yard reception in the second quarter ... in the win over Savannah State, had two catches for 23 yards ... made collegiate debut at No 19 Oklahoma and had a 12-yard reception ... added tight end duties during spring 2015 drills ... lettered.


As a Freshman (2014): Redshirted.

High School: St. Vincent-St. Mary HS won a Division III state championship his junior and senior year ... played both linebacker and fullback for the Irish ... during his senior year, credited with 125 tackles, 21 tackles for loss, two interceptions (one for a touchdown) and two fumble recoveries (one returned for a TD) ... as a junior, made 117 tackles to go with four INTs and two recovered fumbles ... also played basketball.

Personal: Born Nov. 9, 1995 ... parents are Daren and Simone Williams ... has two sisters- Ebonie and Sha- and a brother DJ ... organizational supervision major.

NEWMAN WILLIAMS' CAREER STATS

RECEIVING	G-GS	Rec	Yds	TD	Lg	Rec/G	Avg/C	Avg/G
2015	6-2	6	71	1	16	1.1	11.8	14.2
2016	9-5	2	16	0	8	0.2	8.0	1.8
TOTAL	15-7	8	87	1	16	0.5	10.9	5.8



AUSTIN WOLF 82

- ◆ Wide Receiver
- ◆ Senior | 6-3 | 210
- ◆ Lebanon, Ohio
- ◆ Lebanon HS

Preseason fourth-team All-MAC by *Athlon Sports*.

As a Junior (2016): Started all 12 games ... one of only seven Zips to start every game ... also saw action on the kickoff return unit ... third in receiving with 36 receptions for 550 yards and five touchdowns ... had two receptions for 39 yards against Bowling Green ... caught three balls for 34 yards against Toledo ... had three receptions for 21 yards at Buffalo ... in the win at Ball State, had six receptions for 91 yards and a touchdown ... against No. 23 Western Michigan, had two receptions for 50 yards, including a 44-yard catch ... had just one catch- a 24-yard touchdown- in the win over Miami ... in the win at Kent State, led the receiving corps with three catches for 50 yards and a touchdown ... had seven receptions for 62 yards against Appalachian State ... in the win at Marshall, had three receptions for a career-high 88 yards and a touchdown ... against VMI, had four receptions for 82 yards and a touchdown ... lettered.

As a Sophomore (2015): Played in 12 games ... had 10 receptions for 212 yards and two touchdowns on the season ... also played on the kickoff unit ... in the win over Buffalo, had a 36-yard TD reception to give UA a 14-0 lead ... finished with two receptions for 46 yards ... in the win at UMass, put the Zips on the scoreboard with a 27-yard TD reception ... the touchdown was the second of his collegiate career and his first this season ... in the win at Louisiana, had two receptions for 70 yards, including a 41-yard catch ... lettered.

As a Redshirt Freshman (2014): Appeared in six games ... finished with four receptions for 84 yards and a touchdown ... had a 14-yard reception in the win over Eastern Michigan ... had a 40-yard touchdown reception in collegiate debut, the win over Howard ... finished with three catches for 70 yards ... lettered.

As a Freshman (2013): Redshirted.

High School: Associated Press All-District, second-team All-State and second-team Division I as a senior at Lebanon HS when he had 46 catches for 1,024 yards and 16 touchdowns ... that receiving yardage set the school's single-season record ... as a junior, had 32 receptions for 663 yards and four touchdowns.


Personal: Born Oct. 12, 1994 ... parents are Michele and Darren Wolf ... has five brothers- Brody, Colton, Dawson, Easton, and Phoenix ... marketing management major.



AUSTIN WOLF

WOLF'S CAREER STATS

RECEIVING	G/GS	Rec	Yds	TD	Lg	Rec/G	Avg/C	Avg/G
2014	6-0	4	84	1	40	0.7	21.0	14.0
2015	12-0	10	212	2	41	0.8	21.2	17.7
2016	12-12	36	550	5	44	3.0	15.3	45.8
TOTAL	30-12	50	846	8	44	1.7	16.9	28.2



THOMAS WOODSON



THOMAS
WOODSON **4**

- ◆ Quarterback
- ◆ Senior | 6-1 | 224
- ◆ Monroeville, Pa.
- ◆ Gateway Senior HS

Preseason fourth-team All-MAC by *Athlon Sports*.

As a Junior (2016): Started eight games ... went 146-of-242 for 2,079 yards and 18 touchdowns, surpassing his mark for passing TDs (16) from 2015 ... against Bowling Green, played the first series before leaving the game with an injury ... finished with 316 yards passing and two touchdowns on 17-of-33 throwing against Toledo ... opened the game with a 91-yard touchdown pass to junior WR Jerome Lane on the Zips' very first play of the game ... the pass play was the longest of the season and the second longest in school history (record was 92 yards against Indiana State in 1974) ... went 18-of-42 for 178 yards and a touchdown at Buffalo ... missed three games due to injury ... returned to the starting line-up in the win at Ball State ... finished with two touchdowns on 27-of-40 throwing for 338 yards ... trailing 17-7 at halftime, guided the Zips to 21 unanswered points to open the second stanza ... had a career-high 31 completions on 43 attempts for 353 yards and three touchdowns against Appalachian State ... in the win at Marshall, went 21-of-32 for 379 yards and four passing touchdowns while running for a three-yard score of his own ... went 9-of-19 for 108 yards at No. 10 Wisconsin ... in the season opener against VMI, went 23-of-32 for a career-high 407 yards and a career-best and school record six touchdowns en route to MAC Offensive Player of the Week and Zips' Student-Athlete of the Week (Sept. 5) honors ... finished with 420 yards of total offense ... switched to jersey #4 after wearing #13 for two seasons ... College Sports Madness MAC Offensive Player of the Week (Sept. 18) ... Zips' Student-Athlete of the Month (Sept.) ... named to the Johnny Unitas Golden Arm Watch List ... preseason fourth-team All-MAC by Athlon Sports ... named co-Offensive MVP following spring drills ... lettered.

As a Sophomore (2015): Recipient of the Harry "Doc" Smith Award ... MAC Offensive Player of the Week (Nov. 23) ... MAC Offensive Player of the Week by College Sports Madness (Sept. 27) ... Zips' Student-Athlete of the Week (Oct. 12, Sept. 28) ... played in all 13 games with 10 consecutive starts at quarterback ... Zips' top quarterback, going 162-of-305 for 2,202 yards and 16 touchdowns ... finished second in rushing with 600 yards and three touchdowns on 136 carries as well as a 14-yard TD reception ... stands No. 12 on the career (3,008 yards) passing yards list ... in the Potato Bowl win over Utah State, Woodson went 14-of-29 for 168 yards ... team's leading rusher with 47 yards on 16 carries and had a 14-yard TD reception. ... in the shut-out of Kent State, threw for 11-of-19 and 140 yards and a touchdown ... in the win over Buffalo, threw for 17-of-30 and 258 yards and a career-high four touchdowns ... in the win at Miami (Ohio), went 13-of-28 for 221 yards and a touchdown while rushing for 70 yards ... in the win at UMass, went 15-for-27 for 174 yards and a touchdown ... also rushed for 58 yards and a 15-yard TD run ... against Central Michigan, was 22-of-26 for 252 yards and a touchdown ... against Bowling Green, went 13-for-28 for 91 yards and a touchdown while rushing for 54 yards ... in the MAC win at Eastern Michigan, had a career-high four touchdown passes, all in the first half ... finished 14-of-22 for 222 yards ... in the MAC opener against Ohio, went 18-of-38 231 yards ... moved into the starting role at Louisiana and he maintained the role for the rest of the

season ... In the win at Louisiana, finished the game at 13-of-29 for 238 yards and two touchdowns ... his 72-yard TD pass to Jerome Lane was a career-long ... was also the Zips' leading rusher, finishing with a career-high 93 yards and 14-yard touchdown on eight carries ... came off the bench in the win over Savannah State and guided the Zips to the endzone ... finished the game 12-of-20 for 207 yards and a touchdown ... also rushed 11 times for 63 yards and a touchdown ... played on a short-yardage play against Pitt but recorded no stats ... rushed three times for 30 yards at No. 19 Oklahoma ... lettered.

As a Redshirt Freshman (2014): Recipient of the Harry "Doc" Smith Award Outstanding Freshman Award (offense) ... appeared in eight games with two starts at quarterback ... was 76-of-143 for 806 yards and five touchdowns ... also rushed 32 times for 131 yards ... received the starting nod against Ohio ... became the first freshman/redshirt freshman QB to start a game for the Zips since 2009 ... also became the first freshman/redshirt freshman to make a road start since 2009 ... playing the fourth quarter at Buffalo, went 4-of-6 for 33 yards ... received his second start at Ball State ... went 21-of-39 for 200 yards and a touchdown while throwing four interceptions ... in his first complete game, finished 23-of-45 for 268 yards and two touchdowns, all career highs, at Ohio ... was the leading rusher with 44 yards on 12 carries ... in the win over Miami, played the entire second half ... went 7-of-14 for 64 yards while rushing for eight yards ... went 6-of-10 for 29 yards while rushing six times for 60 yards in the win over Eastern Michigan ... in the win at Pittsburgh, played two series, going 2-of-6 for 20 yards ... played the entire fourth quarter against Marshall ... went 8-of-15 for 100 yards and a touchdown ... saw his first game action off the bench in the win over Howard ... went 5-of-8 for 92 yards and a 40-yard touchdown pass to Austin Wolf ... lettered.

As a Freshman (2013): Redshirted.

High School: Three-year varsity starter at Gateway Senior HS ... as a senior, completed 118-of-204 passes for a school-record 2,395 yards, 23 touchdowns and four interceptions ... had 60 carries for 237 yards and three scores ... during his junior season, completed 93-of-202 passes for 1,362 yards and 12 touchdowns, and helped the Gators to a WPIAL AAAA semifinal finish ... had 118 carries for 469 yards and five touchdowns.

Personal: Born July 31, 1995 ... parents are Thomas and Mia Woodson ... has a brother Tomi and a sister Miya ... construction engineering technology major.

WOODSON'S CAREER STATS

PASSING	G/GS	Cmp	Att	Int	Yds	TD	Lg	Pct.	Avg/G	Effic.
2014	8-2	76	143	6	806	5	40	53.1	100.8	103.6
2015	13-10	162	307	11	2,202	16	72	53.2	169.4	123.1
2016	8-8	146	242	6	2,079	18	91	60.3	259.9	152.1
TOTAL	29-20	384	692	23	5,087	39	91	55.5	175.4	126.3

RUSHING	G/GS	Att	Yds	TD	Lg	Avg/C	Avg/G
2014	8-2	32	131	0	40	4.1	16.4
2015	13-10	136	600	3	38	4.4	46.2
2016	8-8	42	34	1	18	0.8	4.2
TOTAL	29-20	210	765	4	40	3.6	26.3

TOT OFF	G/GS	Plays	Rush	Pass	Total	Avg./G
2014	8-2	175	131	806	937	117.1
2015	13-10	443	600	2,202	2,802	215.5
2016	8-8	284	34	2,079	2,113	264.1
TOTAL	29-20	902	765	5,087	5,852	201.8



ANTHONY YOUNG

- ◆ Wide Receiver
- ◆ Senior | 6-0 | 190
- ◆ Medina, Ohio
- ◆ Lakewood St. Edward HS
- ◆ Indiana

Dual-sport athlete ... also competes for Akron's track and field team as a sprinter.

Track 2017: Outdoor: Academic All-MAC honoree ... competed in four meets ... ran a season-best time of 10.77 in the 100 meters en route to placing ninth at the Spec Towns Invitational ... finished fourth in the 100 meters (10.95) at the Campbell/Wright Invitational ... member of a trio of 4x100 relay squads, while also running on the 4x400 relay for the Zips at the Texas Relays. **Indoor:** Competed in seven meets for the Zips ... finished seventh in the 400 meters in 49.37 at the 2017 MAC Championships, while garnering second-team All-MAC honors as member of runner-up 4x400 relay ... ran a season-best time of 49.12 in the 400 meters in the preliminaries of MAC Championships ... registered four top-10 performances in the 200 meters, including placing second at the Kent State Dual with a season-best time of 21.87 ... won 400 meters at Akron Invitational and Zips Invitational, crossing the line in 49.24 and 49.43 ... member of winning 4x400 relay at the Kent State Dual.

As a Junior (2016): Played in two games ... played in first two games of the season ... led the Zips at No. 10 Wisconsin with a career-high four receptions for 32 yards before suffering a season-ending shoulder injury ... lettered.

Track 2016: Outdoor: Second-team All-MAC ... finished second in the 4x100 relay (40.42) with fellow football teammates Hakeem Lawrence and Kwadarrius Smith ... team won the 2016 MAC Championship.

As a Sophomore (2015): Academic All-MAC ... played in 10 games with one start at wide receiver ... had three receptions for 94 yards on the season ... had a solo tackle in the win at Miami (Ohio) ... had a 13-yard reception against Central Michigan ... made two receptions for 81 yards, including a 53-yard catch, in the win over Savannah State ... lettered.

Track 2015: Outdoor: Captured Honorable Mention All-America accolades by the USTFCCCA as a member of Akron's 4x100 relay squad that placed 21st at the NCAA Championship in 41.38 in Eugene, Ore. ... helped team to an all-time best 12th-place finished at the 2015 NCAA Outdoor Championships ... ran the third leg to spark the Zips to a school-record time of 39.95 in the 4x100 relay at the NCAA East Preliminary Round in Jacksonville, Fla. ... ran a career-best time of 10.64 to win the 100 meters at the Ashland Alumni Open ... also posted top season- and career-mark en route to placing second in the 200 meters at the Ashland Alumni Open ... member of winning 4x100 relay squad at Raleigh Relays in 40.88 ... also registered second-place efforts in 40.70, 40.59 and 40.13, respectively, as part of 4x100 relay at Northeast Ohio Quad, Ashland Alumni Open and Longhorn Invitational ... Zips won the 2015 MAC Indoor Championship. **Indoor:** Won the 200 meters at the Akron



Pole Vault Convention with a time of 21.88 ... registered a season-best time of 21.81 in the 200 meters at the Spire Invitational ... competed in the 60 meters at the Akron Invitational and recorded a season-best time of 7.01.

As a Redshirt Freshman (2014): Sat out per NCAA transfer rules.

College: As a freshman (2013): Redshirted as a true freshman at Indiana University.

High School: Three-year letterwinner for coach Rick Finotti at Lakewood St. Edward HS ... played wide receiver and returned kicks ... All-State in 2013 ... as a senior, had 35 receptions for 700 yards and 14 touchdowns ... averaged 20 yards per catch ... also had 499 return yards, averaging 34 yards per return ... team went a perfect 15-0 en route to the state championship in 2010, his sophomore season ... two-time All-American in track for 13-time state championship team ... set the state record in the indoor 200 meters ... Honor Roll student.

Personal: Born July 19, 1994 ... parents are Michael and Jackie Young ... has a younger sister, Autumn ... mother was a long jumper at the University of Maryland ... intervention/special education major.

YOUNG'S CAREER STATS

RECEIVING	G/GS	Rec	Yds	TD	Lg	Rec/G	Avg/C	Avg/G
2015	10/1	3	94	0	53	0.3	31.3	10.4
2015	10-1	3	94	0	53	0.3	31.3	10.4
2016	2-0	8	59	0	17	4.0	7.4	29.5
TOTAL	12-1	11	153	0	53	0.9	13.9	12.8

**BUBBA
ARSLANIAN**

27

- ◆ Linebacker | Full Back • Freshman • 6-1 • 210
- ◆ Aurora, Ohio | Aurora HS

High School: Played linebacker and fullback for coach Bob Mihalik at Aurora HS ... first-team All-USA Ohio Team honoree ... first-team All-Ohio ... named Cleveland.com's 2016 Defensive Player of the Year and Defensive All-Star ... helped the Greenmen to a 10-2 record and regional semifinal appearance ... as a senior, had 137 tackles, 14 TFL, three fumble recoveries, two interceptions, a forced fumble, and a defensive touchdown ... named a TWC SportsChannel Game Breaker in 2016 ... also played baseball and wrestled ... played catcher ... placed third at the 2016 OHSAA state wrestling final.

Personal: Fullname is Alan M. Arslanian, Jr. ... nickname is Bubba ... business administration major.

**KOBIE
BOOKER**

36

- ◆ Tight End • Freshman • 6-0 • 273
- ◆ Barberton, Ohio | Barberton HS

High School: 2016 Associated Press All-Ohio Division II second-team defense honoree ... 2016 Akron Beacon Journal All-Star Team selection ... played tight end, all defensive line positions, and linebacker for coach Tony Gotto at Barberton HS ... three-year starter ... All-District honoree ... as a senior, helped Magics to an 8-3 record en route to a OHSAA Division II playoff appearance ... had 93 tackles, including 66 solos stops, nine TFL, two sacks, a forced fumble, a fumble recovery, and an interception returned for a touchdown ... offensively, had 21 receptions for 441 yards and eight touchdowns ... also rushed for one touchdown ... participated in the 2016 FBC Thanks4giving All-Star game ... recipient of the Ken Sennet Award ... also played basketball.

Personal: Older cousin Dante Booker, Jr., plays linebacker at Ohio State ... exercise science/physiology major.

**DeANDRE
BRIMAGE**

33

- ◆ Defensive Line • Freshman • 6-0 • 276
- ◆ Akron, Ohio | East HS

High School: 2016 Associated Press first-team Inland District selection ... 2016 Akron Beacon Journal All-Star Team selection ... played defensive end for coach and Zips' alum Marques Hayes at Akron East HS ... second-team Associated Press All-Ohio selection ... team went 8-4 his senior season en route to the OHSAA playoffs ... Dragons were a perfect 6-0 in the City series ... as a senior, had 51 tackles, nine sacks, 21 TFL, and two forced fumbles ... returned a fumble for a touchdown ... participated in the 2016 FBC Thanks4giving All-Star game ... as a junior, had 63 tackles, nine sacks, 13 TFL, and three forced fumbles ... also played basketball and participated in shot put.

Personal: Younger brother Daishawn is a junior at Akron East and plays wide receiver ... joins Akron East HS teammate Jemarulin Suggs as an Akron Zip ... applied science and technology major.

**DUSTIN
BURKHART**

14

- ◆ Wide Receiver • Freshman • 6-0 • 188
- ◆ Akron, Ohio | Coventry HS

High School: Saw action at wide receiver and running back for coach Ed Egan at Coventry HS ... also played cornerback ... as a senior, had 41 receptions for 762 yards and eight touchdowns ... also rushed 16 times for 96 yards and three touchdowns ... returned kicks and punts ... defensively, had 38 tackles and two interceptions ... named to the Ohio high school stats stars during week 10 ... made an 83-yard touchdown catch against Norton ... named the MaxPreps Player of the Game five times as a senior ... had six receptions for 98 yards and a touchdown in the win over Crestwood ... added five catches for 131 yards and two touchdowns in the win over Cloverleaf ... had six receptions for 98 yards and two touchdowns against Crestwood ... had eight catches for 104 yards and two touchdowns against Canton South ... participated in the 2016 FBC Thanks4giving All-Star game ... as a junior, had 44 receptions for 881 yards and 10 touchdowns ... returned kicks and punts ... defensively, had 28 tackles with two interceptions and a touchdown ... named the MaxPreps Player of the Game six times as a junior ... also played basketball and participated in track ... competed in the 100 and 200 meters, long jump, and 400 relay.

Personal: Nickname is Dusty ... business administration major.

**HUNTER
CORNE**

72

- ◆ Offensive Line • Freshman • 6-4 • 292
- ◆ Dunnellon, Fla. | Dunnellon HS

High School: Played all three positions for coach Price Harris at Dunnellon HS ... three-year starter ... 2016 Associated Press second-team All-State honoree ... helped the Tigers to a 9-2 record as a senior en route to a Florida state playoff appearance ... participated in the North-South All-Star FACA Football Classic ... as a junior, earned Honorable Mention All-State honors after helping the team to its first unbeaten regular season since 2002 ... All-Region and first-team All-County selection ... also played basketball.

Personal: Political science major.

**REGGIE
CORNER, Jr.**

21

- ◆ Defensive Back • Freshman • 5-9 • 200
- ◆ Canton, Ohio | McKinley HS

High School: First-team All-USA Ohio Team honoree ... 2016 Associated Press All-Northeast Inland Defensive Player of the Year and first-team Inland District selection ... 2016 Akron Beacon Journal All-Star Team selection ... team captain ... three-year starter for coach Dan Reardon at Canton's McKinley HS ... played linebacker and strong safety ... father was position coach ... as a senior, first-team All-Ohio, first-team All-Stark County, first-team all-Northeast Ohio ... Stark County Defensive Player of the Year ... had 188 tackles, including 62 solo stops, five TFL, two forced fumbles, and two interceptions ... returned both interceptions for touchdowns ... helped team to the OHSAA Division I playoffs ... as a junior, first-team All-Ohio, Stark County Defensive Player of the Year, and first-team All-Stark County honoree.



MEET THE ZIPS | FRESHMEN

Personal: Son of former Zip (2004-07) and NFL star Reggie Corner, Sr., and Yvonne Smalls ... father played cornerback for the Zips that won the 2005 MAC Championship and played in the Motor City Bowl ... selected by the Buffalo Bills in the fourth round of the 2008 NFL Draft ... played in the NFL for five seasons ... plans to study business.

MATT HANSON

90

- ◆ **Defensive Line • Freshman • 6-3 • 245**
- ◆ **Fort Lauderdale, Fla. | Western HS**

High School: Played strong-side defensive end for coach Adam Ratkevich at Western HS ... 2016 Honorable Mention All-State selection ... participated in the Broward County Athletic Association All-Star game.

Personal: Sport management major.

JEFFREY LUBIN

15

- ◆ **Defensive Back • Freshman • 6-2 • 185**
- ◆ **Hollywood, Fla. | South Broward HS**

High School: Three-star recruit by Scout ... played cornerback for coach Devon Georgia at South Broward HS ... Bulldogs went 6-3 en route to the district playoffs ... played wide receiver as a sophomore ... also a two-year letterwinner in track ... participated in the 100 meters, 200 meters, and 4x100 relay ... earned the Perfect Attendance Award.

Personal: Born October 30, 1998 ... marketing management major.

ALEX RAMART

2

- ◆ **Quarterback • Freshman • 6-3 • 212**
- ◆ **Richmond, Texas | Foster HS**

High School: Three-year starter for coach Shaun McDowell at Foster HS ... pro-style quarterback ... finished prep career with 6,083 passing yards and 79 touchdowns ... helped team to a 14-1 record en route to an appearance in the semifinals ... as a senior, went 221-of-315 for 3,496 yards and 42 touchdowns ... as a junior, went 179-of-316 for 2,587 yards and 32 touchdowns.

Personal: Originally from Colorado ... exercise science/coaching major.

JORDYN RILEY

6

- ◆ **Defensive Back • Freshman • 5-10 • 180**
- ◆ **Citra, Fla. | North Marion HS**

High School: Played cornerback and wide receiver as a senior for coach Willie Offord at North Marion HS ... as a junior at Lake Weir HS, had 51 tackles, two interceptions, and a fumble recovery ... offensively had 32 receptions for 667 yards and 10 touchdowns ... also played basketball and participated in track ... events included 100 meters, high jump, long jump, triple jump, and 4x100 relay.

Personal: Media studies major.

JUSTIN SAMPSON

16

- ◆ **Defensive End • Freshman • 6-2 • 210**
- ◆ **Akron, Ohio | St. Vincent-St. Mary HS**

High School: Played defensive end for coach Marcus Wattlely at St. Vincent-St. Mary HS ... 2016 Associated Press first-team Inland District selection ... named a 2016 Cleveland.com Defensive All-Star ... honored by the Akron Touchdown Club ... as a senior, had 13.5 sacks ... as a junior, helped the Fighting Irish to an 11-2 record and a playoff appearance ... as a sophomore, team went 11-3 en route to the state semifinals.

Personal: Joins SVSM HS teammate Malik Wooldridge as an Akron Zip ... applied science and technology major.

JEMARULIN SUGGS

28

- ◆ **Running Back • Freshman • 5-11 • 174**
- ◆ **Akron, Ohio | East HS**

High School: 2016 Associated Press All-Northeast Island Offensive Player of the Year and first-team Inland District selection ... 2016 Akron Beacon Journal High School Football Player of the Year ... played running back for coach and Zips' alum Marques Hayes at Akron East HS ... first-team Associated Press All-Ohio selection ... teams went 8-4 his senior season en route to the OHSAA playoffs ... team went 8-4 his senior season en route to the OHSAA playoffs ... Dragons were a perfect 6-0 in the City series ... in 42-career games, rushed for 5,433 yards and 54 touchdowns on 630 carries ... as a senior, had 300 carries for 2,522 yards and 26 touchdowns ... also had 10 receptions for 153 yards ... defensively, had 32 tackles ... as a junior, rushed 201 times for 1,501 yards and 15 touchdowns ... as a sophomore, had 160 carries for 1,107 yards and 10 touchdowns ... also played basketball.

Personal: Joins Akron East HS teammate DeAndre Brimage as an Akron Zip ... nursing major.

MALIK WOOLDRIDGE

18

- ◆ **Wide Receiver • Freshman • 5-9 • 168**
- ◆ **Akron, Ohio | St. Vincent-St. Mary HS**

High School: Played wide receiver and defensive back for coach Marcus Wattlely at St. Vincent-St. Mary HS ... 2016 first-team offense Associated Press Northeast Ohio Inland District honoree ... two-way starter ... also returned kicks and punts ... helped the Irish to a 7-5 record en route to the OHSAA Division III playoffs ... as a senior, had 62 receptions for 302 yards and four touchdowns ... also had 14 tackles and an interception ... as a junior, helped the Fighting Irish to an 11-2 mark and playoff appearance ... had 21 receptions for 588 yards and nine touchdowns ... defensively, had 23 tackles, three TFL, and three interceptions ... also lettered in basketball and track ... helped the Fighting Irish to the 2016 state title in the 800-meter relay.

Personal: Joins SVSM HS teammate Justin Sampson as an Akron Zip ... business administration major.



COACHING STAFF





TERRY BOWDEN

- ◆ **Head Coach**
- ◆ **Sixth Season at Akron**
- ◆ **24th Season Overall**
- ◆ **West Virginia '78**

The Dean of all Mid-American Conference coaches with 164 career wins, Akron's Terry Bowden enters his sixth season in 2017 at the helm of the UA program. He was named the Zips' 27th all-time head coach on Dec. 22, 2011, but is just the seventh person to hold the position since 1960.

Owning a 164-99-2 record over a 23-year collegiate coaching career, Bowden ranks sixth nationally among active Division I head coaches in career wins (164).

Bowden has been responsible for miraculous turnarounds almost everywhere he has coached and has once again done it at The University of Akron.

In 2016, Bowden led UA to a 5-7 overall record, finishing just one play away from back-to-back bowl appearances. The Zips won their second consecutive Wagon Wheel (and third in last four years) over rival Kent State. Akron led the MAC in punt returns (17.53) which also ranked third nationally.

Sophomore linebacker Ulysees Gilbert III and redshirt senior punt returner JoJo Natson, Jr., earned first-team All-Mid-American Conference honors. Natson also garnered second-team All-MAC honors at wide receiver. Junior wide receiver Jerome Lane and redshirt sophomore placekicker Tom O'Leary were third-team All-MAC honorees.

For just the second time in program history (and first time since 1980), an Akron Zip earned Academic All-America honors. Junior safety Zach Guiser was a first-team selection, while redshirt senior captain James Turner was a second-team honoree. The duo headlined nine Zips on the Academic All-MAC team. Four Zips- Ulysees Gilbert, Guiser, Turner, and Daumantas Venckus- were also awarded Distinguished Scholar-Athlete honors from the MAC.

During the summer, four players from the 2016 team signed rookie free agent contracts with NFL teams, including DB Larry Hope (Miami), WR Jerome Lane (New York Giants), DL Jamal Marcus (Cleveland), and WR JoJo Natson (Indianapolis).

In 2015, Bowden guided the Zips to an 8-5 overall record and a second-place finish in the MAC (5-3) East en route to the program's first winning season and bowl appearance since 2005. Ranked No. 2 nationally by Phil Steele as the Most Improved Team, Akron captured its first-ever bowl victory in the Football Bowl Subdivision (FBS) era (since 1987) with a 23-21 win over Utah State in the Famous Idaho Potato Bowl on Dec. 22. UA won the 500th game in program history with a 35-14 victory at Louisiana on Sept. 26, 2015, while closing out the season with five consecutive wins. The Zips shut out rival Kent


State, 20-0, in the home finale to regain possession of the coveted Wagon Wheel. The eight wins on the season were the most in the FBS era.

Senior linebacker Jatavis Brown was named the MAC Defensive Player of the Year and a three-time first-team All-Mid-American Conference selection. Senior nose tackle Cody Grice was a second-team pick, while senior offensive lineman Isaiah Williams, senior defensive lineman Rodney Coe, and junior defensive lineman Jamal Marcus were third-team All-MAC selections. Ten Zips earned Academic All-MAC honors, including four-time recipient place-kicker Robert Stein and three-time honoree Kyle Pohl. Five of those 10 Zips were selected as MAC Distinguished Scholar-Athletes.

The Zips led the MAC in total defense (331.5) and rushing defense (92.9) which ranked third nationally. Senior linebacker Jatavis Brown competed in the NFL Players Association Collegiate Bowl after setting records for TFL (20.0) and sacks (12.) in a season and 41.5 TFL in his career. He became just the 16th Zip in program history (and first-ever linebacker) to be drafted into the NFL. Brown was drafted by the San Diego Chargers in the fifth round.

In 2014, Bowden guided the Zips to a 5-7 overall for the second consecutive season. With 10 victories over the last two seasons, the Zips totaled more wins than the previous three seasons combined.

Four Akron players earned All-Mid-American Conference honors. Junior linebacker Jatavis Brown and junior nose tackle Cody Grice were first-team honorees on defense. Senior lineman Nordly Capi and junior punter Zach Paul earned second-team honors. Nine Zips earned Academic All-MAC honors with four- Andrew Bohan, Zach Guiser, Kyle Pohl, and Robert Stein- earning Distinguished Scholar-Athlete status.





THE TERRY BOWDEN FILE

COLLEGIATE HEAD COACHING RECORD

Year	School	Record • Notable
1983	Salem	3-7
1984	Salem	8-3 • WVIAC Champions
1983	Salem	8-3 • WVIAC Champions
Salem Totals (three seasons)		19-13-0
1987	Samford	9-1
1988	Samford	5-6 • Transition to I-AA
1989	Samford	4-7
1990	Samford	6-4-1
1991	Samford	12-2 • Division I-AA Playoffs-Semifinals
1992	Samford	9-3 • Division I-AA Playoffs-First Rd.
Samford Totals (six seasons)		45-23-1
1993	Auburn	11-0 • National Champions (NCF)
1994	Auburn	9-1-1 • No. 9 AP Final Ranking
1995	Auburn	8-4 • Outback Bowl Appearance
1996	Auburn	8-4 • Independence Bowl Win
1997	Auburn	10-3 • Peach Bowl Win
1998	Auburn	1-5
Auburn Totals (six seasons)		47-17-1
2009	North Alabama	11-2 • Division II Playoffs-Quarterfinals
2010	North Alabama	9-4 • Division II Playoffs-Second Rd.
2011	North Alabama	9-3 • Division II Playoffs-Second Rd.
UNA Totals (three seasons)		29-9
2012	Akron	1-11
2013	Akron	5-7 • 4-4 in MAC play
2014	Akron	5-7 • 3-5 in MAC play
2015	Akron	8-5 • 5-3 in MAC play • Potato Bowl Win
2016	Akron	5-7 • 3-5 in MAC play
Akron Totals (5 seasons)		24-37 (.393)
Career Totals (23 seasons)		164-99-2 (.623)

COACHING HONORS

- 1993 Southeastern Conference Coach of the Year
Walter Camp Coach of the Year
Scripps Howard Coach of the Year
Football News Coach of the Year
Toyota Coach of the Year
Paul "Bear" Bryant Award (Football Writers Association)
- 2009 Gulf South Conference Co-Coach of the Year

COLLEGIATE PLAYING CAREER

- 1977-78 Football (West Virginia)

During the summer, five players from the 2014 squad signed with NFL teams, including Nordly Capi (Jacksonville), Jawon Chisholm (Pittsburgh), Zach D'Orazio (New England), Justin March-Lillard (Kansas City), and Nmesoma Okafor (Cincinnati).

In 2013, Bowden led UA to its highest win total since 2008 by going 5-7 overall and 4-4 against the MAC, as well as ending the year by winning three straight and four of its last five games. The Zips went 3-3 at home, including a 31-29 win over Toledo in the season finale and a 16-7 victory over neighborhood rival Kent State to regain possession of the coveted wooden Wagon Wheel.

Additionally in 2013, seven players were named All-MAC, highlighted by first-team selection then-sophomore linebacker Jatavis Brown – the first Zip named to the first team since Bryan Wagner in 2011. The 2013 squad also landed defensive lineman Nico Caponi, sophomore quarterback Kyle Pohl and sophomore kicker Robert Stein on the Academic All-MAC Team – the most for the program since 2006. Eight other student-athletes were awarded academic honorable mention.

In 2012, Bowden, serving as offensive coordinator, ushered in a spread offense that resulted in an aerial attack responsible for a school-record and MAC season-high 30 passing touchdowns. The offense, which was conducted in a hurry-up no-huddle style, was led by fifth-year senior transfer quarterback Dalton Williams, who set the program's single-season record for touchdown passes (25) and pass completions (326-for-522), while compiling the third most passing yards (3,387) in a season in school history.

TERRY BOWDEN'S POSTSEASON HISTORY (16)

Bowl	Date	Result
NAIA 1st Round Playoffs	1984	Saginaw Valley St. 30, Salem 7
NAIA 1st Round Playoffs	1985	Hillsdale, 47, Salem 3
DI-AA First Round	Nov. 30, 1991	Samford 29, New Hampshire 13
DI-AA Quarterfinal	Dec. 7, 1991	Samford 24, James Madison 21
DI-AA Semifinal	Dec. 14, 1991	Youngstown St. 10, Samford 0
DI-AA First Round	Nov. 28, 1992	Delaware 56, Samford 21
Outback Bowl	Jan. 1, 1996	Penn State 43, Auburn 14
Independence Bowl	Dec. 31, 1996	Auburn 32, Army 29
Peach Bowl	Jan. 2, 1998	Auburn 21, Clemson 17
DII 2nd Round Playoffs	Nov. 21, 2009	North Alabama 41, Ark. Tech 28
DII Quarterfinal	Nov. 28, 2009	Carson-Newman 24, N. Ala. 21
DII 1st Round	Nov. 20, 2010	North Ala. 43, Valdosta St. 20
DII 2nd Round	Nov. 27, 2010	Delta State 47, North Ala. 24
DII 1st Round	Nov. 19, 2011	North Ala. 43, West Ala. 27
DII 2nd Round	Nov. 26, 2011	Delta State 42, North Ala. 14
Famous Idaho Potato Bowl	Dec. 22, 2015	Akron 23, Utah State 21



Williams' arm was complimented by sophomore running back Jawon Chisholm's 953 yards rushing on the strength of 180 carries and senior receiver Marquelo Suel's team-high 820 receiving yards off 76 catches. Suel's receptions were the second most in a single season in program history and earned him a place on the All-MAC Team.

The UA offense finished 2012 ranked first in the MAC and 16th nationally in passing (312.8 ypg), and sixth in the league and 45th in the country in total offense (427.2 ypg). Akron's 5,126 yards of total offense ranked sixth in the MAC and 61st nationally, and was the second most in a season in program history, behind the 2003 squad's 5,643.

Other highlights of the 2012 season included redshirt freshman kicker Robert Stein being one of 38 student-athletes named to the Academic All-MAC Team. Additionally, 11 Zips earned academic honorable mention from the league. Fifth-year senior transfer linebacker Kurt Mangum was selected to compete in the NFL Players Association Collegiate Bowl after he led the squad with 110 tackles.

Bowden, who served as a studio analyst and color commentator with ABC Sports' college football for 10 years, was the head coach at Auburn from 1993-98 and spent the three seasons prior to coming to Akron at Division II North Alabama.

In his time at North Alabama, Bowden led the Lions to a 29-9 record and three consecutive playoff appearances. In 2011, the squad went 9-3 and advanced to the second round of the playoffs. He was named Gulf South Conference Co-Coach of the Year in 2009 when the team went 11-2 and won the GSC championship and advanced to the quarterfinals of the playoffs. He followed that in 2010 by guiding the Lions to a 9-4 record and another trip to the playoffs.

Bowden was named head coach at Auburn on Dec. 17, 1992. In 1993, Auburn had a perfect 11-0 record and he swept virtually every national coach of the year award in his rookie season, including Walter Camp, Scripps Howard, Football News, Toyota and the Paul "Bear" Bryant Award, presented by the Football Writers Association. Bowden was the first coach in Division I-A to go 11-0 in his inaugural season, winning the first 20 games of his tenure consecutively.

Bowden was again a finalist for coach of the year following his second season at Auburn as the Tigers had reeled off 20-straight wins, still an Auburn record, and finished 9-1-1. He posted a 47-17-1 record at Auburn and led the Tigers to three bowl games.

As head coach of Auburn, he went 47-17-1 (73.4 winning percentage) and posted the best opening five-year run of any head football coach in school history. Also during his time with the Tigers, Bowden became the first collegiate coach in 50 years to win his 100th career game by his 40th birthday.

In his first season at AU, he became the first coach in Division I-A (now FBS) history to have an undefeated and untied season in his inaugural year at that level.

Prior to his stint at Auburn, Bowden built two programs from the ground up as head coach at Salem College (W.Va.) and Samford University (Ala.). When he took the job at Salem in 1983, he became the nation's youngest head coach in college football at age 26. He inherited a program that went 0-9-1 the season before his arrival and guided the team to two conference championships in his first three years.

Inheriting a Samford program which had won just six games in three years prior to his arrival, Bowden led the Bulldogs to a 9-1 record his first year, tying the record for the best season in school history. The squad led the nation in total offense (523 yards per game) and scoring offense (51.7 points per game), both national Division III records. The team's 40 touchdown passes were also a national single-season record.

Bowden then engineered and directed Samford's move from non-scholarship Division III football to Division I-AA (now FCS) scholarship football. With only one freshman class on scholarship, the Bulldogs went to a full Division I-AA schedule in 1989. By 1991, Samford was competing for the national championship. His 1991 Samford team had the best record in school history at 12-2, and reached the Division I-AA national semifinals.

CAREER WINS

AMONG ACTIVE DIVISION I COACHES

(Minimum five years as FBS head coach; record at four-year colleges only)

1. Brian Kelly, Notre Dame..... 230
2. Nick Saban, Alabama 205
3. Bill Snyder, Kansas State..... 202
4. Paul Johnson, Georgia Tech.....177
5. Urban Meyer, Ohio State165
6. **TERRY BOWDEN, AKRON 164**
7. Rich Rodriguez, Arizona156
8. Mark Richt, Miami [Fla.].....154
9. Gary Patterson, TCU.....149
10. Kirk Ferentz, Iowa.....147

AMONG MID-AMERICAN CONFERENCE COACHES

1. **TERRY BOWDEN, AKRON 164**
2. Chris Creighton, EMU 149
3. Frank Solich, Ohio 146
4. Lance Leipold, Buffalo..... 116
5. Chuck Martin, Miami 85
6. Rod Carey, NIU 36
7. John Bonamego, CMU..... 13
8. Paul Haynes, Kent State 12
9. Jason Candle, Toledo9
10. Mike Neu, Ball State4
- Mike Jinks, BGSU4
12. Tim Lester, WMU First season

Bowden was an assistant coach at Akron in 1986 under then Zips' head coach Gerry Faust.

During his time away from coaching, Bowden first served as the studio analyst and color commentator with ABC Sports' college football coverage in the studios in Times Square. He was also an analyst for Westwood One Radio's College Football National Game of the Week, co-hosted "The Coaches Show" on Sirius Satellite Radio with Jack Arute, and was the exclusive college football columnist for Yahoo! Sports.

Bowden is a member of one of the most famous and successful college football coaching families. His father, Bobby Bowden, turned Florida State into a national champion and his 377 collegiate wins rank second in Division I history.

His brother Tommy had an 18-4 record in two seasons as head coach at Tulane and a 72-45 record in 10 seasons as head coach at Clemson, taking the Tigers to eight bowl games. His brother Jeff also has 25 years of collegiate coaching experience, working at Salem, Samford, Southern Mississippi, Florida State, North Alabama, and at Akron with Terry.

During the decade of the 1990s, Terry, Tommy, and Bobby all led their teams to undefeated seasons. All three were named National Coach of the Year. Bobby and Terry were the first father-son combo in NCAA history to serve as head coaches at the same time. Bobby and Tommy were the first father-son combo to coach against each other.

As a student-athlete at West Virginia, Bowden lettered two years as a running back (1977-78), held a 3.65 grade-point average in accounting, the highest GPA on the football team, and graduated Magna Cum Laude.

He did post graduate work at Oxford University in England, and earned a Juris Doctorate from the Florida State School of Law in 1982, while a graduate assistant coach with the Seminoles.

Bowden, 61 (born Feb. 25, 1956), married Audrey Renner in June 2016. Together, the couple has five daughters (Tera, Jordan, Erin, Cori and Jamie Bowden), three sons (Terry Bowden, Jr., Danny and Drew Renner), and a grandson Skyler.

He is one of 59 coaches at FBS schools that vote in the *USA Today* Top 25 poll.



TERRY BOWDEN'S COACHING SUPERLATIVES

- **FIRST GAME AS HEAD COACH**

As head coach of Salem College in 1983 - lost 33-7 at Central State (Ohio).

- **FIRST COLLEGIATE WIN**

In 1983 as head coach at Salem, 24-9 over West Virginia State. Salem lost the first seven games of the season but won the last three.

- **100th COLLEGIATE WIN**

Bowden got his 100th win in 1996 in the Independence Bowl against Army, 32-29. He became the first Division I coach in 50 years to win his 100th game by his 40th birthday.

- **150th COLLEGIATE WIN**

Bowden got his 150th career win in 2014 as the Zips downed Miami (Ohio), 29-19, on October 11. The win at InfoCision Stadium - Summa Field saw the Akron defense force three turnovers, post nine sacks and one safety.

- **POST-SEASON RECORD**

Bowden has led 10 of his previous 20 squads to postseason play and he has a 7-9 all-time record. He is 0-2 in the NAIA Playoffs, 2-2 in the Division I-AA playoffs, 3-3 in the Division II playoffs, 2-1 in bowl games and 0-1 in conference championship games.

- **LONGEST WINNING STREAK**

Bowden won his first 20 games as head coach at Auburn University from 1993-94. He also won his first 10 consecutive games as head coach at North Alabama.

- **EIGHT OR MORE WINS**

In 14 of his 24 total seasons as a head coach, Bowden has led his teams to eight or more wins. In nine of those years, his teams won nine or more games and he has led 11 teams to post-season competition.



COACHING STAFF | TERRY BOWDEN





A DECADE NOT LIKELY TO BE DUPLICATED

Feats that may never be repeated ...

1993

Bobby [Florida State] and Terry [Auburn] were the first father-son combo in NCAA Division I history to serve as head coaches at the same time.

1999

Bobby [Florida State] and Tommy [Clemson] were the first father-son combo in NCAA Division I history to coach against each other as head coaches.

Decade of the 1990s

All three Bowden head coaches—Terry [Auburn 1993], Tommy [Tulane 1998], and Bobby [Florida State 1999]—led their teams to undefeated seasons and were named the National Coach of the Year at a Division I school.

WINNINGEST FAMILY IN D-I COLLEGE FOOTBALL

BOBBY BOWDEN , father Career (44 seasons)	377-129-4	(.743)	31 bowls, 2 national championships
TOMMY BOWDEN , brother ... Career (12 seasons)	90-49	(.647)	9 bowls
TERRY BOWDEN , Akron* Career (23 seasons)	164-99-2	(.623)	4 bowls
..... Bowden Family Total	631-277-6	(.697)	44 bowls, 2 national championships

Brothers

Mack Brown, Texas..... Career (30 seasons)	244-122-1	(.916)	21 bowls, 1 national championship
Watson Brown, Tenn. Tech Career (32 seasons)	136-211-1	(.391)	1 bowl
..... Brown Family Total	380-333-2	(.533)	22 bowls, 1 national championship

Brothers

Vince Dooley, Georgia Career (25 seasons)	201-77-10	(.715)	20 bowls, 1 national championship
Bill Dooley, Wake Forest Career (26 seasons)	162-126-5	(.625)	10 bowls
..... Dooley Family Total	363-203-15	(.638)	30 bowls, 1 national championship

Father / Son

Lou Holtz, South Carolina Career (33 seasons)	249-132-7	(.651)	22 bowls, 1 national championship
Skip Holtz, Louisiana Tech* Career (16 seasons)	119-92	(.564)	8 bowls
..... Holtz Family Total	368-224-7	(.620)	30 bowls, 1 national championship

Brothers

Howard Jones, USC Career (29 seasons)	191-64-21	(.730)	5 bowls, 5 national championships
T.A. Dwight (Tad) Jones, Yale..... Career (12 seasons)	69-24-6	(.727)	1 national championship
..... Jones Family Total	260-88-27	(.729)	5 bowls, 6 national championships

Brothers

Bob Stoops, Oklahoma..... Career (17 seasons)	190-48	(.798)	18 bowls, 1 national championship
Mark Stoops, Kentucky* Career (3 seasons)	19-33	(.365)	1 bowl
Mike Stoops, Arizona Career (8 seasons)	41-50	(.451)	3 bowls
..... Stoops Family Total	250-131	(.656)	22 bowls, 1 national championship

Father / Son

Jack Harbaugh, Western Ky. Career (19 seasons)	116-95-3	(.543)	1 national championship
Jim Harbaugh, Michigan* Career (8 seasons)	78-33	(.703)	4 bowls
..... Harbaugh Family Total	194-128-3	(.602)	4 bowls, 1 national championship

Father / Son

Spike Dykes, Texas Tech Career (13 seasons)	82-67-1	(.550)	7 bowls
Sonny Dykes, Cal* Career (6 seasons)	41-45	(.477)	2 bowls
..... Dykes Family Total	123-111-1	(.526)	9 bowls

Brothers

Bobby Petrino, Louisville* Career (11 seasons)	109-43	(.717)	10 bowls
Paul Petrino, Idaho* Career (3 seasons)	15-33	(.313)	1 bowl
..... Petrino Family Total	124-76	(.620)	11 bowls

*active coach

Most recent school is listed only



COACHING STAFF | TERRY BOWDEN



SALEM

1983 (3-7, 2-6 WVIAC)		
at Central State	7-33	L
CONCORD*	7-36	L
at Fairmont State*	35-50	L
at W.V. Tech*	13-30	L
SHEPHERD*	24-29	L
GLENVILLE STATE*	10-14	L
at West Liberty*	6-14	L
W.V. State*	24-9	W
Waynesburg	21-6	W
W.V. Wesleyan*	40-12	W

1984 (8-3, 7-1 WVIAC)		
NAIA Playoffs-First Round		
at Samford	82-9	W
CENTRAL STATE	23-28	L
at Concord*	30-17	W
W.V. TECH*	56-9	W
at Shepherd*	34-31	W
at Glenville State*	7-3	W
WEST LIBERTY*	34-0	W
at W.V. State*	25-27	L
at W.V. Wesleyan*	32-14	W
NAIA Playoffs		
at Saginaw Valley State	7-30	L

1985 (8-3, 6-1 WVIAC)		
NAIA Playoffs-First Round		
KUTZTOWN	38-36	W
at Morehead State	14-41	L
at W.V. Tech*	47-21	W
SHEPHERD	32-7	W
at Glenville State*	42-20	W
W.V. STATE*	38-7	W
WEST LIBERTY*	28-16	W
at Concord*	7-14	L
at Fairmont State*	43-24	W
at W.V. Wesleyan*	46-13	W
NAIA Playoffs		
at Hillsdale	3-47	L

SAMFORD

1987 (9-1)		
at Cumberland (Ky.)	28-23	W
HAMPDEN-SYDNEY	49-14	W
at Tenn. Wesleyan	59-7	W
at Anderson	60-16	W
GEORGIA SW	33-14	W
at Emory and Henry	37-56	L
FERRUM	63-42	W
MARYVILLE	72-10	W
MILLSAPS	62-0	W
at Wingate	54-46	W

1988 (5-6)		
at Jacksonville State	6-34	L
NICHOLLS STATE	17-43	L
at Tennessee Tech	19-9	W
LIVINGSTON	41-20	W
at Morehead State	18-17	W
at West Georgia	14-17	L
TENNESSEE-MARTIN	13-45	L
MARS HILL	30-13	W
EMORY & HENRY	19-21	L
at Georgia Southern	21-49	L
MILES COLLEGE	34-6	W

1989 (4-7)		
JACKSONVILLE ST.	9-19	L
at McNeese State	14-49	L
TENNESSEE TECH	27-23	W
at Livingston	28-35	L
MOREHEAD STATE	28-35	L
WEST GEORGIA	28-3	W
at Tennessee-Martin	37-33	W
GEORGIA SOUTHERN	7-52	L
at The Citadel	16-35	L
at Nicholls State	17-23	L
EAST TENNESSEE ST	38-23	W

1990 (6-4-1)		
ALABAMA STATE	24-24	T
at East Tennessee State	17-13	W
at Tennessee Tech	7-21	L
AUSTIN PEAY	28-9	W
CENTRAL FLORIDA	16-37	L
FAYETTEVILLE STATE	37-10	W
at Morehead State	25-22	W
at Liberty	10-37	L
CATAWBA	31-15	W
CONCORD	49-14	W
at Georgia Southern	24-31	L

1991 (12-2)		
Division I-AA Playoffs-Semifinals		
HARDING	34-0	W
MOREHEAD STATE	52-14	W
at East Tennessee State	31-6	W
TENNESSEE TECH	20-16	W
at SE Missouri St.	48-24	W
at Central Florida	13-6	W
at Alabama State	28-31	L
at Western Carolina	16-3	W
TROY STATE	24-22	W
at William & Mary	35-13	W
LIBERTY	31-19	W
NCAA Division I-AA Playoffs		
at New Hampshire	29-13	W
at James Madison	24-21	W
at Youngstown State	0-10	L

1992 (9-3)		
Division I-AA Playoffs-Semifinals		
WEST GEORGIA	44-16	W
at Auburn	0-55	L
at Tennessee Tech	37-13	W
at Bethune-Cookman	42-13	W
WESTERN CAROLINA	30-6	W
EASTERN KENTUCKY	46-14	W
SE MISSOURI STATE	45-14	W
UAB	49-3	W
at Troy State	24-29	L
at Tennessee-Martin	42-25	W
CENTRAL FLORIDA	20-13	W
NCAA Division I-AA Playoffs		
at Delaware	21-56	L

AUBURN

1993 (11-0, 8-0 SEC)		
NATIONAL CHAMPIONS		
(National Championship Foundation)		
OLE MISS*	16-12	W
SAMFORD	35-7	W
at LSU*	34-10	W
SOUTHERN MISS	35-24	W
at Vanderbilt*	14-10	W
MISSISSIPPI STATE*	31-17	W
FLORIDA*	38-35	W
at Arkansas*	31-21	W
NEW MEXICO STATE	55-14	W
at Georgia*	42-28	W
ALABAMA*	22-14	W

1994 (9-1-1, 6-1-1 SEC)		
at Ole Miss*	22-17	W
NORTHEAST LA.	44-12	W
LSU*	30-26	W
EAST TENN. STATE	38-0	W
KENTUCKY*	41-14	W
at Mississippi State*	42-18	W
at Florida*	36-33	W
ARKANSAS*	31-14	W
E. CAROLINA	38-21	W
GEORGIA*	23-23	T
Alabama*	14-21	L

1995 (8-4, 5-3 SEC)		
Outback Bowl		
OLE MISS*	46-23	W
UT-CHATTANOOGA	76-10	W
at LSU*	6-12	L
at Kentucky*	42-21	W
MISSISSIPPI STATE*	48-20	W
FLORIDA*	38-49	L
W. MICHIGAN	34-13	W
at Arkansas*	28-30	L
NORTHEAST LA.	38-14	W
at Georgia*	37-31	W
ALABAMA*	31-27	W
Outback Bowl		
Penn State	14-43	L

1996 (8-4, 4-4 SEC)		
Independence Bowl		
Alabama-Birmingham	29-0	W
FRESNO STATE	62-0	W
at Ole Miss*	45-28	W
LSU*	15-19	L
SOUTH CAROLINA*	28-24	W
at Mississippi State*	49-15	W
at Florida*	10-51	L
ARKANSAS*	28-7	W
NE LOUISIANA	28-24	W
GEORGIA*	49-56	L
at Alabama*	23-24	L
Independence Bowl		
Army	32-29	W

1997 (10-3, 6-2 SEC)

SEC Title Game Appearance

Peach Bowl

at Virginia	28-17	W
OLE MISS*	19-9	W
at LSU*	31-28	W
CENTRAL FLORIDA	41-14	W
at South Carolina*	23-6	W
LATECH	49-13	W
FLORIDA*	10-24	L
at Arkansas*	26-21	W
MISSISSIPPI STATE*	0-20	L
at Georgia*	45-34	W
ALABAMA*	18-17	W

SEC Championship Game

Tennessee	29-30	L
-----------	-------	---

Peach Bowl

Clemson	21-17	W
---------	-------	---

1998 (1-5, 1-4 SEC)

VIRGINIA	0-19	L
at Ole Miss*	17-0	W
LSU*	19-31	L
TENNESSEE*	9-17	L
at Mississippi State*	21-38	L
at Florida*	3-24	L

NORTH ALABAMA

2009 (11-2, 7-1 GSC)

Gulf South Conference Champs

Division II Playoffs-Quarterfinals

at Southern Arkansas	41-9	W
CARSON-NEWMAN	31-14	W
at Henderson State*	43-26	W
WEST GEORGIA*	55-7	W
at Harding*	38-0	W
ARKANSAS TECH*	42-17	W
NORTH GREENVILLE	50-3	W
DELTA STATE*	34-24	W
at Valdosta State*	62-27	W
at Arkansas-Monticello*	27-13	W
W. ALABAMA* (4 OT)	28-31	L

NCAA Division II Playoffs

ARKANSAS TECH	41-28	W
CARSON-NEWMAN	21-24	L

2010 (9-4, 5-3 GSC)

Division II Playoffs-Second Round

HENDERSON STATE*	27-10	W
at Glenville State	54-10	W
S. ARKANSAS*	48-6	W
at Lambuth	31-0	W
ARKANSAS TECH	28-0	W
at West Georgia*	17-10	W
VALDOSTA STATE*	0-5	L
at Ouachita Baptist* (OT)	23-24	L
at Delta State*	31-7	W
WEST ALABAMA*	24-23	W
at Harding*	28-29	L

NCAA Division II Playoffs

at Valdosta State	43-20	W
at Delta State	24-47	L



2011 (9-3, 2-2 GSC)

Division II Playoffs-Second Round

CENTRAL OKLAHOMA	31-10	W
GLENVILLE STATE	48-21	W
vs. Abilene Christian	23-17	W
HARDING	28-20	W
at Southern Arkansas	42-14	W
at Arkansas Tech	44-10	W
DELTA STATE* (OT)	24-30	L
at West Alabama*	26-31	L
WEST GEORGIA*	28-3	W
at Valdosta State*	30-23	W

NCAA Division II Playoffs

at West Alabama	43-27	W
at Delta State	14-42	L

AKRON

2012 (1-11, 0-8 MAC)

CENTRAL FLORIDA	14-56	L
at Florida Int. (OT)	38-41	L
MORGAN STATE	66-6	W
at Tennessee	26-47	L
MIAMI (OHIO)*	49-56	L
BOWLING GREEN*	10-24	L
at Ohio*	28-34	L
NORTHERN ILLINOIS*	7-37	L
at Central Michigan*	14-35	L
at Kent State*	24-35	L
MASSACHUSETTS*	14-22	L
at Toledo*	23-35	L

2013 (5-7, 4-4 MAC)

at Central Florida	7-38	L
JAMES MADISON	35-33	W
at (11/12) Michigan	24-28	L
LOUISIANA	30-35	L
at Bowling Green*	14-31	L
OHIO*	3-43	L
at (23/23) Northern Ill.*	20-27	L
at Miami (Ohio)*	24-17	W
BALL STATE*	24-42	L
KENT STATE*	16-7	W
at Massachusetts*	14-13	W
TOLEDO*	31-29	W

2014 (5-7, 3-5 MAC)

HOWARD	41-0	W
at (rv/-) Penn State	3-21	L
(rv/rv) MARSHALL	17-48	L
at (rv/rv) Pittsburgh	21-10	W
EASTERN MICHIGAN*	31-6	W
MIAMI (OHIO)*	29-19	W
at Ohio*	20-23	L
at Ball State*	21-35	L
BOWLING GREEN*	10-27	L
at Buffalo*	24-55	L
MASSACHUSETTS*	30-6	W
at Kent State*	24-27	L

2015 (8-5, 5-3 MAC)

Famous Idaho Potato Bowl


at (19) Oklahoma	3-41	L
PITTSBURGH	7-24	L
SAVANNAH STATE	52-9	W
at Louisiana	35-14	W
OHIO*	12-14	L
at Eastern Michigan*	47-21	W
at Bowling Green*	10-59	L
CENTRAL MICHIGAN*	6-14	L
at Massachusetts*	17-13	W
at Miami (Ohio)*	37-28	W
BUFFALO*	42-21	W
KENT STATE*	20-0	W

Famous Idaho Potato Bowl

vs. Utah State	23-21	W
----------------	-------	---

2016 (5-7, 3-5 MAC)

VMI	47-24	W
at (10) Wisconsin	10-54	L
at Marshall	65-38	W
APPALACHIAN STATE	38-45	L
at Kent State*	31-27	W
MIAMI (OHIO)*	35-13	W
(23) WESTERN MICHIGAN*	0-41	L
at Ball State*	35-25	W
at Buffalo*	20-41	L
TOLEDO*	17-48	L
BOWLING GREEN*	28-38	L
at Ohio*	3-9	L





CHUCK AMATO

- ◆ Associate Head Coach | Defensive Coordinator
- ◆ Sixth Season at Akron
- ◆ West Virginia '78

Chuck Amato, in his 45th year in the collegiate coaching ranks, including serving as head coach at North Carolina State and as a long-time assistant coach at Florida State, is in his sixth season on the UA staff in 2017. He serves as the program's associate head coach and defensive coordinator, and works closely with the linebackers.

In 2016, UA recorded a 5-7 overall record, finishing just one play away from back-to-back bowl appearances. The Zips won their second consecutive Wagon Wheel (and third in last four years) over rival Kent State. The defense recorded 16 sacks, eight interceptions, and six fumble recoveries.

Sophomore linebacker Ulysees Gilbert III earned first-team All-Mid-American Conference honors. He led the Zips with 122 tackles, including a team-best 65 solo stops, a team-high 11.5 TFL, four sacks, eight hurries, and two forced fumbles. Nationally, Gilbert ranked No. 9 in total tackles (10.2) and No. 23 in solo tackles (5.4).

For just the second time in program history (and first time since 1980), an Akron Zip earned Academic All-America honors. Junior safety Zach Guiser was a first-team selection, while redshirt senior captain James Turner was a second-team honoree. The duo headlined nine Zips on the Academic All-MAC team. Four Zips—Ulysees Gilbert, Guiser, Turner, and Daumantas Venckus—were also awarded Distinguished Scholar-Athlete honors from the MAC.

In the spring, two defenders signed rookie free agent contracts with NFL teams—defensive back Larry Hope (Miami) and lineman Jamal Marcus (Cleveland).

In 2015, the Zips' defense dominated MAC play. Akron's total defense (331.5) and rushing defense (92.9) led the conference while ranking third nationally. Senior linebacker Jatavis Brown was No. 6 in sacks (0.92) and No. 8 in tackles for loss (1.5). He set the season record for sacks after just 10 games, finishing with 12.0. Junior cornerback DeAndre Scott was No. 7 in total interceptions (6), No. 12 in interceptions per game (0.5) and No. 22 in passes defended (1.3).

Brown was named the MAC Defensive Player of the Year and a three-time first-team All-Mid-American Conference selection. Senior nose tackle Cody Grice was a second-team pick, while senior lineman Rodney Coe and junior lineman Jamal Marcus were third-team All-MAC selections.

Jatavis Brown, who competed in the NFL Players Association Collegiate Bowl after setting records for TFL (20.0) and sacks (12.0) in a season and 41.5 TFL in his career, became just the 16th Zip in program history (and first-ever linebacker) to be drafted into the NFL. Brown was drafted by the Chargers in the fifth round. During the summer, defensive lineman Rodney Coe signed as a free agent with Dallas.

In 2014, the Akron defense continued to show it is one of the top squads in the MAC, leading the conference in scoring defense (23.1 ppg) and third-down conversion defense (.368). UA finished the season ranked in the top-40 nationally in eight defensive categories, including red zone defense (22nd, .756), scoring defense (28th, 23.1), tackles for a loss (28th, 4.92 tpg), fourth-down conversion defense (29th, .412), third-down conversion defense (34th, .368), turnovers forced (34th, 24), fumbles recovered (38th, 11) and interceptions (38th, 13). Junior Cody Grice ranked 10th nationally with three fumble recoveries.

Three of the Zips' four All-MAC selections came from the defensive side of the ball, including junior linebacker Jatavis Brown and junior nose tackle Cody Grice earning first-team All-MAC. Senior defensive lineman Nordly Capi earned second-team honors.

During the summer, three defensive players from the 2014 squad signed with NFL teams, including Nordly Capi (Jacksonville), Justin March-Lillard (Kansas City) and Nmesoma Okafor (Cincinnati).

During the 2013 campaign, Amato's defense finished third in the MAC, allowing 397.0 yards per game. Four Zip defenders earned All-MAC honors, including

AMATO'S NO. 1 DRAFT PICKS

- Mario Williams (Texans— No. 1 overall pick, 2006)
- Manny Lawson (49ers, 2006)
- John McCargo (Bills, 2006)
- Philip Rivers (Giants, 2004)
- Koren Robinson (Seahawks, 2001)
- Andre Wadsworth (Cardinals, 1998)
- Sam Cowart (Bills, 1998)
- Peter Boulware (Raven, 1997)
- Reinard Wilson (Bengals, 1997)
- Derrick Alexander (Vikings, 1995)
- Alphonso Carreker (Packers, 1984)



Jatavis Brown (first-team), Malachi Freeman (second-team), Justin March (third-team) and Nico Caponi (third-team). In addition to the league honors, three Zips would finish the season ranked in the top-40 in three statistical categories, including passes defended (Freeman, 17th), tackles per game (Brown, 37th) and sacks per game (Caponi, 39th).

In 2012, Amato mentored fifth-year senior transfer linebacker Kurt Mangum, who was selected to compete in the NFL Players Association Collegiate Bowl. He led the Zips with 110 tackles and was the squad's Defensive MVP. Junior LB Connor Seeman and sophomore LB Nick Rossi also earned Academic Honorable Mention from the Mid-American Conference.

Amato is one of the most respected coaches and recruiters in college football and has produced winning football teams and numerous top draft picks throughout his career. In 2002, he was elected to the American Football Coaches Association Board of Trustees.

Amato served as head coach at his alma mater NC State from 2000-06 and posted a 49-37 record while guiding the program to five bowl appearances (4-1 record in those bowl games). He led the Wolfpack to their first 11-win season in school history in 2002 and highest national ranking (No. 12 in the final Associated Press poll; No. 11 in the final Coaches poll) since 1974, after defeating Notre Dame in the Gator Bowl. The 2004 NC State squad led the nation in total defense. Additionally under Amato, quarterback Philip Rivers rewrote the program and ACC record books in every passing and total offense category. During his tenure, he had 22 players drafted into the NFL, including five in the first round.

In 2000, Amato's NC State squad defeated Minnesota in the MicronPC.com Bowl, in 2001, lost to Pittsburgh in the Tangerine Bowl, in 2003 downed Kansas in the Tangerine Bowl, and in 2006 topped South Florida in the Meineke Car Care Bowl.

Amato spent 21 seasons on the staff at Florida State (1982-1999 and 2007-09). In his most recent stint (2007-09) he served as executive head coach to then-head coach Bobby Bowden. From 1982-95 he coached the defensive line, 1996-99 the linebackers and from 1986-99 also served as assistant head coach. He was part of 10 ACC championship teams and two national championship squads (1993 and 1999). Six of his Seminole players were selected in the NFL Draft's first round and 24 defensive players overall that he directly coached were drafted during his FSU tenure.

Amato was also a member of the NC State staff from 1971-79, serving as graduate assistant (1971-72), defensive secondary coach (1973-75) and defensive coordinator/linebackers coach (1976-79). He also coached linebackers at Arizona from 1980-81. His coaching career began at Easton High School in his hometown of Easton, Pa., where he was an assistant coach from 1969-70.

Amato lettered in football (linebacker) and wrestling at NC State, where he earned a bachelor's degree in mathematics in 1969 and master's degree in education in 1973. The 1965 football team won an ACC co-championship and he was captain of the defense in 1967. He won two ACC titles as a wrestler in 1966 (heavyweight) and 1968 (191-pound weight class).

Amato, 71 (born June 26, 1946), and his wife Peggy have twin daughters, LuGina and Selena, and nine grandchildren. LuGina and her husband Rick have two daughters- Lexi and Lindsay- and twin sons- Giovanni and Gabriel. Selena and her husband Dusty have three sons- Sterling, Asher, and Luca- and two daughters- Presley and Bristol.

AMATO'S YEAR-BY-YEAR COACHING EXPERIENCE

<i>Years</i>	<i>School (Position)</i>
1969-70	Easton (Pa.) High School (assistant coach)
1971-72	NC State (graduate assistant)
1973-75	NC State (defensive secondary)
1976-79	NC State (defensive coordinator linebackers)
1980-81	Arizona (linebackers)
1982-95	Florida State (defensive line)
1996-99	Florida State (linebackers)
1986-99	Florida State (assistant head coach)
2000-06	NC State (head coach) (49-37 record)
2007-09	Florida State (executive head coach)
2012-	Akron (associate head coach defensive coordinator)

AMATO'S BOWL HISTORY (34)

<i>Bowl</i>	<i>Date</i>	<i>Result</i>
Liberty Bowl	Dec. 16, 1967	NC State 14, Georgia 7
Peach Bowl	Dec. 29, 1972	NC State 49, West Virginia 13
Liberty Bowl	Dec. 17, 1973	NC State 31, Kansas 18
Astro-Bluebonnet Bowl	Dec. 23, 1974	NC State 31, Houston 31
Peach Bowl	Dec. 31, 1975	West Virginia 13, NC State 10
Peach Bowl	Dec. 31, 1977	NC State 24, Iowa State 14
Tangerine Bowl	Dec. 23, 1978	NC State 30, Pittsburgh 17
Gator Bowl	Dec. 30, 1982	Florida St. 31, West Va. 12
Peach Bowl	Dec. 30, 1983	Florida St. 28, North Carolina 3
Citrus Bowl	Dec. 22, 1984	Florida St. 17, Georgia 17
Gator Bowl	Dec. 30, 1985	Florida St. 34, Okla. State 23
All-American Bowl	Dec. 31, 1986	Florida St. 27, Indiana 13
Fiesta Bowl	Jan. 1, 1988	Florida St. 31, Nebraska 28
Sugar Bowl	Jan. 2, 1989	Florida St. 13, Auburn 7
Fiesta Bowl	Jan. 1, 1990	Florida St. 41, Nebraska 17
Blockbuster Bowl	Dec. 28, 1990	Florida St. 24, Penn State 17
Cotton Bowl	Jan. 1, 1992	Florida St. 10, Texas A&M 2
Orange Bowl	Jan. 1, 1993	Florida St. 27, Nebraska 14
Orange Bowl	Jan. 1, 1994	Florida St. 18, Nebraska 16
Sugar Bowl	Jan. 2, 1995	Florida St.23, Florida 17
Orange Bowl	Jan. 1, 1996	Florida St. 31, Notre Dame 26
Sugar Bowl	Jan. 2, 1997	Florida 52, Florida St. 20
Sugar Bowl	Jan. 1, 1998	Florida St. 31, Ohio State 14
Fiesta Bowl	Jan. 4, 1999	Tennessee 23, Florida St.16
Sugar Bowl	Jan. 4, 2000	Florida St. 46, Virginia Tech 29
MicronPC.com Bowl	Dec. 28, 2000	NC State 38, Minnesota 30
Tangerine Bowl	Dec. 20, 2001	Pittsburgh 34, NC State 19
Gator Bowl	Jan. 1, 2003	NC State28, Notre Dame 6
Citrus Bowl	Dec. 22, 2003	NC State 56, Kansas 26
Meineke Car Care Bowl	Dec. 31, 2005	NC State14, South Florida 0
Music City Bowl	Dec. 31, 2007	Kentucky 35 Florida St. 28
Champs Sports Bowl	Dec. 27, 2008	Florida St. 42, Wisconsin 13
Gator Bowl	Jan. 1, 2010	Florida St.33, West Virginia 21
Famous Idaho Potato Bowl	Dec. 22, 2015	Akron 23, Utah State 21



TODD STROUD

- ◆ Assistant Head Coach | Defensive Line | Recruiting Coordinator
- ◆ Sixth Season at Akron
- ◆ Florida State '85

Todd Stroud is in his sixth season on the Akron staff as the Zips' defensive line coach and recruiting coordinator. In 2016, he added the title of assistant head coach, expanding his duties under Terry Bowden's leadership.

Throughout his career, Stroud has tutored numerous NFL Draft selections and developed nationwide recruiting ties. Additionally, he served 20-plus seasons in a role as a strength coach and served the program's director of strength and conditioning for four seasons (2012-15).

In 2016, UA recorded a 5-7 overall record, finishing just one play away from back-to-back bowl appearances. The Zips won their second consecutive Wagon Wheel (and third in last four years) over rival Kent State. The defense recorded 16 sacks, eight interceptions, and six fumble recoveries.

Senior defensive end Daumantas Venckus was awarded Distinguished Scholar-Athlete and Academic All-MAC honors. Venckus was nationally ranked in the final NCAA stats-No. 26 in fumbles recovered (2). In the spring, defensive lineman Jamal Marcus (Cleveland) signed a rookie free agent contract.

In 2015, the Zips' defense dominated MAC play. Akron's rushing defense (92.9) led the conference while ranking third nationally. The Zips' front four, nicknamed the Fantastic Four, were a force of strength, highlighted by second-team All-MAC honoree and senior nose tackle Cody Grice, a starter in every game of his collegiate career (a school record 49 starts). Grice was a second-team All-MAC pick, while senior lineman Rodney Coe and junior lineman Jamal Marcus were third-team All-MAC selections.

The 2014 defensive line was a dominating force in the MAC, helping UA finish the season ranked in the top-40 nationally in eight defensive categories. Two linemen earned All-MAC accolades, including junior nose tackle Cody Grice earning first-team All-MAC and senior defensive lineman Nordly Capi earning second-team honors. Grice ranked 10th nationally with three fumble recoveries.

In all, the defensive line tallied 194 tackles (108 solo), 13.0 sacks, 34.5 tackles for a loss, four recovered fumbles and three forced fumbles.

During the summer, three defensive players from the 2014 squad signed with NFL teams, including defensive linemen Nordly Capi (Jacksonville) and Nmesoma Okafor (Cincinnati).

In 2013, the defensive line saw a resurgence as one of the top groups in the Mid-American Conference. As a group, the Zips finished 39th in the nation in sacks per game (2.33), while senior Nico Caponi, a third-team All-MAC honoree, ranked 39th in the nation with 0.7 sacks per game. In all, the Akron defensive line



STROUD'S YEAR-BY-YEAR COACHING EXPERIENCE

Years	School (Position)
1986	UCF (defensive line)
1986	Florida State (weight room assistant)
1987-93	Samford (defensive line/strength and conditioning)
1993	Auburn (head coach strength and conditioning)
1994-96	Western Alabama (head coach) (6-25 record)
1997-99	Memphis (head coach strength and conditioning)
1999-04	NC State (director of strength and conditioning)
2004-06	NC State (associate head coach/defensive line)
2007-09	Florida State (head coach strength and conditioning)
2010	Colorado State (tight ends/fullbacks /recruiting coordinator)
2011	Colorado State (defensive line)
2012-15	Akron (defensive line)
2016-	Akron (assistant head coach defensive line)

STROUD'S BOWL EXPERIENCE (18)

Bowl	Date	Result
Gator Bowl	Dec. 30, 1982	Florida St. 31, West Va. 12
Peach Bowl	Dec. 30, 1983	Florida St. 28, North Carolina 3
Citrus Bowl	Dec. 22, 1984	Florida St. 17, Georgia 17
Gator Bowl	Dec. 30, 1985	Florida St. 34, Okla. State 23
All-American Bowl	Dec. 31, 1986	Florida St. 27, Indiana 13
DI-AA First Round	Nov. 30, 1991	Samford 29, New Hampshire 13
DI-AA Quarterfinal	Dec. 7, 1991	Samford 24, James Madison 21
DI-AA Semifinal	Dec. 14, 1991	Youngstown St. 10, Samford 10
DI-AA First Round	Nov. 28, 1992	Delaware 56, Samford 21
MicronPC.com Bowl	Dec. 28, 2000	NC State 38, Minnesota 30
Tangerine Bowl	Dec. 20, 2001	Pittsburgh 34, NC State 19
Gator Bowl	Jan. 1, 2003	NC State 28, Notre Dame 6
Citrus Bowl	Dec. 22, 2003	NC State 56, Kansas 26
Meineke Car Care Bowl	Dec. 31, 2005	NC State 14, South Florida 0
Music City Bowl	Dec. 31, 2007	Kentucky 35 Florida St. 28
Champs Sports Bowl	Dec. 27, 2008	Florida St. 42, Wisconsin 13
Gator Bowl	Jan. 1, 2010	Florida St. 33, West Virginia 21
Famous Idaho Potato Bowl	Dec. 22, 2015	Akron 23, Utah State 21

accounted for 37.5 tackles for a loss, 21.0 sacks, five forced fumbles and four fumble recoveries.

In 2012, Caponi earned Academic Honorable Mention from the MAC after posting 29 tackles and two sacks. Defensive end J.D. Griggs signed as a free agent with the Jacksonville Jaguars.

Prior to his current stint at UA, Stroud spent two years at Colorado State where he coached the defensive line in 2011, and was the tight ends/fullbacks coach and recruiting coordinator in 2010.

He arrived at CSU after three seasons (2007-09) as head coach for strength and conditioning at his alma mater Florida State.

Stroud was assistant head coach/defensive line coach at NC State from 2004-06, working under then Wolfpack head coach and current Akron associate head coach Chuck Amato.

Five of his NC State players were selected in NFL drafts. Three of those linemen went in the first round of the 2006 NFL Draft.

The 1993 Auburn team he trained and conditioned went 11-0 and finished ranked fourth in the final Associated Press poll under head coach Terry Bowden. In his six seasons at Samford (also coached by Bowden), he aided the program in reaching consecutive Division I-AA playoff appearances, including the national semifinals in 1991.

He has a bachelor's degree in physical education from Florida State (1985) and a master's degree in athletics administration from Alabama-Birmingham (1988). He started at nose guard for FSU from 1983-85 and was captain of the 1985 squad.

Stroud, 54 (born Dec. 17, 1963), and his wife Marianne have four children- daughters Jessica, Alexandra, and Chelsea, and son Stone.



A.J.
MILWEE

- ◆ **Offensive Coordinator | Quarterbacks**
- ◆ **Sixth Season at Akron**
- ◆ **North Alabama '09**

A.J. Milwee is in his sixth season on the Akron staff. Promoted to offensive coordinator in December 2012, he was the second-youngest coordinator (age 30) in the FBS at the time of his promotion. Milwee also mentors the UA quarterbacks.

In 2016, UA recorded a 5-7 overall record, finishing just one play away from back-to-back bowl appearances. The Zips won their second consecutive Wagon Wheel (and third in last four years) over rival Kent State.

Redshirt senior wide receiver JoJo Natson, Jr., garnered second-team All-MAC honors, while junior wide receiver Jerome Lane earned third-team All-MAC honors. Nine Zips on the Academic All-MAC team, including junior offensive lineman Xavier Quigley.

In spite of injuries that forced a rotation of three quarterbacks, the Zips' offense set the school record for touchdowns (all passes) in a game with six in the win over VMI. UA scored 25 passing touchdowns on the season, second most in the record book. In receiving, Natson ranked No. 21 nationally in receiving touchdowns (10), eclipsing the 100-yard receiving mark in two games.

Wide receivers Jerome Lane (New York Giants) and JoJo Natson (Indianapolis) signed rookie free agent contracts with NFL teams.

In 2015, Milwee mentored a corps of young quarterbacks, including sophomore Thomas Woodson who went 162-of-307 for 2,202 yards and 16 touchdowns in eight starts. Milwee also guided sophomore WR Jerome Lane as he added receiver duties to his defensive skills. Lane was No. 12 nationally in yards per reception (20.05).

Senior offensive lineman Isaiah Williams was third-team All-MAC selection. Ten Zips earned Academic All-MAC honors, including three-time honoree quarterback Kyle Pohl as well as offensive linemen Dylan Brumbaugh and Kyle Ritz. Brumbaugh and Pohl were selected as MAC Distinguished Scholar-Athletes.

Milwee was named to the inaugural American Football Coach's Association (AFCA) 30 Under 30 Coaches' Leadership Institute in 2016. The prestigious program, sponsored by the American Football Coaches Foundation® and NCAA Leadership Development, is aimed at training premier, future leaders in the football coaching profession.

The 2014 season saw senior Jawon Chisholm become just the fourth player in school history to eclipse the 3,000-yard career rushing yards. He finished with 3,403 career yards, second-most in program history.



MILWEE'S YEAR-BY-YEAR COACHING EXPERIENCE

Years	School (Position)
2009-10	North Alabama (graduate assistant)
2011	East Mississippi Community College (quarterbacks)
2012	Akron (quarterbacks)
2013-	Akron (offensive coordinator quarterbacks)

MILWEE'S POSTSEASON EXPERIENCE (5)

Bowl	Date	Result
DII 2nd Round Playoffs	Nov. 21, 2009	North Alabama 41, Ark. Tech 28
DII Quarterfinal	Nov. 28, 2009	Carson-Newman 24, N. Ala. 21
DII 1st Round	Nov. 20, 2010	North Ala. 43, Valdosta St. 20
DII 2nd Round	Nov. 27, 2010	Delta State 47, North Ala. 24
Famous Idaho Potato Bowl	Dec. 22, 2015	Akron 23, Utah State 21

Junior quarterback Kyle Pohl completed 208-of-383 passes for 2,189 yards, moving into fourth place in the Akron record book for career passing yards (4,993), all under Milwee's guidance. Pohl earned Academic All-MAC honors and was a 2014 Allstate AFCA Good Works Team nominee.

In 2013, he guided first-year starter Kyle Pohl to a solid sophomore campaign. Pohl completed 225-of-402 passes for 2,438 yards, 14 touchdowns and 10 interceptions. Several of Pohl's numbers earned him a spot in the all-time single-season program rankings, including lowest percentage of passes intercepted (2nd, .025), completions (6th, 225), completions per game (7th, 18.8), total offense (7th, 2,534) and passing offense (8th, 2,438). Pohl also earned Academic All-MAC honors.

A record-setting signal caller at Division-II North Alabama, Milwee oversaw fifth-year senior transfer quarterback Dalton Williams' prolific season in 2012. Williams achieved the program's single-season record for touchdown passes (25) and pass completions (326-for-522), while his 3,387 passing yards ranked as the third most in a season in school history.

Additionally in 2012, the Zips set a program record and led the Mid-American Conference in passing yards (3,753) and touchdown passes (30). The team's school-record 312.8 passing yards per game ranked 17th nationally, while its 427.2 yards of total offense per game ranked 45th. UA's 5,126 yards of total offense was second most in program history, behind the 2003 squad's 5,643.

Milwee came to Akron after one year on staff at East Mississippi Community College, helping the program to an NJCAA national championship. He spent the 2009 and 2010 seasons on Terry Bowden's staff at UNA as a graduate assistant. While on the Lions' staff, the program went a combined 20-6, made back-to-back playoff appearances and were 2009 Gulf South Conference champions.

Having compiled a 33-5 mark as UNA's QB during the 2006-08 seasons, Milwee set all-time school records for career passing yards (8,436), pass completions (677), passing attempts (1,030), touchdown passes (73) and total offense yards (9,401). He earned honorable mention All-America honors as a senior and is a member of the program's all-decade team (1999-2008). At UNA, he was a two-time finalist for the Harlon Hill Trophy, awarded annually to the nation's top player at the NCAA Division-II level.

Milwee spent his freshman year of eligibility as a member of the Alabama football team. He holds an undergraduate degree in finance from North Alabama.

Milwee, 31 (born Jan. 19, 1986), is married to the former Ashley Elliott. They have a one-year old son J.J. and will be welcoming another son this fall.



JEFF BOWDEN

- ◆ Special Teams Coordinator | Wide Receivers
- ◆ Sixth Season at Akron
- ◆ Florida State '83

The younger brother of UA head coach Terry Bowden, Jeff Bowden boasts more than 30 years of collegiate coaching experience. In his sixth season on the staff, he serves as the Zips' special teams coordinator and wide receivers coach.

In 2016, Bowden took newcomer JoJo Natson under his wing. A wide receiver and punt returner, Natson earned first-team All-MAC honors at returner and second-team honors at receiver. He was nationally ranked all season, finishing the year at No. 2 in punt return touchdowns (2), No. 2 in punt returns (16.3), and No. 21 in receiving touchdowns (10). Eclipsing the 100-yard receiving mark in two games, Natson was named the Zips' Offensive and Special Teams Player of the Year. Overall, Akron was nationally ranked at No. 3 in punt returns (17.53), No. 21 in blocked punts (1), and No. 41 in blocked kicks (2).

Junior wide receiver Jerome Lane earned third-team All-MAC honors. The team's top receiver, Lane finished with 1,018 yards and six touchdowns on 62 receptions.

Wide receivers Jerome Lane (New York Giants) and JoJo Natson (Indianapolis) signed rookie free agent contracts with NFL teams.

In 2015, Bowden mentored senior kicker Robert Stein and senior punter Zach Paul, a Ray Guy Award nominee, through their final seasons. A four-time Academic All-MAC selection, Stein was UA's scoring leader for the fourth consecutive season. He became Akron's career scoring leader (268) while also finishing his career first in total kicking points (268) and extra points (130). Stein was named the MVP at the Famous Idaho Potato Bowl. Paul finished as the career leader in most punts (275), punting yards (11,529), and highest punting average (41.8). He also set the season record for punting yards (3,276). Additionally, Bowden helped in the transition of sophomore Jerome Lane as he added receiver duties to his defensive skills. Lane was No. 12 nationally in yards per reception (20.05).

In 2014, the Akron kick return defense emerged as one of the toughest in the nation, with the Zips holding opponents to just 19.26 yards per return. That mark ranked second in the MAC and 30th nationally in 2014. Junior Robert Stein ranked 25th nationally in field goal percentage (.813) and earned Academic All-MAC honors for a third-straight season. Junior punter Zach Paul opened the 2014 campaign on the Ray Guy Award Watch List. He ranked 39th nationally in punting average (42.5 ypp).

During the 2013 campaign, Bowden mentored sophomore punter Zach Paul, who earned third-team All-MAC honors. Paul finished the season 30th in the nation in punting average (42.9 ypp). In addition to Paul's performance, the Akron kick return squad finished the year 11th in the nation in kick return defense



BOWDEN'S YEAR-BY-YEAR COACHING EXPERIENCE

Years	School (Position)
1983-84	Salem College (wide receivers)
1985	Salem College (offensive coordinator)
1986	Florida State (graduate assistant)
1987-90	Samford (offensive coordinator)
1991-00	Florida State (wide receivers)
2001-06	Florida State (offensive coordinator)
2009-11	North Alabama (associate head coach wide receivers)
2012-	Akron (special teams wide receivers)

BOWDEN'S POSTSEASON EXPERIENCE (24)

Bowl	Date	Result
NAIA 1st Round Playoffs	1984	Saginaw Valley St. 30, Salem 7
NAIA 1st Round Playoffs	1985	Hillsdale, 47, Salem 3
All-American Bowl	Dec. 31, 1986	Florida St. 27, Indiana 13
Cotton Bowl	Jan. 1, 1992	Florida St. 10, Texas A&M 2
Orange Bowl	Jan. 1, 1993	Florida St. 27, Nebraska 14
Orange Bowl	Jan. 1, 1994	Florida St. 18, Nebraska 16
Sugar Bowl	Jan. 2, 1995	Florida St. 23, Florida 17
Orange Bowl	Jan. 1, 1996	Florida St. 31, Notre Dame 26
Sugar Bowl	Jan. 2, 1997	Florida 52, Florida St. 20
Sugar Bowl	Jan. 1, 1998	Florida St. 31, Ohio State 14
Fiesta Bowl	Jan. 4, 1999	Tennessee 23, Florida St. 16
Sugar Bowl	Jan. 4, 2000	Florida St. 46, Virginia Tech 29
MicronPC.com Bowl	Dec. 28, 2000	NC State 38, Minnesota 30
Tangerine Bowl	Dec. 20, 2001	Pittsburgh 34, NC State 19
Gator Bowl	Jan. 1, 2003	NC State 28, Notre Dame 6
Citrus Bowl	Dec. 22, 2003	NC State 56, Kansas 26
Meineke Car Care Bowl	Dec. 31, 2005	NC State 14, South Florida 0
DII 2nd Round Playoffs	Nov. 21, 2009	North Alabama 41, Ark. Tech 28
DII Quarterfinal	Nov. 28, 2009	Carson-Newman 24, N. Ala. 21
DII 1st Round	Nov. 20, 2010	North Ala. 43, Valdosta St. 20
DII 2nd Round	Nov. 27, 2010	Delta State 47, North Ala. 24
DII 1st Round	Nov. 19, 2011	North Ala. 43, West Ala. 27
DII 2nd Round	Nov. 26, 2011	Delta State 42, North Ala. 14
Famous Idaho Potato Bowl	Dec. 22, 2015	Akron 23, Utah State 21

(18.36 ypr). Additionally, Akron blocked four kicks, the most in the MAC and 10th-most in the nation.

In 2012, Bowden worked with All-MAC Team pick senior wideout Marquelo Suel, who posted a team-high 820 receiving yards off 76 catches. Suel's team-high receptions were the second most in a single season in program history. Additionally, he closed out the regular season ranked fifth in the MAC and tied for 28th nationally in catches per game (6.3). Suel was also named to the Fred Biletnikoff Award Watch List.

In the three seasons prior to his post at Akron, Bowden was associate head coach and receivers coach at North Alabama with his brother Terry, helping the program to a 29-9 record during that time and a Gulf South Conference championship in 2009.

Before his tenure at UNA, he spent 13 years (1994-2006) on the staff at Florida State, working under his father, legendary coach Bobby Bowden. Jeff was the Seminoles' offensive coordinator from 2001-06 and from 1994-2000 worked with the receivers.

He began his collegiate coaching career in 1983 as a receivers coach at Salem College, when Terry was hired as the head coach, and in 1985 was promoted to offensive coordinator.

In 1986, he served as a graduate assistant coach at Florida State before rejoining Terry on Samford's staff the following year. Jeff was offensive coordinator for the Bulldogs from 1987-90 and was credited with guiding the career of current Florida State head coach Jimbo Fisher in his time as quarterback.

Bowden, 57 (born Dec. 30, 1959), played wide receiver at FSU from 1980-83. He and his wife Cindi have five children- Haley, Hunter, T.J., Robert, and Julia Elizabeth- and a grandson- Owen Ross Byers.



TRENT
BOYKIN

- ◆ **Tight Ends | H-Backs**
- ◆ **Sixth Season at Akron**
- ◆ **Youngstown State '95**

Northeast Ohio native Trent Boykin is in his sixth season at Akron, where he oversees the tight ends and H-backs for the third season. Previously, he worked with the Zip running backs for three seasons.

In 2016, Boykin mentored senior Christian Allen, junior Mykel Traylor-Bennett, who moved to tight end from receiver, and sophomore Newman Williams. Allen served primarily as a blocking tight end, while Traylor-Bennett had nine receptions and a touchdown for 97 yards. Williams had two catches for 16 yards.

In 2015, the blocking tight ends enhanced Akron's run blocking and pass protection schemes to help the offensive line. The Zips averaged 164.8 yards per game on the ground, 41.1 yards better than last season. Additionally, the Zips rushed for 2,143 total yards, exceeding the 2014 season total of 1,484 (after just 10 games).


Over three seasons, Boykin tutored running back Jawon Chisholm, who rushed for 2,442 yards and 21 touchdowns. The 2014 season saw Chisholm become just the fourth player in school history to eclipse the 3,000-yard career rushing yards. He finished with 3,403 career yards, second-most in program history. Chisholm earned third-team All-MAC honors in 2013.

Under Boykin's guidance, junior running back Conor Hundley continued his emergence as one of the top runners on the squad, rushing for 540 yards on 104 carries in 2014. The highlight of Hundley's season was a career-high 148 yards on 19 carries (7.8 ypc) in Akron's 21-10 upset win at Pittsburgh. He rushed for 425 yards on 100 carries, including just eight rushes for negative yards, in 2013.

Boykin spent the 2011 season as running backs coach at Wayne State, helping the Warriors to a school-record 12-win season and the program's first-ever appearance in the Division-II national championship game. The team closed the season listed 33rd nationally in rushing yards per game (200.56) and 23rd in scoring offense (34.48 ppg).

Under his watch in 2011, Wayne State had two 1,000-yard rushers in the same season for the first time in school history.

Boykin spent the 2010 campaign as the co-offensive coordinator and quarterbacks coach at Lambuth (Tenn.) and was the head coach for two seasons (2008 and 2009) at Lane College (Tenn.). Before working at Lane, he spent three seasons as assistant head coach at Kentucky State.



BOYKIN'S YEAR-BY-YEAR COACHING EXPERIENCE


Years	School (Position)
1996-97	Akron (graduate assistant)
1998	Boston College (graduate assistant)
1999	Tiffin (receivers)
2000-02	Youngstown State (receivers special teams)
2003-04	Ball State (running backs special teams)
2005-07	Kentucky State (assistant head coach offensive coordinator)
2008-09	Lane College (head coach) (4-17 record)
2010	Lambuth (co-offensive coordinator quarterbacks)
2011	Wayne State (running backs)
2012-14	Akron (running backs)
2015-	Akron (tight ends H-backs)

BOYKIN'S POSTSEASON EXPERIENCE (23)

Bowl	Date	Result
DI-AA First Round	Nov. 30, 1991	Youngstown St. 17, Villanova 16
DI-AA Quarterfinal	Dec. 7, 1991	Youngstown St. 30, Nevada-Reno 28
DI-AA Semifinal	Dec. 14, 1991	Youngstown St. 10, Samford, 0
DI-AA National Championship	Dec. 21, 1991	Youngstown St. 25, Marshall 17
DI-AA First Round	Nov. 28, 1991	Youngstown St. 23, Villanova 20
DI-AA Quarterfinal	Dec. 5, 1992	Youngstown St. 42, The Citadel 17
DI-AA Semifinal	Dec. 12, 1992	Youngstown St. 19, No. Iowa 7
DI-AA National Championship	Dec. 19, 1992	Marshall 31, Youngstown St. 28
DI-AA First Round	Nov. 27, 1991	Youngstown St. 56, Central Fla. 30
DI-AA Quarterfinal	Dec. 4, 1993	Youngstown St. 34, Ga. Southern 14
DI-AA Semifinal	Dec. 11, 1993	Youngstown St. 35, Idaho 16
DI-AA National Championship	Dec. 18, 1993	Youngstown St. 17, Marshall 5
DI-AA First Round	Nov. 25, 1991	Youngstown St. 63, Alcorn St. 20
DI-AA Quarterfinal	Dec. 3, 1993	Youngstown St. 18, Eastern Ky. 15
DI-AA Semifinal	Dec. 10, 1993	Youngstown St. 28, Montana 9
DI-AA National Championship	Dec. 17, 1993	Youngstown St. 28, Boise St. 14
DI-AA First Round	Nov. 25, 2000	Richmond 10, Youngstown St. 3
DII First Round	Nov. 19, 2011	Wayne St. 48, St. Cloud St. 38
DII Second Round	Nov. 26, 2011	Wayne State 38, Neb.-Kearney 26
DII Quarterfinal	Dec. 3, 2011	Wayne St. 31, Minn.-Duluth 25
DII Semifinal	Dec. 10, 2011	Wayne St. 21, Winston-Salem St. 14
DII National Championship	Dec. 17, 2011	Pittsburgh St. 35, Wayne St. 21
Famous Idaho Potato Bowl	Dec. 22, 2015	Akron 23, Utah State 21

A 1995 graduate of Youngstown State with a degree in organizational communication, Boykin began his coaching career as an offensive graduate assistant at Akron (1996-97). He also served one year at Boston College (1998) as an offensive graduate assistant before coaching receivers at Tiffin in 1999. He spent three years (2000-02) as YSU's wide receivers coach and special teams coordinator, and oversaw the running backs and special teams at Ball State in 2003 and 2004.

Boykin, 46 (born Nov. 13, 1970), was awarded four varsity letters in football and played on three Division I-AA national championship teams (1991, 1993, 1994) at Youngstown State under then head coach Jim Tressel. He completed his collegiate career ranked second on the Penguin's career receptions (150) list and seventh in career receiving yards (1,950). He also held the school record for career punt returns (74) and career punt return yardage (534), and was named the program's outstanding offensive player in 1994.



BRETT EKKENS

- ◆ Offensive Line
- ◆ Second Season at Akron
- ◆ Mount Union '12

The youngest offensive line coach (27) in Division I football, Brett Ekkens begins his second season as the offensive line coach at the University of Akron in 2017. He was just 26 at the time of his full-time hire.

Ekkens served as a graduate assistant during the 2014 and 2015 seasons with the Zips' football program.


In his first season in 2016, Ekkens was the youngest offensive line coach in the country (26) and the fourth-youngest assistant coach (at any position) in the nation. Ekkens helped five new Zip starters on the line. Noted as the second-least experienced line in the country, the Zips provided perfect protection in wins over Miami and Ball State. The o-line helped UA to a school record six touchdowns in the win over VMI.

Nine Zips on the Academic All-Mid-American Conference team, including junior offensive lineman Xavier Quigley.

Ekkens was named to the American Football Coach's Association (AFCA) 30 Under 30 Coaches' Leadership Institute in 2017. The prestigious program, sponsored by the American Football Coaches Foundation® and NCAA Leadership Development, is aimed at training premier, future leaders in the football coaching profession. He is the second Zips' coach to earn the honor, joining offensive coordinator A.J. Milwee who attended the inaugural event in 2016.

Ekkens earned a bachelor's degree in physical education and health education from Mount Union in 2012. He was a four-year letterwinner on the offensive line for the Purple Raiders, earning Division III first-team All-America honors and first-team Academic All-America honors in 2011. He was the recipient of the prestigious Rimington Award while helping Mount Union to four Ohio Athletic Conference championships and the 2008 national championship.

Following graduation, Ekkens served as the head football strength and conditioning coach and assis-



EKKEN'S YEAR-BY-YEAR COACHING EXPERIENCE

Years	School (Position)
2012-13	Mount Union (head strength & conditioning coach)
2014-15	Akron (graduate assistant)
2016-	Akron (offensive line)

EKKEN'S POSTSEASON EXPERIENCE (31)


Bowl	Date	Result
DIII First Round	Nov. 22, 2008	Mount Union 56, Rand.-Macon 0
DIII Second Round	Nov. 29, 2008	Mount Union 42, Hobart 7
DIII Quarterfinal	Dec. 6, 2008	Mount Union 41, Cortland St. 14
DIII Semifinal	Dec. 13, 2008	Mount Union 45, Wheaton 24
DIII National Championship	Dec. 20, 2008	Mt. Union 31, Wis-Whitewater 26*
DIII First Round	Nov. 21, 2009	Mount Union 55, Wash & Jeff 0
DIII Second Round	Nov. 28, 2009	Mount Union 62, Montclair 14
DIII Quarterfinal	Dec. 5, 2009	Mount Union 55, Albright 3
DIII Semifinal	Dec. 12, 2009	Mount Union 24, Wesley 7
DIII National Championship	Dec. 19, 2009	Wis-Whitewater 38, Mt. Union 28
DIII First Round	Nov. 20, 2010	Mount Union 49, St. Lawrence 0
DIII Second Round	Nov. 27, 2010	Mount Union 31, Del. Valley 3
DIII Quarterfinal	Dec. 4, 2010	Mount Union 37, Alfred 7
DIII Semifinal	Dec. 11, 2010	Mount Union 34, Bethel 14
DIII National Championship	Dec. 18, 2010	Wis-Whitewater 31, Mt. Union 21
DIII First Round	Nov. 19, 2011	Mount Union 47, Benedictine 7
DIII Second Round	Nov. 26, 2011	Mount Union 30, Centre 10
DIII Quarterfinal	Dec. 3, 2011	Mount Union 20, Wabash 8
DIII Semifinal	Dec. 10, 2011	Mount Union 28, Wesley 21
DIII National Championship	Dec. 16, 2011	Wis-Whitewater 13, Mt. Union 10
DIII First Round	Nov. 17, 2012	Mount Union 72, C. Newport 14
DIII Second Round	Nov. 24, 2012	Mt. Union 55, Johns Hopkins 13
DIII Quarterfinal	Dec. 1, 2012	Mount Union 72, Widener 17
DIII Semifinal	Dec. 8, 2012	Mt. Union 48, Mary Hardin-Baylor
DIII National Championship	Dec. 14, 2012	Mt. Union 28, St. Thomas 10*
DIII First Round	Nov. 23, 2013	Mount Union 34, Wash & Jeff 20
DIII Second Round	Nov. 30, 2013	Mount Union 56, Wittenberg 21
DIII Quarterfinal	Dec. 7, 2013	Mount Union 62, Wesley 59
DIII Semifinal	Dec. 14, 2013	Mt. Union 41, North Central 40
DIII National Championship	Dec. 20, 2013	Wis-Whitewater 52, Mt. Union 14
Famous Idaho Potato Bowl	Dec. 22, 2015	Akron 23, Utah State 21

*National champion

tant offensive line coach at his alma mater for two seasons prior to joining the Zips.

A native of Kentwood, Mich., Ekkens earned a master's degree in sport science and coaching administration at Akron in 2015, earning a perfect 4.0 grade-point average while serving as a graduate assistant with the football team.

Ekkens, 27 (born Oct. 16, 1989), and his wife Sophia were married in June 2016.



ERIC
HICKSON

- ◆ Running Backs
- ◆ Third Season at Akron
- ◆ Kansas State '98

A former professional player with collegiate coaching experience, Eric Hickson enters his third season as the running backs coach at the University of Akron in 2017.

In 2016, sophomore Van Edwards led a plethora of rushers with 492 yards and three touchdowns on 100 carries, including a 100-yard performance in the win at Ball State. Junior Manny Morgan followed with 417 yards on 81 carries and had a 100-yard game in the win at Marshall. UA had high expectations for senior transfer Warren Ball led all rushers with 110 yards and a touchdown on 18 carries in his Zips' debut. While he suffered a season-ending injury at No. 10 Wisconsin, he will be back in 2017 to lead a veteran rushing corps.

In 2015, senior running back Conor Hundley led the Zips, rushing for 911 yards and 10 touchdowns on 202 carries. He finished his career at No. 11 in career rushing with 2,155 yards. Newcomer Donnell Alexander added depth with 499 yards and three touchdowns. Once again, the Zips utilized senior NT Cody Grice on short-yardage plays where he racked up 35 yards and four touchdowns on 22 carries. He scored a career-best three touchdowns, all in the first half in the win over Savannah State.

Hickson joined the Zips after serving as the interim head coach, running backs coach, and outgoing recruiting coordinator at Garden City Community College in Kansas during the 2014 season.

Prior to joining the Busters, Hickson coached at Emmerich Manual High School in Indianapolis for two seasons, serving as the head coach his last year. He coached the running backs and special teams at American Heritage High School in Florida for four seasons, mentoring several players who were recruited by Division I schools, including Sony Michel (Georgia), Walter Tucker (Miami, Fla.), Marken Michel (Massachusetts), and Henry Bussy (FAU).

From 2003-06, Hickson served as the assistant head coach at Coral Springs (Fla.) Charter School, coaching NFL players TE Evani Landi



HICKSON'S YEAR-BY-YEAR COACHING EXPERIENCE

Years	School (Position)
2003-06	Coral Springs Charter School (assistant head coach)
2007-11	American Heritage High School (running backs special teams)
2012	Emmerich Manual High School (offensive coordinator running backs)
2013	Emmerich Manual High School (head coach)
2014	Garden City Community College (interim head coach running backs)
2015-	Akron (running backs)

HICKSON'S BOWL EXPERIENCE (6)

Bowl	Date	Result
Copper Bowl	Dec. 29, 1993	Kansas State 52, Wyoming 17
Holiday Bowl	Dec. 29, 1995	Kansas State 54, Colorado St. 21
Cotton Bowl	Jan. 1, 1997	BYU 19, Kansas State 15
Fiesta Bowl	Dec. 31, 1997	Kansas State 35, Syracuse 18
Alamo Bowl	Dec. 29, 1998	Purdue 37, Kansas State 34
Famous Idaho Potato Bowl	Dec. 22, 2015	Akron 23, Utah State 21

(USF/Tampa Bay Buccaneers) and CB Darius Butler (Connecticut/Indianapolis Colts).

The all-time leading rusher in Kansas State football history with 2,537 yards on 507 carries upon graduation, Hickson also set career records with 507 carries and 26 rushing touchdowns while posting 10 performances of 100-yards in his 42-game collegiate career. A three-year starter and four-time letterwinner for the Wildcats, he was the season's leading rusher in 1995, 1997, and 1998. He was named All-Big 8 as a sophomore and was a two-time All-Big 12 Conference selection. The two-time team captain also played in the All-Star Gridiron Classic. A dual-sport athlete, Hickson also ran track at KSU, recording a 6.31 in 55-meter indoors.

Hickson signed with the Tampa Bay Buccaneers as an undrafted free agent in 1999. In 2001, Hickson played for the XFL's Birmingham Thunderbolts. He spent the 2002 season in the Arena Football League.

A native of Fort Lauderdale, Fla., Hickson earned a bachelor's degree in criminal justice from Kansas State in 1998.

Hickson, 42 (born Oct. 25, 1974), and his wife Keisha have one son Eric, Jr., and a dog Diamond.



OTIS
MOUNDS

- ◆ **Cornerbacks | Defensive Passing Game Coordinator**
- ◆ **Fourth Season at Akron**
- ◆ **Auburn '03**

Otis Mounds, a former professional player and experienced coach at both the collegiate and high school levels, is in his fourth season as the Zips' cornerbacks coach and defensive passing game coordinator in 2017.

In 2016, the Zips' defense recorded 16 sacks, eight interceptions, and six fumble recoveries. Mounds mentored true freshman Alvin Davis, who worked his way into the starting line-up. After 12 games, Davis finished second in team tackling with 87 tackles, a fumble recovery, and a break-up.

Nine Zips were named to the 2016 Academic All-Mid-American Conference team, including defensive backs Nathan Bischof, Bryce Jones, and Vince Lockett. Defensive back Larry Hope (Miami) went on to sign a rookie free agent NFL contract.

In 2015, the Zips' defense dominated Mid-American Conference play. Akron's rushing defense (92.9) led the conference while ranking third nationally. Junior cornerback DeAndre Scott was No. 7 in total interceptions (6), No. 12 in interceptions per game (0.5) and No. 22 in passes defended (1.3). Senior cornerback John Senter earned Academic All-MAC honors.

The 2014 season saw the Zips post 13 interceptions, 38th most in Division I football. Junior corner Kris Givens, in his first season as a Zip, finished fourth on the team in total tackles with 45 (25 solo) to go with two interceptions and four breakups. Four Zips grabbed multiple interceptions, led by senior cornerback Martel Durant's three interceptions. UA corners posted three fumble recoveries and two forced fumbles.

Sophomore corner DeAndre Scott, a third-team All-MAC honoree, scored his first collegiate touchdown, returning an interception 37 yards for a touchdown at Buffalo. The INT score was the first by an Akron cornerback in more than two years.

Mounds, who played safety for Bowden at Auburn during the 1993 and 1994 seasons, joined the Zips' staff after serving as defensive backs coach at Holmes Community College in Goodman, Miss. His resume also includes two seasons on



MOUNDS' YEAR-BY-YEAR COACHING EXPERIENCE

Years	School (Position)
2005-07	Coral Springs Charter High School (head coach defensive coordinator)
2008-09	St. Thomas Aquinas High School (secondary)
2010-11	Texas Tech (cornerbacks)
2012	Emmerich Manual High School (head coach)
2013	Holmes Community College (defensive backs)
2014	Akron (cornerbacks)
2015	Akron (cornerbacks defensive passing game coordinator)

MOUNDS' BOWL EXPERIENCE (4)

Bowl	Date	Result
Peach Bowl	Dec. 29, 1990	Auburn 27, Indiana 23
Alamo Bowl	Dec. 29, 2010	Texas Tech 41, Michigan St. 31
TicketCity Bowl	Jan. 1, 2011	Texas Tech 45, Northwestern 38
Famous Idaho Potato Bowl	Dec. 22, 2015	Akron 23, Utah State 21

the defensive staff at Texas Tech (2010-11) and two years as coach of the secondary at St. Thomas Aquinas High School (2008-09) in Fort Lauderdale, Fla. His professional playing career featured time in the Canadian Football League and Arena Football League.

At Holmes CC, Mounds coached former Zip Kris Givens. He and teammates Tee Shepard and Jamie Jamison earned All-MJCAA honors in 2013.

While at St. Thomas Aquinas, Mounds tutored LaMarcus Joyner who was named the National Defensive Player of the Year and went on to play at Florida State. He also coached Cody Riggs (Florida), Brian Robinson (Marshall), Keyon Payne (Miami), Ronnie Kennedy (Central Michigan) and Desmond Southward (Wisconsin). Joyner (St. Louis Rams), Riggs (Tennessee Titans), Marcus Roberson (St. Louis Rams), and Southward (Atlanta Falcons) went on to play in the NFL.

Before his stint at Holmes CC, Mounds was head coach at Emmerich Manual High School in Indianapolis, Ind., for one season (2012). He also served as head coach and defensive coordinator for three seasons at Coral Springs Charter School in Coral Springs, Fla. (2005-07). Mounds began his coaching career at Dillard High School in Fort Lauderdale in 2000, where he was the secondary coach and defensive coordinator.

Notable players under his watch at Coral Springs Charter included Darius Butler (Connecticut/New England Patriots), Evan Landi (South Florida/New England Patriots), and Jamal Davis (Florida Atlantic).

After completing a four-year career at Auburn (1990-94), Mounds played one season in the Canadian Football League for the Birmingham Barracudas before a four-year stint in the Arena Football League. While in the arena league, he competed for three different teams: Memphis (1996), Florida (1997-99) and Carolina (1999). He graduated from Auburn in 2003 with a degree in health promotions/sports and recreation management.

Mounds, 45 (born Aug 1, 1972) and his wife Myra have two sons, Otis Jr. and Myran, and two daughters, Oteria and Faith. Son Myran is a Zip this fall, making the Mounds the only father-son combo on the 2017 Akron team.



MIKE
WOODFORD

- ◆ Safeties
- ◆ Sixth Season at Akron
- ◆ Arizona '82

Veteran coach and Northeast Ohio native Mike Woodford is in his sixth season on Terry Bowden's staff and second stint as a member of the program. He tutors the UA safeties.

In 2016, the Zips' defense recorded 16 sacks, eight interceptions, and six fumble recoveries. For just the second time in program history (and first time since 1980), an Akron Zip earned Academic All-America honors. Junior safety Zach Guiser was a first-team selection, while redshirt senior captain James Turner was a second-team honoree. The duo headlined nine Zips on the Academic All-MAC team and were also awarded MAC Distinguished Scholar-Athlete honors.

In 2015, the Zips' defense dominated Mid-American Conference play. Akron's rushing defense (92.9) led the conference while ranking third nationally. Woodford mentored sophomore Zach Guiser, who moved into the starting line-up for all 13 games. He was the top defensive back, finishing fourth in team tackling with 59 tackles, two interceptions, five break-ups, and a fumble recovery. Once again, Guiser earned Academic All-MAC as well as MAC Distinguished Scholar Athlete honors.

In 2014, the trio of Johnny Robinson, Devonte Morgan and Bre' Ford combined for 115 tackles (71 solo), four interceptions, three pass breakups, two fumble recoveries and a forced fumble for a defense that ranked in the top-40 nationally in eight defensive categories. Redshirt freshman Zach Guiser earned Academic All-MAC honors as well in 2014.

During the 2013 campaign, Woodford saw a pair of players – Anthony Holmes and Johnny Robinson – anchor the Zips' secondary. The pair combined for 92 tackles, four interceptions, five pass breakups, one blocked kick and one forced fumble. Additionally, Sean Graves earned Academic All-MAC Honorable Mention.

In 2012, one of Woodford's pupils, Sean Graves, earned Academic Honorable Mention from the MAC.

Woodford joined the Akron staff after spending the 2011 season at New Mexico following a three-year stretch at Illinois (2007-09).



WOODFORD'S YEAR-BY-YEAR COACHING EXPERIENCE

Years	School (Position)
1984-85	Rhodes College (defensive backs)
1985-86	Middle Tennessee State (defensive backs)
1986-91	Akron (defensive backs)
1994-99	Walsh University (defensive coordinator)
1999-01	Middle Tennessee State (defensive backs)
2001-02	New Orleans Saints (defensive assistant)
2002-03	Florida (special teams/defensive backs)
2007-09	Illinois (special teams/defensive backs)
2011	New Mexico (defensive backs)
2012-	Akron (safeties)

WOODFORD'S BOWL EXPERIENCE (5)

Bowl	Date	Result
Fiesta Bowl	Dec. 25, 1979	Pittsburgh 16, Arizona 10
Outback Bowl	Jan. 1, 2003	Michigan 38, Florida 30
Outback Bowl	Jan. 1, 2004	Iowa 37, Florida 17
Rose Bowl	Jan. 1, 2008	USC 49, Illinois 17
Famous Idaho Potato Bowl	Dec. 22, 2015	Akron 23, Utah State 21

As special teams coordinator at Illinois, Woodford was responsible for breaking in a brand-new kicking battery after the graduation of the squad's kicker, snapper and holder from the previous season. Emerging in 2008 was place-kicker Matt Eller, who broke the school record for field goals by a freshman and led the team in scoring with 84 points.


Woodford's tenure at Illinois marked the fourth time he and head coach Ron Zook had joined forces. The pair were part of the Kansas staff in 1983, the New Orleans Saints' staff in 2001 and during Zook's time as head coach at Florida. While at KU, the duo worked with Mike Gottfried, and Woodford has also studied under such coaches as Larry Smith, Lou Holtz and Jim Haslett.

He also helped a pair of Saints to Pro Bowl selections during his season with the NFL franchise, as safety Sammy Knight was a 2002 Pro Bowl starter and La'Roi Glover also was selected to the team.

Woodford went to the Saints after spending two seasons at Middle Tennessee State as the defensive backs coach. Prior to that, he was the defensive coordinator at nearby Walsh University for the 1994-99 seasons and the defensive backs coach at Akron from 1986-91 with then head coach Gerry Faust (Terry Bowden was on the UA staff in 1986 as well).

Woodford has a bachelor of liberal arts degree in history from Arizona and played safety for the Wildcats from 1978-81. After joining the program as a walk on, he later became a starter and was a member of the team that played in the 1979 Fiesta Bowl.

Woodford, 57 (born Sept. 4, 1959), and his wife Lori were married in July 2014. He has two daughters, Michaela and Ellie, and two stepdaughters, Megan and McKenzie.



MATT
GILDERSLEEVE

- ◆ Director of Football Strength & Conditioning
- ◆ Sixth Season at Akron
- ◆ Mount Union '12

Matt Gildersleeve begins his sixth season overall and his second season as the director of football strength and conditioning at the University of Akron in 2016. He was promoted to director in the spring of 2016 after serving as the head coach of football strength and conditioning for two seasons.

The youngest head strength coach in Division I football, Gildersleeve earned a bachelor's degree in exercise science from Mount Union in 2012. The Dean's List student was a four-year letterwinner at tight end for the Purple Raiders, helping Mount Union to four Ohio Athletic Conference championships and the 2008 national championship.

A native of Phoenix, Ariz., Gildersleeve earned a master's degree in sport science and coaching principles from Akron in 2014. He worked as a graduate assistant with the Zips until he was named the assistant director of football strength and conditioning in January 2014.

Gildersleeve, 27 (born April 9, 1990), was promoted to head coach of football strength and conditioning in May 2014.



BEN
MURPHY

- ◆ Director of Football Operations
- ◆ Sixth Season at Akron
- ◆ Florida State '07

Ben Murphy is in his sixth year serving as Akron football's director of operations. In this role with the Zips, he conducts the day-to-day operations of the football office, such as scheduling events and practices, and making travel arrangements.

Murphy served as Terry Bowden's director of football operations at North Alabama from 2009-11, after serving as a graduate assistant coach at Florida State from 2007-09.

While at FSU, he was heavily involved in the program's recruiting effort and helped achieve top-10 recruiting classes in 2008 and 2009. He also worked as an intern in the Florida State sports information department from 2005-07.


Murphy, a native of Tampa, Fla., graduated from Florida State with a bachelor's degree in sport management in 2007, and added a master's degree in sport administration from FSU in 2009.

Murphy, 33 (born March 27, 1984), married former Akron golfer Amanda Butler in July 2015. A four-time National Golf Coaches Association Academic All-American, Butler earned her bachelor's degree in sports management from UA in 2012 and her master's degree in 2014. The couple welcomed son Carter in March 2017.



HUNTER
BOWDEN

- ◆ Graduate Assistant (Offense)
- ◆ Second Season at Akron
- ◆ North Alabama '13



DYLAN
EVANS

- ◆ Graduate Assistant (Defense)
- ◆ First Season at Akron
- ◆ Akron '16



NICK
VERNA

- ◆ Graduate Assistant (Defense)
- ◆ Second Season at Akron
- ◆ Akron '15

COACHING STAFF



JOHN
NEMEČ

- ◆ Director of Player Personnel
- ◆ Fourth Season at Akron
- ◆ Toledo '69

Former Kent Roosevelt High School football head coach John Nemeč enters his fourth season as the Zips' Director of Player Personnel.

Nemeč joined Akron after 38 years of service at Kent Roosevelt, including 29 years as head coach. He posted a 202-103-2 record at the helm of the Rough Riders, winning eight Metropolitan titles, one Western Reserve Conference title and four Portage Trail Conference, Metro Division, titles. He also guided Kent Roosevelt to the Division II state playoffs in five of the last seven seasons.

In 1976 and 1996, the Touchdown Club of Greater Akron named Nemeč its Coach of the Year for Portage County. He was also named the 1989 Clem Caraboolad Memorial Coach of the Year, an award given out by the Akron Beacon Journal and the Touchdown Club of Greater Akron to honor an area coach whose commitment and values matched that of Caraboolad. The award winner is selected from a pool of high school coaches encompassing all sports in Summit, Stark, Wayne, Medina and Portage counties.

Overall, Nemeč owns a 231-113-3 record in 33 seasons as a head coach, posting a 29-10-1 mark at Wapakoneta High School in four seasons before joining the Kent Roosevelt staff as an assistant coach.

This is Nemeč's second stint at the college level. He served as an assistant coach at Army from 1969-72.

Nemeč, a native of Monroeville, Pa., is a 1969 graduate of the University of Toledo, where he played quarterback and defensive back. He earned his bachelor of education in social studies from UT. He earned a master's degree in education administration and supervision from the University of Akron in 1988.



MARK
OUIMET

- ◆ Assistant Director of Football Operations
- ◆ Sixth Season at Akron
- ◆ Sienna Heights College '95

Mark Ouimet is in his sixth season as Akron football's assistant director of operations. In this role, he helps facilitate the day-to-day logistics of the program and also assists in organizing the team's recruiting effort.

Ouimet was coordinator of recruiting operations at Mississippi State prior to coming to Akron. He relocated to Starkville from Ann Arbor, Mich., where he lived for the previous 10 years. During that period, he spent time as the director of football operations for the All-American Football League and also worked as vice president of football operations for PMG Sports.

He was a member of the University of Michigan's football staff as well, first serving as an assistant recruiting coordinator and special teams assistant, followed by an assignment as the Wolverines coordinator of player development.

Ouimet has also worked as an account representative for the Detroit Pistons, and was a football graduate assistant for Northwood University in Midland, Mich., from 1996-98.


Ouimet, 46 (born May 20, 1971), earned his bachelor's degree in business administration from Siena Heights College in 1995, followed by an MBA from Northwood in 1997.

Staff without photos

- TREVOR HARRIS** ◆ Graduate Assistant | Strength & Conditioning
- BOBBY HARDY** ◆ Volunteer (Defense)
- JASON HERCHEK** ◆ Volunteer (Offense)
- TY HUNDLEY** ◆ Volunteer (Offense)



COACHING STAFF | SUPPORT STAFF




CHRISTIAN
ALLEN

◆ Recruiting Assistant



J.D.
JORDAN

◆ Football Equipment Manager




SHERRY
BUTLER

◆ Administrative Assistant




MARK
LEFFLER

◆ Assistant Director of
Sports Medicine |
Football Athletic Trainer




TOM
CLEAVER

◆ Graduate Assistant | Video




KEVIN
O'CONNOR

◆ Equipment Manager




BILL
DRODNY

◆ Director of Sports Medicine




ERIK
SPENCER

◆ Assistant Athletic Trainer



KORY
GRIBBIN

◆ Quality Control | Offense



JACOB
THOMPSON

◆ Coordinator of Video Services



2016 SEASON REVIEW





2016 Crystal Clinic Wagon Wheel Champions!

Under the guidance of fifth-year head coach Terry Bowden, Akron finished the 2016 campaign at 5-7 overall and 3-5 in MAC play after a 9-3 loss at Ohio. The Zips returned 48 lettermen, including seven starters. The Zips utilized a spread offense and a 4-3 defense.

After 12 games, sophomore RB Van Edwards was the team's leading rusher with 492 yards and three touchdowns on 100 carries. Under center, junior QB Thomas Woodson was 146-of-242 for 2,079 yards and 18 touchdowns. Junior WR Jerome Lane was the top receiver with 1,018 yards and six touchdowns on 62 receptions. Defensively, sophomore LB Ulysees Gilbert III had 122 tackles, including a team-best 65 solo stops, a team-high 11.5 TFL, four sacks, eight hurries, and two forced fumbles.

In the final national rankings, Akron was No. 3 in punt returns (17.53), No. 21 in blocked punts (1), and No. 41 in blocked kicks (2). Individually, senior WR JoJo Natson was No. 2

in punt return touchdowns (2), No. 2 in punt returns (16.3), and No. 21 in receiving touchdowns (10). Sophomore LB Ulysees Gilbert III was No. 9 in total tackles (10.2) and No. 23 in solo tackles (5.4). Redshirt senior DE Daumantas Venckus was No. 26 in fumbles recovered (2).

Four Akron football players earned Mid-American Conference honors. Earning first-team All-MAC recognition were sophomore LB Ulysees Gilbert III and punt returner redshirt senior JoJo Natson, Jr. Natson also garnered second-team All-MAC honors at wide receiver. Junior WR Jerome Lane and redshirt sophomore PK Tom O'Leary were third-team All-MAC honorees. All were first-time recipients.

Phil Steele also recognized the four Zips with All-MAC honors. The honors reflect the same All-MAC honors received from the MAC football coaches.

Junior S Zach Guiser and redshirt senior captain James Turner were named to the College Sports Information Directors of America (CoSIDA) Academic All-District 5 football team.

Guiser sported a 3.992 grade-point average in pre-physical therapy/exercise science. Competing as a graduate student, Turner earned his bachelor's degree in business. He had a perfect 4.00 GPA in the sport science master's program.

Nine University of Akron football players- Nathan Bischof, Ulysees Gilbert III, Zach Guiser, Bryce Jones, John Lako, Vince Lockett, Xavier Quigley, James Turner, Daumantas Venckus- earned Academic All-Mid-American Conference honors for the 2016 season.

Four of those students- Ulysees Gilbert III, Zach Guiser, James Turner, and Daumantas Venckus- were also award Distinguished Scholar-Athlete honors from the MAC.

2016 AKRON FOOTBALL RESULTS

Date	Opponent	W	L	Score	Overall	MAC	Time	Attendance
Sept. 3	VMI [ESPN3]	W		47-24	1-0		3:18	11,061
Sept. 10	at #10 Wisconsin [BTN]		L	10-54	1-1		3:19	77,331
Sept. 17	at Marshall [CBS-SN]	W		65-38	2-1		4:05	24,258
Sept. 24	APPALACHIAN STATE [ASN]		L	38-45	2-2		3:20	15,381
Oct. 1	*at Kent State [ESPN3]	W		31-27	3-2	1-0	3:35	20,167
Oct. 8	*MIAMI (Ohio) [Homecoming ESPN3]	W		35-13	4-2	2-0	3:04	11,094
Oct. 15	*#23 WESTERN MICH. [CBS-SN]		L	0-41	4-3	2-1	3:33	11,321
Oct. 22	*at Ball State [ESPN3]	W		35-25	5-3	3-1	3:07	10,739
Oct. 27	*at Buffalo [TW/ESPN3]		L	20-41	5-4	3-2	3:18	15,012
Nov. 2	*TOLEDO [ESPN2]		L	17-48	5-5	3-3	3:30	6,559
Nov. 9	*BOWLING GREEN [ESPNU]		L	28-38	5-6	3-4	3:53	6,605
Nov. 22	*at Ohio [ESPNU]		L	3-9	5-7	3-5	2:59	18,025

Home games in CAPS

*Mid-American Conference game

At the team's annual Awards Banquet on Dec. 11, senior WR/PR JoJo Natson, Jr. was named the outstanding offensive performer and special teams player of the year, while sophomore LB Ulysees Gilbert III was named the outstanding defensive performer. Seniors Natson, CB DeAndre Scott, and S James Turner, who were selected as team captains for the 2016 season by their teammates, earned the coaches' captain's award.

Prior to the home finale with Bowling Green, Akron honored the 22 members of its Senior Class – TE Christian Allen, DB Michael Butler, OL Michael Casimos, WR Tyrell Goodman, DL

Jelani Hamilton, DB Larry Hope, QB Matthew Hoyer, DB Bryce Jones, RB Denzel Jones, Jr., DL Jamal Marcus, WR Michael Means, Jr., WR Ibrahim Mohammed, S Cory Morrow, WR JoJo Natson, DL Se'Von Pittman, LB John Rachal, CB DeAndre Scott, DL Christopher Spruill, DB Zachary Sweat, S James Turner, DE Daumantas Venckus, and WR Darian Williams.

This was the first five-year graduating class to play under head coach Terry Bowden at Akron. During their collegiate careers, they competed in four of the nation's top five biggest college stadiums. They've been a part of the re-building process, helping the Zips to five wins each of the last three seasons, more wins than the previous three seasons combined. Five of the seniors have already earned their undergraduate degrees and are pursuing master's degrees.

Individually, the Zips have re-written the record books and climbed the career charts while racking up weekly honors. Off the field, they've represented UA in the community with several activities, including game week visits to Akron Children's Hospital. Congratulations, Seniors!

The University of Akron was one of 75 institutions nationally that was recognized by the American Football Coaches Association (AFCA) for its Graduation Success Rate (GSR) in football. The Zips graduated 75 percent or more of their football student-athletes (2009-12).



JEROME LANE

Eight Zips competed during the fall having already received their bachelor's degrees: RB Warren Ball (sports industry), DL Jelani Hamilton (liberal arts), DB Larry Hope (organizational supervision), DB Bryce Jones (organizational supervision), DL Christopher Spruill (sport management), OL Logan Tuley-Tillman (liberal arts), S James Turner (business), and DE Daumantas Venckus (management).

Completing his fifth season at Akron, head coach Terry Bowden is the dean of the Mid-American Conference coaches with the most career wins (164). Nationally, Bowden ranks sixth among active coaches in career wins.





2016 TEAM & INDIVIDUAL STATISTICS

TEAM STATISTICS

	AKRON	OPP
SCORING	329	403
Points Per Game	27.4	33.6
Points Off Turnovers	49	79
FIRST DOWNS	234	294
Rushing	86	144
Passing	123	130
Penalty	25	20
RUSHING YARDAGE	1586	2696
Yards gained rushing	1880	2978
Yards lost rushing	294	282
Rushing Attempts	380	534
Average Per Rush	4.2	5.0
Average Per Game	132.2	224.7
TDs Rushing	13	27
PASSING YARDAGE	3063	2896
Comp-Att-Int	217-396-14	239-390-8
Average Per Pass	7.7	7.4
Average Per Catch	14.1	12.1
Average Per Game	255.2	241.3
TDs Passing	25	22
TOTAL OFFENSE	4649	5592
Total Plays	776	924
Average Per Play	6.0	6.1
Average Per Game	387.4	466.0
KICK RETURNS: #Yards	45-814	56-1185
PUNT RETURNS: #Yards	17-298	21-157
INT RETURNS: #Yards	8-107	14-126
KICK RETURN AVERAGE	18.1	21.2
PUNT RETURN AVERAGE	17.5	7.5
INT RETURN AVERAGE	13.4	9.0
FUMBLES-LOST	17-8	8-6
PENALTIES-Yards	91-807	80-794
Average Per Game	67.2	66.2
PUNTS-Yards	61-2255	51-1981
Average Per Punt	37.0	38.8
Net punt average	34.4	32.6
KICKOFFS-Yards	65-3693	76-4407
Average Per Kick	56.8	58.0
Net kick average	35.5	39.1
TIME OF POSSESSION/Game	25:59	34:01
3RD-DOWN Conversions	59/158	79/178
3rd-Down Pct	37%	44%
4TH-DOWN Conversions	10/21	13/22
4th-Down Pct	48%	59%
SACKS BY-Yards	16-105	25-148
MISC YARDS	0	0
TOUCHDOWNS SCORED	43	50
FIELD GOALS-ATTEMPTS	10-11	17-22
ON-SIDE KICKS	0-0	0-1
RED-ZONE SCORES	(28-33) 85%	(53-62) 85%
RED-ZONE TOUCHDOWNS	(20-33) 61%	(36-62) 58%
PAT-ATTEMPTS	(39-42) 93%	(48-49) 98%
ATTENDANCE	62,021	165,532
Games/Avg Per Game	6/10,337	6/27,589
Neutral Site Games		0/0

Score by Quarters	1st	2nd	3rd	4th	Total
Akron	49	103	75	102	329
Opponents	91	135	76	101	403

RUSHING	GP-GS	ATT	GAIN	LOSS	NET	AVG	TD	LG	AVG/G
EDWARDS, Van	11-7	100	518	26	492	4.9	3	45	44.7
MORGAN, Manny	11-3	81	434	17	417	5.1	0	61	37.9
CHAPMAN, Tra'Von	9-3	48	259	64	195	4.1	4	70	21.7
JONES, Denzel	12-0	41	197	4	193	4.7	0	25	16.1
BALL, Warren	2-2	25	192	11	181	7.2	1	43	90.5
TRAYLOR-BENNETT, M.	9-2	10	46	0	46	4.6	4	19	5.1
GOODMAN, Tyrell	11-1	27	90	50	40	1.5	0	9	3.6
WOODSON, Thomas	8-8	42	128	94	34	0.8	1	18	4.2
NATSON, JoJo	12-11	4	16	10	6	1.5	0	13	0.5
TEAM	2-0	1	0	2	-2	-2.0	0	0	-1.0
GASSER, Nick	12-0	1	0	16	-16	-16.0	0	0	-1.3
TOTAL	12	380	1880	294	1586	4.2	13	70	132.2
OPPONENTS	12	534	2978	282	2696	5.0	27	61	224.7

PASSING	GP-GS	EFFIC	COMP-ATT-INT	PCT	YDS	TD	LG	AVG/G
WOODSON, Thomas	8-8	152.08	146-242-6	60.3	2079	18	91	259.9
CHAPMAN, Tra'Von	9-3	101.97	54-117-5	46.2	700	5	44	77.8
GOODMAN, Tyrell	11-1	99.94	16-36-3	44.4	270	1	64	24.5
MORGAN, Manny	11-3	547.60	1-1-0	100.0	14	1	14	1.3
TOTAL	12	133.53	217-396-14	54.8	3063	25	91	255.2
OPPONENTS	12	138.17	239-390-8	61.3	2896	22	54	241.3

RECEIVING	GP-GS	NO.	YDS	AVG	TD	LG	AVG/G
LANE, Jerome	12-12	62	1,018	16.4	6	91	84.8
NATSON, JoJo	12-11	59	837	14.2	10	50	69.8
WOLF, Austin	12-12	36	550	15.3	5	44	45.8
CONEY, A.J.	12-3	15	173	11.5	1	23	14.4
TRAYLOR-BENNETT, M.	9-2	9	97	10.8	1	26	10.8
EDWARDS, Van	11-7	8	81	10.1	1	27	7.4
YOUNG, Anthony	2-0	8	59	7.4	0	17	29.5
SMITH, Kwadarrius	10-1	6	147	24.5	1	40	14.7
GLADNEY, Kevin	7-0	3	25	8.3	0	14	3.6
LAURO, Anthony	9-0	3	18	6.0	0	7	2.0
WILLIAMS, Newman	9-5	2	16	8.0	0	8	1.8
BALL, Warren	2-2	2	13	6.5	0	12	6.5
MORGAN, Manny	11-3	2	8	4.0	0	5	0.7
JONES, Denzel	12-0	1	18	18.0	0	18	1.5
GOODMAN, Tyrell	11-1	1	3	3.0	0	3	0.3
TOTAL	12	217	3063	14.1	25	91	255.2
OPPONENTS	12	239	2896	12.1	22	54	241.3

PUNT RETURNS	NO.	YDS	AVG	TD	LG
NATSON, JoJo	16	261	16.3	2	79
GUISE, Zach	1	7	7.0	0	0
GILBERT, Ulysees	0	30	0.0	1	30
TOTAL	17	298	17.5	3	79
OPPONENTS	21	157	7.5	0	17

KICK RETURNS	NO.	YDS	AVG	TD	LG
EDWARDS, Van	22	524	23.8	0	75
CONEY, A.J.	9	131	14.6	0	23
NATSON, JoJo	4	62	15.5	0	21
HOPE, Larry	3	13	4.3	0	8
JONES, Bryce	2	40	20.0	0	22
SMITH, Kwadarrius	2	12	6.0	0	13
GOODMAN, Tyrell	2	31	15.5	0	16
HAYES, Mikee	1	1	1.0	0	0
TOTAL	45	814	18.1	0	75
OPPONENTS	56	1185	21.2	0	46



2016 DEFENSIVE STATISTICS

#	DEFENSIVE LEADERS	GP-GS	-----Tackles-----			TFL/Yds	-Sacks-		-----Pass Def-----			-Fumbles-		Blkd	
			Solo	Ast	Total		No-Yards	Int-Yds	BrUp	QBH	Rcv-Yds	FF	Kick	Saf	
5D	GILBERT, Ulysees	12-12	65	57	122	11.5-57	4.0-36	.	3	8	.	2	.	.	
1	DAVIS, Alvin	12-7	51	36	87	.	.	.	2	.	1-0	.	.	.	
10	BELL, Brian	12-10	34	27	61	4.0-5	.	.	.	1	
32	GUISER, Zach	9-8	26	27	53	2.0-12	1.0-11	1-8	2	1	.	.	1	.	
17	JONES, Bryce	12-4	29	21	50	3.0-4	.	.	9	
2	HOPE, Larry	11-10	25	23	48	2.0-7	.	1-0	8	
19	VENCKUS, Daumantas	12-7	16	25	41	4.0-19	1.0-9	.	2	1	2-35	.	.	.	
20	FEATHERSTONE, Shawn	12-2	17	22	39	1.0-15	.	.	2	1	
6	SCOTT, DeAndre	11-11	22	17	39	.	.	1-0	7	.	1-0	.	.	.	
42	HAUSER, Andrew	8-6	20	19	39	3.5-5	.	.	1	
40	LAKO, John	12-3	12	24	36	1.0-1	.	.	1	
8	COPELAND, Darius	12-12	12	21	33	4.5-12	1.0-5	
1F	RACHAL, John	12-3	15	17	32	3.5-9	
24	GEORGE, Jordan	6-5	12	20	32	2.0-3	0.5-1	1-0	1	
91	CAMARA, Ibrahima	10-5	18	12	30	1.5-2	
90	PITTMAN, Se'Von	11-10	15	10	25	1.0-2	.	.	.	2	
50	BOXEN, Brock	6-6	12	11	23	4.5-18	2.0-12	.	.	3	.	.	1	.	
16	LLOYD, DeMarcus	11-0	11	10	21	2.5-3	.	1-31	.	1	
12	BROWN, Kyron	12-1	15	6	21	.	.	3-68	1	
14	TURNER, James	9-2	14	7	21	0.5-0	.	.	1	
56	MOORE, Deon'Tae	10-3	8	12	20	3.0-15	1.0-6	.	1	1	.	1	.	.	
4D	JEST, Davon-te	9-0	9	7	16	1.0-7	1.0-7	.	.	2	
4G	MARCUS, Jamal	8-4	14	2	16	6.5-20	2.5-8	.	.	3	.	1	.	.	
15	MORROW, Cory	12-0	10	6	16	.	.	.	1	
99	HAMILTON, Jelani	9-0	7	4	11	1.0-2	.	.	.	1	
97	WILLIAMS, Brennan	10-1	8	2	10	1	1-0	.	.	.	
3F	BISCHOF, Nathan	11-0	3	4	7	.	.	.	1	.	1-0	.	.	.	
52	WARD, Josh	12-0	2	4	6	1.5-8	15-8	1	.	.	
13	SPRUILL, Christopher	10-0	3	3	6	0.5-2	0.5-2	
88	BUDDENBERG, Michael	12-0	2	3	5	
5G	JUNIUS, Travonte	8-0	1	3	4	0.5-1	
29	LOCKETT, Vince	11-0	2	1	3	
31	BAGGETT, Jamal	5-0	1	1	2	
11	CONEY, A.J.	12-3	1	1	2	
7	LANE, Jerome	12-12	2	0	2	
25	JONES, Denzel	12-0	2	0	2	
3	SMITH, Kwadarrius	10-1	2	0	2	
94	REINKE, Brian	11-0	0	1	1	
9D	LAURO, Anthony	9-0	1	0	1	
66	RITZ, Kyle	12-12	1	0	1	
4	WOODSON, Thomas	8-8	1	0	1	
57	ERICKSEN, Stephen	12-12	1	0	1	
5	CHAPMAN, Tra'Von	9-3	1	0	1	
9	NATSON, JoJo	12-11	1	0	1	
TOTAL		12-0	524	466	990	66-229	16-105	8-107	43	26	6-35	5	2	.	
OPPONENTS		12-0	460	252	712	77-254	25-148	14-126	56	24	8-85	8	2	1	

2016 STARTING LINE-UPS

OFFENSE (Spread)

Game	LT	LG	C	RG	RT	X	H/FB/TE/RB	Y/TE	Z	QB	RB
VMI	Tuley-Tillman	Ericksen	Gauthney	Ritz	Letuli	Lane	Allen (TE)	Natson	Wolf	Woodson	Ball
at Wisconsin	Tuley-Tillman	Ericksen	Gauthney	Ritz	Letuli	Lane	Traylor-Bennett (TE)	Natson	Wolf	Woodson	Ball
at Marshall	Tuley-Tillman	Ericksen	Gauthney	Ritz	Letuli	Lane	N. Williams (TE)	Natson	Wolf	Woodson	Morgan
App. State	Tuley-Tillman	Ericksen	Gauthney	Ritz	Letuli	Lane	Coney (WR)	Natson	Wolf	Woodson	Edwards
at Kent State	Tuley-Tillman	Ericksen	Gauthney	Ritz	Letuli	Lane	Smith (WR)	Natson	Wolf	Chapman	Morgan
Miami (Ohio)	Tuley-Tillman	Ericksen	Gauthney	Ritz	Letuli	Lane	N. Williams (TE)	Natson	Wolf	Chapman	Morgan
Western Michigan	Tuley-Tillman	Ericksen	Gauthney	Ritz	Letuli	Lane	N. Williams (TE)	Natson	Wolf	Chapman	Edwards
at Ball State	Tuley-Tillman	Ericksen	Quigley	Ritz	Letuli	Lane	N. Williams (TE)	Natson	Wolf	Woodson	Edwards
at Buffalo	Tuley-Tillman	Ericksen	Gauthney	Ritz	Letuli	Lane	N. Williams (TE)	Coney	Wolf	Woodson	Edwards
Toledo	Tuley-Tillman	Ericksen	Gauthney	Ritz	Letuli	Lane	Coney (WR)	Natson	Wolf	Woodson	Edwards
Bowling Green	Tuley-Tillman	Ericksen	Gauthney	Ritz	T. Brown	Lane	Junk (TE)	Natson	Wolf	Woodson	Edwards
at Ohio	Tuley-Tillman	Ericksen	Gauthney	Ritz	Letuli	Lane	Traylor-Bennett (TE)	Natson	Wolf	Goodman	Edwards

DEFENSE (4-3)

Game	DE	DT	NT	DE	SAM	MIKE	WILL	CB	FS	ROV	CB
VMI	Pittman	Boxen	Copeland	Marcus	Bell	Rachal	Gilbert	B. Jones	Guiser	Turner	Scott
at Wisconsin	Pittman	Boxen	Copeland	Marcus	Bell	Hauser	Gilbert	Hope	Guiser	Turner	Scott
at Marshall	Pittman	Boxen	Copeland	Marcus	B. Jones (CB)	Hauser	Gilbert	Hope	Guiser	Featherstone	Scott
App. State	Pittman	B. Williams	Copeland	Marcus	Bell	Rachal	Gilbert	Hope	Guiser	Featherstone	Scott
at Kent State	Pittman	Boxen	Copeland	Moore	Bell	Rachal	Gilbert	Hope	Guiser	George	Scott
Miami (Ohio)	Venckus	Boxen	Copeland	Moore	Bell	Lako	Gilbert	Hope	Guiser	Davis	Scott
Western Michigan	Venckus	Boxen	Copeland	Moore	Bell	Lako	Gilbert	Hope	Guiser	Davis	Scott
at Ball State	Pittman	Camara	Copeland	Venckus	Bell	Hauser	Gilbert	Hope	George	Davis	B. Jones
at Buffalo	Pittman	Camara	Copeland	Venckus	Bell	Hauser	Gilbert	Hope	George	Davis	Scott
Toledo	Pittman	Camara	Copeland	Venckus	Bell	Hauser	Gilbert	Hope	George	Davis	Scott
Bowling Green	Pittman	Camara	Copeland	Venckus	B. Jones (CB)	Lako	Gilbert	Hope	George	Davis	Scott
at Ohio	Pittman	Camara	Copeland	Venckus	Bell	Hauser	Gilbert	K. Brown	Guiser	Davis	Scott

2016 STATISTICAL LEADERS

Game	Rushing (Att.-Yds.TD)	Passing (C-A-I-Y-TD)	Receiving (Att.-Yds.-TD)	Tackles (S-A-T)
VMI	Warren Ball (18-110-1)	Thomas Woodson (23-32-1-407-6)	Jerome Lane (10-196-2)	Ulysees Gilbert (7-3-10) James Turner (7-3-10)
at Wisconsin	Warren Ball (7-71-0)	Thomas Woodson (9-19-1-108-0)	Anthony Young (4-32-0)	Zach Guiser (5-3-8)
at Marshall	Manny Morgan (18-130-0)	Thomas Woodson (21-32-0-379-4)	JoJo Natson (7-134-1)	Larry Hope (6-4-10) Ulysees Gilbert (3-7-10)
App. State	Van Edwards (7-89-1)	Thomas Woodson (31-43-2-353-3)	JoJo Natson (10-87-1)	Zach Guiser (7-8-15)
at Kent State	Van Edwards (8-44-0)	Tra'Von Chapman (11-28-2-237-2)	Austin Wolf (3-50-1)	Ulysees Gilbert (10-6-16)
Miami (Ohio)	Tra'Von Chapman (10-80-1)	Tra'Von Chapman (15-29-0-174-3)	JoJo Natson (7-81-2)	Ulysees Gilbert (5-4-9)
Western Michigan	Manny Morgan (8-53-0)	Tra'Von Chapman (13-31-2-153-0)	JoJo Natson (5-46-0)	Ulysees Gilbert (7-6-13) John Lako (2-11-13)
at Ball State	Van Edwards (16-112-1)	Thomas Woodson (27-40-0-338-2)	JoJo Natson (7-109-1)	Ulysees Gilbert (5-12-17)
at Buffalo	Van Edwards (14-56-0)	Thomas Woodson (18-42-1-178-1)	JoJo Natson (5-53-1)	Alvin Davis (6-2-8)
Toledo	Denzel Jones (11-72-0)	Thomas Woodson (17-33-1-316-2)	Jerome Lane (6-177-1)	Brian Bell (7-4-11) Alvin Davis (5-6-11)
Bowling Green	Van Edwards (20-84-1)	Tra'Von Chapman (7-14-0-58-0)	Jerome Lane (5-97-1)	Alvin Davis (8-5-13)
at Ohio	Manny Morgan (8-47-0)	Tyrell Goodman (12-17-0-131-0)	Jerome Lane (4-55-0)	Alvin Davis (4-2-6) Andrew Hauser (4-2-6)

RED ZONE STATS

Akron Inside Opponent Red-Zone

Date	Opponent	Score	Times In RZ	Times Scored	Total Pts	Rush			Pass TDs	FGs Made	Failed to score inside RZ				
						TDs	TDs	TDs			FGA	Down	Int	Fumb	Half
Sep 03, 2016	VMI	W 47-24	4	4	28	4	1	3	0	0	0	0	0	0	0
Sep 10, 2016	at Wisconsin	L 10-54	1	1	3	0	0	0	1	0	0	0	0	0	0
Sep 17, 2016	at Marshall	W 65-38	4	4	24	3	2	1	1	0	0	0	0	0	0
Sep 24, 2016	APPALACHIAN STATE	L 38-45	5	5	31	4	2	2	1	0	0	0	0	0	0
Oct 01, 2016	at Kent State	W 31-27	4	3	21	3	2	1	0	0	0	0	1	0	0
Oct. 8, 2016	MIAMI	W 35-13	1	1	7	1	1	0	0	0	0	0	0	0	0
Oct 15, 2016	WESTERN MICHIGAN	L 0-41	1	0	0	0	0	0	0	0	0	1	0	0	0
Oct 22, 2016	at Ball State	W 35-25	3	3	21	3	1	2	0	0	0	0	0	0	0
Oct 27, 2016	at Buffalo	L 20-41	2	2	6	0	0	0	2	0	0	0	0	0	0
Nov 02, 2016	TOLEDO	L 17-48	3	1	3	0	0	0	1	0	0	2	0	0	0
Nov 09, 2016	BOWLING GREEN	L 28-38	4	3	17	2	2	0	1	0	0	0	1	0	0
Nov 22, 2016	at OHIO	L 3-9	1	1	3	0	0	0	1	0	0	0	0	0	0
Totals			33	28	164	20	11	9	8	0	0	3	2	0	0
28 of 33 (84.8%)															

Opponents Inside Akron Red-Zone

Date	Opponent	Score	Times In RZ	Times Scored	Total Pts	Rush			Pass TDs	FGs Made	Failed to score inside RZ				
						TDs	TDs	TDs			FGA	Down	Int	Fumb	Half
Sep 03, 2016	VMI	W 47-24	4	4	24	3	1	2	1	0	0	0	0	0	0
Sep 10, 2016	at Wisconsin	L 10-54	7	6	38	5	3	2	1	0	1	0	0	0	0
Sep 17, 2016	at Marshall	W 65-38	5	4	24	3	1	2	1	0	0	0	0	1	0
Sep 24, 2016	APPALACHIAN STATE	L 38-45	4	3	17	2	1	1	1	0	0	0	0	1	0
Oct 01, 2016	at Kent State	W 31-27	6	5	27	3	1	2	2	1	0	0	0	0	0
Oct. 8, 2016	MIAMI	W 35-13	3	3	13	1	0	1	2	0	0	0	0	0	0
Oct 15, 2016	WESTERN MICHIGAN	L 0-41	7	6	41	6	4	2	0	0	0	0	1	0	0
Oct 22, 2016	at Ball State	W 35-25	6	4	25	3	2	1	1	0	1	1	0	0	0
Oct 27, 2016	at Buffalo	L 20-41	4	4	20	2	1	1	2	0	0	0	0	0	0
Nov 02, 2016	TOLEDO	L 17-48	7	7	41	5	3	2	2	0	0	0	0	0	0
Nov 09, 2016	BOWLING GREEN	L 28-38	5	4	24	3	3	0	1	0	0	1	0	0	0
Nov 22, 2016	at OHIO	L 3-9	4	3	9	0	0	0	3	0	1	0	0	0	0
Totals			62	53	303	36	20	16	17	1	3	2	1	2	0
53 of 62 (85.5%)															



GAME SUPERLATIVES

INDIVIDUAL GAME HIGHS

Rushes	20	EDWARDS, Van vs Bowling Green (Nov 09, 2016)
Yards Rushing	130	MORGAN, Manny at Marshall (Sep 17, 2016)
TD Rushes	2	TRAYLOR-BENNETT, M. at Kent State (Oct 01, 2016)
Long Rush	70	CHAPMAN, Tra'Von vs MIAMI (Oct. 8, 2016)
Pass attempts	43	WOODSON, Thomas vs Appalachian State (Sep 24, 2016)
Pass completions	31	WOODSON, Thomas vs Appalachian State (Sep 24, 2016)
Yards Passing	407	WOODSON, Thomas vs VMI (Sep 03, 2016)
TD Passes	6	WOODSON, Thomas vs VMI (Sep 03, 2016)
Long Pass	91	WOODSON, Thomas vs TOLEDO (Nov 02, 2016)
Receptions	10	LANE, Jerome vs VMI (Sep 03, 2016)
	10	NATSON, JoJo vs Appalachian State (Sep 24, 2016)
Yards Receiving	196	LANE, Jerome vs VMI (Sep 03, 2016)
TD Receptions	3	NATSON, JoJo vs VMI (Sep 03, 2016)
Long Reception	91	LANE, Jerome vs TOLEDO (Nov 02, 2016)
Field Goals	2	O'LEARY, Tom at Buffalo (Oct 27, 2016)
	2	O'LEARY, Tom vs Bowling Green (Nov 09, 2016)
Long Field Goal	46	O'LEARY, Tom at Kent State (Oct 01, 2016)
Punts	7	GASSER, Nick vs MIAMI (Oct. 8, 2016)
	7	GASSER, Nick vs Bowling Green (Nov 09, 2016)
Punting Avg	44.7	GASSER, Nick vs Western Michigan (Oct 15, 2016)
Long Punt	53	GASSER, Nick vs Western Michigan (Oct 15, 2016)
Punts inside 20	4	GASSER, Nick vs Western Michigan (Oct 15, 2016)
Long Punt Return	79	NATSON, JoJo at Buffalo (Oct 27, 2016)
Long Kickoff Return	75	EDWARDS, Van at Kent State (Oct 01, 2016)
Tackles	17	GILBERT, Ulysees at Ball State (Oct 22, 2016)
Sacks	2.0	MARCUS, Jamal vs VMI (Sep 03, 2016)
	2.0	GILBERT, Ulysees vs Bowling Green (Nov 09, 2016)
Tackles For Loss	3.0	MARCUS, Jamal vs VMI (Sep 03, 2016)
	3.0	GILBERT, Ulysees vs VMI (Sep 03, 2016)
	3.0	GILBERT, Ulysees at Kent State (Oct 01, 2016)
	3.0	GILBERT, Ulysees vs Bowling Green (Nov 09, 2016)
Interceptions	1	BROWN, Kyron at Marshall (Sep 17, 2016)
	1	LLOYD, DeMarcus at Marshall (Sep 17, 2016)
	1	GUISER, Zach at Marshall (Sep 17, 2016)
	1	HOPE, Larry vs MIAMI (Oct. 8, 2016)
	1	BROWN, Kyron vs MIAMI (Oct. 8, 2016)
	1	GEORGE, Jordan at Ball State (Oct 22, 2016)
	1	BROWN, Kyron at Buffalo (Oct 27, 2016)
	1	SCOTT, DeAndre vs Bowling Green (Nov 09, 2016)

TEAM GAME HIGHS

Rushes	50	vs Bowling Green (Nov 09, 2016)
Yards Rushing	177	at Ball State (Oct 22, 2016)
	177	vs Bowling Green (Nov 09, 2016)
Yards Per Rush	5.9	at Ball State (Oct 22, 2016)
TD Rushes	2	at Marshall (Sep 17, 2016)
	2	vs Appalachian State (Sep 24, 2016)
	2	at Kent State (Oct 01, 2016)
	2	vs MIAMI (Oct. 8, 2016)
	2	at Ball State (Oct 22, 2016)
	2	vs Bowling Green (Nov 09, 2016)
Pass attempts	43	vs Appalachian State (Sep 24, 2016)
Pass completions	31	vs Appalachian State (Sep 24, 2016)
Yards Passing	425	vs VMI (Sep 03, 2016)
Yards Per Pass	11.8	at Marshall (Sep 17, 2016)
TD Passes	6	vs VMI (Sep 03, 2016)
Total Plays	84	at Buffalo (Oct 27, 2016)
Total Offense	576	vs VMI (Sep 03, 2016)
Yards Per Play	8.6	vs VMI (Sep 03, 2016)
Points	65	at Marshall (Sep 17, 2016)
Sacks By	3	at Marshall (Sep 17, 2016)
	3	at Kent State (Oct 01, 2016)
First Downs	30	vs Appalachian State (Sep 24, 2016)
Penalties	13	vs VMI (Sep 03, 2016)
	13	at Marshall (Sep 17, 2016)
Penalty Yards	136	at Marshall (Sep 17, 2016)
Turnovers	6	vs Bowling Green (Nov 09, 2016)
Interceptions By	3	at Marshall (Sep 17, 2016)
Punts	7	vs MIAMI (Oct. 8, 2016)
	7	vs Bowling Green (Nov 09, 2016)
Punting Avg	44.7	vs Western Michigan (Oct 15, 2016)
Long Punt	53	vs Western Michigan (Oct 15, 2016)
Punts inside 20	4	vs Western Michigan (Oct 15, 2016)
Long Punt Return	79	at Buffalo (Oct 27, 2016)

OPPONENT INDIVIDUAL GAME HIGHS

Rushes	39	Moore, Jalin, vs Appalachian State (Sep 24, 2016)
Yards Rushing	282	JOHNSON, Jordan, at Buffalo (Oct 27, 2016)
TD Rushes	2	Clement, Corey, at Wisconsin (Sep 10, 2016)
	2	Moore, Jalin, vs Appalachian State (Sep 24, 2016)
	2	TERRELL, Zach, vs Western Michigan (Oct 15, 2016)
	2	JACKSON, Tyree, at Buffalo (Oct 27, 2016)
	2	JOHNSON, Jordan, at Buffalo (Oct 27, 2016)
	2	COPPET, Fred, vs Bowling Green (Nov 09, 2016)
Long Rush	61	JOHNSON, Jordan, at Buffalo (Oct 27, 2016)
Pass attempts	57	LITTON, Chase, at Marshall (Sep 17, 2016)
Pass completions	32	LITTON, Chase, at Marshall (Sep 17, 2016)
Yards Passing	413	LITTON, Chase, at Marshall (Sep 17, 2016)
TD Passes	4	LITTON, Chase, at Marshall (Sep 17, 2016)
Long Pass	54	HOLLEY, Nick, at Kent State (Oct 01, 2016)
Receptions	10	RANKIN, Justin, at Kent State (Oct 01, 2016)
Yards Receiving	181	RANKIN, Justin, at Kent State (Oct 01, 2016)
TD Receptions	2	Ryan Swingle, vs VMI (Sep 03, 2016)
	2	Peavy, Jazz, at Wisconsin (Sep 10, 2016)
	2	KNIGHT, Josh, at Marshall (Sep 17, 2016)
	2	DAVIS, Corey, vs Western Michigan (Oct 15, 2016)
Long Reception	54	RANKIN, Justin, at Kent State (Oct 01, 2016)
Field Goals	3	ZERVOS, Louie, at OHIO (Nov 22, 2016)
Long Field Goal	49	ZERVOS, Louie, at OHIO (Nov 22, 2016)
Punts	9	DAVIDSON, Joe, vs Bowling Green (Nov 09, 2016)
Punting Avg	44.8	ADAMS, Derek, at Kent State (Oct 01, 2016)
Long Punt	63	DAVIDSON, Joe, vs Bowling Green (Nov 09, 2016)
Punts inside 20	5	DAVIDSON, Joe, vs Bowling Green (Nov 09, 2016)
Long Punt Return	17	EILAND, Jamari, at Buffalo (Oct 27, 2016)
Long Kickoff Return	46	Mason Dermott, vs VMI (Sep 03, 2016)
Tackles	13	Duck, Clifton, vs Appalachian State (Sep 24, 2016)
Sacks	2.0	Sims, T., vs Appalachian State (Sep 24, 2016)
Tackles For Loss	3.0	WOODLEY, Ja'Wuan, vs TOLEDO (Nov 02, 2016)
Interceptions	2	FOSTER, Jerrell, at Kent State (Oct 01, 2016)
	2	BOZEMAN, Jamari, vs Bowling Green (Nov 09, 2016)

OPPONENT TEAM GAME HIGHS

Rushes	56	vs Western Michigan (Oct 15, 2016)
Yards Rushing	378	vs Western Michigan (Oct 15, 2016)
	378	at Buffalo (Oct 27, 2016)
Yards Per Rush	9.0	at Buffalo (Oct 27, 2016)
TD Rushes	4	at Wisconsin (Sep 10, 2016)
	4	vs Western Michigan (Oct 15, 2016)
	4	at Buffalo (Oct 27, 2016)
	4	vs Bowling Green (Nov 09, 2016)
Pass attempts	59	at Marshall (Sep 17, 2016)
Pass completions	33	at Marshall (Sep 17, 2016)
Yards Passing	446	at Marshall (Sep 17, 2016)
Yards Per Pass	10.8	at Wisconsin (Sep 10, 2016)
TD Passes	4	at Marshall (Sep 17, 2016)
Total Plays	97	at Marshall (Sep 17, 2016)
Total Offense	622	vs TOLEDO (Nov 02, 2016)
Yards Per Play	8.2	at Buffalo (Oct 27, 2016)
Points	54	at Wisconsin (Sep 10, 2016)
Sacks By	4	at Wisconsin (Sep 10, 2016)
	4	vs Appalachian State (Sep 24, 2016)
First Downs	33	vs TOLEDO (Nov 02, 2016)
Penalties	17	at Marshall (Sep 17, 2016)
Penalty Yards	180	at Marshall (Sep 17, 2016)
Turnovers	4	at Marshall (Sep 17, 2016)
Interceptions By	3	vs Bowling Green (Nov 09, 2016)
Punts	9	vs Bowling Green (Nov 09, 2016)
Punting Avg	44.8	at Kent State (Oct 01, 2016)
Long Punt	63	vs Bowling Green (Nov 09, 2016)
Punts inside 20	5	vs Bowling Green (Nov 09, 2016)
Long Punt Return	17	at Buffalo (Oct 27, 2016)

THE LAST TIME IT HAPPENED . . .

BY AKRON

100 Yards Rushing 112, Van Edwards at Ball State, 10-22-16
 150 Yards Rushing 151, Jawon Chisholm vs. Kent State, 11-08-13
 175 Yards Rushing 184, Jawon Chisholm at Kent State, 11-28-14
 200 Yards Rushing 277, Dennis Kennedy vs. Eastern Mich., 10-18-08
 25+ Rushing Attempts 27, Jawon Chisholm vs. Kent State, 11-08-13
 30+ Rushing Attempts 32, Alex Allen vs. Buffalo, 11-26-10
 2 Touchdowns Rushing Donnell Alexander vs. Buffalo, 11-21-15
 3 Touchdowns Rushing Conor Hundley at Miami (Ohio), 11-14-15
 4+ Touchdowns Rushing 5, Bobby Hendry vs. Eastern Mich., 11-24-01
 50-Yard Run 55, Jawon Chisholm vs. James Madison, 9-7-13
 60-Yard Run 61, Manny Morgan at Marshall, 9-17-16
 70-Yard Run 70 (TD), Tra'Von Chapman vs. Miami (Ohio), 10-8-16
 80-Yard Run 80 (TD), Jawon Chisholm at Kent State, 11-28-14
 90-Yard Run 91, Alex Allen vs. Miami (Ohio), 11-17-10
 Two Players 100 Rushing Yards (each) Nate Burney (119) and Alex Allen (110) vs. Gardner-Webb, 9-11-10
 250 Yards Passing 258, Thomas Woodson vs. Buffalo, 11-21-15
 300 Yards Passing 316, Thomas Woodson vs. Toledo, 11-2-16
 400 Yards Passing 407, Thomas Woodson vs. VMI, 9-3-16
 20 Pass Completions 27, Thomas Woodson at Ball State, 10-22-16
 30 Pass Completions 31, Thomas Woodson vs. Appalachian State, 9-24-16
 40 Pass Attempts 40, Thomas Woodson at Ball State, 10-22-16
 50 Pass Attempts *62, Kyle Pohl vs. Bowling Green, 11-04-14
 2 Touchdown Passes Thomas Woodson vs. Toledo, 11-2-16
 3 Touchdown Passes Tra'Von Chapman vs. Miami (Ohio), 10-8-16
 4 Touchdown Passes Thomas Woodson at Marshall, 9-17-16
 5 Touchdown Passes Dalton Williams at FIU, 9-8-12
 6 Touchdown Passes % Thomas Woodson vs. VMI, 9-3-16
 2 Interceptions Thrown Tra'Von Chapman at Kent State, 10-1-16
 3 Interceptions Thrown Kyle Pohl vs. Bowling Green, 11-4-14
 4 Interceptions Thrown Thomas Woodson at Ball State, 10-25-14
 300 Yards Total Offense 314, Thomas Woodson vs. Toledo, 11-2-16
 350 Yards Total Offense 356, Kyle Pohl vs. Howard, 8-28-14
 400 Yards Total Offense 420, Thomas Woodson vs. VMI, 9-3-16
 100 Yards Receiving 177, Jerome Lane vs. Toledo, 11-2-16
 150 Yards Receiving 196, Jerome Lane vs. VMI, 9-3-16
 200 Yards Receiving 223, Jabari Arthur vs. Western Michigan, 10-6-07
 10 Receptions 10, JoJo Natson vs. Appalachian State, 9-24-16
 10+ Receptions 11, Marquelo Suel at Kent State, 11-3-12
 50-Yard Reception 57 (TD), Jerome Lane (Thomas Woodson) vs. Central Michigan, 10-31-15
 60-Yard Reception 64 (TD), Jerome Lane (Tyrell Goodman) vs. Bowling Green, 11-9-16
 70-Yard Reception 72 (TD), Jerome Lane (Thomas Woodson) at Louisiana, 9-26-15
 80-Yard Reception 80, Andre Jones (Alex Allen) vs. Northern Ill., 10-31-09
 90-Yard Reception 91, Jerome Lane (Thomas Woodson) vs. Toledo, 11-2-16
 2 Touchdowns Receiving JoJo Natson vs. Miami (Ohio), 10-8-16
 3 Touchdowns Receiving JoJo Natson vs. VMI, 9-3-16
 Two Players 100 Yards Receiving (each) JoJo Natson (134) and Jerome Lane (115) at Marshall, 9-17-16
 150 Yard Rusher and 150 Yard Receiver in Same Game #Jawon Chisholm (188 rushing) and Keith Sconiers (154 receiving) vs. VMI, 9-24-11
 Kickoff Return for TD Dashan Miller (98 yards) vs. Syracuse, 10-24-09
 Free Kick Return for TD 89, Andre Jones (78) and Alphonso Owen (11) vs. Western Michigan, 10-6-07
 100-Yard Kickoff Return Jamie Goodwin at Connecticut, 10-25-03
 100+ Yards in Kickoff Return Yardage 156, Van Edwards at Kent State, 10-1-16
 Punt Return for TD JoJo Natson (79 yards) at Buffalo, 10-27-16
 70-Yard Punt Return Domenik Hixon (85 yards) vs. Ball State, 10-23-04
 200 All-Purpose Yards 200, Jawon Chisholm at Kent State, 11-28-14
 250 All-Purpose Yards 263, Dennis Kennedy vs. Buffalo, 11-13-08
 Interception for TD DeMarcus Lloyd (31 ys.) at Marshall, 9-17-16
 Intercepted 2+ Passes 2, Justin March (one for TD) at Michigan, 9-14-13
 Fumble Return for TD JoJo Natson (0 yards) vs. VMI, 9-3-16
 Blocked a Field Goal Brock Boxen (44-yard att.) vs. VMI, 9-3-16
 Blocked 2 Field Goals Nick Rossi (46-yard att.) and Anthony Holmes (40-yard att.) at Northern Ill., 10-12-13
 Blocked a PAT Cody Grice vs. Toledo, 11-29-13
 Blocked a Punt Zach Guiser at Marshall, 9-17-16
 Blocked Punt Returned for TD Ulysees Gilbert (30 yds.) at Marshall, 9-17-16
 Had a 2-Pt Conversion Tyrell Goodman pass to Jerome Lane vs. BGSU, 11-9-16
 Had a Defensive 2-Pt. Conversion Shawn Lemon (98 yds) vs. Toledo, 11-5-08
 50-Yard Field Goal 50, Robert Stein at Miami (Ohio), 11-14-15
 55-Yard Field Goal 56, Daron Alcorn vs. Toledo, 9-12-92
 UA Recorded a Safety Andrew Hauser at Eastern Michigan, 10-10-15

AKRON TEAM

500 Yards Total Offense 529 at Ball State, 10-22-16
 600 Yards Total Offense 626 vs. Savannah State, 9-19-15
 700 Yards Total Offense *753 vs Morgan State, 9-15-12
 300 Yards Rushing Offense 339 vs. Eastern Michigan, 10-18-08
 400 Yards Rushing Offense 440 vs. Liberty, 10-12-02
 500 Yards Rushing Offense 503 vs. Northern Arizona, 9-28-91
 300 Yards Passing Offense 348 vs. Toledo, 11-2-16
 400 Yards Passing Offense 425 vs. VMI, 9-3-16
 500 Yards Passing Offense *^ 565 vs. Morgan State, 9-15-12
 Scored an OFF, DEF and ST Touchdown at Marshall, 9-17-16

BY OPPONENT

100 Yards Rushing 119, Donovan Wilson, Bowling Green, 11-9-16
 150 Yards Rushing 151, Rjion Neal, Tennessee, 9-22-12
 200 Yards Rushing 243, Zurlon Tipton, Central Michigan, 10-27-12
 250 Yards Rushing 282, Jordan Johnson, Buffalo, 10-27-16
 300 Yards Rushing 376, Travis Prentice, Miami (Ohio), 11-6-99
 20 Rushing Attempts 24, Jordan Johnson, Buffalo, 10-27-16
 30 Rushing Attempts 33, Jarvion Franklin, #23 Western Mich., 10-15-16
 40 Rushing Attempts 42, Garrett Wolfe, Northern Illinois, 12-1-05
 3 Touchdowns Rushing Traylon Durham, Kent State, 11-3-12
 4+ Touchdowns Rushing 5, Thomas Hammock, Northern Ill., 10-14-00
 70-Yard Run 80, Remi Watson, Marshall, 9-20-14
 Two Players 100 Yards Rushing (each) 119, Donovan Green, 11-9-16
 116, Fred Coppet, Bowling Green, 11-9-16
 300 Yards Passing 357, Matt Johnson, Bowling Green, 10-17-15
 400 Yards Passing 413, Chase Litton, Marshall, 9-17-16
 500 Yards Passing 516, Zac Dysert, Miami (Ohio), 9-29-12
 20 Pass Completions 26, Logan Woodside, Toledo, 11-2-16
 30 Pass Completions 34, Riley Neal, Ball State, 10-22-16
 40 Pass Attempts 45, Colin Reardon, at Kent State, 11-28-14
 50 Pass Attempts 57, Chase Litton, Marshall, 9-17-16
 4 Touchdown Passes Chase Litton, Marshall, 9-17-16
 5 Touchdown Passes Matt Johnson, Bowling Green, 10-17-15
 5+ Touchdown Passes 6, Zac Dysert, Miami (Ohio), 9-29-12
 3 Interceptions Thrown Chase Litton, Marshall, 9-17-16
 500 Yards Total Offense 514, Dan LeFevour, Central Mich., 11-23-07
 600 Yards Total Offense 624, Zac Dysert, Miami (Ohio), 9-29-12
 100 Yards Receiving 118, Josh Knight, Marshall, 9-17-16
 150 Yards Receiving 181, Justin Rankin, Kent State, 10-1-16
 200 Yards Receiving 214, Lee Evans, Wisconsin, 9-6-03
 10 Receptions Justin Rankin, Kent State, 10-1-16
 10+ Receptions 11, Hunter Sharp, Utah State, 12-22-15
 3 Touchdown Receptions Jake Stoneburner, Ohio State, 9-3-11
 60-Yard Reception 60, Alex Bayer, Bowling Green, 10-06-12
 70-Yard Reception 78, Rokeem Williams, Miami (Ohio), 11-14-15
 90-Yard Reception 91, Breshad Perriman, UCF, 8-29-13
 Two Players Receiving 100 Yards (each) Jordan Williams (124) and Willie Snead (100), Ball State, 10-26-13
 Kickoff Return for TD Dervon Wallace (91 yards), Western Mich., 10-23-10
 Punt Return for TD Delano Grennl (66 yards), Temple, 11-13-09
 70-Yard Punt Return Stafford Owens (81 yards), Ohio, 11-13-04
 Had 2 Interceptions 2, Byron Moore, Tennessee, 9-29-12
 Returned Interception for TD Marshall Taylor, Miami (Ohio), 11-14-15
 Had 3 Interceptions Brian Lainhart, Kent State, 10-4-08
 Fumble Return for TD Taylor Royster (0 yards), BGSU, 11-4-14
 75-Yard Fumble Return for TD 99, Quan Dillahunt, Howard, 9-20-03
 Blocked a Field Goal Juwuan Tolbert (TD), Savannah State, 9-19-15
 Blocked a PAT Boomer Mays, Northern Ill., 10-12-13
 Blocked a Punt 2, Tony Reid, Miami (Ohio), 11-14-15
 Blocked Punt Returned for TD Melvin Payne, Ohio, 10-10-09
 Had a 2-Pt. Conversion Riley Neal (rush), Ball State, 10-22-16
 50-Yard Field Goal Kaleb Patterson (52 yards), Miami (Ohio), 10-19-13
 500 Yards Total Offense 585, #23 Western Mich., 10-15-16
 600 Yards Total Offense 622, Toledo, 11-2-16
 700 Yards Total Offense 705, Miami (Ohio), 9-29-12
 Less Than 200 Yards of Total Offense 127, Morgan State, 9-12-09
 UA Allowed a Safety at #10 Wisconsin, 9-10-16

* - indicates school record
 % - indicates tied school record
 # - first time in program history
 ^ - indicates Mid-American Conference record



GAME RECAPS

1

VIRGINIA MILITARY **KEYDETS**



- ▶ Sept. 3, 2016
- ▶ InfoCision Stadium - Summa Field
- ▶ Akron, Ohio

VMI (0-1)	7	3	14	0	-	24
Akron (1-0)	12	7	7	21	-	47

AKRON, Ohio- Junior QB Thomas Woodson threw for a career-high 407 yards on 23-of-32 passing and a school record six touchdowns to help Akron to its first win of the season, defeating Virginia Military Institute, 47-24, Saturday evening at InfoCision Stadium - Summa Field.

Junior WR Jerome Lane accounted for a career-high 196 yards and two of Akron's touchdowns, while senior JoJo Natson tallied 90 yards for three touchdowns in his Zips' debut. Senior RB Warren Ball rushed for 110 yards and touchdown in his first game in Blue and Gold.

SCORING SUMMARY:

		VMI-UA		
1st	9:29	VMI	Quan Myers 1 yd. run (Reed King kick) Drive: 9 plays, 77 yards in 3:36	7 - 0
	8:56	UA	JoJo Natson 46 yd. pass from Thomas Woodson (Tom O'Leary kick blocked) Drive: 2 plays, 60 yards in 0:24	7 - 6
	5:03	UA	Jerome Lane 30 yd. pass from Woodson (O'Leary kick failed) Drive: 4 plays, 85 yards in 1:11	7 - 12
2nd	12:32	UA	Lane 17 yd. pass from Woodson (O'Leary kick) Drive: 5 plays, 51 yards in 1:29	7 - 19
	1:50	VMI	King 37 yd. field goal Drive: 6 plays, (-6) yards in 1:42	10 - 19
3rd	5:40	VMI	Ryan Swingle 3 yd. pass from Al Cobb (King kick) Drive: 16 play, 99 yards in 5:17	17 - 19
	2:49	UA	Natson 0 yd. fumble recovery (O'Leary kick) Drive: 8 plays, 91 yards in 2:37	17 - 26
	0:10	VMI	Swingle 10 yd. pass from Cobb (King kick) Drive: 8 plays, 91 yards in 2:37	24 - 26
4th	14:25	UA	Austin Wolf 34 yd. pass from Woodson (O'Leary kick) Drive: 3 plays, 75 yards in 0:45	24 - 33
	11:26	UA	Natson 19 yd. pass from Woodson (O'Leary kick) Drive: 4 plays, 27 yards in 1:03	24 - 40
	7:10	UA	Warren Ball 5 yd. run (O'Leary kick) Drive: 6 plays, 56 yards in 2:13	24 - 47

	VMI	AKRON
FIRST DOWNS	20	24
RUSHES-YARDS (NET)	45-86	29-151
PASSING YDS (NET)	300	425
Passes Comp-Att-Int	28-37-0	25-38-1
TOTAL OFFENSE PLAYS-YARDS	82-386	67-576
Fumble Returns-Yards-TD	0-0-0	0-0-0
Punt Returns-Yards-TD	0-0-0	4-8-0
Kickoff Returns-Yards-TD	6-127-0	3-80-0
Interception Returns-Yards-TD	1-48-0	0-0-0
Punts (Number-Avg)	5-36.4	4-36.2
Fumbles-Lost	1-0	3-1
Penalties-Yards	5-53	13-111
Possession Time	36:12	23:48
Third-Down Conversions	35% (6 of 17)	42% (5 of 12)
Fourth-Down Conversions	0% (0 of 2)	67% (2 of 3)
Red-Zone Scores-Chances	4-4	4-4
Sacks By: Number-Yards	1-5	2-7

RUSHING:

VMI - Myers 21-62, Palmer 7-22, Tucker 2-14, Smith 2-9, Forines 2-4, Coulling 1-3, Francis 1(-1), Martin 1(-2), Dermott 1(-2), Reed 1(-4), Cobb 5(-4), Hogan 1(-15). Akron - Ball 18-110, Edwards 6-28, Woodson 5-13.

PASSING:

VMI - Cobb 25-32-0-258-2, Coulling 3-5-0-42-0. Akron - Woodson 23-32-1-407-6, Chapman 2-6-0-18-0.

RECEIVING:

VMI - Sanders 9-67, Myers 8-123, Forlines 3-19, Dermott 2-37, Swingle 2-13, Palmer 2-4, Jacob 1-29, Martin 1-8. Akron - Lane 10-196, Natson 4-90, Wolf 4-82, Young 4-27, Coney 2-18, Ball 1-12.

2

#10 WISCONSIN **BADGERS**



- ▶ Sept. 10, 2016
- ▶ Camp Randall Stadium
- ▶ Madison, Wis.

Akron (1-1)	0	10	0	0	-	10
#10 Wisconsin (2-0)	9	21	10	14	-	54

MADISON, Wis.- The Akron Zips made some big plays on Saturday at Camp Randall Stadium, but couldn't stop the No. 10/16 ranked Wisconsin Badgers from recording their 36th-consecutive non-conference home win by a score of 54-10 in front of 77,331 fans.

Senior WR JoJo Natson and sophomore PK Tom O'Leary did the scoring for the Zips. Natson put the Zips on the scoreboard first with a 55-yard punt return, the first punt return for a touchdown for the Zips since 2004. O'Leary connected with the PAT and added a 32-yard field goal as time expired in the first half.

SCORING SUMMARY:

		UA-UW		
1st	8:05	UW	Corey Clement 4 yd. run (R. Gaglianone kick) Drive: 13 plays, 83 yards in 6:55	0 - 7
	2:28	UW	Team Safety	0 - 9
2nd	13:45	UW	Clement 1 yd. run (Gaglianone kick) Drive: 8 plays, 53 yards in 3:32	0 - 16
	4:58	UW	Jazz Peavy 13 yd. pass from Bart Houston (Gaglianone kick) Drive: 9 plays, 73 yards in 4:12	0 - 23
	3:12	UA	JoJo Natson 55 yd. punt return (Tom O'Leary kick)	7 - 23
	2:10	UW	Peavy 34 yd. pass from Houston (Gaglianone kick) Drive: 3 plays, 67 yards in 0:57	7 - 30
	0:00	UA	O'Leary 32 yd. field goal Drive: 8 plays, 60 yards in 2:10	10 - 30
3rd	6:25	UW	Gaglianone 33 yd. field goal Drive: 12 play, 57 yards in 6:44	10 - 33
	1:07	UW	Alex Ingold 6 yd. pass from Hornbrook (Gagliaone kick) Drive: 8 plays, 83 yards in 4:22	10 - 40
4th	11:17	UW	Austin Ramesh 1 yd. run (Gaglianone kick) Drive: 7 plays, 63 yards in 3:27	10 - 47
	7:54	UW	Bradrick Shaw 35 yd. run (Gaglianone kick) Drive: 3 plays, 44 yards in 1:23	10 - 54

	AKRON	WISCONSIN
FIRST DOWNS	10	32
RUSHES-YARDS (NET)	21-88	55-294
PASSING YDS (NET)	136	292
Passes Comp-Att-Int	14-25-1	20-27-0
TOTAL OFFENSE PLAYS-YARDS	46-224	82-586
Fumble Returns-Yards-TD	0-0-0	1-9-0
Punt Returns-Yards-TD	2-54-1	3-19-0
Kickoff Returns-Yards-TD	3-47-0	3-62-0
Interception Returns-Yards-TD	0-0-0	1-0-0
Punts (Number-Avg)	6-41.2	2-37.5
Fumbles-Lost	2-1	0-0
Penalties-Yards	8-66	3-40
Possession Time	19:08	40:52
Third-Down Conversions	10% (1 of 10)	67% (10 of 15)
Fourth-Down Conversions	0% (0 of 1)	0% (0 of 1)
Red-Zone Scores-Chances	1-1	6-7
Sacks By: Number-Yards	1-6	4-20

RUSHING:

Akron - Ball 7-71, Morgan 3-25, D.J. Jones 4-6, Edwards 2-3, Chapman 2(-4), Woodson 3(-13). Wisconsin - Clement 21-111, Shaw 9-74, Deal 12-58, Peavy 1-23, Ogunbowale 4-18, Ramesh 4-12, Ingold 2-4, Houston 2(-6).

PASSING:

Akron - Woodson 9-19-1-108-0, Chapman 5-6-0-28-0. Wisconsin - Houston 15-22-0-231-2, Hornbrook 5-5-0-61-2.

RECEIVING:

Akron - Young 4-32, Natson 3-44, Lane 3-43, Smith 1-10, Wolf 1-3, Goodman 1-3, Ball 1-1. Wisconsin - Peavy 7-100, Wheelwright 4-99, Taylor 2-39, Fumagalli 2-16, Rushing 2-14, Cephus 1-10, Steffes 1-8, Ingold 1-6.

3 MARSHALL
THUNDERING HERD



- ▶ Sept. 17, 2016
- ▶ Joan C. Edwards Stadium
- ▶ Huntington, W.Va.

Akron (2-1)	7	34	7	17	-	65
Marshall (1-1)	21	0	10	7	-	38

HUNTINGTON, W.Va. – The Akron Zips out-scored the Marshall Thundering Herd 34-0 to end the first half en route to a 65-38 victory at Joan C. Edwards Stadium on Saturday.

Akron scored on all sides of the ball, finishing with four passing, two rushing, two defensive, and one special teams touchdown while adding a field goal. Akron posted 26 first downs en route to 524 total yards of offense, including 379 yards in the air and 145 yards on the ground.

Junior QB Thomas Woodson connected on 21-of-32 passes for 379 yards with four touchdowns and a long of 43 yards. On the receiving end, senior WR JoJo Natson was targeted seven times for 134 yards and a touchdown, while junior WR Jerome Lane had seven touches for 115 yards. On the ground, junior RB Manny Morgan had 130 yards on 18 carries in his first start.

SCORING SUMMARY:		UA-MU		
1st	13:47	UA	Mykel Traylor-Bennett 8 yd. pass from Thomas Woodson (Tom O'Leary kick) Drive: 5 plays, 80 yards in 1:13	7 - 0
	8:18	MU	Michael Clark 3 yd. pass from Chase Litton (Amoreto Curraj kick) Drive: 9 plays, 75 yards in 3:48	7 - 7
	4:15	MU	Deon-Tay McManus 18 yd. pass from Litton (Curraj kick) Drive: 5 plays, 33 yards in 2:07	7 - 14
	0:46	MU	Josh Knight 21 yd. pass from Litton (Curraj kick) Drive: 5 plays, 59 yards in 2:11	7 - 21
2nd	13:00	UA	Daumantas Venckus 35 yd. fumble recovery (O'Leary kick)	14 - 21
	9:07	UA	JoJo Natson 35 yd. pass from Woodson (O'Leary kick) Drive: 7 plays, 63 yards in 1:58	21 - 21
	7:45	UA	Ulysees Gilbert 30 yd. blocked punt return (O'Leary kick failed)	27 - 21
	5:02	UA	Kwaddarius Smith 30 yd. pass from Woodson (O'Leary kick) Drive: 2 plays, 64 yards in 0:21	34 - 21
	0:20	UA	TraVon Chapman 1 yd. run (O'Leary kick) Drive: 3 plays, 11 yards in 0:21	41 - 21
3rd	9:02	MU	Keion Davis 8 yd. run (Curraj kick) Drive: 11 play, 80 yards in 5:58	41 - 28
	6:09	UA	Austin Wolf 27 yd. pass from Woodson (O'Leary kick) Drive: 7 plays, 75 yards in 2:53	48 - 28
	1:59	MU	Curraj 29 yd. field goal Drive: 22 plays, 48 yards in 4:10	48 - 31
4th	14:00	UA	Woodson 3 yd. run (O'Leary kick) Drive: 9 plays, 75 yards in 2:59	55 - 31
	7:40	UA	O'Leary 26 yd. field goal Drive: 6 plays, 69 yards in 4:09	58 - 31
	5:51	MU	Knight 25 yd. pass from Litton (Curraj kick) Drive: 8 plays, 75 yards in 1:59	58 - 38
	2:45	UA	DeMarcus Lloyd 31 yd. interception return ((O'Leary kick)	54 - 38

	AKRON	MARSHALL
FIRST DOWNS	26	31
RUSHES-YARDS (NET)	30-145	38-114
PASSING YDS (NET)	379	446
Passes Comp-Att-Int	21-32-0	33-59-3
TOTAL OFFENSE PLAYS-YARDS	62-524	560
Fumble Returns-Yards-TD	1-35-1	0-0-0
Punt Returns-Yards-TD	1-37-1	3-20-0
Kickoff Returns-Yards-TD	2-40-0	8-174-0
Interception Returns-Yards-TD	3-73-1	0-0-0
Punts (Number-Avg)	5-30.8	5-32.6
Fumbles-Lost	1-1	1-1
Penalties-Yards	13-136	17-180
Possession Time	23:15	36:45
Third-Down Conversions	45% (5 of 11)	35% (6 of 17)
Fourth-Down Conversions	0% (0 of 0)	100% (3 of 3)
Red-Zone Scores-Chances	4-4	4-5
Sacks By: Number-Yards	3-17	2-10

4 APPALACHIAN STATE
MOUNTAINEERS



- ▶ Sept. 24, 2016
- ▶ InfoCision Stadium - Summa Field
- ▶ Akron, Ohio

Appalachian State (2-2)	10	21	7	7	-	45
Akron (2-2)	0	14	10	14	-	38

AKRON, Ohio – The University of Akron football team dropped a close 45-38 decision to Appalachian State on Saturday at InfoCision Stadium – Summa Field.

Junior WR Jerome Lane led the Akron receiving attack with 134 yards and a touchdown on nine catches. Junior Thomas Woodson threw for 353 yards completing 31-of-43 attempts, with three touchdowns. Sophomore RB Van Edwards ran for 89 yard in seven carries for one touchdown. Defensively, junior S Zach Guiser led the way with 15 tackles, and sophomore LB Ulysees Gilbert added 13 tackles.

SCORING SUMMARY:		APP-UA		
1st	9:34	APP	Deltron Hopkins 6 yd. pass from Taylor Lamb (Michael Rubino kick) Drive: 10 plays, 64 yards in 4:29	7 - 0
	0:00	APP	Rubino 34 yd. field goal Drive: 13 plays, 59 yards in 5:37	10 - 0
2nd	13:46	UA	Jerome Lane 14 yd. pass from Thomas Woodson (Tom O'Leary kick) Drive: 4 plays, 75 yards in 1:14	10 - 7
	9:54	UA	A.J. Coney 23 yd. pass from Woodson (O'Leary kick) Drive: 6 plays, 57 yards in 1:32	10 - 14
	7:29	APP	Levi Duffield 36 yd. pass from Lamb (Rubino kick) Drive: 6 plays, 72 yards in 2:17	17 - 14
	5:54	APP	Zy Letman 37 yd. pass from Lamb (Rubino kick) Drive: 1 plays, 42 yards in 0:08	24 - 14
	0:01	APP	Lamb 1 yd. run (Rubino kick) Drive: 9 plays, 93 yards in 1:20	31 - 14
3rd	9:07	UA	O'Leary 26 yd. field goal Drive: 8 plays, 55 yards in 2:15	31 - 17
	7:27	APP	Jalin Moore 49 yd. run (Rubino kick) Drive: 4 plays, 72 yards in 1:34	38 - 17
	3:59	UA	Van Edwards 6 yd. run (Rubino kick) Drive: 10 plays, 75 yards in 3:28	38 - 24
4th	12:07	UA	JoJo Natson 5 yd. pass from Woodson (O'Leary kick) Drive: 7 plays, 61 yards in 2:47	38 - 31
	8:45	APP	Moore 32 yd. run (Rubino kick) Drive: 8 plays, 65 yards in 3:16	45 - 31
	5:55	UA	Mykel Traylor-Bennett 1 yd. run (O'Leary kick) Drive: 6 plays, 65 yards in 2:50	45 - 38

	APP STATE	AKRON
FIRST DOWNS	30	30
RUSHES-YARDS (NET)	49-307	26-133
PASSING YDS (NET)	280	353
Passes Comp-Att-Int	22-31-0	31-43-2
TOTAL OFFENSE PLAYS-YARDS	80-587	69-486
Fumble Returns-Yards-TD	0-0-0	0-0-0
Punt Returns-Yards-TD	1-18-0	0-0-0
Kickoff Returns-Yards-TD	7-175-0	2-9-0
Interception Returns-Yards-TD	2-39-0	0-0-0
Punts (Number-Avg)	1-35.0	2-35.5
Fumbles-Lost	1-1	0-0
Penalties-Yards	7-83	9-72
Possession Time	33:53	26:07
Third-Down Conversions	53% (7 of 13)	33% (3 of 9)
Fourth-Down Conversions	33% (1 of 3)	50% (1 of 2)
Red-Zone Scores-Chances	3-4	5-5
Sacks By: Number-Yards	4-24	0-0

RUSHING:
App - Moore 39-257, Lamb 4-23, Evans 3-22, Hopkins 1-10, Team 2-(-5). Akron - Edwards 7-89, Morgan 9-37, Woodson 9-6, Traylor-Bennett 1-1.

PASSING:
App - Lamb 22-30-0-280-3, Team 0-1-0-0-0. Akron - Woodson 31-42-2-353-3.



GAME RECAPS

5

KENT STATE GOLDEN FLASHES



- ▶ Oct. 1, 2016
- ▶ Dix Stadium
- ▶ Kent, Ohio

Akron (3-2, 1-0 MAC)	3	7	7	14	-	31
Kent State (1-4, 0-1 MAC)	7	10	0	10	-	27

KENT, Ohio – In a wild finish at Dix Stadium on Saturday, the Akron Zips traveled 57 yards with 1:02 left on the clock as TE Mykel Traylor-Bennett ran three yards into the endzone to secure a 31-27 victory over cross-town rival Kent State to keep control of the Crystal Clinic Wagon Wheel.

The thrilling victory marked the first time since 2004 that Akron won a Mid-American Conference opener on the road (at Kent State, 24-19) and the first win at Dix Stadium since the 30-27 double overtime win in 2008.

After Kent State scored a touchdown to take a 27-24 lead with 1:02 left on the clock, the Zips didn't let the lack of time on the clock phase them, as Akron used four plays to travel 57 yards for what proved to be the game-winning touchdown.

SCORING SUMMARY:

				UA-KS
1st	13:40	UA	Tom O'Leary 46 yd. field goal	
			Drive: 5 plays, 35 yards in 1:20	3 - 0
	2:51	KS	Nick Holley 13 yd. run (Shane Hynes kick)	
			Drive: 6 plays, 47 yards in 2:30	3 - 7
2nd	12:04	UA	Mykel Traylor-Bennett 13 yd. run (O'Leary kick)	
			Drive: 5 plays, 62 yards in 1:59	10 - 7
	7:04	KS	Hynes 30 yd. field goal	
			Drive: 9 plays, 59 yards in 4:54	10 - 10
	5:19	KS	Ernest Calhoun 18 yd. pass from Nick Holley (Hynes kick)	
			Drive: 2 play, 5 yards in 0:44	10 - 17
3rd	1:53	UA	Van Edwards 27 yd. pass from Tra'Von Chapman (O'Leary kick)	
			Drive: 7 plays, 68 yards in 3:12	17 - 17
4th	13:23	UA	Austin Wolf 23 yd. pass from Chapman (O'Leary kick)	
			Drive: 7 plays, 76 yards in 2:09	24 - 17
	10:19	KS	Hynes 41 yd. field goal	
			Drive: 5 plays, 31 yards in 2:58	24 - 20
	1:02	KS	Justin Rankin 9 yd. pass from Holley (Hynes kick)	
			Drive: 16 plays, 97 yards in 4:45	24 - 27
	0:20	UA	Mykel Traylor-Bennett 3 yd. run (O'Leary kick)	
			Drive: 4 plays, 57 yards in 0:36	31 - 27

	AKRON	KENT STATE
FIRST DOWNS	18	20
RUSHES-YARDS (NET)	32-141	41-138
PASSING YDS (NET)	237	285
Passes Comp-Att-Int	11-28-2	19-36-0
TOTAL OFFENSE PLAYS-YARDS	60-378	77-423
Fumble Returns-Yards-TD	0-0-0	0-0-0
Punt Returns-Yards-TD	2-36-0	2-15-0
Kickoff Returns-Yards-TD	6-178-0	6-136-0
Interception Returns-Yards-TD	0-0-0	2-33-0
Punts (Number-Avg)	5-38.0	6-44.8
Fumbles-Lost	1-1	0-0
Penalties-Yards	6-64	8-75
Possession Time	22:11	37:49
Third-Down Conversions	25% (3 of 12)	44% (8 of 18)
Fourth-Down Conversions	100% (1 of 1)	50% (1 of 2)
Red-Zone Scores-Chances	3-4	5-6
Sacks By: Number-Yards	3-25	2-6

RUSHING:

Akron - Edwards 8-44, Chapman 9-39, Morgan 11-38, Traylor-Bennett 3-17, Natson 1-3. KSU - Holley 34-117, Rankin 5-17, Price 2-4.

PASSING:

Akron - Chapman 11-28-2-237-2. KSU - Holley 19-35-0-285-2, Price 0-1-0-0-0.

RECEIVING:

Akron - Wolf 3-50, Smith 2-75, Natson 2-48, Coney 2-22, Edwards 1-27, Lane 1-15. KSU - Rankin 10-181, Price 4-21, James 2-52, Calhoun 2-27, Fackler 1-4.

6

MIAMI REDHAWKS



- ▶ Oct. 8, 2016
- ▶ InfoCision Stadium - Summa Field
- ▶ Akron, Ohio

Miami (0-6, 0-2 MAC)	3	3	7	0	-	13
Akron (4-2, 2-0 MAC)	14	7	7	7	-	35

AKRON, Ohio – On Homecoming weekend, the Akron alumni witnessed the Zips' dominating performance against Miami for a 35-13 win to remain undefeated in Mid-American Conference play on Saturday afternoon at InfoCision Stadium - Summa Field. It was the Zips' sixth consecutive conference win, and Akron's longest league winning streak since joining the MAC in 1992.

Akron's starting QB junior Tra'Von Chapman had a career day in passing completions (15), attempts (29), and touchdowns (3) while passing for 174 yards. He also found the endzone on a 70-yard run for the Zips' first touchdown. He led the team with a career-high 80 yards on the ground on 10 carries.

Senior WR JoJo Natson led the Zips in receiving, scoring two touchdowns on seven catches for 81 yards, while junior WR Austin Wolf followed with one reception for 24 yards and a touchdown.

The Zips' defense managed two sacks, five tackles for loss, two interceptions, and a fumble recovery. Sophomore LB Ulysees Gilbert led the squad with nine takedowns and one for loss.

SCORING SUMMARY:

				MU-UA
1st	8:34	MU	Nick Dowd 28 yd. field goal	
			Drive: 12 plays, 68 yards in 6:26	3 - 0
	7:50	UA	Tra'von Chapman 70 yd. run (Tom O'Leary kick)	
			Drive: 2 plays, 69 yards in 0:38	3 - 7
	2:25	UA	Austin Wolf 24 yd. pass from Chapman (O'Leary kick)	
			Drive: 10 plays, 78 yards in 3:17	3 - 14
2nd	7:12	UA	JoJo Natson 22 yd. pass from Chapman (O'Leary kick)	
			Drive: 13 plays, 84 yards in 4:38	3 - 21
	3:34	MU	Dowd 24 yd. field goal	
			Drive: 10 plays, 57 yards in 3:30	6 - 21
3rd	7:56	MU	Ryan Smith 6 yd. pass from Noah Wezensky (Dowd kick)	
			Drive: 9 play, 63 yards in 3:47	13 - 21
	1:50	UA	Mykel Traylor-Bennett 1 yd. run (O'Leary kick)	
			Drive: 5 plays, 16 yards in 1:57	13 - 28
4th	13:01	UA	Natson 32 yd. pass from Chapman (O'Leary kick)	
			Drive: 1 plays, 32 yards in 0:07	13 - 35

	MIAMI	AKRON
FIRST DOWNS	15	16
RUSHES-YARDS (NET)	34-107	35-125
PASSING YDS (NET)	153	174
Passes Comp-Att-Int	14-28-2	15-29-0
TOTAL OFFENSE PLAYS-YARDS	62-260	64-299
Fumble Returns-Yards-TD	0-0-0	0-0-0
Punt Returns-Yards-TD	0-0-0	1-11-0
Kickoff Returns-Yards-TD	6-109-0	1-21-0
Interception Returns-Yards-TD	0-0-0	2-0-0
Punts (Number-Avg)	6-37.5	7-33.0
Fumbles-Lost	1-1	1-0
Penalties-Yards	6-50	1-5
Possession Time	31:25	28:35
Third-Down Conversions	8% (1 of 12)	50% (8 of 16)
Fourth-Down Conversions	100% (1 of 1)	0% (0 of 1)
Red-Zone Scores-Chances	3-3	1-1
Sacks By: Number-Yards	0-0	2-16

RUSHING:

Miami - A. Smith 17-86, Young 5-33, McInnis 6-14, Wezensky 6-(-26). Akron - Chapman 10-80, Morgan 9-19, Edwards 10-18, Jones 4-7, Traylor-Bennett 2-1.

PASSING:

Miami - Wezensky 14-28-2-153-1. Akron - Chapman 15-29-0-174-3.

RECEIVING:

Miami - Murphy 6-49, R. Smith 5-62, Gardner 1-18, Mayoock 1-15, Williams 1-9. Akron - Natson 7-81, Edwards 2-23, Lane 2-14, Lauro 2-13, Wolf 1-24, Coney 1-19.

7 #23 WESTERN MICHIGAN

BRONCOS



- ▶ Oct. 15, 2016
- ▶ InfoCision Stadium - Summa Field
- ▶ Akron, Ohio

#23 Western Michigan (7-0, 3-0 MAC)	14	13	7	7	-	41
Akron (4-3, 2-1 MAC)	0	0	0	0	-	0

AKRON, Ohio -- The Akron Zips football team forced the No. 23 ranked Western Michigan Broncos' first turnover of the season, but could not recover from a first-half offensive explosion, as the Broncos defeated the Zips, 41-0, at InfoCision Stadium - Summa Field on Saturday.

In addition, it was the first time the Zips have been held scoreless in 60 games (vs. Ohio State, 42-0, Sept. 3, 2011). It was also the first time UA was shutout at InfoCision Stadium - Summa Field.

The Zips gained 283 total yards, 153-yards in the air by junior QB Tra'Von Chapman and 130 yards on the ground by committee.

Senior WR JoJo Natson had five receptions for 46 yards, junior WR Jerome Lane four catches for 42 yards, and junior WR Austin Wolf two receptions for 50-yards with a long of 44 yards.

Leading the rushing attack was junior RB Manny Morgan with 53-yards on eight carries.

Defensively, Akron's sophomore LB Ulysees Gilbert forced Western Michigan's first turnover of the season when he stripped the Bronco RB Davon Tucker, and senior DE Daumantas Venckus recovered the fumble.

SCORING SUMMARY:				WMU-UA
1st	11:24	WM	Zach Terrell 1 yd. run (Butch Hampton kick) Drive: 10 plays, 75 yards in 1:20	7 - 0
	7:20	WM	Jarvion Franklin 3 yd. run (Hampton kick) Drive: 7 plays, 64 yards in 3:11	14 - 0
2nd	14:28	WM	Corey Davis 5 yd. pass from Terrell (Hampton kick) Drive: 16 plays, 70 yards in 6:48	21 - 0
	12:54	WM	Davon Tucker 13 yd. run (Hampton kick failed) Drive: 3 plays, 44 yards in 0:39	27 - 0
3rd	2:36	WM	Davis 17 yd. pass from Terrell (Hampton kick) Drive: 8 plays, 95 yards in 3:40	34 - 0
4th	4:58	WM	Terrell 2 yd. run (Hampton kick) Drive: 17 plays, 92 yards in 8:22	41 - 0

	WESTERN MICH	AKRON
FIRST DOWNS	31	17
RUSHES-YARDS (NET)	56-378	28-130
PASSING YDS (NET)	207	153
Passes Comp-Att-Int	21-31-0	13-31-2
TOTAL OFFENSE PLAYS-YARDS	87-585	59-283
Fumble Returns-Yards-TD	0-0-0	0-0-0
Punt Returns-Yards-TD	2-17-0	0-0-0
Kickoff Returns-Yards-TD	0-0-0	4-60-0
Interception Returns-Yards-TD	2-1-0	0-0-0
Punts (Number-Avg)	2-44.5	6-44.7
Fumbles-Lost	1-1	0-0
Penalties-Yards	4-41	9-47
Possession Time	37:12	22:48
Third-Down Conversions	77% (14 of 18)	33% (4 of 12)
Fourth-Down Conversions	100% (1 of 1)	50% (1 of 2)
Red-Zone Scores-Chances	6-7	0-1
Sacks By: Number-Yards	3-24	1-5

RUSHING:

WMU - Franklin 33-281, Tucker 10-53, Terrell 10-34, Bogan 2-9, Johnson 1-1. Akron - Morgan 8-53, Chapman 14-49, Edwards 6-28.

PASSING:

WMU - Terrell 21-31-0-207-2. Akron - Chapman 13-31-2-153-0.

RECEIVING:

WMU - Davis 8-63, Henry 6-43, Thompson 5-80, Franklin 1-18, Eskridge 1-3. Akron - Natson 5-46, Lane 4-42, Wolf 2-50, Traylor-Bennett 2-15.

8

BALL STATE

CARDINALS



- ▶ Oct. 22, 2016
- ▶ Scheumann Stadium
- ▶ Muncie, Ind.

Akron (5-3, 3-1 MAC)	0	7	14	14	-	35
Ball State (4-4, 1-3 MAC)	7	10	0	8	-	25

MUNCIE, Ind. -- Junior QB Thomas Woodson returned to the starting line-up as the University of Akron football team pulled out a come-from-behind 35-25 win at Ball State on Saturday at Scheumann Stadium.

Woodson finished with two touchdowns on 27-of-40 throwing for 338 yards. Trailing 17-7 at halftime, Woodson guided the Zips to 21 unanswered points to open the second stanza.

Sophomore RB Van Edwards led the Zips on the ground with a career-high 16 carries for a career-high 112 yards and a touchdown, his first 100-yard rushing performance.

Senior WR JoJo Natson had his second 100-yard receiving game, finishing with 109 yards and a touchdown on seven receptions.

Defensively, sophomore LB Ulysees Gilbert led the defense with a career-high 17 tackles, including a career-best 12 assists, while CB Alvin Davis added a career-high 15 tackles.

SCORING SUMMARY:				UA-BS
1st	9:12	BS	Riley Neal 1 yd. run (Morgan Hagee kick) Drive: 13 plays, 74 yards in 5:48	0 - 7
2nd	14:58	BS	Hagee 21 yd. field goal Drive: 17 plays, 78 yards in 7:05	0 - 10
	12:24	UA	Van Edwards 45 yd. run (Tom O'Leary kick) Drive: 8 plays, 83 yards in 2:30	7 - 10
	9:36	BS	James Gilbert 18 yd. run (Hagee kick) Drive: 8 plays, 67 yards in 2:40	7 - 17
3rd	10:46	UA	Tra'Von Chapman 1 yd. run (O'Leary kick) Drive: 10 plays, 65 yards in 4:14	14 - 17
	0:20	UA	JoJo Natson 23 yd. pass from Thomas Woodson (O'Leary kick) Drive: 12 plays, 83 yards in 7:00	21 - 17
4th	10:19	UA	Austin Wolf 14 yd. pass from Woodson (O'Leary kick) Drive: 7 plays, 82 yards in 2:49	28 - 17
	5:18	BS	Aaron Hepp 17. yard pass from Riley Neal (Neal rush) Drive: 7 plays, 70 yards in 2:05	28 - 25
	2:22	UA	Jerome Lane 3 yd. pass from Woodson (O'Leary kick) Drive: 9 plays, 73 yards in 2:51	35 - 25

	AKRON	BALL STATE
FIRST DOWNS	26	28
RUSHES-YARDS (NET)	30-177	44-256
PASSING YDS (NET)	352	187
Passes Comp-Att-Int	28-41-0	23-34-1
TOTAL OFFENSE PLAYS-YARDS	71-529	78-443
Fumble Returns-Yards-TD	0-0-0	0-0-0
Punt Returns-Yards-TD	1-11-0	1-0-0
Kickoff Returns-Yards-TD	4-73-0	5-97-0
Interception Returns-Yards-TD	1-0-0	0-0-0
Punts (Number-Avg)	2-35.5	3-44.3
Fumbles-Lost	1-1	0-0
Penalties-Yards	8-51	4-40
Possession Time	29:34	30:26
Third-Down Conversions	67% (8 of 12)	47% (7 of 15)
Fourth-Down Conversions	100% (2 of 2)	75% (3 of 4)
Red-Zone Scores-Chances	3-3	4-6
Sacks By: Number-Yards	0-0	0-0

RUSHING:

Akron - Edwards 16-112, Morgan 7-43, Woodson 3-21, Chapman 3-3, Team 1-(-2). BSU - Gilbert 24-133, Neal 13-76, Green 7-47.

PASSING:

Akron - Woodson 27-40-0-338-2; Morgan 1-1-0-14-1. BSU - Neal 23-34-1-187-1.

RECEIVING:

Akron - Natson 7-109, Lane 7-90, Wolf 6-91, Coney 4-36, Williams 2-16, Morgan 1-5, Edwards 1-5. BSU - Mabon 8-88, Green 4-6, Lacanaria 3-29, Hazelton 2-13, Hogue 2-11, Brunner 1-19, Hepp 1-17, Pinter 1-4, Reece 1-0.



GAME RECAPS

9



- ▶ Oct. 27, 2016
- ▶ UB Stadium
- ▶ Buffalo, N.Y.

Akron (5-4, 3-2 MAC)	3	7	3	7	-	20
Buffalo (2-6, 1-3 MAC)	3	17	0	21	-	41

BUFFALO, N.Y. - Buffalo senior RB Jordan Johnson rushed for a school record 282 yards and two touchdowns to lead the Bulls to a 41-20 win over Akron in Mid-American Conference action on a rainy Thursday evening at UB Stadium.

Despite two touchdowns from senior WR JoJo Natson and two field goals from redshirt sophomore PK Tom O'Leary, the Zips committed three turnovers and could not catch up to the Bulls on the scoreboard.

Natson led the Zips' receiving efforts with five catches for 53 yards and a touchdown. Sophomore RB Van Edwards was the top rusher with 56 yards on 14 carries. Junior QB Thomas Woodson was 18-of-42 for 178 yards and one touchdown.

Defensively, freshman CB Alvin Davis led the Zips with eight tackles, including six solo stops.

SCORING SUMMARY:				UA-UB
1st	6:44	UA	Tom O'Leary 34 yd. field goal	
			Drive: 9 plays, 35 yards in 4:14	3-0
	3:04	UB	Adam Mitcheson 23 yd. field goal	
			Drive: 6 plays, 22 yards in 2:13	3-3
2nd	6:22	UB	Tyree Jackson 10 yd. run (Mitcheson kick)	
			Drive: 6 plays, 77 yards in 2:35	3-10
	4:18	UB	Jordan Johnson 61 yd. run (Mitcheson kick)	
			Drive: 2 plays, 65 yards in 0:45	3-17
	0:32	UA	JoJo Natson 79 yd. punt return (O'Leary kick)	
	0:00	UB	Mitcheson 28 yd. field goal	
			Drive: 5 plays, 50 yards in 0:26	10-17
3rd	10:33	UA	O'Leary 29 yd. field goal	
			Drive: 10 plays, 52 yards in 4:23	13-20
4th	13:42	UB	Jackson 38 yd. run (Mitcheson kick)	
			Drive: 4 plays, 75 yards in 1:30	13-27
	11:29	UA	Natson 33 yd. pass from Thomas Woodson (O'Leary kick)	
			Drive: 6 plays, 65 yards in 2:05	20-27
	9:34	UB	Mason Schreck 14 yd. pass from Jackson (Mitcheson kick)	
			Drive: 5 plays, 64 yards in 1:48	20-34
	4:50	UB	Johnson 39 yd. run (Mitcheson kick)	
			Drive: 2 plays, 63 yards in 0:54	20-41

	AKRON	BUFFALO
FIRST DOWNS	18	19
RUSHES-YARDS (NET)	42-128	42-378
PASSING YDS (NET)	178	140
Passes Comp-Att-Int	18-42-1	7-21-1
TOTAL OFFENSE PLAYS-YARDS	84306	63-518
Fumble Returns-Yards-TD	0-0-0	0-0-0
Punt Returns-Yards-TD	3-116-1	2-24-0
Kickoff Returns-Yards-TD	6-87-0	5-99-0
Interception Returns-Yards-TD	1-34-0	1-0-0
Punts (Number-Avg)	6-32.8	7-37.4
Fumbles-Lost	2-0	0-0
Penalties-Yards	4-40	6-66
Possession Time	33:27	26:33
Third-Down Conversions	33% (7 of 21)	10% (1 of 10)
Fourth-Down Conversions	20% (1 of 5)	0% (0 of 0)
Red-Zone Scores-Chances	2-2	4-4
Sacks By: Number-Yards	0-0	3-26

RUSHING:

Akron - Edwards 14-56. Buffalo - Johnson 24-282.

PASSING:

Akron - Woodson 18-42-1-178-1. Buffalo - Jackson 7-21-1-140-1.

RECEIVING:

Akron - Natson 5-53. Buffalo - McGill 3-82.

10



- ▶ Nov. 2, 2016
- ▶ InfoCision Stadium - Summa Field
- ▶ Akron, Ohio

Toledo (7-2, 4-1 MAC)	3	17	14	14	-	48
Akron (5-5, 3-3 MAC)	10	0	7	0	-	17

AKRON, Ohio - The Akron football team established an early lead, but couldn't stop a second-half scoring outburst by Toledo, falling 48-17 on Wednesday evening at InfoCision Stadium- Summa Field. Toledo used a balanced offensive attack, outgaining the Zips 622-444 with 332 yards in the air and 290 yards on the ground.

Akron recorded 348 passing yards as senior QB Thomas Woodson accounted for 316 passing yards, completing 17-of-33 passes with two touchdowns. Junior WR Jerome Lane led all receivers with 177 yards and a touchdown on six targets that included a 91-yard reception, the second longest all-time. Senior WR JoJo Natson added a touchdown on three receptions and 44 yards. Senior RB Denzel Jones was Akron's leading rusher with a career-high 72 yards on 11 carries.

SCORING SUMMARY:				UT-UA
1st	12:28	UA	Jerome Lane 91 yd. pass from Thomas Woodson (Tom O'Leary kick)	
			Drive: 1 play, 91 yards in 0:12	0-7
	8:47	UT	Jameson Vest 21 yd. field goal	
			Drive: 9 plays, 73 yards in 3:34	3-7
	4:13	UA	O'Leary 21 yd. field goal	
			Drive: 10 plays, 71 yards in 4:30	3-10
2nd	14:55	UT	Terry Swanson 9 yd. run (Vest kick)	
			Drive: 11 plays, 81 yards in 4:11	10-10
	3:58	UT	Vest 23 yd. field goal	
			Drive: 16 plays, 89 yards in 7:10	13-10
	0:00	UT	Michael Roberts 18 yd. pass from Logan Woodside (Vest kick)	
			Drive: 6 plays, 51 yards in 0:46	20-10
3rd	9:56	UT	Kareem Hunt 2 yd. run (Vest kick)	
			Drive: 6 plays, 69 yards in 1:40	27-10
	6:48	UA	JoJo Natson 27 yd. pass from Woodson (O'Leary kick)	
			Drive: 8 plays, 75 yards in 3:08	27-17
	1:24	UT	Swanson 10 yd. pass from Woodside (Vest kick)	
			Drive: 12 plays, 71 yards in 5:17	34-17
4th	11:53	UT	Zach Yousey 44 yd. pass from Woodsie (Vest kick)	
			Drive: 6 plays, 80 yards in 2:31	41-17
	4:47	UT	Art Thomkins 10 yd. run (Vest kick)	
			Drive: 11 plays, 80 yards in 5:31	48-17

	TOLEDO	AKRON
FIRST DOWNS	33	21
RUSHES-YARDS (NET)	48-290	25-96
PASSING YDS (NET)	332	348
Passes Comp-Att-Int	27-38-0	18-36-2
TOTAL OFFENSE PLAYS-YARDS	86-622	61-444
Fumble Returns-Yards-TD	0-0-0	0-0-0
Punt Returns-Yards-TD	2-10-0	0-0-0
Kickoff Returns-Yards-TD	3-69-0	5-79-0
Interception Returns-Yards-TD	2-0-0	0-0-0
Punts (Number-Avg)	2-43.5	5-35.0
Fumbles-Lost	0-0	0-0
Penalties-Yards	8-63	5-63
Possession Time	35:47	24:13
Third-Down Conversions	68% (11 of 16)	36% (4 of 11)
Fourth-Down Conversions	100% (1 of 1)	0% (0 of 1)
Red-Zone Scores-Chances	7-7	1-3
Sacks By: Number-Yards	1-4	0-0

RUSHING:

Toledo - Hunt 17-136, Swanson 10-67, Thompkins 6-39, Jones-Moore 7-29, Woodside 4-6, Julian 1-5, Smith 2-5, Jones 1-3. Akron - Jones 11-72, Edwards 8-23, Chapman 1-3, Woodson 5(-)-2.

PASSING:

Toledo - Woodside 26-37-0-327-3, Julian 1-1-0-5-0. Akron - Woodson 17-33-1-316-2, Chapman 1-3-1-32-0.

RECEIVING:

Toledo - Thompson 5-70, Roberts 4-54, Johnson 4-37, Jones 4-30, Thompkins 2-33, Hunt 2-21, Jones-Moore 2-14, Swanson 2-14, Yousey 1-44, McKinley-Lewis 1-15. Akron - Lane 6-177, Natson 3-44, Wolf 3-34, Coney 2-29, Gladney 2-19, Smith 1-32, Edwards 1-13.

11 BOWLING GREEN
FALCONS



- ▶ Nov. 9, 2016
- ▶ InfoCision Stadium - Summa Field
- ▶ Akron, Ohio

Bowling Green (2-8, 1-5 MAC)	7	14	7	10	-	38
Akron (5-6, 3-4 MAC)	0	10	10	8	-	28

AKRON, Ohio – Erasing an 18-point deficit in the second half of Wednesday evening's Mid-American Conference contest wasn't enough as the Akron Zips fell short to Bowling Green, 38-28, on Senior Night at InfoCision Stadium – Summa Field.

The Zips honored 22 graduating seniors before the 23rd meeting against Falcons. Bowling Green controlled the first half. However, Akron scored 18 unanswered points, tying the game 28-28 with 10:48 left in the fourth quarter. Seven minutes later, the Falcons regained the lead with a 27-yard field goal. On the ensuing kickoff, BGSU recovered a fumble, which led to a 22-yard touchdown run by Donovan Wilson.

Because of two injuries in the first half, Akron was forced to use three quarterbacks on the final showing at InfoCision Stadium. Senior QB Thomas Woodson opened the game behind center, but was injured on the final play of the first series.

SCORING SUMMARY:				BG-UA
1st	0:44	BG	Fred Coppet 8 yd. run (Jake Suder kick) Drive: 5 plays, 60 yards in 1:33	7-0
2nd	12:47	UA	Tom O'Leary 30 yd. field goal Drive: 8 plays, 52 yards in 2:51	7-3
	10:19	BG	Coppet 6 yd. run (Suder kick) Drive: 7 plays, 68 yards in 2:19	14-3
	6:24	UA	Tra'Von Chapman 1 yd. run (O'Leary kick) Drive: 9 plays, 63 yards in 3:50	14-10
	2:18	BG	Ronnie Moore 2 yd. run (Suder kick) Drive: 1 play, 2 yards in 0:05	21-10
3rd	12:38	BG	Marcus Milton 76 yd. fumble recovery (Suder kick)	28-10
	10:07	UA	Van Edwards 1 yd. run (O'Leary kick) Drive: 6 plays, 62 yards in 2:22	28-17
	7:20	UA	O'Leary 45 yd. field goal Drive: 4 plays, 5 yards in 1:32	28-20
4th	10:48	UA	Jerome Lane 64 yd. pass from Tyrell Goodman (O'Leary kick) Drive: 11 plays, 99 yards in 5:19	28-28
	2:23	BG	Suder 27 yd. field goal Drive: 6 plays, 32 yards in 3:22	31-28
	2:12	BG	Donovan Wilson 22 yd. run (Suder kick) Drive: 1 plays, 22 yards in 0:06	38-28

	BOWLING GREEN	AKRON
FIRST DOWNS	18	14
RUSHES-YARDS (NET)	46-218	50-177
PASSING YDS (NET)	105	197
Passes Comp-Att-Int	11-23-1	11-24-3
TOTAL OFFENSE PLAYS-YARDS	69-323	74-374
Fumble Returns-Yards-TD	1-76-1	0-0-0
Punt Returns-Yards-TD	4-29-0	3-25-0
Kickoff Returns-Yards-TD	6-117-0	5-78-0
Interception Returns-Yards-TD	3-5-0	1-0-0
Punts (Number-Avg)	9-38.9	7-43.3
Fumbles-Lost	1-1	5-3
Penalties-Yards	4-43	8-85
Possession Time	28:46	31:14
Third-Down Conversions	15% (2 of 13)	35% (6 of 17)
Fourth-Down Conversions	100% (2 of 2)	100% (1 of 1)
Red-Zone Scores-Chances	4-5	3-4
Sacks By: Number-Yards	2-10	2-21

RUSHING:
BGSU - Wilson 21-119, Coppet 16-116. Akron - Edwards 20-84, Jones 13-66.

PASSING:
BGSU - Morgan 11-23-1-105-0. Akron - Chapman 7-14-0-58-0; Goodman 4-9-3-139-1.

RECEIVING:
BGSU - Redding 3-40, Miller 3-23. Akron - Lane 5-97, Natson 3-56, Wolf 2-39.

12 OHIO
BOBCATS



- ▶ Nov. 22, 2016
- ▶ Peden Stadium
- ▶ Athens, Ohio

Akron (5-7, 3-5 MAC)	0	0	3	0	-	3
Ohio (8-4, 6-2 MAC)	0	6	0	3	-	9

ATHENS, Ohio – With bowl eligibility and a MAC East title on the line, it all came down to the last play. The Akron Zips ended their 2016 season with a 9-3 loss at Ohio in Mid-American Conference action at Peden Stadium on Tuesday night.

With 22 seconds remaining in the game, UA redshirt senior Tyrell Goodman threw a 25-yard pass to senior WR JoJo Natson in the end zone to tie the game, but the pass fell incomplete. Goodman had one more shot on a fourth-and-11 but the pass to WR Austin Wolf was broken up, ending the Zips' hopes for another bowl bid.

The Zips finished the season at 5-7 overall and 3-5 in MAC play, while Ohio clinched the MAC East championship with an 8-4 overall mark and 6-2 record in MAC action.

In his first collegiate start at quarterback, Goodman went 12-of-27 for 136 yards while rushing for 25 yards. Junior RB Manny Morgan led the efforts on the ground, rushing eight times for 47 yards. Junior WR Jerome Lane was the top receiver with four receptions for 60 yards.

Defensively, junior LB Andrew Hauser and freshman CB Alvin Davis led the Zips with six tackles each.

UA committed no turnovers in the game.

SCORING SUMMARY:				UA-OU
2nd	10:59	OU	Louie Zervos 37 yd. field goal Drive: 8 plays, 54 yards in 4:08	0-3
	2:54	OU	Zervos 49 yd. field goal Drive: 11 plays, 51 yards in 5:20	0-6
3rd	8:57	UA	Tom O'Leary 35 yd. field goal Drive: 11 plays, 53 yards in 4:06	3-6
4th	2:59	OU	Zervos 23 yd. field goal Drive: 8 plays, 83 yards in 3:55	3-9

	AKRON	OHIO
FIRST DOWNS	14	17
RUSHES-YARDS (NET)	32-95	36-130
PASSING YDS (NET)	131	169
Passes Comp-Att-Int	12-27-0	14-25-0
TOTAL OFFENSE PLAYS-YARDS	59-226	61-299
Fumble Returns-Yards-TD	0-0-0	0-0-0
Punt Returns-Yards-TD	0-0-0	1-11-0
Kickoff Returns-Yards-TD	4-62-0	1-20-0
Interception Returns-Yards-TD	0-0-0	0-0-0
Punts (Number-Avg)	6-33.8	3-37.0
Fumbles-Lost	1-0	2-1
Penalties-Yards	7-67	8-66
Possession Time	27:27	32:33
Third-Down Conversions	33% (5 of 15)	43% (6 of 14)
Fourth-Down Conversions	50% (1 of 2)	0% (0 of 2)
Red-Zone Scores-Chances	1-1	3-4
Sacks By: Number-Yards	1-6	3-19

RUSHING:
Akron - Morgan 8-47, Goodman 17-25, Traylor-Bennett 1-19, Edwards 3-7, Jones 2-5, Natson 1-(-8). Ohio - Irons 11-54, Brown 14-47, Maxwell 7-27, White 3-4, Team 1-(-2).

PASSING:
Akron - Goodman 12-27-0-131-0. Ohio - Maxwell 14-25-0-169-0.

RECEIVING:
Akron - Lane 4-55, Natson 3-45, Traylor-Bennett 2-20, Coney 1-9, Wolf 1-6, Edwards 1-(-4). Ohio - Reid 5-62, White 3-49, Smith 3-30, Mangen 3-28.



2016 HONORS

RB Warren Ball

Preseason third-team All-MAC by *Athlon Sports*
Preseason third-team All-MAC
by *College Sports Madness*

LB Youssef Barakat

Scout Team Defensive Player of the Year

LB Brian Bell

Harry "Doc" Smith Award

DB Nathan Bischof

Academic All-MAC

OL Trevor Brown

Harry "Doc" Smith Award

DL Darius Copeland

Harry "Doc" Smith Award

CB Alvin Davis

Harry "Doc" Smith Award

RB Van Edwards, Jr.

MAC Offensive Player of the Week, Oct. 24

P/H Kyle Foster

Semifinalist,
2016 Peter Mortell Holder of the Year Award
Academic Award

OL LaVonne Gauthney

John Heisman Award

LB Ulysees Gilbert III

CoSIDA Academic All-America nominee
First-Team All-MAC
First-Team All-MAC by Phil Steele
Team's Defensive MVP
MAC Distinguished Scholar-Athlete
Academic All-MAC
MAC Defensive Player of the Week, Oct. 3
Zips' Student-Athlete of the Week, Oct. 3

S Zach Guiser

Wuerffel Trophy nominee
First-Team CoSIDA Academic All-American
CoSIDA Academic All-District 5 Team
MAC Distinguished Scholar-Athlete
Academic All-MAC
Academic Award
Preseason third-team All-MAC
by *College Sports Madness*
Preseason fourth-team All-MAC by *Athlon Sports*

QB Matt Hoyer

Scout Team Offensive Player of the Year

DB Bryce Jones

Academic All-MAC

LB John Lako

Academic All-MAC

WR Jerome Lane

Biletnikoff Award Watch List
Third-Team All-MAC
Third-Team All-MAC by Phil Steele
Harry "Doc" Smith Award
Preseason first-team All-MAC by *Athlon Sports*
Preseason second-team All-MAC
by *College Sports Madness*

DB Vince Lockett

Academic All-MAC
Academic Award

DL Jamal Marcus

Bronco Nagurski Trophy Watch List
Preseason first-team All-MAC by *Athlon Sports*
Preseason first-team All-MAC
by *College Sports Madness*

WR/PR JoJo Natson

Biletnikoff Award Watch List
First-Team All-MAC at PR
First-Team All-MAC at PR by Phil Steele
Second-Team All-MAC at WR
Second-Team All-MAC at WR by Phil Steele
Team's Offensive MVP
Harry "Doc" Smith Award
Red Blair Award
Captain's Award
Team's Special Teams Player of the Year
MAC Offensive Player of the Week, Sept. 18
MAC Specialist of the Week, Sept. 12
Zips' Student-Athlete of the Week, Sept. 18
Preseason second-team All-MAC
by *Athlon Sports* at PR
Preseason fourth-team All-MAC
by *Athlon Sports* at WR
Preseason second-team All-MAC by *CSM* at PR

PK Tom O'Leary

Third-Team All-MAC
Third-Team All-MAC by Phil Steele

DL Se'Von Pittman

Preseason second-team All-MAC by *Athlon Sports*
Preseason third-team All-MAC
by *College Sports Madness*

OL Xavier Quigley

CoSIDA Academic All-America nominee
Academic All-MAC

OL Kyle Ritz

Harry "Doc" Smith Award

OL Austin Sample

Rise & Shine Award

CB DeAndre Scott

Allstate AFCA Good Works Team nominee
Harry "Doc" Smith Award
Captain's Award
Preseason third-team All-MAC
by *College Sports Madness*
Preseason fourth-team All-MAC by *Athlon Sports*

S James Turner

Second-Team CoSIDA Academic All-American
CoSIDA Academic All-District 5 Team
MAC Distinguished Scholar-Athlete
Academic All-MAC
Academic Award
Captain's Award
Iron ZIP Award

DE Daumantas Venckus

CoSIDA Academic All-America nominee
MAC Distinguished Scholar-Athlete
Academic All-MAC
John Heisman Award
MAC Scholar Athlete of the Week, Sept. 21

QB Thomas Woodson

Johnny Unitas Golden Arm Watch List
College Sports Madness MAC Offensive Player of
the Week, Sept. 18
MAC Offensive Player of the Week, Sept. 5
Zips' Student-Athlete of the Week, Sept. 5
Zips' Student-Athlete of the Month, Sept.
Preseason fourth-team All-MAC by *Athlon Sports*

OL Coach Brett Ekkens

AFCA 30 under 30 Leadership Institute

TEAM

2016 Wagon Wheel champions

6, Longest win streak of consecutive MAC games
[Nov. 7, 2015 to Oct. 15, 2016]



HONORS & AWARDS







ALL-AMERICANS




◆ Mike Clark
RB • 1986



◆ Steve Cockerham
LB • 1976, 1977



◆ Wayne Grant
DL • 1985




◆ Mike Hatch
DB • 1971




◆ Brad Reese
LB • 1980, 1981



◆ Dwight Smith
DB • 2000




◆ John Travis
OG • 1969




◆ Mark Van Horn
OG • 1976

Academic ALL-AMERICANS



◆ Andy Graham
PK • 1980



◆ Zach Guiser
S • 2016



◆ James Turner
S • 2016

ALL-AMERICANS

FIRST TEAM

(+ NCAA Division I-AA)

1969	John Travis	OG
1971	Mike Hatch	DB
1976	Steve Cockerham	LB
	Mark Van Horn	OG
1977	Steve Cockerham	LB
1980	+Brad Reese	LB
1981	+Brad Reese	LB
1985	+Wayne Grant	DL
1986	+Mike Clark	RB
2000	Dwight Smith	DB

HONORABLE MENTION

1940	Mike Fernella	T
	Bennie Flossie	QB
1954	John Verdon	E
1968	Ken Delaney	OT
	Tony Pallija	DB
	Dan Ruff	SE
	Don Zwisler	QB
1969	Jack Beidleman	HB
	Dave Holian	DT
	Tony Pallija	DB
	Dan Ruff	SE

1970	Jack Beidleman	HB
	Fred DeHart	LB
	Tom DeMarco	OT
1975	Steve Cockerham	LB
	Glenn Evans	SE
1976	Glenn Evans	SE
	Al Hodakievic	DT
1977	Jeff Jesko (3rd)	OT
1978	Mike Andy	OT
	Herb Kohler	OG
1979	Jim Valencheck	DB
	Brad Reese	LB
	Don Schutz	OT
	Paul Winters	RB
1982	James Black	RB
	Ed Grimsley	LB
	Dennis Heckman	PK
	Joe Myers	DT
	Tony Philpott	OLB
1983	James Black	RB
	Brian Clark	C
	Clarence Kelly	DB
	Jeff Lake	LB
1984	Mike Clark	RB
	Willie Davis	WR
	Wayne Grant	MG

1985	Mike Clark	RB
	Ed Grimsley	LB
	Bill Hadden	OLB
	Russ Klaus	PK
	Mike Teifke	C
1986	Chris Kelly	TE
	Brian Moran	DB
	Ron Pasquale	OT
1987	Robert Lyons	DB
1988	Bill Rudison	P
1992	Daron Alcorn	P/PK
1991	Phil Dunn	LB
2007	Jabari Arthur (4th)	WR

FRESHMAN

1991	Phil Dunn	LB
	<i>Football News</i>	
2005	Kevin Grant	LB
	<i>College FB News (3rd)</i>	
	<i>Sporting News (3rd)</i>	
2006	David Harvey	WR/KOR
	<i>Sporting News (1st)</i>	
	<i>Scripps/FWAA</i>	
2007	Almondo Sewell	DE
	<i>Sporting News (HM)</i>	
	<i>Scout.com (HM)</i>	

2009	Brian Wagner	LB
	<i>Sporting News (1st)</i>	
	Phil Steele (2nd)	
	<i>CollegeFootballNews.com (3rd)</i>	

ACADEMIC ALL-AMERICANS

1980	Andy Graham	PK
2016	Zach Guiser (1st)	S
	James Turner (2nd)	S

ACADEMIC ALL-DISTRICT IV

1980	Andy Graham	PK
1993	Jeff Junko	P
1996	Jon Eaton	DB
1998	Mike Hayes (1st)	P
1999	Tim Ritley (1st)	TE
2006	Mark Groza (1st)	LB
2016	Zach Guiser (1st)	S
	James Turner (1st)	S

ALL-CONFERENCE




OHIO ATHLETIC CONFERENCE

(*indicates All-Ohio Dream Team)

1915	*Ollie Driesbach	T	1958	Dave Adolph	G
1917	*Leroy Tomkinson	QB		Art Bailey	RB
	*Virgil Rogers	T		Ed Toth	T
1919	*Bruce Bierce	E	1959	Jim Semester	G
	*Art Haley	QB	1960	Frank Lomax	HB
1921	*Carl Daum	E	1961	Tom Adolph	E
1923	*Ed Kregenow	E		George Deo	FB
1924	Hayes Jenkins	HB		Ray Greene	DE
1925	*Frank Wargo	E		Ed Lopeman	HB
1929	*Ken Cochrane	HB		Tom Lowry	LB
1930	*Ken Cochrane	HB		Ron Ulrich	T
	*Frank Witwer	T	1962	Tom Adolph	E
1933	*Wilson Sparhawk	C		Tony Butowicz	G
1934	*Earl Hensal	L		John Lahoski	LB
1935	*Earl Hensal	L		Darrington Seals	HB
1936	*Bob Bauer	T	1963	Tony Butowicz	G
1937	*Frank Zazula	HB/QB		Dick Case	T
	*Dick Miller	DB		Chuck Cobb	HB
1939	*Frank Zazula	HB/QB		John Lahoski	FB/LB
1940	*Andrew Maluke	G	1964	Tony Butowicz	G
	*Mike Fernella	T		Darrington Seals	HB
	*Bennie Flossie	QB		Jim Wehner	DT
1941	*Andrew Maluke	G	1965	Al Kerkian	DT
1946	Joe Papp	E			
1950	*Joe Mazzaferro	G			
1951	*Joe Mazzaferro	G			
1952	*Joe Mazzaferro	G			
1953	*Chet Bekeleski	C			
	*Marion Rossi	QB			
1954	John Verdon	E			
1955	*Mario Russo	G			
1956	Tom Boggs	QB			
	Jerry Reeves	G			

OAC MOST VALUABLE LINEMAN

1958 Dave Adolph G



◆ Dave Arango
DT • 1983



◆ James Black
RB • 1983



◆ Mike Clark
RB • 1986

OHIO VALLEY CONFERENCE

1980	Brad Reese	LB
1981	Brad Reese	LB
1982	James Black	TB
	Brian Clark	C
	Ed Grimsley	LB
	Dennis Heckman	PK
	Joe Meyers	T
	Tony Philpott	LB
1983	Dave Arango	DT
	James Black	TB
	Russell Holmes	LB
	Robert Johnson	DB
	Clarence Kelly	DB
	Jeff Lake	LB
1984	Mike Clark	RB
	Willie Davis	WR
	Wayne Grant	MG

1985	Mike Clark	RB
	Wayne Grant	MG
	Ed Grimsley	LB
	Bill Hadden	OLB
	Russ Klaus	PK
	Mike Teifke	C
1986	Mike Clark	RB
	Chris Kelley	TE
	Brian Moran	DB
	Ron Pasquale	OT


OVC OFFENSIVE MVP

1983	James Black	RB
1986	Mike Clark	RB

OVC DEFENSIVE MVP

1983	Dave Arango	DT
------	-------------	----


AKRON'S COLLEGE FOOTBALL HALL OF FAME INDUCTEES



◆ John W. Heisman
Coach/AD [1893-94] • 1954



ALL-MID-AMERICAN CONFERENCE



TEAM HONORS

- 2000 MAC East Champions
- 2005 MAC Champions
MAC East Champions

DEFENSIVE PLAYER OF THE YEAR

- 2015 Jatavis Brown LB

FIRST TEAM

- 1992 Daron Alcorn PK/P
- Vic Green DB
- 1996 Jason Taylor DE
- 2000 Dwight Smith DB
- 2001 Konrad Dean OT
- 2007 Jabari Arthur WR
- Reggie Corner DB
- 2008 Chris Kemme OL
- 2011 Brian Wagner LB
- 2013 Jatavis Brown LB
- 2014 Jatavis Brown LB
- Cody Grice NT

- 2015 Jatavis Brown LB
- 2016 Ulysees Gilbert III LB
- JoJo Natson, Jr. PR

SECOND TEAM

- 1992 Bruce Keys ILB
- Chris Owens DB
- 1996 Andre McCray FS
- 1998 Greg Lomax RB
- Dan Wessman OL
- 1999 Dwight Smith DB
- Ron Smith DT
- Dan Wessman OL
- 2000 Lavel Bailey WR
- Konrad Dean OL
- Brandon Payne RB
- James Washington QB
- 2001 Zac Derr PK
- 2003 Chase Blackburn LB
- Matt Cherry WR
- Rickey McKenzie DB
- Jason Swiger PK

- 2004 Brett Biggs RB
- Charlie Frye QB
- 2005 Domenik Hixon WR
- Brett Biggs RB
- Kiki Gonzalez DL
- Brion Stokes LB
- 2006 Chris Kemme OL
- Dennis Kennedy RB
- David Harvey WR
- 2007 Chris Kemme OL
- Almondo Sewell DE
- Brion Stokes LB
- 2008 Kevin Grant LB
- Dennis Kennedy RB
- 2009 Miguel Graham DB
- Brian Wagner LB
- 2010 Shawn Lemon DE
- 2013 Malachi Freeman CB
- 2014 Nordly Capi DL
- Zach Paul P
- 2015 Cody Grice NT
- 2016 JoJo Natson, Jr. WR

THIRD TEAM

- (since 2007)*
- 2007 Kevin Grant LB
 - John Mackey DB
 - Bryan Williams RB & RS
 - 2008 Deryn Bowser WR
 - Andre Jones WR
 - Almondo Sewell DL
 - Bryan Williams DB & RS
 - 2009 Jalil Carter WR
 - Dashan Miller RS
 - Almondo Sewell DL
 - Corey Woods OL
 - 2012 Marquelo Suel WR
 - 2013 Nico Caponi DL
 - Jawon Chisholm RB
 - Justin March LB
 - Zach Paul P
 - Jarrod Pughsley OL
 - 2015 Rodney Coe DL
 - Jamal Marcus LB
 - Isaiah Williams OL
 - 2016 Jerome Lane WR
 - Tom O'Leary PK

HONORS & AWARDS

HONORABLE MENTION

(until 2006)

1993	Eric Agosti	C
	Morris Cosey	DL
	Brett Hrvinak	TE
1994	Symeon Floyd	LB
1995	Lew Lawhorn	WR
1996	Nate Boyd	LB
1997	Nate Boyd	LB
2003	Mike Brake	TE
2005	Jay Rohr	LB
2006	Luke Getsy	QB

SPORTING NEWS

MAC PLAYER OF THE YEAR

2000	Dwight Smith	DB
------	--------------	----

MAC NEWS MEDIA ASSOC.

DEFENDER OF THE YEAR

2000	Dwight Smith	DB
------	--------------	----

MAC COACH OF THE YEAR

2005	J.D Brookhart
------	---------------

COLLEGE FOOTBALL NEWS

MAC COACH OF THE YEAR

2005	J.D Brookhart
------	---------------

MAC DISTINGUISHED

SCHOLAR ATHLETE

(began in 2014)

2014	Andrew Bohan	OL
	Zach Guiser	S
	Kyle Pohl	QB
	Robert Stein	PK
2015	Dylan Brumbaugh	OL
	Zach Guiser	S
	Kyle Pohl	QB
	John Senter	CB
	Robert Stein	PK
2016	Ulysees Gilbert III	LB
	Zach Guiser	S
	James Turner	S
	Daumantas Venckus	DL

ACADEMIC ALL-MAC

FIRST TEAM

1995	John Harpring	SS
1996	Jon Eaton	DB
	John Harpring	SS
	Mike Junko	QB
1997	Mike Hayes	P
1998	Jon Eaton	WR
	Mike Hayes	P
	Dan Wessman	OL
1999	Zac Derr	PK
	Jon Eaton	DB
	Greg Gromek	QB
	Brock Knisley	OL
	Gregg Peugeot	WR
	Rich Reliford	DB
	Tim Ritley	TE
	Ben Ruhlin	RB
	Dan Wessman	OL
	Jason Wiggins	DL
	Matt Zuercher	FB
2000	Zac Derr	PK
	Bob Hendry	RB
	Shawn Klik	OL
	Ed March	LB
	Rich Reliford	DB
	Tim Ritley	TE
	Ben Ruhlin	RB
	Bryan Shaw	OL
	Jesse Smith	DB
	Bates Szakos	WR
	Jacob Thompson	DL
	Jason Wiggins	DL
	Matt Zuercher	FB
2001	Zac Derr	PK
	John Fuller	DB
	Rickey McKenzie	DB
	Tim Ritley	TE
	Jesse Smith	DB
	Matt Zuercher	FB
2003	Tim Crouch	OL
	Jesse Smith	DB
	Jason Swiger	PK
2004	Mark Groza	LB
	Jason Swiger	PK
2005	Tim Crouch	OL
	Luke Getsy	QB
	Mark Groza	LB
	Jason Swiger	PK
	Brian White	DL
2006	Tim Crouch	OL
	Luke Getsy	QB
	Mark Groza	LB

2008	Brian Flaherty	TE/LB
2009	Elliott Bates	C
	Brian Wagner	LB
2011	Nico Caponi	DE
2012	Robert Stein	PK
2013	Nico Caponi	DL
	Kyle Pohl	QB
	Robert Stein	PK
2014	Nick Bice	WR
	Andrew Bohan	OL
	Kris Givens	CB
	Zach Guiser	S
	Keontae Hollis	DL
	Kyle Pohl	QB
	Nick Rossi	RB
	Robert Stein	PK
	Travis Switzer	OL
2015	Dylan Brumbaugh	OL
	Richard Dorvilus	DL
	Dylan Evans	LB
	Zach Guiser	S
	Darryl Monroe	LB
	Kyle Pohl	QB
	Kyle Ritz	OL
	John Senter	CB
	Robert Stein	PK
	Anthony Young	ATH
2016	Nathan Bischof	DB
	Ulysees Gilbert III	LB
	Zach Guiser	S
	Bryce Jones	DB
	John Lako	LB
	Vince Lockett	DB
	Xavier Quigley	OL
	James Turner	S
	Daumantas Venckus	DL

HONORABLE MENTION

(until 2013)

1992	Peter Habib	DB
	Jeff Junko	LB
1993	Peter Habib	DB
1994	Peter Habib	DB
	John Harpring	SS
	Jeff Junko	P/LB
1997	Bill Burke	LB
	Brock Knisley	OL
	Dan Wessman	OL
1998	Bill Burke	LB
	Bill Hildebrand	OL
	Brock Knisely	OL
	Andre McCray	DB

	Gregg Peugeot	WR
	Rich Reliford	DB
	Jason Wiggins	DE
2008	Andy Hildreth	H/P
2011	Troy Gilmer	LB
	Zac Kasperek	OL
2012	Micklos Blake	CB
	Nico Caponi	DL
	Bryce Cheek	CB
	Jerrod Dillard	WR
	Sean Graves	S
	Micah Lio	OL
	Joe Petrides	OL
	Kyle Pohl	QB
	Nick Rossi	LB
	Connor Seeman	LB
	Travis Switzer	OL
2013	Bill Alexander	CB
	Andrew Bohan	OL
	Zach D'Orazio	WR
	Sean Graves	S
	Micah Lio	OL
	Joe Petrides	OL
	Nick Rossi	LB
	Connor Seeman	LB

MAC VERN SMITH AWARD WINNERS

2004	Charlie Frye	QB
------	--------------	----

MAC VERN SMITH AWARD NOMINEES

1992	Chris Owens	DB
1993	Marcel Weems	QB
1994	Phil Dunn	LB
1995	Jason Taylor	OLB
1996	Nate Boyd	MLB
1997	Andre McCray	DB
1998	George Germany	DB
1999	Jon Eaton	DB/P
2000	Dwight Smith	DB
2001	Zac Derr	PK
2002	Charlie Frye	QB
2003	Charlie Frye	QB
2004	Charlie Frye	QB
2005	Domenik Hixon	WR
2014	Justin March-Lillard	LB
2015	Jatavis Brown	LB
2016	DeAndre Scott	DB



ROBERT STEIN



BOWL MVP


2015 Robert Stein PK
Famous Idaho
Potato Bowl

ALL-STAR GAME INVITEES

1992	Victor Green	DB
	Bruce Keys	ILB (All-American Bowl)
1992	Daron Alcor	P/PK (East-West Shrine)
1996	Jason Taylor	DE (Blue-Gray Classic) (Senior Bowl)
1997	Jamie Reader	FB (Hula Bowl)
2000	Lavel Bailey	WR (Hula Bowl)
	Dwight Smith	DB (Senior Bowl)
2003	Matt Cherry	WR (Las Vegas Classic)
2004	Charlie Frye	QB (Senior Bowl)
	Chase Blackburn	DL
	Jim Borrieci	OL (Gridiron Classic)
2006	Andy Alleman	OL
	Tim Crouch	OL
	Luke Getsy	QB (Las Vegas Classic)
2007	Jabari Arthur	WR (Hula Bowl)
	Nate Robinson	DL (East-West Shrine Bowl)
2012	Kurt Mangum	LB (NFLPA Collegiate Bowl)
2015	Jatavis Brown	LB (NFLPA Collegiate Bowl)
	Rodney Coe	DL (Collegiate Gridiron Showcase)

BOWL HUMANITARIAN AWARD

2015 Jatavis Brown LB
Famous Idaho
Potato Bowl



JATAVIS BROWN

TEAM AWARDS

FRED SEFTON MVP AWARD

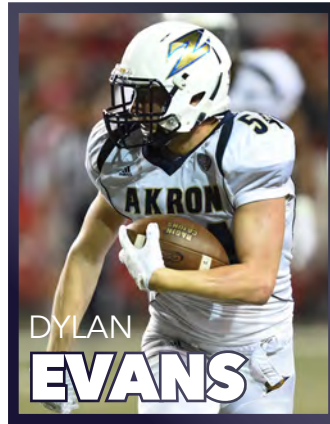

Presented annually for outstanding performance in football. Since 1961, the award has been split—one for offense, one for defense. Named for former UA coach and head of the physical education department Fred Sefton, who retired in June 1954, after 38 years of active service with the University.



2016	JoJo Natson, Jr.	WR	2000	James Washington	QB	1986	Mike Clark	TB	1971	Bob Shilling	OT
	Ulysees Gilbert III	LB		Dwight Smith	DB		Brian Moran	DB		Mike Hatch	DB
2015	Conor Hundley	RB	1999	Lavel Bailey	WR	1985	Mike Clark	TB	1970	Jack Beidleman	HB
	Jatavis Brown	LB		Jon Eaton	DB		Wayne Grant	MG		Fred DeHart	LB
2014	Jawon Chisholm	RB	1998	James Washington	QB	1984	Mike Clark	TB	1969	Jack Beidleman	HB
	Jatavis Brown	LB		George Germany	FS		Wayne Grant	MG		Dave Holian	DT
2013	Jawon Chisholm	RB	1997	Greg Lomax	RB	1983	James Black	TB	1968	Don Zwisler	QB
	Jatavis Brown	LB		Andre McCray	DB		Jeff Lake	LB		Harold Peterson	LB
2012	Dalton Williams	QB	1996	Chris Rooney	FB	1982	James Black	TB	1967	Paul Paxton	OT
	Kurt Mangum	LB		Nate Boyd	MLB		Ed Grimsley	LB		Barry Gilway	LB
2011	Keith Sconiers	WR		Andre McCray	FS	1981	Dennis Brumfield	TB	1966	Ron Tyson	FB
	Brian Wagner	LB	1995	Jozef Jakab	PK		Brad Reese	LB		Jon Denholm	DE
2010	Not awarded			Jason Taylor	LB	1980	Dennis Brumfield	TB	1965	Jim Barton	TE
2009	Not awarded			Darin Ford	RB		Brad Reese	LB		Al Kerkian	DT
2008	Dennis Kennedy	RB	1994	Pete Habib	DB	1979	Paul Winters	HB	1964	Ray Glinsky	E
	Kevin Grant	LB		Kenny Chapman	WR		Brad Reese	LB		Jim Wehner	DT
2007	Jabari Arthur	WR	1993	Odell Robbins	LB	1978	Redell Windley	HB	1963	John Lahoski	FB
	Brion Stokes	LB		Marcel Weems	QB		Mike Holian	DT		Tom Lowry	LB
2006	Luke Getsy	QB	1992	Chris Owens	DB	1977	Mark Hovanec	FB	1962	Joe Mackey	QB
	John Mackey	DB		Harold Robinson	WR		Steve Cockerham	LB		George Grosso	DE
2005	Domenik Hixon	WR	1991	Chris Owens	DB	1976	Greg Thurman	HB	1961	Joe Mackey	QB
	Jay Rohr	LB		Jeff Sweitzer	QB		Steve Cockerham	LB		Ray Greene	DE
2004	Charlie Frye	QB	1990	Shawn Vincent	CB	1975	Tom Wilhelm	FB	1960	Jim Lupori	WB
	John Fuller	DB		Mike Johnson	QB		Steve Cockerham	LB	1959	Gino Calcei	WB
2003	Charlie Frye	QB	1989	John Clark	LB	1974	Bob Clayton	SE	1958	Al Smesko	WB
	Rickey McKenzie	DB		Leonard Thomas	WR		Denny Hamad	DT	1957	Tom Boggs	QB
2002	Charlie Frye	QB	1988	Terry Mays	OLB	1973	Mac Thomas	SE	1956	George Shadie	G
	Chase Blackburn	LB		Kurt Latell	TE		Bob Holian	DT	1955	Ron Lancianese	G
2001	Matt Cherry	WR	1987	Mike Rahach	LB	1972	Tom O'Connor	OG	1954	John Cistone	QB
	Brad Detwiler	DB					Carl Richards	OT	1953	Marion Rossi	QB
							Denny Blake	LB			



HONORS & AWARDS



HARRY "DOC" SMITH AWARD

Given in remembrance of a man who gave himself to the University through his activity in his chosen field, health and physical education. This plaque is awarded each year to an outstanding player in each class.

SENIORS

2016	JoJo Natson, Jr.	WR
	DeAndre Scott	S
2015	Imani Davis	WR
	Dylan Evans	LB
	Cody Grice	NT
2014	Travis Switzer	OL
	Justin March-Lillard	LB
2013	Jarrod Pughsley	OL
	Malachi Freeman	CB
2012	Marquelo Suel	WR
	J.D. Griggs	DL
2011	Jake Anderson	OL
	<i>Not awarded from 2009-10</i>	
2008	Merce Poindexter	TE
	Doug Williams	LB
2007	Mike Schepp	OL
	John Mackey	DB
2006	Andy Wills	OL
	Jermaine Reid	DL
2005	Brian White	DL
2004	Charlie Frye	QB
2003	Matt Cherry	WR
2002	Ryan Myers	LB

	Ryan Schulz	DL
2001	Zac Derr	PK
2000	Rich Reliford	DB
1999	Jon Eaton	DB
1998	Andre McCray	SS
1997	Jamie Reader	FB
	Corey Christian	DE
1996	Jason Taylor	DE
1995	Jozef Jakab	PK
1994	Jeff Junko	OLB-P
1993	Ken Williams	DL
1992	Chris Owen	DB
	Victor Green	DB
1991	Jeff Sweitzer	QB
1990	Scott Brown	NG
1989	Curtis Williams	DE
1988	John Buddenberg	OT
1987	Doug Knepp	DT
	Jay Miller	OLB
1986	Mike Clark	TB
1985	Wayne Grant	MG
1984	Doug Dillon	LB
1983	James Black	TB
1982	Tony Philpott	LB
1981	Brad Reese	LB
1980	Ricky Holman	DB
1979	Paul Winters	HB
1978	Redell Windley	HB
1977	Steve Cockerham	LB
1976	Mark VanHorn	OG
1975	Tom Wilhelm	FB
1974	Denny Hamad	DT
1973	Bob Holian	DT
1972	Tom O'Connor	OG
1971	Mike Hatch	DB

1970	Ken Krummel	DE
1969	John Vargo	FB
1968	Don Zwisler	QB
1967	Charles Marquess	HB
1966	Jim Braccio	DB
1965	Joe Richardson	HB
1964	Tony Butowicz	G
1963	John Lahoski	FB
1962	Herman Huth	T
1961	Jim Lupori	E
1960	Marco Burnette	QB
1959	Wayne Lytle	T
1958	Dave Adolph	G
1957	Bob Hatherill	C
1956	Jerry Reeves	T
1955	Mario Russo	G
1954	Phil Schember	G
	Ron Vargo	T
1953	Frank Stams	E


JUNIORS

2016	Jerome Lane	WR
	Darius Copeland	DL
2015	Jerome Lane	WR
	DeAndre Scott	CB
2014	Zach D'Orazio	WR
	Cody Grice	NT
2013	Travis Switzer	OL
	Justin March-Lillard	LB
2012	Jerrold Dillard	WR
	Malachi Freeman	CB
2011	Brian Wagner	LB
	<i>Not awarded from 2006-10</i>	
2005	Luke Getsy	QB
2004	Brett Biggs	RB

2003	Charlie Frye	QB
2002	Marques Hayes	DL
	Bobby Hendry	RB
2001	Ryan Myers	LB
2000	Jake Schifino	WR
1999	Dwight Smith	DB
1998	Jon Eaton	WR
1997	Andre McCray	DB
	Carl Whitt	WR
1996	Nate Boyd	MLB
1995	Jason Taylor	LB
1994	Darwin Wilson	LB
1993	Phil Dunn	LB
1992	Marcel Weems	QB
1991	Victor Green	DB
1990	John Clark	LB
	Tyrone Nelson	FB
1989	Brian Hilk	LB
1988	Bob Singletary	FB
	Mike Johnson	QB
1987	Robert Lyons	DB
1986	Doug Knepp	DT
1985	Mike Clark	TB
1984	Tim Wallace	DB
1983	Jeff Lake	LB
1982	James Black	TB
1981	Fred Robertson	DB
1980	Brad Reese	LB
1979	Ricky Holman	DB
1978	Paul Winters	HB
1977	Mike Holian	DT
1976	Steve Cockerham	LB
1975	Jim Meyer	MG
1974	Mark Fowler	DE
1973	Brian Ellis	DE-PK


HONORS & AWARDS

1972	Bob Holian	LB	2012	Jawon Chisholm	RB	1968	Dan Ruff	SE	1990	Wayne Anderson	NG
1971	Calvin Pierce	HB		Justin March	LB	1967	John Vargo	FB	1989	Daron Alcorn	PK
1970	Mike Hatch	LB	2011	Nico Caponi	DL	1966	Ron Tyson	FB	1988	Brett Jackson	OT
1969	Jack Beidleman	HB	<i>Not awarded from 2006-10</i>			1965	Mike Martin	QB	1987	Brian Hilk	OLB
1968	John Vargo	FB	2005	Brion Stokes	LB	1964	Jim Braccio	HB	1986	Pierce Joiner	NG
1967	Ken Delaney	T	2004	Jermaine Reid	DL	1963	Jim Barto	E	1985	Gary Tyler	DB
1966	Jon Delholm	DE	2003	Diontre Earl	LB	1962	Joe Richardson	HB	1984	Doug Knepp	DT
1965	Jim Braccio	HB		Domenik Hixon	DB	1961	Tom Lowry	FB	1983	Ron Pasquale	OG
1964	Jim Barton	E		Jason Montgomery	WR	1960	Joe Mackey	QB	1982	Greg Reed	LB
1963	Ray Glinsky	E	2002	Charlie Frye	QB	1959	Ray Greene	E	1981	Ed Grimsley	LB
1962	John Lahoski	F		Chase Blackburn	LB	1958	Marco Burnette	QB	1980	Darren Morgan	DB
1961	Tom Adolph	E	2001	Matt Cherry	WR		Bruce Mackey	E	1979	Reece Perry	OG
1960	Jim Lupori	WB	2000	Brandon Payne	RB	1957	Ron Bailey	T	1978	Terry Cameron	HB
1959	Marco Burnette	QB	1999	Jake Schifino	WR	1956	Dave Adolph	G	1977	Andy Graham	P
	Frank Lomax	HB	1998	James Washington	QB	1955	Tom Boggs	QB	1976	John Montgomery	HB
	Tom Murphy	HB	1997	No award given		1954	John Williams	WB	1975	Mike Holian	DT
1958	Gino Calcei	HB	1996	Andre McCray	FS	1953	Chet Bekeleski	C	1974	Steve Cockerham	LB
1957	Ed Toth	G	1995	Jamie Reader	RB	FRESHMEN			1973	Billy Mills	HB
1956	Bob Hatherill	C	1994	Symeon Floyd	OLB	2016	Trevor Brown	OL	<i>Not awarded from 1968-72</i>		
	Gene White	E		Brian Gabriesheski	G		Alvin Davis	CB	1967	Tony Pallija	DB
1955	Jerry Reeves	T	1993	DeShawn Brown	RB	2015	Kyle Ritz	OL	1966	Dave Holian	MG
	John Wiener	HB	1992	Phil Dunn	LB		Jordan George	DB	1965	Ron Tyson	FB
1954	Mario Russo	G	1991	Wayne Anderson	DL	2014	Thomas Woodson	QB	1964	Ed Williams	G
1953	John Verdon	E	1990	Mike Orbovich	TE		Darius Copeland	DL	1963	Jim Braccio	HB
	George Shadie	E	1989	Tyrone Nelson	FB	2013	Fransohn Bickley	WR	1962	Ron Boruszkowski	QB
SOPHOMORES			1988	Brian Hilk	LB		Cory Morrow	S	1961	Tony Butowicz	G
2016	Kyle Ritz	OL		Shawn Vincent	DB	2012	Conor Hundley	RB	1960	George Deo	HB
	Brian Bell	LB	1987	John Motton	FB		Cody Grice	DL		Bob Dyser	C
2015	Thomas Woodson	QB	1986	John Buddenberg	OT	2011	Jawon Chisholm	RB	1959	Loren Green	WB
	Zach Guiser	S	1985	Doug Knepp	DT	<i>Not awarded from 2006-10</i>				John Mihelich	LB
2014	Mykel Traylor-Bennett	WR	1984	Mike Clark	TB	2005	Kevin Grant	LB	1958	Owensby Pearson	G
	DeAndre Scott	CB	1983	Greg Reed	LB	2004	Chevin Pace	DB		Jim Lupori	E
2013	Zach D'Orazio	WR	1982	Ed Grimsley	LB	2003	Tim Crouch	OL	1957	John Robinson	E
	Cody Grice	DL	1981	Darren Morgan	DB	2002	Diontre Earl	LB	1956	John Stone	QB
			1980	Joe Myers	DT		Domenik Hixon	DB	1955	Ed Toth	G
			1979	Brad Reese	LB	2001	Charlie Frye	QB		Ben Kimbrough	HB
			1978	Juan Pope	C	2000	Dwayne LeFall	DE	1954	Gene White	E
			1977	Paul Winters	HB	1999	Brandon Payne	RB	1953	Jerry Reeves	G
			1976	Marty Bezbatchenko	QB	1998	Jake Schifino	WR			
				Keith Luck	LB	1997	Rich Reliford	DB			
			1975	Steve Cockerham	LB	1996	Greg Gromek	QB			
			1974	Chris Angeloff	TE	1995	Jon Eaton	DB			
			1973	Paul Dorando	OG	1994	Brian Magrell	QB			
			1972	Dick Pitts	LB	1993	Symeon Floyd	LB			
			1971	Bob Holian	MG	1992	Matt Kaulig	QB			
			1970	Luke Marchmon	DT	1991	Phil Dunn	LB			
			1969	Mike Hatch	LB						





HONORS & AWARDS



JOHN W. HEISMAN AWARD

Given in memory of Akron's first athletic director and football coach John W. Heisman (in 1893). The award is presented annually to the team's unsung hero for the intangibles he provides during practice sessions and for inspiring his teammates.

2016	LaVonne Gauthney	OL
	Daumantas Venckus	DL
2015	Offensive line starters- Andrew Bohan, Tommy Brown, Dylan Brumbaugh, Quaison Osborne, Isaiah Williams	
	Darryl Monroe	LB
2014	Tyler Williams	WR
	Alfonso Horner	DL
2013	Conor Hundley	RB
	John Senter	CB
2012	Adam Bice	OL
	Troy Gilmer	LB
2011	Troy Gilmer	LB
2010	Not awarded	
2009	Not awarded	

2008	Eric Lively	DL
2007	Davanzo Tate	DB
2006	Jason Nedd	DB
2005	Jerell Ringer	RB
2004	Bobby Gardner	DL
2003	Mark Tetzl	LB
2002	Junior McCray	RB
2001	Ashanti Barbee	RB
	Andrew Wilson	WR
2000	Ben Ruhlin	RB
1999	Ray Pung	LB
1998	Ed Marc	LB
1997	Ellery Bradford	LB
1996	Ellery Bradford	LB

ACADEMIC AWARD

2016	James Turner (Sr.)	S
	Zach Guiser (Jr.)	S
	Kyle Foster (So.)	H
	Vince Lockett (Fr.)	S
2015	Kyle Pohl (Sr.)	QB
	Zach Guiser (Jr.)	S
	Michael Buddenberg (So.)	LS
	Kyle Ritz (Fr.)	OL
2014	Nick Rossi (Sr.)	FB
	Robert Stein (Jr.)	PK
	Zach Guiser (So.)	S
	Michael Buddenberg (Fr.)	LS
2013	Connor Seeman (Sr.)	LB
	Nick Rossi (Jr.)	LB
	Robert Stein (So.)	PK
	Bryan Green (Fr.)	RB
2012	Adam Steiner (Sr.)	LS
	Sean Graves (Jr.)	S
	Nick Rossi (So.)	LB
	Andrew Bohan (Fr.)	OL
2011	Dylan Potts	WR
2010	Not awarded	
2009	Not awarded	
2008	Brian Flaherty	TE/LS
2007	Brian Flaherty	TE/LS
2006	Mark Groza	LB
2005	Jason Swiger	PK
2004	Mark Groza	LB
2003	Jesse Smith	DB
2002	Ryan Gargas	DL

SPECIAL TEAMS

PLAYER OF THE YEAR

2016	JoJo Natson	PR/KR
2015	Zach Paul	P
2014	Nick Rossi	FB
2013	Paul Skolmutch	LS
2012	Adam Steiner	LS
	<i>Not awarded from 2009-11</i>	
2008	Bryan Williams	DB
2007	Andre Jones	DB
2006	Yamari Dixon	DB
2005	John Mackey	DB
2004	Domenik Hixon	WR
2003	Dan Basch	FB
2002	Domenik Hixon	DB

LIFTER OF THE YEAR

	<i>Not awarded from 2009-Present</i>	
2008	Brandon Anderson	DB
2007	Jabari Arthur	WR
2006	Andy Alleman	OL
2005	Brett Biggs	RB
2004	Mike Piccirillo	OL
2003	Matt Cherry	WR
2002	Ryan Myers	LB

WEIGHT ROOM WARRIOR / IRON ZIP

2016	James Turner	S
2015	Conor Hundley	RB
2014	Conor Hundley (Off.)	RB
	Kyron Brown (Def.)	CB
2013	Conor Hundley (Off.)	RB
	Nico Caponi (Def.)	DL
	Andrew Bohan (ST)	OL

RISE & SHINE AWARD

2016	Austin Sample	OL
2015	Matt Hoyer	QB
2014	Kyron Brown	CB

CAPTAIN'S AWARD

2016	JoJo Natson, Jr.	WR
	DeAndre Scott	DB
	James Turner	S
2015	Jatavis Brown	LB
	Cody Grice	NT
	Conor Hundley	RB
2014	Travis Switzer	OL
	Justin March-Lillard	LB
	Nick Rossi	FB
2013	Jarrold Pughsley	OL
	Nico Caponi	DL
	Malachi Freeman	CB
2012	Adam Bice	OL
	Kurt Mangum	LB
	Adam Steiner	LS
2011	Jake Anderson	OL
	Brian Wagner	LB
	Adam Steiner	LS
	<i>Not awarded from 2009-10</i>	
2008	Merce Poindexter	TE
	Doug Williams	LB
	Dennis Kennedy	RB
	Chris Kemme	OL
	Kevin Grant	LB
2007	Mike Schepp	OL
	John Mackey	DB
	Yamari Dixon	DB
2006	Luke Getsy	QB
	Kiki Gonzalez	DL
2005	Domenik Hixon	WR
	Kiki Gonzalez	DL
	Jason Montgomery	WR
	Brian White	DL
2004	Charlie Frye	QB
	Chase Blackburn	DL
	Dan Basch	FB
	Diontre Earl	LB
2003	Chase Blackburn	LB
	Matt Cherry	WR
	Charlie Frye	QB
	Marques Hayes	DL
2002	Charlie Frye	QB
	Ryan Gargas	DL
	Ryan Meyers	LB
	Brandon Payne	RB


HONORS & AWARDS



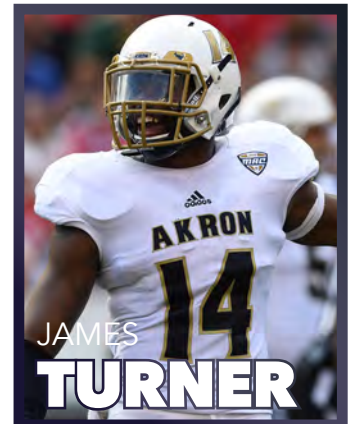
KYLE
FOSTER



LAVONNE
GAUTHNEY



ZACH
PAUL



JAMES
TURNER

MOST IMPROVED AWARD

Not awarded from 2009-Present

- 2008 Chris Jacquemain (Off.) QB
- Elliott Bates (Off.) OL
- Mike Thomas (Def.) LB
- Alphonso Owen (ST)
- 2007 Kris Kasperek (Off.) TE
- Parris McNeal (Def.) LB
- Amin Kabir (ST) LB
- 2006 Chris Kemme (Off.) OL
- Doug Williams (Def.) LB
- Parris McNeal (ST) LB
- 2005 Andy Wills (Off.) OL
- Jermaine Reid (Off.) DL
- Reggie Corner (Def.) DB
- Richard Spaulding (ST) FB

SCOUT TEAM PLAYER OF THE YEAR

- 2016 Matt Hoyer QB
- Youssef Barakat LB
- 2015 Ryan Kortokrax OL
- John Lako LB
- Josh Ward LB
- 2014 Brett Lee OL
- James Turner S
- 2013 Varnell Garrett DL
- Hakeem Lawrence RB
- 2012 Michael Casimos OL
- John Rachal LB
- 2011 Cody Grice FB
- Sean Graves S
- 2010 Not awarded
- 2009 Not awarded
- 2008 Jared Wackerly QB
- Antoine Jones DL

- 2007 Paul Simkovich OL
- Mike Thomas DB
- 2006 Mike Ward OL
- Mitchell Magloire LB
- 2005 Bryant McMillion RB
- Wallace Pendleton DL
- Anthony Dalton WR

RED BLAIR AWARD

Given annually to the highest-scoring player.

- 2016 JoJo Natson, Jr. WR
- 2015 Robert Stein PK
- 2014 Robert Stein PK
- 2013 Robert Stein PK
- 2012 Robert Stein PK
- 2011 A.J. Fox PK
- 2010 Alex Allen RB

- 2009 Branko Rogovic PK
- 2008 Dennis Kennedy RB
- 2007 Igor Iveljic PK
- 2006 David Harvey WR
- 2005 Brett Biggs RB

BOBBY BOWDEN COACH OF THE YEAR AWARD

Given annually to the coach who makes the greatest contribution to the team.

- Not awarded from 2013-Present*
- 2012 Entire Staff



DAUMANTAS
VENCKUS



HONORS & AWARDS

TOUCHDOWN TROPHY CLUB

In conjunction with its annual football banquet, the Akron Touchdown Club presented two trophies, one to the outstanding lineman of the year and the other to the outstanding back, as determined by the UA coaching staff and the players.

OUTSTANDING LINEMAN

No longer awarded

2008	Chris Kemme	OL
	Almondo Sewell	DL
2007	Chris Kemme	OL
	Almondo Sewell	DL
2006	Andy Alleman	OL
	Kiki Gonzalez	DL
2005	Tim Crouch	OL
2004	Aaron Conley	OL
2003	Marques Hayes	DL
2002	Ryan Gargas	DL
2001	Konrad Dean	OL
2000	Konrad Dean	OL
	Jeff Grzeskowiak	OL
1999	Ron Smith	DT
	Dan Wessman	OL
1998	Jeremy Maxa	DE
1997	Kevin Kuntz	OL
1996	Jason Taylor	DE
1995	Andy Kittle	OL
	Mack Warren	DL
1994	Phil Dunn	LB
1993	Eric Agosti	OL
1992	Wayne Anderson	DL
1991	Brett Jackson	OL
	Mike O'Connor	OL
1990	Brian Hilik	LB
1989	Pierce Joiner	DT
1988	Pierce Joiner	DT
1987	Doug Knepp	DT
1986	Ron Pasquale	OT
1985	Wayne Grant	MG
1984	Wayne Grant	MG

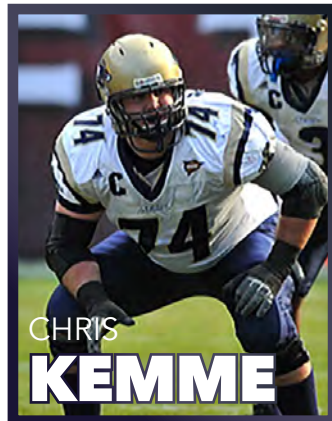
1983	Jim Anderson	DT
1982	Frank Mazgaj	LB
1981	Scott Miller	DT
1980	Brad Reese	LB
1979	Dave Flegal	DT
1978	Herb Kohler	OG
1977	Bob Wolf	MG
1976	Al Hodakievic	DT
1975	Glenn Evans	SE
1974	Paul Dorando	OG
1973	Rick Madden	DT
1972	Carl Richards	OT
1971	Denny Blake	LB
1970	Ken Krummel	DE
1969	Dave Holian	DT
1968	Ken Delaney	OT
1967	Jim Welling	MG
1966	Jim Welling	MG
1965	Doug Thomson	T
1964	Dick Case	T
1963	Dick Case	T
1962	Tony Butowicz	G
1961	Ron Ulrich	T
1960	Ron Ulrich	T
1959	Jim Semester	G
1958	Ed Toth	T
1957	Jim Weiss	T
1956	Jerry Reeves	T
1955	Mario Russo	G
1954	John Verdon	E
1953	Joe Malone	G
1952	Joe Mazzaferro	G
1951	Joe Mazzaferro	G

OUTSTANDING BACK

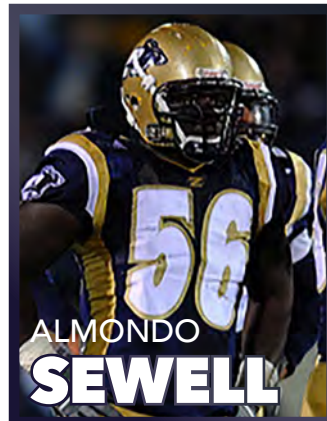
No longer awarded

2008	Dennis Kennedy	RB
	Brandon Anderson	DB
2007	Bryan Williams	RB
	Reggie Corner	CB
2006	Dennis Kennedy	RB
	Kevin Grant	LB
2005	Brett Biggs	RB
2004	Chase Blackburn	LB
2003	Bobby Hendry	RB
2002	Bobby Hendry	RB
2001	Bobby Hendry	RB
2000	Dwight Smith	DB
1999	James Washington	QB
1998	George Germany	FS
1997	Greg Lomax	RB
1996	Andre McCray	FS
1995	Jon Eaton	DB
	Jamie Reader	RB
1994	DeShawn Brown	RB
1993	Marcel Weems	QB
1992	Victor Green	DB
1991	Tyrone Nelson	FB
1990	Ozzie Jackson	CB
1989	Derek Alston	TB
1988	Doug Lewis	TB
1987	Chris Frowner	DB
	John Motton	FB
1986	Mike Clark	TB
1985	Mike Clark	TB
1984	Tim Wallace	DB
1983	James Black	TB


1982	James Black	TB
1981	Dennis Brumfield	TB
1980	Ricky Holman	DB
1979	Paul Winters	HB
1978	Redell Windley	HB
1977	Charles Parnell	DB
1976	Cheo Akili	DB
1975	Tom Wilhelm	FB
1974	Tom Wilhelm	FB
1973	Eric Schoch	QB
1972	Gary Yost	DB
1971	Mike Hatch	DB
1970	Jack Beidleman	HB
1969	Jack Beidleman	HB
1968	Jack Beidleman	HB
1967	Don Zwisler	QB
1966	Ron Tyson	FB
1965	Mike Martin	QB
1964	Darrington Seals	HB
1963	John Lahoski	FB
1962	George Deo	FB
1961	George Deo	FB
1960	Frank Lomax	HB
1959	John Stone	QB
	Gino Calcei	HB
1958	Art Bailey	HB
1957	Art Bailey	HB
1956	Art Bailey	HB
1955	John Williams	HB
1954	Marion Rossi	QB
1953	Jim Horrigan	HB
1952	Glenn Wilso	FB
1951	Buster Rizzo	HB



CHRIS
KEMME



ALMONDO
SEWELL



JASON
TAYLOR

ALL-TIME LETTERWINNERS

A | A | A

Abbas, Bill	1959
Abdulla, Al	1936, 1938
Adams, Ernest	1911-12
Adams, Robert	1951
Addis, Rick	1980-82
Adolph, Dave	1955-58
Adolph, Tom	1959-62
Agosti, Eric	1991-94
Agostinelli, Ed	1970-72
Agyeman, Steve	2003-04
Akers, Paul	1910
Akili, Cheo	1973-76
Alcorn, Daron	1989-92
Albright, Paul	1971
Alexander, Bill	2010-11, 13
Alexander, Broderick	2009, 11-13
Alexander, Donnell	2015
Alfman, Gerald	1982
Alford, Eddie	1993-95
Alleman, Andy	2005-06
Allen, Alex	2005, 2007-10
Allen, Christian	2014-16
Allen, Dirk	1989-90
Allen Jeff	2014
Allyn, Guy	1903
Alphonse, Michael	2006
Alston, Derek	1986-89
Altland, Jim	1970
Amison, Isavelt	1967-70
Amos, Corvin	1999-2000
Amstutz, Chet	1965
Anderson, Bob	1959
Anderson, Brandon	2005-08
Anderson, Eric	1994-97
Anderson, George	1971-73
Anderson, Harold	1946
Anderson, Jake	2008-11
Anderson, Jim	1981-83
Anderson, Keith	1979-80
Anderson, Robert	1987
Anderson, Wayne	1990-93
Anderson, Zack	2006-09
Andrade, Ed	1986-87
Andreoli, Andre	1940
Andy, Mike	1977-78
Angeloff, Chris	1974-75
Anton, Tony	1951
Appleby, David	1932, 1934
Appleby, Mike	1983-84
Arango, Dave	1981-83
Arbogast, Ronald	1900
Armbruster, Jason	1990
Arnette, Rex	1927-28, 1931
Arthur, Jabari	2004-07
Atha, Terry	1973-74
Austin, Charles	1973-75
Auten, Delbert	1929-30
Auten, George	1953-55
Auten, William	1954-56
Avery, Bryan	1917
Axner, Dave	1975-77
Azar, Floyd	1946-48
Azar, Ken	1950
Azar, Robert	1914

B | B | B

Badinghaus, Ed	1992-94
Badalich, Carl	1965-67
Baggett, Jamal	2016
Bailey, Art	1952, 1956-58
Bailey, Austin	2010-13

Bailey, Charles	2001
Bailey, Ken	1952
Bailey, Lavel	1997-2000
Bailey, Rick	1982-83
Bailey, Ron	1956-57
Bailey, Ryan	2005
Bain, Ryan	2009
Baker, Lawrence	1927-29
Baker, Randy	1988
Bakewell, Harold	1950
Balaam, Al-Teric	2006, 2008-09
Balaj, Lionel	1950-52
Baldwin, Benjamin	1925-27
Bamler, Bill	1967
Banks, Ken	1982-83
Banks, Louis	1999
Barbee, Ashanti	2001-02
Bareiter, Joe	1984
Barnes, Dante	2007
Barney, Marvin	1980
Barnes, Harold	1920-21, 1923
Barnes, Wilbur	1931-32
Barnhardt, Harold	1895-96, 1900
Barton, James	1962-65
Barrow, Carlos	1987-88
Basch, Dan	2000-01, 03-04
Basch, Dennis	2003-04
Baskin, Ron	1977
Bass, Lavern	1990-92
Bates, Elliott	2006-09
Batman, Jim	1974
Batman, Kenneth	1946-47
Baumbick, Bob	1979-81
Bauer, Robert	1933, 1935-36
Beard, Dorian	2002-04
Beaman, Rick	1976
Beidleman, Jack	1967-70
Bekeleski, Chet	1952-53
Belden, Russell	1908-09
Bell, Brian	2015-16
Bell, Donald	1942
Benedict, Charles	1892
Bennett, Jamey	1995-98
Berchie, Frank	2004-05
Bertsch, Ben	2010
Bessey, Charles	1995
Best, Jerry	1989-92
Bethel, Arthur	1909-11
Betz, Sam	1969-71
Beverly, James	1948
Bevington, Eldon	1915
Beyske, Joe	1999
Bezbatchenko, Marty	1976-78
Bice, Adam	2009-12
Bice, Nick	2014
Bickel, Paul	1952-53
Bickleby, Fransohn	2013-14
Bierce, Bruce	1916-17, 1919
Bigach, Bruce	1980-81
Biggs, Brett	2004-05
Bischoff, Nathan	2015-16
Bischoff, Todd	1981-82
Bisesi, Joseph	1952
Bitsko, Randy	1989-90
Black, James	1981-83
Black, Shaun	1997
Blackburn, Chase	2001-04
Blake, Denny	1971-72
Blake, Micklos	2009-12
Blakely, Jeff	1992-94
Blanchard, Doug	1978
Bland, John	1960
Billey, Clarence	1920-22

Blind, Jim	1980
Bock, Fred	1951-52
Boedicker, Earl	1917, 1919
Boggs, Donald	1986
Bogus, Tom	1955-57
Bohan, Andrew	2013-15
Bohla, Martin	1942
Bolin, Paul	1948
Boone, Brandon	1975-77
Boone, William	1909
Boring, Sebastian	1941
Boruszkowski, Ron	1962-64
Borrieci, Jim	2001-04
Bostic, Carl	1935
Bostic, Karl	2011
Bowers, Giorgio	2010
Bowser, Deryn	2008-09
Boxen, Brock	2015-16
Boyd, Jim	1985
Boyd, Nate	1994-97
Boyett, Scott	2014
Bozicevich, Dick	1969-70
Braccio, Jim	1963-66
Bradford, Ellery	1995-98
Brady, John	1953
Brainard, Lucius	1909
Brake, Mike	2000-03
Brancho, Eric	1994
Brandon, James	1948
Brant, Ron	1981-84
Brewster, Garrett	2006
Brimgardner, Leo	1941
Brittnum, Cedric	2013-14
Broge, Thomas	1940
Brothers, Aaron	1990
Brown, Albert	1903
Brown, Chris	2004-05
Brown, Curtis	2008-10
Brown, DeShawn	1993-94
Brown, Earl	1961-62
Brown, Jatavis	2012-15
Brown, Kyron	2015-16
Brown, Lamont	1994
Brown, Mike	1993-94
Brown, Nadir	2009
Brown, Ralph	1922-24
Brown, Richard	1974-76
Brown, Scott	1987-90
Brown, Steve	1987-88
Brown, Terrence	1985-86
Brown, Tommy	2014-15
Brown, Trevor	2016
Bruce, Jeremy	2008-09
Brumbaugh, Dylan	2012-15
Brumfield, Dennis	1979-81
Bruner, George	1912, 1914
Buddenberg, John	1985-88
Buddenberg, Michael	2014-16
Budszewski, Tom	1970-72
Buhas, Frank	1947-48
Bullard, Undrea	2016
Burant, Jim	1975-77
Burgins, Troy	1983-86
Burke, Bill	1996-98
Burks, Joseph	1947
Burnett, Chet	1952
Burnette, Marco	1958-60
Burney, Nate	2009-10
Burton, John	1988-90
Burton, Richard	1981
Butowicz, Tony	1961-64
Byrd, Marvase	2009-10

C | C | C

Cagle, Avery	2016
Cahill, George	1914
Calcei, Gino	1957-59
Calderone, Tom	1976
Calhoun, Ernie	1971-73
Calmer, Robert	1893
Camara, Elijah	2016
Cameron, George	1996-99
Cameron, Terry	1978
Camp, Henry	1895-96
Campbell, Bryant	1891
Campbell, Troy	1989-90, 1992
Campbell, Tyler	2007-09
Campbell, Zack	2009-11
Capi, Nordly	2013-14
Caponi, Nico	2010-13
Cardarelli, Richard	1953
Cardello, Vince	1939
Cargile, Jerome	1995-98
Carlucci, Joe	1960-62
Carney, Joseph	1942, 1946-47
Carmichael, Frances	1918
Carpenter, Dennis	1980
Carr, Chad	2001
Carter, Homer	1903
Carter, Jalil	2007-10
Carter, Matt	2001-02
Carter, Robert	1908
Carter, Sam	1993
Carter, William	1896
Case, Dick	1961-64
Case, Harry	1949-50
Case, Tom	1975
Cash, Lance	1991-93
Casimos, Michael	2014
Cassidy, Thomas	1893
Caswell, Mark	1979
Cecchetti, Jared	2004-07
Chapman, Kenny	1992-93
Chapman, Martin	1941-42, 46
Chapman, Tra'Von	2015-16
Charton, Bob	1990
Chase, Matt	1997
Cheek, Bryce	2012-15
Cherry, Matt	2000-03
Chima, George	1946
Chordar, Milan	1930, 1932-33
Chisholm, Jawon	2011-14
Christian, Corey	1994-97
Christner, Milton	1939-41
Christopherson, Tim	1991
Church, John	1910-12
Cistone, John	1951-54
Clark, Brian	1981, 1983
Clark, Ernest	2003
Clark, Harry	1891, 1893
Clark, John	1989-90
Clark, Mike	1984-86
Clauss, Bill	1971
Clay, Olin	1965-66
Clayton, Bob	1972-74
Close, Stanford	1917, 1919-20
Clood, Donte	2004
Cobb, Charles	1961-63
Cobb, Marshall	1988
Cobham, Wayne	2006-09
Coble, Rickie	1998-2001
Cockerham, Steve	1974-77
Cochran, Harold	1926-28
Cochran, James	1998-99
Cochrane, Kenneth	1928-30

Coe, Rodney	2015
Coe, Walter	1891-92
Cogswell, Ty	1955-58
Colbert, Terrell	2000
Coles, Bryan	1993-95
Colley, Harold	1922
Colosimo, Andrew	2009
Colson, Elrondo	1991
Commack, Avis	2012
Coney, A.J.	2015-16
Conley, Aaron	2001-04
Connor, Jeremy	1997-98
Conrad, Charles	1910
Conti, Tom	1953
Conway, Tom	1981-82
Cook, Donald	1936-37
Cook, Harry	1899-1900
Cook, Henry	1996
Cooper, John	1933
Cooper, Richie	2015
Copeland, Darius	2014-16
Coppa, Paul	1972-73
Cori, Clarence	1927
Corn, LaRond	1971
Cornelius, John	1989
Corner, Reggie	2004-07
Corrigan, Marty	1987
Cosey, Duran	1999
Cosey, Morris	1992-93
Costigan, Charles	1908-11
Coughenour, Pat	1971-72
Counahan, Chris	1992-95
Cox, Carl	1956
Craig, Roger	1953
Crawford, Porter	1913-15
Cray, Howard	1932
Crisp, Park	1912-15
Crisp, William	1915
Criss, Charles	1910-12
Crist, Robert	1902-03
Crouch, Tim	2003-06
Cruz, Jose	2007-08
Csora, John	1978
Culberson, Eric	2000-01
Culbertson, Keith	1938, 1940
Culler, Raschi	1998-99
Cullins, Charles	1973
Cummins, Jud	2001-03
Cunningham, Cecil	1924-25
Cunningham, Seth	2010-12
Cushman, Arthur	1900

D | D | D

Daily, Jeff	1960-61
Daily, John	1956-58
Daily, Roy	1925-27
Danessa, Angelo	1950-51
Danielson, Jeremiah	1999-2000
Darst, Paul	1968
Darulis, William	1932-34
Daugherty, Tom	1922
Daum, Carl	1918-21
Dauphin, Jim	1977
Davidson, Courtney	1978
Davidson, Doug	1955-56
Davis, Alvin	2016
Davis, Imani	2012-15
Davis, Keith	1992
Davis, Kevin	2009-10
Davis, Marquinn	2009



ALL-TIME LETTERWINNERS

Davis, Mike 2013
 Davis, Reg 1961, 1963
 Davis, Willie 1982-85
 Dean, Konrad 2000-01
 DeHart, Fred 1968-70
 Delaney, Ken 1965-68
 Dellovade, Mike 1989-91
 DeMarco, Tom 1969-70
 Demeter, Joseph 1948
 Demhasaj, Zenel 2013
 Denholm, Jay 1979
 Denholm, Jon 1964-67
 Dennison, Greg 1984-85
 Deo, George 1960-63
 Derr, Zac 1998-2001
 DeScott, DeAndre 2006
 Detwiler, Brad 1999-2001
 Dickerson, Brad 1962-65
 Dillard, Jerrod 2010-13
 Dillon, Doug 1981-84
 DiNapoli, Frank 1940-41
 Dixon, Terrel 1994-95, 1997
 Dixon, Yamari 2004-07
 Dobrin, Emil 1947, 1949
 Dobrzeński, John 1975-77
 Dobson, Russel 1908
 Dodge, Ray 1947-49
 Dolensky, Jim 1962-64
 Dombroski, Bob 1986-89
 Domonkos, Matt 2006-07
 Donaldson, Mike 2004-06
 Donaldson, Shawn 1988, 1990-92
 Donovan, John 1893, 1895-96
 Dorando, Paul 1973-75
 D'Orazio, Zach 2012-14
 Dorvilus, Richard 2014-15
 Doshna, Peter 1934-35
 Dotson, Walt 1983-84
 Doyle, Dayton 1902
 Drakes, Eric 1990-91
 Draper, Ted 1991-93
 Driesbach, Farrell 1931-33
 Driesbach, Oliver 1913-16
 Dudock, Mike 1960-63
 Dulin, Orlando 1991-92
 Dunn, Phil 1991-94
 Dunn, Tommy 1993-94
 Dunwiddie, Bob 1990-91
 Durant, Martel 2013-14
 Durr, Arthur 1902
 Dutt, Robert 1908-09
 Dutt, Robert 1936
 Dyer, Clarence 1926
 Dyser, Robert 1960-61

E | E | E | E

Earl, Corey 1982
 Earl, Diontre 2002-04
 Easton, Dalton 2013
 Easton, Joseph 1900
 Eaton, Jon 1995-96, 1998-99
 Eberhardt, Leo 1913
 Eckert, Herman 1919-21
 Eckstedt, Richard 1951
 Eddy, John 1891
 Eddy, Nelson 1959-60
 Edwards, Ade 1998-2000
 Edwards, Van 2015-16
 Edwards, Wade 2014
 Eisom, Barry 1972-74
 Elie, Dion 2002-05
 Eller, William 1949
 Ellerbe, Tracy 1987-89
 Ellington, Morris 2001-04
 Ellis, Brian 1972-74

Ellis, Harold 1914
 Ellis, Robert 1920-21
 Ellis, William 1941, 1946
 Embick, Jim 1974-77
 Emerick, Bill 1957
 Emmons, Claude 1920
 Endress, Ned 1939
 Englehart, Steve 1963-66
 Englehart, Steve 1988-89
 Enright, Tom 1973, 1975
 Ensign, Hadley 1928-29
 Ericksen, Stephen 2014-16
 Ervin, Eric 1994-96
 Erwine, Robert 1931-32
 Estrada, Casey 2008-09
 Etienne, Rodney 2006-07
 Evans, Clyde 1918
 Evans, David 1900
 Evans, Dylan 2012-15
 Evans, Glenn 1975-76
 Evans, Mike 1992
 Evans, Walt 1947
 Evans, William 1895-96
 Eves, Archie 1895-96, 1899-1900

F | F | F

Fagan, Jack 1938-39
 Fagan, Shawn 1985-88
 Faler, Micah 2000-03
 Falls, Eugene 1929-30
 Fanning, James 1931-32
 Farmer, Bill 1942
 Feather, Dave 1987-89
 Featherstone, Shawn 2016
 Fedorisin, John 1979-81
 Feller, Aaron 2001
 Fellmuth, Robert 1939-40
 Felsoci, Mike 1987
 Ferguson, Robert 1949
 Ferguson, Ron 1976-77
 Fernella, Mike 1938-40
 Ferry, Fred 1954
 Fiatal, Ernest 1947
 Fichthorne, Ewing 1902
 Fink, Charles 1928-29
 Finley, Jeff 1981-82
 Finn, James 1946
 Fire, Kevin 1981-82
 Firick, William 1924
 Fisher, Brian 1980
 Fisher, Dave 1977-79
 Fisher, Frank 1992-94
 Fisher, Michael 1937-38
 Fitzharris, Cletus 1926-28
 Flaherty, Brian 2006-08
 Flaherty, Tim 1971-73
 Flaherty, Tom 1965-68
 Flaughner, Vernon 1929-30
 Flegal, Dave 1977-79
 Fleming, Harold 1910
 Fleming, Will 2009, 11-12
 Fleming, William 1909
 Fletcher, Paul 1925
 Flickinger, Donald 1932, 1934
 Florin, George 1941-42
 Florin, Ignatius 1928-29
 Flossie, Ben 1940-41
 Flossie, Ben 1974
 Flossie, Bruce 1974
 Floyd, Symeon 1993-94
 Flotz, William 1913-14
 Fobbs, Sean 2007-09
 Fodrck, Joe 1968-69
 Foore, Larry 1954-56
 Forbes, David 1946
 Ford, Bre' 2011-14

Ford, Dave 1966
 Ford, Darin 1993-94
 Forten, Louis 1975-76
 Fortener, Nick 1999-2002
 Fosnight, Reed 1914-15
 Foster, Kyle 2015-16
 Fowler, Mark 1973-75
 Fowler, Tim 1980-83
 Fowler, Tony 1982
 Fox, A.J. 2011
 Fox, Mark 1977
 Fox, Wayne 1965-68
 Foy, Mike 1969-71
 Fraley, Blake 2010-11
 France, Glen 1903
 Francer, Scott 1996
 Frank, Earl 1943
 Frase, Ralph 1918
 Freeman, Malachi 2012-13
 Freeman, Tom 1980-81
 Friday, Mark 1990
 Frieson, Dee 2010-13
 Fritz, Don 1975
 Frowner, Chris 1987
 Fry, Rolent 1891
 Frye, Charlie 2001-04
 Frye, Harold 1928-30
 Frye, Paul 1928-30
 Frye, Tony 1980
 Fuciu, George 1964-66
 Fuchs, Fred 1908
 Fuller, John 2001-04
 Fuller, Ron 1974-77
 Fuqua, Stephon 2006-07
 Futo, James 1942

G | G | G

Gabel, Tim 1982
 Gabrieheski, Brian 1993-96
 Galehouse, George 1948-49
 Galloway, Dick 1959-62
 Garcia, Andy 1936-37
 Gardner, Bobby 2001-03
 Gardner, James 1893
 Gargasz, Ryan 1999-2002
 Garnett, Robert 1958, 1962
 Garrett, Varnell 2014
 Garrison, Jeff 2003
 Gasser, Nick 2016
 Gaug, William 1952-53
 Gauthney, LaVonne 2015-16
 Gayer, Jacob 1902
 Geese, Robert 1937
 George, Jordan 2015-16
 Gergel, Dan 1977-79
 Germany, George 1995-98
 Getsy, Luke 2005-06
 Giachetti, Jason 2003-06
 Gilbert, Doug 1984-86
 Gilbert, Greg 1982-84
 Gilbert, Ulysees III 2015-16
 Gilbert, Walter 1910-11
 Gill, John 1932
 Gill, Jon 2003
 Gilleland, Ellsworth 1926-28
 Gilmer, Troy 2009-12
 Gilway, Barry 1965-67
 Gindratt, Brice 1991-94
 Ginella, Mike 1986-87
 Givens, Kris 2014-15
 Gladney, Kevin 2016
 Gliha, Ron 1981
 Glinsky, Ray 1961-64
 Gonzalez, Kiki 2003-06
 Goodman, Tyrell 2012-13, 2015-16
 Goodspeed, Gregg 1994

Goodwin, Jamie 2002-03
 Gopp, Dale 1941, 1946-47
 Gorrell, Tim 1980
 Gouch, Darrien 1990-93
 Gradyan, Frank 1951-53
 Graf, Robert 1933-35
 Graham, Andy 1977-80
 Graham, Miguel 2007-09
 Gramann, Steve 1987
 Grant, Kevin 2005-08
 Grant, Ulysees 2015
 Grant, Wayne 1982-85
 Graves, Sean 2012-13
 Gray, Jimmie 1998-2000
 Gray, Kevin 1980
 Green, Anthony 1984-86
 Green, Brett 2004
 Green, Bryan 2013
 Green, Dave 1960
 Green, Darryl 1989-91
 Green, Gary 1971-74
 Green, Loren 1959
 Green, Victor 1990-92
 Greene, Kenny 1989-91
 Greene, Ray 1959-61
 Greene, Ron 1971-73
 Greenhorn, Alvin 1940
 Greenwood, Randy 2010
 Greer, Sekai 2002-03
 Grice, Cody 2012-15
 Griffiths, Dave 1936
 Griggs, Walt 1938, 1940
 Griggs, Bert 1980
 Griggs, John 2011-12
 Grimes, David 1999
 Grimm, John 1909-12
 Grimsley, Ed 1981-83, 1985
 Grisdale, Ken 1982
 Gromek, Greg 1996-99
 Grosso, George 1959-62
 Groza, Mark 2003-06
 Grucella, Thomas 1946-49
 Grzeskowiak, Jeff 1998-2001
 Grzeskowiak, Mike 2001-04
 Guiser, Zach 2014-16
 Gulick, Robert 1908-09
 Guthrie, Pete 1963-64

H | H | H

Haas, John 1994
 Haber, Mark 1990-91
 Habib, Pete 1991-94
 Hadden, Bill 1984-86
 Haddox, Benny 1987-88
 Hagenmaier, Brian 1983-85
 Hagins, Nate 1967-68
 Halamay, Gene 1952
 Hale, Steve 1996-99
 Haley, Arthur 1916-18
 Haley, Jason 1990
 Hall, John 1931
 Hall, Richard 2010
 Halter, Jeff 1980-81
 Hamad, Dennis 1971-74
 Hamilton, Jelani 2016
 Hamilton, Paul 1986-88
 Hamlin, Larry 1951-53
 Hamline, Robert 1930-31
 Hammontree, Ray 1931, 1933-34
 Hampton, Dan 1984-86
 Hampton, Horace 1937
 Hannon, Michael 1999
 Haramis, Sam 1961-62
 Harden, Eli 1891-93
 Hardy, William 1899
 Harker, Lewis 1940

Harlan, James 1951
 Harmon, Matt 2008
 Harpham, Raymond 1903
 Harpring, John 1993-96
 Harris, George 1998
 Harrison, John 1968-70
 Harrison, Wayne 1968-69
 Harsh, Jamie 1990-92
 Hartline, Chester 1926-28
 Hartline, Jackie 1936
 Hartman, Jason 2000-02
 Hartz, Craig 1965-67
 Harvey, David 2006
 Harvey, James 2008-11
 Harvey, Tony 1980
 Haskins, Chris 1990-93
 Hast, Jeff 1994
 Hatch, Mike 1968-71
 Hatherill, Robert 1954-57
 Haury, William 1948-50
 Hauser, Andrew 2014-16
 Hayes, Marques 2000-03
 Hayes, Mike 1994, 1996-98
 Hayes, Mikee 2015-16
 Hazime, Hasan 2008-11
 Heckman, Dennis 1981-83
 Heckman, Jim 1942
 Hein, Justin 2003-05
 Heinzerling, Lynn 1925
 Heisman, John 1894
 Heller, Irvin 1940-42
 Heminger, Harold 1917
 Hendry, Bobby 2000-03
 Henneberger, Paul 1896
 Henry, Dionte 2003-05
 Henry, Ed 1970
 Hensal, Earl 1933-35
 Herndon, Jayson 1994-96
 Herndon, John 1899
 Heslop, Matt 2003
 Hess, Carl 1921
 Heyworth, Jim 1973-75
 Hibbard, Reigle 1940-41
 Hickman, Dave 1964-66
 Hickman, Frank 1935-36
 Hicks, Guy 1978
 Hicks, Richard 1954
 Hildebrand, Bill 1995-98
 Hildreth, Andy 2007-08
 Hilk, Brian 1987-90
 Hill, Chris 1987-90
 Hill, Greg 1972-73
 Hill, Josh 2000-02
 Hill, Tor 1985
 Hillery, Tom 1952-53
 Hilliard, Norm 1994
 Hills, Scott 1974
 Hinds, Tyler 1987-88
 Hines, Quentin 2012
 Hinkle, Larry 1929-30
 Hirschman, Nick 2013
 Hixon, Domenik 2002-05
 Hlas, John 1926-28
 Hochberg, Ray 1936
 Hochensmith, Farlin 1911-12
 Hockett, Myron 1978-80
 Hodakievic, Al 1975-76
 Hodges, Tim 1980, 1983-84
 Hoffman, Bob 1987
 Holian, Bob 1971-73
 Holian, Dave 1966-69
 Holian, Mike 1975-78
 Holland, Howard 1949
 Hollis, Keontae 2013-14
 Holman, Rick 1978-80
 Holmes, Alphonso 1993-94
 Holmes, Anthony 2010-13

ALL-TIME LETTERWINNERS

Holmes, Donald	1949, 1951
Holmes, Russell	1981-84
Holsberry, William	1942, 1946
Holley, Jim	2006
Hoopes, Fredrick	1925-27
Hoover, John	1967-69
Hoover, Robert	1940
Hope, Larry	2015-16
Hopkins, Carl	1926-28
Horn, Fred	1932
Horner, Alfonso	2012-15
Horrigan, James	1952-53
Horrigan, Terry	1956-57
Horton, Leon	1978-79
Housos, George	1981-83
Houston, Biff	1970-71
Hovanec, Mark	1975-77
Howard, Curtis	1976-79
Howe, Bryan	2004-05
Howell, Juan	1987-89
Hower, John	1937
Hoyer, Matthew	2016
Hoyte, Nigel	1989
Hrivnak, Bret	1990-93
Huebner, Keith	2006-08
Huff, Boyd	1924
Huffman, Raymond	1926-27
Hughes, Mike	1996, 1998-2000
Humphrey, David	1986-87
Humphrey, Robert	1938, 1940
Hundley, Conor	2012-15
Hunter, Bo	1997-99
Hunter, Mosey	1971-73
Hunter, Xavier	1990
Hutcherson, Jim	1982
Hutchinson, Harold	1932-33, 35
Hutchinson, John	1928
Huth, Herman	1959-62
Huth, Jim	1985
Hutton, Mic	1969-72

Jewells, Roosevelt	1979-81
Johnson, Andrew	2008
Johnson, Banks	1973-74
Johnson, Burke	1892, 1894-95
Johnson, Darren	1988
Johnson, David	1913-14
Johnson, Herb	1951
Johnson, Kristian	1996
Johnson, Lilliburn	1925-26
Johnson, Mike	1988-89
Johnson, Nate	1996, 1998-99
Johnson, Robert	1961-64
Johnson, Robert	1982-84
Johnson, Shelton	1994
Johnson, Wallace	1930-31
Joiner, Pierce	1986-89
Jones, Andre	2006-09
Jones, Antoine	2009
Jones, Bradford	1990-91
Jones, Bryce	2016
Jones, Burton	1962-64
Jones, Denzel	2013-14, 16
Jones, Dennis	1970
Jones, Richard	1997-99
Jones, Sterlie	1969
Junius, Stan	1936
Junius, Travonte	2016
Junk, Brandon	2016
Junko, Jeff	1991-94
Junko, Mike	1993-96
Justice, Aaron	1993
Justice, Jim	1992

K | K | K

Kabir, Amin	2006-09
Kalis, Gary	1982-85
Kallenback, James	1951
Kaminski, Ed	1950
Kaplan, Scott	2004
Kapp, John	1895-96
Karam, Ben	2011
Karam, Joe	1979, 1981
Kasperek, Kris	2004-07
Kasperek, Zac	2008-11
Kaufman, Ernest	1934-37
Kaulig, Matt	1992-95
Kavish, Carl	1972-73
Keating, William	1932-34
Keister, John	1988
Keith, Dave	1968-71
Kelker, Richard	1983-84
Kelleher, Ken	1974
Keller, Alvin	1892
Keller, Fred	1934-35
Kelley, Chris	1984-86
Kelley, Frank	1985, '87-88
Kelley, John	2001
Kelley, Leo	1908
Kelly, Clarence	1981-84
Kemme, Chris	2005-08
Kendall, Kevin	1981-82
Kennedy, Dave	1966
Kennedy, Dennis	2005-08
Kerkian, Al	1965-66
Kerwin, Mark	1980
Kesler, Richard	1947
Kessler, Lloyd	1995
Keys, Bruce	1989-92
Kimbrough, Ben	1955-56
Kimbrough, Milt	1986-87
King, Bart	1959
King, Brad	1996-97, '99
King, Louis	1975
King, Steve	1987-88
Kingsbury, Benjamin	1891-92
Kirkpatrick, Ed	1947-48
Kirn, Walter	1925-26

Kish, Michael	2016
Kittle, Andy	1993-96
Klaus, Russ	1984-85
Klik, Shawn	1997, 1999-2000
Kline, Ken	1984-85
Kline, Robert	1946-49
Knapp, Mike	1985-86
Kneale, Sterling	1914
Knapp, Doug	1984-87
Kniffen, Hazen	1921-23
Knight, Hal	1902-03
Knight, Maurice	1902-03
Knisely, Brock	1996-99
Knowlton, Arthur	1917, 1919
Knowlton, Frank	1921-22
Knowlton, John	1914-16
Knowlton, Richard	1948, 1950
Koerber, William	1918
Kohler, Herb	1976-78
Kominic, Walter	1937-38
Konrad, Charles	1908-09
Koplin, Claude	1903
Koppas, Merle	1918
Kormanich, Walt	1942
Korosi, Gary	1978
Kortokrax, Ryan	2016
Kosoy, Dave	1965-67
Kossky, Steve	1938
Kot, Tom	1974-75
Kovach, Steve	1952
Kozak, Donovan	1992-93
Krager, Paul	1902
Kregenow, Edwin	1921-23
Kregenow, Ernest	1924-25
Kreighbaum, Dan	1983-85
Krino, Mike	1934-36
Krummel, Ken	1968-70
Kubik, Andy	1986-89
Kulmala, Jeff	1974-76
Kuntz, Kevin	1995-98
Kura, Mike	1966-68

L | L | L | L

Lacascio, Joseph	1931
Ladner, Shane	1995-96
Ladrach, Rhyne	2009-12
LaFrance, Jeremy	2009-10
Lagasse, Mike	1996-98
Lahoski, John	1961-63
Lake, Daniel	1900
Lake, Jeff	1982-85
Lako, John	2016
Lancaster, Julius	1996-98
Lancianese, Ron	1954-57
Landis, Jim	1942
Lane, Jerome	2014-16
Lant, Steve	1896
Larde, Richard	1987-89
Larson, Bob	1975-77
Lartey, Emmanuel	2010-11
Lattell, Kurt	1987-89
Laterza, Tony	1949-50
Latona, Felix	1940-41
Laubacher, Dave	1972-74
Laubaugh, Ron	1965
Laube, Evan	2006-08
Lauro, Anthony	2015-16
Lauro, Tony	1984-86
Lawrence, Hakeem	2014-15
Lawhorn, Lew	1995
Leacock, Paul	1895-96
Lee, Carl	1936-37
LeFall, Dwayne	2000, 02-04
Leffler, Carl	1920-22
Legando, Jim	1982
Legger, Nick	2009
Lehackey, Paul	1935

Leichliter, Jim	1980-82
Leiningner, Dave	1970
Lemley, Bill	1971
Lemon, Marcus	2009
Lemon, Ron	1967-70
Lemon, Shawn	2007-10
Lenygel, Jack	1954-56
Lenihan, Pat	1941
Leonard, Dean	1925-27
Leota, Iakopo	2003
Letuli, Jovann	2016
Lewis, Chuck	2003, 05
Lewis, Doug	1988-90
Lewis, Jerome	2013-14
Licht, Chad	1991-93
Limbach, Oscar	1922-24
Lindsey, Donald	1932-34
Lindsey, Jermaine	2006
Lingruen, Mark	1974-76
Linton, Bob	1955
Lio, Micah	2011-13
Lionetti, Anthony	1950-52
Little, Matt	2008-11
Little, Gregg	1987
Livelsberger, Lynn	1966-68
Lively, Eric	2005-08
Lloyd, DeMarcus	2016
Lockett, Vince	2016
Lodge, Shauntel	1997-98
Lomax, Frank	1959-60
Lomax, Greg	1995-98
Lombardi, James	1949
Long, Jeff	1985-86
Long, Johnny	2004-06
Longacre, Dave	1951-53
Longville, Regis	1949-50
Lopeman, Ed	1960, 63
Lott, Eugene	1895
Loudenback, Harry	1893-94
Lowry, Tom	1960-63
Luck, Keith	1976
Lukas, John	1939-41
Lundstrom, Jeff	1988
Lundy, John	1982-85
Lurtz, John	1998
Lutz, Dick	1979-81
Lupori, Jim	1958-61
Lyons, Mike	1991-94
Lyons, Robert	1985-88
Lytte, Wayne	1959

M | M | M

Mackey, Bruce	1958-60
Mackey, Joe	1960-62
Mackey, John	2004-07
Mackey, Louis	1998, 2000
Madden, Rick	1972-73
Madick, Robert	1962-64
Magloire, Mitchell	2006-07
Magrell, Brian	1994-95
Mahan, Fulton	1931-33
Maher, John	1971-73
Mahoney, Ed	1942
Mahoney, John	1926-28
Maibauer, Roger	1972
Maione, Henry	1965-67
Mairs, Curt	1954
Maligio, Fred	1937-39
Malizia, Jerry	1965-67
Mallo, James	1935-36
Malone, Joseph	1951-53
Maluke, Andy	1939-41
Malvasi, Pete	1987
Mangum, Kurt	2012
Mann, Mel	1950
Mannie, Ken	1971-73
Maravich, Eli	1957

March, Ed	1998-2001
March-Lillard, Justin	2011-14
Marchese, T.J.	2009, 2011
Marchmon, Luke	1970
Marconi, Tim	1988-89
Marcoux, Dan	2008-11
Marcus, Jamal	2015-16
Marquess, Charles	1966-67
Marsicano, Shane	1994
Martin, Adam	1992-94
Martin, Dale	2009-10
Martin, John L.	1953
Martin, Mike	1964-65
Massaro, Rick	1978-81
Mason, Kenneth	1922-24
Matwichyna, Dan	1990
Mathis, Willie	1979
Mathews, Ray	1962
Maus, Thomas	1949
Maxa, Jeremy	1995-98
Maxwell, Bob	1978-79
Maybury, Jace	2000-02
Mays, Paul	1988-90
Mays, Terry	1987-90
Mazgaj, Frank	1980-82
Mazur, Stan	1972
Mazzafero, Joseph	1950-52
Mazzagatti, Joseph	1951-53
McAllister, Ronald	1939-40
McBride, Thomas	1997, 1999-00
McCaha, Duane	1947
McCann, Al	1987-88
McCarthy, Francis	1935
McCarthy, Richard	1938-39
McClain, Henry	1951
McClain, John	2006
McCloskey, Patrick	2010-11
McCombs, Collie	1939
McCoy, Cedric	2016
McCray, Andre	1995-98
McCray, Anthony	1998-2000
McCray, Raymond	1999-2002
McCray, Moses	2013
McDaniel, Joe	2005-07
McDaniels, Robert	1954
McDonald, George	1950
McDonald, John	1959
McDuffie, Kyle	2003
McGarry, Arthur	1908
McGarry, Jamie	1970
McGee, Bill	1963-64
McGill, Doug	1971-73
McGinness, Mark	1989-90
McGlone, Dennis	1977-79
McKenzie, Rickey	2000-03
McKnight, Alvin	1891-94
McLean, Johnson	1891-92
McMillan, John	1946-47
McMillon, Bryant	2006, 2008
McNamara, Joe	2013-14
McNeal, Parris	2004-07
McPartland, Cary	1964, 1966
McPherson, Clarence	2006
Meacham, Marshall	1937-38
Mead, Charles	1891
Meade, Kevin	1980-82
Means, Michael	2015
Mementowski, Ed	1978-79
Meriwether, Anthony	2009-11
Mertz, Raymond	1914, 1916
Merzweiler, Jack	1947-48
Metzger, Henry	1932-34
Meyer, Jim	1974-76
Meyer, Kevin	1978
Mignin, Charles	1891-92



ALL-TIME LETTERWINNERS

Mihalik, Frank	1951
Mihelich, John	1959
Mihills, Lawrence	1899-1900, 1902
Mikolashak, Les	1938-40
Miller, Clinton	1921
Miller, Dashan	2008-09
Miller, Dick	1937-38
Miller, Fred	1976-77
Miller, Harold	1923-24
Miller, Jared	1989
Miller, Jay	1985-87
Miller, John	1916-17
Miller, Scott	1978-81
Miller, ShelDon	2010-11
Miller, Thomas	2009
Miller, William	1928
Mills, Billy	1973-76
Minnich, Harold	1923
Misencik, Paul	1959-61
Misencik, Thomas	1949
Mitchell, James	1893
Mitchell, Ray	1949
Mitchell, William	1950-1952
Mizell, C.J.	2013-14
Mobley, Gary	1978
Monan, Al	1939
Monroe, Darryl	2015
Monroe, Joe	1954-55
Montgomery, Jason	2002-05
Montgomery, John	1976-77
Moore, Clayton	2011
Moore, Deon'tae	2014, 16
Moore, Floyd	1908-09
Moran, Brian	1984-86
Morefield, LeVon	2009-10
Morgan, Christian	1999
Morgan, Darren	1980-83
Morgan, Devonte	2011-14
Morgan, Manny	2014, 16
Moro, Tony	1966-67
Morris, Dajour	2011
Morris, Phillip	2007
Morrison, Gary	1965
Morrison, Jim	1963-64
Morrison, Robert	1938
Morrow, Cory	2013-16
Morrow, Wade	1939-41
Mote, Herbert	1924-25
Motton, John	1987-89
Moyer, Moe	1931
Muhlbach, Ron	1968
Murdock, Jaiye	1994-96
Murdock, Quentin	2000
Murphy, Leo	1933-34
Murphy, Paul	1954
Murphy, Tom	1959-60
Myers, Joe	1979-82
Myers, Ryan	2000-02
Myers, Wayne	1931

N | N | N

Nash, Jim	1958
Natson, JoJo	2016
Nedd, Jason	2004-06
Neer, Ryan	2000-02
Nelson, Niles	1933-35
Nelson, Tyrone	1988-91
Neugebauer, Walter	1942
Newson, Phillip	1921-22
Nicely, Patrick	2009-11
Nichols, Don	1955
Nicods, Greg	1974-77
Novak, Geoff	1988
Novell, Ned	1946-49

O | O | O

O'Brien, Pat	1973-74
O'Conner, Tom	1970-72
O'Connor, Dave	1981-83
O'Connor, Mike	1988-91
Odofin, Deni	2007-09
Okafor, Nmesoma	2013-14
Oldham, Albert	1927, 1929
Oldham, Vernon	1931-33
O'Leary, Tom	2014, 16
Olson, Leland	1920-21
Ondecker, Andy	1939
Ondrusek, Paul	1997, 1999-2001
O'Neill, Jamie	1997
Orbovich, Mike	1989-91
Orelus, Henry	2013
Osborne, Mike	1989
Osborne, Quaison	2012-15
Osborne, Robert	1891
Owen, Alphonso	2007-08
Owens, Chris	1989-92

P | P | P

Pace, Chevin	2004-07
Pacenta, Tom	1976-77
Padruitt, Mark	1979-80
Palermo, Tony	1946
Pallija, Tony	1967-69
Palmer, Clarence	1912-14
Palmer, Don	1974
Palmer, Russell	1915
Panzanella, Ken	1975-76
Papageorge, Gus	1936
Papp, Joseph	1946-1948
Paramore, Michael	1981-84
Pardee, Wayne	1970-71
Paris, Tony	1953-56
Park, Tom	1982-83
Parker, Dave	1967-70
Parker, Rich	1967-68
Parker, Robert	1942
Parks, Tracy	1992
Parnell, Charles	1974-77
Parsell, Allen	1976-77
Parshall, Edward	1902
Pasquale, Bill	1982-83
Pasquale, Ron	1983-86
Patillo, Ty	1994
Patella, Dominic	1937-39
Patrick Jim	1962
Patterson, Marcus	2004-07
Paul, Zach	2012-15
Paxtan, Paul	1966-67
Payne, Brandon	1999-2002
Peach, Leroy	1946-49
Pearson, Owensby	1958
Peery, Reece	1980
Pegg, Keith	1992-93
Pendleton, Wallace	2006-08
Penland, Cornel	1987
Penman, Keith	1967-70
Perkins, Ira	1973
Perkins, Randy	1972-74
Pesaric, Jacob	1926-27
Pesuit, Walter	1937, 1939
Peterson, Ahmad	1995-96
Peterson, Harold	1966, 1968
Peterson, Scott	1980-83
Petit, Paul	1975-77
Petracca, Joseph	1950-51
Petrides, Joe	2012-13
Petrovich, Bob	1958
Petrus, Matt	1984-85
Peugeot, Gregg	1996-99
Pfahl, Charles	1916-17, 1919
Pfahl, Wilbert	1917-19

Pfeifle, Earl	1923-24
Pfeister, Kent	1970, 1972
Phillips, Ben	1949
Phillips, Drew	2013-14
Phillips, Eugene	1990-93
Phillips, Guy	1946-49
Phillips, Leland	1990-91
Philpott, Tony	1980-82
Piccirillo, Mike	2001-04
Pichardo, Matt	2004
Pichichero, Frank	1961
Pier, Russ	1955-59
Pierce, Calvin	1970-72
Piry, Carl	1932-34
Pirmik, Vic	1987
Pitkin, Paul	1902
Pittman, Se'Von	2014-16
Pitts, Dick	1972-73
Plant, Leland	1925-27
Plate, Nolan	2010
Platis, George	1950
Pledger, Art	1936-37
Pliskin, Ruebin	1928
Plummer, Thomas	2002
Pohl, Kyle	2012-15
Poindexter, Merce	2005-08
Polansky, Steve	1973
Polena, Jim	1976-77
Polk, David	1999-2000
Polksky, Bert	1900
Pontius, Pat	1935
Pope, Juan	1977-80
Popovich, Steve	1978-80
Porter, Jermaine	1992-94
Post, Tom	1919
Potts, Dylan	2010-11
Poulos, Andrew	1942, 1946-47
Powell, Pat	1994-95
Pratt, Andrew	2012-15
Preer, Carlson	1969-71
Presley, Albert	2012-13
Price, A.J.	2011
Price, Hugh	1899-1900
Pride, Gary	2008-10
Prosuch, Ed	1975, 1977-78
Province, Jared	2009-10
Pruner, Dave	1978
Pughlsley, Jerrod	2010-13
Pung, Ray	1998-99
Putney, Bill	1995
Putt, Edward	1931-32
Putt, Wilson	1891-93
Pyers, Paul	1934
Pyles, Rex	1996-99

Q | Q | Q

Queener, Keith	1991-94
Quigley, Xavier	2016

R | R | R

Rach, Joe	1958-59
Rachel, John	2013-16
Radich, Joe	2002-04
Rafac, Steve	1983-85
Rahach, Mike	1986-89
Rainey, John	1957-58
Rajek, Viktor	2007-08
Ralston, Gary	1989-90
Ranney, Arthur	1912-14
Ransom, Gary	2011-12
Rash, Joe	2008-10
Rea, Dick	1955
Read, Verne	1908-09
Reader, Jamie	1994-97
Redrick, Victor	1999
Reed, Greg	1983-94

Reeder, Yasin	1996
Reese, Brad	1978-81
Reese, Fordyce	1933
Reese, Thomas	1908
Reeves, Jerry	1953-56
Reid, Jermaine	2003-06
Reinke, Brian	2016
Reliford, Marcus	1990
Reliford, Rich	1997-2000
Rendon, Joe	1967
Reynolds, Jim	1982-83
Reynolds, Mark	1994, 1996
Rice, Carl	1948
Rice, Dan	1977-79
Rich, Dan	1963-65
Richards, Carl	1970-72
Richardson, Doug	2009-10
Richardson, Joe	1961-63, 1965
Richert, Carl	1925
Richmond, Josh	2009-12
Ricker, Frank	1969-70
Rickert, Ura	1903
Rienke, Richard	1947
Riles, Nate	1994
Rindfuss, Scott	1987-89
Ringer, Jerell	2002-05
Risch, Walter	1909
Ritley, Tim	1998-2001
Ritossa, Anthony	2011-14
Ritz, Kyle	2015-16
Rizzo, Buster	1951, 1953
Rizzo, Vinnie	2011-12
Robbins, Odell	1990-93
Robertson, Fred	1981-82
Robertson, Pat	1989-91
Robinette, Ryan	2002
Robinson, Charles	1924
Robinson, Darryl	1986
Robinson, Edson	1899-1900
Robinson, Ewing	1925, 1927
Robinson, Fred	1962-64
Robinson, Harold	1988-90
Robinson, John	1957
Robinson, Johnny	2011-14
Robinson, Matt	2000-03
Robinson, Nate	2006-07
Robinson, Robert	1896
Robison, Bill	1994
Rocklin, Darryll	1988-90
Rockwell, Frank	1895-96, 1899-1900

Rockwell, Wade	1903
Rodgers, Matt	2008-10
Rogers, Marty	1978-79
Rogers, Virgil	1915-17
Rogovic, Branko	2008-10
Rohr, Jay	2002-05
Rollence, Jim	1955-56
Roller, Dave	1964-65
Roman, Pat	1955-57
Romantic, Tim	1984-85
Ronsman, Dan	2008-09
Rooney, Chris	1996-97
Root, Jon	2010
Rose, Matt	1992-94
Ross, Don	1913-14
Ross, Scott	1899, 1902
Rossi, Marion	1953-54
Rossi, Nick	2011-14
Roth, Earl	1932
Rothermel, Jerry	1963-66
Rowe, Earl	1942
Royal, Jerome	2008
Rudison, Bill	1987-89
Ruff, Dan	1967-70
Ruhlin, Ben	1997-2000
Rumolo, Joe	1994-96

Russell, Antoine	2010-11
Russell, Lyle	1932
Russell, Montae	2002
Russell, Morgan	1999
Russell, Willard	1926-27
Russo, Mario	1952-55
Ryan, Tyrone	1996-97
Rynolds, Wade	1927

S | S | S

Sabin, Ray	1938
Saccoccia, Reno	1970
Sandilands, Richard	2007-09
Sassano, Joseph	1946
Scacchi, Rick	1974
Scarpitti, Paul	1949-51
Schaad, Barry	1968-69
Schaaf, Bob	1975
Schachner, Joseph	1921
Schechterly, Brad	1992
Schneider, Rick	1995-96
Schember, Phil	1952-54
Schenz, Thomas	1946-47
Schepp, Mike	2004-07
Schidemantle, J.J.	1990-92
Schieb, Raymond	1914
Schier, Leroy	1949-50
Schifino, Jake	1998-2001
Schmittgen, Harold	1930
Schmittgen, Willard	1929-31
Schoch, Eric	1971, 1973
Schoch, Joseph	1923-25
Schooler, Eric	1982-83
Schuett, Fred	1963-65
Schulz, Ryan	1999-2002
Schumaker, Robert	1947
Schutz, Don	1978-81
Schutzbach, Robert	1953
Schwarz, Harry	1940
Sconiers, Keith	2010-14
Scott, DeAndre	2013-16
Scott, Devon	1994-96
Scott, Ned	1910
Scruggs, Gene	1947-48, 1950
Seals, Darrington	1961-64
Seaman, Connor	2012-13
Sekinger, Jason	2007-08
Seiler, Lou	1965-66
Seislove, Tim	1985
Selby, Arthur	1910
Selby, William	1940
Sellers, James	1934
Sellers, Scotty	1937
Semester, Jim	1956-59
Senter, John	2013-15
Senuta, Daniel	1942, 1946-47
Sewell, Almondo	2007-10
Shadie, George	1951-53
Shaffer, Raymond	1924
Shaffer, Stu	1920
Shackelford, Eric	1985-86
Sharp, Edmond	1899-1900
Shaw, Bryan	2000-03
Shead, Shane	2009-11
Shee, Chris	1987-91
Shelby, Jon	2013-14
Sheldon, Brad	2002-03
Shertzer, Brian	1986-87
Shields, Dwayne	1987
Shilling, Bob	1970-71
Shippy, Antonio	2002
Shollenberger, Albert	1929
Shuford, Norman	2009
Shuman, Charles	1968-70
Sidnell, Albert	1911, 1913
Siler, Ray	2007-08

ALL-TIME LETTERWINNERS

Simkovich, Paul 2008-09, 2011
 Simon, Dan 1975-78
 Simon, Frank 1983-84
 Simon, John 1974-75
 Simonetti, Frank 1937-38
 Sine, Jeff 1996
 Singletary, Bob 1988-89
 Sipes, Robert 1933-35
 Skolmutch, Paul 2013
 Skowronek, Ron 1967-68
 Slimon, Anthony 1995, 1997-98
 Sloop, Harold 1930-31
 Small, Lawrence 1984, 1986
 Small, Eric 1995-98
 Small, Otis 1949
 Small, Ramont 1991-93
 Smesko, Al 1956-58
 Smith, Archie 1899
 Smith, Berrett 1942
 Smith, Blake 2008
 Smith, Bob 1986-89
 Smith, Chris 1998-2001
 Smith, Dwight 1997-2000
 Smith, Hal 1948
 Smith, Jared 2003-04
 Smith, Jean 1923-25
 Smith, Jesse 2000-01, 03
 Smith, Josh 2003
 Smith, Josh 2014
 Smith, Kwadarrius 2016
 Smith, L.I. 2011-14
 Smith, Mike 1991-94
 Smith, Nevara 1997-98, 2000
 Smith, Pat 1981-82
 Smith, Ron 1996-99
 Smith, Scott 1998-2001
 Smith, Tom 1980
 Smith, Wilson 1913-14
 Smither, Dave 1979
 Smulbach, Kermit 1934
 Snow, Pat 1978-81
 Snyder, Jim 1963-64
 Sovaccool, James 1950
 Sovlansky, Wayne 1970-72
 Sours, Harold 1913-15
 Sparhawk, Wilson 1932-33
 Sparks, Nick 2001-03
 Spaulding, Richard 2003-05
 Spencer, Willie 1997
 Spessard, Carl 1928-30
 Spessard, Dwight 1923
 Spikes, Tim 1983
 Spindler, Donald 1950
 Springston, Clifford 1927-28
 Spruill, Christopher 2015-16
 Stadtmiller, Alvin 1931-32
 Stams, Frank 1951-53
 Stams, Steve 1983-85
 Stanford, Anthony 1994
 Stansfield, Percy 1913-16
 Stapleton, Jerry 1964-66
 Staten, Marvin 2011
 Stavec, Ernest 1947
 Staycer, Tim 1978-82
 Stec, John 2006-09
 Stein, Robert 2012-15
 Steiner, Adam 2009-12
 Stephens, Mario 1983
 Stevens, Paul 1923
 Stevens, Steve 1920
 Stewart, Cowles 2008, 2010
 Stewart, Vernon 1983-86
 Stidham, Jamie 1996-97
 Stroemple, Greg 1972
 Stokes, Brion 2004-07
 Stone, John 1956-59

Straight, Mitch 2009-12
 Straus, Gary 1975
 Stricklen, Mike 1985-87
 Stocker, Jim 1976
 Stroud, Dennis 1975
 Struckel, John 1967-68
 Stubbs, Tony 1990-91
 Stump, Carl 1921, 1923
 Sturgeon, William 1935-37
 Sturm, Bill 1955-57
 Suber, Aaron 1974-75
 Suber, Marcus 2001
 Succonnino, Antwine 2000
 Suel, Marquelo 2011-12
 Sullivan, Billy 2002-05
 Sullivan, Jack 1939
 Sumler, Doug 1990-91
 Supplee, Mike 1981-84
 Susi, John 1987-89
 Sutter, Dan 1981-83
 Sutton, Doug 2000-01, 03-04
 Sutyak, Chris 1989-92
 Swanson, Fredrick 1902-03
 Swartz, Kevin 1984-85
 Sweat, Zach 2016
 Sweitzer, Alton 1934-36
 Sweitzer, Jeff 1988-91
 Swigart, Clarence 1918-19
 Swiger, Jason 2003-05
 Swing, Tom 1984-85
 Swinegart, Clyde 1915-16, 1919
 Swinehart, Park 1913
 Swires, Howard 1934-35
 Switzer, Travis 2011-14
 Szabo, Ed 1978-80
 Szakos, Bates 2000-03
 Szekely, Steve 1952

T | T | T | T

Taber, Tom 1942, 1947
 Tatton, Clark 1988-91
 Tate, Davanzo 2005-07
 Tausch, Marty 1959-60
 Tawse, Jim 1977-80
 Taylor, Charles 1892-94
 Taylor, David 1892-94
 Taylor, Jason 1993-96
 Taylor, Lawrence 1924-25
 Taylor, Maurice 2000-01
 Taylor, Robert 1948
 Taylor, Ron 1983-86
 Taylor, Vince 1989
 Teiffe, Mike 1984-86
 Testa, Charles 1952
 Tetzel, Mark 2003-04
 Thiry, Matt 1993-96
 Thomas, Greg 1985-86
 Thomas, Harold 1923-24, 1929-30
 Thomas, Mike 2008-10
 Thomas, John 1902-03
 Thomas, John 1993
 Thomas, Joseph 1911-12
 Thomas, Leonard 1988-89
 Thomas, Mac 1971-73
 Thomas, Rick 1965-66
 Thomas, Russell 1920
 Thompson, Jacob 2000
 Thomson, Denny 1964
 Thomson, Doug 1964-65
 Thurman, Greg 1974-76
 Tillett, Sam 1948
 Tipton, Phil 1970-71
 Tomkinson, Leroy 1915-17
 Tonga, Phil 2011
 Topliff, Robert 1952

Torrence, DeVoe 2009
 Toth, Ed 1955-58
 Townsend, Gregg 1985-87
 Townsend, Jim 1954-56
 Trachsel, William 1899-1900
 Traul, Donald 1928
 Travis, Frank 1969-70
 Travis, John 1967-69
 Traylor-Bennett, Mykel 2013-14, 16
 Triplett, Earl 1923-24, 1926
 Trockle, Robert 1946
 Trudeau, Joe 1997-98
 Tsaloff, Carl 1935-37
 Tuley-Tillman, Logan 2016
 Turfe, Chuck 2016
 Turner, Jamel 2012-13
 Turner, James 2012-13, 2015-16
 Tuzze, Joe 2006-09
 Tyler, Gary 1985-88
 Tyson, Isaac 1931
 Tyson, Ron 1965-66

U | U | U | U

Uber, Bob 1966
 Uber, John 1978-80
 Uhlenhake, Ryan 1998-2001
 Ullman, Butch 1971-72
 Ulrich, Al 1920
 Ulrich, Ron 1958-61
 Ulrich, Tony 1963
 Unaitis, Mark 1986-87

V | V | V | V

Valenchek, Jim 1978-79
 VanHorn, Mark 1974-76
 Vanica, Pearl 1924
 VanNostran, Myron 1924
 Vargo, John 1967-69
 Vargo, Ron 1953-54
 Vaughn, Kevin 1997
 Vaughns, Vince 2002-03
 Vedrin, Arnold 1969-71
 Venckus, Daumantas 2015-16
 Verdon, John 1952-54
 Vincent, Dave 1967-70
 Vincent, Shawn 1988-90
 Vital, Jino 2003-04
 Vittel, Peter 1911-12
 Vogt, Robert 1950-52
 Vogt, Walter 1916-17
 Voight, Mike 1978-80
 Volk, Dale 1973-74
 Von Bergen, Rick 2001
 Vosper, Stanley 1936

W | W | W | W

Wackerly, Jared 2009
 Wade, Wayne 1990-93
 Wagner, Brian 2009-11
 Wagner, Francis 1923
 Wagner, John 1924-26
 Wahl, Frank 1946-47
 Waldsmith, Ralph 1911-13
 Walker, Andre 2004-07
 Walker, Bruce 1970-72
 Wallace, Tim 1982-85
 Waller, Manley 2008-11
 Walter, Dave 1965-67
 Warburton, Jamie 1979-81
 Ward, Josh 2016
 Ward, Mike 2007-10
 Warfield, Vince 1947
 Wargo, Frank 1924-25
 Warner, John 1940

Warren, Mack 1993-95
 Washer, William 1900
 Washington, James 1997-2000
 Washington, Ty 1999-2002
 Watkins, Mike 1971
 Watson, Steve 1977
 Watters, Harvey 1895-96
 Watters, William 1913
 Watters, Thomas 1934-37
 Weary, Earl 1902
 Weaver, Diamond 2009-10
 Webb, Chuck 1995-98
 Webb, Tenarus 1993-94
 Weber, Gordon 1950
 Weber, Kyle 2009-10
 Webster, Carlos 1891-94
 Weeks, Chalmer 1910
 Weeks, Charles 1891
 Weeks, Conrad 1913-14
 Weems, Marcel 1990-93
 Wehner, Jim 1961-64
 Weirich, Glen 1975
 Weisend, Robert 1947
 Weishampel, Joe 1970
 Weiss, Jim 1957
 Welker, Waldo 1917
 Welling, Jim 1963-67
 Wentz, Edward 1919-20
 Werner, Edward 1895-96
 Wert, Carl 1918
 Wessman, Dan 1996-99
 West, Tarik 1995-97
 Whalen, Charles 1918-19
 Whalen, George 1920-22
 White, Brian 2002-05
 White, Charles 1942, 1947-48
 White, Gene 1954-56
 White, James 1977-81
 White, Matt 1996
 White, Richard 1923-24
 Whitsel, Byron 1895
 Whitt, Carl 1995-98
 Whitt, Roy 1988-89
 Whitten, James 1938
 Wiener, John 1955-56
 Wiggins, Jason 1998-2000
 Wilborn, Derek 1997-2000
 Wilhelm, Tom 1973-74
 Wilhoit, Joseph 1910
 Wilkerson, Jermel 1992, 1994
 Wilkes, Tim 2003-04
 Wilkins, David 1987
 Wilkins, William 1940-42
 Wilkinson, Raymond 1924-25
 Williams, Aaron 2008-09
 Williams, Brandon 2006-08
 Williams, Brennan 2015-16
 Williams, Bryan 2007-08
 Williams, Charles 1908
 Williams, Curtis 1986-89
 Williams, Dalton 2012
 Williams, Donte 2013
 Williams, Doug 2005-08
 Williams, Edward 1964
 Williams, Greg 2001-02
 Williams, Isaiah 2011-12, 14-15
 Williams, Jamar 2010-11
 Williams, Jeff 1988-90
 Williams, Jermaine 1998-2000
 Williams, John 1954-56
 Williams, Joseph 1942
 Williams, Kenny 1991-93
 Williams, Kris 2001-02
 Williams, Mike 1977-79
 Williams, Newman 2015-16
 Williams, Roger 1955

Williams, Terry 1930, 1933
 Williams, Tyler 2011-14
 Williamson, Orlando 1999
 Wills, Andy 2002, 04-06
 Wilyard, Eldrid 1922-23
 Wilson, Andrew 1999-2001
 Wilson, Andy 1994, 1996
 Wilson, Darwin 1992-94
 Wilson, Glen 1950-52
 Wilson, Leon 1937
 Wilson, Miles 1929
 Wilson, Oren 2011
 Wilson, Wade 1895
 Windley, Redell 1977-78
 Winslow, Brian 1971-73
 Winters, Dale 1950-52
 Winters, Paul 1977-79
 Wise, Crile 1918, 1921
 Wise, Jon 1960-62
 Wise, William 1892-94
 Witkowski, Tim 1991
 Witwer, Frank 1928-30
 Wixcey, Ray 1951
 Wolf, Austin 2014-16
 Wolf, Bob 1973-77
 Wolfe, Shannon 1987-90
 Wolford, Bill 1961-63
 Woodruff, Derrick 1996
 Woods, Corey 2007-10
 Woodson, Thomas 2014-16
 Wozzley, Harry 1918
 Wright, Rick 1956
 Wrigley, Dave 1981-82
 Wurts, Bernie 1984-86

Y | Y | Y | Y

Yackee, Burt 1912-15
 Yauger, Robert 1961-64
 Yeow, Cam 2003-04
 Yerrick, Harvey 1893
 Yost, Gary 1971-74
 Young, Anthony 2015-16
 Young, Mike 1998-2001
 Young, Reggie 1994-96

Z | Z | Z | Z

Zaher, Joseph 1946
 Zazula, Frank 1937-39
 Zemla, Joseph 1935-37
 Zetts, Tim 2009
 Zgonc, Chad 1994-97
 Zimmerman, Guy 1909-12
 Zuercher, Matt 1998-2001
 Zwisler, Don 1965-68
 Zwisler, Joe 1968-70



ZIPS IN THE PROS



ZIPS IN THE NFL DRAFT

Year	Rd	Pick	Overall Pick	Player.....	Pos.	Team
1941	22	6	203	Mike Fernella.....	T	Philadelphia
1967	13	23	338	Al Kerkian	DE	Dallas
	16	18	411	Don Williams.....	WR	Cleveland
1968	12	7	307	Paul Paxton	T	Miami
1969	11	25	285	Ken Delaney	T	Baltimore
1987	7	10	178	Chris Kelley	TE	Pittsburgh
1989	10	23	274	John Buddenberg	T	Cleveland
1993	8	29	224	Daron Alcorn.....	K	Tampa Bay
1997	3	13	73	Jason Taylor	DE	Miami
2001	3	22	84	Dwight Smith	FS	Tampa Bay
2002	5	16	151	Jake Schifino	WR	Tennessee
2005	3	3	67	Charlie Frye	QB	Cleveland
2006	4	33	130	Domenik Hixon.....	WR	Denver
2007	3	26	88	Andy Alleman	G	New Orleans
2008	4	15	114	Reggie Corner.....	CB	Buffalo
2016	5	35	175	Jatavis Brown	LB	San Diego



JATAVIS
BROWN

AKRON FOOTBALL



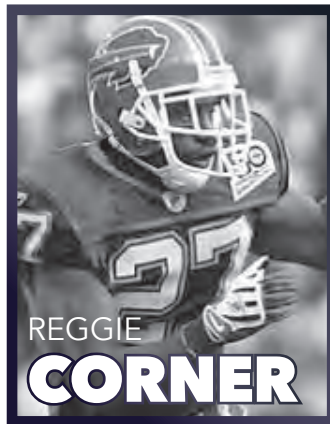

ALL-TIME ZIPS IN THE NFL

[as of July, 2017]

Name	Pos.	Team	Years
Andy Alleman	OL	New Orleans Saints	2007
		Miami Dolphins	2008
		Kansas City Chiefs	2009
Brandon Anderson.....	DB	Tampa Bay Buccaneers	2009-10
Bruce Bierce.....	E	Akron Pros#	1920-22, 1925
		Cleveland Indians	1923
		Cleveland Bulldogs	1924
James Black.....	RB	Cleveland Browns	1984
Chase Blackburn.....	LB	New York Giants	2005-12
		Carolina Panthers	2013-14
		St. Louis Rams	2004-05
Matt Brake	TE	Los Angeles [San Diego] Chargers	2016-present
Jatavis Brown	LB	Cleveland Browns	1987
John Buddenberg	OL	Jacksonville Jaguars	2015
Nordly Capi	DE	Atlanta Falcons	2016
	LB	Arizona Cardinals	2017-present
Jalil Carter	DB	Minnesota Vikings	2014-15
Matt Cherry.....	WR	Jacksonville Jaguars	2004
		Cincinnati Bengals	2005
		Carolina Panthers	2006
Jawon Chisholm	RB	Pittsburgh Steelers	2015
Mike Clark*.....	RB	Pittsburgh Steelers	1987
Rodney Coe	DT	Dallas Cowboys	2016
		Tampa Bay Buccaneers	2016
		Jacksonville Jaguars	2016
		Seattle Seahawks	2017-present
Reggie Corner.....	DB	Buffalo Bills	2008-11
Carl Daum.....	E	Akron Pros#	1922-26
Konrad Dean.....	OL	Seattle Seahawks	2002-03
		Jacksonville Jaguars	2004
Zach D'Orazio	WR	New England Patriots	2015
Charlie Frye.....	QB	Cleveland Browns	2005-07
		Seattle Seahawks	2007-08
		Oakland Raiders	2009-10
Victor Green.....	DB	New York Jets	1993-2001
		New England Patriots	2002
		New Orleans Saints	2003
J.D. Griggs	DL	Jacksonville Jaguars	2012
Jeff Grzeskowiak	OL	Chicago Bears	2002
Arthur Haley	B	Canton Bulldogs	1920
		Akron Pros#	1923
Mike Hayes.....	P	Pittsburgh Steelers	2003
Domenik Hixon	WR	Denver Broncos	2006-07
		New York Giants	2008-12
		Carolina Panthers	2013
Larry Hope.....	DB	Miami Dolphins	2017-present
Mike Johnson.....	QB	Arizona Cardinals	1990
Bryce Jones	DB	Houston Texans	2017-present
Chris Kelley*.....	TE	Cleveland Browns	1987
Jerome Lane.....	WR	New York Giants	2017-present
Shawn Lemon.....	LB	Pittsburgh Steelers	2015
Robert Lyons.....	DB	Cleveland Browns	1989
Louis Mackey.....	LB	Dallas Cowboys	2001-02
Justin March-Lillard..	LB	Kansas City Chiefs	2015-present
Jamal Marcus	DL	Cleveland Browns	2017-present
Ryan Myers.....	LB	New York Jets	2004-06
JoJo Natson	WR	Indianapolis Colts	2017-present
Ron Pasquale*.....	OL	St. Louis Cardinals	1987
Jarrod Pughsley	G	Kansas City Chiefs	2014-16
		Baltimore Ravens	2017-present
Jamie Reader.....	FB	Miami Dolphins	1998
		Philadelphia Eagles	2001
Jake Schifino	WR	Tennessee Titans	2002-04
		New England Patriots	2004-05
		Houston Texans	2006
Dwight Smith	DB	Tampa Bay Buccaneers	2001-04
		New Orleans Saints	2005
		Minnesota Vikings	2006-07
		Detroit Lions	2008
Jason Taylor	DE	Miami Dolphins	1997-07, 2009, 2011
		Washington Redskins	2008
		New York Jets	2010
Mike Teifke*.....	OL	Cleveland Browns	1997
Shawn Vincent.....	DB	Pittsburgh Steelers	1991
Raph Waldsmith.....	OL	Cleveland Indians	1921
		Canton Bulldogs	1922
Don Williams.....	WR	Cleveland Browns	1967
Isaiah Williams.....	OL	Washington Redskins	2016-present

* - Active roster for strike replacement games only

ZIPS IN THE PROS



ZIPS IN THE SUPER BOWL

Name	Pos.	Team	Years	Champs
Chase Blackburn	LB	New York Giants	XLII 2/3/08	*
		New York Giants	XLVI 2/5/12	*
Domenik Hixon	WR	New York Giants	XLII 2/3/08	*
		New York Giants	XLVI 2/5/12	*
Dwight Smith	DB	Tampa Bay Buccaneers	XXXVII 1/26/03	*

ZIPS IN THE PRO BOWL

Name	Pos.	Team	Years
Jason Taylor	DE	Miami Dolphins	2000, 2002, 2004, 2005, 2006, 2007

ZIPS IN THE NFL HALL OF FAME

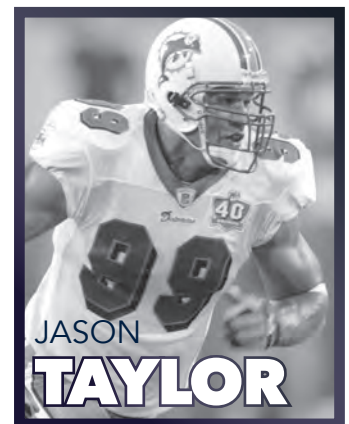

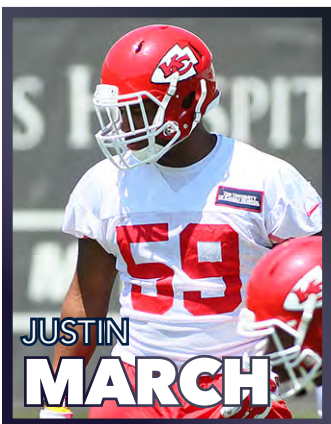
Jason Taylor	DE	Miami Dolphins	2017 Class
--------------	----	----------------	------------

ZIPS ON THE NFL ALL-ROOKIE TEAM

Jatavis Brown	LB	Los Angeles Charger	2016
---------------	----	---------------------	------

ZIPS' NFL FACTS

- Domenik Hixon won two Super Bowl titles with the New York Giants (XLII, XLVI).
- Jason Taylor is the most decorated Zip to play in the NFL, winning two AFC Defensive Player of the Year and one AP Defensive Player of the Year awards. He will become the first Zip to be inducted into the Pro Football Hall of Fame in Canton in August 2017.
- Chase Blackburn's fourth-quarter interception of New England Patriots' Tom Brady in Super Bowl XLVI kept the game 17-15. The Giants went on to win the game, 21-17, giving Blackburn his second Super Bowl ring.
- Dwight Smith became the first player in NFL history to return two interceptions for touchdowns in Super Bowl history, doing so in Tampa Bay's 48-21 win over Oakland in Super Bowl XXXVII.





ZIPS IN THE CFL DRAFT

Year	Rd	Pick	Overall		Player..... Pos.	Team
			Pick	Pick		
2005	1	2	2		Cam Yeow LB	Ottawa
2006	2	1	9		Jermaine Reid DT	Hamilton
2007	1	6	6		Jabari Arthur WR	Calgary
	2	2	10		Jason Nedd S	Edmonton
2012	5	6	36		Hasan Hazime..... DE	Edmonton

ALL-TIME ZIPS IN THE CANADIAN FOOTBALL LEAGUE (CFL)

[as of July, 2016]

Name	Pos.	Team	Years
Jabari Arthur	WR	Calgary Stampeders	2008, 2010-15
		Winnipeg Blue Bombers	2009
Jalil Carter	DB	Toronto Argonauts	2012-14
J.D. Griggs	DL	Winnipeg Blue Bombers	2013
Hasan Hazime	DL	Saskatchewan Roughriders	2013-16
		Hamilton Tiger-Cats	2013-15
Mike Johnson	QB	British Columbia Lions	1992-93
		Shreveport Pirates	1994-95
Dwayne LeFall	DL	Saskatchewan Roughriders	2005
Shawn Lemon	DL	Toronto Argonauts	2016-Present
		Ottawa Redblacks	2015
		Calgary Stampeders	2013-14
		Edmonton Eskimos	2012
		Saskatchewan Roughriders	2011
Louis Mackey	LB	Montreal Allouettes	2006
Rickey McKenzie	DB	Montreal Allouettes	2004-05
Jason Nedd	DB	Hamilton Tiger-Cats	2007; 2008
		Edmonton Eskimos	2007
Jermaine Reid	DL	British Columbia Lions	2013
		Edmonton Eskimos	2011-12
		Hamilton Tiger-Cats	2007-10
Almondo Sewell	DL	Edmonton Eskimos	2011-Present
Davanzo Tate	DB	Calgary Stampeders	2009
James Washington	QB	Hamilton Tiger-Cats	2001-02
Cam Yeow	LB	Calgary Stampeders	2006
		Ottawa Renegades	2005

ALL-TIME ZIPS IN THE ARENA FOOTBALL LEAGUE (AFL)

Name	Pos.	Team	Years
Daron Alcorn	K	Portland Thunder	1997-99
		Oklahoma Defenders	2000
		San Jose SaberCats	2001-03
		Las Vegas Gladiators	2004
Brandon Anderson	DB	Arizona Rattlers	2012
		Cleveland Gladiators	2013
Adam Bice	OL	Cleveland Gladiators	2017-present
Jalil Carter	DB	Cleveland Gladiators	2012
John Clark	FB/LB	Cincinnati Commandos	1993
		Chicago Bruisers	1994
		Las Vegas Sting	1994
		Orlando Predators	1996-97
		Los Angeles Avengers	2000
Konrad Dean	OL	Philadelphia Soul	2005
		Las Vegas Gladiators	2007
		New Orleans Voodoo	2008
Eric Drakes	OL/DL	Orlando Predators	1992-99
		Los Angeles Avengers	2000
Gabriel Gonzalez	DL	Grand Rapids Rampage	2008
Ozzie Jackson	WR/DB	Albany Firebirds	1992-94
		St. Louis Stampede	1995
Michael Johnson	QB	Orlando Predators	1994
Andre Jones	DB	Milwaukee Mustangs	2011
		San Jose SaberCats	2012
		San Antonio Talons	2013
		Los Angeles Kiss	2014
Kiki Gonzalez	DL	Grand Rapids Rampage	2008
Dwayne Lefall	OL/DL	Arizona Rattlers	2011
		Milwaukee Mustangs	2011-12
Shawn Lemon	DL	San Jose SaberCats	2012
		Orlando Predators	2012
Brian Moran	WR/DB	Pittsburgh Gladiators	1988
John Motton	LB	Iowa Barnstormers	1997-2000
		Buffalo Destroyers	2001-02
		Columbus Destroyers	2004
Vinnie Rizzo	OL	Cleveland Gladiators	2014
Almondo Sewell	DL	Cleveland Gladiators	2012
John Shannon	OL/DL	Orlando Predators	1993
Wayne Wade	DS	Milwaukee Mustangs	1995-2000
Mike Ward	OL/DL	Cleveland Gladiators	2012
Bryan Williams	DB	Pittsburgh Power	2011-12

ALL-TIME ZIPS IN OTHER PRO LEAGUES

Name	Pos.	Team (League)	Years
Park Crisp	OL	Akron Pros (Ohio League)#	1919
Oliver Driesbach	OL	Akron Pros (Ohio League)#	1919
Edward Kregenow	E	Cleveland Panthers (AFL)	1926
Raph Waldsmith	OL	Akron Pros (Ohio League)#	1919

#The Akron Pros competed in the Ohio League from 1908-1919 before moving to the NFL from 1920-26.



RECORDS





TEAM SINGLE-GAME RECORDS | OFFENSE

TOTAL OFFENSE

Plays	98	at Virginia	9-21-02
	97	vs. Morgan State	9-15-12
	97	vs. Indiana State	9-29-79
Yards Gained	753	vs. Morgan State	9-15-12
	692	vs. Howard	9-20-03
	653	vs. Youngstown State	11-8-69

RUSHING

Attempts	79	vs. Indiana (Pa.)	11-13-71
Yards Gained	503	vs. Northern Arizona	9-28-91
Fewest Yards Gained	-74	at Ohio	9-29-51
Touchdowns	7	at Wooster	10-29-55

PASSING

Attempts	63	vs. Bowling Green	11-4-14
	59	vs. Morgan State	9-15-12
	59	vs. Memphis	12-26-05
	56	at Northern Illinois	10-12-13
	54	at Florida International	9-8-12
	54	vs. Central Florida	8-30-12
Passes Completed	44	vs. Morgan State	9-15-12
	36	vs. Kent State	8-28-03
	34	vs. Massachusetts	11-10-12
	34	vs. Memphis	12-26-05
	33	vs. Eastern Michigan	11-4-14
	33	at Central Michigan	10-27-12
Passes Intercepted	7	vs. Middle Tennessee	11-16-85
	7	at Wittenberg	11-14-59
	7	at Wittenberg	9-21-57
Yards Gained	565	vs. Morgan State	9-15-12
	455	vs. Memphis	12-26-05
	446	vs. Miami (Ohio)	9-29-12
	436	vs. Miami (Ohio)	11-20-04
	425	vs. VMI	9-3-16
	417	at Central Michigan	11-8-03
	413	vs. Northern Illinois	12-1-05
	407	vs. Kent State	8-28-03
	406	vs. Northern Illinois	9-24-05
Fewest Yards Gained	14	at Baldwin-Wallace	10-31-59
Touchdown Passes	6	vs. VMI	9-3-16
	6	vs. Morgan State	9-15-12
	5	vs. Howard	8-28-14
	5	at Florida International	9-8-12
	5	vs. Northern Illinois	9-24-05
	5	vs. Oberlin	11-5-55

PUNTING/PUNT RETURNS

Punts	16	vs. Youngstown State	11-2-40
Yards on Punts	613	at Virginia Tech (13 punts)	11-2-89
Highest Avg. per Punt			
Min. 5 punts	51.8	at Cincinnati (5 for 259)	11-21-92
Min. 10 punts	47.8	at Virginia Tech (13 for 613)	9-2-89
Punt Returns	9	vs. New Mexico State	11-5-88
	9	vs. Butler	9-18-71
Yds on Punt Returns	133	vs. Northern Arizona	11-4-89
Highest Avg. Gain per Return			
Min. 4 returns	33.2	vs. Northern Arizona (4 for 133)	11-4-89

SCORING

Points	66	vs. Morgan State	9-15-12
	65	at Marshall	9-17-16
	65	vs. Howard	9-20-03
	65	vs. Eastern Michigan (3 OT)	11-24-01
	60	vs. Youngstown State	11-8-69
Points in a loss	49	vs. Miami (Ohio)	9-29-12
	39	at Youngstown State (40-39)	11-22-86
Points in One Quarter	36	at Denison (2nd)	11-8-58
	35	vs. Howard (1st)	9-20-03
	34	at Marshall (2nd)	9-17-16
	28	vs. Cal Poly (2nd)	10-11-03
	28	at Indiana (Pa.) (2nd)	11-14-70
	26	at Eastern Michigan (2nd)	10-10-15
	24	vs. Morgan State (3rd)	9-15-12
	24	at Central Michigan (2nd)	11-8-03
	24	vs. Baldwin-Wallace (1st)	11-9-68
Points in One Half	48	vs. Howard (1st)	9-20-03
	45	vs. Morgan State (2nd)	9-15-12
	42	vs. Youngstown State (1st)	11-5-83
	42	at Indiana (Pa.) (1st)	11-14-70
TD Scored	9	vs. Youngstown State	11-8-69
	9	at Otterbein	10-8-55
	8	at Marshall	9-17-16
	8	vs. Morgan State	9-15-12
Players to Score (Game)	11	at Otterbein (58-0)	10-8-55
Extra Points (Kick)	9	vs. Morgan State	9-15-12
	8	at Marshall	9-17-16
	8	vs. Howard	9-20-03
	8	vs. Eastern Michigan	11-24-01
FG Attempted	6	at Connecticut	10-25-03
	6	vs. Temple	11-7-92
	6	vs. Northern Michigan	10-12-74
FG Made	5	vs. Temple	11-7-92
	5	at Bowling Green	9-28-85
	5	at Eastern Illinois	11-17-79
Largest Victory Margin	62	vs. Western Reserve Acad. (66-4)	1893
	60	vs. Morgan State (66-6)	9-15-12
	58	vs. Howard (65-7)	9-20-03
	58	at Otterbein (58-0)	10-8-55
	58	vs. Hiram (58-0)	1928

FIRST DOWNS

First Downs	43	vs. Morgan State	9-15-12
	37	vs. Howard	9-20-03
	35	vs. Liberty	10-12-02
	34	vs. Northern Arizona	9-28-91
Fewest First Downs	3	at Ohio State	9-8-07
	3	vs. Wittenberg	11-10-62
First Downs by Rush	31	vs. Indiana (Pa.)	11-13-71
First Downs by Pass	29	vs. Morgan State	9-15-12

FUMBLES

Fumbles	13	vs. Baldwin-Wallace	11-15-58
Fumbles Lost	6	at Indiana State	10-2-76

PENALTIES

Penalties	17	vs. Morehead State	9-18-76
Most Yards Penalized	175	vs. Morehead State	9-18-76

TEAM SINGLE-GAME RECORDS | DEFENSE

TEAM SEASON RECORDS

TOTAL DEFENSE

Fewest Yds Allowed/Gm	169.2 (1,523 yds in 9 games)	1958
Lowest Avg Allowed/Play	3.1 (1,523 yds in 484 plays)	1958

RUSHING

Fewest Yds Allowed/Gm	81.5 (897 yds in 11 games)	1968
Lowest Avg Allowed/Rush	1.8 (897 yds in 502 att)	1968

PASSING

Fewest Yds Allowed/Gm	35.8 (322 yds in 9 games)	1958
Fewest TDs Allowed	0	1958
Interceptions	26	1977

SCORING

Fewest Points Allowed per Game (before 1930)	7.1 (71 pts in 10 games)	1929
(since 1930)	5.76 (50 pts in 9 games)	1933
Most Points Allowed	462	2011
	435	1997
Most Pts Allowed/Gm	39.5 (435 pts in 11 games)	1997
	38.5 (462 pts in 12 games)	2011
	35.1 (421 pts in 12 games)	2010
	35.7 (428 pts in 12 games)	2012
	33.5 (403 pts in 12 games)	2016
	31.6 (379 pts in 12 games)	2002

TOTAL DEFENSE

Fewest Yards Allowed	-5	at Otterbein (-18 rushing, 13 passing)	10-8-55
Most Plays Allowed	94	vs. James Madison	9-7-13
	92	vs. Miami (Ohio)	9-30-00
	92	vs. Bowling Green	9-20-97
	92	vs. Western Kentucky	11-15-69
	92	vs. Central Michigan	9-14-02
Most Yards Allowed	705	at Tennessee	9-22-12
	644	at Nebraska	8-30-97
	633	vs. Miami (Ohio)	9-29-12
Fewest First Downs	3	at Heidelberg	10-14-61
	3	vs. Baldwin-Wallace	11-15-58
	3	vs. Morgan State	9-12-09

RUSHING DEFENSE

Fewest Rushes Against	12	at Rhode Island (53 yards)	11-30-85
Fewest Rushing Yards	-50	vs. Western Kentucky	9-15-84
Most Rushes Against	74	at Indiana State	11-6-71
Most Rushing Yards	489	vs. Kent State	11-6-54

PASSING DEFENSE

Fewest Attempts	0	vs. Ohio	10-25-97
Fewest Completions	0	multiple times (last vs. Ohio,	10-25-97)
Fewest Yards	-7	vs. Mount Union	11-9-57
Most Attempts	70	at Rhode Island	11-30-85
Most Completions	43	at Rhode Island	11-30-85
Most Yards	516	vs. Miami (Ohio)	9-29-12
Most Touchdowns	7	at Western Michigan	11-25-11
Most Passes Intercepted	7	vs. Bradley	10-28-67
	7	vs. Kent State	11-9-40
	7	vs. Baldwin-Wallace	10-23-37
Most Yds on Int Ret	99	at Kent State	10-10-98
TDs on Int Returns	2	vs. Northern Arizona	11-4-89
	2	at Tennessee Tech	11-1-86
	2	at Cincinnati	9-17-11

TURNOVERS

Most Opponents' TOs:	8	vs. Temple (2 fum and 6 Ints)	11-7-92
	8	at Indiana State (6 fum and 2 ints)	10-2-76
Most Fumbles Caused	10	vs. Wittenberg	9-27-52
Most Fumbles Rec.	6	at Tennessee Tech	10-29-83
	6	at Indiana State	10-2-76

SACKS

Most Sacks	9	vs. Miami (Ohio)	10-11-14
	9	at UCF	10-16-04



JOJO
NATSON



TEAM SEASON RECORDS | OFFENSE

TOTAL OFFENSE

Plays	963	2005
	948	2012
	947	1976
Yards	5,643	2003
	5,126	2012
	4,996	2005
Yards Gained per Game	470.2 (5,643 yds in 12 games)	2003
	427.2 (5,126 yds in 12 games)	2012
	418.3 (4,183 yds in 10 games)	1969
Average Gain per Play	6.1 (5,643 yds on 923 plays)	2003
	6.0 (4,649 yds on 776 plays)	2016
	5.9 (4,589 yds on 778 plays)	2000

RUSHING

Attempts	762	1976
Yards	3,193	1976
Yards per Game	283.6 (3,120 yds in 11 games)	1986

PASSING

Attempts	583	2012
	541	2005
	528	2014
	449	2003
Completions	364	2012
	287	2003
	284	2014
	284	2005
Yards	3,753	2012
	3,736	2003
	3,601	2005
	3,063	2016
	2,995	2014
	2,962	2002
Yards per Game	312.8 (3,758 yds in 12 games)	2012
	311.3 (3,736 yds in 12 games)	2003
	277.0 (3,601 yds in 13 games)	2005
Gain per Completion	17.3 (106 rec. for 1,835 yds)	1969
Attempts per Game	48.6 (583 att in 12 games)	2012
	44.0 (528 att in 12 games)	2014
	41.6 (541 att in 13 games)	2005
	37.4 (449 att in 12 games)	2003
Completions per Game	30.3 (364 comp in 12 games)	2012
	23.9 (287 comp in 12 games)	2003
	23.7 (284 comp in 12 games)	2014
	22.1 (265 comp in 12 games)	2002
	21.8 (284 comp in 13 games)	2005
	20.3 (223 comp in 11 games)	2004
Highest Pct Completed (Min. 150 atts.)	65.6 (265 of 404)	2002
	63.9 (287 of 449)	2003
	63.3 (223 of 352)	2004
Touchdown Passes	30	2012
	25	2016
	24	2005
	22	2003
TD Passes per Game	2.50 (30 in 12 games)	2012
	2.08 (25 in 12 games)	2016
	1.85 (24 in 13 games)	2005
	1.83 (22 in 12 games)	2003
	1.80 (18 in 10 games)	1969

FIRST DOWNS

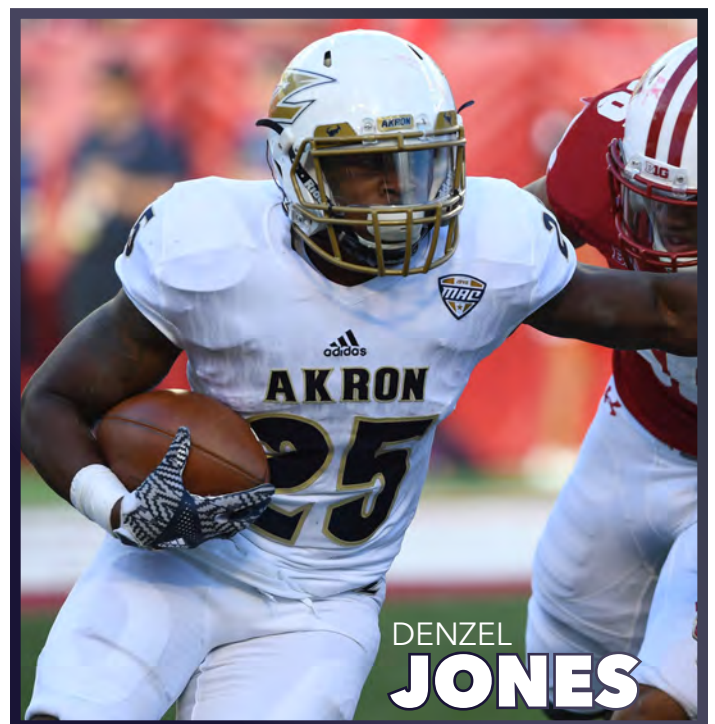
Total	295	2003
	287	2012
	278	2002
Per Game	24.6 (295 in 12 games)	2003
	23.9 (287 in 12 games)	2012
	23.2 (278 in 12 games)	2002
By Rush	148	1986
By Pass	180	2012
	170	2003
	154	2005

SCORING

Points	435	2003
	333	2000
Points Scored per Game	39.4 (276 in 7 games)	1893
	36.3 (435 in 12 games)	2003
	31.6 (316 in 10 games)	1969
Pts in Consecutive Games	118	1893
	52-4 vs. Massillon A.C.	
	66-4 vs. Western Reserve Academy	
	106	2001
	41-14 at Buffalo	
	65-62 vs. Eastern Michigan	
	105	1968
	46-0 vs. Illinois State	
	59-19 vs. Baldwin-Wallace	
Touchdowns	55	2003
	45	1968
	44	2002
Extra Points (Kick)	54	2003
	40	2002
Field Goals	19	1985

PUNTING

Number	84	2011
Highest Average	44.9 (42 punts)	1948



DENZEL JONES

MISCELLANEOUS TEAM RECORDS

CONSECUTIVE RECORDS

Victories	11	1969-70 and 1929-30
	9	1970-71
	8*	2015
	8	1961-62
Losses	6	1976, 1957, 1958, 1953, 1937
	11	1950-51
Games w/out Being Shutout	11	2010, 2012
	66	1998 to 9-18-2004
	66	9-10-2011 to 10-15-2016
Wins by Shutout	49	1967-72
	7	1929

* FBS

INDIVIDUAL RECORDS

Games Played	51	Alex Allen	2005, 07-10	
	49	Imani Davis	2012-15	
	49	Cody Grice	2012-15	
	49	Zach Paul	2012-15	
	49	Robert Stein	2012-15	
	48	Adam Steiner	2009-12	
	48	Jake Anderson	2008-11	
	48	Almondo Sewell	2007-10	
	48	Jall Carter	2007-10	
	48	Mike Ward	2007-10	
	48	Corey Woods	2007-10	
	48	Reggie Corner	2004-07	
	48	Kris Kasperek	2004-07	
	48	Brion Stokes	2004-07	
	48	Jason Giachetti	2003-06	
	48	Kiki Gonzalez	2003-06	
	48	Domenik Hixon	2002-05	
	Games Started	49	Cody Grice	2012-15
		48	Reggie Corner	2004-08
		46	Aaron Conley	2001-04
		44	Domenik Hixon	2002-05
		44	Charlie Frye	2001-04
		44	Pierce Joiner	1986-89
		44	Mike O'Connor	1988-91
	Consecutive Games Started	44	Kevin Kuntz	1995-98
		49	Cody Grice	2012-15

AKRON MILESTONES

First Game	Western Reserve Academy, 1891
First Win	Western Reserve Academy, 22-6, 1891
First Loss	Kenyon, 42-0, 1891
First Tie	Case Tech, 0-0, 1900
First Bowl Game	Grantland Rice vs. Louisiana Tech, 12-14-68
First Bowl Win	Knute Rockne vs. Northern Mich., 29-26 (ot), 12-4-76
First D-I Bowl Game	Motor City vs. Memphis, 12-26-05
First D-I Bowl Game Win	Famous Idaho Potato Bowl, 12-22-15

MILESTONE WINS, ALL OPPONENTS

1st:	vs. Western Reserve Academy (22-6), 1891
25th:	vs. Findlay (6-0), 1909
50th:	vs. Baldwin-Wallace (53-0), 1916
100th:	vs. Kent State (8-6), 1928
150th:	vs. Western Michigan (6-0), 1938
200th:	at Mount Union (41-6), 11-10-56
250th:	vs. Wittenberg (14-0), 10-8-66
300th:	at Ball State (26-21), 9-28-74
350th:	vs. Austin Peay (42-7), 11-20-82
400th:	vs. Arkansas State (28-23), 10-29-91
450th:	vs. Howard (65-7), 9-20-03
475th:	vs. Western Michigan (39-38), 10-6-07
500th:	at Louisiana (35-14), 9-26-15

MILESTONE WINS, COLLEGIATE

1st:	vs. Denison (4-0), 1892
25th:	vs. Marietta (22-11), 1910
50th:	vs. Hiram (27-0), 1919
100th:	vs. Case Tech (14-0), 1929
150th:	vs. Kent State (23-7), 11-9-40
200th:	vs. Heidelberg (11-0), 10-11-58
250th:	at Bradley (27-13), 10-12-68
300th:	vs. Morehead State (26-6), 9-18-76
350th:	vs. Morehead State (27-3), 10-14-84
375th:	vs. New Mexico State (52-7), 11-5-88
400th:	at Temple (31-7), 10-23-93
425th:	at Bowling Green (27-21), 10-7-00
450th:	vs. Northern Illinois (48-42, OT), 9-24-05
475th:	vs. Morgan State (66-6), 9-15-12

MILESTONE WINS, FBS (since 1987)

1st:	vs. Eastern Michigan (17-16), 9-19-87
25th:	vs. Toledo (23-20), 9-12-92
50th:	vs. Temple (25-15), 9-18-99
100th:	at Army (22-3), 9-20-08
125th:	vs. Buffalo (42-21), 11-21-15

BEST RECORDS BY WIN PERCENTAGE

1969	.900 (9-1-0)
1929	.900 (9-1-0)
1930	.875 (7-1-0)
1957	.833 (7-1-1)
1976	.800 (8-2-0)
1971	.800 (8-2-0)
1962	.778 (7-2-0)
1937	.778 (7-2-0)
1910	.778 (7-2-0)
1968	.750 (7-2-1)
1985	.727 (8-3-0)
1983	.727 (8-3-0)





RUSHING RECORDS

YARDS GAINED

Quarter	135 by James Black (2nd)	vs. Youngstown State, 11-5-83
Half	190 by James Black (1st)	vs. Youngstown State, 11-5-83
Game	295 by James Black	at Austin Peay, 11-19-83
Season	1,786 by Mike Clark	1986
Career	4,257 by Mike Clark	1984-86

YARDS PER GAME

Season	162.4 by Mike Clark (1,786 yds in 11 games)	1986
Career	133.0 by Mike Clark (4,257 yds in 32 games)	1984-86

YARDS BY CLASS

Freshman		
Game	188 by Jawon Chisholm	vs. VMI, 9-24-11
Season	961 by Jawon Chisholm	2011
Sophomore		
Game	243 by Ron Tyson	at Northern Illinois, 1966
Season	1,172 by Mike Clark	1984
Junior		
Game	240 by Bobby Hendry	vs. Liberty, 10-12-02
Season	1,299 by Mike Clark	1985
Senior		
Game	295 by James Black	at Austin Peay, 11-19-83
Season	1,786 by Mike Clark	1986

RUSHING ATTEMPTS

Quarter	15 by James Black (4th)	at Austin Peay, 11-19-83
Half	29 by James Black (2nd)	at Austin Peay, 11-19-83
Game	52 by James Black	at Austin Peay, 11-19-83
	48 by Paul Winters	at Eastern Illinois, 11-17-79
	48 by Mike Clark	at Western Kentucky, 10-5-85
Season	351 by James Black	1983
Career	804 by Mike Clark	1984-86

RUSHES PER GAME

Season	31.9 by James Black (351 att in 11 games)	1983
Career	25.1 by Mike Clark (804 att in 32 games)	1984-86

RUSHING TOUCHDOWNS

Game	5 by Bobby Hendry	vs. Eastern Mich., 11-24-01
	5 by Terry Cameron	vs. Northern Iowa, 11-18-78
Season	17 by Dennis Kennedy	2008
Career	39 by Brandon Payne	1999-2002

GAMES GAINING 100 YARDS OR MORE

Season	9 by Mike Clark	1986
Career	24 by Mike Clark	1984-86

CONSECUTIVE GAMES GAINING 100 YARDS OR MORE

6 by Mike Clark	1985 (9/14-10/19); 1986 (10/16-11/21)
-----------------	--

GAMES GAINING 200 YARDS OR MORE

Season	3 by Mike Clark	1986
Career	4 by Mike Clark	1984-86

YARDS GAINED IN CONSECUTIVE GAMES

2 Games	541 by James Black	1983
	246 vs. Youngstown State and 295 at Austin Peay	
3 Games	682 by James Black	1983
	141 at Tenn. Tech, 246 vs. Youngstown St., and 295 at Austin Peay	
4 Games	756 by James Black	1983
	74 vs. Murray State, 141 at Tennessee Tech, 246 vs. Youngstown St., and 295 at Austin Peay	



CONOR HUNDLEY

5 Games	941 by James Black	1983
	185 at Morehead State, 74 vs. Murray State, 141 at Tennessee Tech, 246 vs. Youngstown St., and 295 at Austin Peay	

HIGHEST GAIN PER RUSH

Game	(Min. 10 rushes)	
	17.7 by DeShawn Brown (10 for 177)	at Ohio, 10-30-93
	(Min. 20 rushes)	
	11.1 by Dennis Kennedy (25 for 277)	at Eastern Mich., 10-18-08
	(Min. 30 rushes)	
	8.2 by Mike Clark (31 for 255)	vs. Central Florida, 9-27-86
Season	(Min. 75 rushes)	
	10.2 by Ben Kimbrough (78 for 792)	1955
	(Min. 175 rushes)	
	7.3 by Mike Clark (245 for 1,786)	1986
Career	(Min. 125 rushes)	
	7.9 by Ben Kimbrough (136 for 1,082)	1955-56
	(Min. 300 rushes)	
	5.41 by Jack Beidleman (561 for 3,032)	1967-70
	5.40 by Greg Lomax (366 for 1,976)	1995-98

CAREER RUSHING YARDS

Player	Years	G	Att	Yards	Avg	YPG
1. Mike Clark	1984-86	32	804	4,257	5.3	133.0
2. Jawon Chisholm	2011-14	46	702	3,403	4.8	74.0
3. James Black	1980-83	31	731	3,054	4.2	98.5
4. Jack Beidleman	1967-70	38	561	3,032	5.4	79.8
5. Brandon Payne	1999-02	39	626	2,861	4.6	73.4
6. Bobby Hendry	2000-03	41	603	2,847	4.7	69.4
7. Billy Mills	1973-76	39	629	2,816	4.5	72.2
8. Paul Winters	1976-79	29	594	2,613	4.4	90.1
9. Dennis Kennedy	2005-08	46	556	2,522	4.5	54.8
10. Dennis Brumfield	1979-81	31	625	2,314	3.7	74.6
11. Conor Hundley	2012-15	48	479	2,155	4.6	44.9
12. Brett Biggs	2004-05	24	469	2,101	4.5	87.5
13. Tom Wilhelm	1972-75	33	436	2,003	4.6	60.7
14. Greg Lomax	1995-98	34	366	1,976	5.4	58.2
15. George Deo	1960-63	33	453	1,939	4.3	58.8

RUSHING RECORDS

SINGLE-SEASON RUSHING YARDS

Player	Year	G	Att	Yds	Avg	YPG
1. Mike Clark	1986	11	245	1,786	7.3	162.4
2. James Black	1983	11	351	1,568	4.5	142.5
3. Dennis Kennedy	2008	12	239	1,321	5.5	110.1
4. Mike Clark	1985	11	301	1,299	4.3	118.1
5. Paul Winters	1979	11	318	1,298	4.1	118.0
6. Brett Biggs	2005	13	284	1,230	4.3	94.6
7. James Black	1982	9	306	1,188	3.9	132.0
8. Mike Clark	1984	10	258	1,172	4.5	117.2
9. Brandon Payne	2000	11	220	1,062	4.8	96.5
10. Jack Beidleman	1969	10	188	1,050	5.6	105.0
11. Dennis Brumfield	1981	10	273	1,041	3.8	104.1
12. Dennis Brumfield	1980	10	254	1,000	3.9	100.0

YEAR-BY-YEAR LEADERS

Year	Player	Att	Yds	Avg	TD
2016	Van Edwards	100	492	4.9	3
2015	Conor Hundley	202	911	4.5	10
2014	Jawon Chisholm	114	620	5.4	8
2013	Jawon Chisholm	189	869	4.6	8
2012	Jawon Chisholm	180	953	5.3	5
2011	Jawon Chisholm	218	961	4.4	5
2010	Alex Allen	186	877	4.7	8
2009	Joe Tuzze	55	244	4.4	2
2008	Dennis Kennedy	239	1,321	5.5	17
2007	Bryan Williams	152	728	4.8	2
2006	Dennis Kennedy	226	914	4.0	9
2005	Brett Biggs	284	1,230	4.3	10
2004	Brett Biggs	185	871	4.7	10
2003	Bobby Hendry	231	981	4.2	14
2002	Bobby Hendry	208	1,021	4.9	8
2001	Bobby Hendry	160	819	5.1	10
2000	Brandon Payne	220	1,062	4.8	13
1999	Brandon Payne	208	845	4.1	13
1998	Greg Lomax	161	861	5.4	13
1997	Greg Lomax	127	835	6.6	9
1996	Yasin Reeder	168	781	4.6	8
1995	Terrel Dixon	143	463	3.2	1
1994	DeShawn Brown	152	588	3.9	2
1993	Symeon Floyd	82	371	4.5	3
1992	Marcel Weems	181	754	4.2	7
1991	Tyrone Nelson	142	769	5.4	7
1990	Marcus Reliford	177	684	3.9	7
1989	Doug Lewis	171	763	4.5	8
1988	Doug Lewis	119	609	5.1	3
1987	Derek Alston	160	689	4.3	1
1986	Mike Clark	245	1,786	7.3	8
1985	Mike Clark	301	1,299	4.3	13
1984	Mike Clark	258	1,172	4.5	4
1983	James Black	351	1,568	4.5	9
1982	James Black	306	1,188	3.9	6
1981	Dennis Brumfield	273	1,041	3.8	7
1980	Dennis Brumfield	254	1,000	3.9	5
1979	Paul Winters	318	1,298	4.1	2
1978	Paul Winters	177	806	4.6	3
1977	Mark Hovanec	137	535	3.9	4
1976	Billy Mills	161	659	4.1	4
1975	Billy Mills	219	830	3.8	4
1974	Tom Wilhelm	135	680	5.0	7
1973	Billy Mills	115	665	5.8	6
1972	Calvin Pierce	135	541	4.0	7
1971	Calvin Pierce	185	803	4.3	3
1970	Jack Beidleman	162	758	4.7	5
1969	Jack Beidleman	188	1,050	5.6	11

1968	Jack Beidleman	139	799	5.7	10
1967	Tony Moro	89	494	5.5	4
1966	Ron Tyson	215	926	4.3	11
1965	Ron Tyson	136	484	3.6	3
1964	Pete Toto	96	405	4.2	7
1963	John Lahoski	159	766	4.8	14
1962	George Deo	140	660	4.7	7
1961	George Deo	106	857	4.2	13
1960	Frank Lomax	78	281	3.6	1
1959	Gino Calcei	100	392	3.9	1
1958	Art Bailey	157	650	4.1	12
1957	Art Bailey	165	802	4.9	9
1956	Ben Kimbrough	58	290	5.0	4
1955	Ben Kimbrough	78	792	10.2	6
1954	Buster Rizzo	101	414	4.1	5

TOP SINGLE-GAME RUSHING TOTALS

	Yards	Player (Att)	Opponent
1.	295	James Black (52)	at Austin Peay, 11-19-83
2.	277	Dennis Kennedy (25)	at Eastern Michigan, 10-18-08
3.	255	Mike Clark (31)	vs. Central Florida, 9-27-86
4.	246	James Black (40)	vs. Youngstown State, 11-5-83
5.	243	Ron Tyson (42)	at Northern Illinois, 10-29-66
6.	240	Bobby Hendry (26)	vs. Liberty, 10-12-02
7.	229	Mike Clark (21)	at Tennessee Tech, 11-1-86
8.	220	Mike Clark (34)	at Youngstown State, 11-22-86
9.	216	Jack Beidleman (29)	vs. Eastern Kentucky, 10-18-69
10.	209	Mike Clark (36)	at Cincinnati, 9-8-84
11.	208	Dennis Brumfield (40)	vs. Morehead State, 10-17-81
12.	207	Brandon Payne (31)	vs. Connecticut, 10-21-00
13.	205	James Black (36)	vs. Austin Peay, 11-20-82
14.	201	Yasin Reeder (23)	at Eastern Michigan, 11-9-96
15.	200	Ty Cogswell (27)	at Heidelberg, 9-21-57
	200	Paul Winters (48)	at Eastern Illinois, 11-17-79
17.	199	Mike Clark (19)	vs. Morehead State, 10-25-86
18.	195	Brett Biggs (31)	vs. Ball State, 10-23-04
19.	194	Mike Clark (26)	vs. Eastern Michigan, 9-20-86
20.	192	Bobby Hendry (35)	at Marshall, 10-27-01
21.	191	Anthony Green (40)	vs. Tennessee Tech, 10-27-84
22.	189	Paul Winters (36)	vs. Western Illinois, 9-8-79
23.	188	Jawon Chisholm (27)	vs. VMI, 9-24-11
	188	Brett Biggs (28)	vs. Ohio, 11-15-05
	188	Brandon Payne (24)	vs. Miami (Ohio), 9-30-00
26.	186	George Deo (41)	vs. Ohio Wesleyan, 10-7-61
	186	Dennis Brumfield (44)	vs. Eastern Kentucky, 9-13-80
	186	Mike Clark (48)	at Western Kentucky, 10-5-85
29.	185	James Black (40)	at Morehead State, 10-15-83
30.	184	Jawon Chisholm (19)	at Kent State, 11-28-14
	184	Mike Clark (34)	vs. Murray State, 10-16-86

OTHER 100-YARD RUSHING GAMES

	Yards	Player (Att)	Opponent
	183	James Black	vs. Tennessee Tech, 10-30-82
	182	Dennis Kennedy	vs. Bowling Green, 10-11-08
	181	Mike Clark	at Tennessee Tech, 11-2-85
	180	Mike Clark	at Morehead State, 10-19-85
	178	Dennis Kennedy	vs. Bowling Green, 11-4-06
	177	Jawon Chisholm	at Ohio, 10-13-12
	177	DeShawn Brown	at Ohio, 10-30-93
	174	Greg Lomax	at Central Michigan, 10-31-98
	173	Greg Lomax	vs. Kent State, 11-8-97
	169	Tyrone Nelson	vs. Youngstown St., 10-12-91
	167	Jerrell Ringer	vs. Cal Poly, 10-11-03



RUSHING RECORDS

167	Brandon Payne	at Kent State, 11-18-00
166	Jawon Chisholm	vs. Ball State, 10-26-13
165	Alex Allen	at Ball State, 11-6-10
165	Brett Biggs	vs. Buffalo, 10-9-04
161	Brandon Payne	vs. Kent State, 11-13-99
159	Brett Biggs	at Bowling Green, 10-29-05
156	Jawon Chisholm	vs. Miami (Ohio), 9-29-12
154	Bobby Hendry	vs. Eastern Michigan, 11-24-01
153	Dennis Kennedy	at Temple, 11-28-08
153	Dennis Kennedy	vs. Toledo, 11-5-08
153	Brett Biggs	at Miami (Ohio), 10-15-05
151	Jawon Chisholm	vs. Kent State, 11-2-13
151	Brandon Payne	vs. Temple, 9-18-99
150	Brett Biggs	at Central Florida, 10-16-04
150	Derek Alston	vs. Kent State, 9-12-87
150	Greg Lomax	vs. Ohio, 10-25-97
149	Brett Biggs	vs. Kent State, 11-24-05
149	Marcel Weems	at Western Michigan, 9-19-92
148	Conor Hundley	at Pittsburgh, 9/27/14
148	Bobby Hendry	at Buffalo, 9-27-03
148	Doug Lewis	vs. Louisiana Tech, 10-7-89
146	Mike Brown	vs. Ohio, 11-19-94
146	Marcel Weems	at Ohio, 10-3-92
145	Bryan Williams	vs. Central Michigan, 11-23-07
143	Donnell Alexander	vs. Buffalo, 11-21-15
142	Dennis Kennedy	vs. Buffalo, 11-13-08
140	Brandon Payne	vs. Kent State, 9-29-01
140	Jamie Reader	vs. Bowling Green, 11-2-96
139	Mike Lagasse	vs. Miami (Ohio), 11-21-98
139	Doug Lewis	at Bowling Green, 9-30-89
138	Brandon Payne	vs. Central Florida, 9-16-00
136	Terrell Dixon	vs. Ohio, 10-21-95
135	Derek Alston	at Murray State, 10-21-89
133	Jawon Chisholm	at Cincinnati, 9-17-11
133	Carton Jackson	at Bowling Green, 11-2-07
132	Bobby Hendry	at Central Michigan, 11-8-03
132	Doug Lewis	vs. Northern Arizona, 11-4-89
132	Tommy Dunn	vs. Kent State, 10-28-95
130	Manny Morgan	at Marshall, 9-17-16
130	Jawon Chisholm	vs. Central Mich., 10-29-11
130	John Motton	at Northern Illinois, 9-3-88
129	Jawon Chisholm	vs. Morgan State, 9-15-12
129	Dennis Kennedy	vs. Miami (Ohio), 10-21-06
129	Bobby Hendry	at Central Florida, 11-3-01
129	Doug Lewis	vs. Long Beach State, 10-22-88
128	Tyrone Nelson	vs. Arkansas State, 10-19-91
128	Marcus Reliford	at Kent State, 9-8-90
126	Alex Allen	vs. Miami (Ohio), 11-17-10
126	Bobby Hendry	vs. Howard, 9-20-03
126	Derek Alston	vs. Eastern Illinois, 10-3-87
125	Dan Basch	at Western Michigan, 10-6-01
125	Greg Lomax	vs. Ball State, 9-26-98
124	Symeon Floyd	vs. Miami (Ohio), 10-9-93
124	Marcel Weems	at Central Michigan, 9-2-93
123	Dennis Kennedy	at Ohio, 11-22-08
122	Jawon Chisholm	at Eastern Mich., 10-1-11
120	Bobby Hendry	vs. Marshall, 11-2-02
119	Conor Hundley	at Eastern Michigan, 10-10-15
119	Nate Burney	vs. Gardner Webb, 9-11-10
119	Dennis Kennedy	at Toledo, 10-28-06
119	Bobby Hendry	vs. Buffalo, 11-16-02
119	Petu Leli	at Cincinnati, 11-21-92

119	Doug Lewis	at Kent State, 9-8-90
117	Dennis Kennedy	at North Carolina State, 9-9-06
117	Greg Lomax	at Marshall, 10-11-97
115	Jawon Chisholm	at Kent State, 11-3-12
115	Bobby Hendry	vs. Eastern Michigan, 9-13-03
115	Brandon Payne	vs. Ohio, 8-30-01
114	Bryan Williams	vs. Temple, 10-13-07
112	Van Edwards	at Ball State, 10-22-16
111	Jimmie Gray	vs. Central Florida 9-16-00
111	Jeff Sweitzer	vs. Cal State Fullerton, 9-22-90
111	Doug Lewis	vs. Temple, 11-12-88
110	Warren Ball	vs. VMI, 9-3-16
110	Conor Hundley	at Miami (Ohio), 11-14-15
110	Alex Allen	vs. Gardner Webb, 9-11-10
110	Bobby Hendry	at Kent State, 11-23-02
110	Doug Lewis	vs. Cal State Fullerton, 10-29-88
108	Brandon Payne	at Kent State, 11-23-02
196	Alex Allen	vs. Buffalo, 11-26-10
106	Darrien Gouch	vs. Miami (Ohio), 10-9-93
106	Derek Alston	vs. Cincinnati, 10-28-89
105	Bobby Hendry	at Connecticut, 10-25-03
105	Bobby Hendry	at Central Florida, 10-26-02
105	Greg Lomax	at Toledo, 11-11-95
103	Jawon Chisholm	vs. Massachusetts, 11-10-12
103	Alex Allen	at Syracuse, 9-6-08
103	Dennis Kennedy	vs. Buffalo, 11-9-06
103	Bobby Hendry	vs. Ohio, 8-30-01
103	Chris Rooney	at Northern Illinois, 10-26-96
102	Jawon Chisholm	vs. Miami (Ohio), 10-11-14
102	Chris Rooney	at Kent State, 10-5-96
101	Bobby Hendry	at Wisconsin, 9-6-03
100	Jawon Chisholm	vs. Bowling Green, 10-6-12
100	Greg Lomax	at Kent State, 10-10-98

LONGEST RUNS FROM SCRIMMAGE

	Yards	Player	Opponent
1.	95	Jack Beidleman	vs. Eastern Kentucky, 1969
	95	Paul Winters	vs. Wayne State, 9-23-78
3.	92	Greg Lomax	vs. Ohio, 10-25-97
4.	91	Alex Allen	vs. Miami (Ohio), 11-17-10
5.	89	Art Bailey	at Baldwin-Wallace, 10-5-57
6.	87	Greg Lomax	vs. Kent State, 11-8-97
7.	85	Tony Moro	vs. Tampa, 9-23-67
	85	Tim Staycer	vs. Wayne State, 9-23-78
9.	83	Yasin Reeder	vs. Bowling Green, 11-2-96
	83	Ben Kimbrough	vs. Muskingum, 10-1-55
11.	80	Ken "Red" Cochrane	vs. Kent State, 1930
	80	Ben Kimbrough	at Otterbein, 10-8-55
	80	Ron Tyson	at Northern Illinois, 10-29-66
	80	Jack Beidleman	vs. Youngstown State, 11-8-69
	80	Marcel Weems	at Ohio, 10-3-92
	80	Yasin Reeder	at Eastern Michigan, 11-9-96
	80	Jawon Chisholm	at Kent State, 11-28-14
18.	76	Jack Beidleman	at Eastern Kentucky, 10-19-68
	76	Greg Thurman	vs. Eastern Michigan, 10-23-76
20.	74	Alex Allen	vs. Northern Illinois, 10-2-10
21.	73	Dennis Kennedy	at Eastern Michigan, 10-18-08
	73	Chris Rooney	at Kent State, 10-5-96
23.	70	TraVon Chapman	vs. Miami (Ohio), 10-8-16
	70	Quentin Hines	at Tennessee, 9-22-12
	70	Jerell Ringer	vs. Cal Poly, 10-11-03
	70	Paul Winters	at Dayton, 10-8-77

PASSING RECORDS



**CHARLIE
FRYE**

Sophomore			
GAME	Comp	29 by Charlie Frye (41 att)	at Central Florida, 10-26-02
		29 by Charlie Frye (37 att)	at Eastern Mich., 10-5-02
		29 by Charlie Frye (46 att)	vs. Miami (Ohio), 9-28-02
	Yards	389 by Chris Jacquemain	at Western Mich., 10-6-07
SEASON	Comp	250 by Charlie Frye (380 att)	2002
	Yards	2,824 by Charlie Frye	2002
Junior			
GAME	Comp	36 by Charlie Frye (46 atts)	vs. Kent State, 8-28-03
	Yards	455 by Luke Getsy	vs. Memphis, 12-26-05
SEASON	Comp	278 by Luke Getsy (525 att)	2005
	Yards	3,549 by Charlie Frye	2003
Senior			
GAME	Comp	37 by Dalton Williams (48 att)	vs. Morgan St., 9-15-12
	Yards	446 by Dalton Williams	vs. Miami (Ohio), 9-29-12
			vs. Morgan State, 9-15-12
SEASON	Comp	326 by Dalton Williams (522 att)	2012
	Yards	3,387 by Dalton Williams	2012

COMPLETIONS

Game	37 by Dalton Williams (48 attempts)	vs. Morgan State, 9-15-12
	36 by Charlie Frye (46 attempts)	vs. Kent State, 8-28-03
Season	326 by Dalton Williams (522 attempts)	2012
	278 by Luke Getsy (525 attempts)	2005
	273 by Charlie Frye (421 attempts)	2003
	250 by Charlie Frye (380 attempts)	2002
	231 by Chris Jacquemain (399 attempts)	2008
	225 by Kyle Pohl (402 attempts)	2013
	220 by Charlie Frye (346 attempts)	2004
Career	913 by Charlie Frye (1,436 attempts)	2001-04

COMPLETIONS PER GAME

Season	27.2 by Dalton Williams (326 comp in 12 games)	2012
	22.8 by Charlie Frye (273 comp in 12 games)	2003
	21.4 by Luke Getsy (278 comp in 13 games)	2005
	20.8 by Charlie Frye (250 comp in 12 games)	2002
	20.0 by Charlie Frye (220 comp in 11 games)	2004
	19.5 by Chris Jacquemain (231 comp in 12 games)	2008
	18.8 by Kyle Pohl (225 comp in 12 games)	2013
	18.3 by Thomas Woodson (146 comp in 8 games)	2016
	16.6 by Luke Getsy (199 comp in 12 games)	2006
	15.5 by Charlie Frye (170 comp in 11 games)	2001
Career	(Min. 25 games)	
	19.8 by Charlie Frye (913 comp in 46 games)	2001-04
	19.1 by Luke Getsy (477 comp in 25 games)	2005-06

YARDS GAINED PER COMPLETION (GAME)

(Min. 10 comp.)	27.0 by James Washington (12 for 324)	vs. Northern Ill., 2000
(Min. 15 comp.)	20.5 by Mic Hutton (15 for 308)	vs. Youngstown State, 1969

COMPLETIONS/PASSING YARDS BY CLASS

Freshman			
GAME	Comp	28 by Kyle Pohl (42 att)	at Toledo, 11-20-12
	Yards	347 by Brian Magrell	vs. Ball State, 11-12-94
SEASON	Comp	170 by Charlie Frye (289 att)	2001
	Yards	2,053 by Charlie Frye	2001

PASSES COMPLETED IN CONSECUTIVE GAMES

2 Games	67 by Charlie Frye	2003
	36 vs. Kent State and 31 at Wisconsin	
3 Games	96 by Dalton Williams	2012
	37 vs. Morgan State, 27 at Tennessee, 32 vs. Miami (Ohio)	
4 Games	125 by Dalton Williams	2012
	37 vs. Morgan State, 27 at Tennessee, 32 vs. Miami (Ohio), 29 vs. Bowling Green	

TOUCHDOWN PASSES

Game	6 by Thomas Woodson	vs. VMI, 9-3-16
	5 by Dalton Williams	vs. Morgan State, 9-15-12
	5 by Luke Getsy	vs. Northern Illinois, 9-24-05
	4 by Thomas Woodson	at Marshall, 9-17-16
	4 by Thomas Woodson	at Eastern Michigan, 10-10-15
	4 by Kyle Pohl	vs. Howard, 8-28-14
	4 by Dalton Williams	at Ohio, 10-13-12
	4 by Dalton Williams	vs. Miami (Ohio), 9-29-12
	4 by Patrick Nicely	at Ball State, 11-6-10
	4 by Chris Jacquemain	at Western Michigan, 10-6-07
	4 by Luke Getsy	vs. Buffalo, 11-9-06
	4 by Luke Getsy	vs. Memphis, 12-26-05
	4 by Charlie Frye	vs. Cal Poly, 2003
	4 by Eric Schoch	vs. Southern Illinois, 10-23-71
	4 by Mic Hutton	vs. Ball State, 10-4-69
	4 by John Stone	at Denison, 11-8-58
	4 by John Stone	at Ohio Wesleyan, 10-13-56
	4 by Tom Boggs	vs. Oberlin, 11-5-55
Season	25 by Dalton Williams	2012
	23 by Luke Getsy	2005
	22 by Charlie Frye	2003
	20 by Chris Jacquemain	2008
	18 by Thomas Woodson	2016
	18 by Luke Getsy	2006
	18 by Charlie Frye	2004
Career	64 by Charlie Frye	2001-04
	41 by Luke Getsy	2005-06
	39 by Thomas Woodson	2014-present
	38 by James Washington	1997-00



PASSING RECORDS

HIGHEST COMPLETION PERCENTAGE

Game (Min 10 comp)	
.805 by Charlie Frye (29 of 36)	at Penn State, 9-4-04
.794 by Charlie Frye (27 of 34)	at Central Michigan, 11-8-03
.789 by Mike Johnson (15 of 19)	vs. New Mexico St., 11-5-88
Season (Min. 150 atts.)	
.658 by Charlie Frye (250 of 380)	2002
.648 by Charlie Frye (273 of 421)	2003
.636 by Charlie Frye (220 of 346)	2004
.625 by Dalton Williams (326 of 522)	2012
Career (Min. 400 atts.)	
.636 by Charlie Frye (913 of 1,436)	2001-04
.625 by Dalton Williams (326 of 522)	2012
.554 by Kyle Pohl (482 of 870)	2012-15
.530 by Eric Schoch (215 of 406)	1971-73

MOST YARDS GAINED IN CONSECUTIVE GAMES

4 Games	1,434 by Dalton Williams	2012
	313 at Florida International, 446 vs. Morgan State, 229 at Tennessee, 446 vs. Miami (Ohio)	
	1,349 by Dalton Williams	2012
	446 vs. Morgan State, 229 at Tennessee, 446 vs. Miami (Ohio), 228 vs. Bowling Green	

YARDS GAINED IN A HALF

337	Luke Getsy (2nd)	vs. Memphis, 12-26-05
285	Luke Getsy (2nd)	vs. Northern Illinois, 12-2-05
272	Charlie Frye (1st)	vs. Miami (Ohio), 11-20-04
268	Dalton Williams (1st)	vs. Morgan State, 9-15-12
263	Charlie Frye (1st)	at Central Mich., 11-08-03
261	Dalton Williams (2nd)	vs. Miami (Ohio), 9-29-12
254	Charlie Frye (2nd)	at Miami (Ohio), 10-13-01
250	Charlie Frye (2nd)	vs. Marshall, 11-05-04

PASSES HAD INTERCEPTED

Game	7 by John Stone	at Wittenberg, 11-15-59
Season	22 by John Stone	1960
Career	44 by Vernon Stewart	1983-86

CONSECUTIVE PASS ATTEMPTS WITHOUT AN INTERCEPTION

141	Luke Getsy	9-16-06 to 10-21-06
127	Charlie Frye	9-23-04 to 11-5-04
98	Mike Johnson	1989

LOWEST PERCENTAGE OF PASSES INTERCEPTED

Season (Min. 100 atts.)	
.021 (6 in 289 att) by Charlie Frye	2001
.021 (8 in 383 att) by Kyle Pohl	2014
Career (Min. 200 atts.)	
.022 (32 in 1,436 att) by Charlie Frye	2001-04
.023 (20 in 870 att) by Kyle Pohl	2012-15

YEAR-BY-YEAR LEADERS

Year	Player	Att	Cmp	Int	TD	Pct	Yards
2016	Thomas Woodson	242	146	6	18	.603	2,079
2015	Thomas Woodson	307	162	11	16	.528	2,202
2014	Kyle Pohl	383	208	8	9	.543	2,189
2013	Kyle Pohl	402	225	10	14	.560	2,438
2012	Dalton Williams	522	326	16	25	.625	3,387
2011	Clayton Moore	309	147	9	9	.476	1,655
2010	Patrick Nicely	336	166	13	10	.494	1,753
2009	Patrick Nicely	222	120	6	6	.541	1,349
2008	Chris Jacquemain	399	231	14	20	.579	2,748
2007	Chris Jacquemain	275	154	10	11	.560	1,623
2006	Luke Getsy	380	199	11	18	.524	2,662
2005	Luke Getsy	525	278	12	23	.529	3,455
2004	Charlie Frye	346	220	8	18	.636	2,623
2003	Charlie Frye	421	273	9	22	.648	3,549
2002	Charlie Frye	380	250	9	15	.658	2,824
2001	Charlie Frye	289	170	6	9	.588	2,053
2000	James Washington	283	143	11	17	.505	2,319
1999	James Washington	240	131	9	12	.546	1,896
1998	James Washington	300	148	7	8	.493	1,958
1997	Greg Gromek	101	50	6	5	.495	715
1996	Mike Junko	125	60	7	5	.480	705
1995	Mike Junko	148	78	7	5	.527	864
1994	Brian Magrell	79	44	6	2	.557	548
1993	Marcel Weems	163	72	9	3	.442	1,157
1992	Marcel Weems	201	101	10	5	.502	1,383
1991	Jeff Sweitzer	220	101	15	10	.459	1,599
1990	Jeff Sweitzer	186	87	10	7	.468	1,133
1989	Mike Johnson	299	139	11	9	.465	1,819
1988	Mike Johnson	299	142	15	11	.475	2,170
1987	Andy Kubik	313	131	1	10	.418	1,675
1986	Vernon Stewart	163	84	12	7	.515	1,200
1985	Vernon Stewart	210	94	15	7	.448	1,413
1984	Vernon Stewart	206	80	15	5	.388	1,233
1983	Steve Stams	76	24	8	5	.316	438
1982	Kevin Meade	148	76	10	7	.510	1,080
1981	Ron Gliha	117	50	11	1	.427	646
1980	Kevin Meade	107	44	9	2	.411	577
1979	Bob Maxwell	174	86	11	11	.494	1,217
1978	Bob Maxwell	119	60	6	2	.504	789
1977	Rick Beeman	109	45	5	2	.413	563
1976	Marty Bezbatchenko	127	60	11	7	.472	872
1975	Tom Kot	147	61	9	5	.415	965
1974	Tom Kot	156	73	12	7	.467	1,039
1973	Eric Schoch	174	97	10	10	.557	1,316
1972	Eric Schoch	157	79	9	5	.500	956
1971	Eric Schoch	75	39	9	7	.520	665
1970	Mic Hutton	161	63	8	7	.391	1,058
1969	Mic Hutton	175	81	12	15	.463	1,491
1968	Don Zwisler	244	135	14	13	.553	2,012
1967	Don Zwisler	175	65	14	2	.371	867
1966	Don Zwisler	81	29	6	2	.258	418
1965	Mike Martin	214	94	16	5	.439	1,182
1964	Mike Martin	79	33	4	2	.418	410
1963	Ron Boruszkowski	83	34	6	4	.410	468
1962	Joe Mackey	46	24	2	5	.522	491
1961	Joe Mackey	72	42	7	6	.583	607
1960	Marco Burnette	157	65	11	0	.414	599
1959	John Stone	231	102	22	3	.441	1,196
1958	John Stone	81	42	6	6	.519	439
1957	Tom Boggs	71	40	4	9	.563	610
1956	Tom Boggs	97	51	7	9	.526	810
1955	Tom Boggs	95	42	8	10	.442	662
1954	Marion Rossi	103	45	13	6	.437	836

PASSING RECORDS

CAREER PASSING YARDS

Player	G	Att	Cmp	Int	TD	Yards	Pct	YPG
1. Charlie Frye (2001-04)	46	1,436	913	32	64	11,049	.636	240.2
2. James Washington (1997-00)	43	931	471	33	38	6,699	.506	155.8
3. Luke Getsy (2005-06)	25	905	477	23	41	6,117	.527	244.7
4. Kyle Pohl (2012-15)	33	870	482	20	28	5,128	.554	155.4
5. Thomas Woodson (2014-pres.)	29	692	384	13	39	5,087	.555	175.4
6. Chris Jacquemain (2007-09)	23	385	674	24	31	4,371	.571	190.0
7. Mike Johnson (1988-89)	22	598	281	26	20	3,989	.470	181.3
8. Vernon Stewart (1983-86)	36	596	263	44	20	3,945	.441	109.6
9. Dalton Williams (2012)	12	522	326	16	25	3,387	.625	282.2
10. Patrick Nicely (2009-11)	29	614	308	20	18	3,358	.502	115.8
11. Don Zwislser (1965-68)	27	501	229	34	20	3,297	.457	122.1
12. Mic Hutton (1969-71)	29	439	185	28	25	3,142	.421	108.3
13. Eric Schoch (1971-73)	30	406	215	28	22	2,937	.530	97.9
14. Jeff Sweitzer (1988-91)	27	408	189	25	17	2,744	.463	101.6
15. Marcel Weems (1991-93)	27	387	184	20	8	2,736	.475	101.3
16. John Stone (1956-59)	30	395	191	30	16	2,270	.484	75.7

SEASON PASSING YARDS

Player	G	Att	Cmp	Int	TD	Yards	Pct	YPG
1. Charlie Frye (2003)	12	421	273	9	22	3,549	.648	295.8
2. Luke Getsy (2005)	13	525	278	12	23	3,455	.529	265.8
3. Dalton Williams (2012)	12	522	326	16	25	3,387	.625	282.2
4. Charlie Frye (2002)	12	380	250	9	15	2,824	.658	235.3
5. Chris Jacquemain (2008)	12	399	231	14	20	2,748	.579	229.0
6. Luke Getsy (2006)	12	380	119	11	18	2,662	.524	221.8
7. Charlie Frye (2004)	11	346	220	8	18	2,623	.636	238.5
8. Kyle Pohl (2013)	12	402	225	10	14	2,438	.560	203.2
9. James Washington (2000)	11	283	143	11	17	2,319	.505	210.8
10. Thomas Woodson (2015)	13	307	162	11	16	2,202	.528	169.4
11. Kyle Pohl (2014)	10	383	208	8	9	2,189	.543	218.9
12. Mike Johnson (1988)	11	299	142	15	11	2,170	.475	197.3
13. Thomas Woodson (2016)	8	242	146	6	18	2,079	.603	259.9
14. Charlie Frye (2001)	11	289	170	6	9	2,053	.588	186.6
15. Don Zwislser (1968)	10	244	135	14	13	2,012	.553	201.2
16. James Washington (1998)	11	300	148	7	8	1,958	.493	178.0
17. James Washington (1999)	11	240	131	9	12	1,896	.546	172.4
18. Mike Johnson (1989)	11	299	139	11	9	1,819	.465	165.4
19. Patrick Nicely (2010)	12	336	166	13	10	1,753	.494	146.1
20. Andy Kubik (1987)	11	313	131	13	10	1,675	.418	152.3

TOP SINGLE-GAME PASSING TOTALS

Yards	Player (Att-Cmp-Int-TD)	Opponent
1. 455	Luke Getsy (59-34-0-4)	vs. Memphis, 12-26-05
2. 446	Dalton Williams (42-32-1-4)	vs. Miami (Ohio), 9-29-12
446	Dalton Williams (48-37-1-3)	vs. Morgan State, 9-15-12
4. 436	Charlie Frye (43-26-0-3)	vs. Miami (Ohio), 11-20-04
5. 416	Charlie Frye (34-27-0-2)	at Central Michigan, 11-8-03
6. 413	Luke Getsy (50-30-1-1)	vs. Northern Illinois, 12-1-05
7. 407	Thomas Woodson (32-23-1-6)	vs. VMI, 9-3-16
407	Charlie Frye (46-36-0-3)	vs. Kent State, 8-28-03
9. 406	Luke Getsy (39-20-0-5)	vs. Northern Illinois, 9-24-05
10. 399	Charlie Frye (44-31-1-2)	vs. MTSU, 9-11-04
11. 389	Chris Jacquemain (41-23-1-4)	at Western Mich., 10-6-07
12. 379	Thomas Woodson (32-21-0-4)	at Marshall, 9-17-16
13. 375	Luke Getsy (46-25-3-3)	at Central Michigan, 9-16-06
14. 372	Charlie Frye (49-31-2-1)	at Wisconsin, 9-6-03
15. 362	Charlie Frye (41-26-1-1)	at Buffalo, 9-27-03
16. 353	Thomas Woodson (43-31-2-3)	vs. Appalachian State, 9-24-16
17. 348	Charlie Frye (46-29-0-2)	vs. Miami (Ohio), 9-28-02



18. 347	Brian Magrell (40-25-2-1)	at Ball State, 11-12-94
19. 344	Charlie Frye (37-29-2-2)	at Eastern Michigan, 10-5-02
20. 339	Jeff Sweitzer (46-22-3-1)	at Youngstown St., 9-29-90
21. 337	Thomas Woodson (40-27--0-2)	at Ball State, 10-22-16
22. 336	Charlie Frye (47-27-1-1)	at Virginia, 9-21-02
23. 332	Dalton Williams (51-34-4-1)	vs. Massachusetts, 11-10-12
24. 329	Dalton Williams (51-31-2-2)	at Central Mich., 10-27-12
25. 326	Kyle Pohl (27-40-0-2)	vs. Eastern Michigan, 10-4-14
26. 324	James Washington (28-12-2-3)	vs. Northern Ill., 10-14-00
27. 322	Charlie Frye (45-28-2-3)	vs. Marshall, 11-5-04
28. 321	Kyle Pohl (43-27-2-3)	vs. Louisiana, 9-21-13
29. 319	Luke Getsy (43-23-3-2)	at MTSU, 9-17-05
30. 318	Mike Johnson (43-18-2-1)	at Eastern Illinois, 10-14-89
31. 316	Thomas Woodson (33-17-1-2)	vs. Toledo, 11-2-16
32. 313	Dalton Williams (54-27-1-5)	at Florida Int., 9-8-12
313	Charlie Frye (33-21-0-2)	vs. Eastern Mich., 11-24-01
34. 312	Dalton Williams (41-30-0-2)	at Kent State, 11-3-12
312	Don Zwislser (33-22-1-3)	at Youngstown St., 11-22-68
36. 311	Kyle Pohl (49-25-2-2)	at Michigan, 9-14-13
37. 309	Charlie Frye (31-21-0-2)	at Miami (Ohio), 10-13-01
38. 308	Kyle Pohl (36-23-0-4)	vs. Howard, 8-28-14
308	Mic Hutton (26-15-2-3)	vs. Youngstown St., 11-8-69
40. 307	Charlie Frye (38-27-0-1)	vs. Central Florida, 10-18-03
307	Mic Hutton (28-15-1-3)	at Butler, 9-15-69
307	Don Zwislser (26-15-1-2)	vs. Baldwin-Wallace, 11-9-68
43. 304	Kyle Pohl (31-62-3-0)	vs. Bowling Green, 11-4-14
304	James Washington (38-16-1-2)	at Ohio, 10-17-98
45. 303	Charlie Frye (33-22-1-1)	vs. Eastern Mich., 9-13-03
46. 301	Tom Boggs (29-17-1-4)	at Ohio Wesleyan, 10-13-56



PASSING RECORDS

MOST PASS ATTEMPTS - GAME

	Att	Player	Opponent
1.	62	Kyle Pohl	vs. Bowling Green, 11-4-14
2.	59	Luke Getsy	vs. Memphis, 12-26-05
3.	57	Luke Getsy	vs. Central Michigan, 10-1-05
4.	56	Kyle Pohl	at Northern Illinois, 10-12-13
5.	54	Dalton Williams	at Florida International, 9-8-12
6.	53	Dalton Williams	at Ohio, 10-13-12
7.	51	Dalton Williams	vs. Massachusetts, 11-10-12
	51	Dalton Williams	at Central Michigan, 10-27-12
	51	Marco Burnette	at Muskingum, 10-19-60
10.	50	Dalton Williams	vs. Bowling Green, 10-6-12
	50	Dalton Williams	vs. Central Florida, 8-30-12
	50	Luke Getsy	vs. Northern Illinois, 12-1-05
13.	49	Kyle Pohl	at Michigan, 9-14-13
	49	Dalton Williams	at Tennessee, 9-22-12
	49	Charlie Frye	at Wisconsin, 9-6-03
16.	48	Dalton Williams	vs. Morgan State, 9-15-12
	47	Charlie Frye	at Virginia, 9-21-02
18.	46	Luke Getsy	at Ohio, 11-16-06
	46	Luke Getsy	at Central Michigan, 9-16-06
	46	Charlie Frye	vs. Kent State, 8-28-03
	46	Charlie Frye	vs. Miami (Ohio), 9-28-02
	46	Jeff Sweitzer	at Youngstown State, 9-29-90



KYLE POHL

MOST PASS COMPLETIONS - GAME

	Comp	Player	Opponent
1.	37	Dalton Williams	vs. Morgan State, 9-15-12
2.	36	Charlie Frye	vs. Kent State, 8-28-03
3.	34	Dalton Williams	vs. Massachusetts, 11-10-12
	34	Luke Getsy	vs. Memphis, 12-26-05
5.	32	Dalton Williams	at Ohio, 10-13-12
	32	Dalton Williams	vs. Miami (Ohio), 9-29-12
7.	31	Thomas Woodson	vs. Appalachian State, 9-24-16
	31	Kyle Pohl	vs. Bowling Green, 11-4-14
	31	Dalton Williams	at Central Michigan, 10-27-12
	31	Charlie Frye	vs. Middle Tennessee St., 9-11-04
	31	Charlie Frye	at Wisconsin, 9-6-03
12.	30	Dalton Williams	at Kent State, 11-3-12
	30	Dalton Williams	vs. Central Florida, 8-30-12
	30	Luke Getsy	vs. Northern Illinois, 12-2-05
	30	Luke Getsy	vs. Central Michigan, 10-1-05
16.	29	Dalton Williams	vs. Bowling Green, 10-6-12
	29	Charlie Frye	at Penn State, 9-4-04
	29	Charlie Frye	vs. Miami (Ohio), 9-28-02
	29	Charlie Frye	at Eastern Michigan, 10-5-02
	29	Charlie Frye	at Central Florida, 10-26-02
21.	28	Charlie Frye	vs. Marshall, 11-5-04
22.	27	Thomas Woodson	at Ball State, 10-22-16
	27	Kyle Pohl	vs. Eastern Michigan, 10-4-14
	27	Kyle Pohl	vs. Louisiana, 9-21-13
	27	Dalton Williams	at Tennessee, 9-22-12
	27	Dalton Williams	at Florida International, 9-8-12
	27	Charlie Frye	at Central Michigan, 11-8-03
	27	Charlie Frye	vs. Central Florida, 10-18-03
	27	Charlie Frye	at Virginia, 9-21-02

LONGEST PASS PLAYS

	Yards	Players	Opponent
1.	92	Tom Kot to Greg Thurman	at Indiana State, 11-2-74
2.	91	Thomas Woodson to Jerome Lane	vs. Toledo, 11-2-16
3.	87	Marcel Weems to Jeff Blakely	at Temple, 10-23-93
4.	85	James Washington to Jake Schifino	vs. Buffalo, 11-11-00;
	85	Marion Rossi to John Verdon	vs. Mount Union, 10-17-53
6.	84	Andy Kubik to Cornel Penland	at Louisville, 10-24-87
7.	80	Alex Allen to Andre Jones	at Northern Ill., 10-31-09
	80	James Washington to Lavel Bailey	vs. Northern Ill., 10-14-00
	80	Mic Hutton to Jack Beidleman	vs. Tampa, 9-20-69
10.	79	Luke Getsy to Dennis Kennedy	vs. Northern Ill., 9-24-05
	79	Brett Biggs to Jason Montgomery	at Purdue, 9-10-05
	79	Jeff Sweitzer to Harold Robinson	at Temple, 9-23-91
	79	Vernon Stewart to Willie Davis	vs. Eastern Ky., 9-22-84
14.	78	Luke Getsy to Jason Montgomery	vs. Northern Ill., 9-24-05
15.	77	Luke Getsy to David Harvey	vs. Buffalo, 11-9-06
	77	Kyle Pohl to Zach D'Orazio	vs. Louisiana, 9-21-13
	77	James Washington to Lavel Bailey	vs. Western Mich., 10-30-99
	77	Greg Gromek to Devon Scott	vs. BGSU, 11-2-96
19.	75	James Washington to Jake Schifino	vs. Ohio, 10-9-99
	75	Eric Schoch to Mac Thomas	vs. YSU, 10-20-73
21.	74	Charlie Frye to Brett Biggs	vs. Miami (Ohio), 11-20-04
22.	73	Mike Junko to Lew Lawhorn	at Central Mich., 9-2-95
23.	72	Thomas Woodson to Jerome Lane	at Louisiana, 9-26-15
	72	Luke Getsy to Jabari Arthur	vs. Memphis, 12-26-05
	72	Charlie Frye to Matt Cherry	at Miami (Ohio), 10-13-01
	72	James Washington to Jake Schifino	at Ohio, 10-17-98;
	72	Don Zwisler to Dan Ruff	at Eastern Ky., 10-19-68
	72	John Cistone to Buster Rizzo	vs. Case Tech, 9-22-51
29.	71	James Washington to Lavel Bailey	vs. BGSU, 10-16-99
	71	Eric Schoch to Mac Thomas	at Northern Mich., 10-13-73
31.	70	Luke Getsy to David Harvey	at Cincinnati, 10-7-06
	70	James Washington to Jake Schifino	vs. Northern Ill., 10-14-00
	70	Vernon Stewart to Willie Davis	vs. Eastern Mich., 9-21-85
	70	M. Bezbatchenko to Terry Cameron	at Western Ill., 9-9-78
	70	James Washington to Jake Schifino	vs. Northern Ill., 10-14-00

RECEIVING RECORDS

RECEPTIONS

Game	15 by Jabari Arthur	at Western Mich., 10-6-07
Season	86 by Jabari Arthur	2007
Career	184 by Jabari Arthur	2004-07

YARDS GAINED

Game	223 by Jabari Arthur (15 rec)	at Western Mich., 10-6-07
	201 by Lavel Bailey (12 rec)	vs, Marshall, 9-5-98
Season	1,210 by Domenik Hixon (75 rec)	2005
Career	2,653 by Jabari Arthur (184 rec)	2004-07

HIGHEST AVERAGE GAIN PER RECEPTION

Game (Min. 5)	39.0 by Dan Ruff (5 for 195)	vs. Ball State, 10-4-69
Season (Min. 30)	22.9 by Dan Ruff (33 for 757)	1969
Career (Min. 75)	19.9 by Dan Ruff (127 for 2,531)	1967-70

TOUCHDOWN RECEPTIONS

Game	4 by Dan Ruff	vs. Ball State, 1969
	3 by several	(last by JoJo Natson vs. VMI, 9-3-16)

Season	11 by Dan Ruff	1968
	10 by JoJo Natson	2016
	10 by Jabari Arthur	2007
	10 by David Harvey	2006
	10 by Dan Ruff	1969
	9 by Jerrod Dillard	2012
	9 by Lavel Bailey	1999
Career	27 by Dan Ruff	1967-70
	21 by Lavel Bailey	1997-2000
	17 by Jabari Arthur	2004-07
	15 by Mac Thomas	1970-73

MOST RECEPTIONS BY A RUNNING BACK

Game	10 by DeShawn Brown	at Ball State, 11-12-94
Season	65 by Brett Biggs	2005
	39 by Dennis Kennedy	2006
	38 by Jawon Chisholm	2012
	38 by Brandon Payne	2002
Career	97 by Brett Biggs	2004-05
	93 by Dennis Kennedy	2004-08
	87 by Brandon Payne	1999-2002

YEAR-BY-YEAR LEADERS

Year	Player	G	No.	Yards	YPC	TD	RPG
2016	Jerome Lane	12	62	1,018	16.4	6	5.2
2015	Imani Davis	13	46	593	12.9	3	3.5
2014	Zach D'Orazio	12	62	658	10.6	1	5.2
2013	Zach D'Orazio	12	42	567	13.5	4	3.5
2012	Marquelo Suel	12	76	820	10.8	5	6.3
2011	Keith Sconiers	12	47	639	13.6	5	3.9
2010	Jeremy LaFrance	10	43	534	12.4	6	4.3
2009	Andre Jones	7	33	553	16.8	4	4.7
2008	Deryn Bowser	12	64	785	12.3	4	5.3
2007	Jabari Arthur	12	86	1,171	13.6	10	7.2

2006	David Harvey	12	43	914	21.3	10	3.8
2005	Domenik Hixon	13	75	1,210	16.1	8	5.8
2004	Domenik Hixon	11	66	882	13.4	6	6.0
2003	Matt Cherry	12	66	904	13.7	4	5.5
2002	Miquel Irvin	12	53	535	10.1	1	4.4
2001	Matt Cherry	11	48	630	13.1	3	4.4
2000	Lavel Bailey	11	44	876	19.9	8	4.4
1999	Lavel Bailey	11	42	941	22.4	9	3.8
1998	Lavel Bailey	11	41	558	13.6	1	3.7
1997	Willie Spencer	11	43	521	12.1	2	3.9
1996	Devon Scott	11	30	399	13.3	1	2.7
1995	Eddie Alford	9	46	591	11.8	3	5.1
1994	DeShawn Brown	11	20	255	12.8	1	1.8
1993	Kenny Chapman	10	31	636	20.5	4	3.1
1992	Kenny Chapman	11	36	581	16.1	1	3.3
1991	Harold Robinson	11	37	779	21.1	3	3.4
1990	Bradford Jones	11	17	221	13.0	1	1.5
1989	Leonard Thomas	11	28	359	12.8	2	2.5
1988	Leonard Thomas	11	44	654	14.9	5	4.0
1987	Kurt Latell	11	35	466	13.3	1	3.2
1986	Chris Kelley	11	31	480	15.5	4	2.8
1985	Willie Davis	11	52	814	15.6	5	4.7
1984	Willie Davis	11	51	878	17.2	2	4.6
1983	Rick Bailey	11	33	536	16.2	5	3.0
1982	Rick Bailey	11	33	555	16.8	2	3.0
1981	James White	10	26	371	14.3	0	2.6
1980	Pat Snow	11	29	392	13.5	3	2.6
1979	James White	11	38	489	12.9	5	3.5
1978	James White	11	25	312	12.5	1	2.3
1977	Ron Fuller	11	20	350	17.5	1	1.8
1976	Glenn Evans	10	29	393	13.6	4	2.9
1975	Glenn Evans	11	32	458	14.3	2	2.9
1974	Ron Fuller	10	26	406	15.6	2	2.4
1973	Mac Thomas	11	37	713	19.3	6	3.4
1972	Mac Thomas	9	28	428	15.3	2	3.1
1971	Mac Thomas	10	31	597	19.2	7	3.1
1970	Dan Ruff	10	37	676	18.3	5	3.7
1969	Dan Ruff	10	33	757	22.9	10	3.3
1968	Dan Ruff	10	52	1,041	20.0	11	5.2
1967	Jerry Malizia	9	13	268	20.6	1	1.4
1966	Tom Flaherty	9	11	139	12.6	0	1.2
1965	Craig Hartz	9	26	241	9.3	1	2.9
1964	Ray Glinsky	9	31	446	14.3	2	3.4
1963	Ray Glinsky	9	26	562	21.6	4	2.9
1962	Ray Glinsky	9	17	211	12.4	2	1.9
1961	Tom Adolph	8	13	313	24.1	2	1.6
1960	Jim Lupori	9	39	422	10.8	1	4.3
1959	Bruce Mackey	9	22	287	13.0	1	2.4
1958	John Rainey	9	15	155	10.3	1	1.7
1957	John Rainey	9	12	206	17.2	4	1.3
1956	Gene White	9	15	238	15.9	2	1.7
1955	Gene White	8	15	186	12.4	2	1.9
1954	John Verdon	8	30	468	15.6	1	3.8



RECEIVING RECORDS

CAREER RECEPTIONS LEADERS

Player	G	No.	Yards	YPC	TD	RPG
1. Jabari Arthur (2004-07)	45	184	2,653	14.4	17	4.1
2. Matt Cherry (2000-03)	41	149	1,997	13.4	10	3.6
3. Domenik Hixon (2002-05)	24	141	2,092	14.8	14	5.9
4. Lavel Bailey (1997-2000)	44	138	2,577	18.7	21	3.1
5. Jake Schifino (1998-2001)	42	131	1,986	15.2	10	3.1
6. Dan Ruff (1967-70)	37	127	2,531	19.9	27	3.4
7. Keith Sconiers (2010-14)	43	114	1,366	12.0	6	2.7
8. Marquelo Suel (2011-12)	21	110	1,237	11.2	9	5.2
9. James White (1977-81)	35	106	1,367	12.9	6	3.0
10. Willie Davis (1983-85)	31	104	1,718	16.5	7	3.4
11. Miquel Irvin (2002-03)	24	103	1,123	10.9	4	4.3
12. Jerome Lane (2014-16)	25	101	1,800	17.8	14	4.0
13. Brett Biggs (2004-05)	24	97	956	9.8	6	4.0
14. Mac Thomas (1970-73)	35	96	1,738	18.1	15	2.7
15. Dennis Kennedy (2005-08)	46	93	745	8.0	2	2.0

CAREER RECEIVING YARDS LEADERS

Player	G	No.	Yards	YPC	TD	RPG
1. Jabari Arthur (2004-07)	45	184	2,653	14.4	17	4.1
2. Lavel Bailey (1997-2000)	44	138	2,577	18.7	21	3.1
3. Dan Ruff (1967-70)	37	127	2,531	19.9	27	3.4
4. Domenik Hixon (2002-05)	24	141	2,092	14.8	14	5.9
5. Matt Cherry (2000-03)	41	149	1,997	13.4	10	3.6
6. Jake Schifino (1998-2001)	42	131	1,986	15.2	10	3.1
7. Jerome Lane (2014-16)	25	101	1,800	17.8	14	4.0
8. Mac Thomas (1970-73)	35	96	1,738	18.1	15	2.7
9. Willie Davis (1983-85)	31	104	1,718	16.5	7	3.4
10. Ron Fuller (1974-77)	45	87	1,531	17.6	6	1.9

SEASON RECEPTIONS LEADER

Player	G	No.	Yards	YPC	TD	RPG
1. Jabari Arthur (2007)	12	86	1,171	13.6	10	7.2
2. Marquelo Suel (2012)	12	76	820	10.8	5	6.3
3. Domenik Hixon (2005)	13	75	1,210	16.1	8	5.8
4. Domenik Hixon (2004)	11	66	882	13.4	6	6.0
Matt Cherry (2003)	12	66	904	13.7	4	5.5
6. Brett Biggs (2005)	13	65	535	8.2	4	5.0
7. Deryn Bowser (2008)	12	64	785	12.3	4	5.3
8. Jerome Lane (2016)	12	62	1,018	16.4	6	5.2
9. Zach D'Orazio (2014)	12	62	658	10.6	1	5.2
10. Nick Sparks (2003)	12	57	740	13.0	4	4.8
11. Miquel Irvin (2002)	12	53	535	10.1	1	4.4
12. Willie Davis (1985)	11	52	814	15.6	5	4.7
Dan Ruff (1968)	10	52	1,041	20.0	11	5.2
14. Willie Davis (1984)	11	51	878	17.2	2	4.6
15. Miquel Irvin (2003)	12	50	588	11.8	3	4.2
16. L.T. Smith (2012)	12	48	509	10.6	3	4.0
Dee Frieson (2012)	12	48	400	8.3	4	4.0
Jason Montgomery (2005)	12	48	702	14.6	7	3.7
Matt Cherry (2001)	11	48	630	13.1	3	4.4
20. Keith Sconiers (2011)	12	47	639	13.6	5	3.9
Andre Jones (2008)	11	47	678	14.4	7	4.3



JEROME LANE

SEASON RECEIVING YARDS

Player	G	No.	Yards	YPC	TD	RPG
1. Domenik Hixon (2005)	13	75	1,210	16.1	8	5.8
2. Jabari Arthur (2007)	12	86	1,171	13.6	10	7.2
3. Dan Ruff (1968)	10	52	1,041	20.0	11	5.2
4. Jerome Lane (2016)	12	62	1,018	16.4	6	5.2
5. Lavel Bailey (1999)	11	42	941	22.4	9	3.8
6. David Harvey (2006)	12	43	914	21.3	10	3.6
7. Matt Cherry (2003)	12	66	904	13.7	4	5.5
8. Domenik Hixon (2004)	11	66	882	13.4	6	6.0
9. Willie Davis (1984)	11	51	878	17.2	2	4.6
10. Lavel Bailey (2000)	11	44	876	19.9	8	4.0

SINGLE-GAME RECEPTIONS LEADERS

Rec.	Player	Opponent
1.	15	Jabari Arthur at Central Michigan, 10-6-07
2.	13	Domenik Hixon vs. Marshall, 11-5-04
	13	Willie Davis at Kent State, 9-1-84
	13	Jim Lupori at Muskingum, 10-29-60
5.	12	Marquelo Suel at Tennessee, 9-22-12
	12	Matt Cherry vs. Miami (Ohio), 9-28-02
	12	Lavel Bailey vs. Marshall, 9-5-98
8.	11	Marquelo Suel at Kent State, 11-3-12
	11	Marquelo Suel vs. Central Michigan, 10-29-11
	11	Jabari Arthur vs. Army, 9-1-07
	11	Matt Cherry at Miami (Ohio), 10-13-01
	11	Eddie Alford at Western Michigan, 10-7-95
	11	Willie Davis at Austin Peay, 11-23-85
	11	James White vs. Indiana State, 9-29-79
	11	Bob Clayton at Temple, 9-22-73
16.	10	JoJo Natson vs. Appalachian State, 9-24-16
	10	Jerome Lane vs. VMI, 9-3-16
	10	Zach D'Orazio vs. Massachusetts, 11-18-14
	10	L.T. Smith vs. Eastern Michigan, 10-4-14
	10	Marquelo Suel vs. Massachusetts, 11-10-12
	10	Domenik Hixon vs. Central Mich., 10-1-05
	10	Jason Montgomery vs. MTSU., 9-11-04
	10	Miquel Irvin vs. Kent State, 8-28-03
	10	DeShawn Brown at Ball State, 11-12-94

RECEIVING RECORDS

ALL-TIME 100-YARD GAMES

	Yards	Player (Rec.)	Opponent
1.	223	Jabari Arthur (15)	at Western Michigan, 10-6-07
2.	201	Willie Davis (13)	at Kent State, 9-1-84
3.	196	Jerome Lane (10)	vs. VMI, 9-3-16
4.	195	Dan Ruff (5)	vs. Ball State, 10-4-69
5.	192	Domenik Hixon (13)	vs. Marshall, 11-5-04
6.	189	Matt Cherry (11)	at Miami (Ohio), 10-13-01
7.	184	Harold Robinson (8)	at Temple, 11-23-91
8.	180	Jabari Arthur (8)	vs. Memphis, 12-26-05
	180	Dan Ruff (7)	vs. Youngstown St., 11-8-69
10.	177	Jerome Lane (6)	vs. Toledo, 11-2-16
11.	169	Domenik Hixon (9)	at Middle Tennessee, 9-17-05
12.	165	Willie Davis (13)	at Kent State, 9-1-84
13.	163	Dan Ruff (6)	at Butler, 9-15-69
14.	160	Harold Robinson (8)	at East Carolina, 10-5-91
15.	156	Lavel Bailey (4)	vs. Northern Illinois, 10-14-00
	156	Jerry Malizia (4)	at Temple, 11-18-67
17.	155	Lew Lawhorn (7)	at Virginia Tech, 10-14-95
18.	154	Keith Sconiers (8)	vs. VMI, 9-24-11
	154	Andre Jones (6)	at Northern Illinois, 10-31-09
	154	Matt Cherry (12)	vs. Miami (Ohio), 9-28-02
	154	DeShawn Brown (10)	at Ball State, 11-12-94
22.	153	Lavel Bailey (4)	at Miami (Ohio), 11-6-99
23.	151	Willie Davis (11)	at Austin Peay, 11-23-85
24.	150	Matt Cherry (7)	vs. Kent State, 8-28-03
25.	149	Dan Ruff (7)	vs. Illinois State, 11-2-68
26.	148	Dan Ruff (7)	at Youngstown St., 11-22-68
27.	147	Glenn Evans (7)	vs. Morehead State, 9-18-76
28.	146	Cornel Penland (5)	at Louisville, 10-24-87
29.	145	Lavel Bailey (4)	vs. Western Mich., 10-30-99
	145	Ray Gliinsky (4)	at Wooster, 10-19-63
31.	144	Domenik Hixon (8)	vs. Northern Illinois, 12-1-05
32.	143	David Harvey (6)	vs. Buffalo, 11-9-06
	143	Lavel Bailey (7)	at Navy, 10-23-99
34.	142	Nick Sparks (7)	at Miami (Ohio), 10-4-03
35.	141	Eddie Alford (9)	vs. Eastern Michigan, 9-2-95
36.	138	Domenik Hixon (10)	vs. Central Michigan, 10-1-05
37.	137	Keith Sconiers (7)	vs. Cincinnati, 9-17-11
	137	Jabari Arthur (8)	at Central Michigan, 9-16-06
	137	Nick Sparks (8)	at Central Michigan, 11-8-03
	137	Kenny Chapman (6)	vs. Kent State, 9-11-93
41.	136	Jake Schifino (4)	vs. Buffalo, 11-11-00
	136	Leonard Thomas (9)	at Northern Illinois, 9-3-88
	136	Willie Davis (6)	at Bowling Green, 9-28-85
	136	Ron Fuller (9)	at Marshall, 10-20-76
45.	135	Eddie Alford (11)	at Western Michigan, 10-7-95
46.	134	Jerome Lane (9)	vs. Appalachian State, 9-24-16
	134	JoJo Natson (7)	at Marshall, 9-17-16
	134	Rick Bailey (5)	at Youngstown State, 9-4-82
	134	Glenn Evans (8)	vs. Temple, 10-18-75
50.	133	David Harvey (5)	at Central Michigan, 9-16-06
	133	Jeff Blakely (3)	at Temple, 10-23-93
52.	131	Matt Cherry (8)	at Buffalo, 9-27-03
	131	Lavel Bailey (6)	vs. Central Florida, 9-16-00
54.	130	Wayne Sovlansky (6)	vs. Butler, 9-19-70
55.	129	Jabari Arthur (8)	vs. Ohio, 11-7-07
	129	Harold Robinson (3)	at Rutgers, 10-27-90
57.	128	David Harvey (3)	at North Carolina St., 9-9-06
58.	127	Brett Biggs (5)	vs. Miami (Ohio), 11-20-04
	127	Mac Thomas (8)	at Temple, 9-22-73
60.	126	Jeremy LaFrance (8)	vs. Kent State, 11-7-09
	126	Jim Lupori (13)	at Muskingum, 10-29-60
61.	125	L.T. Smith (5)	at Michigan, 9-14-13
	125	Jabari Arthur (11)	vs. Army, 9-1-07
	125	Jason Montgomery (7)	vs. Miami (Ohio), 11-20-04
	125	John Verdon (5)	vs. Denison, 10-23-54
66.	124	Lavel Bailey (8)	vs. Eastern Mich., 11-14-98
	124	Kenny Chapman (3)	vs. Eastern Michigan, 11-6-93
68.	123	Jake Schifino (3)	vs. Miami (Ohio), 9-30-00
	123	Kenny Chapman (7)	at Western Michigan, 9-18-93
	123	Joe Richardson (3)	at Ohio Wesleyan, 10-6-62
71.	122	Lavel Bailey (5)	at Eastern Michigan, 9-25-99
	122	Devon Scott (5)	vs. Bowling Green, 11-2-96
	122	Dan Ruff (6)	at Indiana State, 11-2-74
74.	121	Lavern Bass (6)	vs. Temple, 11-7-92
75.	120	Bob Smith (7)	at Western Michigan, 9-5-87
76.	119	Jalil Carter (7)	vs. Miami (Ohio), 11-17-10
	119	Jack Beidleman (5)	vs. Youngstown St., 11-8-69
78.	118	Imani Davis (7)	vs. Buffalo, 11-21-15
	118	Andrew Pratt (3)	vs. James Madison, 9-7-13
	118	Jabari Arthur (7)	at Indiana, 9-15-07
	118	Domenik Hixon (9)	vs. Miami (Ohio), 11-20-04
	118	Jason Montgomery (10)	vs. MTSU, 9-11-04
83.	117	Zach D'Orazio (9)	at Ohio, 10-18-14
	117	L.T. Smith (10)	vs. Eastern Michigan, 10-4-14
	117	Deryn Bowser (8)	vs. Ball State, 9-13-08
86.	116	Domenik Hixon (7)	vs. MTSU, 9-11-04
	116	Tom Flaherty (7)	vs. Butler, 11-6-65
88.	115	Jerome Lane (7)	at Marshall, 9-17-16
	115	Matt Cherry (8)	at Central Michigan, 11-8-03
	115	Miquel Irvin (6)	vs. Eastern Michigan, 9-23-03
	115	Joe Little (6)	at Youngstown State, 9-29-90
	115	Greg Thurman (3)	at Indiana State, 11-2-74
93.	114	Andre Jones (8)	at Bowling Green, 11-20-09
	114	Andre Jones (5)	at Eastern Mich., 10-18-08
	114	Willie Davis (9)	vs. Morehead State, 10-13-84
96.	113	Harold Robinson (5)	vs. Illinois State, 9-14-91
	113	Jack Beidleman (7)	vs. Eastern Michigan, 10-5-68
98.	112	Marquelo Suel (11)	vs. Central Michigan, 10-29-11
	112	Lavel Bailey (5)	vs. Bowling Green, 10-16-99
	112	Kenny Chapman (6)	vs. Youngstown St., 11-14-92
101.	111	Zach D'Orazio (4)	vs. Louisiana, 9-21-13
	111	Jabari Arthur (8)	vs. Central Mich., 11-23-07
	111	Lavel Bailey (5)	vs. Buffalo, 11-11-00
	111	Rick Bailey (3)	vs. Youngstown St., 11-5-83
	111	Bob Clayton (11)	at Temple, 9-22-73
106.	109	JoJo Natson (7)	at Ball State, 10-22-16
	109	Jalil Carter (5)	vs. Buffalo, 11-26-10
	109	Matt Cherry (7)	at Connecticut, 10-25-03
109.	108	Lavel Bailey (6)	at Bowling Green, 10-7-00
110.	107	Matt Cherry (5)	vs. Central Michigan, 9-14-02
	107	Harold Robinson (6)	at Central Michigan, 9-21-91
	107	Tom Adolph (8)	at Wittenberg, 11-14-59
113.	106	Willie Spencer (8)	at Marshall, 10-11-97
114.	105	Marquelo Suel (10)	vs. Massachusetts, 11-10-12
	105	Marquelo Suel (8)	vs. Miami (Ohio), 9-29-12
116.	104	Jerome Lane (4)	at Eastern Michigan, 10-10-15
	104	Domenik Hixon (6)	vs. Northern Illinois, 9-24-05
	104	Miquel Irvin (7)	at Eastern Mich., 10-05-02
119.	103	Jeff Blakely (3)	vs. Kent State, 9-11-93
120.	102	Willie Spencer (5)	vs. Central Michigan, 10-4-97
121.	101	Jabari Arthur (4)	vs. Bowling Green, 11-4-06
	101	Miquel Irvin (10)	vs. Kent State, 8-28-03
123.	100	Andre Jones (5)	at Army, 9-20-08



TOTAL OFFENSE RECORDS

MOST PLAYS

Game	84 by Thomas Woodson (192 yards)	at Buffalo, 10-27-16
Season	581 by Luke Getsy (3,426 yards)	2005
Career	1,711 by Charlie Frye (11,478 yards)	2001-04

PLAYS PER GAME

Season	45.9 by Dalton Williams (551, 12 games)	2012
	44.7 by Luke Getsy (581, 13 games)	2005
	44.3 by Charlie Frye (532, 12 games)	2003
Career	40.8 by Luke Getsy (1,019, 25 games)	2005-06
	37.1 by Charlie Frye (1,711, 46 games)	2001-04
	37.0 by Mike Johnson (814, 22 games)	1988-89

YARDS GAINED

Quarter	239 by Luke Getsy (4th, 15 rushing, 224 passing)	vs. Northern Illinois, 12-1-05
	231 by Luke Getsy (4th, 1 rushing, 231 passing)	vs. Memphis, 12-26-05
	192 by Charlie Frye (2nd, 6 rushing, 186 passing)	at Central Michigan, 11-8-03
	186 by Eric Schoch (4th, 0 rushing, 186 passing)	at Temple, 9-8-73
Half	338 by Luke Getsy (2nd, 1 rushing, 337 passing)	vs. Memphis, 12-26-05
	287 by Luke Getsy (2nd, 2 rushing, 285 passing)	vs. Northern Illinois, 12-1-05
	278 by Charlie Frye (1st, 15 rushing, 263 passing)	at Central Michigan, 11-8-03
	273 by Chris Jacquemain (1st, 1 rushing, 272 passing)	at Western Michigan, 10-6-07
	268 by Charlie Frye (1st, -4 rushing, 272 passing)	vs. Miami (Ohio), 11-20-04
Game	460 by Charlie Frye (44 rushing 416 passing)	at Central Michigan, 11-8-03
Season	3,837 by Charlie Frye (288 rushing 3,549 passing)	2003
Career	11,478 by Charlie Frye (429 rushing, 11,049 passing)	2001-04

YARDS GAINED PER GAME

Season	319.8 by Charlie Frye (3,837 in 12 games)	2003
	271.8 by Dalton Williams (3,262 in 12 games)	2012
	264.1 by Thomas Woodson (2,113 in 8 games)	2016
Career	249.5 by Charlie Frye (11,478 in 46 games)	2001-04

YARDS GAINED IN CONSECUTIVE GAMES

2 Games	858 by Luke Getsy (420 vs. Northern Illinois, 438 vs. Memphis)	2005
	786 by Charlie Frye (460 at Central Michigan, 326 vs. Ohio)	2003
3 Games	1,170 by Charlie Frye (384 vs. UCF, 460 at Central Michigan, 326 vs. Ohio)	2003
4 Games	1,449 by Charlie Frye (279 at Miami (Ohio), 384 vs. UCF, 460 at Central Mich., 326 vs. Ohio)	2003

TD RESPONSIBILITY (BY RUSHING AND PASSING)

Game	6 by Thomas Woodson (all passing)	vs. VMI, 9-3-16
	5 by Dalton Williams (all passing)	vs. Florida Int., 9-8-12
	5 by Luke Getsy (all passing)	vs. Northern Illinois, 9-24-05
	5 by Bobby Hendry (all rushing)	vs. Eastern Mich., 11-24-01
	5 by Terry Cameron (all rushing)	vs. Northern Iowa, 11-18-78
Season	29 by Charlie Frye (rushed 7, passed 22)	2003
Career	83 by Charlie Frye (rushed 19, passed 64)	2001-04

YEAR-BY-YEAR LEADERS

Year	Player, Position	Plays	Pass	Rush	Yards
2016	Thomas Woodson, QB	284	2,079	34	2,113
2015	Thomas Woodson, QB	443	2,202	600	2,802
2014	Kyle Pohl, QB	429	2,189	18	2,207
2013	Kyle Pohl, QB	474	2,438	96	2,534
2012	Dalton Williams, QB	551	3,387	-125	3,262
2011	Clayton Moore, QB	400	1,655	132	1,787
2010	Patrick Nicely, QB	397	1,753	-125	1,628
2009	Patrick Nicely, QB	264	1,349	46	1,395
2008	Chris Jacquemain, QB	454	2,748	46	2,794
2007	Chris Jacquemain, QB	323	1,623	-44	1,579
2006	Luke Getsy, QB	438	2,662	-142	2,520
2005	Luke Getsy, QB	581	3,455	-29	3,426
2004	Charlie Frye, QB	446	2,623	-6	2,617
2003	Charlie Frye, QB	532	3,549	288	3,837
2002	Charlie Frye, QB	482	2,824	125	2,949
2001	Charlie Frye, QB	351	2,053	22	2,075
2000	James Washington, QB	335	2,319	99	2,418
1999	James Washington, QB	322	1,896	40	1,936
1998	James Washington, QB	386	1,958	114	2,072
1997	Greg Lomax, RB	127	0	835	835
1996	Yasin Reeder, RB	168	0	781	781
1995	Mike Junko, QB	188	864	-89	775
1994	Brian Magrell, QB	98	548	65	613
1993	Marcel Weems, QB	316	1,157	298	1,455
1992	Marcel Weems, QB	382	1,383	754	2,137
1991	Jeff Sweitzer, QB	326	1,599	420	2,019
1990	Jeff Sweitzer, QB	255	1,133	322	1,455
1989	Mike Johnson, QB	412	1,819	398	2,217
1988	Mike Johnson, QB	402	2,170	262	2,432
1987	Andy Kubik, QB	370	1,675	20	1,695
1986	Mike Clark, RB	245	0	1,786	1,786
1985	Vernon Stewart, QB	289	1,413	312	1,725
1984	Vernon Stewart, QB	266	1,233	128	1,361
1983	James Black, RB	351	0	1,568	1,568
1982	James Black, RB	306	0	1,188	1,188
1981	Dennis Brumfield, RB	273	0	1,041	1,041
1980	Dennis Brumfield, RB	254	0	1,000	1,000
1979	Paul Winters, RB	318	0	1,298	1,298
1978	Paul Winters, RB	177	0	806	806
1977	Rick Beeman, QB	168	563	-12	551
1976	Marty Bezbatchenko, QB	200	872	172	1,044
1975	Tom Kot, QB	205	965	12	977
1974	Tom Kot, QB	210	1,039	94	1,133
1973	Eric Schoch, QB	297	1,316	468	1,784
1972	Eric Schoch, QB	286	956	361	1,317
1971	Eric Schoch, QB	177	665	405	1,070
1970	Mic Hutton, QB	224	1,058	185	1,243
1969	Mic Hutton, QB	231	1,491	-57	1,434
1968	Don Zwislser, QB	310	2,012	137	2,149
1967	Don Zwislser, QB	238	867	14	881
1966	Ron Tyson, RB	215	0	926	926
1965	Mike Martin, QB	264	1,182	92	1,274
1964	Mike Martin, QB	108	410	34	444
1963	John Lahoski, RB	159	0	766	766
1962	Joe Mackey, QB	107	491	747	738
1961	Joe Mackey, QB	172	607	371	978
1960	Marco Burnette, QB	196	-19	599	580
1959	John Stone, QB	251	1,196	-47	1,149
1958	Art Bailey, RB	158	12	650	662
1957	Art Bailey, RB	133	0	651	651
1956	Tom Boggs, QB	143	810	-36	774
1955	Ben Kimbrough, HB	78	0	792	792
1954	Marion Rossi, QB	59	836	-1	835

TOTAL OFFENSE RECORDS

CAREER TOTAL YARDS LEADERS

Player, Position	G	Plays	Pass	Rush	Tot Yds	YPG
1. Charlie Frye, QB (2001-04)	46	1,711	11,049	429	11,478	249.5
2. James Washington, QB (97-2000)	43	1,192	6,699	325	7,024	163.3
3. Luke Getsy, QB (2005-06)	25	1,019	6,117	-171	5,946	263.5
4. Thomas Woodson, QB (2014-pres.)	29	902	5,087	765	5,852	201.8
5. Kyle Pohl, QB (2012-15)	31	1,004	5,128	141	5,269	169.9
6. Vernon Stewart, QB (1983-86)	36	851	3,945	790	4,735	131.5
7. Mike Johnson, QB (1988-89)	22	814	3,989	660	4,649	211.3
8. Chris Jacquemain, QB (2007-09)	23	597	4,371	2	4,373	190.1
9. Mike Clark, TB (1984-86)	32	804	0	4,257	4,257	133.0
10. Eric Schoch, QB (1971-73)	30	760	2,937	1,234	4,171	139.0
11. Marcel Weems, QB (1991-93)	27	741	2,736	1,130	3,866	143.2
12. Don Zwisler, QB (1965-68)	27	690	3,297	268	3,565	132.0
13. Mic Hutton, QB (1969-71)	29	629	3,142	352	3,494	120.5
14. Jeff Sweitzer, QB (1988-91)	27	586	2,744	742	3,486	129.1
15. Jawon Chisholm, RB (2011-14)	46	706	8	3,403	3,411	74.1
16. Patrick Nicely, QB (2009-11)	29	700	3,358	-89	3,269	112.7
17. Dalton Williams, QB (2012)	12	551	3,387	-125	3,262	271.8
18. James Black, TB (1980-83)	31	731	0	3,054	3,054	98.5
19. Jack Beidleman, HB (1967-70)	38	561	0	3,032	3,032	79.8
20. Brandon Payne, RB (1999-02)	39	626	0	2,861	2,861	73.4
21. Bobby Hendry, RB (2000-03)	41	603	0	2,847	2,847	69.4
Billy Mills, HB (1973-76)	42	642	0	2,847	2,847	67.8
23. Paul Winters, HB (1977-79)	29	594	0	2,613	2,613	90.1
24. Dennis Kennedy, RB (2005-08)	46	562	86	2,522	2,608	56.7
25. Dennis Brumfield, TB (1979-81)	31	625	0	2,314	2,314	74.6
26. John Stone, QB (1956-59)	30	458	2,270	-85	2,185	72.8
27. Tom Kot, QB (1974-75)	21	415	2,004	106	2,110	100.5
28. Brett Biggs, RB (2004-05)	24	469	0	2,101	2,101	87.5
29. Joe Mackey, QB (1960-62)	16	363	1,473	572	2,045	127.8
30. Tom Wilhelm, FB (1972-75)	33	438	33	2,003	2,036	61.7

SEASON TOTAL YARDS

Player, Position	G	Plays	Pass	Rush	Tot Yds	YPG
1. Charlie Frye, QB (2003)	12	532	3,549	288	3,837	319.8
2. Luke Getsy, QB (2005)	13	581	3,455	-29	3,426	263.5
3. Dalton Williams, QB (2012)	12	551	3,387	-125	3,262	271.8
4. Charlie Frye, QB (2002)	12	482	2,824	125	2,949	245.8
5. Thomas Woodson, QB (2015)	13	443	2,202	600	2,802	215.5
6. Chris Jacquemain, QB (2008)	12	454	2,748	46	2,794	232.8
7. Charlie Frye, QB (2004)	11	446	2,623	-6	2,617	237.9
8. Kyle Pohl, QB (2013)	12	474	2,483	96	2,534	211.2
9. Luke Getsy, QB (2006)	12	438	2,662	-142	2,520	210.0
10. Mike Johnson, QB (1988)	11	402	2,170	262	2,432	221.1
11. James Washington, QB (2000)	11	335	2,319	99	2,418	219.8
12. Mike Johnson, QB (1989)	11	412	1,819	398	2,217	201.5
13. Kyle Pohl, QB (2014)	10	429	2,189	18	2,207	220.7
14. Don Zwisler, QB (1968)	10	310	2,012	137	2,149	214.9
15. Marcel Weems, QB (1992)	11	382	1,383	754	2,137	194.3
16. Thomas Woodson, QB (2016)	8	284	2,079	34	2,113	264.1
17. Charlie Frye, QB (2001)	11	351	2,053	22	2,075	188.6
18. James Washington, QB (1998)	11	386	1,958	114	2,072	188.4
19. Jeff Sweitzer, QB (1991)	11	326	1,599	420	2,019	183.5
20. James Washington, QB (1999)	11	322	1,896	40	1,936	176.0
21. Clayton Moore, QB (2011)	12	400	1,655	132	1,787	148.9
22. Mike Clark, TB (1986)	11	245	0	1,786	1,786	162.4
23. Eric Schoch, QB (1973)	11	297	1,316	468	1,784	162.2
24. Vernon Stewart, QB (1985)	11	289	1,413	312	1,725	156.8
25. Patrick Nicely, QB (2010)	12	397	1,753	-125	1,628	135.7

TOP SINGLE-GAME PERFORMANCES

Yards	Player (passing+rushing)	Opponent
1. 460	Charlie Frye (44 plays, 416+44)	at Central Mich., 11-8-03
2. 446	Dalton Williams (42 plays, 446+0)	vs. Miami (Ohio), 9-29-12
446	Dalton Williams (48 plays, 446+0)	vs. Morgan St., 9-15-12
4. 438	Luke Getsy (64 plays, 455+-17)	vs. Memphis, 12-26-05
5. 420	Thomas Woodson (57 plays, 407+13)	vs. VMI, 9-3-16
420	Luke Getsy (58 plays, 413+7)	vs. Northern Ill., 12-1-05
7. 415	Charlie Frye (57 plays, 399+16)	vs. MTSU, 9-11-04
8. 414	Charlie Frye (46 plays, 407+7)	vs. Kent State, 8-28-03
9. 406	Luke Getsy (39 plays, 406+0)	vs. Northern Ill., 9-24-05
10. 402	Chris Jacquemain (49 plays, 389+13)	at Western Mich., 10-6-07
11. 396	Charlie Frye (56 plays, 436-40)	vs. Miami (Ohio), 11-20-04
12. 384	Charlie Frye (39 plays, 307+77)	vs. Central Fla., 10-18-03
13. 377	Thomas Woodson (50 plays, 379-2)	at Marshall, 9-17-16
377	Brian Magrell (46 plays, 347+30)	at Ball State, 11-12-94
15. 374	Charlie Frye (37 plays, 344+30)	at Eastern Mich., 10-5-02
16. 364	Kyle Pohl (48 plays, 321+43)	vs. Louisiana, 9-21-13
364	Charlie Frye (30 plays, 362+2)	at Buffalo, 9-27-03
16. 361	Luke Getsy (50 plays, 375-14)	at Central Mich., 9-16-06
17. 359	Thomas Woodson (71 plays, 338+21)	at Ball State, 10-22-16
359	Thomas Woodson (69 plays, 353+16)	vs. Appalachian State, 9-24-16
359	Charlie Frye (59 plays, 322+37)	vs. Marshall, 11-5-04
20. 356	Kyle Pohl (62 plays, 308+48)	vs. Howard, 8-218-14
21. 352	Charlie Frye (38 plays, 372-20)	at Wisconsin, 9-6-03
22. 345	Charlie Frye (42 plays, 348-3)	vs. Miami (Ohio), 9-28-02
23. 341	Charlie Frye (31 plays, 303+38)	vs. Eastern Mich., 9-13-03
24. 340	Mike Johnson (55 plays, 318+12)	at Eastern Ill., 10-14-89
25. 333	James Washington (34 plays, 324+9)	vs. Northern Ill., 10-14-00
26. 331	Thomas Woodson (71 plays, 238+93)	at Louisiana, 9-26-15
27. 329	Dalton Williams (51 plays, 329+0)	at Central Mich., 10-27-12
329	Luke Getsy (48 plays, 319+10)	at MTSU, 9-17-05
29. 327	Charlie Frye (29 plays, 313+14)	vs. Eastern Mich., 11-24-01
30. 326	Charlie Frye (27 plays, 277+49)	vs. Ohio, 11-15-03

MOST PLAYS SINGLE GAME

1. 84	Thomas Woodson	at Buffalo, 10-27-16
2. 73	Thomas Woodson	vs. Ohio, 10-3-15
3. 65	Kyle Pohl	vs. Bowling Green, 11-4-14
4. 64	Luke Getsy	vs. Memphis, 12-26-05
5. 63	Kyle Pohl	at Northern Ill., 10-12-13
6. 62	Kyle Pohl	vs. Howard, 8-28-14
7. 61	Thomas Woodson	vs. Central Michigan, 10-31-15
61	Luke Getsy	vs. Central Mich., 10-1-05
9. 59	Charlie Frye	vs. Marshall, 11-5-04
59	Charlie Frye	vs. Miami (Ohio), 9-28-02
11. 58	Dalton Williams	at Florida Int., 9-8-12
58	Luke Getsy	vs. Northern Illinois, 12-1-05
58	Charlie Frye	at Virginia, 9-21-02
14. 57	Thomas Woodson	vs. VMI, 9-3-16
57	Dalton Williams	vs. Bowling Green, 10-6-12
57	Charlie Frye	vs. MTSU, 9-11-05
17. 56	Dalton Williams	at Ohio, 10-13-12
56	Charlie Frye	vs. Miami (Ohio), 11-20-04
56	Charlie Frye	at Wisconsin, 9-6-03
56	Charlie Frye	vs. Kent State, 8-28-03
21. 55	Carlton Jackson	at Bowling Green, 11-2-07
55	Charlie Frye	at Central Florida, 10-26-02
55	Mike Johnson	at Eastern Illinois, 10-14-89
24. 54	Dalton Williams	vs. Central Florida, 8-30-12
54	Marco Burnette	at Muskingum, 10-29-60



PUNT RETURN & KICK RETURN RECORDS



LONGEST PUNT RETURN FOR A TOUCHDOWN

85	Domenik Hixon	vs Ball State, 10-23-04
80	Frank Zazula (15)/Dick Miller (65)	at Toledo, 10-16-37
79	JoJo Natson	at Buffalo, 10-27-16

LONGEST KICKOFF RETURN

100	Jamie Goodwin	at Connecticut, 10-25-03
100	Ron Brant	at Youngstown State, 9-4-82
100	Hayes Jenkins	at Ohio Wesleyan, 1924

LONGEST RETURN OFF FREE KICK

89	Alphonso Owen (11)/Andre Jones (78)	at Western Mich., 10-06-07
----	-------------------------------------	----------------------------

YARDS ON KICKOFF RETURNS

Game	180 by Matt Carter (8 att)	at Marshall, 10-27-01
	166 by Jeff Blakely (8 att)	vs. Central Mich., 10-15-94
Season	867 by Matt Carter (36 att)	2002
	853 by Jamie Goodwin (37 att)	2003
	798 by Dashan Miller (31 att)	2009
	705 by Domenik Hixon (30 att)	2005
	704 by Jalil Carter (34 att)	2010
Career	1,366 by Matt Carter (59 att)	2001-02
	1,279 by Bryan Williams (42 att)	2007-08
	1,232 by Jimmie Gray (60 att)	1998-02
	1,171 by Domenik Hixon (49 att)	2004-05
	1,114 by Dashan Miller (44 att)	2008-09

HIGHEST AVERAGE GAIN PER KICKOFF RETURN

Game (Min. 2)	78.5 by David Harvey (2 for 157)	vs. North Texas, 9-23-06
	58.5 by Bryan Williams (2 for 117)	vs. Kent State, 9-22-07
Season (Min. 10)	31.9 by Bryan Williams (21 for 670)	2007
	30.0 by David Harvey (17 for 510)	2006
Career (Min. 20)	26.2 by Jim Braccio (21 for 548)	1964-66
Career (Min. 30)	30.5 by Bryan Williams (42 for 1,279)	2007-08*
	25.3 by Dashan Miller (44 for 1,114)	2008-09
	24.0 by Domenik Hixon (48 for 1,154)	2002-05

* - Ranks 7th all-time in NCAA history

KICKOFF RETURNS

Game	8 by Matt Carter (180 yards)	at Marshall, 10-27-01
	8 by Jeff Blakely (166 yards)	vs. Central Mich., 10-15-94
Season	39 by Tyler Williams (694 yards)	2011
Career	59 by Matt Carter (1,366 yards)	2001-02

TOUCHDOWNS ON KICKOFF RETURNS

Game	1 by multiple players	at Syracuse, 10-24-09
	last: Dashan Miller - 98 yards	
Season	2 by Dan Ruff	1967
Career	2 by Dan Ruff	1967-69
	2 by Jim Braccio	1964-66
	2 by Frank Zazula	1937-40

LONGEST PUNT RETURNS

85	Domenik Hixon	vs. Ball State, 10-23-04
80	Frank Zazula (15) and Dick Miller (65)	at Toledo, 10-16-37
79	JoJo Natson	at Buffalo, 10-27-16
76	Matt Cherry	vs. Cal Poly, 10-11-03
75	Pat Coughenour (1)/Mike Hatch (74)	vs. Western Ill., 9-25-71

MOST YARDS ON PUNT RETURNS

Game	133 by Jeff Sweitzer (4 att)	vs. Northern Arizona, 11-4-89
Season	305 by Matt Cherry (23 att)	2003
Career	535 by Pat Snow (75 returns)	1978-81

HIGHEST AVERAGE GAIN PER RETURN

Game (Min. 3)	39.0 by Domenik Hixon (3 for 117)	vs. Ball State, 10-23-04
	33.2 by Jeff Sweitzer (4 for 133)	vs. Northern Arizona, 11-4-89
Season (Min. 10)	17.2 by Domenik Hixon (16 for 275)	2004
	16.3 by JoJo Natson (16 for 261)	2016
	16.3 by Matt Cherry (10 for 163)	2001
	16.3 by Jeff Sweitzer (10 for 163)	1989
Career (Min. 30)	13.3 by Matt Cherry (39 for 520)	2000-03

MOST PUNT RETURNS

Game	9 by Jeff Sweitzer (105 yds)	vs. New Mexico St., 11-5-88
Season	34 by Brian Moran (275 yards)	1985
Career	75 by Pat Snow (535 yards)	1978-81

MOST PUNT RETURNS FOR TOUCHDOWNS

Game	2 by Jeff Sweitzer	vs. Northern Arizona, 11-4-89
Season	2 by JoJo Natson	2016
	2 by Matt Cherry	2003
	2 by Jeff Sweitzer	1989
Career	3 by Matt Cherry	2000-03
	3 by Jeff Sweitzer	1988-91

ALL-PURPOSE YARDS RECORDS

YEAR-BY-YEAR ALL-PURPOSE YARDS

Year	Player	Yards	Rush	Rec.	Ret.
2016	JoJo Natson	1,166	6	837	323
2015	Conor Hundley	981	911	70	0
2014	L.T. Smith	916	0	489	427
2013	Jawon Chisholm	1,080	869	211	0
2012	Jawon Chisholm	1,284	953	310	21
2011	Jawon Chisholm	1,045	961	84	0
2010	Jalil Carter	1,144	28	412	704
2009	Dashan Miller	1,163	108	257	798
2008	Dennis Kennedy	1,635	1,321	314	0
2007	Bryan Williams	1,602	728	204	670
2006	David Harvey	1,439	7	914	518
2005	Domenik Hixon	2,139	24	1,210	905
2004	Domenik Hixon	1,606	0	882	724
2003	Matt Cherry	1,360	0	904	456
2002	Bobby Hendry	1,116	1,021	95	0
2001	Bobby Hendry	1,063	819	21	223
2000	Brandon Payne	1,434	1,062	211	161
1999	Brandon Payne	1,171	845	114	212
1998	Greg Lomax	1,026	861	155	10
1997	Greg Lomax	1,271	835	167	269
1996	Yasin Reeder	1,351	781	85	485
1995	Lew Lawhorn	1,196	57	442	697
1994	DeShawn Brown	843	588	255	0
1993	Kenny Chapman	682	0	636	46
1992	Darrien Gouch	1,341	579	192	570
1991	Tyrone Nelson	878	769	109	0
1990	Marcus Reliford	1,007	684	154	169
1989	Doug Lewis	969	763	182	24
1988	Doug Lewis	790	609	82	99
1987	Derek Alston	1,151	689	144	318
1986	Mike Clark	1,914	1,786	128	0
1985	Mike Clark	1,411	1,299	112	0
1984	Mike Clark	1,190	1,172	18	0
1983	James Black	1,568	1,568	0	0
1982	James Black	1,184	1,188	-4	0
1981	Dennis Brumfield	1,041	1,041	0	0
1980	Dennis Brumfield	1,025	1,000	25	0
1979	Paul Winters	1,313	1,298	15	0
1978	Terry Cameron	1,021	456	380	185
1977	Mark Hovanec	547	535	12	0
1976	Billy Mills	664	659	5	0
1975	Billy Mills	841	830	11	0
1974	Billy Mills	861	662	0	199
1973	Mac Thomas	1,157	26	713	418
1972	Mac Thomas	817	0	428	389
1971	Calvin Pierce	1,174	803	125	246
1970	Jack Beidleman	1,415	758	265	392
1969	Jack Beidleman	1,959	1,050	562	347
1968	Dan Ruff	1,393	-4	1041	356
1967	Jack Beidleman	667	425	162	80
1966	Ron Tyson	993	926	56	11
1965	Jim Morrison	545	332	120	93
1964	Jim Braccio	616	180	10	426

CAREER ALL-PURPOSE YARDS LEADERS

	Player	Yards	Rush	Rec.	Ret.
1.	Jack Beidleman (1967-70)	5,377	3,032	1,414	931
2.	Mike Clark (1984-86)	4,515	4,257	258	0
3.	Brandon Payne (1999-02)	3,987	2,861	780	346
4.	Domenik Hixon (2002-05)	3,745	24	2,092	1,629
5.	Bobby Hendry (2000-03)	3,396	2,847	326	223
6.	Dan Ruff (1967-70)	3,391	0	2,531	860
7.	Dennis Kennedy (2004-08)	3,345	2,522	745	78
8.	Billy Mills (1973-76)	3,067	2,816	39	212
9.	Brett Biggs (2004-05)	3,057	2,101	956	0
10.	James Black (1980-83)	3,050	3,054	-4	0

SEASON ALL-PURPOSE YARDS LEADERS

	Player	Yards	Rush	Rec.	Ret.
1.	Domenik Hixon (2005)	2,139	24	1,210	905
2.	Jack Beidleman (1969)	1,959	1,050	562	347
3.	Mike Clark (1986)	1,914	1,786	128	0
4.	Brett Biggs (2005)	1,765	1,230	535	0
5.	Dennis Kennedy (2008)	1,635	1,321	314	0
6.	Domenik Hixon (2004)	1,606	0	882	724
7.	Bryan Williams (2007)	1,602	728	204	670
8.	James Black (1983)	1,568	1,568	0	0
9.	Brett Biggs (2004)	1,462	871	421	170
10.	David Harvey (2006)	1,439	7	914	518
11.	Brandon Payne (2000)	1,434	1,062	211	161
12.	Jack Beidleman (1970)	1,415	758	265	392
13.	Mike Clark (1985)	1,411	1,299	112	0
14.	Dan Ruff (1968)	1,393	-4	1,041	356
15.	Matt Cherry (2003)	1,360	0	904	456

TOP SINGLE GAME PERFORMANCES

(RUSHING, RECEIVING, RETURN YARDS)

1.	362	Jack Beidleman (178, 119, 65)	vs. Youngstown St., 11-8-69
2.	309	Brett Biggs (195, 86, 28)	vs. Ball State, 10-23-04
3.	295	James Black (295, 0, 0)	at Austin Peay, 11-19-83
4.	292	Dennis Kennedy (277, 15, 0)	at Eastern Mich., 10-18-08
5.	273	Domenik Hixon (0, 138, 129)	vs. Eastern Mich., 10-1-05
6.	267	Mike Clark (255, 12, 0)	vs. Central Florida, 9-27-86
7.	266	Mike Clark (220, 46, 0)	at Youngstown St., 11-21-86
8.	263	Dennis Kennedy (141, 21, 0)	vs. Buffalo, 11-13-08
9.	262	Harold Robinson (0, 184, 78)	at Temple, 11-23-91
10.	259	Greg Lomax (174, 85, 0)	at Central Mich., 10-31-98
	259	Mike Clark (186, 73, 0)	at Western Ky., 10-5-85



KICKING RECORDS



ROBERT STEIN

MOST EXTRA POINTS

Game	9 by Robert Stein	vs. Morgan State, 9-15-12
	8 by Tom O'Leary	at Marshall, 9-17-16
	8 by Jason Swiger	vs. Howard, 9-20-03
	8 by Zac Derr	vs. Eastern Mich., 11-24-01
	7 by Robert Stein	vs. Miami (Ohio), 9-29-12
	7 by Billy Sullivan	vs. Liberty, 10-12-02
	7 by Zac Derr	vs. Bowling Green, 10-16-99
	7 by Bob Dombroski	vs. Northern Arizona, 11-4-89
	7 by Tom Budziszewski	vs. Northern Mich., 10-14-72
	7 by Tom Budziszewski	at Indiana (Pa.), 11-14-70
	7 by John Harrison	vs. Youngstown St., 11-8-69
	7 by John Harrison	vs. Ball State, 10-4-69
	7 by John Harrison	at Butler, 9-13-69

Season	49 by Jason Swiger (50 attempts)	2003
	40 by Billy Sullivan (43 attempts)	2002
Career	130 by Robert Stein (134 attempts)	2012-15

MOST POINTS SCORED (KICK) - SINGLE GAME

17	Jason Swiger	vs. Howard, 9-20-03
17	Zac Derr	vs. Eastern Mich., 11-24-01
17	Daron Alcorn	vs. Temple, 11-7-92

FIELD GOALS - SINGLE GAME

Attempts	6 by Daron Alcorn (made 5)	vs. Temple, 11-7-92
Made	5 by Daron Alcorn	vs. Temple, 11-7-92
	5 by Russ Klaus	at Bowling Green, 9-28-85
	5 by Andy Graham	at Eastern Illinois, 11-17-79
Pct. (Min. 5 atts.)	1.000 (5 of 5) by Russ Klaus	at Bowling Green, 9-28-85

LONGEST FIELD GOALS

1.	56	Daron Alcorn	vs. Toledo, 9-12-92
2.	54	Bob Dombroski	at Youngstown State, 10-1-88
3.	53	Jason Swiger	at Connecticut, 10-25-03
	53	Daron Alcorn	at Virginia Tech, 9-2-89
	53	Andy Graham	at Middle Tennessee, 11-15-80
6.	52	Zac Derr	at Miami (Ohio), 10-13-01
	52	Russ Klaus	vs. Eastern Michigan, 9-21-85
	52	Dennis Heckman	vs. Murray State, 10-22-83
	52	Dennis Heckman	at Middle Tennessee, 10-2-82

10.	51	Robert Stein	vs. Ball State, 10-26-13
	51	Igor Iveljic	at Western Michigan, 10-6-07
	51	Daron Alcorn	vs. Louisiana Tech, 10-7-89
	51	Bob Dombroski	vs. Temple, 9-26-87
	51	Bob Dombroski	vs. Youngstown State, 11-22-86
	51	Russ Klaus	vs. Eastern Michigan, 9-21-85
	51	Brian Ellis	at Ball State, 9-28-74
	51	Brian Ellis	at Western Illinois, 11-10-73

SEASON FIELD GOAL PERCENTAGE

91.7 (11-12)	by Bob Dombroski	1989
--------------	------------------	------

CONSECUTIVE FIELD GOALS MADE

12	Bob Dombroski	1988-89
12	Andy Graham	1979-80

CONSECUTIVE EXTRA POINTS MADE

Season	48 by Jason Swiger	2003
Career	51 by Robert Stein	2012-13

KICK SCORING - CAREER

	Player	XP	FG	Pts
1.	Robert Stein (2012-15)	130-134	46-66	268
2.	Zac Derr (1998-01)	125-132	47-64	266
3.	Bob Dombroski (1986-89)	100-104	51-69	253
4.	Jason Swiger (2003-05)	115-119	38-57	229
5.	Igor Iveljic (2007-2010)	86-93	42-60	212
6.	Daron Alcorn (1989-92)	64-68	45-76	199
7.	Dennis Heckman (1981-83)	55-58	35-57	160
8.	Jim Embick (1974-77)	69-78	28-63	153

KICK SCORING - SEASON

	Player	XP	FG	Pts
1.	Igor Iveljic (2008)	38-40	18-28	92
2.	Jason Swiger (2003)	49-50	14-20	91
3.	Russ Klaus (1985)	26-26	19-29	83
4.	Robert Stein (2015)	36-38	15-22	81
5.	Jason Swiger (2005)	35-36	14-20	77
6.	Zac Derr (2001)	30-30	15-18	75
7.	Dennis Heckman (1983)	21-21	17-24	72
	Daron Alcorn (1992)	18-20	18-26	72
9.	Igor Iveljic (2007)	25-26	15-18	70
10.	Zac Derr (2000)	38-41	11-16	71

FIELD GOALS MADE - CAREER

	Player	Made	Att	Pct.
1.	Bob Dombroski (1986-89)	51	69	.739
2.	Zac Derr (1998-01)	47	64	.734
3.	Robert Stein (2012-15)	46	66	.697
4.	Daron Alcorn (1989-92)	45	76	.592
5.	Igor Iveljic (2007-2010)	42	60	.700
6.	Jason Swiger (2003-05)	38	57	.666
7.	Dennis Heckman (1981-83)	35	57	.614
8.	Andy Graham (1977-80)	31	50	.620

FIELD GOALS MADE - SEASON

	Player	Made	Att	Pct.
1.	Russ Klaus (1985)	19	29	.655
2.	Igor Iveljic (2008)	18	28	.643
	Daron Alcorn (1992)	18	26	.692
4.	Dennis Heckman (1983)	17	24	.708
5.	Bob Dombroski (1988)	16	21	.762
	Andy Graham (1979)	16	21	.762
7.	Robert Stein (2015)	15	22	.682
	Igor Iveljic (2007)	15	18	.833

PUNTING & SCORING RECORDS

LONGEST PUNT

81	Jim Heyworth	vs. Northern Michigan, 10-12-74
77	Frank Zazula	vs. Toledo, 1937
76	Zack Campbell	at Syracuse, 10-24-09
74	Jonathan Eaton	vs. Western Michigan, 10-30-99

MOST YARDS PUNTING

Game	613 by Bill Rudison (13 punts)	at Virginia Tech, 9-2-89
Season	3,276 Zach Paul (79 punts)	2015
	3,061 by Zack Campbell (81 punts)	2010
	3,034 by Billy Sullivan (77 punts)	2005
Career	11,529 by Zach Paul (275 punts)	2012-15

HIGHEST PUNTING AVERAGE

GAME		
(Min. 5)	51.8 by Daron Alcorn (5 for 259)	vs. Cincinnati, 11-21-92
(Min. 10)	47.2 by Bill Rudison (13 for 613)	at Virginia Tech, 9-2-89

SEASON


(Min. 40)	44.9 by Ray Dodge (42 for 1886)	1948
(Min. 50)	43.8 by Mike Hayes (53 for 2319)	1997

CAREER

(Min. 150)	42.2 by Mike Hayes (182 for 7,688)	1994-98
(Min. 250)	41.9 by Zach Paul (275 for 11,529)	2012-15

MOST PUNTS

Game	14 by John Stec	at Ohio State, 9-8-07
	13 by Bill Rudison	at Virginia Tech, 9-2-89
Season	81 by Zack Campbell	2010
	79 by Zach Paul	2015
	79 by Frank Zazula	1939
Career	275 by Zach Paul	2012-15



YEAR-BY-YEAR SCORING LEADERS


Year	Player, Position	TD	FG	XP	Pts.
2016	JoJo Natson	12	0	0	72
2015	Robert Stein, PK	0	15	36	81
2014	Robert Stein, PK	0	13	27	66
2013	Robert Stein, PK	0	9	29	56
2012	Robert Stein, PK	0	9	38	65
2011	A.J. Fox, PK	0	8	9	33
2010	Alex Allen, RB	8	0	0	48
2009	Branko Rogovic, PK	0	7	24	45
2008	Dennis Kennedy, RB	18	0	1	110
2007	Igor Iveljic, PK	0	25	15	70
2006	David Harvey, WR	10	0	0	62
2005	Brett Biggs, RB	14	0	0	84
2004	Brett Biggs, RB	12	0	0	72
2003	Jason Swiger, PK	0	14	49	91
2002	Billy Sullivan, PK	0	7	40	61
2001	Zac Derr, PK	0	15	30	75
2000	Brandon Payne, RB	16	0	0	96
1999	Brandon Payne, RB	14	0	2	86
1998	Greg Lomax, RB	13	0	2	80
1997	Greg Lomax, RB	9	0	0	54
1996	Yasin Reeder, RB	8	0	0	48
1995	Lew Lawhorn, WR	6	0	0	36
1994	Jozsef Jakab, PK	0	7	12	33
1993	Jozsef Jakab, PK	0	8	19	43
1992	Daron Alcorn, PK	0	18	18	72
1991	Daron Alcorn, PK	0	13	23	62
1990	Daron Alcorn, PK	0	9	23	50
1989	Bob Dombroski, PK	0	11	30	63
1988	Bob Dombroski, PK	0	16	19	67
1987	Bob Dombroski, PK	0	14	18	60
1986	Bob Dombroski, PK	0	10	33	63
1985	Russ Klaus, PK	0	19	26	83
1984	Russ Klaus, PK	0	11	23	56
1983	Dennis Heckman, PK	0	17	21	72
1982	Dennis Heckman, PK	0	11	21	54
1981	Dennis Brumfield, RB	7	0	0	42
1980	Andy Graham, PK	0	9	15	42
1979	Andy Graham, PK	0	16	18	66
1978	Dan Simon, FB	9	0	0	54
	Terry Cameron, RB	9	0	0	54
1977	Jim Embick, PK	0	6	28	46
1976	Jim Embick, PK	0	11	20	53
1975	Tom Wilhelm, FB	12	0	0	72
1974	Tom Wilhelm, FB	7	0	0	42
1973	Brian Ellis, PK	0	9	29	56
1972	Eric Schoch, QB	7	0	0	42
	Calvin Pierce, RB	7	0	0	42
1971	Tom Budziszewski, PK	0	7	22	43
1970	Jack Beidleman, RB	7	0	2	44
1969	Jack Beidleman, RB	16	0	2	98
1968	Dan Ruff, WR	11	0	0	66
1967	Tony Moro, FB	4	0	0	24
	Ron Lemon, RB	4	0	0	24
	Don Zwisler, QB	4	0	0	24
1966	Ron Tyson, FB	11	0	0	66
1965	Rich Thomas, RB	3	0	2	20
1964	Pete Toto, FB	7	0	2	44
1963	John Lahoski, FB	14	0	0	84
1962	Tom Adolph, E/PK	6	0	23	59
1961	George Deo, FB	13	0	0	78
1960	Tom Murphy, RB	3	0	0	18
1959	Frank Lomax, RB	7	0	0	42
1958	Art Bailey, RB	13	0	8	86
1957	Art Bailey, RB	9	0	0	54
1956	Dave Adolph, PK	1	1	23	32
1955	Tom Boggs, QB	4	0	16	40
1954	Buster Rizzo, RB	7	0	0	42



SCORING RECORDS

CAREER SCORING LEADERS

Player	TD	FG	XP	Pts.
1. Robert Stein (2012-15)	0	46	130	268
2. Zac Derr (1998-2001)	0	47	125	266
3. Brandon Payne (1999-02)	43	0	2	260
4. Bob Dombroski (1986-89)	0	51	100	253
5. Jason Swiger (2002-05)	0	38	115	229
6. Jack Beidleman (1967-70)	36	0	10	226
7. Igor Iveljic (2007-10)	0	42	86	212
8. Daron Alcorn (1989-92)	0	45	64	199
9. Bobby Hendry (2000-03)	33	0	0	198
10. Dennis Kennedy (2005-08)	29	0	2	176
Dan Ruff (1967-70)	29	0	2	176
12. Art Bailey (1952-58)	27	0	8	170
13. Dennis Heckman (1981-83)	0	35	55	160
14. Brett Biggs (2004-05)	26	0	0	156
Tom Wilhelm (1972-75)	26	0	0	156
16. Jim Embick (1974-77)	0	28	69	153
17. Mike Clark (1984-85)	25	0	0	150
18. Andy Graham (1977-80)	0	31	54	147
19. Greg Lomax (1995-98)	23	0	2	140
20. Russ Klaus (1984-85)	0	30	49	139



SEASON SCORING LEADERS

Player	TD	FG	XP	Pts.
1. Dennis Kennedy (2008)	18	0	1	110
2. Jack Beidleman (1969)	16	0	2	98
3. Brandon Payne (2000)	16	0	0	96
4. Jason Swiger (2003)	0	14	49	91
5. Igor Iveljic (2008)	0	18	38	92
6. Bobby Hendry (2003)	15	0	0	90
7. Brandon Payne (1999)	14	0	2	86
Art Bailey (1958)	13	0	8	86
9. Brett Biggs (2005)	14	0	0	84
John Lahoski (1963)	14	0	0	84
11. Russ Klaus (1985)	0	19	26	83
12. Robert Stein (2015)	0	15	36	81
13. Greg Lomax (1998)	13	0	2	80
14. Mike Clark (1985)	13	0	0	78
George Deo (1961)	13	0	0	78
Jason Swiger (2005)	0	14	35	77
17. Zac Derr (2001)	0	15	30	75
18. JoJo Natson (2016)	12	0	0	72
Brett Biggs (2004)	12	0	0	72
Daron Alcorn (1992)	0	18	18	72
Dennis Heckman (1983)	0	17	21	72
Tom Wilhelm (1975)	12	0	0	72

MISCELLANEOUS SCORING RECORDS

Points Scored in a Game			
30	Bobby Hendry	vs. Eastern Mich., 11-24-01	
30	Terry Cameron	vs. Northern Iowa, 11-18-78	
30	Art Bailey	at Denison, 1958	
Touchdowns Scored in a Game			
5	Terry Cameron	vs. Northern Iowa, 11-18-78	
5	Bobby Hendry	vs. Eastern Michigan, 11-24-01	
Most Touchdowns Scored by Two Players - Same Season			
26	Jack Beidleman (16) and Dan Ruff (10)		1969
Most Points Scored by Two Players - Same Season			
202	Dennis Kennedy (110) and Igor Iveljic (92)		2008

DEFENSE RECORDS

TOTAL TACKLES

Game	35 by Brad Reese (10 solo/25 assists)	vs. Western Ky, 9-20-80
Season	221 by Brad Reese (106 solo/115 assists)	1980
Career	715 by Steve Cockerham (373 solo/342 assists)	1974-77
	710 by Brad Reese (352 solo/358 assists)	1978-81

SOLO TACKLES

Game	21 by Joe Mazzaferro	vs. Kent State, 1952
Season	107 by Steve Cockerham	1975
Career	373 by Steve Cockerham	1974-77

ASSISTED TACKLES

Game	25 by Brad Reese	vs. Western Ky., 9-20-80
Season	115 by Brad Reese	1980
Career	358 by Brad Reese	1978-81

TACKLES FOR LOSS

Season	20.0 by Jatavis Brown	2015
Career	41.5 by Jatavis Brown	2011-15
	41.0 by Jason Taylor	1993-96
	38.5 by Brion Stokes	2004-07
	38.5 by Chase Blackburn	2001-04
	36.0 by Kevin Grant	2004-08

SACKS

Season	12 by Jatvis Brown	2015
	10 by Jason Taylor	1996
	10 by Ken Williams	1993
Career	21 by Jason Taylor	1993-96

YEAR-BY-YEAR TACKLE LEADERS

Year	Player, Position	Solo	Assists	Total
2016	Ulysees Gilbert, LB	65	57	122
2015	Jatavis Brown, LB	62	54	116
2014	Jatavis Brown, LB	64	35	99
2013	Jatavis Brown, LB	57	50	107
2012	Kurt Mangum, LB	48	62	110
2011	Brian Wagner, LB	56	91	147
2010	Brian Wagner, LB	65	65	130
2009	Brian Wagner, LB	72	60	132
2008	Kevin Grant, LB	50	35	85
2007	Brion Stokes, LB	60	30	90
2006	John Mackey, DB	52	36	88
2005	Jay Rohr, LB	75	46	121
2004	John Fuller, DB	46	49	95
2003	Domenik Hixon, DB	78	33	111
2002	Chase Blackburn, LB	61	35	96
2001	Ryan Myers, LB	58	19	77
2000	Rich Reliford, DB	66	14	80
1999	Jonathan Eaton, DB	54	29	83
1998	George Germany, DB	66	31	80
1997	Nate Boyd, LB	50	55	105
1996	Nate Boyd, LB	90	50	140
1995	Jason Taylor, DL	70	29	99
1994	Darwin Wilson, LB	50	45	95
1993	Phil Dunn, LB	98	76	174
1992	Phil Dunn, LB	99	102	201
1991	Phil Dunn, LB	81	93	174
1990	Brian Hilck, LB	71	104	175
1989	John Clark, LB	64	93	157
1988	Steve Englehart, LB	40	73	113
1987	Mike Rahach, LB	75.5	62	137.5
1986	Mike Rahach, LB	56	54	110
1985	Ed Grimsley, LB	75	89	164


1984	Jeff Lake, LB	75	96	171
1983	Jeff Lake, LB	78	85	163
1982	Jeff Lake, LB	77	71	148
1981	Brad Reese, LB	79	92	171
1980	Brad Reese, LB	106	115	221
1979	Brad Reese, LB	107	107	214
1978	Brad Reese, LB	60	44	104
1977	Steve Cockerham, LB	100	81	181
1976	Keith Luck, LB	66	86	152
1975	Steve Cockerham, LB	107	86	193
1974	Steve Cockerham, LB	77	87	164
1973	Dick Pitts, LB	75	62	137
1972	Dick Pitts, LB	65	55	120
1971	Denny Blake, LB	71	74	145

YEAR-BY-YEAR TFL LEADERS

Year	Player	No.	Yards
2016	Ulysees Gilbert	11.5	57
2015	Jatavis Brown	20.0	115
2014	Jatavis Brown	14.5	69
2013	Cody Grice	7.5	25
	C.J. Mizell	7.5	33
	Albert Presley	7.5	43
2012	J.D. Griggs	11.0	34
2011	Brian Wagner	6.0	15
2010	Shawn Lemon	10.5	54
2009	Hazan Hazime	3.0	24
2008	Kevin Grant	8.5	41
	Mike Thomas	8.5	33
2007	Brion Stokes	14.5	69
2006	Brion Stokes	13.0	45
2005	Brian White	16.5	65
2004	Chase Blackburn	8.5	49
2003	Chase Blackburn	13.0	33
2002	Chase Blackburn	12.0	36
	Diontre Earl	12.0	20
2001	Brad Detwiler	12.0	58
	Chris Smith	12.0	37
2000	Dwayne LeFall	9.0	45
1999	Ron Smith	15.0	52
1998	Jeremy Maxa	12.0	70
1997	Nate Boyd	7.0	21
	Corey Christian	7.0	24
1996	Jason Taylor	18.0	72
1995	Jason Taylor	11.0	40
	Mack Warren	11.0	23
1994	Darwin Wilson	10.0	34
1993	Morris Casey	14.0	28
1992	Bruce Keys	16.0	39
1991	Wayne Anderson	5.0	18
1990	Brian Hilck	12.0	30
1989	Terry Mays	10.0	20
1988	Pierce Joiner	10.0	34
1987	Pierce Joiner	10.0	32
1986	Pierce Joiner	15.0	79
1985	Bill Hadden	19.0	96
1984	Steve Rafac	12.0	83
1983	Dave Arango	17.0	63
1982	Joe Meyers	11.0	27
1981	Scott Miller	16.0	62
1980	Jamie Warburton	11.0	44
1979	Dave Flegal	9.0	41
1978	Mike Holian	6.0	n/a
1977	Bob Wolf	8.0	n/a



DEFENSE RECORDS



JASON
TAYLOR

YEAR-BY-YEAR SACK LEADERS

Year	Player	No.	Yards
2016	Ulysees Gilbert	4.0	36
2015	Jatavis Brown	12.0	90
2014	Nordly Capi/Jerome Lane	5.0	38/25
2013	Nico Caponi	6.5	31
2012	J.D. Griggs	6.0	26
2011	Oren Wilson	3.5	16
2010	Shawn Lemon	7.0	46
2009	Hasan Hazime/ Shawn Lemon	3.0	15
2008	Kevin Grant	4.0	26
2007	Brion Stokes	5.5	36
2006	Brion Stokes	5.5	26
2005	Jermaine Reid	7.0	30
2004	Jay Rohr/ Chase Blackburn	5.0	22/38
2003	Dwayne LeFall	6.5	37
2002	Josh Hill	4.0	21
2001	Marques Hayes	6.0	41
2000	Dwayne LeFall	4.5	21
1999	Ron Smith	5.5	31
1998	Jeremy Maxa	7.0	37
1997	Nate Boyd	2.5	14
1996	Jason Taylor	10.0	53
1995	Jason Taylor	5.0	34
1994	Jason Taylor	6.0	45
1993	Ken Williams	10.0	54
1992	Jerry Best	5.0	40
1991	Wayne Anderson/ Jerry Best	4.5	36/21
1990	Scott Brown	3.0	13
	Eric Drakes	3.0	14
	Terry Mays	3.0	29
1989	Curtis Williams	6.5	52
1988	Pierce Joiner	8.5	35

MOST INTERCEPTIONS

Game	6 by Dick Miller	vs. Baldwin-Wallace, 1937
Season	13 by Dick Miller	1937
Career	18 by Gary Tyler	1985-87

MOST YARDS ON INTERCEPTION RETURNS

Game	99 by Andre McCray	vs. Kent State, 10-10-98 (1 INT)
Season	208 by Dwight Smith	2000 (10 INTs)
Career	265 by Shawn Vincent	1988-90 (15 INTs)

TOUCHDOWNS BY INTERCEPTION RETURN

Game	2 by Gary Tyler	vs. Tennessee Tech, 11-1-86
Season	2 by Dwight Smith	2000
	2 by Gary Tyler	1986
Career	3 by Dwight Smith	1997-2000

LONGEST INTERCEPTION RETURN

	Yards	Player	Opponent
1.	99	Andre McCray	vs. Kent State, 10-10-98
2.	97	Bill Darulis	vs. Mount Union, 1932
3.	88	Ben Flossie	vs. John Carroll, 1940
4.	87	Rickie Coble	at Ohio State, 9-8-01

YEAR-BY-YEAR INTERCEPTION LEADERS

Year	Player	No.	Yards	TD
2016	Kyron Bronw	3	68	0
2015	DeAnre Scott	6	14	0
2014	Martel Durant	3	1	0
2013	Malachi Freeman	3	10	0
	Justin March	3	34	1
2012	Avis Commack	1	44	1
	J.D. Griggs	1	0	0
	Kurt Mangum	1	7	0
	Justin March	1	0	0
2011	Josh Richmond	1	11	0
	Johnny Robinson	1	0	0
2010	Anthony Holmes	3	1	0
2009	Miguel Graham	3	62	0
	Manley Waller	3	50	0
2008	Miguel Graham	3	0	0
2007	Reggie Corner	7	142	1
2006	Reggie Corner	4	38	0
2005	Reggie Corner	2	32	0
	Dionte Henry	2	29	0
2004	Reggie Corner	2	13	0
	Dionte Henry	2	2	0
	Dwayne LeFall	2	60	1
2003	Rickey McKenzie	6	94	1
2002	Chase Blackburn	2	9	0
	Kris Williams	2	4	0
	Rickey McKenzie	2	22	0
2001	Rickey McKenzie	3	17	0
2000	Dwight Smith	10*	208	2
1999	Rich Reliford	2	0	0
	Dwight Smith	2	53	1
1998	Andre McCray	2	99	1
	Dwight Smith	2	0	0
1997	Nate Boyd	2	8	0
	Rich Reliford	2	0	0
1996	Nate Boyd	2	37	0
	John Harpring	2	69	0
1995	Jon Eaton	2	9	0
1994	Pete Habib	2	13	0
	John Harpring	2	60	0
1993	Wayne Wade	3	0	0
1992	Chris Owens	7	49	0
1991	Chris Owens	4	33	0
1990	Shawn Vincent	7	191	0
1989	Shawn Vincent	4	24	0
1988	Gary Tyler	5	6	0
1987	Gary Tyler	4	40	0
	Shannon Wolfe	4	63	0
1986	Gary Tyler	6	109	2
1985	Brian Moran	4	27	0
1984	Mike Paramore	5	31	0
1983	Robert Johnson	4	104	2
1982	Greg Reed	2	14	0
1981	Roosevelt Jewells	7	67	0
1980	Jim Anderson	4	53	0
1979	Ricky Holman	3	76	1
	Curtis Howard	3	6	0
	Roosevelt Jewells	3	19	0
1978	Ricky Holman	3	69	0
	Jim Valencheck	3	27	1

* - Tied for national lead

DEFENSE RECORDS

CAREER INTERCEPTION LEADERS

	Player	Total
1.	Gary Tyler (1985-87)	18
2.	Reggie Corner (2004-07)	15
	Dwight Smith (1997-2000)	15
4.	Shawn Vincent (1989-90)	13
	Roosevelt Jewells (1979-81)	13
	Dick Miller (1937)	13*
7.	Curtis Howard (1977-79)	12
8.	Rickey McKenzie (2001-03)	11
	Chris Owens (1991-92)	11
10.	DeAndre Scott (2013-present)	10
11.	Victor Green (1991-92)	9
	Rick Holman (1978-80)	9
	Steve Cockerham (1974-77)	9

* Career records are incomplete.

SEASON INTERCEPTIONS LEADERS

	Player	Total
1.	Dick Miller (1937)	13
2.	Dwight Smith (2000)	10
3.	Curtis Howard (1977)	8
4.	Reggie Corner (2007)	7
	Chris Owens (1992)	7
	Shawn Vincent (1990)	7
	Brett Jackson (1990)	7
	Roosevelt Jewells (1981)	7
9.	DeAndre Scott (2015)	6
	Rickey McKenzie (2003)	6
	Victor Green (1992)	6
	Gary Tyler (1986)	6
	Steve Cockerham (1976)	6

YEAR-BY-YEAR FUMBLES RECOVERED LEADERS

Year	Player	No.	Yards
2016	Daumantas Venckus	2	35
2015	John Senter	2	0
2014	Cody Grice	3	0
2013	Albert Presley	2	0
2012	Micklos Blake	1	0
	Imani Davis	1	0
	Bre Ford	1	0
	Troy Gilmer	1	3
2012	Tyrell Goodman	1	0
	Kurt Mangum	1	0
	Gary Ransom	1	2
	Nick Rossi	1	29
2011	Nico Caponi	3	30
2010	Shawn Lemon	4	29
2009	Brian Wagner	2	0
2008	Miguel Graham	3	0
2007	Andre Jones	2	62
	Doug Williams	2	5
2006	Davanzo Tate	2	0
	Jermaine Reid	2	0
2005	Dion Elie	1	0
	Kiki Gonzalez	1	0
	Kevin Grant	1	0

	Parris McNeal	1	0
	John Mackey	1	0
	Chevin Pace	1	0
	Brion Stokes	1	16
	Davanzo Tate	1	0
2004	Steve Agyeman	3	0
2003	Chase Blackburn	2	0
	Tim Wilkes	2	0
2002	Rickey McKenzie	2	98
2001	Terell Colbert	1	0
	Diontre Earl	1	0
	Marques Hayes	1	0
	Rickey McKenzie	1	0
	Chris Smith	1	0
	Matt Zuercher	1	0
2000	Dwight Smith	3	35
1999	Derek Wilborn	4	n/a
1998	George Cameron	2	n/a
	Jeremy Maxa	2	n/a
	Jason Wiggins	2	n/a
	Jermaine Williams	2	n/a
1997	Eric Anderson	2	n/a
	Andre McCray	2	n/a
	Rich Reliford	2	n/a
1996	Jason Taylor	4	n/a
1995	Nate Boyd	4	n/a
1994	Symeon Floyd	2	n/a
1993	Odell Robbins	3	n/a
	Ken Williams	3	n/a
1992	Bruce Keys	2	n/a
1991	Bruce Keys	2	n/a
1990	Shannon Wolfe	2	n/a
1989	John Clark	4	n/a
1988	Pierce Joiner	2	n/a
	Mike Rahach	2	n/a
1987	Mike Felsoci	3	n/a
1986	Mike Rahach	3	n/a
1985	Mike Rahach	3	n/a
1984	Steve Rafac	4	n/a
1983	Jeff Lake	2	n/a
1982	Greg Reed	2	n/a
1981	Jamie Warburton	3	n/a
1980	Jim Tawse	3	n/a
1979	Dave Flegal	3	n/a
1978	Dennis McGlone	4	n/a
1977	Steve Cockerham	4	n/a
1976	Al Hodakievic	3	n/a
1975	Jim Meyer	3	n/a
	Charles Parnell	3	n/a

LONGEST RECOVERED FUMBLE RETURN

100	Earl Weary	at Allegheny, 1902
98	Rickey McKenzie	vs. Marshall, 11-2-02
91	Tim Wallace	vs. Eastern Kentucky, 9-22-84

LONGEST RETURN OF A BLOCKED FIELD GOAL

77	Gary Tyler (49), Bill Hadden (20) and Greg Thomas (8)	at Rhode Island, 11-30-85
----	---	---------------------------



YEAR-BY-YEAR OFFENSIVE RECORDS

Year	Plays- Total Yards	Total Yards Per Game	Yards Per Play	Rushing Attempts	Net Rushing Yards	Rushing Yards Per Game	Yards Per Rush	Pass Completions- At-	Passing Yards	Completion Percentage	Interceptions	Passing Yards Per Game	Punting Average	Punt Returns- Yards	Kickoff Returns- Yards	Opp. INTs- Return Yards	Turnovers	First Downs	Points Per Game
2016	776-4,649	387.4	6.0	380	1,586	132.2	4.2	217-396	3,063	54.8	14	255.2	37.0	17-298	45-814	8-107	22	234	27.4
2015	906-4,651	357.8	5.1	536	2,143	164.8	4.0	184-478	2,508	49.7	12	192.9	40.6	19-98	34-565	14-29	18	256	23.9
2014	891-4,479	373.2	5.0	363	1,484	123.7	4.1	284-528	2,995	53.8	14	249.6	41.9	19-75	32-626	13-244	26	260	22.6
2013	837-4,104	342.0	4.9	418	1,471	122.6	3.5	234-419	2,633	55.8	10	219.4	42.3	22-72	44-817	10-151	21	242	20.2
2012	948-5,126	427.2	5.4	365	1,373	114.4	3.8	364-583	3,753	62.4	18	312.8	39.9	24-165	46-745	18-157	27	287	26.1
2011	789-3,333	277.8	4.2	413	1,373	114.4	3.3	171-376	1,960	45.5	11	163.3	37.8	11-47	62-1,091	11-163	24	190	14.2
2010	742-3,222	268.5	4.3	393	1,361	113.4	3.5	174-349	1,861	49.8	14	155.1	37.8	10-36	65-1,227	14-128	22	176	15.6
2009	735-3,611	277.8	4.9	393	1,421	109.3	3.6	190-342	2,190	55.6	13	168.5	36.7	19-122	55-1,211	13-256	24	199	17.8
2008	839-4,760	396.7	5.7	435	1,982	165.2	4.6	232-404	2,778	57.4	14	231.5	37.1	12-100	62-1,368	14-129	20	256	30.0
2007	813-3,740	311.7	4.6	439	1,534	127.8	3.5	201-374	2,206	53.7	14	183.8	37.1	17-232	60-1,362	14-230	25	210	21.2
2006	749-3,725	310.4	5.0	365	1,005	83.8	2.8	202-384	2,720	52.6	11	226.7	36.7	17-59	41-872	11-174	20	206	19.7
2005	963-4,996	384.3	5.2	422	1,718	107.3	3.3	284-541	3,601	52.4	12	277.0	38.6	27-217	37-773	12-72	22	253	23.6
2004	731-3,705	336.8	5.1	379	1,070	97.3	2.8	223-352	2,635	63.3	8	239.5	39.8	17-275	41-863	8-71	16	205	24.6
2003	923-5,643	470.2	6.1	474	1,907	158.9	4.0	287-449	3,736	63.9	10	311.3	41.2	32-406	51-1,058	10-138	17	295	36.2
2002	894-4,852	404.3	5.4	490	1,890	157.5	3.9	265-404	2,962	65.6	12	246.8	38.1	19-117	53-1,209	12-130	26	278	27.1
2001	811-4,122	374.7	5.1	505	1,989	180.8	3.9	178-306	2,133	58.2	8	193.9	38.2	15-175	42-924	11-167	14	225	25.5
2000	778-4,589	417.2	5.9	490	2,273	206.6	4.6	146-288	2,316	50.7	11	210.5	39.7	22-166	42-806	11-170	19	232	30.3
1999	803-4,027	366.1	5.0	546	2,067	187.9	3.8	138-257	1,960	53.7	11	178.2	39.0	23-220	40-805	11-123	20	223	28.6
1998	792-4,123	374.8	5.2	478	2,059	187.2	4.3	156-314	2,064	49.7	8	187.6	41.1	28-157	52-973	4-99	19	217	24.1
1997	718-3,735	339.5	5.2	504	2,431	221.0	4.8	102-214	1,304	47.7	12	119.0	42.1	13-87	49-983	7-23	20	184	19.8
1996	743-3,136	285.1	4.2	489	1,770	160.9	3.6	106-254	1,366	41.7	15	124.2	41.8	23-135	38-703	15-252	31	167	15.9
1995	778-2,904	264.0	3.7	440	1,580	143.6	2.4	162-338	1,855	47.9	20	168.6	36.7	13-127	57-921	20-139	35	169	12.8
1994	735-2,762	251.1	3.8	433	1,252	113.8	2.9	136-302	1,510	45.0	26	137.3	36.5	20-239	58-1,013	26-359	38	168	13.2
1993	766-3,629	329.9	4.7	552	2,103	191.2	3.8	95-214	1,526	44.4	13	138.7	37.1	13-49	37-623	13-136	26	186	17.5
1992	771-3,691	335.5	4.8	556	2,181	198.3	3.9	153-299	1,871	51.1	11	137.3	43.6	30-221	37-623	11-122	18	187	19.8
1991	758-4,168	378.9	5.5	515	2,373	215.7	4.6	112-243	1,795	46.1	16	163.2	41.8	24-145	40-849	16-302	31	219	23.4
1990	769-3,729	339.0	4.8	504	1,958	178.0	3.9	126-265	1,771	47.5	21	161.0	40.5	23-136	47-984	21-331	35	200	21.2
1989	783-3,855	350.4	4.9	479	2,019	183.5	4.2	141-304	1,836	46.4	11	166.9	38.4	32-430	41-786	11-109	21	199	26.9
1988	774-4,269	388.1	5.5	467	2,067	187.9	4.4	145-307	2,202	47.2	15	200.2	43.3	25-188	41-756	15-93	29	229	21.2
1987	801-3,473	315.7	4.3	439	1,521	138.2	3.5	148-362	1,952	40.9	15	177.5	39.8	30-130	46-953	15-178	27	184	18.5
1986	806-4,588	417.1	5.7	601	3,120	283.6	5.2	104-205	1,468	50.7	14	133.5	41.2	26-169	37-700	14-78	28	225	26.5
1985	882-4,179	348.2	4.7	638	2,656	213.8	4.0	112-244	1,614	45.9	21	134.5	39.6	50-386	29-443	21-330	31	218	21.5
1984	794-3,528	320.7	4.4	550	2,109	191.7	3.8	95-244	1,419	38.9	19	129.0	37.4	42-309	27-502	19-217	28	190	18.6
1983	743-3,159	287.2	4.2	570	2,251	204.6	3.9	60-173	908	34.7	18	82.5	35.2	37-305	25-419	18-249	25	162	19.1
1982	806-3,458	314.4	4.3	609	2,178	198.0	3.6	88-197	1,280	45.0	14	116.4	35.6	39-246	36-700	14-143	23	183	17.1
1981	739-2,793	279.3	3.8	567	1,887	188.7	3.3	66-172	906	38.4	18	90.6	36.3	27-197	30-558	18-293	29	164	13.2
1980	702-2,631	239.2	3.7	519	1,706	155.1	3.3	59-183	925	32.2	15	84.1	40.3	32-211	37-503	15-277	27	142	12.1
1979	784-3,267	297.0	4.2	603	1,987	180.6	3.3	93-181	1,280	51.4	11	116.4	39.1	24-190	44-817	11-152	21	206	21.1
1978	769-3,526	320.5	4.6	616	2,458	223.4	3.9	78-153	1,068	51.0	7	97.1	37.5	15-83	38-637	7-38	22	183	20.1
1977	818-3,165	287.7	3.9	658	2,271	206.4	3.5	65-166	894	39.2	11	81.3	38.5	11-40	28-536	11-140	26	180	21.3
1976	731-3,350	335.0	4.6	581	2,324	232.4	4.0	70-150	1,026	46.7	15	102.6	36.6	16-74	22-507	15-187	23	173	21.3
1975	754-3,155	286.8	4.2	585	2,037	185.2	3.5	75-179	1,118	41.9	11	101.6	36.2	34-233	37-690	11-83	22	169	17.2
1974	701-3,188	318.8	4.5	511	2,062	206.2	4.0	80-190	1,126	42.1	14	112.6	36.3	26-195	35-505	14-111	34	179	16.2
1973	770-3,958	359.8	5.1	581	2,558	232.5	4.4	102-189	1,400	54.0	12	127.3	34.5	19-131	40-727	12-237	25	212	26.3
1972	646-2,776	308.4	4.3	475	1,756	195.4	3.7	83-171	1,020	48.5	10	113.3	35.9	11-38	27-499	10-112	20	151	21.4
1971	717-3,428	342.8	4.8	539	2,170	217.0	4.0	80-178	1,258	44.9	17	125.8	31.7	26-236	26-532	17-230	34	189	19.3
1970	727-3,548	354.8	4.9	515	2,141	214.1	4.2	90-212	1,407	42.4	12	140.7	32.6	31-232	21-457	12-85	26	178	25.9
1969	711-3,841	384.1	5.4	488	2,006	200.6	4.1	106-223	1,835	47.5	14	183.5	34.8	25-254	22-327	14-155	20	178	31.6
1968	732-4,183	418.3	5.7	466	2,100	210.0	4.5	140-266	2,083	52.6	15	208.3	37.6	26-221	31-459	15-210	26	186	31.4
1967	586-2,607	289.6	4.4	404	1,690	187.8	4.2	68-182	2,607	37.4	15	101.9	38.2	16-140	31-594	15-204	23	129	18.0
1966	597-2,306	256.2	3.9	440	1,614	179.3	3.7	49-157	692	31.2	13	76.9	35.7	21-192	20-382	13-67	22	106	15.2
1965	588-2,298	255.3	3.9	371	1,128	125.3	3.0	95-217	1,170	43.8	17	130.0	35.5	23-225	24-369	17-174*	19	133	12.2
1964	553-2,323	258.1	4.2	382	1,453	161.4	3.8	71-171	870	41.5	10	95.5	32.1	16-142	24-481	10/NA	22	134	12.9
1963	586-2,892	321.3	4.9	466	2,031	225.7	4.3	54-120	861	45.0	9	95.7	34.0	23-312	20-362	9/NA	15	159	22.3
1962	565-3,080	322.2	5.4	462	2,047	227.4	4.4	52-103	1,033	51.4	7	114.8	30.8	25-248	21-422	7/NA	21	157	29.0
1961	565-2,597	324.6	4.6	490	1,986	248.3	4.0	43-75	611	57.3	7	76.4	35.1	30-267	16-294	7/NA	16	114	23.1
1960	559-1,720	191.1	3.1	337	746	82.9	2.2	93-222	974	42.1	17	108.2	32.2	24-11	48-780	17/NA	28	94	7.8
1959	582-2,236	248.4	3.8	340	992	110.2	2.9	105-242	1,244	43.4	23	92.9	34.3	24-206	22-367	23/NA	38	12.0	12.3
1958	531-2,064	229.3	3.9	411	1,306	145.1	3.2	61-120	758	50.8	9	84.2	35.7	27-225	17-378	9/NA	26	111	18.4

*Records are incomplete

YEAR-BY-YEAR DEFENSIVE RECORDS

Year	Plays- Total Yards	Total Yards Per Game	Yards Per Play	Rushing Attempts	Net Rushing Yards	Rushing Yards Per Game	Yards Per Rush	Pass Completions- Attempts	Passing Yards	Completion Percentage	Interceptions	Passing Yards Per Game	Punting Average	Punt Returns- Yards	Kickoff Returns- Yards	Opp. INTs- Return Yards	Turnovers	First Downs	Points Per Game
2016	924-5,592	466.0	6.1	534	2,696	224.7	5.0	239-390	2,896	61.3	8	241.3	38.8	21-157	56-1,185	14-126	14	294	33.6
2015	888-4,305	331.2	4.8	410	1,208	92.9	2.9	282-478	3,097	59.0	14	238.2	41.4	23-133	44-794	12-86	28	248	21.5
2014	859-4,453	371.1	5.2	457	1,783	148.6	3.9	225-402	2,670	56.0	13	222.5	40.2	17-123	43-828	14-160	24	255	23.1
2013	865-4,764	397.0	5.5	480	1,969	164.1	4.1	238-385	2,795	61.8	13	232.9	38.2	15-109	39-716	13-132	19	258	28.6
2012	897-5,400	450.0	6.0	517	2,533	211.1	4.9	232-380	2,867	61.1	5	238.9	42.0	32-354	33-529	5-62	13	295	35.7
2011	841-5,126	427.2	6.1	535	2,635	219.6	4.9	193-306	2,491	63.1	2	207.6	37.5	23-167	38-840	2-0	15	462	38.5
2010	814-5,138	428.2	6.3	457	1,969	164.1	4.3	226-357	3,169	63.3	8	264.1	38.2	25-173	33-687	8-70	16	254	35.1
2009	833-4,412	367.7	5.3	481	2,063	171.9	4.3	214-352	2,349	60.8	13	195.8	35.5	17-187	43-839	13-180	19	237	26.5
2008	860-4,771	397.6	5.5	504	2,246	187.2	4.5	226-356	2,525	63.5	9	210.4	37.9	16-147	62-1,376	9-122	26	270	31.2
2007	885-4,904	408.7	5.5	492	2,205	183.8	4.5	241-393	2,699	61.3	15	224.9	40.5	21-189	45-1,008	15-178	24	260	29.2
2006	821-3,869	322.4	4.7	485	1,635	136.2	3.4	186-336	2,234	55.4	7	186.2	38.2	31-260	39-779	11-174	21	215	22.6
2005	893-4,418	339.8	4.9	528	2,472	159.0	3.9	214-365	2,351	58.6	7	180.8	39.2	39-329	41-978	7-102	15	224	24.5
2004	786-4,685	425.9	6.0	413	2,078	188.9	5.0	242-373	2,607	64.9	11	237.0	40.2	29-411	36-773	11-135	22	243	31.5
2003	852-4,848	404.0	5.7	456	2,140	178.3	4.7	226-396	2,708	57.0	15	225.7	39.7	25-258	60-1,269	15-189	24	250	29.4
2002	832-4,734	394.5	5.7	492	2,008	167.3	4.1	214-340	2,726	62.9	9	227.2	41.3	30-331	46-912	9-111	25	247	31.6
2001	805-5,176	470.5	6.4	446	2,042	185.6	4.6	211-359	3,134	58.8	11	284.9	39.1	33-315	40-847	11-167	18	264	32.7
2000	817-4,439	403.5	5.4	480	2,165	196.8	4.5	171-337	2,274	50.7	12	206.7	38.9	28-255	56-1,051	12-237	26	250	26.8
1999	752-4,302	391.1	5.7	451	2,018	183.5	4.5	151-301	2,284	50.2	6	207.6	38.2	31-347	48-1,015	6-67	19	199	28.5
1998	762-4,115	374.1	5.4	512	2,172	197.5	4.2	133-250	1,943	53.2	4	176.6	41.6	30-249	46-855	8-40	17	226	27.2
1997	796-5,444	494.9	6.8	489	2,731	248.3	5.6	192-307	2,713	62.5	7	246.6	40.2	40-611	30-539	12-220	16	273	39.5
1996	774-3,491	317.4	4.5	490	2,040	185.4	4.2	149-284	1,451	52.5	7	131.9	36.5	42-526	20-446	7-109	21	205	24.5
1995	779-4,757	432.5	6.1	537	2,771	251.9	5.2	144-242	1,986	59.5	8	180.5	37.9	21-179	34-522	8-62	20	239	38.9
1994	777-4,495	408.6	5.8	543	2,577	234.3	4.7	142-234	1,918	60.7	9	174.4	41.1	36-398	29-716	9-96	22	238	36.7
1993	720-3,625	329.5	5.0	495	2,226	176.3	3.9	126-225	1,686	56.0	10	153.3	35.8	13-85	35-827	10-34	24	194	20.2
1992	734-3,351	304.6	4.6	435	1,480	134.5	3.4	153-299	1,871	51.2	24	170.1	36.6	34-312	30-679	24-228	34	185	16.9
1991	816-3,957	359.7	4.8	515	2,006	182.3	3.9	169-301	1,951	56.1	11	177.4	38.5	28-340	42-1,005	11-173	18	240	28.0
1990	790-4,086	371.5	5.2	480	1,994	181.3	4.2	156-310	2,092	50.3	22	190.2	37.4	30-400	28-559	22-331	32	214	23.9
1989	795-3,955	359.5	4.9	414	1,234	112.2	2.9	206-381	2,721	54.0	13	247.4	35.2	28-218	45-911	13-126	26	206	21.9
1988	793-3,930	357.3	4.9	516	1,834	166.7	3.6	153-277	2,096	55.2	11	190.5	37.5	33-287	54-950	11-93	24	211	19.5
1987	800-4,177	379.7	5.2	498	1,896	172.4	3.8	161-302	2,281	53.3	18	207.4	36.4	41-389	48-883	18-262	35	209	24.8
1986	723-3,314	301.3	4.6	436	1,454	132.2	3.3	142-287	1,860	49.5	11	169.1	38.5	20-145	50-1,053	11-133	21	179	17.1
1985	810-3,575	297.9	4.4	413	1,172	97.7	2.8	214-397	2,403	53.9	18	200.3	38.0	27-121	25-597	18-266	27	187	15.5
1984	758-2,991	271.9	3.9	478	1,305	118.6	2.7	141-280	1,686	50.4	15	153.3	37.4	19-166	13-222	15-202	28	165	15.2
1983	719-2,763	251.2	3.8	457	1,323	120.3	2.9	125-262	1,440	47.7	19	130.9	37.2	27-113	35-652	19-257	34	138	9.4
1982	667-2,796	254.2	4.2	432	1,496	136.0	3.5	110-235	1,300	47.0	9	118.2	38.6	27-281	37-713	9-19	19	139	13.1
1981	605-2,859	285.9	4.7	403	1,548	154.8	3.8	106-202	1,311	52.5	16	131.1	36.2	29-326	27-592	16-169	26	135	18.3
1980	766-3,373	306.6	4.4	530	2,020	183.6	3.8	110-236	1,353	46.6	17	123.0	35.0	43-445	26-494	17-204	27	190	16.6
1979	717-3,685	335.0	5.1	460	1,818	165.3	3.9	137-257	1,867	53.3	15	169.7	36.9	28-212	46-736	15-134	31	191	20.3
1978	753-4,209	382.6	5.6	535	2,612	237.4	4.9	110-218	1,597	50.5	16	145.2	32.2	36-227	38-770	16-170	33	211	21.1
1977	751-3,299	299.9	4.4	509	1,749	159.0	3.2	112-242	1,550	46.3	26	140.9	33.2	50-484	38-726	26-334	42	172	15.4
1976	629-2,640	264.0	4.2	428	1,335	133.5	3.1	99-201	1,305	49.3	17	130.5	37.9	19-41	40-804	17-263	35	146	8.8
1975	736-3,295	299.5	4.5	540	2,081	189.2	3.8	92-196	1,214	46.9	7	110.4	38.7	21-135	31-640	7-42	22	175	15.1
1974	706-3,277	327.7	4.6	513	2,068	206.8	4.0	100-193	1,209	51.8	12	120.9	35.9	17-187	32-610	12-156	29	187	19.7
1973	735-3,399	309.0	4.6	531	2,062	187.4	3.8	104-204	1,337	51.0	13	121.5	34.8	20-160	51-831	13-125	28	174	18.5
1972	598-2,558	284.2	4.3	419	1,375	152.8	3.3	82-179	1,183	45.8	14	131.4	38.4	27-201	36-549	14-111	31	140	16.4
1971	666-2,404	240.4	3.6	496	1,491	149.1	3.1	82-170	913	48.2	12	91.3	37.4	19-161	36-652	12-182	26	136	11.9
1970	641-2,026	202.6	3.2	433	1,182	118.2	2.7	87-208	844	41.8	10	84.4	35.3	12-44	46-726	10-170	19	118	9.2
1969	718-2,302	230.2	3.2	429	880	88.0	2.0	136-289	1,422	47.1	15	142.2	37.0	14-62	55-1,004	15-169	29	148	10.3
1968	709-3,014	301.4	4.3	359	811	81.1	2.3	172-350	2,203	49.1	16	220.3	35.5	27-230	44-796	16-148	38	155	13.9
1967	613-2,629	292.1	4.3	362	1,060	117.8	2.9	124-251	1,569	49.4	22	174.3	37.0	29-223	32-642	22-169	29	150	17.2
1966	534-2,095	232.7	3.9	337	730	81.1	2.2	91-197	1,365	46.2	13	151.7	34.6	25-347	32-500	13-48	32	119	12.9
1965	524-1,850	205.6	3.5	387	1,179	131.0	3.0	55-137	671	40.1	14	74.6	34.9	23-283	24-473	14-128	26	104	10.3
1964	551-2,230	247.8	4.0	401	1,335	148.3	3.3	74-150	895	49.3	10	99.4	33.9	15-100	21-469	10-90	15	109	12.1
1963	499-1,857	206.3	3.7	380	1,038	115.3	2.7	55-119	819	46.2	9	91.0	35.7	11-69	35-690	9/NA	15	105	11.3
1962	588-1,557	173.0	2.6	369	898	99.8	2.4	48-119	659	40.3	9	73.2	33.2	8-23	44-857	9/NA	23	85	7.2
1961	458-1,560	195.0	3.4	323	860	107.5	2.7	54-135	700	40.0	7	87.5	35.5	11-156	33-550	7/NA	10	81	7.1
1960	620-3,234	359.3	5.2	504	2,422	269.1	4.8	51-116	812	43.9	10	90.2	35.8	30-151	17-255	10/NA	23	152	29.9
1959	583-2,304	256.0	3.9	456	1,468	163.1	3.2	56-127	836	45.6	23	92.9	34.3	24-306	22-367	23/NA	2.8	120	17.2
1958	NA	NA	NA	NA	NA	NA	NA	NA	NA	NA	NA	NA	NA	22-150	26-444	NA	13*	84	9.1

*Records are incomplete

YEAR-BY-YEAR RESULTS

- Akron competed as Buchtel College from 1891-1913.
- Buchtel College/Akron competed in the NCAA College Division through the 1973 season.

1891 (1-3)

Head Coach: None
Captain: Charles Weeks

at Western Reserve	W	22-6
Kenyon	L	0-42
at Case Tech	L	0-42
Ohio State	L	0-4
Total		22-94

1892 (3-4)

Head Coach: Frank Cook
Captain: Johnson McLean

Case Tech ^	L	9-14
at Kenyon	L	0-52
at Ohio State	L	0-62
Western Reserve Acad.	L	0-52
Denison	W	4-0
Akron A.C.	W	26-0
Hiram	W	30-0
Total		69-180

^ - Opened Buchtel Field

1893 (5-2)

Head Coach: John W. Heisman
Captain: Carlos Webster

Hiram	W	54-2
Case Tech	L	0-36
Massillon A.C.	W	52-4
Western Reserve Acad.	W	66-4
at Ohio State	L	18-32
Ohio Wesleyan	W	46-4
at Mount Union	W	40-0
Total		276-82

1894 (1-0)

Head Coach: John W. Heisman
Captain: Frank Fisher

55 at Ohio State	W	12-6
------------------	---	------

1895 (3-2)

Head Coach: None
Captain: Frank Rockwell

at Ohio State	L	6-14
Massillon A.C.	W	10-0
at Baldwin-Wallace	L	0-48
Baldwin-Wallace	W	4-0
Massillon A.C.	W	22-0
Total		42-62

1896 (0-1)

Head Coach: Harry Wilson
Captain: Frank Rockwell

Mount Union	L	0-32
-------------	---	------

1897-98

- Did Not Compete -

1899 (2-1)

Head Coach: Archie Eves

Akron YMCA	W	10-0
Baldwin-Wallace	W	11-0
Mount Union	L	5-11
Total		26-11

1900 (2-3-1)

Head Coach: None
Captains: Edson Robinson,
Hugh Price

Case Tech	T	0-0
at Oberlin	L	0-33
Mount Union	W	28-5
Pittsburgh	L	0-17
Kenyon	L	6-11
Kirkwood, A.C.	W	21-0
Total		55-66

1901

- Did Not Compete -

1902 (2-5)

Head Coach: Forest Firestone
Captain: Lawrence Mihills

at Mount Union	L	0-21
at Allegheny	L	6-23
Bethany	W	11-6
Wooster	L	0-56
Heidelberg	L	0-34
Hiram	W	17-6
at Heidelberg	L	0-17
Total		34-163

1903 (0-2)

Head Coach: Rev. Alfred Place
Captain: John Thomas

at Mount Union	L	0-10
at Hiram	L	0-33
Total		0-43

1904-07

- Did Not Compete -

1908 (3-4)

Head Coach: Dr. Dwight Bradley
Captain: Fred Fuchs

Wooster	L	0-16
at Pittsburgh Lyceum	L	0-36
at Mount Union	L	5-9
at Hiram	L	0-4
at Bethany	W	11-10
Hiram	W	10-0
Findlay	W	6-5
Total		32-80

1909 (4-4)

Head Coach: Clarence Weed
Captain: Russell Belden

Western Reserve	L	0-24
at Mount Union	L	0-24
at Allegheny	W	5-0
Hiram	W	11-0
at Mount Union	L	0-11
at Findlay	W	6-0
at Hiram	L	8-10
Bethany	W	24-0
Total		54-69

1910 (7-2)

Head Coach: Frank Haggerty
Captain: Lee Jackson

at Western Reserve	L	0-7
at Oberlin	W	3-0
Wooster	W	31-0
Hiram	W	40-0
at Notre Dame	L	0-51
at Mount Union	W	5-3
at Heidelberg	W	23-5
Allegheny	W	12-6
Marietta	W	22-11
Total		136-83

1911 (3-4-1)

Head Coach: Frank Haggerty
Captain: Charles Costigan

Muskingum	W	48-2
Mount Union	L	0-9
Hiram	L	0-3
Marietta	L	0-5
Ohio Northern	W	26-0
Western Reserve	T	0-0
Case Tech	L	0-5
Allegheny	W	6-0
Total		80-24

1912 (5-2-1)

Head Coach: Frank Haggerty
Captain: Charles Criss

Case Tech	W	3-0
Ohio Northern	W	30-13
Western Reserve	L	0-7
Hiram	W	33-3
at Mount Union	L	0-13
Ohio	W	27-0
Allegheny	T	0-0
Marietta	W	12-0
Total		105-36

1913 (3-4)

Head Coach: Frank Haggerty
Captain: Ralph Waldsmith

Case Tech	L	17-36
Allegheny	L	0-6
Otterbein	W	38-6
West Va. Wesleyan	W	9-7
at Michigan State	L	0-41
Marietta	W	23-0
Western Reserve	L	0-7
Total		87-103

1914 (4-4-1)

Head Coach: Frank Haggerty
Captain: Park Crisp

Case Tech	W	7-0
Wooster	W	13-0
Marietta	L	7-13
Allegheny	T	3-3
Kenyon	W	13-0
at Michigan State	L	6-75
Wittenberg	W	47-3
Western Reserve	L	6-13
at Culver Military	L	20-27
Total		122-134

1916 (1-7-1, 1-6 OAC)

Head Coach: Fred Sefton
Captain: Harold Sours

Case Tech *	L	0-26
Miami (Ohio) *	L	6-23
Allegheny	L	0-10
Oberlin *	L	0-42
Western Reserve *	L	0-53
Wooster *	L	7-20
Ohio Northern	T	0-0
at Denison *	L	0-65
Kenyon	W	7-0
Total		20-39

1916 (2-7, 2-4 OAC)

Head Coach: Fred Sefton
Captain: Ollie Driesbach

Baldwin-Wallace *	W	53-0
Wooster *	L	7-29
Western Reserve *	L	3-14
Heidelberg	L	0-6
at Mount Union *	L	0-26
at Ohio Northern *	W	14-7
Denison *	L	6-34
Hiram	L	6-34
at Allegheny	L	0-33
Total		90-183

1917 (5-3, 3-1 OAC)

Head Coach: Fred Sefton
Captain: Tommy Tomkinson

Muskingum	W	33-3
Heidelberg	L	6-34
Western Reserve *	W	33-0
Wooster *	L	6-7
Ohio Northern *	W	20-0
Mount Union *	W	20-0
Camp Sherman	W	25-7
at Allegheny	L	0-33
Total		143-84

1918 (2-2-1, 1-2-1 OAC)

Head Coach: Fred Sefton
Captain: Tommy Tomkinson

Muskingum	W	39-0
Wooster *	L	0-26
Mount Union *	L	0-21
Baldwin-Wallace *	W	30-0
Case Tech *	T	0-0
Total		69-47

1919 (6-1-1, 5-1-1 OAC)

Head Coach: Fred Sefton
Captain: Art Haley

Hiram	W	27-0
at Baldwin-Wallace *	W	33-0
Ohio *	W	10-6
Ohio Northern *	W	24-0
Mount Union *	W	22-0
at Wooster *	L	0-19
Western Reserve *	W	17-7
Case Tech *	T	6-6
Total		139-38

1920 (4-4, 2-4)

Head Coach: Fred Sefton
Captain: Carl Daum

Defiance	W	51-0
at Western Reserve *	W	13-0
Baldwin-Wallace	W	21-0
Case Tech *	L	0-7
at Mount Union *	L	0-26
Hiram *	W	14-7
Wooster *	L	0-14
at Ohio *	L	0-39
Total		99-93

* - Ohio Athletic Conference Games

1921 (5-3, 4-3 OAC)

Head Coach: Fred Sefton
Captain: Herman Eckert

Western Reserve*	W	14-7
Case Tech*	L	0-14
at Hiram*	L	0-6
Heidelberg*	W	14-0
Ohio Northern*	W	26-7
Mount Union*	W	28-14
Muskingum	W	35-8
at Wooster*	L	0-13
Total		117-69

1922 (5-3, 5-3 OAC)

Head Coach: Fred Sefton
Captain: Clarence Bliley

at Western Reserve *	W	45-0
Wooster *	L	0-14
at Miami (Ohio) *	L	12-20
Case Tech *	W	12-0
at Mount Union *	L	7-13
Ohio Northern *	W	21-6
at Heidelberg *	W	19-0
Hiram *	W	25-0
Total		141-53

1923 (4-3-1, 2-3-1 OAC)

Head Coach: Fred Sefton
Captain: Ed Kregenow

Kent State	W	32-0
Toledo	W	10-3
at Denison *	L	0-7
Mount Union *	W	17-0
at Ohio Northern *	W	20-0
Wooster *	L	0-8
at Miami (Ohio) *	T	13-13
Ohio Wesleyan *	L	0-6
Total		92-37

1924 (5-3, 3-2 OAC)

Head Coach: James Coleman
Captain: Ken Mason

Hillsdale	L	6-18
at Wooster *	W	7-6
at Mount Union *	L	2-6
Baldwin-Wallace *	W	16-0
at Ohio Wesleyan *	L	7-17
Ashland	W	20-14
Toledo	W	14-7
Kenyon *	W	17-7
Total		89-75

1925 (1-7, 1-6 OAC)

Head Coach: James Coleman
Captain: Joseph Schoch

at Wittenberg *	L	3-13
at Ohio Wesleyan *	L	0-27
Case Tech *	W	14-7
Fordham	L	0-28
Baldwin-Wallace *	L	0-6
at Xavier *	L	0-19
Wooster *	L	0-20
Kenyon *	L	0-30
Total		17-150

1926 (5-2-2, 4-2-2 OAC)

Head Coach: George Babcock
Captain: Frank Wargo

Defiance	W	15-0
Case Tech *	T	14-14
Ohio *	W	3-0
at Hiram *	W	34-0
Mount Union *	L	3-13
Baldwin-Wallace *	T	0-0
Western Reserve *	W	7-6
at Wooster *	L	13-41
Kenyon *	W	20-0
Total		109-74

1927 (5-3, 4-3 OAC)

Head Coach: Howard "Red" Blair
Captain: Ben Baldwin

Hiram	W	19-0
Ashland *	W	19-9
at Case Tech *	W	7-0
Muskingum *	W	20-12
at Mount Union *	L	13-14
at Oberlin *	L	14-19
Baldwin-Wallace *	W	47-12
Wooster *	L	6-13
Total		145-79

1928 (5-3, 3-4 OAC)

Head Coach: Howard "Red" Blair
Captain: John Mahoney

Oberlin *	L	7-13
at Hiram *	W	58-0
Kent State	W	8-6
Muskingum *	L	0-12
at Western Reserve *	L	7-36
Baldwin-Wallace *	W	52-6
Ohio State Reserves	W	13-0
at Wooster *	L	7-21
Mount Union *	W	6-0
Total		158-94

1929 (9-1, 7-1 OAC)

Head Coach: Howard "Red" Blair
Captain: Harold Frye

at Toledo	W	26-0
Kent State	W	25-0
Wooster *	W	12-7
Western Reserve *	W	14-7
at Oberlin *	L	2-7
Hiram *	W	27-0
Ohio Northern *	W	19-0
at Case Tech *	W	14-0
at Baldwin-Wallace *	W	13-0
at Mount Union *	W	6-0
Total		158-21

1930 (7-1, 5-1 OAC)

Head Coach: Howard "Red" Blair
Captain: Ken Cochrane

Toledo	W	41-0
Kent State	W	12-6
at Wooster *	W	13-6
Baldwin-Wallace *	W	12-0
Oberlin *	W	7-0
Case Tech *	W	25-0
Heidelberg *	L	0-26
Mount Union *	W	20-0
Total		130-38

1931 (1-7, 0-7 OAC)

Head Coach: Howard "Red" Blair
Captain: Willard Schmittgen

Kent State	W	12-6
Wooster *	L	7-25
Case Tech *	L	7-13
Ashland *	L	7-13
at Oberlin *	L	0-6
Ohio State Reserves	L	0-25
Baldwin-Wallace *	L	0-19
at Mount Union *	L	6-77
Total		39-114

1932 (2-4-3, 1-4-2 OAC)

Head Coach: Howard "Red" Blair

Ohio State Reserves	W	7-0
at Case Tech *	L	0-19
at Wooster *	T	0-0
Kent State *	T	0-0
at Muskingum *	L	4-14
Baldwin-Wallace *	L	6-40
Heidelberg *	L	0-12
Otterbein *	T	0-0
Mount Union *	W	20-6
Total		37-91

1933 (5-3-1, 5-2-1 OAC)

Head Coach: Howard "Red" Blair
Captain: Wilson Sparhawk

Western Reserve	L	8-19
at Kent State *	W	19-6
Case Tech *	L	0-19
Wooster *	L	0-6
Ashland *	W	13-0
Muskingum *	W	15-0
at Heidelberg *	T	0-0
Baldwin-Wallace *	W	6-0
at Mount Union *	W	36-0
Total		97-50

1934 (3-4-1, 3-4 OAC)

Head Coach: Howard "Red" Blair
Captain: Don Lindsay

S28 at Western Reserve	T	7-7
05 Kent State *	W	26-0
O20 at Wooster *	L	0-6
O27 at Muskingum *	L	0-3
N3 John Carroll *	L	6-14
N10 Heidelberg *	W	13-6
N17 Baldwin-Wallace *	L	0-12
N24 Mount Union *	W	13-0
Total		65-48

1935 (6-3, 6-3 OAC)

Head Coach: Howard "Red" Blair
Captain: Earl Hensal

S27 Findlay *	W	19-6
O4 Otterbein *	W	26-0
O11 Kent State *	W	3-0
O19 Wooster *	L	0-7
O25 at John Carroll * #	W	7-6
N9 Heidelberg *	W	7-6
N16 Muskingum *	L	0-19
N23 at Mount Union *	W	13-0
N28 Baldwin-Wallace *	L	6-26
Total		81-70

- at Cleveland Municipal Stadium
* - Ohio Athletic Conference Games

1936 (6-2-1)

Head Coach: James W. Aiken
Captains: Mike Krino, Bob Bauer, Ernie Kaufman

S26 Detroit Tech	W	33-0
O3 Western Reserve	L	0-14
O9 Kent	W	6-0
O17 at Wooster	W	14-0
O23 at Muskingum	W	18-6
O31 John Carroll	W	33-7
N7 Heidelberg	W	25-0
N14 at Baldwin-Wallace	L	7-46
N21 Mount Union	T	14-14
Total		150-87

1937 (7-2)

Head Coach: James W. Aiken
Captain: William Sturgeon

S25 West Liberty State	W	40-7
O2 Wayne State	L	13-19
O9 Geneva	W	7-0
O16 at Toledo	W	21-7
O23 Baldwin-Wallace	W	7-0
O30 John Carroll	W	6-0
N6 Davis & Elkins	W	33-7
N13 Illinois Wesleyan	W	12-7
N20 at Xavier	L	0-6
Total		139-53

1938 (6-3)

Head Coach: James W. Aiken
Captain: Walter Komicic

Wabash	W	38-0
at Wayne State	L	0-16
Xavier	L	0-38
Western Michigan	W	6-0
at Baldwin-Wallace	W	20-6
Carnegie Tech (#6)	L	13-27
Illinois Wesleyan	W	21-0
Toledo	W	13-7
John Carroll	W	6-0
Total		117-94

1939 (5-4)

Head Coach: Thomas Dowler
Captain: Dominic Patella

S30 Wheaton	W	33-6
O7 Illinois Wesleyan	W	13-8
O14 at Western Michigan	L	0-7
O21 at Miami (Ohio)	W	14-0
O28 Wayne State	L	12-18
N4 Washington & Jeff.	W	24-22
N11 Baldwin-Wallace	L	7-39
N18 West Liberty State	W	13-7
N25 John Carroll	L	6-25
Total		122-132

1940 (2-5-2)

Head Coach: Thomas Dowler
Captain: Mike Fernella

S21 Detroit Tech	T	0-0
S28 at Colgate	L	0-44
O4 Western Reserve #	L	0-6
O12 Illinois Wesleyan	L	6-16
O19 at Wayne State	T	7-7
O25 Baldwin-Wallace	L	7-13
N2 Youngstown State	L	0-13
N9 Kent State	W	23-7
N21 John Carroll	W	47-0
Total		90-106

- First game at the Rubber Bowl



YEAR-BY-YEAR RESULTS

1941 (5-3-1)

Head Coach: Otis Douglas
Captains: John Lukas,
Andy Maluke

S26	at Muskingum	W	10-0
O3	Baldwin Green	W	8-0
O10	Western Reserve	L	6-12
O18	Ohio	T	0-0
O25	Baldwin-Wallace	L	0-13
N1	Ohio Wesleyan	W	28-6
N7	at Youngstown State	L	0-19
N15	Kent State	W	41-13
N20	John Carroll	W	21-13
Total			114-76

1942 (0-7-2)

Head Coach: Otis Douglas

S18	Western Reserve	L	0-39
S25	Muskingum	T	7-7
O2	at Ohio	L	0-39
O9	Eastern Kentucky	L	0-6
O16	at Ohio Wesleyan	L	7-19
O31	Baldwin-Wallace	L	0-25
N7	at Wayne State	L	6-28
N14	Kent State	L	6-23
N26	John Carroll	T	0-0
Total			26-186

1943-45

- Did Not Compete -

1946 (5-4)

Head Coach: Paul Baldacci

S28	Lawrence Tech	W	31-12
O5	at Baldwin-Wallace	L	0-32
O12	Case Tech	W	13-0
O19	at Mount Union	L	7-12
O26	Toledo	L	13-33
N2	at Western Reserve	W	13-6
N9	Wooster	W	26-20
N15	Kent State	L	6-13
N23	John Carroll	W	13-6
Total			122-134

1947 (2-7)

Head Coach: Paul Baldacci
Captain: Danny Senuta

O3	Baldwin-Wallace	L	0-28
O11	at Case Tech	W	12-6
O18	Mount Union	W	19-14
O25	at Toledo	L	7-38
O31	Western Reserve	L	0-18
N8	at Wooster	L	6-21
N14	at Kent State	L	0-6
N22	John Carroll	L	0-31
Total			44-162

1948 (2-6, 1-4 OAC)

Head Coach: William Houghton
Captain: Ed Kirkpatrick

at Findlay	W	14-9	
at Baldwin-Wallace	L	0-13	
at Muskingum *	L	12-21	
O16	Louisville	L	0-13
O23	at Mount Union *	L	0-19
O30	Wooster *	W	20-6
N12	Kent State *	L	0-31
N20	Heidelberg *	L	0-34
Total			46-146

* - Ohio Athletic Conference Games

1949 (2-6-1, 0-3-1 OAC)

Head Coach: William Houghton
Captain: Tony Laterza

S24	Findlay	W	34-0
O1	at Eastern Michigan	W	20-6
O8	Baldwin-Wallace *	L	7-45
O15	at Louisville	L	6-62
O22	Mount Union *	L	14-23
O29	at Wooster *	T	13-13
N5	Geneva	L	6-27
N12	at Kent State *	L	0-47
N19	at Heidelberg *	L	14-34
Total			114-257

1950 (2-7, 1-3 OAC)

Head Coach: William Houghton
Captain: Tony Laterza

S23	Ohio	L	6-28
S30	Eastern Michigan	W	40-7
O7	at Baldwin-Wallace	L	6-33
O14	at Carnegie Tech	L	6-26
O21	at Mount Union *	L	19-32
O28	Wooster *	W	34-7
N4	at Geneva	L	6-12
N11	Kent State *	L	7-19
N18	Heidelberg *	L	7-21
Total			131-185

1951 (1-8, 1-3 OAC)

Head Coach: William Houghton
Captains: Joe Mazzaferro,
Paul Scarpitti

S22	Case Tech	L	14-21
S29	at Ohio	L	7-40
O6	Baldwin-Wallace	L	16-20
O13	Carnegie Tech	L	32-42
O20	Mount Union *	L	7-46
O27	at Wooster *	L	6-7
N3	at Kent State	L	7-48
N10	at Heidelberg *	L	14-21
N17	at Wittenberg *	W	13-7
Total			116-252

1952 (2-6-1, 2-2-1 OAC)

Head Coach: Ken "Red" Cochrane
Captains: Joe Mazzaferro,
Bob Vogt

S20	at Findlay	L	6-7
S27	Wittenberg *	W	27-6
O4	at Baldwin-Wallace	L	7-33
O11	West Virginia Tech	L	13-14
O18	at Mount Union *	L	6-7
O25	Wooster *	T	14-14
N1	Hiram *	W	28-14
N7	Kent State	L	14-34
N15	Heidelberg *	L	6-27
Total			121-156

1953 (6-3, 4-2 OAC)

Head Coach: Ken "Red" Cochrane
Captain: Frank Gradyan

S19	Findlay	W	26-12
S26	at Wittenberg *	W	39-12
O3	Muskingum *	W	26-13
O10	at West Virginia Tech	W	38-32
O17	Mount Union *	W	16-15
O24	at Wooster *	W	20-18
N7	at Kent State	L	19-54
N14	at Heidelberg *	L	0-26
N21	Ohio Wesleyan *	L	14-28
Total			198-210

1954 (3-5, 3-4 OAC)

Head Coach: Joe McMullen
Captains: John Cistone,
Marion Rossi

S25	Wittenberg *	L	7-12
O2	at Ohio Wesleyan *	W	30-27
O9	Otterbein *	W	27-0
O16	at Mount Union *	W	19-0
O23	at Denison *	L	26-35
O30	Wooster *	L	27-28
N6	Kent State	L	18-58
N13	Heidelberg *	L	15-53
Total			169-33

1955 (6-2, 6-2 OAC)

Head Coach: Joe McMullen
Captain: Mario Russo

S24	at Wittenberg *	W	21-7
O1	Muskingum *	L	7-19
O8	at Otterbein *	W	58-0
O15	Mount Union *	W	34-0
O22	Denison *	W	19-7
O29	at Wooster *	W	53-6
N5	Oberlin *	W	46-13
N12	at Heidelberg *	L	7-17
Total			245-73

1956 (3-5-1, 3-5-1 OAC)

Head Coach: Joe McMullen
Captains: Jerry Reeves,
John Williams

S22	Wittenberg *	L	14-34
S29	at Muskingum *	T	28-28
O6	Otterbein *	L	7-13
O13	at Ohio Wesleyan *	L	27-33
O20	at Capital *	W	35-6
O27	Wooster *	L	17-20
N3	at Oberlin *	W	40-14
N10	at Mount Union *	W	41-6
N17	Heidelberg *	L	7-17
Total			216-171

1957 (7-1-1, 6-1-1 OAC)

Head Coach: Joe McMullen
Captain: Bob Hatherill

S21	at Wittenberg *	W	9-7
S28	Muskingum *	L	7-26
O5	at Baldwin-Wallace	W	29-6
O12	Ohio Wesleyan *	W	20-0
O19	Capital *	T	13-13
O26	at Wooster *	W	27-7
N2	at Grove City	W	40-0
N9	Mount Union *	W	38-7
N16	at Heidelberg *	W	25-21
Total			208-87

1958 (6-2-1, 6-2 OAC)

Head Coach: Joe McMullen
Captain: Dave Adolph

S20	Mount Union *	W	18-0
S27	at Muskingum *	W	8-7
O4	at Ohio Wesleyan *	L	0-13
O11	Heidelberg *	W	11-0
O18	Wooster *	W	28-20
O25	Wittenberg *	L	6-28
N1	Hiram *	W	47-0
N8	at Denison *	W	48-14
N15	Baldwin-Wallace	T	0-0
Total			166-82

1959 (4-5, 4-3 OAC)

Head Coach: Joe McMullen
Captain: Gino Calcei

S19	at Mount Union *	W	29-23
S26	Muskingum *	W	6-0
O3	Ohio Wesleyan #	L	8-16
O10	at Heidelberg *	W	20-14
O17	at Wooster *	L	14-15
O31	at Baldwin-Wallace	L	0-6
N7	Denison *	W	28-14
N14	at Wittenberg *	L	0-35
N19	Youngstown State	L	21-34
Total			111-155

- at Barberton HS

1960 (1-8, 1-6 OAC)

Head Coach: Joe McMullen
Captain: Tom Murphy

S24	Mount Union *	L	0-27
O1	at Denison *	L	0-27
O8	at Ohio Wesleyan *	L	6-16
O15	at Baldwin-Wallace	L	0-27
O22	Wooster *	W	21-20
O29	at Muskingum *	L	0-58
N5	Wittenberg *	L	15-40
N12	Heidelberg *	L	7-20
N19	at Youngstown State	L	21-34
Total			70-269

1961 (6-2, 6-1 OAC)

Head Coach: Gordon Larson
Captain: Jim Lupori

S23	at Wittenberg *	L	0-7
S30	Denison *	W	28-0
O7	Ohio Wesleyan *	W	32-21
O14	at Heidelberg *	W	12-0
O21	at Wooster *	W	31-8
O28	Baldwin-Wallace #	L	0-7
N4	Muskingum *	W	35-14
N18	at Mount Union *	W	47-0
Total			185-57

- at Cuyahoga Falls HS

1962 (7-2, 7-1 OAC)

Head Coach: Gordon Larson
Captain: Tom Adolph

S22	at Muskingum *	W	14-6
S29	Baldwin-Wallace *	W	13-7
O6	at Ohio Wesleyan *	W	41-0
O13	Heidelberg *	W	33-6
O20	Wooster *	W	42-0
O27	at Capital *	W	46-12
N3	at Youngstown State	L	13-17
N10	Wittenberg *	L	6-17
N17	Mount Union *	W	53-0
Total			261-65

1963 (6-3, 5-2 OAC)

Head Coach: Gordon Larson
Captains: John Lahoski,
Chuck Cobb

S21	Muskingum *	W	13-0
S28	at Baldwin-Wallace *	L	10-14
O5	Ohio Wesleyan *	W	36-7
O12	at Heidelberg *	W	42-0
O19	at Wooster *	W	35-14
O26	Capital *	W	19-13
N2	Youngstown State	W	21-7
N9	at Wittenberg *	L	13-34
N16	at SW Missouri State	L	12-13
Total			201-102

YEAR-BY-YEAR RESULTS

1964 (6-3, 4-3 OAC)

Head Coach: Gordon Larson
Captain: Dick Case

S19	at Muskingum *	L	0-11
S26	SW Missouri St.	W	17-0
03	at Ohio Wesleyan *	W	12-11
010	Wittenberg *	L	0-7
017	Wooster *	W	21-14
024	at Capital *	L	6-23
031	Baldwin-Wallace *	W	15-14
N7	at Ball State	W	25-15
N14	Heidelberg *	W	20-14
Total			116-109

1965 (5-3-1, 4-1 OAC)

Head Coach: Gordon Larson
Captain: Jim Barton

S18	Western Kentucky	T	6-6
S25	at San Diego State	L	0-41
02	at Wittenberg *	W	18-0
09	Ball State	L	14-16
016	at Wooster *	W	21-8
023	Capital *	L	6-15
030	at Baldwin-Wallace *	W	17-0
N6	Butler	W	14-7
N13	at Heidelberg *	W	14-0
Total			110-94

1966 (6-3)

Head Coach: Gordon Larson
Captains: Jim Braccio,
George Fuciu

S17	Northern Michigan	W	18-10
S24	at Muskingum	L	0-28
01	at Tampa	L	12-20
08	Wittenberg	W	14-7
015	Wooster	W	26-0
022	Baldwin-Wallace	W	9-6
029	at Northern Illinois	L	18-31
N5	at Butler	W	20-14
N12	Heidelberg	W	20-0
Total			137-116

1967 (4-4-1)

Head Coach: Gordon Larson
Captains: Jon Denholm,
Craig Hartz, Charlie Marquess

S16	at Northern Michigan	L	17-34
S23	Tampa	W	6-0
S30	Quantico Marines	W	20-0
07	Youngstown State	W	19-12
021	at Baldwin-Wallace	T	23-23
028	Bradley #	W	42-12
N4	at Virginia Military Inst.	L	14-38
N11	at Wittenberg	L	0-14
N18	at Temple	L	21-22
Total			162-155

- at Cuyahoga Falls HS

1968 (7-3-1)

Head Coach: Gordon Larson
Captains: Don Zwisler, Nate Hagins

S14	at Butler	W	32-7
S21	Indiana State	W	41-13
S28	at Tampa	L	9-24
05	Eastern Michigan	L	7-16
012	at Bradley	W	27-13
019	at Eastern Kentucky	W	31-20
N2	Illinois State	W	46-0
N9	Baldwin-Wallace	W	59-19
N16	at Western Kentucky	T	14-14
N22	at Youngstown State	W	48-13
Grantland Rice Bowl (Murfreesboro, Tenn.)			
D14	vs. Louisiana Tech	L	13-33
Total			327-172

1969 (9-1)

• **Ranked No. 3 in final AP and No. 4 in final UPI College Division polls**
Head Coach: Gordon Larson
Captains: Dave Holian, John Vargo

S13	at Butler	W	52-0
S20	Tampa	W	40-0
S27	at Eastern Michigan	L	3-10
04	Ball State	W	49-9
011	Illinois State	W	40-14
018	Eastern Kentucky	W	28-9
025	at Dayton	W	14-10
N1	at Central Michigan	W	9-6
N8	Youngstown State #	W	60-27
N15	Western Kentucky	W	21-18
Total			316-103

- at Barberton HS

1970 (7-3)

Head Coach: Gordon Larson
Captains: Fred DeHart,
Jack Beidleman, Rod Lemon,
Joe Zwisler

S12	at Temple	W	21-0
S19	Butler	W	34-0
S26	Northern Michigan	W	19-6
03	at Ball State	W	31-0
010	at Illinois State	L	14-15
017	Indiana State	L	8-17
024	Dayton	L	6-14
031	Central Michigan	W	35-19
N7	at Youngstown State	W	42-14
N14	at Indiana (Pa.)	W	49-7
Total			259-92

1971 (8-2)

Head Coach: Gordon Larson
Captain: Mike Hatch

S18	Butler	W	24-0
S25	Western Illinois	W	14-7
02	Ball State	W	10-7
09	at North Texas State	W	20-6
016	at Northern Michigan	W	24-17
023	Southern Illinois	W	43-21
030	at Central Michigan	L	7-10
N6	at Indiana State	L	10-37
N13	Indiana (Pa.)	W	34-14
N20	Youngstown State	W	7-0
Total			193-119

1972 (3-4-2)

Head Coach: Gordon Larson
Captains: Bruce Walker,
Calvin Pierce

S9	Kent State	T	13-13
S16	at Butler	W	34-7
S23	Western Illinois	L	24-30
S30	at Ball State	T	21-21
014	Northern Michigan	W	49-0
021	at Youngstown State	L	21-22
028	Central Michigan	W	14-10
N4	at Indiana State	L	17-21
N11	Quantico Marines	L	0-24
Total			193-148

1973 (6-5)

Head Coach: Jim Dennison
Captains: John Maher, Bob Holian

S8	at Delaware	L	24-45
S15	Butler	W	51-19
S22	at Temple	L	33-47
S29	Ball State	L	14-16
06	at Tampa	L	7-21
013	at Northern Michigan	W	31-7
020	Youngstown State	W	31-7
027	at Southern Illinois	L	13-14
N3	Indiana State	W	31-14
N10	at Western Illinois	W	12-7
N17	Gustavus Adolphus	W	42-7
Total			289-203

DIVISION II ERA

1974 (5-5)

Head Coach: Jim Dennison
Captains: Barry Eisom,
Denny Hamad, Gary Yost

S7	Central State	W	31-20
S14	Delaware	L	0-14
S21	at Marshall	L	7-17
S28	at Ball State	W	26-21
05	Tampa	L	7-16
012	Northern Michigan	W	23-0
026	at Kent State	L	14-51
N2	at Indiana State	W	22-21
N9	at Western Illinois	W	32-7
N16	at Youngstown State	L	0-30
Total			162-197

1975 (7-4)

Head Coach: Jim Dennison
Captains: Paul Dorando,
Mark Fowler

S6	Marshall	W	20-8
S13	at Western Michigan	W	27-21
S20	at Dayton	L	9-31
S27	Central State	W	34-8
04	at Delaware	L	0-21
011	at Northern Michigan	W	30-13
018	Temple	W	24-23
025	Youngstown State	W	17-6
N1	Indiana State	W	14-11
N8	Ball State	L	14-17
N15	at Morehead State	L	0-7
Total			189-166

1976 (10-3)

NCAA D-II NATIONAL RUNN-UP
Head Coach: Jim Dennison
Captains: Jim Meyer,
Greg Thurman, Mark Van Horn

S11	Temple	L	13-23
S18	Morehead State	W	26-6
S25	at Youngstown State	W	24-3
02	at Indiana State	W	34-7
09	Dayton	W	27-6
016	at Ball State	W	3-0
023	Eastern Michigan	W	36-0
030	at Marshall	L	0-13
N6	at Western Illinois	W	21-14
N13	at Western Kentucky	W	29-16
NCAA II Playoffs			
N27	Nevada-Las Vegas ^	W	27-6
D4	Northern Mich. (OT) %	W	29-26
D11	vs. Montana State #	L	13-24
Total			282-144

^ - Quarterfinal at Rubber Bowl (Akron, Ohio)
% - Semifinal - Knute Rockne Bowl (Akron)
Note: Knute Rockne Bowl was the first ever overtime game in NCAA Playoffs history.
- Final - Pioneer Bowl (Wichita Falls, Texas)

1977 (6-4-1)

Head Coach: Jim Dennison
Captains: Dave Axner,
Steve Cockerham, Charles Parnell

S3	at Wayne State	W	24-14
S10	at Morehead State	T	13-13
S17	Western Kentucky	W	24-3
S24	at Northern Michigan	L	0-12
01	Indiana State	W	20-3
08	at Dayton	W	31-24
015	Youngstown State	W	10-28
022	at Central Michigan	L	14-17
029	Eastern Michigan	L	28-42
N5	Marshall	W	28-7
N12	Western Illinois	W	42-7
Total			234-170

1978 (6-5, 4-1 MCC)

Head Coach: Jim Dennison
Captains: Marty Bezbatchenko,
Mike Holian

S9	at Western Illinois *	W	19-3
S16	at NE Missouri State	L	13-14
S23	Wayne State	W	28-0
S30	Eastern Illinois *	W	17-16
07	at Western Kentucky	W	26-21
014	at Eastern Michigan	L	14-25
021	at Youngstown State *	L	3-27
028	Northern Michigan *	W	27-7
N4	Temple	L	21-56
N11	at Eastern Kentucky	L	14-35
N18	Northern Iowa *	W	39-28
Total			221-232

1979 (6-5, 3-2 MCC)

Head Coach: Jim Dennison
Captains: Curtis Howard,
Bob Maxwell, Dennis McGlone,
Paul Winters

S8	Western Illinois *	W	24-7
S15	Kent State	W	15-13
S22	at Boise State	L	21-31
S29	Indiana State	L	27-28
06	at Northern Iowa *	L	17-20
013	at Eastern Michigan	W	24-12
020	Youngstown State *	L	3-16
027	Northern Michigan *	W	45-21
N3	at Morehead State	W	23-17
N10	at Temple (#17)	L	6-42
N17	at Eastern Illinois *	W	27-16
Total			232-223

* - Mid-Continent Conference Games

DIVISION I-AA ERA

1980 (3-7-1, 2-4-1 OVC-5TH)

Head Coach: Jim Dennison
Captains: Andy Graham,
Ricky Holman,
Jim Tawse

S6	NE Missouri State	W	31-7
S13	Eastern Kentucky *	W	21-10
S20	Western Kentucky *	L	2-8
S27	at Indiana State	L	9-27
04	at Youngstown State *	T	0-0
011	Eastern Michigan *	W	21-10
018	at Temple	L	7-16
025	at Murray State *	L	10-13
N1	Austin Peay *	L	14-41
N8	at Northern Michigan	L	10-38
N15	at Middle Tennessee *	L	9-13
Total			134-183

* - Ohio Valley Conference Games



YEAR-BY-YEAR RESULTS

1981 (5-5, 4-4 OVC - 4TH-T)

Head Coach: Jim Dennison
Captains: Don Schutz,
Dennis Brumfield, Brad Reese

S5	at Eastern Kentucky	W	7-10
S12	at Eastern Michigan	W	14-7
S19	at Kent State	L	6-17
S26	at Eastern Kentucky *	L	0-37
O3	Youngstown State *	L	7-34
O10	at Tennessee Tech *	W	10-7
O17	Morehead State *	W	31-14
O24	Murray State *	W	20-10
O31	at Austin Peay *	W	23-19
N7	Western Kentucky *	L	14-19
Total			132-183

1982 (6-5, 5-2 OVC-2ND)

Head Coach: Jim Dennison
Captains: Rick Addis, Frank Mazgaj,
Fred Robertson, Tim Stayer

S4	at Youngstown State *	W	20-19
S11	Eastern Michigan	W	14-7
S18	at Western Kentucky	L	3-10
S25	Eastern Kentucky *	L	10-19
O2	at Middle Tennessee *	W	19-16
O9	at Eastern Illinois	L	0-18
O16	Morehead State *	W	28-6
O23	at Marshall	L	10-12
O30	Tennessee Tech *	W	28-12
N13	at Murray State *	L	14-16
N20	Austin Peay *	W	42-7
Total			188-144

1983 (8-3, 5-2 OVC-2ND-T)

Head Coach: Jim Dennison
Captains: Dave Arango,
James Black, Darren Morgan

S3	Kent State	W	13-6
S10	at Eastern Michigan	W	13-0
S17	Western Kentucky	W	14-13
S24	at Eastern Kentucky *	L	5-10
O8	Middle Tennessee *	L	3-26
O11	Eastern Illinois	L	7-10
O15	at Morehead State *	W	31-0
O22	Murray State *	W	6-3
O29	at Tennessee Tech *	W	43-12
N5	Youngstown State *	W	49-21
N19	at Austin Peay *	W	26-3
Total			210-104

1984 (4-7, 2-5 6TH)

Head Coach: Jim Dennison
Captains: Doug Dillon, Ed Grimsley,
Russell Holmes, Clarence Kelly

S1	at Kent State	L	17-24
S8	at Cincinnati	L	27-28
S15	Western Kentucky	W	42-7
S22	Eastern Kentucky *	L	21-22
S29	at Middle Tennessee *	L	3-16
O6	at Central Florida	W	26-21
O14	Morehead State *	W	27-3
O20	at Murray State *	L	6-13
O27	Tennessee Tech *	W	17-9
N3	at Youngstown State *	L	2-3
N17	Austin Peay *	L	17-21
Total			205-158

* - Ohio Valley Conference Games

1985 (8-4, 5-2 OVC-2ND-T)

Ranked No. 10 in final I-AA National Poll
Head Coach: Jim Dennison
Captains: Gary Kalis, Steve Rafac,
Tim Wallace

S7	at Eastern Kentucky *	L	6-16
S14	Kent State	W	24-0
S21	Eastern Michigan	W	16-12
S28	at Bowling Green	L	22-27
O5	at Western Kentucky	W	34-32
O12	Murray State *	W	17-10
O19	at Morehead State *	W	38-9
N2	at Tennessee Tech *	W	27-9
N9	Youngstown State *	W	30-5
N16	Middle Tennessee *	L	0-17
N23	at Austin Peay *	W	17-14
NCAA I-AA Playoffs			
N30	at Rhode Island	L	27-35
Total			258-186

1986 (7-4, 4-3 OVC-3RD-T)

Head Coach: Gerry Faust
Captains: Mike Clark, Bill Hadden,
Brian Moran, Ron Pasquale

S6	Salem College	W	35-0
S13	at Kent State	W	17-7
S20	at Eastern Michigan	L	21-24
S27	Central Florida	W	20-17
O11	at Middle Tennessee *	L	12-24
O16	Murray State *	W	24-13
O25	Morehead State *	W	30-7
N1	at Tennessee Tech *	W	38-13
N8	Austin Peay *	W	31-16
N15	Eastern Kentucky	L	24-27
N22	at Youngstown State	L	39-40
Total			291-188

DIVISION I-A ERA

1987 (4-7)

Head Coach: Gerry Faust
Captains: Doug Knepp, Jay Miller,
Gregg Townsend, Gary Tyler

S5	at Western Michigan	L	19-24
S12	Kent State	L	23-27
S19	Eastern Michigan	W	17-16
S26	at Temple	L	3-23
O3	Eastern Illinois	W	24-10
O10	at Oregon State	L	26-42
O17	Delaware State	L	26-52
O24	at Louisville	L	10-31
O31	Nicholls State	W	23-17
N14	at Northern Illinois	W	27-21
N21	Youngstown State	L	6-10
Total			204-273

1988 (5-6)

Head Coach: Gerry Faust
Captains: John Buddenberg,
Pierce Joiner, Robert Lyons,
Gary Tyler

S3	at Northern Illinois	L	6-7
S10	at Kent State	L	12-32
S17	Central Michigan	L	16-27
S24	at New Mexico	W	30-28
O1	at Youngstown State	W	33-7
O8	Arkansas State	L	12-13
O15	at Auburn (#12)	L	0-42
O22	Long Beach State	W	40-0
O29	Cal State Fullerton	W	15-14
N5	New Mexico State	W	52-7
N12	Temple	L	17-37
Total			233-214

1989 (6-4-1)

Head Coach: Gerry Faust
Captains: Derek Alston,
Pierce Joiner, Terry Mays,
Curtis Williams

S2	at Virginia Tech	L	3-29
S9	Kent State	W	40-7
S16	at Central Michigan	W	27-26
S23	at Youngstown State	L	17-20
S30	at Bowling Green	W	38-24
O7	Louisiana Tech	W	31-24
O14	at Eastern Illinois	L	17-21
O21	at Murray State	T	31-31
O28	Cincinnati	W	31-0
N4	Northern Arizona	W	52-7
N11	at Tennessee (#11)	L	9-52
Total			296-241

1990 (3-7-1)

Head Coach: Gerry Faust
Captains: Scott Brown, Brian Hilke,
Ozzie Jackson, Jeff Williams

S1	Illinois State	W	17-7
S8	at Kent State	W	38-10
S15	Central Michigan	T	14-14
S22	Cal State Fullerton	W	48-17
S29	at Youngstown State	L	23-28
O6	Western Michigan	L	20-24
O13	at Navy	L	13-17
O20	at Florida (#17)	L	0-59
O27	at Rutgers	L	17-20
N3	Northern Illinois	L	28-31
N10	at Louisiana Tech	L	15-36
Total			233-263

1991 (5-6)

Head Coach: Gerry Faust
Captains: Eric Drakes,
Tyrone Nelson, Mike O'Connor,
Chris Owens, Tony Stubbs

S7	at Western Michigan	L	12-35
S14	Illinois State	L	3-25
S21	at Central Michigan	L	29-31
S28	Northern Arizona	W	49-14
O5	at East Carolina (#9)	L	20-56
O12	Youngstown State	W	38-24
O19	Arkansas State	W	28-23
O26	Northern Illinois	W	17-7
N9	at Virginia Tech	L	24-42
N16	at Army	L	0-19
N23	at Temple	W	37-32
Total			257-308

1992 (7-3-1, 5-3 MAC-3RD-T)

Head Coach: Gerry Faust
Captains: Daron Alcorn, Phil Dunn,
Vic Green, Chris Owens

S5	at Eastern Michigan *	W	27-9
S12	Toledo *	W	23-20
S19	at Western Michigan *	L	20-24
O3	at Ohio *	W	13-0
O10	at Kent State *	L	16-20
O17	at Ball State *	W	22-14
O24	Bowling Green *	L	3-24
O31	Central Michigan *	W	31-28
N7	Temple	W	29-15
N14	Youngstown State	T	10-10
N21	at Cincinnati	W	24-22
Total			218-186

1993 (5-6, 4-4 MAC-5TH)

Head Coach: Gerry Faust
Captains: Eric Agosti,
Wayne Anderson, Phil Dunn,
Odell Robbins

S2	at Central Michigan *	W	23-13
S11	Kent State *	W	42-7
S18	at Western Michigan *	L	3-20
O2	at Army	L	14-35
O9	Miami (Ohio) *	W	31-13
O16	at Bowling Green *	L	7-49
O23	at Temple	W	31-7
O30	at Ohio *	L	13-21
N6	Eastern Michigan *	W	19-7
N13	Ball State *	L	9-31
N20	Youngstown State	L	0-19
Total			192-222

1994 (1-10, 1-8 MAC-9TH)

Head Coach: Gerry Faust
Captains: DeShawn Brown,
Phil Dunn, Darin Ford, Mike Lyons

S3	Temple	L	7-32
S10	Bowling Green *	L	0-45
S17	at Kent State *	L	16-32
S24	at Western Michigan *	L	6-19
O8	at Miami (Ohio) *	L	14-50
O15	Central Michigan *	L	0-47
O22	Toledo *	L	25-48
O29	at Youngstown State	L	7-41
N5	at Eastern Michigan *	L	18-42
N12	at Ball State *	L	28-38
N19	Ohio *	W	24-10
Total			145-404

1995 (2-9, 2-6 MAC-7TH-T)

Head Coach: Lee Owens
Captains: Game Captains


S2	Eastern Michigan *	L	29-49
S16	at Bowling Green *	L	12-50
S23	at Kansas State (#19)	L	0-67
S30	Central Michigan *	W	16-13
O7	at Western Michigan *	L	3-7
O14	at Virginia Tech (#10)	L	27-77
O21	Ohio *	L	23-29
O28	Kent State *	W	14-6
N4	Youngstown State	L	10-24
N11	at Toledo *	L	7-41
N18	at Miami (Ohio) *	L	0-65
Total			141-428

1996 (4-7, 3-5 MAC-7TH-T)

Head Coach: Lee Owens
Captains: Nate Boyd, Mike Junko,
Andre McCray, Jason Taylor

A29	at Ohio *	L	14-44
S7	Virginia Tech (#15)	L	18-21
S14	Toledo *	L	10-27
S21	at Illinois	L	7-38
S28	Western Michigan *	W	27-7
O5	at Kent State *	L	17-32
O12	at Central Michigan *	L	0-42
O19	Miami (Ohio) *	W	10-7
O26	at Northern Illinois	W	34-17
N2	Bowling Green *	W	21-14
N9	at Eastern Michigan *	L	17-20
Total			175-269

* - Mid-American Conference Games



1997 (2-9, 2-6 MAC 6TH-EAST)

Head Coach: Lee Owens
Captains: Nate Boyd, George Germany, Andre McCray, Kevin Kuntz, Mike Lagasse

A30	at Nebraska (#6)	L	14-59
S13	at Miami (Ohio) *	L	20-49
S20	Bowling Green *	L	28-31
S27	at Louisiana St. (#13)	L	0-56
O4	Central Michigan *	W	53-14
O11	at Marshall *	L	17-52
O18	at Eastern Michigan	L	0-45
O25	Ohio *	L	17-21
N1	at Ball State *	L	14-31
N8	Kent State *	W	45-35
N15	at Toledo * (#18)	L	10-42
Total			218-435

1998 (4-7, 2-6 MAC-5TH-EAST)

Head Coach: Lee Owens
Captains: Nate Boyd, George Germany, Andre McCray, Kevin Kuntz, Mike Lagasse

S5	Marshall *	L	16-27
S12	at Temple	W	35-28
S26	Ball State *	W	52-14
O3	at Pittsburgh	L	0-35
O10	at Kent State *	W	45-16
O17	at Ohio *	L	14-28
O24	Toledo *	L	17-24
O31	at Central Michigan *	L	27-28
N7	at Bowling Green *	L	21-58
N14	Eastern Michigan	W	24-21
N21	Miami (Ohio) *	L	14-20
Total			265-299

1999 (7-4, 5-3 MAC-3RD-T EAST)

Head Coach: Lee Owens
Captains: George Cameron, Jon Eaton, Steve Hale, Dan Wessman

S4	at Penn State (#2)	L	24-70
S11	at Buffalo *	W	17-10
S18	Temple	W	25-15
S25	at Eastern Michigan *	L	17-38
O2	at Ball State *	W	31-9
O9	Ohio *	W	41-28
O16	Bowling Green *	W	55-25
O23	at Navy	W	35-29
O30	Western Michigan *	L	10-24
N6	at Miami (Ohio) *	L	23-32
N13	Kent State *	W	37-34
Total			315-314

2000 (6-5, 5-3 MAC-1ST-T EAST)

MAC EAST CHAMPIONS
Head Coach: Lee Owens
Captains: Tony McCray, Rich Reliford, Dwight Smith, Butchie Washington

S2	at Virginia Tech (#11)	L	23-52
S9	at Central Michigan *	L	7-17
S16	Central Florida	W	35-24
S23	at Ohio *	W	23-20
S30	Miami (Ohio) *	W	37-20
O7	at Bowling Green *	W	27-21
O14	Northern Illinois*	L	35-52
O21	Connecticut	L	35-38
O28	Marshall *	L	28-31
N11	Buffalo *	W	49-14
N18	at Kent State *	W	34-6
Total			333-295

2001 (4-7, 4-4 MAC-4TH-T EAST)

Head Coach: Lee Owens
Captains: Zac Derr, Tim Ritley, Chris Smith, Scott Smith

A30	Ohio *	W	31-29
S8	at Ohio State (#22)	L	14-28
S22	at Purdue (#24)	L	14-33
S29	Kent State *	W	14-10
O6	at Western Michigan *	L	14-31
O13	at Miami (Ohio) *	L	27-30
O20	Bowling Green	L	11-16
O27	at Marshall *	L	33-50
N3	at Central Florida	L	17-57
N17	at Buffalo *	W	41-14
N24	Eastern Mich. * (30T)	W	65-62
Total			281-360

2002 (4-8, 3-5 MAC-5TH-EAST)

Head Coach: Lee Owens
Captains: Charlie Frye, Ryan Gargas, Ryan Myers, Brandon Payne

A31	at Iowa	L	21-57
S7	at Maryland	L	14-44
S14	Central Michigan *	L	17-24
S21	at Virginia	L	29-48
S28	Miami (Ohio) *	L	31-48
O5	at Eastern Michigan *	L	34-42
O12	Liberty	W	49-21
O26	at Central Florida *	L	17-28
N2	Marshall (#25) *	W	34-20
N9	at Ohio *	L	10-27
N16	Buffalo *	W	21-10
N23	at Kent State *	W	48-10
Total			325-379

2003 (7-5, 5-3 MAC 3RD-EAST)

Head Coach: Lee Owens
Captains: Chase Blackburn, Matt Cherry, Charlie Frye, Marques Hayes

A28	Kent State *	L	38-41
S6	at Wisconsin (#18)	L	31-48
S13	Eastern Michigan *	W	24-17
S20	Howard	W	65-7
S27	at Buffalo *	W	38-21
O4	at Miami (Ohio) *	L	20-45
O11	Cal Poly	W	45-14
O18	Central Florida *	W	38-24
O25	at Connecticut	L	37-38
N1	at Marshall *	L	24-42
N8	at Central Michigan *	W	40-28
N15	Ohio *	W	35-28
Total			435-353

2004 (6-5, 6-2 MAC 2ND-EAST)

Head Coach: J.D. Brookhart
Captains: Dan Basch, Chase Blackburn, Diontre Earl, Charlie Frye

S4	at Penn State	L	10-48
S11	Middle Tennessee St.	L	24-31
S18	at Virginia (#12)	L	0-51
S23	at Kent State *	W	24-19
O2	at Northern Illinois *	L	19-49
O9	Buffalo *	W	44-21
O16	at Central Florida *	W	26-21
O23	Ball State *	W	35-23
N5	Marshall *	W	31-28
N13	at Ohio *	W	31-19
N20	Miami (Ohio) *	L	27-37
Total			271-347

2005 (7-6, 5-3 MAC-1ST-T EAST)

MAC CHAMPIONS
MAC EAST CHAMPIONS
Head Coach: J.D. Brookhart
Captains: Kiki Gonzalez, Domenik Hixon, Jason Montgomery, Brian White

S10	at Purdue (#13)	L	24-49
S17	at Middle Tenn. State	W	17-7
S24	Northern Ill. * (OT)	W	48-42
O1	Central Michigan *	L	17-31
O8	at Buffalo *	W	13-7
O15	at Miami (Ohio) *	L	23-51
O22	Army	L	0-20
O29	at Bowling Green *	W	24-14
N5	at Ball State *	L	17-23
N15	Ohio *	W	27-3
N24	Kent State *	W	35-3
MAC Championship Game			
D1	vs. Northern Illinois #	W	31-30
Motor City Bowl			
D26	vs. Memphis #	L	31-38
Total			307-318

- Played at Ford Field (Detroit)

2006 (5-7, 3-5 MAC-3RD-T EAST)

Head Coach: J.D. Brookhart
Captains: Luke Getsy, Kiki Gonzalez

S2	at Penn State (#19)	L	16-34
S9	at N.C. State	W	20-17
S16	at Central Michigan *	L	21-24
S23	North Texas	W	33-13
S30	at Kent State *	L	15-37
O7	at Cincinnati	L	14-20
O21	Miami (Ohio) *	W	24-13
O28	at Toledo *	L	20-35
N4	Bowling Green *	W	35-28
N9	Buffalo *	W	31-16
N16	at Ohio *	L	7-17
N24	Western Michigan *	L	0-17
Total			236-271

* - Mid-American Conference Games
 [HC] - Homecoming



YEAR-BY-YEAR RESULTS

2007 (4-8, 3-5 MAC-6TH EAST)

Head Coach: J.D. Brookhart
Captains: Yamari Dixon,
John Mackey, Mike Schepp

S1	vs. Army %	W	22-14
S8	at Ohio State (#11)	L	2-20
S15	at Indiana	L	24-41
S22	Kent State *	W	27-20
S29	at Connecticut	L	10-44
O6	at Western Michigan *	W	39-38
O13	Temple *	L	20-24
O27	at Buffalo *	L	10-26
N2	at Bowling Green *	L	20-44
N7	Ohio *	W	48-37
N14	at Miami (Ohio) *	L	0-7
N23	Central Michigan *	L	32-35
Total			254-350

% - Akron's home game, played at Cleveland Browns Stadium as part of the inaugural Patriot Bowl.

2008 (5-7, 3-5 MAC-4TH-T EAST)

Head Coach: J.D. Brookhart
Captains: Kevin Grant,
Chris Kemme, Dennis Kennedy,
Merce Poindexter, Doug Williams


A30	at Wisconsin (#12)	L	17-38
S6	at Syracuse	W	42-28
S13	Ball State *	L	24-41
S20	at Army	W	22-3
S27	Cincinnati	L	15-17
O4	at Kent State * (2OT)	W	30-27
O11	Bowling Green *	L	33-37
O18	at Eastern Michigan *	W	42-35
N5	Toledo *	W	47-30
N13	Buffalo * ^ (4OT)	L	40-43
N22	at Ohio *	L	42-49
N28	at Temple * #	L	0-17
Total			360-375

^ - final game played at the Rubber Bowl
- played at Lincoln Financial Field

2009 (3-9, 2-6 MAC-5TH-EAST)

Head Coach: J.D. Brookhart
Captains: Game Captains

S5	at Penn State (#8)	L	7-31
S12	Morgan State	W	41-0
S19	Indiana	L	21-38
S26	at Central Michigan *	L	21-48
O10	Ohio *	L	7-19
O17	at Buffalo *	L	17-21
O24	at Syracuse *	L	14-28
O31	at Northern Illinois *	L	10-27
N7	Kent State *	W	28-20
N13	Temple *	L	17-56
N22	at Bowling Green *	L	20-36
N28	Eastern Michigan *	W	28-20
Total			360-375



2010 (1-11, 1-7 MAC-6TH-EAST)

Head Coach: Rob Ianello
Captains: Alex Allen, Mike Thomas,
Mike Ward

S4	Syracuse	L	3-29
S11	Gardner Webb (3OT)	L	37-38
S18	at Kentucky	L	10-47
S25	at Indiana	L	20-35
O2	Northern Illinois *	L	14-50
O9	at Kent State *	L	17-28
O16	at Ohio *	L	10-38
O23	Western Michigan *	L	10-56
O30	at Temple * #	L	0-30
N6	at Ball State * (3OT)	L	30-37
N17	Miami (Ohio) *	L	14-19
N28	Buffalo *	W	22-14
Total			187-421

- played at Lincoln Financial Field

2011 (1-11, 0-8 MAC-7TH-EAST)

Head Coach: Rob Ianello
Captains: Jake Anderson,
Adam Steiner, Brian Wagner

S3	at Ohio State	L	0-42
S10	Temple *	L	3-41
S17	at Cincinnati	L	14-59
S24	VMI	W	36-13
O1	at Eastern Michigan *	L	23-31
O8	FIU	L	17-27
O22	Ohio *	L	20-37
O29	Central Michigan *	L	22-23
N3	at Miami (Ohio) *	L	3-35
N12	Kent State *	L	3-35
N19	at Buffalo *	L	10-51
N25	at Western Michigan *	L	19-68
Total			170-462

2012 (1-11, 0-8 MAC-7TH-EAST)

Head Coach: Terry Bowden
Captains: Adam Bice,
Kurt Mangum, Adam Steiner

A30	Central Florida	L	14-56
S8	at FIU (OT)	L	38-41
S15	Morgan State	W	66-6
S22	at Tennessee	L	26-47
S29	Miami (Ohio) *	L	49-56
O6	Bowling Green *	L	10-24
O13	at Ohio *	L	28-34
O20	Northern Illinois *	L	7-37
O27	at Central Michigan *	L	10-35
N3	at Kent State *	L	24-35
N10	Massachusetts *	L	14-22
N20	at Toledo *	L	23-35
Total			313-428

2013 (5-7, 4-4 MAC-4TH-EAST)

Head Coach: Terry Bowden
Captains: Nico Caponi,
Malachi Freeman, Jarrod Pughsley

A29	at UCF	L	7-38
S7	James Madison	W	35-33
S14	at Michigan (#11)	L	24-28
S21	Louisiana	L	30-35
S28	at Bowling Green *	L	14-31
O5	Ohio *	L	3-43
O12	at Northern Ill. * (#23)	L	20-27
O19	at Miami (Ohio) *	W	24-17
O26	Ball State *	L	24-42
N2	Kent State *	W	16-7
N16	at Massachusetts *	W	14-13
N29	Toledo *	W	31-29
Total			242-343

2014 (5-7, 4-4 MAC-4TH-EAST)

Head Coach: Terry Bowden
Captains: Justin March-Lillard,
Nick Rossi, Travis Switzer

A28	Howard	W	41-0
S6	at Penn State	L	3-21
S20	Marshall	L	17-48
S27	at Pittsburgh	W	21-10
O4	Eastern Michigan *	W	31-6
O11	Miami (Ohio) *	W	29-19
O18	at Ohio *	L	20-23
O25	at Ball State *	L	21-35
N4	Bowling Green *	L	10-27
N11	at Buffalo *	L	24-55
N18	Massachusetts *	W	30-6
N28	at Kent State *	L	24-27
Total			242-343

2015 (8-5, 5-3 MAC-T2ND-EAST)

FAMOUS IDAHO POTATO BOWL CHAMPIONS

Head Coach: Terry Bowden
Captains: Jatavis Brown,
Cody Grice, Conor Hundley

S5	at Oklahoma (#19)	L	3-41
S12	Pittsburgh	L	7-24
S19	Savannah State	W	52-9
S26	at Louisiana	W	35-14
O3	Ohio * [HC]	L	12-14
O10	at Eastern Michigan *	W	47-21
O17	at Bowling Green *	L	10-59
O31	Central Michigan *	L	6-14
N7	at Massachusetts *	W	17-13
N14	at Miami (Ohio) *	W	37-28
N21	Buffalo *	W	42-21
N27	Kent State *	W	20-0

Famous Idaho Potato Bowl

D22	vs. Utah State #	W	23-21
Total			311-279

- Played at Albertsons Stadium (Boise, Idaho)

2016 (5-7, 3-5 MAC-T3RD-EAST)

Head Coach: Terry Bowden
Captains: JoJo Natson, DeAndre
Scott, James Turner

S3	VMI	W	47-24
S10	at Wisconsin (#10)	L	10-54
S17	at Marshall	W	65-38
S24	Appalachian State	L	38-45
O1	at Kent State *	W	31-27
O8	Miami (Ohio) * [HC]	W	35-13
O15	Western Mich. (#25) *	L	0-41
O22	at Ball State *	W	35-25
O27	at Buffalo *	L	20-41
N2	Toledo *	L	17-48
N9	Bowling Green *	L	28-38
N22	at Ohio *	L	3-9
Total			329-403

* - Mid-American Conference Games
[HC] - Homecoming

MISCELLANEOUS RECORDS

RECORD BY DECADE

Decade	W	L	T	Pct.	H	A	N
1890s	15	13	0	.536	12-7	3-6	0-0
1900s	11	18	1	.383	8-6-1	3-12	0-0
1910s	38	36	6	.513	33-25-6	5-11-0	0-0
1920s	48	32	3	.597	36-15-2	12-17-1	0-0
1930s	48	33	6	.586	37-24-4	10-9-2	1-0
1940s	18	38	4	.333	13-21-4	5-17	0-0
1950s	40	44	4	.477	18-22-3	22-21-1	0-1
1960s	57	32	3	.636	33-8-1	22-22-2	2-2
1970s	64	40	3	.612	39-13-1	25-26-2	0-1
1980s	56	54	2	.509	35-18	21-36-2	0-0
1990s	40	68	2	.373	26-21-2	14-47	0-0
2000s	51	67	0	.432	30-21	19-45	2-1
2010s	26	59	0	.306	15-27	10-32	1-0

RECORD VS. RANKED OPPONENTS

Date	Rank	Opponent	H/A/N	Score
Nov. 10, 1979	#17	Temple	A	L, 42-6
Oct. 15, 1988	#12	Auburn	A	L, 42-0
Nov. 11, 1989	#11	Tennessee	A	L, 52-9
Oct. 20, 1990	#17	Florida	A	L, 59-0
Oct. 5, 1991	#9	East Carolina	A	L, 56-20
Sept. 23, 1995	#19	Kansas State	A	L, 67-0
Oct. 14, 1995	#10	Virginia Tech	A	L, 77-27
Sept. 7, 1996	#15	Virginia Tech	H	L, 21-18
Aug. 30, 1997	#6	Nebraska	A	L, 59-14
Sept. 27, 1997	#13	LSU	A	L, 56-0
Nov. 15, 1997	#18	Toledo	A	L, 42-10
Sept. 4, 1999	#2	Penn State	A	L, 70-24
Sept. 2, 2000	#11	Virginia Tech	A	L, 52-23
Sept. 8, 2001	#22	Ohio State	A	L, 28-14
Sept. 22, 2001	#24	Purdue	A	L, 33-14
Nov. 2, 2002	#25	Marshall	H	W, 34-20
Sept. 6, 2003	#18	Wisconsin	A	L, 48-31
Sept. 18, 2004	#12	Virginia	A	L, 51-0
Sept. 10, 2005	#13	Purdue	A	L, 49-24
Sept. 2, 2006	#19	Penn State	A	L, 34-16
Sept. 8, 2007	#11	Ohio State	A	L, 20-2
Aug. 30, 2008	#12	Wisconsin	A	L, 38-17
Sept. 5, 2009	#8	Penn State	A	L, 31-7
Sept. 14, 2013	#11	Michigan	A	L, 28-24
Oct. 12, 2013	#23	Northern Illinois	A	L, 27-20
Sept. 5, 2015	#19	Oklahoma	A	L, 3-41
Sept. 10, 2016	#10	Wisconsin	A	L, 10-54
Oct. 15, 2016	#25	Western Michigan	H	L, 0-41

Overall Record: 1-27 Home Record: 1-2 Road Record: 0-25

OVERTIME RECORD

Date	Opponent	H/A/N	Score	# of OTs
Dec. 4, 1976	Northern Michigan	H	W, 29-26	1
Nov. 24, 2001	Eastern Michigan	H	W, 65-62*	3
Sept. 24, 2005	Northern Illinois	H	W, 48-42	1
Oct. 4, 2008	Kent State	A	W, 30-27	2
Nov. 13, 2008	Buffalo	H	L, 43-40	4
Sept. 11, 2010	Gardner Webb	H	L, 38-37	3
Nov. 6, 2010	Ball State	A	L, 37-30	3
Sept. 8, 2012	Florida International	A	L, 41-38	1

Overall Record: 4-4 Home Record: 3-2 Road Record: 1-2

One Overtime: 2-1

Two Overtimes: 1-0

Three Overtimes: 1-2

Four Overtimes: 0-1

* - Second-highest scoring game (combined points) in MAC history

! - Highest-scoring game heading into overtime in FBS history






COACHING RECORDS



◆ **Howard "Red" Blair**
1927-35



◆ **Jim Dennison**
1973-85



◆ **Gerry Faust**
1986-94



◆ **Gordon K. Larson**
1961-72



◆ **Lee Owens**
1995-03

ALL-TIME HEAD COACH RECORDS

Year(s)	Coach (Alma Mater)	Yrs	G	W	L	T	Pct.	
1891	No Coach	1	4	1	3	0	.250	
1892	Frank Cook	1	7	3	4	0	.429	
1893-94	John W. Heisman (Penn)	2	8	6	2	0	.750	
1895	No Coach	1	5	3	2	0	.600	
1896	Harry Wilson	1	1	0	1	0	.000	
1897-98	Did Not Compete							
1899	Archie Eves (Buchtel)	1	3	2	1	0	.667	
1900	No Coach	1	6	2	3	1	.417	
1901	Did Not Compete							
1902	Forest Firestone (Michigan)	1	7	2	5	0	.286	
1903	Rev. Alfred W. Place (Chicago)	1	2	0	2	0	.000	
1904-07	Did Not Compete							
1908	Dr. Dwight Bradley (Penn)	1	7	3	4	0	.429	
1909	Clarence Weed (Olivet)	1	8	4	4	0	.500	
1910-14	Frank Haggerty (Colby)	5	41	22	16	3	.573	
1915-23	Fred S. Sefton (Colgate)	9	71	34	33	4	.507	
1924-25	James W. Coleman (Arkansas)	2	16	6	10	0	.375	
1926	George Babcock	1	9	5	2	2	.667	
1927-35	Howard "Red" Blair (Ohio St.)	9	77	42	30	5	.578	
1936-38	James W. Aiken (Wash. & Jeff.)	3	27	19	7	1	.727	
1939-40	Thomas W. Dowler (Colgate)	2	18	7	9	2	.444	
1941-42	Otis W. Douglas (Wm. & Mary)	2	18	5	10	3	.361	
1943-45	No Games Played							
1946-47	Paul Baldacci (Wm. & Mary)	2	17	7	10	0	.412	
1948-51	William "Bud" Houghton (Ohio Wesleyan)	4	35	7	27	1	.214	
1952-53	Kenneth "Red" Cochrane (Akron)	2	18	8	9	1	.472	
1954-60	Joseph H. McMullen (Brown)	7	61	30	28	3	.516	
1961-72	Gordon K. Larson (Kent St.)	12	112	74	33	5	.683	
1973-85	Jim Dennison (Wooster)	13	144	80	62	2	.562	
1986-94	Gerry Faust (Dayton)	9	99	43	53	3	.449	
1995-03	Lee Owens (Bluffton)	9	101	40	61	0	.396	
2004-09	J.D. Brookhart (Colorado St.)	6	72	30	42	0	.417	
2010-11	Rob Ianello (Catholic)	2	24	2	22	0	.083	
2012-Pres.	Terry Bowden (West Virginia)	5	61	24	37	0	.393	
Totals			116	1,079	511	532	36	.490

ALL-TIME WINNINGEST COACHES (WINS)

Name	Years	Wins	Games
1. Jim Dennison	1973-85	80	144
2. Gordon K. Larson	1961-72	74	112
3. Gerry Faust	1986-94	43	99
4. Howard "Red" Blair	1927-35	42	77
5. Lee Owens	1995-03	40	101

ALL-TIME WINNINGEST COACHES (WINNING %)*

Name	Years	Record	Winning %
1. Gordon K. Larson	1961-72	74-33-5	.683
2. Howard "Red" Blair	1927-35	42-30-5	.578
3. Frank Haggerty	1910-14	22-16-3	.573
4. Jim Dennison	1973-85	80-62-2	.562
5. Joseph H. McMullen	1954-60	30-28-3	.516

*minimum 30 games coached

MOST GAMES COACHED

Name	Years	Total Games
1. Jim Dennison	1973-85	144
2. Gordon K. Larson	1961-72	112
3. Lee Owens	1995-03	101
4. Gerry Faust	1986-94	99
5. Howard "Red" Blair	1927-35	77





POSTSEASON HISTORY





1968 Grantland Rice Bowl

Akron's First Bowl

- ◆ Louisiana Tech 33, Akron 13
- ◆ December 14, 1968
- ◆ Floyd Stadium | Murfreesboro, Tenn.

Louisiana Tech	21	0	0	12	-	33
Akron	0	7	6	0	-	13

Scoring Summary

- LT - Bradshaw 16-yard run (Golmon kick)
- LT - Spinks 36-yard pass from Bradshaw (Golmon kick)
- LT - Herren 2-yard run (Golmon kick)
- UA - Vargo 1-yard run (Harrison kick)
- UA - Beidleman 13-yard run (kick blocked)
- LT - Brewer 6-yard pass from Bradshaw (kick failed)
- LT - Bradshaw 8-yard run (pass failed)

Team Stats	LT	UA
First Downs	21	14
Rushing Yards	86	118
Passing	33-19-2	21-6-3
Passing Yards	261	78
Total Offense	347	196

UA Individual Stat Leaders:

- Ron Lemon, 18 rushes, 75 yards
- Jack Beidleman, 18 rushes, 48 yards, 1 TD; 2 recs, 22 yards
- Dan Ruff, 4 receptions, 56 yards



MURFREESBORO, Tenn.- It was the first bowl appearance for either team when The University of Akron and Louisiana Tech met in the fifth annual Grantland Rice Bowl for the 1968 College Division Mideast Region Championship.

Both teams touted quarterbacks who rewrote their respective record books.

For the Zips, under head coach Gordon Larson, senior Don Zwisler entered the contest ranked fourth in the nation in passing. For the Bulldgos, junior Terry Bradshaw ranked first in the country.


Tech jumped out to a quick lead with three touchdowns in the first quarter for a 21-0 advantage.

The Zips managed to get on the board with 1:50 left in the half on a 1-yard run from junior fullback John Vargo. At 28, Vargo was the oldest running back in the country.

The Zips opened the second half with their most impressive drive of the day as they marched 80 yards in 19 plays as sophomore halfback Jack Beidleman took the ball in from 13 yards for the Akron score, cutting the lead to 21-13.

The Zips though could draw no closer as two more Bradshaw scores in the fourth quarter sealed the Bulldog win.

On the day, Bradshaw rushed for two scores and threw for two more giving the football world a glimpse of things to come for the NFL Hall of Fame quarterback.



1976 Division II Playoffs | Quarterfinal

First Postseason Victory in Program History

- ◆ Akron 27, UNLV 6
- ◆ November 27, 1976
- ◆ Rubber Bowl | Akron, Ohio



UNLV	6	0	0	0	-	6
Akron	10	10	0	7	-	27

Scoring Summary

- UA - Embick 24-yard field goal
- UNLV - Bowls 100-yard kickoff return (kick failed)
- UA - Bezbatchenko 43-yard run (Embick kick)
- UA - Hovanec 1-yard run (Embick kick)
- UA - Embick 24-yard field goal
- UA - Evans 14-yard pass from Bezbatchenko (Embick kick)

Team Stats	UNLV	UA
First Downs	14	25
Rushes/Yards	16-8	77-419
Passes	19-42-3	5-10-1
Passing Yards	241	31

UA Individual Stat Leaders:

- Mark Hovanec, 21 rushes, 111 yards
- Marty Bezbatchenko, 14 rushes, 88 yards
- Glenn Evans, 4 receptions, 31 yards, 1 TD



AKRON, Ohio- It was all Akron as the Zips hosted the University of Nevada-Las Vegas at the Rubber Bowl in the quarterfinal round of the 1976 NCAA Division II Playoffs.

Akron head coach Jim Dennison's trademark running attack was true to form as the Blue and Gold racked up 419 yards on the ground, while the defense held the Rebel runners to only eight yards and controlled the game.

The Zips got on the board first, taking the opening kickoff down to the Vegas 7-yard line where Jim Embick split the uprights with a 24-yard field goal for a 3-0 Akron lead.

UNLV had its only point production on the afternoon on the ensuing kickoff when 5-6, 143-lb. freshman Ken Bowls took the Embick kick in the endzone and returned it 100 yards for the Rebel touchdown. UNLV led 6-3 after the extra point attempt missed.

The Zips regained the lead for good later in the first half when quarterback Marty Bezbatchenko scampered 43 yards for a touchdown.

Akron added 10 more points in the second quarter on a 1-yard Mark Hovanec run and a 24-yard Embick field goal.

Bezbatchenko closed out the scoring in the fourth quarter when he hit senior wide receiver Glenn Evans from 14 yards for the Akron touchdown.

For Akron, the win marked the first postseason victory in program history.

1976 Division II Playoffs | Semifinal

Knute Rockne Bowl; First OT Game in NCAA Playoffs



- ◆ Akron 29, Northern Michigan 26 (OT)
- ◆ December 4, 1976
- ◆ Rubber Bowl | Akron, Ohio

Northern Mich.	10	0	6	8	-	3	-	26
Akron	7	7	0	9	-	6	-	29


Scoring Summary

- NMU - Awrey 1-yard run (Harves kick)
- NMU - Harves 31-yard field goal
- UA - Axner 56-yard run (Embick kick)
- UA - Axner 6-yard run (Embick kick)
- NMU - Awrey 4-yard run (pass failed)
- UA - Axner 3-yard run (run failed)
- NMU - Brown 1-yard fumble recovery (Harves kick)
- UA - Embick 35-yard field goal
- NMU - Harves 39-yard field goal
- UA - Bezbatchenko 1-yard run

Team Stats	NMU	UA
First Downs	21	16
Rushes/Yards	51-97	60-271
Passes	16-27-2	2-6-2
Passing Yards	251	60

UA Individual Stat Leaders:

- Dave Axner, 15 rushes, 122 yards, 3 TD's
- Greg Thurman, 10 rushes, 54 yards
- Mark Hovanec, 15 rushes, 48 yards



AKRON, Ohio- History between the Zips and Wildcats added another chapter during the semi-final round of the 1976 NCAA Division II Playoffs- named the Knute Rockne Bowl as the teams played in the first overtime game in the history of NCAA football playoffs.

In the fourth quarter, Axner scored his third TD of the day on a 3-yard run. The Zips, too, missed on a two-point try, leaving them with a 20-16 lead. NMU reclaimed the lead after a QB fumble on the Akron 1-yard line, and OL Roy Brown recovered for the score.

Riding a six-game winning streak against NMU in series history, the Zips were down by 10 points before the Akron rushing machine began to roll. With 2:48 remaining in the first quarter, junior halfback Dave Axner took a Marty Bezbatchenko hand off on the right side and sprinted 56 yards to the end zone.

Down by three points with 3:29 left on the clock, UA had one final shot. Starting on their own 29-yard line, the Zips drove the ball to the NMU 18-yard line where kicker Jim Embick split the uprights with :01 left to tie the contest at 23-23 and send it into overtime.

Akron took the lead in the closing minutes of the half when Axner hit paydirt again for six yards to help the Zips to a 14-10 lead entering the locker room.

With each team trading a series from the opponent's 15-yard line, the Zips won the toss and elected to defend. They pushed the Wildcats back to the 23-yard line where they hit a field goal. The UA offense then took over and ran three rushing plays to move the ball to the 1-yard line where Bezbatchenko went over the goal line on a quarterback keeper to seal the victory.

NMU scored on its first drive of the second half but missed a two-point conversion.



1976 Division II Playoffs | Final

Pioneer Bowl; National Championship Game

- ◆ **Montana State 24, Akron 13**
- ◆ **December 11, 1976**
- ◆ **Memorial Stadium | Wichita Falls, Texas**



Akron	0	0	7	6	-	13
Montana State	0	14	3	7	-	24

Scoring Summary

- MSU - McCullough 5-yard pass from Dennehy (Muri kick)
- MSU - Damberger 3-yard pass from Ueland (Muri kick)
- MSU - Muri 21-yard field goal
- UA - Axner 3-yard run (Embick kick)
- UA - Evans 22-yard pass from Bezbatchenko (kick failed)
- MSU - Kosterba 7-yard run (Muri kick)

Team Stats	UA	MSU
First Downs	14	19
Rushes/Yards	44-179	67-266
Passes	7-19-2	7-10-2
Passing Yards	91	50

UA Individual Stat Leaders:

- Greg Thurman, 10 rushes, 44 yards
- Dave Axner, 11 rushes, 42 yards, 1 TD
- Glenn Evans, 4 receptions, 60 yards, 1 TD



WICHITA FALLS, Texas— It was windy and bitter cold in Wichita Falls when the Zips met No. 1 Montana State for the NCAA Division II National Championship.

The day was made for the ground game and ball control offenses, and the opponents did not disappoint.

UA entered the contest averaging 251.2 yards per game rushing, while MSU ranked first in the nation with 287.5 yards per game on the ground.

The teams played through a scoreless tie through the first quarter and most of the second. MSU finally broke the ice with a 5-yard TD pass to cap a 51-yard drive with 5:47 remaining in the half. The Bobcats scored again with :27 left to take a 14-0 lead at intermission. Montana State controlled the ball for 19:09 in the first half and had 12 first downs compared to 10:51 and two first downs for UA.

The Bobcats added a field goal in the third quarter to take a 17-0 lead before Akron took advantage of a MSU mistake. Charles Parnell recovered a Bobcats fumble at the MSU 30-yard line. Akron got on the board five plays later when Dave Axner ran in from 3 yards out with 1:33 left in the third.

UA caught another break early in the fourth quarter when senior Louis Formen intercepted a MSU pass and set the Zips up at the Bobcats 25-yard line. Quarterback Marty Bezbatchenko finished the three-play drive with a 22-yard touchdown pass to Glenn Evans.

The Montana State defense, however, took matters into its own hands by shutting the Zips down, while the offense added one more touchdown for the final 24-13 score.

While the Zips fell 11 points shy of a National Championship, the 1976 team provided countless exciting memories for Akron fans for years to come.



1985 Division I-AA Playoffs | First Round

Zips' First Division I Playoff Game



- ◆ Rhode Island 35, Akron 27
- ◆ November 30, 1985
- ◆ Meade Stadium | Kingston, R.I.

Akron	0	7	14	6	-	27
Rhode Island	0	14	14	7	-	35

Scoring Summary

- RIU - DiMaggio 3-yd pass from Ehrhardt (Griffin kick)
- UA - Tyler 77-yd return of blocked FG (Klaus kick)
- RIU - Donfield 21-yd pass from Ehrhardt (Griffin kick)
- RIU - DiMaggio 4-yd pass from Ehrhardt (Griffin kick)
- UA - Rafac 16-yd interception return (Klaus kick)
- UA - Clark 1-yd run (Klaus kick)
- RIU - DiMaggio 3-yd pass from Ehrhardt (Griffin kick)
- UA - Green 1-yd run (kick blocked)
- RIU - DiMaggio 7-yd pass from Ehrhardt (Griffin kick)

Team Stats	UA	URI
First Downs	20	31
Rushes/Yards	55-228	12-53
Passes	10-22-3	43-70-2
Passing Yards	115	472

UA Individual Stat Leaders:

- Mike Clark, 13 rushes, 172 yards, 1 TD
- Willie Davis, 6 receptions, 79 yards
- Brian Moran, 13 tackles



KINGSTON, R.I.- With a come-from-behind 17-14 victory over Austin Peay to finish the regular season at 8-3, Akron headed to battle the Rhode Island Rams in round one of the NCAA I-AA playoffs, marking the Zips' first playoff showing since the move to Division I.

The Zips' powerful running attack had a few question marks entering the game. Junior tailback Mike Clark, who averaged 148 yards per game through the first seven contests, had been hampered by a sprained ankle and totaled only 115 yards in the last three games. Although Akron fell to the Rams, 35-27, Clark came through in style, churning out 172 yards and a touchdown.

After a scoreless first quarter, Rhode Island got on the board with a three-yard touchdown pass and extra point to take a 7-0 lead. After the Rams drove to the UA 17-yard line on their next possession, the Akron special teams took over. A Rams' field goal

attempt was blocked by freshman Gary Tyler and returned 77 yards for a touchdown. Rhode Island scored again to hold a 14-7 edge at halftime.

URI jumped out to a 14-point lead midway through the third quarter. Akron mounted another comeback as defensive lineman Steve Rafac intercepted a Tom Ehrhardt pass and returned it 16 yards for a touchdown.

The next Akron score came when Clark capped off a 55-yard drive with a 1-yard over the middle leap into the endzone. Clark rushed for all 55 yards of the three-play drive, including a gallop of 53 yards.

The two teams traded scores once again with tailback Anthony Green hitting paydirt for the Zips early in the fourth quarter. The extra point attempt was blocked, however, leaving the Rams with a 29-27 lead and the eventual victory.



2005 Mid-American Conference Championship

First Conference Championship

Attendance 12,051
Kickoff Time 7:45 p.m.
End of Game 11:16 p.m.
Total Elapsed Time 3:31
Officials: Referee- Bill Alge; Umpire- William Zurcher; Linesman- Brian Matthews; Line Judge- Steve Barnes; Back Judge- Larry Orrico; Field Judge- Mike Conlin; Side Judge- Bill Simmons
Temperature: 72 **Wind:** None
Weather: Indoors

Head coaches

Akron J.D. Brookhart
 Northern Illinois Joe Novak

Team Stats

	UA	NIU
First Downs	27	19
Rushes- Net Yards	32-105	52-250
Net Yards Passing	413	110
Pass Comp-Attempts-Int	30-52-1	7-17-0
Total Offense (Plays-Yds)	84-518	69-360
Fumble returns-Yds-TD	0-0-0	0-0-0
Kickoff returns-Yds-TD	3-75-0	6-124-0
Interception returns-Yds-TD	0-0-0	1-0-0
Punts (Number-Avg.)	5-38.0	5-46.6
Fumbles-Lost	1-1	0-0
Penalties-Yards	8-70	3-10
Possession Time	26:56	33:04
Third-Down Conversions	6 of 14	6 of 15
Fourth-Down Conversions	1 of 1	0 of 0
Red-Zone Scores-Chances	3-3	4-4
Sacks By: Number-Yards	3-27	2-16

Rushing: Akron- Biggs 20-70, Hixon 1-20, Kennedy 3-8, Getsy 8-7; NIU- Wolfe 42-270, Davis 4-10, Team 1-(-1), Nicholson 5-(-29).

Passing: Akron- Getsy 30-50-1-413-1; Team 0-1-0-0-0; Biggs 0-1-0-0-0. NIU- Nicholson 7-17-0-110-1.

Receiving: Akron- Hixon 8-144, Kasperek 6-81, Montgomery 6-69, Biggs 4-53, Long 3-20, Arthur 2-26, Kennedy 1-20. NIU- Davis 2-41, Hurd 2-26, Nordin 2-22, Raleigh 1-21.

Interceptions: Akron- none. NIU- Brown 1-0.

Tackles (UA-A): Akron- Rohr 5-4, Mackey 5-4, Stokes 5-3, Brown 5-2, Reid 4-2, Dixon 2-4, Tate 3-2, Anderson 2-2, White 2-2, Grant 1-3, Corner 1-3, Gonzalez 1-3, Heny 2-1, Nedd 0-3, five with 1 each. NIU- Ray Smith 4-7, Adriel Hansbro 8-2, Blalark 4-5, Brown 4-4, Alvah Hansbro 3-4, Utschig 4-2, Hutton 0-6, Deon Smith 3-1, Holman 1-3, McCarthy 0-4, Rusch 1-2, English 1-2, Holycross 1-1, eight with 1 each.

- ◆ Akron 31, Northern Illinois 30
- ◆ December 1, 2005
- ◆ Ford Field | Detroit, Mich.

Akron	10	0	0	21	-	31
Northern Illinois	0	10	14	6	-	30



DETROIT (AP) -- The Akron Zips won the first conference title in school history and berth in the Motor City Bowl -- and hope they earned some national attention.

Luke Getsy threw a 36-yard touchdown pass to Domenik Hixon with 10 seconds left to give Akron a 31-30 victory over Northern Illinois on Thursday night in the Mid-American Conference championship game at Ford Field.

"This is a huge moment, not just for our football program, but for our athletic department and our university," Zips coach J.D. Brookhart said. "This was the best three-hour advertisement you could ask for, because we are still in the building phase of this program."

The Zips (7-5) overcame a national conference championship-game record 270 yards and two touchdowns by Huskies tailback Garrett Wolfe.

"In the fourth quarter, if I could have broken one more tackle or made one more move, maybe we

could have gotten the first down we needed," he said. "We lost the game, so it doesn't matter how many yards I had."

Akron's winning drive started on its own 19 with 1:41 left and no timeouts. The Zips drove into Northern Illinois (7-5) territory and Hixon beat Adriel Hansbro down the middle of the field and grabbed Getsy's pass deep in the end zone.

"We were two yards short of the first down that would have ended the game," Northern Illinois coach Joe Novak said. "We couldn't make the play when we needed one, and they did."

The Zips had never won a football title in any conference, dating to their joining the Ohio Athletic Conference in 1915.

Wolfe had 42 carries and easily broke the previous MAC title-game record of 188 yards, set by Toledo's Chester Taylor in 2001, and the 2-year-old national record of 235 yards, set by Kansas State's Darren Sproles.



Akron took a 3-0 lead on their first possession on Jason Swiger's 47-yard field goal, the longest in MAC title-game history until Nendick's kick three quarters later.

The teams then traded short rushing touchdowns, as Kennedy put Akron up 10-0 with a 3-yard run. Wolfe made it 10-7 with a 1-yard dive.

Swiger narrowly missed a 46-yard field goal attempt. Nendick tied the game at 10 with a 21-yarder.

The score was tied at 10 at halftime.

Wolfe raced 62 yards to the Zips 20 midway through the third, then scored his second touchdown on a 12-yard burst.

After a fumble, the Huskies made it 24-10 when Dan Nicholson hit Sam Hurd at the goal line with a 19-yard scoring pass.

The Zips rallied and cut the margin to 24-17 on a 3-yard run by Brett Biggs with 13:53 remaining.

Chris Nendick pushed Northern Illinois' lead back to 10 points with a championship game-record 52-yard field goal. But Getsy countered with a 7-yard draw for a touchdown that pulled the Zips within three, 27-24.



Nendick's third field goal, a 46-yarder, made it a six-point game with 3:28 to go.


Akron drove to the Northern Illinois 33, before Getsy's pass bounced off the hands of Dennis Kennedy and was intercepted by linebacker Phil Brown.

Northern Illinois went three-and-out, forcing Akron to use all three timeouts, but the Zips got possession and Getsy drove for the winning score.

"It was an unbelievable finish," Brookhart said. "We found a way to go 80 yards."

Getsy was 30-of-50 for 413 yards, and Hixon had eight catches for 144 yards.

The game was as wild as the teams' first meeting, which Akron won 48-42 in overtime on Sept. 24.



POSTSEASON HISTORY



Zips Notes

- First Mid-American Conference East Division title
- First MAC Championship game appearance
- First MAC Championship game victory
- Since starting to play football in 1891, Akron had never won a conference title (at any level).
- The appearance in the MAC championship game was the first for both Akron and Northern Illinois.
- The MAC had not had a match-up of first time participants since the first league title game in 1997.

Scoring Summary

		V-H
1st		
11:54	UA- Jason Swiger 47-yd field goal, 8-32, 1:57	3-0
2:55	UA- Dennis Kennedy 3-yd run (Swiger kick), 6-61, 1:47	10-0
2nd		
11:14	NIU- Garrett Wolfe 1-yd run (Chris Nendick kick), 8-67, 3:28	10-7
2:21	NIU- Nendick 21-yd field goal, 9-67, 4:24	10-10
3rd		
5:03	NIU- Garrett 11-yd run (Nendick kick), 5-81, 2:46	10-17
1:43	NIU- Sam Hurd 19-yd pass from Dan Nicholson (Nendick kick), 6-32, 3:06	10-24
4th		
13:53	UA- Brett Biggs 3-yd run (Swiger kick), 11-80, 2:50	17-24
10:49	NIU- Nendick 52-yd field goal, 8-55, 2:59	17-27
7:35	UA- Luke Getsy 7-yd run (Swiger kick), 10-76, 3:08	24-27
3:28	NIU- Nendick 46-yd field goal, 9-42, 3:58	24-30
0:10	UA- Domenik Hixon 36-yd pass from Getsy (Swiger kick), 9-81, 1:31	31-30



2005 Motor City Bowl

Akron's First Division I-A [FBS] Bowl

Attendance 50,616
Kickoff Time 4:00 p.m.
End of Game 7:47 p.m.
Total Elapsed Time 3:57

Officials: Referee- Jack Folliard; Umpire- Dennis Angel; Linesman- James Rinne; Line Judge- Blake Lozo; Back Judge- Mike Aaronian; Field Judge- Mike Mothershed; Side Judge- Bernard Samuels

Temperature: 72 **Wind:** None

Weather: Indoors

Head coaches

Memphis Tommy West
 Akron J.D. Brookhart

Team Stats

	UM	UA
First Downs	21	24
Rushes- Net Yards	58-346	23-47
Net Yards Passing	170	455
Pass Comp-Attempts-Int	7-14-0	34-59-0
Total Offense (Plays-Yds)	72-516	82-502
Fumble returns-Yds-TD	0-0-0	0-0-0
Kickoff returns-Yds-TD	3-97-0	2-39-0
Interception returns-Yds-TD	0-0-0	0-0-0
Punts (Number-Avg.)	5-45.6	8-40.5
Fumbles-Lost	1-1	0-0
Penalties-Yards	7-62	10-61
Possession Time	29:48	30:12
Third-Down Conversions	6 of 14	8 of 18
Fourth-Down Conversions	0 of 0	0 of 1
Red-Zone Scores-Chances	6-6	4-4
Sacks By: Number-Yards	3-22	0-0

Rushing: Memphis- D. Williams 31-238, Doss 9-56, Avery 13-38, E. Williams 3-18, Team 2-(-4). Akron- Biggs 14-46, Kennedy 3-13, McDaniel 1-5, Getsy 5-(-17).

Passing: Memphis- Avery 7-13-0-170-0, Scott 0-1-0-0-0. Akron- Getsy 34-59-0-455-4.

Receiving: Memphis- Scott 3-103, E. Williams 1-42, Doucette 1-28, McCoty 1-(-2), D. Williams 1-(-2). Akron- Arthur 8-180, Hixon 7-63, Kasperek 6-70, Montgomery 6-55, Biggs 4-79, Kennedy 2-6, McDaniel 1-2.

Interceptions: Memphis- none . Akron- none.

Tackles (UA-A): Memphis- Goodwell 4-8, Collins 7-2, B. McDonald 6-3, R. Smith 4-3, Grant 2-5, Baker 1-5, Rufus 2-3, Snyder 2-2, West 0-4, W. Smith 1-2, Patterson 1-2, Washington 0-3, Spurlock 2-0, McCraney 1-1, C. McDonald 0-1. Akron- Mackey 9-2, Grant 5-5, Stokes 5-3, Reid 4-4, Rohr 3-5, Dixon 6-1, Tate 5-1, Corner 5-1, Gonzalez 3-1, Henry 1-2, White 1-2, Swiger 1-1, Cecchetti 0-2, Groza 0-2, five players with one each.

- ◆ **Memphis 38, Akron 31**
- ◆ **December 26, 2005**
- ◆ **Ford Field | Detroit, Mich.**

Memphis	0	13	7	18	-	38
Akron	3	0	7	21	-	31



DETROIT (AP) - DeAngelo Williams lived up to the hype.

Williams set an NCAA record with his 34th 100-yard rushing game and scored three touchdowns, leading Memphis to a 38-31 victory over Akron in the Motor City Bowl.

Williams ran for 233 yards on 30 carries and finished his career with 6,021 yards rushing – trailing only Ron Dayne, Ricky Williams and Tony Dorsett in Division I-A history – and an NCAA-record 7,568 all-purpose yards.

The Tigers (7-5) took a 21-point lead with 3:09 left, but needed to recover an onside kick with 55 seconds left to seal the win after Luke Getsy threw his fourth touchdown pass to cut the lead to seven points.

Akron (7-6) made a good showing in its first Division I-A bowl game after scoring 21 fourth-quarter points to beat Northern Illinois in the Mid-American Conference championship game.

Getsy was 34-for-59 for a Motor City Bowl-record 455 yards, and tied Chad Pennington's mark for passing touchdowns in the bowl's nine-year history. Jabari Arthur broke Randy Moss's bowl record with 180 yards receiving, scoring twice on eight receptions.

The Tigers led by 10 at halftime after scoring on three straight drives, then pulled away in the second half with three TDs and a field goal in four drives before nearly collapsing in the final minutes.

It was a wild finish – with 46 points scored in the final 15:46 – after Akron led 3-0 midway through the first quarter. The teams combined for 1,018 yards of offense.

Williams broke the 100-yard mark in the third quarter when he ran up the middle and bounced to the outside on an 18-yard carry.

After Getsy threw a 72-yard TD pass to Brett Biggs early in the fourth quarter to cut Akron's deficit to 23-17, Williams showed his speed and power.

DIVISION I FBS BOWL HISTORY



He burst through a small hole in the middle of the line and sprinted for a 67-yard gain to set up his 2-yard, linemen-dragging TD for his third score, tying the bowl record.

Williams, who finished seventh in voting for the Heisman, was taken out of the game midway through the fourth quarter while Memphis was driving for its 38-17 lead.

He finished four rushing yards short of the Motor City Bowl record set by Northwestern's Jason Wright against Bowling Green in 2003.

A crowd of 50,616 attended the game in Ford Field, where the Super Bowl was played in 2006.

Zips Notes

- First Division I-A bowl game appearance in school history
- The Zips became just the second team (Toledo) in the history of the Motor City Bowl to sell its allotment of 10,000 tickets. An estimated 15,000 Zips' fans were in attendance at Ford Field on Dec. 26.



Scoring Summary

	V-H	4th
1st		12:04
0:40 UA - Jason Swiger 43-yd field goal, 10-31, 3:45	0-3	UM - Gostkowski 50-yard field goal, 6-33, 1:49 23-10
2nd		11:03
7:02 UM - S. Gostkowski 32-yard field goal, 9-82, 3:42	3-3	UA - Brett Biggs 72-yard pass from Getsy (Swiger kick), 3-80, 1:01 23-17
4:08 UM - DeAng Williams 1-yd run (Gostkowski kick), 4-52, 1:14	10-3	10:41 UM - Williams 2-yard run (Avery rush), 2-69, 0:22 31-17
0:18 UM - Gostkowski 25-yard field goal, 9-63, 2:12	13-3	3:09 UM - Williams, E. 5-yard run (Gostkowski kick), 12-78, 6:38 38-17
3rd		1:46
3:02 UM - Williams 2-yard run (Gostkowski kick), 9-75, 4:47	20-3	0:55
0:46 UA - Arthur 46-yard pass from Luke Getsy (Swiger kick), 7-80, 2:16	20-10	UA - Jabari Arthur 19-yard pass from Getsy (Swiger kick), 6-51, 0:50 38-31





2015 Famous Idaho Potato Bowl

Akron's First Division I-A [FBS] Bowl Victory

Attendance 18,876
Kickoff Time 1:30 p.m.
End of Game 5:00 p.m.
Total Elapsed Time 3:30
Officials: Referee- Charles Lewis; Umpire- Chad Walker; Linesman- Greg Lefelis; Line Judge- Pete Taso; Back Judge- Matt Hollifield; Field Judge- J. Middlebrooks; Side Judge- Scott Solomon
Temperature: 37 **Wind:** 6 WNW
Weather: Cloudy

Head coaches

Akron Terry Bowden
 Utah State Matt Wells

Team Stats

	UA	USU
First Downs	17	22
Rushes- Net Yards	42-100	29-131
Net Yards Passing	182	237
Pass Comp-Attempts-Int	15-30-1	28-45-1
Total Offense (Plays-Yds)	72-282	74-368
Fumble returns-Yds-TD	1-56-0	0-0-0
Kickoff returns-Yds-TD	2-35-0	4-107-0
Interception returns-Yds-TD	1-0-0	1-4-0
Punts (Number-Avg.)	8-44.2	6-44.5
Fumbles-Lost	0-0	5-2
Penalties-Yards	5-34	8-60
Possession Time	34:07	25:53
Third-Down Conversions	5 of 16	5 of 13
Fourth-Down Conversions	0 of 1	0 of 2
Red-Zone Scores-Chances	4-4	3-4
Sacks By: Number-Yards	5-32	1-9

Rushing: Akron- Woodson 16-47, Hundley 14-28, Alexander 9-23, Grice 3-2. Utah State- Mays 12-124, Myers 9-8, Hunt 4-7, Keeton 3-(-1), Nelson 1-(-7).

Passing: Akron- Woodson 14-29-1-168-0, Goodman 1-1-0-14-1. Utah State- Keeton 14-25-1-114-1, Myers 14-20-0-123-2.

Receiving: Akron- Pratt 9-94, Lane 4-32, Coney 1-42, Woodson 1-14. Utah State- Sharp 11-89, Houston 4-41, Swindall 3-35, Roberts 3-26, Rodriguez 3-14, Hunt 3-6, Raymond 1-22, Keeton 0-5.

Interceptions: Akron- Givens 1-0. Utah State- Davis 1-4.

Tackles (UA-A): Akron- Guiser 7-2, Evans 7-1, J. Brown 5-3, Givens 6-0, Scott 4-1, Monroe 3-2, Marcus 2-2, George 3-0, Coe 3-0, Hope 1-1, Grice 1-1, Pittman 0-2, nine players with one each. Utah State- Filiaga 6-2, Moala 5-3, Fackrell 4-2, Davis 4-1, Evans 4-1, Evans 3-2, Hines 4-0, Floyd 4-0, Nielsen 3-1, Centers 3-1, Vigil 3-1, Green 3-0, Ali'ifua 1-1, Hayes 1-1, seven players with one each.

- ◆ Akron 23, Utah State 21
- ◆ December 22, 2015
- ◆ Albertsons Stadium | Boise, Idaho

Akron	7	6	7	3	-	23
Utah State	0	7	7	7	-	21



BOISE, Idaho- The Akron Zips claimed their first FBS bowl win in school history with a 23-21 defeat of Utah State at Albertsons Stadium on Tuesday afternoon before a crowd of 18,876.

Finishing on a five-game winning streak, Akron improved to 8-5 overall, the most wins in a season since moving into FBS play in 1987.

Senior PK Robert Stein was named the bowl's Most Valuable Player. He finished with 11 points on the day (three field goals and two extra points) en route to becoming Akron's career scoring leader.

Sophomore QB Thomas Woodson went 14-of-29 for 168 yards and was the Zips' leading rusher with 47 yards on 16 carries. He also had a 14-yard TD reception.

In the air, senior WR Andrew Pratt led Akron with a career-high nine receptions for 94 yards.

Defensively, sophomore S Zach Guiser had nine tackles, while senior LB Dylan Evans and Jatavis Brown had eight tackles each.

On the opening drive, the Zips' defense showed its strength as senior NT Cody Grice and junior DE Se'Von Pittman sacked QB Chuckie Keeton for a loss of eight, forcing the Aggies to punt.

Akron scored on its next possession, driving 56 yards to the endzone. The Zips used a trick play as junior WR Tyrell Goodman passed the ball 14 yards to Woodson for the score. Stein tacked on the extra point, giving Akron a 7-0 lead with 10:38 to go in the first quarter.

In the second quarter, both teams threw a pick. Woodson was first, followed by Keeton five plays later as senior CB Kris Givens recorded his second interception of the season, stopping an Aggies' scoring drive on the six.

Givens struck again on the next defensive drive. He broke up a pass in the endzone on third-and-eight. On fourth down, the Aggies lined up for a fake field goal and turned the ball over on downs after a rush for a loss of seven yards.



With 2:53 remaining in the first half, Stein nailed a 33-yard field goal to give the Zips 10-0 advantage.

Following the kickoff, Utah State took three plays to drive the field, including a career long 61-yard run by Devante Mays, to score a nine-yard touchdown from Myers to Brandon Swindall.

On their next drive, the Aggies made back-to-back first downs to the 32. Akron's Brown forced a fumble, recovered by senior Rodney Coe who ran it back 56 yards to the 12 with four seconds on the clock. Stein then converted a 29-yard field goal, giving the Zips a 13-7 lead at intermission.

On the opening drive of the third quarter, Utah State took its first lead, 14-13, following a seven-play 64-yard drive that ended with a 19-yard touchdown pass from Myers to Hunter Sharp.

Akron rebounded with an eight-play, 40-yard drive that gave the Zips a 20-14 lead following a two-yard touchdown run by senior RB Donnell Alexander.

Stein added a 46-yard field goal in the fourth quarter, giving UA a 23-14 lead, while becoming Akron's career scoring leader.



With 1:12 remaining in the game, Utah State scored its final touchdown on a two-yard pass. The Zips ran the clock down to six seconds. Utah State's final attempt of the game was incomplete, sealing the Zips' victory.

Zips Notes

- Captains: Seniors #1 LB Jatavis Brown, #4 RB Conor Hundley, and #36 NT Cody Grice
- The win was Akron's first-ever bowl victory as an FBS team and its eighth victory of the 2015 season.
- The win, the Zips' fifth consecutive win this fall, was a school record eighth win (most in a season) since moving up to FBS (since 1987).

Scoring Summary

1st	V-H
10:38 UA - Thomas Woodson 14-yd pass from Tyrell Goodman (Robert Stein kick), 3-56, 0:52	7-0

2nd




2:53 UA - Stein 33-yard field goal, 12-59, 5:34	10-0
1:32 USU - Brandon Swindall 9-yd pass from Kent Myers (Brock Warren kick), 3-71, 1:21	10-7
0:00 UA - Stein 29-yd field goal, 1-0, 0:04	13-7

3rd

12:41 USU - Hunter Sharp 19-yd pass from Myers (Warren kick), 7-64, 2:19	13-14
5:43 UA - Donnell Alexander 2-yd run (Stein kick), 8-40, 4:00	20-14

4th

8:15 UA - Stein 46-yard field goal, 14-56, 6:38	23-14
1:12 USU - Swindall 2-yd pass from Chuckie Keeton (Warren kick), 10-64, 1:30	23-21





DIVISION I FBS BOWL RECORDS

AKRON BOWL SUPERLATIVES

First Downs

Total	24 vs. Memphis (2005)
Rushing	6 vs. Utah State (2015)
Passing	18 vs. Memphis (2005)
Penalty	3 vs. Memphis (2005)

Lows

17 vs. Utah State (2015)
3 vs. Memphis (2005)
9 vs. Utah State (2015)
2 vs. Utah State (2015)

Rushing

Attempts	42 vs. Utah State (2015)
Net Yards	120 vs. Utah State (2015)
Yards per Carry	2.4 vs. Utah State (2015)
Touchdowns	1 vs. Utah State (2015)

23 vs. Memphis (2005)
71 vs. Memphis (2005)
2.0 vs. Memphis (2005)
0 vs. Memphis (2005)

Passing

Attempts	59 vs. Memphis (2005)
Completions	34 vs. Memphis (2005)
Completions Pct.	.576 vs. Memphis (2005)
Yards	455 vs. Memphis (2005)
Interceptions	0 vs. Memphis (2005)
Touchdowns	4 vs. Memphis (2005)

30 vs. Utah State (2015)
15 vs. Utah State (2015)
.500 vs. Utah State (2015)
182 vs. Utah State (2015)
1 vs. Utah State (2015)
1 vs. Utah State (2015)

Total Offense

Plays	82 vs. Memphis (2005)
Net Yards	502 vs. Memphis (2005)
Avg./Play	6.1 vs. Memphis (2005)

72 vs. Utah State (2015)
368 vs. Utah State (2015)
3.9 vs. Utah State (2015)

Punt Returns

Number	0	0
Yards	0	0

Kickoff Returns

Number	2 vs. Memphis (2005)	2 vs. Utah State (2015)
Yards	39 vs. Memphis (2005)	35 vs. Utah State (2015)

Interception Returns

Number	1 vs. Utah State (2015)	0 vs. Memphis (2005)
Yards	0 vs. Utah State (2015)	0 vs. Memphis (2005)

Punts

Number	8 vs. Utah State (2015)
Yards	354 vs. Utah State (2015)
Average	44.2 vs. Utah State (2015)

8 vs. Memphis (2005)
324 vs. Memphis (2005)
40.5 vs. Memphis (2005)

Penalties

Number	10 vs. Memphis (2005)
Yards	61 vs. Memphis (2005)

5 vs. Utah State (2015)
34 vs. Utah State (2015)

Fumbles

Number	0	0
Lost	0	0

Scoring

Points	31 vs. Memphis (2005)
PAT Attempts	4 vs. Memphis (2005)
PAT Conversions	4 vs. Memphis (2005)
Two-Point Conv. Att.	0
Two-Point Conv. Made	0
FG Attempts	3 vs. Utah State (2015)
FG Made	3 vs. Utah State (2015)
Touchdowns	4 vs. Memphis (2005)

23 vs. Utah State (2015)
2 vs. Utah State (2015)
2 vs. Utah State (2015)
0
0
1 vs. Memphis (2005)
1 vs. Memphis (2005)
2 vs. Utah State (2015)

Miscellaneous

Time of Possession	34:07 vs. Utah State (2015)
3rd Down Conv. Pct.	.444 (8-of-18) vs. Memphis (2005)
4th Down Conv. Pct.	.000 (0-of-1) vs. Utah State (2015), Memphis (2005)
Sacks By	5 (32 yds) vs. Utah State (2015)

30:12 vs. Memphis (2005)
.400 (5-of-16) vs. Utah State (2015)
0 (0 yds) vs. Memphis (2005)

Longest TD Drive (Yards)	80 yards (3 plays, and 1:01, TD) vs. Memphis (2005)
Longest Drive (Yards)	80 yards (3 plays, and 1:01, TD) vs. Memphis (2005)
Longest Drive (Plays)	14 plays (56 yds and 6:32, FG) vs. Utah State (2015)
Longest Drive (Time)	6:38 (14 plays, 56 yds, FG) vs. Utah State (2015)

OPPONENT BOWL SUPERLATIVES

First Downs

Total	22 by Utah State (2015)
Rushing	14 by Memphis (2005)
Passing	13 by Utah State (2015)
Penalty	3 by Memphis (2005)

Lows

21 by Memphis (2005)
7 by Utah State (2015)
4 by Memphis (2005)
2 by Utah State (2015)

Rushing

Attempts	58 by Memphis (2005)
Net Yards	346 by Memphis (2005)
Yards per Carry	6.0 by Memphis (2005)
Touchdowns	4 by Memphis (2005)

29 by Utah State (2015)
131 by Utah State (2015)
4.5 by Utah State (2015)
0 by Utah State (2015)

Passing

Attempts	45 by Utah State (2015)
Completions	28 by Utah State (2015)
Completions Pct.	.622 (28-of-45) by Utah State (2015)
Yards	237 by Utah State (2015)
Interceptions	1 by Utah State (2015)
Touchdowns	3 by Utah State (2015)

13 by Memphis (2005)
7 by Memphis (2005)
.500 (7-of-14) by Memphis (2005)
170 by Memphis (2005)
0 by Memphis (2005)
0 by Memphis (2005)

Total Offense

Plays	74 by Utah State (2015)
Net Yards	516 by Memphis (2005)
Avg./Play	7.2 by Memphis (2005)

72 by Memphis (2005)
368 by Utah State (2015)
5.0 by Utah State (2015)

Punt Returns

Number	5 by Memphis (2005)
Yards	39 by Memphis (2005)

3 by Utah State (2015)
31 by Utah State (2015)

Kickoff Returns

Number	4 by Utah State (2015)
Yards	107 by Utah State (2015)

3 by Memphis (2005)
97 by Memphis (2005)

Interception Returns

Number	1 by Utah State (2015)
Yards	4 by Utah State (2015)

0 by Memphis (2005)
0 by Memphis (2005)

Punts

Number	6 by Utah State (2015)
Yards	267 by Utah State (2015)
Average	45.6 by Memphis (2005)

5 by Memphis (2005)
228 by Memphis (2005)
44.5 by Utah State (2015)

Penalties

Lows	
Number	8 by Utah State (2015)
Yards	62 by Memphis (2005)

7 by Memphis (2005)
60 by Utah State (2015)

Fumbles

Number	5 by Utah State (2015)
Lost	2 by Utah State (2015)

1 by Memphis (2005)
1 by Memphis (2005)

Scoring

Points	38 by Memphis (2005)
PAT Attempts	3 by Utah State (2015)
	3 by Memphis (2005)
PAT Conversions	3 by Utah State (2015)
	3 by Memphis (2005)
Two-Point Conv. Att.	1 by Memphis (2005)
Two-Point Conv. Made	1 by Memphis (2005)
FG Attempts	3 by Memphis (2005)
FG Made	3 by Memphis (2005)
Touchdowns	4 by Memphis (2005)

21 by Utah State (2015)
-
-
-
-
0 by Utah State (2015)
0 by Utah State (2015)
0 by Utah State (2015)
0 by Utah State (2015)
3 by Utah State (2015)

Miscellaneous

Time of Possession	29:48 by Memphis (2005)
3rd Down Conv. Pct.	.428 (6-of-14) by Memphis (2005)
4th Down Conv. Pct.	.000 (0-of-2) by Utah State (2015)
Sacks By	3 (22 yds) by Memphis (2005)

25:53 by Utah State (2015)
.385 (5-of-13) by Utah State (2015)
.000 (0-of-0) by Memphis (2005)
1 (9 yds) by Utah State (2015)

Longest TD Drive (Yards)	78 yds (12 plays, 6:38, TD) by Memphis (2005)
Longest Drive (Yards)	82 yds (9 plays, 3:42, FG) by Memphis (2005)
Longest Drive (Plays)	12 plays (78 yds, 6:38, TD) by Memphis (2005)
Longest Drive (Time)	6:38 (12 plays, 78 yds, TD) by Memphis (2005)

#ZipsGameday



DIVISION I FBS BOWL RECORDS

PLAYER BOWL SUPERLATIVES

Rushing

Attempts	16, Thomas Woodson vs. Utah State (2015)
Net Yards	47, Thomas Woodson vs. Utah State (2015)
Touchdowns	1, Donnell Alexander vs. Utah State (2015)
Long Run	14, Thomas Woodson vs. Utah State (2015)

Akron

Opponent

31, DeAngelo Williams, Memphis (2005)
238, DeAngelo Williams, Memphis (2005)
3, DeAngelo Williams, Memphis (2005)
61, Devante Mays, Utah State (2015)

Passing

Attempts	59, Luke Getsy vs. Memphis (2005)
Completions	34, Luke Getsy vs. Memphis (2005)
Completions Pct.	.576, Luke Getsy vs. Memphis (2005)
Yards	455, Luke Getsy vs. Memphis (2005)
Interceptions	1, Thomas Woodson vs. Utah State (2015)
Touchdowns	4, Luke Getsy vs. Memphis (2005)
Longest Pass	72, Luke Getsy vs. Memphis (2005)

25, Chuckie Keeton, Utah State (2015)
14, Chuckie Keeton, Utah State (2015)
14, Kent Myers, Utah State (2015)
.700, Kent Myers, Utah State (2015)
170, Maurice Avery, Memphis (2005)
1, Chuckie Keeton, Utah State (2015)
2, Kent Myers, Utah State (2015)
50, Maurice Avery, Memphis (2005)

Receptions

Receptions	9, Andrew Pratt vs. Utah State (2015)
Yards	180, Jabari Arthur vs. Memphis (2005)
Touchdowns	2, Jabari Arthur vs. Memphis (2005)
Long Play	72, Brett Biggs vs. Memphis (2005)

11, Hunter Sharp, Utah State (2015)
103, Ryan Scott, Memphis (2005)
2, Brandon Swindall, Utah State (2015)
50, Ryan Scott, Memphis (2005)

Total Offense

Plays	64, Luke Getsy vs. Memphis (2005)
Net Yards	438, Luke Getsy vs. Memphis (2005)

29, Kent Myers, Utah State (2015)
208, Maurice Avery, Memphis (2005)



PLAYER BOWL SUPERLATIVES

Punt Returns

	Akron	Opponent
Number	0	5, Brandon McDonald, Memphis (2005)
Yards	0	39, Brandon McDonald, Memphis (2005)
Longest Return	0	20, Hunter Sharp, Utah State (2015)

Kickoff Returns

Number	2, Domenik Hixon vs. Memphis (2005)	3, Joseph Doss, Memphis (2005)
Yards	39, Domenik Hixon vs. Memphis (2005)	97, Joseph Doss, Memphis (2005)
Longest Return	22, Domenik Hixon vs. Memphis (2005)	35, Joseph Doss, Memphis (2005)

Interception Returns

Number	1, Kris Givens vs. Utah State (2015)	1, Jalen Davis, Utah State (2015)
Yards	0, Kris Givens vs. Utah State (2015)	4, Jalen Davis, Utah State (2015)
Longest Return	0, Kris Givens vs. Utah State (2015)	4, Jalen Davis, Utah State (2015)

Kickoffs

Number	5, Robert Stein vs. Utah State (2015)	8, Stephen Gostkowski, Memphis (2005)
Yards	293, Robert Stein vs. Utah State (2015)	511, Stephen Gostkowski, Memphis (2005)
Average	58.6, Robert Stein vs. Utah State (2015)	63.9, Stephen Gostkowski, Memphis (2005)

Punts

Opponent		
Number	8, Billy Sullivan vs. Memphis (2005) 8, Zach Paul vs. Utah State (2015)	6, Aaron Dalton, Utah State (2015)
Yards	354, Zach Paul vs. Utah State (2015)	267, Aaron Dalton, Utah State (2015)
Average	44.2, Zach Paul vs. Utah State (2015)	47.8, Michael Gibson, Memphis (2005)
Longest Punt	57, Zach Paul vs. Utah State (2015)	69, Aaron Dalton, Utah State (2015)

Scoring

Points	12, Jabari Arthur vs. Memphis (2005)	18, DeAngelo Williams, Memphis (2005)
Points by Kicking	9, Robert Stein vs. Utah State (2015)	9, Stephen Gostkowski, Memphis (2005)
Touchdowns	2, Jabari Arthur vs. Memphis (2015)	3, DeAngelo Williams, Memphis (2005)
PAT Attempts	4, Jason Swiger vs. Memphis (2005)	3, Stephen Gostkowski, Memphis (2005)
		3, Brock Warren, Utah State (2015)
PAT Conversions	4, Jason Swiger vs. Memphis (2005)	3, Stephen Gostkowski, Memphis (2005)
		3, Brock Warren, Utah State (2015)
Two-Point Conv. Att.	0	1, Maurice Avery, Memphis (2005)
Two-Point Conv. Made	0	1, Maurice Avery, Memphis (2005)
FG Attempts	3, Robert Stein vs. Utah State (2015)	3, Stephen Gostkowski, Memphis (2005)
FG Made	3, Robert Stein vs. Utah State (2015)	3, Stephen Gostkowski, Memphis (2005)
Longest FG Made	46, Robert Stein vs. Utah State (2015)	50, Stephen Gostkowski, Memphis (2005)



PLAYER BOWL SUPERLATIVES

Defense

	Akron	Opponent
Tackles	11, John Mackey vs. Memphis (2005)	12, Tim Goodwell, Memphis (2005)
Solo Tackles	9, John Mackey vs. Memphis (2005)	7, O.C. Collins, Memphis (2005)
Assisted Tackles	5, Kevin Grant vs. Memphis (2005) 5, Jay Rohr vs. Memphis (2005)	8, Tim Goodwell, Memphis (2005)
Tackles for Loss	3, John Mackey vs. Memphis (2005)	3.5, Tim Goodwell, Memphis (2005)
Sacks	1.5, Jatavis Brown vs. Utah State (2015) 1.5, Cody Grice vs. Utah State (2015)	1.5, Tim Goodwell, Memphis (2005)
Passes Broken Up	1, Davanzo Tate vs. Memphis (2005) 1, Reggie Corner vs. Memphis (2005) 1, Brian White vs. Memphis (2005) 1, Kris Givens vs. Utah State (2015) 1, DeAndre Scott vs. Utah State (2015) 1, Jamal Marcus vs. Utah State (2015) 1, Bryce Cheek vs. Utah State (2015)	2, Brandon McDonald, Memphis (2005)
Fumbles Caused	1, Jermaine Reid vs. Memphis (2005)	-
Fumbles Recovered	1, John Mackey vs. Memphis (2005) 1, Rodney Coe vs. Utah State (2015) 1, John Senter vs. Utah State (2015)	
Interceptions	1, Kris Givens vs. Utah State (2015)	
Interception Yards	0, Kris Givens vs. Utah State (2015)	
Blocked Kicks	-	-
Quarterback Hurries	-	-



2017 OPPONENTS





2017 OPPONENTS

#1 NITTANY LIONS **PENN STATE**

- ◆ Saturday, Sept. 2
- ◆ Noon • ABC
- ◆ Beaver Stadium



QUICK FACTS

Location: University Park, Pa.
 Enrollment: 41,359
 Colors: Blue & White
 President: Dr. Eric Barron
 Athletics Director: Sandy Barbour
 Conference Big Ten
 Stadium: Beaver Stadium (106,572)
 Surface: Natural grass
 2016 Record: 11-3 overall, 7-1 (T1st East)
 2016 Postseason: Rose Bowl
 USC 52, Penn State 49
 2016 Final Ranking (AP/USA Today) 7/7

Head Coach: James Franklin (East Stroudsburg '95)
 Career Record: 49-30 (6 yrs.)
 School Record: 25-15 (3 yrs.)

Offensive System: Multiple
 Defensive System: Multiple
 Starters Returning/Lost: 19/7
 Letterwinners Returning/Lost: 45/17

Series: Penn State leads, 5-0
 Streak: W5, Penn State
 First Played: . Sept. 4, 1999 (#2PSU 70, Akron 24)
 Last Played: Sept. 6, 2014 (PSU 21, Akron 3)

Football Contact: Kris Petersen
 Office: (814) 865-2497
 Cell: (814) 883-4581
 E-Mail: kap18@psu.edu
 Website: GoPSUsports.com

2017 SCHEDULE

Sept. 2 **AKRON**
 Sept. 9 PITTSBURGH
 Sept. 16 GEORGIA STATE
 Sept. 23 *at Iowa
 Sept. 30 *INDIANA
 Oct. 7 *at Northwestern
 Oct. 21 *MICHIGAN
 Oct. 28 *at Ohio State
 Nov. 4 *at Michigan State
 Nov. 11 *RUTGERS
 Nov. 18 *NEBRASKA
 Nov. 25 *at Maryland

#2 GOLDEN LIONS **ARK PINE BLUFF**

- ◆ Saturday, Sept. 9
- ◆ 6:30 p.m. • ESPN3
- ◆ InfoCision Stadium - Summa Field



QUICK FACTS

Location: Pine Bluff, Ark.
 Enrollment: 3,800
 Colors: Black & Gold
 Chancellor: Dr. Laurence B. Alexander
 Athletics Director: Lonza Hardy, Jr.
 Conference Southwestern Athletic
 Stadium: Golden Lion Stadium (16,000)
 Surface: Natural grass
 2016 Record: 1-10 overall, 1-8
 2016 Postseason:
 2016 Final Ranking (AP/USA Today) -/-

Head Coach: ... Monte Coleman (Central Ark. '79)
 Career Record: 19-62 (9 yrs.)
 School Record: same

Offensive System: Multiple
 Defensive System: 4-3
 Starters Returning/Lost: 15/7
 Letterwinners Returning/Lost: 68/18

Series: First Meeting
 Streak: First Meeting
 First Played: Sept. 9, 2017
 Last Played:

Football Contact: TBA
 Office: (870) 575-7949
 Cell: TBA
 E-Mail: TBA
 Website: UAPBLionsRoar.com

2017 SCHEDULE

Sept. 2 MOREHOUSE
 Sept. 9 **at AKRON**
 Sept. 16 at Arkansas State
 Sept. 23 *at Jackson State
 Sept. 30 *at Alabama A&M
 Oct. 7 *MISSISSIPPI VALLEY
 Oct. 14 CENTRAL STATE
 Oct. 28 *at Southern
 Nov. 4 *GRAMBLING STATE
 Nov. 11 *at Prairie View A&M
 Nov. 18 *at Texas Southern

* conference games

#3 CYCLONES **IOWA STATE**

- ◆ Saturday, Sept. 16
- ◆ Noon • CBS-SN
- ◆ InfoCision Stadium - Summa Field



QUICK FACTS

Location: Ames, Iowa
 Enrollment: 36,660
 Colors: Cardinal & Gold
 Interim President: Dr. Ben Allen
 Athletics Director: Jamie Pollard
 Conference Big 12
 Stadium: Jack Trice Stadium (61,500)
 Surface: Natural grass
 2016 Record: 3-9 overall, 2-7
 2016 Postseason:
 2016 Final Ranking (AP/USA Today) -/-

Head Coach: Matt Campbell (Mt. Union '02)
 Career Record: 38-24 (5 yrs.)
 School Record: 3-9 (1 yr.)

Offensive System: Multiple
 Defensive System: Base 4-3-4
 Starters Returning/Lost: 20/14
 Letterwinners Returning/Lost: 43/22

Series: First Meeting
 Streak: First Meeting
 First Played: Sept. 16, 2017
 Last Played:

Football Contact: Mike Green
 Office: (515) 294-7019
 Cell: (515) 460-5804
 E-Mail: mgreen@iastate.edu
 Website: Cyclones.com

2017 SCHEDULE

Sept. 2 NORTHERN IOWA
 Sept. 9 IOWA
 Sept. 16 **at AKRON**
 Sept. 28 *TEXAS
 Oct. 7 *at Oklahoma
 Oct. 14 *KANSAS
 Oct. 21 *at Texas Tech
 Oct. 28 *TCU
 Nov. 4 *at West Virginia
 Nov. 11 *OKLAHOMA STATE
 Nov. 18 *at Baylor
 Nov. 25 *at Kansas State

4 **TROJANS TROY**

◆ **Saturday, Sept. 23**

◆ **TBA**

◆ **Veterans Memorial Stadium**



QUICK FACTS

Location: Troy, Ala.
 Enrollment: 20,000
 Colors: Cardinal, Silver & Black
 Chancellor: Dr. Jack Hawkins, Jr.
 Athletics Director: Jeremy McClain
 Conference Sun Belt
 Stadium:.. Veterans Memorial Stadium (30,000)
 Surface: ProGrass
 2016 Record:..... 10-3 overall, 6-2 (T3rd)
 2016 Postseason: Dollar General Bowl
 Troy 28, Ohio 23
 2016 Final Ranking (AP/USA Today)..... -/RV

Head Coach: Neal Brown (UMass '02)
 Career Record: 14-11 (2 yrs.)
 School Record:..... same

Offensive System:..... Spread
 Defensive System:..... 4-2-5
 Starters Returning/Lost:..... 17/11
 Letterwinners Returning/Lost: 54/20

Series:..... First Meeting
 Streak: First Meeting
 First Played:..... Sept. 23, 2017
 Last Played:

Football Contact: Adam Prendergast
 Office: (334) 670-3832
 Cell: (334) 372-555
 E-Mail: adam.p@troy.edu
 Website: TroyTrojans.com

2017 SCHEDULE

Sept. 2 at Boise State
 Sept. 9 ALABAMA STATE
 Sept. 16 *at New Mexico State
Sept. 23 AKRON
 Sept. 30 at LSU
 Oct. 11 *SOUTH ALABAMA
 Oct. 21 *at Georgia State
 Oct. 28 *GEORGIA SOUTHERN
 Nov. 2..... *IDAHO
 Nov. 11 *at Coastal Carolina
 Nov. 24 *TEXAS STATE
 Dec. 2..... *at Arkansas State

* conference games


#ZipsGameday

5 **FALCONS BOWLING GREEN**

◆ **Saturday, Sept. 30**

◆ **TBA**

◆ **Doyt Perry Stadium**



QUICK FACTS

Location: Bowling Green, Ohio
 Enrollment: 19,000
 Colors: Orange & Brown
 President: Dr. Mary Ellen Mazey
 Athletics Director: Bob Moosbrugger
 Conference Mid-American (East)
 Stadium:..... Perry Stadium (24,000)
 Surface: Sport Turf
 2016 Record:..... 4-8 overall, 3-5 (T3rd East)
 2016 Postseason: ... 2016 Final Ranking (AP/USA Today)..... - / -

Head Coach: Mike Jinks (Angelo State '94)
 Career Record: 4-8 (1 yr.)
 School Record:..... same

Offensive System:..... Multiple
 Defensive System:..... Multiple
 Starters Returning/Lost:..... 12/10
 Letterwinners Returning/Lost: 43/15

Series:..... Bowling Green leads, 16-7
 Streak: W8, Bowling Green
 First Played: Oct. 3, 1941 (Akron 8, BGSU 0)
 Last Played: ... Nov. 9, 2016 (BGSU 38, Akron 28)

Football Contact: Jason Knavel
 Office: (419) 372-7075
 Cell: (814) 464-5009
 E-Mail: jknavel@bgsu.edu
 Website: BGSUFalcons.com

2017 SCHEDULE

Sept. 2 at Michigan State
 Sept. 9 SOUTH DAKOTA
 Sept. 16 at Northwestern
 Sept. 23 at Middle Tennessee
Sept. 30 AKRON
 Oct. 7 *at Miami (Ohio)
 Oct. 14 *OHIO
 Oct. 21 *NORTHERN ILLINOIS
 Oct. 31 *at Kent State
 Nov. 7..... *at Buffalo
 Nov. 15 *TOLEDO
 Nov. 21 *at Eastern Michigan

6 **CARDINALS BALL STATE**

◆ **Saturday, Oct. 7**

◆ **3:30 p.m. • TV TBA**

◆ **InfoCision Stadium - Summa Field**



QUICK FACTS

Location: Muncie, Ind.
 Enrollment: 21,196
 Colors: Cardinal (200) & White
 President: Geoffrey Mearns
 Athletics Director: Mark Sandy
 Conference Mid-American (West)
 Stadium:..... Scheumann Stadium (22,500)
 Surface: Field Turf
 2016 Record:..... 4-8 overall, 1-7 (6th West)
 2016 Postseason:
 2016 Final Ranking (AP/USA Today)..... -/ -

Head Coach: Mike Neu (Ball State '94)
 Career Record: 4-8 (1 yr.)
 School Record:..... same

Offensive System:..... Up-tempo pro style
 Defensive System:..... 4-3
 Starters Returning/Lost:..... 11/4
 Letterwinners Returning/Lost: 34/24

Series:..... Tied, 11-11-1
 Streak: W1, Akron
 First Played: Nov. 7, 1964 (Akron 25, BSU 15)
 Last Played: ... Oct. 22, 2016 (Akron 35, BSU 25)

Football Contact: Michael Clark
 Office: (765) 285-8904
 Cell: (765) 760-6050
 E-Mail: maclark4@bsu.edu
 Website: BallStateSports.com

2017 SCHEDULE

Sept. 2 at Illinois
 Sept. 9 UAB
 Sept. 16 TENNESSEE TECH
 Sept. 23 at Western Kentucky
 Sept. 30 *at Western Michigan
Oct. 7 *at AKRON
 Oct. 21 *CENTRAL MICHIGAN
 Oct. 26 *TOLEDO
 Nov. 2..... *at Eastern Michigan
 Nov. 9..... *at Northern Illinois
 Nov. 16 *BUFFALO
 Nov. 21 *MIAMI (Ohio)

BRONCOS
7 WESTERN MICH

- ◆ **Saturday, Oct. 14**
- ◆ **3:30 p.m. • TV TBA**
- ◆ **Waldo Stadium**

QUICK FACTS

Location: Kalamazoo, Mich.
 Enrollment: 25,086
 Colors: Brown & Gold
 President: Dr. Edward Montgomery
 Athletics Director: Kathy Beauregard
 Conference Mid-American (West)
 Stadium: Waldo Stadium (30,200)
 Surface: Field Turf
 2016 Record: 13-1 overall, 8-0 (1st West)
 2016 Postseason: Cotton Bowl
 Wisconsin 24, Western Mich. 16
 2016 Final Ranking (AP/USA Today)..... 15/18

Head Coach: Tim Lester (Western Mich. '00)
 Career Record: First Season
 School Record: First Season

Offensive System: Multiple
 Defensive System: 4-3
 Starters Returning/Lost: 15/10
 Letterwinners Returning/Lost: 24/20

Series: WMU leads, 14-4
 Streak: W5, Western Michigan
 First Played: 1938 (Akron 6, WMU 0)
 Last Played: Oct. 15, 2016 (WMU 41, Akron 0)

Football Contact: Rob Beuerlein
 Office: (269) 387-4138
 Cell: (832) 279-0327
 E-Mail: robert.beuerlein@wmich.edu
 Website: wmubroncos.com

2017 SCHEDULE

Sept. 2 at USC
 Sept. 9 at Michigan State
 Sept. 16 IDAHO
 Sept. 23 WAGNER
 Sept. 30 *BALL STATE
 Oct. 7 *at Buffalo
Oct. 14 *AKRON
 Oct. 21 *at Eastern Michigan
 Nov. 1 *CENTRAL MICHIGAN
 Nov. 8 *KENT STATE
 Nov. 15 *at Northern Illinois
 Nov. 24 *at Toledo

ROCKETS
8 TOLEDO

- ◆ **Saturday, Oct. 21**
- ◆ **TBA**
- ◆ **Glass Bowl**

QUICK FACTS

Location: Toledo, Ohio
 Enrollment: 18,849
 Colors: Midnight Blue & Gold
 President: Dr. Sharon Gaber
 Athletics Director: Mike O'Brien
 Conference Mid-American (West)
 Stadium: Glass Bowl (26,038)
 Surface: Field Turf
 2016 Record: 9-4 overall, 6-2 (2nd West)
 2016 Postseason: .. Raycom Media Camelia Bowl
 Appalachian State 31, Toledo 28
 2016 Final Ranking (AP/USA Today)..... -/-

Head Coach: Jason Candle (Mount Union '03)
 Career Record: 10-4 (1 yr.)
 School Record: same

Offensive System: Spread
 Defensive System: Multiple
 Starters Returning/Lost: 15/11
 Letterwinners Returning/Lost: 44/22

Series: Toledo leads, 10-9
 Streak: W1, Toledo
 First Played: 1923 (Akron 10, Toledo 3)
 Last Played: .. Nov. 2, 2016 (Toledo 48, Akron 17)

Football Contact: Paul Helgren
 Office: (419) 530-4918
 Cell: (419) 262-3861
 E-Mail: paul.helgren@utoledo.edu
 Website: UTRockets.com

2017 SCHEDULE

Aug. 31 ELON
 Sept. 9 at Nevada
 Sept. 16 TULSA
 Sept. 23 at Miami (Fl.)
 Oct. 7 *EASTERN MICHIGAN
 Oct. 14 *at Central Michigan
Oct. 21 *AKRON
 Oct. 26 *at Ball State
 Nov. 2 *NORTHERN ILLINOIS
 Nov. 8 *at Ohio
 Nov. 15 *at Bowling Green
 Nov. 24 *WESTERN MICHIGAN

* conference games

BULLS
9 BUFFALO

- ◆ **Saturday, Oct. 28**
- ◆ **11:30 a.m. • CBS-SN**
- ◆ **InfoCision Stadium - Summa Field**

QUICK FACTS

Location: Buffalo, N.Y.
 Enrollment: 29,850
 Colors: Royal Blue & White
 President: Satish K. Tripathi
 Athletics Director: Allen Greene
 Conference Mid-American (East)
 Stadium: UB Stadium (29,013)
 Surface: A-Turf Titan
 2016 Record: 2-10 overall, 1-7 (6th East)
 2016 Postseason: -
 2016 Final Ranking (AP/USA Today)..... - / -

Head Coach: Lance Leipold (UW-Whitewater '87)
 Career Record: 116-23 (10 yrs.)
 School Record: 6-17 (2 yrs.)

Offensive System: Multiple
 Defensive System: 4-3
 Starters Returning/Lost: 16/8
 Letterwinners Returning/Lost: 46/23

Series: Akron leads, 10-6
 Streak: W1, Buffalo
 First Played: Sept. 11, 1999 (Akron 17, UB 10)
 Last Played: Oct. 27, 2016 (UB 41, Akron 20)

Football Contact: Jon Fuller
 Office: (716) 645-6762
 Cell: (716) 359-2728
 E-Mail: jfuller3@buffalo.edu
 Website: UBBulls.com

2017 SCHEDULE

Aug. 31 at Minnesota
 Sept. 9 at Army
 Sept. 16 COLGATE
 Sept. 23 FLORIDA ATLANTIC
 Sept. 30 *at Kent State
 Oct. 7 *WESTERN MICHIGAN
 Oct. 14 *NORTHERN ILLINOIS
 Oct. 21 *at Miami (Ohio)
Oct. 28 *at AKRON
 Nov. 2 *BOWLING GREEN
 Nov. 16 *at Ball State
 Nov. 24 *OHIO

2017 OPPONENTS

REDHAWKS #10 **MIAMI (OH)**

- ◆ Tuesday, Nov. 7
- ◆ 7:30 p.m. • ESPN2/U
- ◆ Yager Stadium

QUICK FACTS

Location: Oxford, Ohio
 Enrollment: 17,557
 Colors: Red & White
 President: Gregory Crawford
 Athletics Director: David Saylor
 Conference Mid-American (East)
 Stadium: Yager Stadium (24,286)
 Surface: Field Turf
 2016 Record: 6-7 overall, 6-2 (T1st East)
 2016 Postseason: St. Petersburg Bowl
 Mississippi State 17, Miami 16
 2016 Final Ranking (AP/USA Today) - / -

Head Coach: Chuck Martin (Millikin '90)
 Career Record: 85-33 (9 yrs.)
 School Record: 11-26 (3 yrs.)

Offensive System: Multiple
 Defensive System: 4-3
 Starters Returning/Lost: 17/5
 Letterwinners Returning/Lost: 54/11

Series: Miami leads, 16-9-1
 Streak: W4, Akron
 First Played: 1915 (Miami 23, Akron 6)
 Last Played: ... Oct. 8, 2016 (Akron 35, Miami 13)

Football Contact: Dave Meyer
 Office: (513) 529-4329
 Cell: (419) 265-0284
 E-Mail: meyerd@miamioh.edu
 Website: MiamiRedHawks.com

2017 SCHEDULE

Sept. 2 at Marshall
 Sept. 9 AUSTIN PEAY
 Sept. 16 CINCINNATI
 Sept. 23 *at Central Michigan
 Sept. 30 at Notre Dame
 Oct. 7 *BOWLING GREEN
 Oct. 14 *at Kent State
 Oct. 21 *BUFFALO
 Oct. 31 *at Ohio
Nov. 7 ***AKRON**
 Nov. 15 *EASTERN MICHIGAN
 Nov. 21 *at Ball State

* conference games

#ZipsGameday

BOBCATS #11 **OHIO**

- ◆ Tuesday, Nov. 14
- ◆ TBA • ESPN2/U
- ◆ InfoCision Stadium - Summa Field

QUICK FACTS

Location: Athens, Ohio
 Enrollment: 38,857
 Colors: Hunter Green & White
 President: Dr. Roderick J. McDavis
 Athletics Director: Jim Schaus
 Conference Mid-American (East)
 Stadium: Peden Stadium (24,000)
 Surface: Field Turf
 2016 Record: 8-6 overall, 6-2 (T1st East)
 2016 Postseason: Dollar General Bowl
 Troy 28, Ohio 23
 2016 Final Ranking (AP/USA Today) - / -

Head Coach: Frank Solich (Nebraska '66)
 Career Record: 146-86 (18 yrs.)
 School Record: 88-67 (11 yrs.)

Offensive System: Multiple
 Defensive System: 4-3
 Starters Returning/Lost: 17/12
 Letterwinners Returning/Lost: 39/18

Series: Ohio leads, 20-12-1
 Streak: W9, Ohio
 First Played: 1912 (Akron 27, Ohio 0)
 Last Played: Nov. 22, 2016 (Ohio 9, Akron 3)

Football Contact: Anthony Reynolds
 Office: (740) 593-1298
 Cell: (870) 530-4499
 E-Mail: reynola1@ohio.edu
 Website: OhioBobcats.com

2017 SCHEDULE

Sept. 2 HAMPTON
 Sept. 8 at Purdue
 Sept. 16 KANSAS
 Sept. 23 *at Eastern Michigan
 Sept. 30 at Massachusetts
 Oct. 7 *CENTRAL MICHIGAN
 Oct. 14 *at Bowling Green
 Oct. 21 *KENT STATE
 Oct. 31 *MIAMI (Ohio)
 Nov. 8 *TOLEDO
Nov. 14 ***at AKRON**
 Nov. 24 *at Buffalo

GOLDEN FLASHES #12 **KENT STATE**

- ◆ Tuesday, Nov. 21
- ◆ 7 p.m. • ESPN/3
- ◆ InfoCision Stadium - Summa Field

QUICK FACTS

Location: Kent, Ohio
 Enrollment: 42,000
 Colors: Navy Blue & Gold
 President: Dr. Beverly Warren
 Athletics Director: Joel Nielsen
 Conference Mid-American (East)
 Stadium: Dix Stadium (25,319)
 Surface: Field Turf
 2016 Record: 3-9 overall, 2-6 (5th East)
 2016 Postseason:
 2016 Final Ranking (AP/USA Today) - / -

Head Coach: Paul Haynes (Kent State '93)
 Career Record: 12-35 (4 yrs.)
 School Record: same

Offensive System: Multiple
 Defensive System: 4-2
 Starters Returning/Lost: 18/11
 Letterwinners Returning/Lost: 53/20

Series: Akron leads, 33-24-2
 Streak: W2, Akron
 First Played: 1923 (Akron 32, Kent State 0)
 Last Played: Oct. 1, 2016 (Akron 31, KSU 27)

Football Contact: Aaron Chimenti
 Office: (330) 672-8468
 Cell: (330) 807-5789
 E-Mail: achiment@kent.edu
 Website: KentStateSports.com

2017 SCHEDULE

Sept. 2 at Clemson
 Sept. 9 HOWARD
 Sept. 16 at Marshall
 Sept. 23 at Louisville
 Sept. 30 *BUFFALO
 Oct. 7 *at Northern Illinois
 Oct. 14 *MIAMI (Ohio)
 Oct. 21 *at Ohio
 Oct. 31 *BOWLING GREEN
 Nov. 8 *at Western Michigan
 Nov. 14 *CENTRAL MICHIGAN
Nov. 21 ***at AKRON**



ALL-TIME SERIES VS. 2017 OPPONENTS

ALL-TIME SERIES RECORDS Future Opponents

2018

at Nebraska

Sept. 1

- First Meeting -

at Iowa State

Sept. 22

- See 2017 Opponents -

2019

at Illinois

Aug. 31

Akron Trails:	0-1
At UA:	0-0
At Illinois:	0-1
1996	A 7 38 L

vs. UAB

Sept. 7

- First Meeting -

vs. Troy

TBA

- See 2017 Opponents -

2020

at UAB

Sept. 12

- See 2019 Opponents -

at Clemson

Sept. 19

- First Meeting -

2020

at Appalachian State

Sept. 24

Akron Trails:	0-1
At UA:	0-1
At Illinois:	0-0
2016	H 38 45 L

at Penn State

Sept. 2

Akron Trails:	0-5
At UA:	0-0
At VMI:	0-5
1999	A 24 70 L
2004	A 10 48 L
2006	A 16 34 L
2009	A 7 31 L
2014	A 3 21 L

vs. Arkansas Pine Bluff

Sept. 9

First Meeting

vs. Iowa State

Sept. 16

First Meeting

at Troy

Sept. 23

First Meeting

at Bowling Green

Sept. 30

Akron Trails:	7-16
At UA:	4-8
At Bowling Green:	3-8
1941	H 8 0 W
1985	A 22 27 L
1989	A 38 24 W
1992	H 3 24 L
1993	A 7 49 L
1994	H 0 45 L
1995	A 12 50 L
1996	H 21 14 W
1997	H 28 31 L
1998	A 21 58 L
1999	H 55 25 W
2000	A 27 21 W
2001	H 11 16 L
2005	A 24 14 W
2006	H 35 28 W
2007	A 20 44 L
2008	H 33 37 L
2009	A 20 36 L
2012	H 10 24 L
2013	A 14 31 L
2014	H 10 27 L
2015	A 10 59 L
2016	H 28 38 L

vs. Ball State

Oct. 7

Series Tied:	11-11-1
At UA:	4-6
At Ball State:	7-5-1
1964	A 25 15 W
1965	H 14 16 L
1969	H 49 9 W
1970	A 31 0 W
1971	H 10 7 W
1972	A 21 21 T
1973	H 14 16 L
1974	A 26 21 W
1975	H 14 17 L
1976	A 3 0 W
1992	A 22 14 W
1993	H 9 31 L
1994	A 28 38 L
1997	A 14 31 L
1998	H 52 14 W
1999	A 31 9 W
2004	H 35 23 W
2005	A 17 23 L
2008	H 24 41 L
2010	A 30 37 30T L
2013	H 24 42 L
2014	A 21 35 L
2016	A 35 25 W

at Western Michigan

Oct. 14

Akron Trails:	4-14
At UA:	2-5
At Western Michigan:	2-9
1938	H 6 0 W
1938	A 0 7 L
1975	A 27 21 W
1987	A 19 24 L
1990	H 20 24 L
1991	A 12 35 L
1992	A 20 24 L
1993	A 3 20 L
1994	A 6 19 L
1995	A 3 7 L
1996	H 27 7 W
1999	H 10 24 L
2001	A 14 31 L
2006	H 0 17 L
2011	A 19 68 L
2016	H 0 41 L

at Toledo

Oct. 21

Akron Trails:	9-10
At UA:	7-5
At Toledo:	2-5
1923	H 10 3 W
1924	H 14 7 W
1929	A 26 0 W
1930	H 41 0 W
1937	A 21 7 W
1938	H 13 7 W
1946	H 13 33 L
1947	A 7 38 L
1992	H 23 20 W
1994	H 25 48 L
1995	A 7 41 L
1996	H 10 27 L
1997	A 10 42 L
1998	H 17 24 L
2006	A 20 35 L
2008	H 47 30 W
2012	A 23 35 L
2013	H 31 29 W
2016	H 17 48 L

vs. Buffalo

Oct. 28

Akron Leads:	10-6
At UA:	6-1
At Buffalo:	4-5
1999	A 17 10 W
2000	H 49 14 W
2001	A 41 14 W
2002	H 21 10 W
2003	A 38 21 W
2004	H 44 21 W
2005	A 13 7 W
2006	H 31 16 W
2007	A 10 26 L
2008	H 40 43 40T L
2009	A 17 21 L
2010	H 22 14 W
2011	A 10 51 L
2014	A 24 55 L
2015	H 42 21 W
2016	A 20 41 L

at Miami (Ohio)

Nov. 7

Akron Trails:	9-16-1
At UA:	6-6
At Miami:	3-10-1
1916	H 6 23 L
1922	A 12 20 L
1923	A 13 13 T
1939	A 14 0 W
1993	H 31 13 W
1994	A 14 50 L
1995	A 0 65 L
1996	H 10 7 W
1997	A 20 49 L
1998	H 14 20 L
1999	A 23 32 L
2000	H 37 20 W
2001	A 27 30 L
2002	H 31 48 L
2003	A 20 45 L
2004	H 27 31 L
2005	A 23 51 L
2006	H 24 13 W
2007	A 0 7 L
2010	H 14 19 L
2011	A 3 35 L
2012	H 49 56 L
2013	A 24 17 W
2014	H 29 19 W
2015	A 37 28 W
2016	H 35 13 W

vs. Ohio

Oct. 14

Akron Trails:	12-20-1
At UA:	9-6-1
At Ohio:	3-14
1912	H 27 0 W
1919	H 10 6 W
1920	A 0 39 L
1926	H 3 0 W
1941	H 0 0 T
1942	A 0 39 L
1950	H 6 28 L
1951	A 7 40 L
1992	A 13 0 W
1993	A 13 21 L
1994	H 24 10 W
1995	H 23 29 L
1996	A 14 44 L
1997	H 17 21 L
1998	A 14 28 L
1999	H 41 28 W
2000	A 23 20 W
2001	H 31 29 W
2002	A 10 27 L
2003	H 35 28 W
2004	A 31 19 W

2005	H 27 3 W
2006	A 7 17 L
2007	H 48 37 W
2008	A 42 49 L
2009	H 7 19 L
2010	A 10 38 L
2011	H 20 37 L
2012	A 28 34 L
2013	H 3 43 L
2014	A 20 23 L
2015	H 12 14 L
2016	A 3 9 L

vs. Kent State

Nov. 21

Akron Leads:	32-24-2
At UA:	24-9-2
At Kent State:	8-15
Wagon Wheel:	21-23-1
1923	H 32 0 W
1928	H 8 6 W
1929	H 25 0 W
1930	H 12 6 W
1931	H 12 6 W
1932	H 0 0 T
1933	A 19 6 W
1934	H 26 0 W
1935	H 3 0 W
1936	H 6 0 W
1940	H 23 7 W
1941	H 41 13 W
1942	H 6 23 L

- Wagon Wheel Era -

1946	H 6 13 L
1947	A 0 6 L
1948	H 0 31 L
1949	A 0 47 L
1950	H 7 19 L
1951	A 7 48 L
1952	H 14 34 L
1953	A 19 54 L
1954	H 18 58 L
1972	H 13 13 T
1974	A 14 51 L
1979	H 15 13 W
1981	A 6 17 L
1983	H 13 6 W
1984	A 17 24 L
1985	H 24 0 W
1986	A 17 7 W
1987	H 23 27 L
1988	A 12 32 L
1989	H 40 7 W
1990	A 38 10 W
1992	A 16 20 L
1993	H 42 7 W
1994	A 16 32 L
1995	H 14 6 W
1996	A 17 32 L
1997	H 45 35 W
1998	A 45 16 W
1999	H 37 34 W
2000	A 34 6 W
2001	H 14 10 W
2002	A 48 10 W
2003	H 38 41 L
2004	A 24 19 W
2005	H 35 3 W
2006	A 15 37 L
2007	H 27 20 W
2008	A 30 27 W 20T
2009	H 28 20 W
2010	A 17 28 L
2011	H 3 35 L
2012	A 24 35 L
2013	H 16 7 W
2014	A 24 27 L
2015	H 20 0 W
2016	A 31 27 W



ALL-TIME SERIES RECORDS



OPPONENT	W	L	T	FIRST GAME	LAST GAME
Akron A.C.	1	0	0	1892	1892
Akron YMCA	1	0	0	1899	1899
Allegheny	3	5	2	1902	1917
Appalachian State	0	1	0	2016	2016
Arkansas Pine Bluff	First Meeting				
Arkansas State	0	1	0	1988	1988
Army	2	3	0	1991	2008
Ashland	3	1	0	1924	1931
Auburn	0	1	0	1988	1988
Austin Peay	5	2	0	1980	1986
Baldwin-Wallace	19	22	3	1895	1968
Ball State	11	11	1	1964	2016
Bethany	3	0	0	1902	1909
Boise State	0	1	0	1979	1979
Bowling Green	7	16	0	1941	2016
Bradley	2	0	0	1967	1968
Buffalo	10	6	0	1999	2016
Butler	8	0	0	1965	1973
Cal State Fullerton	2	0	0	1988	1990
Cal Poly	1	0	0	2003	2003
Camp Sherman	1	0	0	1917	1917
Capital	3	2	1	1956	1965
Carnegie Tech	0	3	0	1938	1951
Case Tech	9	12	4	1891	1951
Central Florida	5	4	0	1984	2013
Central Michigan	9	16	1	1969	2015
Central State	2	0	0	1974	1975
Cincinnati	2	4	0	1984	2011
Colgate	0	1	0	1940	1940
Connecticut	0	3	0	2000	2007
Culver Military	0	1	0	1914	1914
Davis & Elkins	1	0	0	1937	1937
Dayton	3	2	0	1969	1977
Defiance	2	0	0	1920	1926
Delaware	0	3	0	1973	1975
Delaware State	0	1	0	1987	1987
Denison	5	5	0	1892	1961
Detroit Tech	1	0	1	1936	1940
East Carolina	0	1	0	1991	1991
Eastern Illinois	3	3	0	1978	1989

OPPONENT	W	L	T	FIRST GAME	LAST GAME
Eastern Kentucky	3	8	0	1942	1986
Eastern Michigan	19	12	0	1949	2015
Findlay	6	1	0	1908	1953
Florida	0	1	0	1990	1990
Fla. International	0	2	0	2011	2012
Fordham	0	1	0	1925	1925
Gardner-Webb	0	1	0	2010	2010
Geneva	1	2	0	1937	1950
Grove City	1	0	0	1957	1957
Gustavus Adolphus	1	0	0	1973	1973
Heidelberg	15	16	1	1902	1966
Hillsdale	0	1	0	1924	1924
Hiram	16	6	0	1892	1958
Howard	2	0	0	2003	2014
Illinois	0	1	0	1996	1996
Illinois State	3	2	0	1968	1991
Illinois Wesleyan	3	1	0	1937	1940
Indiana	0	3	0	2007	2010
Indiana (Pa.)	2	0	0	1970	1971
Indiana State	6	5	0	1968	1980
Iowa	0	1	0	2002	2002
Iowa State	First Meeting				
James Madison	1	0	0	2013	2013
John Carroll	7	3	1	1934	1947
Kansas State	0	1	0	1995	1995
Kent State	33	24	2	1923	2016
Kentucky	0	1	0	2010	2010
Kenyon	4	4	0	1891	1925
Kirkwood A.C.	1	0	0	1900	1900
Lawrence Tech	1	0	0	1946	1946
Liberty	1	0	0	2002	2002
Long Beach State	1	0	0	1988	1988
Louisiana	1	1	0	2013	2015
Louisiana State	0	1	0	1997	1997
Louisiana Tech	1	2	0	1968	1990
Louisville	0	3	0	1948	1987
Marietta	3	2	0	1910	1914
Marshall	5	9	0	1974	2016
Maryland	0	1	0	2002	2002
Massachusetts	3	1	0	2012	2015
Massillon A.C.	3	0	0	1893	1895
Memphis	0	1	0	2005	2005
Miami (Ohio)	9	16	1	1916	2016
Michigan	0	1	0	2013	2013
Middle Tenn. State	2	7	0	1980	2005
Michigan State	0	2	0	1913	1914
Montana State	0	1	0	1976	1976
Morehead State	8	1	1	1975	1986
Morgan State	2	0	0	2009	2012
Mount Union	24	24	1	1893	1962
Murray State	4	3	1	1980	1989
Muskingum	14	10	2	1911	1964
Navy	1	1	0	1990	1999
Nebraska	0	1	0	1997	1997
New Mexico	1	0	0	1988	1988
New Mexico State	1	0	0	1988	1988
UNLV	1	0	0	1976	1976
Nicholls State	1	0	0	1987	1987
North Carolina St.	1	0	0	2006	2006

OPPONENT	W	L	T	FIRST GAME	LAST GAME
NE Missouri State	1	1	0	1978	1980
Northern Arizona	2	0	0	1989	1991
Northern Illinois	5	9	0	1966	2013
Northern Iowa	1	1	0	1978	1979
Northern Michigan	10	3	0	1966	1980
Notre Dame	0	1	0	1910	1910
North Texas	2	0	0	1971	2006
Oberlin	4	6	0	1900	1956
Ohio	12	20	1	1912	2016
Ohio Northern	9	0	1	1911	1929
Ohio State	1	7	0	1891	2011
Ohio St. Reserves	1	1	0	1931	1932
Ohio Wesleyan	8	9	0	1893	1964
Oklahoma	0	1	0	2015	2015
Oregon State	0	1	0	1987	1987
Otterbein	4	1	1	1913	1935
Penn State	0	5	0	1999	2014
Pittsburgh	1	3	0	1900	2015
Pittsburgh Lyceum	0	1	0	1908	1908
Purdue	0	2	0	2001	2005
Quantico Marines	1	1	0	1967	1972
Rhode Island	0	1	0	1985	1985
Rutgers	0	1	0	1990	1990
Salem	1	0	0	1986	1986
San Diego State	0	1	0	1965	1965
Savannah State	1	0	0	2015	2015
SW Missouri State	1	1	0	1963	1964
Southern Illinois	1	1	0	1971	1973
Syracuse	1	2	0	2008	2010
Tampa	2	4	0	1966	1974
Temple	7	14	0	1967	2011
Tennessee	0	2	0	1989	2012
Tennessee Tech	6	0	0	1981	1986
Toledo	9	10	0	1923	2016
Troy	First Meeting				
Utah State	1	0	0	2015	2015
Virginia	0	1	0	2002	2002
Virginia Tech	0	5	0	1989	2000
Va. Military Institute	2	1	0	1967	2016
Wabash	1	0	0	1938	1938
Washington & Jeff.	1	0	0	1939	1939
Wayne State	2	4	1	1937	1978
West Liberty State	2	0	0	1937	1939
West Virginia Tech	1	1	0	1952	1953
West Va. Wesleyan	1	0	0	1913	1913
Western Illinois	7	1	0	1971	1979
Western Kentucky	7	3	2	1965	1985
Western Michigan	4	14	0	1938	2016
Western Reserve	8	15	2	1892	1947
Western Res. Acad.	2	0	0	1891	1893
Wheaton	1	0	0	1939	1939
Wisconsin	0	3	0	2003	2016
Wittenberg	8	11	0	1914	1967
Wooster	20	24	3	1902	1966
Xavier	0	3	0	1925	1938
Youngstown State	18	18	2	1940	1994
Totals	511	532	36	(.490)	

2017 opponents in BOLD



MID-AMERICAN CONFERENCE

THIS IS THE MID-AMERICAN CONFERENCE

Providing leadership in education and diversity, the Mid-American Conference moves into its 71st year of service to our students.

Since its inception in 1946, the Mid-American Conference has progressively grown and developed into one of the most aggressive Division I conferences in the country. One of only 10 football Bowl Subdivision (FBS) conferences, the MAC named Dr. Jon A. Steinbrecher as its eighth commissioner in March of 2009.

The league hosts championships in 23 sports, including neutral site events at some of the finest facilities in the nation – football (Ford Field, Detroit), men's and women's basketball (Quicken Loans Arena, Cleveland), softball (Firestone Stadium, Akron) and baseball (Sprenger Stadium, Avon, Ohio). The MAC secured a four-year contract extension with Ford Field to host the MAC Football Championship Game through the 2019 football season, anchored a six-year contract extension for the MAC Men's and Women's Basketball Tournaments at Quicken Loans Arena through the 2023 season, and stabilized a five-year contract extension through the 2020 season for the MAC Baseball Tournament at Sprenger Stadium in Avon, Ohio.

In addition to growing its commitment to MAC championships, Steinbrecher has strategically positioned the MAC's participation in hosting NCAA events and championships. The MAC recently served as the host for the 2015 NCAA Division I Men's Basketball Midwest Regional at Quicken Loans Arena in Cleveland and will also serve as host of the 2018 NCAA Division I Wrestling Championships and the 2020 NCAA Men's Basketball Tournament First and Second Rounds, also at Quicken Loans Arena. The MAC has previously hosted both the 2012 and 2014

NCAA Women's Bowling Championships, and will also host the 2019 NCAA Women's Bowling Championships under Steinbrecher's direction.

In the summer of 2014, the MAC and ESPN announced a historic 13-year rights extension deal through the 2026-27 season for expanded national television and digital distribution. This is the largest and most extensive agreement in the history of the Conference and brings long-term security for the MAC through the 2026-27 academic year.

ESPN has exclusive television and digital distribution rights for all MAC sporting events, and guarantees coverage of every football game, and select men's and women's basketball and Olympic sporting events. The MAC and ESPN will establish on-campus production capabilities that will provide a significant increase in the national coverage of baseball, softball, soccer, volleyball, wrestling and Olympic sports on ESPN3. This will open up nearly 92 million households from ESPN3 for exposure to MAC sports for the first time in Conference history. Through this ESPN partnership, the MAC and CBS Sports Network announced a four-year sublicensing agreement to expand its national coverage of football and basketball through the 2018-19 season.

During the 2016 season, the MAC witnessed six members accept bowl invitations. Western Michigan (Goodyear Cotton Bowl Classic, Arlington, Texas), Ohio (Dollar General Bowl, Mobile, Ala.), Toledo (Raycom Media Camellia Bowl, Montgomery, Ala.), Central Michigan (Miami Beach Bowl, Miami, Fla.), Miami (St. Petersburg Bowl, St. Petersburg, Fla.) and Eastern Michigan (Popeyes Bahamas Bowl, Nassau, Bahamas) represented the MAC in bowl games during the 2016 bowl season.

From two-time Super Bowl quarterback winning Ben Roethlisberger (Miami), NFL Defensive MVP's James Harrison (Kent State) and Khalil Mack (Buffalo), NFL Pro Bowlers (OT Joe Staley, TE Antonio Gates, WR Antonio Brown), British Open winner Ben Curtis (Kent State), World Series winning manager Bob Brenly (Ohio University) and Olympic bobsled team member Brock Kreitzburgh (University of Toledo), the Mid-American Conference continues to excel in producing leaders in the world of athletics.



JON

STEINBRECHER

◆ Commissioner

History of the MAC

Based in Cleveland since July 1999 following a 15-year stay in Toledo, Ohio, the MAC has established historic measurements in both football and men's and women's basketball since moving to Northeast Ohio. The MAC was founded as a five-school league on February 24, 1946 in Columbus, Ohio with Ohio, Butler, Cincinnati, Wayne State and Western Reserve admitted as charter members. The Mid-American Conference membership consists of 12 universities across five states (Illinois, Indiana, Michigan, New York and Ohio).

In 1946 men's basketball was the first competitive sport in the MAC, which now sponsors a total 23 sports. Women's sports were brought into the conference's structure in 1980. For men, there are 11 championships sponsored in football, basketball, baseball, cross country, soccer, swimming and diving, indoor track and field, outdoor track and field, wrestling, golf and tennis. For women, 12 championships are sponsored in basketball, softball, volleyball, cross country, field hockey, golf, soccer, swimming and diving, gymnastics, indoor track and field, outdoor track and field and tennis.



AKRON FOOTBALL

2017 MID-AMERICAN CONFERENCE COMPOSITE SCHEDULE

All times listed ET



Thursday, Aug. 31

Elon at Toledo 7 p.m. ESPN3
Rhode Island at Central Mich. 7 p.m. ESPN3
Buffalo at Minnesota

Friday, Sept. 1

Charlotte at Eastern Michigan, 6:30 p.m. ESPN3
Boston College at NIU 9:30 p.m. CBS SN

Saturday, Sept. 2

Akron at Penn State Noon ABC
Bowling Green at Michigan St. Noon ESPN
Kent State at Clemson Noon ESPN
Western Michigan at USC 5:15 p.m. Pac-12
Miami at Marshall 6:30 p.m. TBA
Hampton at Ohio 7 p.m. ESPN3
Ball State at Illinois

Friday, Sept. 8

Ohio at Purdue

Saturday, Sept. 9

Buffalo at Army Noon CBS SN
Austin Peay at Miami 3:30 p.m. ESPN3
Eastern Illinois at NIU 3:30 p.m. ESPN3
Howard at Kent State 3:30 p.m. ESPN3
UAB at Ball State 3 p.m. ESPN3
South Dakota at Bowling Green 6 p.m. ESPN3
Arkansas-Pine Bluff at Akron 6:30 p.m. ESPN3
Toledo at Nevada 7 p.m. ESPN3
Central Michigan at Kansas
Eastern Michigan at Rutgers
Western Michigan at Michigan State

Saturday, Sept. 16

Iowa State at Akron Noon CBS SN
Kansas at Ohio 2 p.m. ESPN3
Tennessee Tech at Ball State 3 p.m. ESPN
Central Michigan at Syracuse 3:30 p.m. ACC
Colgate at Buffalo 6 p.m. ESPN3
Kent State at Marshall 6:30 p.m. TBA
Idaho at Western Michigan 7 p.m. ESPN3
Tulsa at Toledo 7 p.m. ESPN3
Bowling Green at Northwestern
Cincinnati at Miami
NIU at Nebraska

Saturday, Sept. 23

Akron at Troy
Ball State at Western Kentucky 7 p.m. TBA
Bowling Green at Middle Tennessee
Florida Atlantic at Buffalo
Kent State at Louisville
*Miami at Central Michigan
*Ohio at Eastern Michigan
Toledo at Miami (Fla.)
Wagner at Western Michigan

Saturday, Sept. 30

***Akron at Bowling Green**
*Ball State at Western Michigan
*Buffalo at Kent State
Central Michigan at Boston College
Eastern Michigan at Kentucky
Miami at Notre Dame
NIU at San Diego State 10:30 p.m. CBS SN
Ohio at UMass

Saturday, Oct. 7

***Ball State at Akron 3:30 p.m. TBA**
*Bowling Green at Miami
*Central Michigan at Ohio
*Eastern Michigan at Toledo
*Kent State at NIU
*Western Michigan at Buffalo

Saturday, Oct. 14

Eastern Michigan at Army Noon CBS SN
***Akron at Western Michigan 3:30 p.m. TBA**
*Miami at Kent State
*NIU at Buffalo
*Ohio at Bowling Green
*Toledo at Central Michigan

Saturday, Oct. 21

***Akron at Toledo**
*Buffalo at Miami
*Central Michigan at Ball State
*Kent State at Ohio
*NIU at Bowling Green
*Western Michigan at Eastern Michigan

Thursday, Oct. 26

*Eastern Michigan at NIU 7 p.m. CBS/ESPN3
*Toledo at Ball State 7 p.m. CBS/ESPN3

Saturday, Oct. 28

***Buffalo at Akron 11:30 a.m. CBS SN**

Tuesday, Oct. 31

*Bowling Green at Kent State 7:30 ESPN2/U
*Miami at Ohio 7:30 ESPN2/U

Wednesday, Nov. 1

*Central Mich. at Western Mich. 8 p.m. ESPN2

Thursday, Nov. 2

*Ball State at Eastern Michigan 6 p.m. ESPN/CBS
*NIU at Toledo 6 p.m. ESPN/CBS

Tuesday, Nov. 7

***Akron at Miami 7:30 p.m. ESPN2/U**
*Bowling Green at Buffalo 7:30 p.m. ESPN2/U

Wednesday, Nov. 8

*Eastern Mich. at Central Mich. TBA ESPN2/U/CBS
*Kent State at Western Mich. TBA ESPN2/U/CBS
*Toledo at Ohio TBA ESPN2/U/CBS

Thursday, Nov. 9

*Ball State at NIU 7 p.m. CBS SN

Tuesday, Nov. 14

*Central Michigan at Kent State TBA (ESPN2/U)
***Ohio at Akron TBA ESPN2/U**

Wednesday, Nov. 15

*Eastern Michigan at Miami 7/8 ESPN2/U/CBS
*Toledo at Bowling Green, 7/8 ESPN2/U/CBS
*Western Michigan at NIU 7/8 ESPN2/U/CBS

Thursday, Nov. 16

*Buffalo at Ball State 7 p.m. CBS SN

Tuesday, Nov. 21

*Bowling Green at Eastern Mich. 7 p.m. ESPN/U/3
***Kent State at Akron 7 p.m. ESPN/U/3**
*Miami at Ball State 7 p.m. ESPN/U/3

Friday, Nov. 24

*NIU at Central Michigan TBA ESPN/U/3/CBS
*Ohio at Buffalo TBA ESPN/U/3/CBS
*Western Michigan at Toledo TBA ESPN/U/3/CBS

Saturday, Dec. 2

East Division Champion vs. West Division Champion
MAC Championship Game, Time TBA ABC/ESPN/2
(Ford Field in Detroit, Mich.)


*Mid-American Conference Game

ACC - ACC RSN
CBS SN - CBS Sports Network
ESPN3/WatchESPN
ESPN/3 - ESPN or ESPN3
ESPN2/3 - ESPN2 or ESPN3
ESPN2/U - ESPN2 or ESPN3
ESPN/U/3 - ESPN or ESPN3
TBA - 12-day TV selection



MID-AMERICAN CONFERENCE BOWLS

2017 BOWL SCHEDULE



Raycom Media Camellia Bowl

Saturday, December 16

Cramton Bowl | Montgomery, Ala.

8 p.m. ET | 7 p.m. CT | ESPN

MAC vs. Sun Belt

www.CamelliaBowl.com



St. Petersburg Bowl ^

Thursday, December 21

Tropicana Field | St. Petersburg, Fla.

8 p.m. ET | ESPN

MAC vs. American/Conference USA

www.StPetersburgBowl.com



Famous Idaho Potato Bowl

Friday, December 22

Albertsons Stadium | Boise, Idaho

4 p.m. ET | 2 p.m. MT | ESPN

MAC vs. Mountain West

www.FamousIdahoPotatoBowl.com



Boca Raton Bowl ^

Tuesday, December 19

Toyota Stadium | Frisco, Texas

8 p.m. ET | ESPN

MAC vs. American Athletic Conference

www.theBocaRatonBowl.com



Bahamas Bowl

Friday, December 22

Thomas A. Robinson National Stadium

| Nassau, Bahamas

12:30 p.m. ET | ESPN

MAC vs. Conference USA

www.BahamasBowl.com



Dollar General Bowl

Saturday, December 23

Ladd-Peebles Stadium | Mobile, Ala.

7 p.m. ET | ESPN

MAC vs. Sun Belt

www.DollarGeneralBowl.com



Frisco Bowl ^

Wednesday, December 20

Qualcomm Stadium | San Diego, Calif.

6 p.m. ET | 3 p.m. PT | ESPN

MAC vs. Mountain West

www.theFriscoBowl.com



Quick Lane Bowl ^

Tuesday, December 26

Ford Field | Detroit, Mich.













TBA | ESPN


MAC vs. Big Ten/ACC

www.DetroitLions.com/QuickLaneBowl

^MAC secondary bowl agreements

2017 OPPONENT COMPOSITE SCHEDULE

Date	Sept. 2	Sept. 9	Sept. 16	Sept. 23	Sept. 30	Oct. 7	Oct. 14	Oct. 21	Oct. 28	Nov. 4	Nov. 11	Nov. 18	Nov. 27
Penn State	AKRON 	PITT	GEORGIA STATE	at Iowa	INDIANA	at NW	BYE	MICHIGAN	at OHIO STATE	at Mich. State	RUTGERS	NEBRASKA	at Md. (Nov. 25)
Arkansas Pine Bluff	MOREHOUSE	at AKRON 	at Ark. State	at Jackson State	at Ala. A&M	MISS. VALLEY	CENTRAL STATE	BYE	at Southern	GRAMB. STATE	at Prairie View A&M	at Texas Southern	
Iowa State	NORHERN IOWA	IOWA	at AKRON 	BYE	TEXAS (Sept. 28)	at Oklahoma	KANSAS	at Texas Tech	TCU	at West Virginia	OKLA. STATE	at Baylor	at Kansas St. (Nov. 25)
Troy	at Boise State	ALA. STATE	at New Mexico St.	AKRON 	at LSU	BYE	SOUTH ALA. (Oct. 11)	at Georgia State	GEORGIA SOUTHERN	IDAHO (Nov. 2)	at Coastal Carolina	TEXAS ST. (Nov. 24)	at Ark. St. (Dec. 2)
BGSU	at Mich. State	SOUTH DAKOTA	at NW	at Middle Tenn.	AKRON 	at Miami	OHIO	NORTHERN ILLINOIS	at Kent St. (Oct. 31)	BYE	at Buffalo (Nov. 7)	TOLEDO (Nov. 15)	at EMU (Nov. 21)
Ball State	at Illinois	UAB	TENN. TECH	at Western Kentucky	at Western Michigan	at AKRON 	BYE	CENTRAL MICHIGAN	TOLEDO (Oct. 26)	at EMU (Nov. 2)	at Northern Ill. (Nov. 9)	BUFFALO (Nov. 16)	MIAMI (Nov. 21)
WMU	at USC	at Mich. State	IDAHO	WAGNER	BALL STATE	at Buffalo	AKRON 	at EMU	BYE	CMU (Nov. 1)	KENT STATE (Nov. 8)	at NIU (Nov. 15)	at UT (Nov. 24)
Toledo	ELON (Aug. 31)	at Nevada	TULSA	at Miami (Fla.)	BYE	EMU	at CMU	AKRON 	at Ball St. (Oct. 26)	NIU (Nov. 2)	at Ohio (Nov. 8)	at BGSU (Nov. 15)	WMU (Nov. 24)
Buffalo	at Minn. (Aug. 31)	at Army	COLGATE	FLA. ATLANTIC	at Kent State	WMU	NIU	at Miami	at AKRON 	BGSU (Nov. 2)	BYE	at BSU (Nov. 16)	OHIO (Nov. 24)
Miami	at Marshall	AUSTIN PEAY	CINN.	at CMU	at Notre Dame	BGSU	at Kent State	BUFFALO	at Ohio (Oct. 31)	BYE	AKRON (Nov. 7) 	EMU (Nov. 15)	at BSU (Nov. 21)
Ohio	HAMPTON	at Purdue (Sept. 8)	KANSAS	at EMU	at UMass	CMU	at BGSU	KENT STATE	MIAMI (Oct. 31)	BYE	TOLEDO (Nov. 8)	at AKRON (Nov. 14) 	BUFFALO (Nov. 24)
Kent State	at Clemson	HOWARD	at Marshall	at Louisville	BUFFALO	at NIU	MIAMI	at Ohio	BYE	BGSU (Oct. 31)	at WMU (Nov. 8)	CMU (Nov. 14)	at AKRON (Nov. 21) 



Follow Akron Football on the official website of Zips' Athletics:

GoZips.com

The newly redesigned site offers everything for the Zips' fan, media member, and recruit—from the latest results, recaps, videos, social media posts, and statistics to previews and press releases. Updated daily, www.GoZips.com also provides ticket information, game day updates, and donation opportunities. If it's happening in Zips' Athletics, it's happening on . . . GoZips.com!

AKRON FOOTBALL



HAVEN OF REST



AKRON CHILDREN'S HOSPITAL



ONE OF A KIND PET RESCUE



AKRON-CANTON REGIONAL FOODBANK

ZIPS IN THE COMMUNITY

