

Forma 5

TECHNICAL FEATURES

HEXA MEETING



TABLE I RECTANGULAR

For anti-electrostatic solutions, please ask us the conditions.

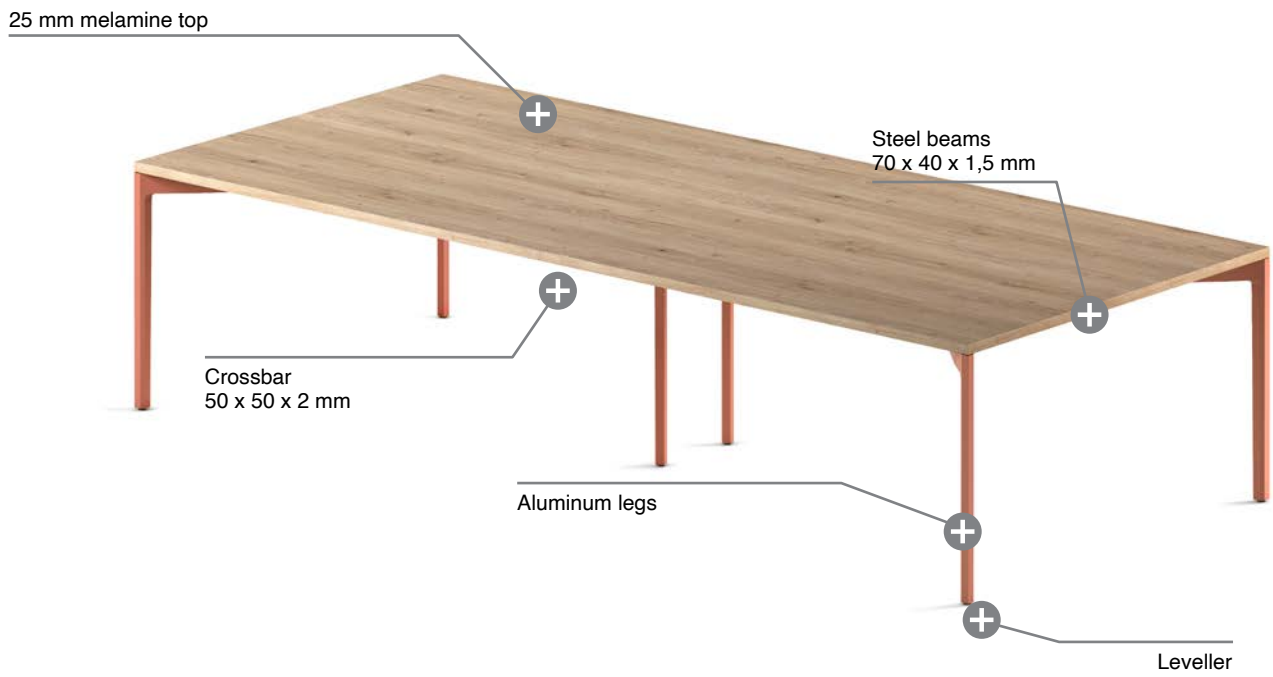
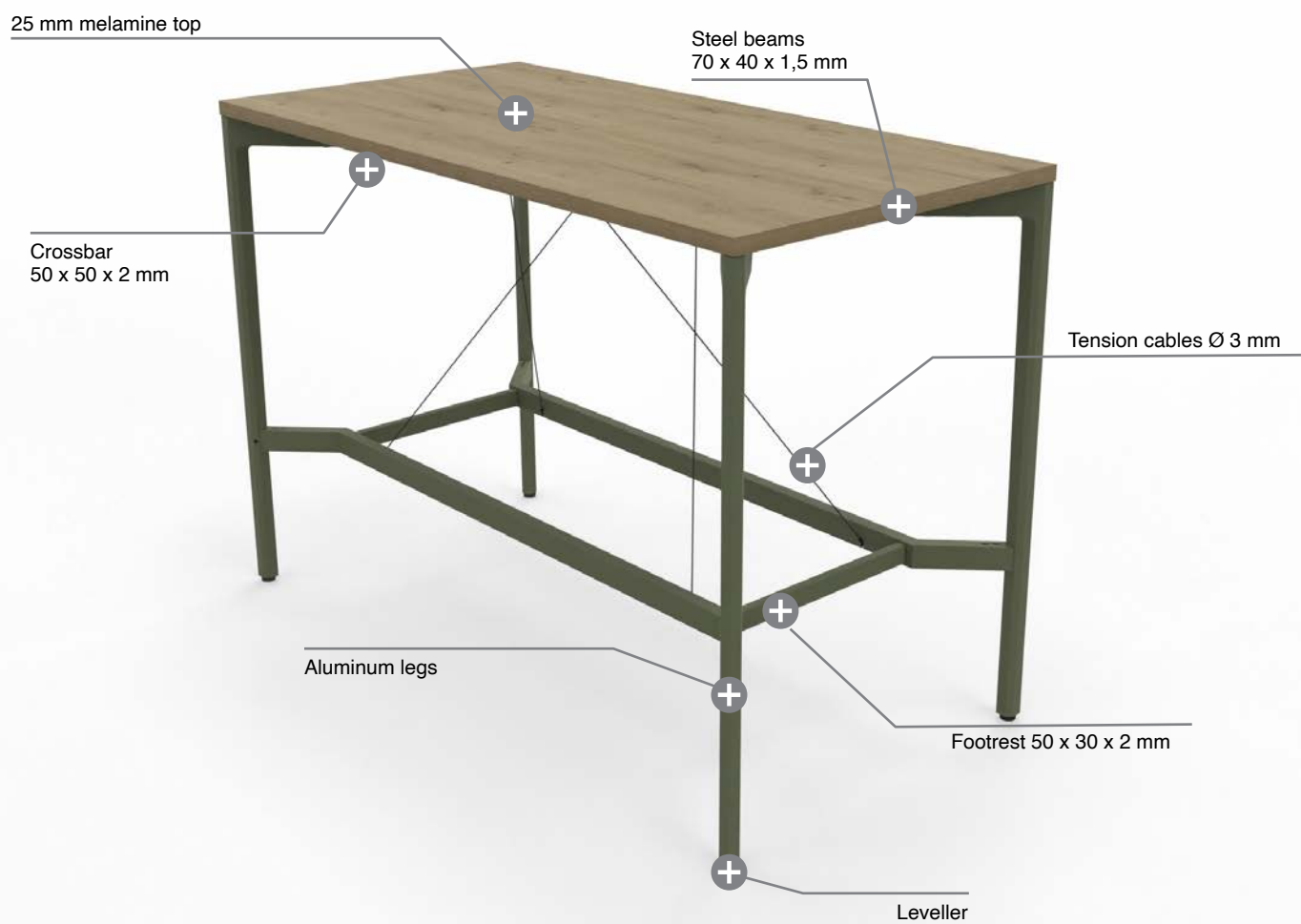


TABLE I RECTANGULAR

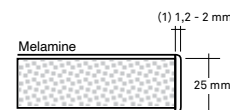
For anti-electrostatic solutions, please ask us the conditions.



ELEMENT DESCRIPTION



BOARD



TOP: Melamine: 25 mm thick melamine particle board. 2 mm thick thermofused edges around the perimeter. Drilled underneath to allow a correct assembly. The quality requirements for the board are made according to the UNE-EN 312 legal terms, corresponding to P2 board. The average 25 mm thick board density is 595 kg/m³.

STRUCTURE: mixed structure made of a beam or two depending on the dimensions of the table and mixed frames made of aluminum crossbars and legs.

BEAMS: 70 x 40 x 1.5 mm rectangular E220 steel tube hot rolled and pickled with 100 micron epoxy paint coating. Beam and frame joint by plastic piece that facilitates assembly and provides more careful aesthetic. Laser machining.

CROSSBARS: 50 x 50 x 2 mm square E220 steel tube hot rolled and pickled with 100 micron epoxy paint coating. Crossbars are laser machined, folded, welded and ground, leaving a clean and resistant transition.

LEGS: aluminum legs with hexagonal section with a 34 mm between faces starting from the head, which connects with the structure, to the final end that rests with the ground. At its base it has a machining and a threading for the adaptation of the leveler. The head of the leg has an upper recess to reduce weight and give it lightness.

The fixing with the structure is mechanical by means of the expansion of a piece of the same aluminum that by means of the push of a metric screw 10 is nailed on the tubular structure making a block. The fixation is completely hidden. There are two types of legs, one for low tables (H = 710 mm without leveler) and another for high tables (H = 1080mm without leveler), the high leg has a mechanization for the lower structure that provides stability and serves as a footrest.

ROUND TABLE FRAMES: the round tables have hexagonal frames with housings by means of a 50 x 50 x 2 mm structural tube for fixing the legs (3 legs per table).

For Ø 80 cm tables, the frame is made of 50 x 6 mm S275_JR steel plate, folded and welded.

For Ø 120 cm tables, the hexagonal frame is made of E220 structural steel tube 50 x 30 x 2 mm.

FOOTREST FOR HIGH TABLES: structure made of 50 x 30 x 2 mm and 40 x 20 x 2 mm steel tubes with a double coat of paint (epoxy paint plus lacquer) that increases resistance to friction and wear. It is fixed to the aluminium legs and serves as an anchorage for the tensioning cables that stiffen the table structure.

TENSION CABLES: for high tables with a depth of 80 cm or more, four 3 mm diameter stainless steel braided cables with zinc-plated steel end caps are attached to the cross beams and the footrest. Their function is to stiffen the table structure.



ADD-ON BENCHS

The growth of the bench and meeting tables are resolved by means of intermediate crossbars formed by double structural steel tube E 220 50 x 30 x 2 mm, finished off at the ends with the tube for fixing the legs.

ASSEMBLY

The assembly system is very simple and intuitive. The structure is self-supporting, which makes it easy to assemble. The frames are previously assembled by assembling the legs and crossbars, then the beam is placed and finally the tabletop is assembled.



PACKAGING

The packaging of the different items that make up the final product have been designed to guarantee the protection of the components and to optimize the total volume for transport as much as possible. Always with the premise of obtaining flat and stackable packages.

The packaging of the melamine tabletops is the standard.


ELEMENT DESCRIPTION

CABLE MANAGEMENT ACCESSORIES

ACCESSORIES FOR DESK SURFACE


Integrated power module:

Optional electrification system which is installed in the top and allows 2 outlets + 1 USB-C + 1 USB in the same surface. Dimension 342 x 76 mm.



Integrated cable management with tap and 3 sockets:

Embed electrification on the surface of the table made of anodized aluminum or black finish. This unit has a low installation depth (approximately 45 mm). The tilting flap protects against external influences when not in use. It offers access to three power outlets. Available in international system as well as UK system. Also included is 0.2 m cable and male wieland plug GST18i3. It not includes power cable. Dimensions 351 x 180, h45mm



Top access in the same finish than the desk top, with double opening and cable management option with 8 sockets:


Profile made of aluminum with anodized or black finish also be inserted into the worksurface with a matching flush access flap. The unit has a double opening which provides access to cable both above and below the worksurface. In the lower tray can be installed optionally two power modules that can be find them on this Forma 5 Price List. The unit can be installed into a 14mm or 25mm thick table top. Overall dimensions 251 x 180 mm x h 47 mm.



HORIZONTAL CABLE MANAGEMENT

All these electrifications are fully integrated into the desk top by using trays that hide any connection from the bottom.

There are also some cable managements made of sheet metal and painted in matt black, which connect some electrifications with others disguising the cable management.



VERTICAL CABLE CABLE MANAGEMENT

Fabric cable riser, made of Web mesh and 80 mm diameter. Fixed to the desk top or to the cable management tray. **Includes longitudinal velcro to facilitate the introduction of cables later.**



SCHUCKO FIXED TO THE TABLETOP EDGE

White module with 2 power sockets (Schuko or UK) and 2 USB, one of them type A and the other type C. It is fixed to the tabletop by means of an adjustable clamp for thicknesses between 11 and 25 mm inclusive. Includes 1.5 meter cable and plug connection.



POWER CABLE AND EXTENSION CABLE

3 x 1,5 mm² cable 250V 16A with grounding.



4 WAY POWER BLOCK

16A 250V sockets for 3 x 1.5 mm² power cable.



3 WAY POWER BLOCK WITH 2X RJ45 DATA

16A 250V sockets for 3 x 1.5 mm² power cable.





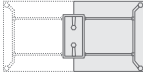

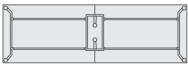
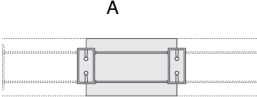
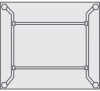
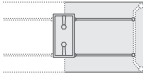
CABLE SPINE FOR ELECTRIFICATION

Spiral thermoplastic material, anchored to the top by screws and to the ground with a pedestal base. Silver gray finish.



CONFIGURATIONS AND DIMENSIONS

HEXA - TASK MEETING TABLES

	<p>ROUND TABLE WITH 3 LEGS SUPPORT</p>	<p>∅</p>	<p>120 80</p>
 <p>B: 160</p> <p>A: 160</p>	<p>SQUARE TABLE - STRAIGHT CORNERS</p>	<p>A x B</p>	<p>160 x 160</p>
 <p>B: 160</p> <p>A: 160</p>	<p>ADD-ON SQUARE TABLE - STRAIGHT CORNERS</p>	<p>A x B</p>	<p>160 x 160</p>
 <p>A</p> <p>B:120</p>	<p>RECTANGULAR TABLE - STRAIGHT CORNERS</p>	<p>A x B</p>	<p>240 x 120 210 x 120</p>
 <p>A</p> <p>B:120</p>	<p>RECTANGULAR TABLE WITH 2 TOPS - STRAIGHT CORNERS</p>	<p>A x B</p>	<p>320 x 120 280 x 120</p>
 <p>A</p>	<p>INTERMEDIATE ADD-ON TABLE - STRAIGHT CORNERS</p>	<p>A x B</p>	<p>160 x 120 140 x 120</p>
 <p>A: 160</p> <p>B:140</p>	<p>RECTANGULAR TABLE - STRAIGHT CORNERS</p>	<p>A x B</p>	<p>160 x 140</p>
 <p>A</p> <p>B:140</p>	<p>RECTANGULAR TABLE - STRAIGHT CORNERS</p>	<p>A x B</p>	<p>160 x 140</p>

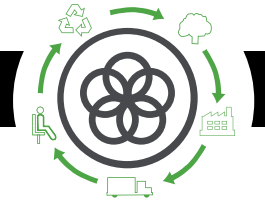
TOP 25 mm
h: 73,5 cm

CONFIGURATIONS AND DIMENSIONS

HEXA - HIGH MEETING TABLES

 <p>A B: 60</p>	<p>RECTANGULAR TABLE - DEPTH 60 cm</p>	<p>A x B</p>	<p>180 x 60 160 x 60 140 x 60 120 x 60</p>
 <p>A B: 80</p>	<p>RECTANGULAR TABLE - DEPTH 80 cm</p>	<p>A x B</p>	<p>240 x 80 200 x 80 180 x 80 160 x 80</p>
 <p>A B: 100</p>	<p>RECTANGULAR TABLE - DEPTH 100 cm</p>	<p>A x B</p>	<p>240 x 100 200 x 100 180 x 100 160 x 100</p>
 <p>A B: 120</p>	<p>RECTANGULAR TABLE - DEPTH 120 cm</p>	<p>A x B</p>	<p>240 x 120 200 x 120 180 x 120</p>
 <p>A B: 160 C: 120</p>	<p>TRAPEZOIDAL TABLE</p>	<p>A x B x C</p>	<p>180 x 160 x 120 160 x 160 x 120</p>

TOP 25 mm
h: 109,5 cm



Life Cycle Analysis
Hexa Meeting Program



RAW MATERIALS		
Raw Material	Kg	%
Steel	7,096 Kg	16,03%
Aluminum	11,27 Kg	25,9%
Plastic	0,794 Kg	1,8%
Wood	24,430 Kg	56%

% Recycled material= 67%
% Recyclable materials= 73,9%

Ecodesign

Results reached during the life cycle stages



MATERIALS

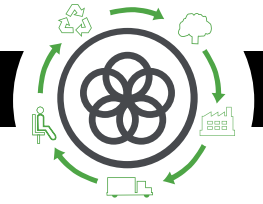
Wood
70% of the wood material is recycled, has PEFC/FSC and complies within the E1 standard.

Steel
15%-99% recycled material.

Plastic
30%-40% recycled material.

Paintings
Powder painting without COV emissions

Packings
100% recyclable with inks with no solvents.



PRODUCTION

Raw materials use optimization

Board, upholstery and steel tubes cut.

Renewable energies use

reducing the CO2 emissions. (Photovoltaic pannels)

Energy saving measures

in all production process

COV global emission reduction

of the production processes by 70%.

Podwer painting

ecoverly of 93% of the non deposited painting

Glue removal from the upholstery

The facilities have an internal sewage for liquid waste.

Green points

at the factory

100% waste recycling

at production process ans dangerous waste special treatment.



TRANSPORT

Cardboard use opmitization

of the packings

Cardboard and packing materials use reduction

Flat packings and small bulks to optimize the space.

Solid waste compacter

which reduces transport and emissions.

Light volumes and weights

Transport fleet renewal

reducing by 28% the fuel consumption.

Suppliers area reduction

Local market power and less pollution at transport.



USE

Easy maintenance and cleaning

without solvents.

Forma 5 guarantee

The highest quality

for materials to provide a 10 year average life of the product.

Useful life optimization

of the product due to a standarized and modular design.

The boards

with no E1 particle emission.



END LIFE

Easy unpacking

for the recyclability or compound reuse.

Piece standarization

for the use.

Recycled materials used for products

(% recyclability):

Wood is 100% recyclable.

Steel is 100% recyclable.

With no air or water pollution

while removing waste.

Returnable, recyclable and reusable packing

Product recyclability 99%

MAINTENANCE AND CLEANING GUIDE

MELAMINE PIECES

Rub the dirty spots with a wet cloth with PH neutral soap.

PLASTIC PIECES

Rub the dirty spots with a wet cloth with PH neutral soap.

METAL PIECES

- 1 Rub the dirty spots with a wet cloth with PH neutral soap.
- 2 Polished aluminium pieces can have their polish bak by covering and rubbing them with a dry cotton cloth.

GLASS PIECES

Rub the dirty spots with a wet cloth with PH neutral soap.

Do not use abrasive products in any case.

Developed by RAMOS & BASSOLS