



canalcentro SA

TABELA PREÇOS 2020

SISTEMAS DE CANALIZAÇÃO E
EQUIPAMENTOS SANITÁRIOS
CLIMATIZAÇÃO AQUECIMENTO
& ARREFECIMENTO EQUIPA-
MENTOS PARA REDES DE GÁS
EQUIPAMENTOS PARA REDES
DE ASPIRAÇÃO CENTRAL
SISTEMAS DE REGA E JARDI-
NAGEM EQUIPAMENTOS PARA
REDES DE INCÊNDIOS MÁQUI-
NAS E FERRAMENTAS EQUIPA-
MENTOS PARA REDES DE
OBRAS PÚBLICAS



CONDIÇÕES GERAIS DE VENDA

ENCOMENDAS

As encomendas deverão ser feitas através do nosso Departamento Comercial; vendedores; telefone, e-mail ou fax.

LIMITE DE CRÉDITO

Será atribuído um limite de crédito dependendo da orientação dada pela seguradora de crédito e Administração da Canalcentro.

PRAZOS DE ENTREGA

Os prazos de entrega dependem sempre da disponibilidade dos nossos stocks.
Só nos responsabilizamos pelos prazos de entrega por nós acordados. Não nos responsabilizamos por incumprimentos de prazos que tenham origem em terceiros ou em motivos de força maior.

PAGAMENTOS E DESCONTOS

Pagamentos: os pagamentos poderão ser efetuados no nosso escritório; com cheque, numerário ou transferência bancária.
O pagamento de faturas através de letra comercial, terá que obrigatoriamente trazer o aval dos sócios e sempre mediante o consentimento prévio da administração da Canalcentro.

Descontos: são sempre indicados e efetuados nos nossos documentos de venda, conforme acordo prévio.

Descontos Financeiros:

Até 08 dias (data fatura)..... 2%

Até 30 dias (data fatura)..... 1%

Até 60 dias (data fatura)... s/ desc.

Não serão efetuados descontos para pagamentos além de 30 dias posteriores à data das nossas faturas. Para efeitos de data de pagamentos, será considerado o dia de recebimento no nosso escritório.

Decorridos mais de 60 dias da data da fatura, sem que se mostre efetuado o pagamento, reservamo-nos o direito de debitar juros de mora à taxa em vigor (Portaria nº1105/04 de 16 de Outubro de 2004), ficando o crédito suspenso até regularização dos débitos. Após o vencimento das faturas, poderá ser acionado o seguro

de crédito.

Todos os serviços de assistência técnica, deverão ser pagos de imediato após concluída a intervenção.

DISPOSIÇÕES GERAIS / PREÇOS

Estas condições aplicam-se a todos os produtos comercializados pela Canalcentro.

Os preços indicados na nossa tabela não incluem IVA, mas estão sujeitos à taxa em vigor. A presente tabela de preços anula e substitui todas as anteriores, podendo ser alterada a qualquer momento sem aviso prévio.

RECLAMAÇÕES

As reclamações motivadas por defeito de material ou por quantidades incorretas, deverão ser feitas imediatamente após a receção da mercadoria, mediante a apresentação do documento de venda respetivo.

DEVOLUÇÕES

Só serão aceites devoluções quando justificáveis, no prazo máximo de 8 dias após a receção da mercadoria, devidamente acompanhadas pela Nota Devolução e mediante consentimento prévio da Administração.

Depois de acordo, para a mercadoria não justificável, e desde que acondicionada na sua embalagem original e em bom estado, o transporte faz-se por conta e risco do cliente. Neste caso, reservamo-nos o direito de uma dedução de 20% do valor faturado.

Ressalva-nos o direito da não aceitação de devoluções resultantes de pedidos específicos, ou quando o produto não fizer parte da nossa gama ou stock.

LITÍGIOS

Para resolução de qualquer litígio decorrente da interpretação destas condições gerais de venda, fica desde já nomeado como competente o Foro de Leiria.

Esperando a vossa compreensão e anuência para o exposto, criam-nos com consideração

(Administração)

José Gaspar & Manuel Gaspar



+351 244 800 160
+351 244 802 323



geral@canalcentro.pt
info@canalcentro.pt



R. do Bailadouro s/nº,
2410-211 Pousos



canalcentro

Com vista a qualificar adequadamente instaladores e interessados, a Canalcentro, ativou desde o final de 2008, novas e sofisticadas instalações para formação.

Daí para cá, durante os anos de 2009, 2010 e 2011, tem sido levadas a cabo, inúmeras ações de formação e divulgação, destacando-se entre elas, o protocolo estabelecido com o CENFIM, na organização de ações de formação de Instalador de sistemas Solares - CAP SOLAR, e com a APIEF, com ação de formação complementar em QAI, visitas de Turmas de Escolas Profissionais e secundárias, no sentido da necessária informação e sensibilização para as Energias Renováveis, suas variantes, vantagens e implementação.



Salientando ainda, o apoio aos parceiros, através da estrutura interna, no sentido de estreitar relações, obter prestação de serviços das empresas (parceiros/instaladores) e assim, apresentar soluções chave-na-mão, e fornecer meios e produtos, nomeadamente na área do Marketing e outras menos acessíveis a empresas com menor dimensão.





Fundada em 1988, a Canalcentro dispõe atualmente de instalações próprias localizadas em Pousos - Leiria. Em 2005, alterou a sua designação social, passando a chamar-se: CANALCENTRO – Materiais de Canalização e Climatização, SA



CANALCENTRO SA - FILIAL | LOULÉ (2011)

...em 2006, abre uma filial em Loulé no Algarve, espaço que tem sofrido algumas intervenções de ampliação e modernização, tendo já durante o ano de 2011, ativado um espaço destinado a ações formativas.

A Certificação da Qualidade emitida em 2005, pela entidade SGS de acordo com a norma ISO 9001: 2000, e renovação para ISO 9001:2008 em 2009, reflete a aposta na dedicação, rigor e profissionalismo com que a empresa se tem pautado ao longo destes anos.

No âmbito do programa FINCRESCER, promovido pelo IAPMEI, que procura reforçar a visibilidade das empresas pelo seu bom desempenho económico e financeiro, em Outubro de 2007, passa a ser distinguida com estatuto de PME Líder, estatuto que tem vindo a ser confirmado nos anos seguintes (2008/9/10/11/12/13 e 2014).

No final do ano de 2010 a empresa foi distinguida com o estatuto PME Excelência 2010, uma iniciativa do IAPMEI, em parceria com os principais bancos, que tem como objectivo distinguir as pequenas e médias empresas, que evidenciam os melhores desempenhos e indicadores de gestão, no âmbito da estrutura empresarial nacional.

Já nos finais de 2011, a Canalcentro SA volta a receber a distinção de PME excelência, prova de que o seu crescimento tem sido sustentado por uma sólida estratégia financeira.

Com um capital social de 1M€ e uma equipa de trabalho com cerca de 40 colaboradores, alcançou-se um volume de facturação em 2015 que se aproximou dos 10M€.

A sua atividade tem sido orientada para empresas instaladoras, revendedores e empreiteiros de obras públicas.

Consciente das exigências de um mercado fortemente competitivo, a qualidade dos serviços é sem dúvida o motor do sucesso, como tal, a empresa valoriza, cada vez mais, o serviço pós venda, bem como a formação técnica, disponibilizando um serviço de Assistência Técnica apto a responder às necessidades do mercado nacional.

Dispõe para este efeito de um gabinete técnico e de projetos interno, bem como de uma equipa técnica de apoio ao cliente.



Devido à tendência deste segmento de mercado, motivada pela evolução do conceito de conforto e bem-estar, a empresa tem apostado cada vez mais no alargamento da oferta de produtos, dinamizando a comercialização de Material para Canalização, Rega e Aspiração Central, equipamentos de Climatização (aquecimento central; ar condicionado; sistemas solares) e promovendo o Saneamento (tubagens e ferro-fundido). Representando desta forma algumas marcas de prestígio.

Com a crescente necessidade da quebra de vínculo com os combustíveis fósseis e o aumento da procura de alternativas apontadas a energias renováveis, estabeleceu desde o início de 2007, um protocolo de Importação Exclusiva com a gigante Austríaca, líder na fabricação de Sistemas Solares - TISUN.

Sistemas de reconhecida qualidade, destacando-se mundialmente pelos seus coletores de alta eficiência e soluções de grande superfície, ajustamento em forma e dimensões a fachadas de edifícios, bem como o sistema de acumulação com aquecimento por estratificação, o que resulta numa maior eficácia e rentabilização dos sistemas.





1



2



3



4



5



6



7



8



+351 244 800 160
+351 244 802 323



geral@canalcentro.pt
info@canalcentro.pt



R. do Bailadouro s/nº,
2410-211 Pousos





CANALIZAÇÃO E SANITÁRIOS

- 01 - Tubos em Polietileno "PEAD"
- 02 - Acess. Poliet./Latão Enc. rápido
 - Acessórios PEAD Electrosoldadura
- 03 - Tubos PVC para esgoto
 - Acessórios PVC para esgoto
- 05 - Suporte/ Caixas/ Contadores águas
- 06 - Acess. PVC Ríg. Pressão (colar/rosçar)
- 07 - Caleiras e Acessórios em PVC BRANCO
- 08 - Tubo /Acess. Ferro Galvanizado
- 09 - Acessórios em Latão roscados
- 10 - Tubo /Acess. PP-R COPRAX
 - Ferramentas COPRAX
- 11 - Tubo Inox (Pared Fina) Acess. bicone
- 12 - Tubo /Acess. PEX GIACOMINI
- 13 - Tubos Cobre Sanitário/Climatização
- 14 - Acess. Cobre/Bronze (soldar/rosçar)
- 15 - Acess. em Aço Inox AISI 316 roscados
- 21 - Acess. bicone TIEMME multicamada
- 22 - Acessórios para Instalações Sanitárias
- 23 - Válvulas Esfera e Outras Válvulas
- 24 - Tubo PEX; Mangas e Acessórios
- 25 - Acessórios Roscados Cromados
- 26 - Bichas Flexíveis de Malha de Aço
- 27 - Autoclismos e Acessórios OLI
- 30 - Sistemas para Águas ACO
- 33 - Tubo /Acess. F.F. SMU METALITE
- 35 - Torneiras de Séries Diversas
- 36 - Torneiras ZENITE e HEI
- 37 - Tubo /Acess. Multicamada PERFIL-ALU-PEX
- 38 - Tubo /Acess. Multicamada GIACOMINI
- 39 - Silicones/Colas/Linho/Teflon/Soldas
- 40 - Materiais para Fixação
- 41 - Abraçadeiras Diversas
- 42 - Tubo /Acess. Multicamada KLIMAPRESS
- 43 - Sifões/Válvulas/Acess. CREAMPLAST
- 44 - Ralos / Sumidouros / Canais duche GEBO
- 45 - Acessórios InoxPress AISI 316 FRABO
- 46 - Tubo /Acess. PRESS AISI 316 PERFILPRESS
- 47 - Canais/Grelhas/Caixas PVC DAKOTA e ODEM
- 49 - Tubos & Acessórios Aço Inox roscados
- 51 - Isolamentos para Tubagens ISOPIPE
- 52 - Isolamentos para Tubagens ARMACELL
- 53 - Acess. Cobre/Bronze Press FRABO
- 55 - Tubo /Acess. Multicamada VISSEN
- 56 - Tubo /Acess. Multicamada ISOLTUBEX
- 58 - Tubo /Acess. PP-Silent GEBERIT
- 59 - Tubo /Acess. Inox Mapress GEBERIT
- 60 - Tubo /Acess. Multicamada Mepla GEBERIT
 - Ferramentas Mepla GEBERIT
- 61 - Sistemas sanitários GEBERIT
- 62 - Sistemas Pead/Pluvia GEBERIT
- 63 - Equipamentos e Ferramentas GEBERIT
- 65 - Tubo /Acess. PP-R VISSEN
- 66 - Tubo /Acess. PP-R ALFATHERM



+351 244 800 160
+351 244 802 323



geral@canalcentro.pt
info@canalcentro.pt



R. do Bailadouro s/nº,
2410-211 Pousos

01 MAT. P/CANALIZAÇÃO E ART.SANITÁRIOS**AUMENTOS PVC-U INSON****AUMENTOS EXTER.PVC-U INSONO.MUTE DIN**

01040702075090	240086 AUMENTO EXT.PVC-U INS.MUTE 75X90	4.50
01040702090110	240089 AUMENTO EXT.PVC-U INS.MUTE 90X110	6.10
01040702090125	240090 AUMENTO EXT.PVC-U INS.MUTE 90X125	7.86

AUMENTOS EXTER.PVC-U INSONO.MUTE UNI

01040703040050	240027 AUMENTO EXT.PVC-U INS.MUTE 40X50	2.55
----------------	---	------

CURVAS EM PVC-U INSO**CURVAS PVC -U INSONORIZADAS MUTE UNI 90.**

01040304040	240008 CURVA PVC-U INSON.MUTE UNI 90.40	1.39
01040304050	240009 CURVA PVC-U INSON.MUTE UNI 90.50	2.02

CURVAS PVC-U INSONORIZADAS MUTE DIN 45.

01040301075	240030 CURVA PVC-U INSON.MUTE 75X45°	3.45
01040301125	240033 CURVA PVC-U INSON.MUTE 125X45°	8.40

CURVAS PVC-U INSONORIZADAS MUTE DIN 90.

01040302075	240042 CURVA PVC-U INSON.MUTE 75X90°	4.55
01040302125	240045 CURVA PVC-U INSON.MUTE 125X90°	13.74

CURVAS PVC-U INSONORIZADAS MUTE UNI 45.

01040303040	240002 CURVA PVC-U INSON.MUTE UNI 45.40	1.29
01040303050	240003 CURVA PVC-U INSON.MUTE UNI 45.50	1.78

FORQUILHAS E CLIPS P**FORQUILHAS PVC-U INSONOR.MUTE DIN 45.**

01040401075	240049 FORQUILHA PVC-U INSON.MUTE 45.75	6.22
01040401090	240050 FORQUILHA PVC-U INSON.MUTE 45.90	8.73
01040401110	240051 FORQUILHA PVC-U INSON.MUTE 45.110	9.59
01040401125	240052 FORQUILHA PVC-U INSON.MUTE 45.125	33.87

TAMPOES PVC-U INSONO**TAMPOES DE REDUÇÃO PVC-U INSONORIZ.MUTE**

01040903075050	240109 TAMPÃO REDUCAO SIMPLES 75X50	4.00
01040903110050	240115 TAMPÃO REDUCAO SIMPLES 110X50	4.51
01040903125050	240117 TAMPÃO REDUCAO SIMPLES 125X50	6.09

TES PVC-U INSONORIZAD**TES MACHO-FEMEA INSONORIZ.MUTE 90.**

01040502110	240062 TE PVC-U INSONORIZ.MUTE 90. 110	9.59
-------------	--	------

TUBOS PVC-U INSONORI**TUBOS PVC -U INSONORIZ.DIN/UNI MUTE**

01040101040	239006 TUBO INSONORIZ.MUTE 40 (3 MTS)	10.64
01040101050	239009 TUBO INSONORIZ.MUTE 50 (3 MTS)	11.95
01040101075	239011 TUBO INSONORIZ.MUTE 75 (3 MTS)	19.91
01040101090	239013 TUBO INSONORIZ.MUTE 90 (3 MTS)	24.55
01040101110	239015 TUBO INSONORIZ.MUTE 110 (3 MTS)	27.06
01040101125	239017 TUBO INSONORIZ.MUTE 125 (3 MTS)	38.45

UNIOES PVC-U INSONOR**UNIOES PVC-U INSONORIZADAS MUTE DIN**

01040601075	240066 UNIAO PVC-U INSONORIZ. MUTE 75	3.45
01040601090	240067 UNIAO PVC-U INSONORIZ. MUTE 90	4.64

ABRACADEIRAS DIVERSAS**ABRACAD.CLIP EM PVC****ABRACAD.CLIP DUPLA PVC P/TUBO MULTICAMAD**

0141130218	ABRACADEIRA CLIP DUPLA M6X18	0.45
0141130222	ABRACADEIRA CLIP DUPLA M6X22	0.48
0141130228	ABRACADEIRA CLIP DUPLA M6X28	0.65

ABRACAD.CLIP SIMPLES PVC P/TUBO MULTICA.

0141130118	ABRACADEIRA CLIP SIMPL.M6X18 16-18	0.25
0141130122	ABRACADEIRA CLIP SIMPL.M6X22 20-22	0.26
0141130125	ABRACADEIRA CLIP SIMPL.M6X25	0.31
0141130128	ABRACADEIRA CLIP SIMPL.M6X28	0.36
0141130132	ABRACADEIRA CLIP SIMPL.M6X32	0.40
0141130135	ABRACADEIRA CLIP SIMPL.M6X35	0.36
0141130142	ABRACADEIRA CLIP SIMPL.M6X42	0.42
ABRACADEIRAS DUPLAS LACADAS P/MULTIC.		
01411306016	ABRACADEIRA DUPLA LACADA P/MULTIC.16	1.21
01411306020	ABRACADEIRA DUPLA LACADA P/MULTIC.20	1.53
01411306025	ABRACADEIRA DUPLA LACADA P/MULTIC.25	1.89
ABRACADEIRAS SIMPLES LACADAS P/MULTIC.		
01411305016	ABRACADEIRA SIMPLES LACADA P/MULTIC.16	0.54
01411305020	ABRACADEIRA SIMPLES LACADA P/MULTIC.20	0.79
01411305025	ABRACADEIRA SIMPLES LACADA P/MULTIC.25	0.93
ABRACADEIRAS PLAST.ISONYL		
01411303015	ABRACADEIRA PLAST.ISONYL - 375 BR 15-16	0.23
01411303018	ABRACADEIRA PLAST.ISONYL - 375 BR 18-20	0.23
01411303022	ABRACADEIRA PLAST.ISONYL - 375 BR 22-25	0.25
ABRACADEIRAS PLAST.TUB-RING DUPLAS		
01411304015	ABRACADEIRA PLAST.TUB-RING DUPLA 15-16	0.26
01411304020	ABRACADEIRA PLAST.TUB-RING DUPLA 20	0.33
01411304025	ABRACADEIRA PLAST.TUB-RING DUPLA 25-26	0.41
ABRACAD.PERA C/PORCA		
ABRAÇADEIRAS PERA P/ VARAO ROSC. "FCS"		
01410602100	ABRAÇ.PERA FCS P/ V.ROSC.M10X100 5"	5.26
01410602125	ABRAÇ.PERA FCS P/ V.ROSC.M10X125 6"	5.56
01410602150	ABRAÇ.PERA FCS P/ V.ROSC.M12X150 8"	8.84
ABRAÇADEIRAS PERA P/ VARAO ROSCADO		
01410601020	ABRAC.PERA P/V.ROSC.1/2	0.68
01410601025	ABRAC.PERA P/V.ROSC.3/4	0.71
01410601032	ABRAC.PERA P/V.ROSC.1	0.76
01410601040	ABRAC.PERA P/V.ROSC.11/4	0.86
01410601050	ABRAC.PERA P/V.ROSC.11/2	1.01
01410601063	ABRAC.PERA P/V.ROSC.2	1.45
01410601075	ABRAC.PERA P/V.ROSC.21/2	2.22
01410601090	ABRAC.PERA P/V.ROSC.3	2.43
01410601110	ABRAC.PERA P/V.ROSC.4	2.98
01410601125	ABRAC.PERA P/V.ROSC.5	4.38
01410601150	ABRAC.PERA P/V.ROSC.6	4.75
01410601200	ABRAC.PERA P/V.ROSC.8	7.36
ABRACADEIRA ABA-ROB		
ABRACADEIRA "ABA-ROBUST" ACO SS1142		
014109012931	ABRAC.ROBUST ACO 29-31 3/4	1.65
014109013639	ABRAC.ROBUST ACO 36-39 1	1.75
014109014447	ABRAC.ROBUST ACO 44-47 11/4	2.20
014109014851	ABRAC.ROBUST ACO 48-51	2.28
014109015255	ABRAC.ROBUST ACO 52-55 11/2	2.35
014109016467	ABRAC.ROBUST ACO 64-67 2	2.88
ABRACADEIRA ARCO		
ABRAÇADEIRA "ARCO"		
01410701010	ABRACADEIRA ARCO A-T 10	0.54
01410701012	ABRACADEIRA ARCO A-T 12	0.54
ABRACADEIRAS ABA		
ABRACADEIRA "ABA" 9MM INOX		
014108051320	ABRAC.9MM INOX 13-20 1/2	2.09
014108051928	ABRAC.9MM INOX 19-28 3/4	2.28
014108052638	ABRAC.9MM INOX 26-38 1	2.76



ABRACADEIRAS "ABA" 12MM GALVANIZADA

014108031524	ABRAC.12MM GALVANIZADA 15-24 1/2	0.86
014108031928	ABRAC.12MM GALVANIZADA 19-28 3/4"	0.90
014108032638	ABRAC.12MM GALVANIZADA 26-38 1	0.91
014108033244	ABRAC.12MM GALVANIZADA 32-44 11/4	1.00
014108033850	ABRAC.12MM GALVANIZADA 38-50 11/2	1.02
014108035065	ABRAC.12MM GALVANIZADA 50-65 2	1.22
014108035875	ABRAC.12MM GALVANIZADA 58-75 21/2	1.39
014108037795	ABRAC.12MM GALVANIZADA 77-95 3	1.42
0141080387112	ABRAC.12MM GALVANIZADA 87-112 4	1.69

ABRACADEIRAS "ABA" 12MM INOX

014108041928	ABRAC.12MM INOX 19-28 3/4	2.96
014108042638	ABRAC.12MM INOX 26-38 1	3.05
014108043244	ABRAC.12MM INOX 32-44 11/4	3.13
014108043850	ABRAC.12MM INOX 38-50 11/2	3.18
014108045065	ABRAC.12MM INOX 50-65 2	3.86

ABRACADEIRAS "ABA" 9MM GALVANIZADA

014108021117	ABRAC.9MM GALVANIZADA 11-17 3/8	0.69
014108021320	ABRAC.9MM GALVANIZADA 13-20 1/2	0.74
014108021928	ABRAC.9MM GALVANIZADA 17-26 3/4	0.86
014108022638	ABRAC.9MM GALVANIZADA 26-38 1	0.89
014108023244	ABRAC.9MM GALVANIZADA 32-44 11/4	0.93

ABRACADEIRAS "ABA" MINABA GALVANIZADA

014108011517	ABRAC.MINABA GALVANIZADA 17	0.58
--------------	-----------------------------	------

ABRACADEIRAS TIPO VERIFLEX

01410807125010	ABRACADEIRA TIPO VERIFLEX 10-17 3/8	0.49
01410807125012	ABRACADEIRA TIPO VERIFLEX 12-20 1/2	0.50
01410807125015	ABRACADEIRA TIPO VERIFLEX 15-25 3/4	0.50

CHAVES "ABA"

0141080601	CHAVE FLEXIVEL ABA	20.32
------------	--------------------	-------

ABRACADEIRAS C/PARAF**ABRACADEIRAS C/PARAFUSO (ESCAPULAS)**

01410101012	ABRAC.C/PARAFUSO 3/8	0.22
01410101020	ABRAC.C/PARAFUSO 1/2	0.25
01410101025	ABRAC.C/PARAFUSO 3/4	0.28
01410101032	ABRAC.C/PARAFUSO 1	0.30
01410101040	ABRAC.C/PARAFUSO 11/4	0.33
01410101050	ABRAC.C/PARAFUSO 11/2	0.35
01410101063	ABRAC.C/PARAFUSO 2	0.33
01410101075	ABRAC.C/PARAFUSO 21/2	0.43
01410101090	ABRAC.C/PARAFUSO 3	0.55
01410101110	ABRAC.C/PARAFUSO 4	0.68
01410101125	ABRAC.C/PARAFUSO 5 125	0.69
01410101140	ABRAC.C/PARAFUSO 6 140	0.72
01410101160	ABRAC.C/PARAFUSO 160	0.87
01410101200	ABRAC.C/PARAFUSO 200	0.98

ABRACADEIRAS C/PARAFUSO INOX

01410102020	ABRAC.C/PARAFUSO INOX 1/2	1.26
-------------	---------------------------	------

ABRACADEIRAS FIVELA**ABRACADEIRAS FIVELA POLIAMIDA PRETA**

014115011350	ABRACAD.FIVELA POLIAMIDA PRETA 135X2,6	0.01
014115012900	ABRACAD.FIVELA POLIAMIDA PRETA 290X3,6	0.03
014115013000	ABRACAD.FIVELA POLIAMIDA PRETA 300X3,6	0.03
014115013600	ABRACAD.FIVELA POLIAMIDA PRETA 360X4,8	0.05
014115013675	ABRACAD.FIVELA POLIAMIDA PRETA 360X7,8	0.11

ABRACADEIRAS FIVELA POLIAMIDA TRANSP.

014115021000	ABRACAD.FIVELA POLIAMIDA TRANSP. 100X2.5	0.03
--------------	--	------



014115022900	ABRAÇAD.FIVELA POLIAMIDA TRANSP. 290X3,6	0.03
014115023000	ABRAÇAD.FIVELA POLIAMIDA TRANSP. 300X3,6	0.03
BUCHA P/FIVELA POLIAMIDA PRETA		
01411510559160	BUCHA FIVELA POLIAMIDA PRETA	0.07
ABRACADEIRAS FIX RIN		
ABRAÇADEIRAS FIX RING DUPLAS		
0141140216	ABRAÇ.FIX RING DUPLAS 16	0.22
0141140218	ABRAÇ.FIX RING DUPLAS 18	0.24
0141140220	ABRAÇ.FIX RING DUPLAS 20	0.24
0141140225	ABRAÇ.FIX RING DUPLAS 25	0.29
ABRAÇADEIRAS FIX RING SIMPLES		
0141140116	ABRAÇ.FIX RING SIMPL.16	0.18
0141140118	ABRAÇ.FIX RING SIMPL.18	0.19
0141140120	ABRAÇ.FIX RING SIMPL.20	0.20
0141140125	ABRAÇ.FIX RING SIMPL.25	0.23
ABRACADEIRAS HERCULE		
ABRACADEIRAS HERCULES		
01411201020	ABRACADEIRA HERCULES 1/2	0.54
01411201025	ABRACADEIRA HERCULES 3/4	0.70
01411201032	ABRACADEIRA HERCULES 1	0.72
01411201040	ABRACADEIRA HERCULES 11/4	0.76
01411201050	ABRACADEIRA HERCULES 11/2	0.75
01411201063	ABRACADEIRA HERCULES 2	0.82
01411201075	ABRACADEIRA HERCULES 21/2	0.82
01411201090	ABRACADEIRA HERCULES 3	0.84
01411201110	ABRACADEIRA HERCULES 4	0.87
ABRACADEIRAS HERCULES INOX		
01411202050	ABRACADEIRA HERCULES INOX 11/2	2.21
01411202063	ABRACADEIRA HERCULES INOX 2	2.25
ABRACADEIRAS NORMA		
ABRAÇADEIRAS "NORMA" ALEMA		
01410501001	ABRACADEIRA NORMA ALEMA 3/8	0.36
0141050101	ABRACADEIRA NORMA ALEMA 1/2	0.37
0141050102	ABRACADEIRA NORMA ALEMA 3/4	0.39
0141050103	ABRACADEIRA NORMA ALEMA 1	0.41
0141050104	ABRACADEIRA NORMA ALEMA 11/4	0.43
0141050105	ABRACADEIRA NORMA ALEMA 11/2	0.44
0141050106	ABRACADEIRA NORMA ALEMA 2	0.48
0141050107	ABRACADEIRA NORMA ALEMA 21/2	0.54
0141050108	ABRACADEIRA NORMA ALEMA 3	0.60
ABRACADEIRAS P/TUBO		
ABRACADEIRAS DUPLAS FILTUBE P/TUBO INOX		
0141110215	ABRAC.DUPLA P/TUBO INOX 15	1.59
0141110218	ABRAC.DUPLA P/TUBO INOX 18	1.64
0141110222	ABRAC.DUPLA P/TUBO INOX 22	1.81
ABRACADEIRAS P/TUBO PVC RECTANGULAR		
0141100101	ABRAC.P/TUBO PVC RECTANG.80X40	2.60
ABRACADEIRAS SIMPLES FILTUBE P/TUBO INOX		
0141110112	ABRAC.SIMPLES P/TUBO INOX 12	0.70
0141110115	ABRAC.SIMPLES P/TUBO INOX 15	0.56
0141110118	ABRAC.SIMPLES P/TUBO INOX 18	0.65
0141110122	ABRAC.SIMPLES P/TUBO INOX 22	0.94
0141110128	ABRAC.SIMPLES P/TUBO INOX 28	1.44
0141110135	ABRAC.SIMPLES P/TUBO INOX 35	2.46
0141110142	ABRAC.SIMPLES P/TUBO INOX 42	2.90
0141110154	ABRAC.SIMPLES P/TUBO INOX 54	4.00
BASES P/ABRACADEIRAS EM ACO INOX		



01411103005	BASE P/ABRAC.ACO INOX 5MM	0.38
ABRACADEIRAS P/VARAO		
ABRACAD.P/VARAO ROSC.C/PORCA M8/M10 INOX		
01410406025	ABRAÇADEIRA C/PORCA REF.M8+10 25 INOX	1.77
01410406075	ABRAÇADEIRA C/PORCA REF.M8+10 75 INOX	5.50
01410406090	ABRAÇADEIRA C/PORCA REF.M8+10 90 INOX	6.06
01410406110	ABRAÇADEIRA C/PORCA REF.M8+10 110 INOX	6.99
01410406160	ABRAÇADEIRA C/PORCA REF.M8+10 160 INOX	6.99
01410406200	ABRAÇADEIRA C/PORCA REF.M8+10 200 INOX	7.53
ABRACAD.P/VARAO ROSC.INSON.M8 INOX		
01410407110	ABRACAD.P/VARAO ROSC.INSON.M8 INOX 110	2.75
ABRACAD.P/VARAO ROSC.INSON.M8/M10 INOX		
01410405032	ABRAC.REF.INSONORIZ.M8/10 32 INOX	3.50
01410405054	ABRAC.REF.INSONORIZ.M8/10 54 INOX	4.13
01410405060	ABRAC.REF.INSONORIZ.M8/10 60 INOX	5.15
01410405090	ABRAC.REF.INSONORIZ.M8/10 90 INOX	9.22
ABRACAD.P/VARAO ROSC.REV.BORR.C/PORCA M8		
01410404002	ABRAC.C/BORRACHA M8X3/8 18MM	0.77
01410404003	ABRAC.C/BORRACHA M8X1/2 17-19MM	0.78
0141040401	ABRAC.C/BORRACHA.M8X1/2 22MM	0.81
0141040402	ABRAC.C/BORRACHA.M8X3/4 28MM	0.86
0141040403	ABRAC.C/BORRACHA.M8X1 35MM	0.93
0141040404	ABRAC.C/BORRACHA.M8X11/4 42MM	0.99
0141040405	ABRAC.C/BORRACHA.M8X11/2 48MM	1.11
0141040406	ABRAC.C/BORRACHA.M8X54MM	1.26
01410404061	ABRAC.C/BORRACHA.M8X2 60MM	1.25
0141040407	ABRAC.C/BORRACHA.M8X21/2 75M	1.39
0141040408	ABRAC.C/BORRACHA.M8X3 90M	1.54
0141040409	ABRAC.C/BORRACHA.M8X110MM	1.90
0141040410	ABRAC.C/BORRACHA.M8X125MM	2.09
0141040411	ABRAC.C/BORRACHA.M8/10X140MM	2.50
0141040412	ABRAC.C/BORRACHA.M8/10X160MM	2.82
0141040413	ABRAC.C/BORRACHA.M8/10X200MM	6.06
0141040414	ABRAC.C/BORRACHA.M8/10X250MM	6.80
0141040415	ABRAC.C/BORRACHA.M8/10X320-335MM	SobConsulta
ABRACADEIRAS P/VARAO ROSC.C/PORCA M8/M10		
0141040101	ABRAC.C/PORC.M8/M10X1/2 22MM	0.69
0141040102	ABRAC.C/PORC.M8/M10X3/4 28MM	0.78
0141040103	ABRAC.C/PORC.M8/M10X1 35MM	0.93
0141040104	ABRAC.C/PORC.M8/M10X11/4 42MM	0.82
0141040105	ABRAC.C/PORC.M8/M10X11/2 48MM	0.88
0141040106	ABRAC.C/PORC.M8/M10X2 60MM	0.96
0141040107	ABRAC.C/PORC.M8/M10X21/2 75MM	1.04
0141040108	ABRAC.C/PORC.M8/M10X3 90MM	1.14
0141040109	ABRAC.C/PORC.M8/M10X4 110MM	1.32
0141040110	ABRAC.C/PORC.M8/M10X125 MM	1.45
0141040111	ABRAC.C/PORC.M8/M10X140 MM	1.83
0141040112	ABRAC.C/PORC.M8/M10X160 MM	2.08
0141040113	ABRAC.C/PORC.M8/M10X200 MM	2.54
0141040115	ABRAC.C/PORC.M8/M10X100 MM	1.17
0141040116	ABRAC.C/PORC.M8/M10X150 MM	1.70
0141040118	ABRAC.C/PORC.M8/M10X54 MM	0.85
0141040119	ABRAC.C/PORCA M8XM10 250 MM	3.78
0141040120	ABRAC.C/PORCA M8XM10 300 MM	4.09
0141040121	ABRAC.C/PORCA M8XM10 314-319 MM	4.24
ABRACADEIRAS, PARAFU		
ABRACADEI.C/ISOLAMENT.PLASTIFICA.P/COBRE		
0141020615	ABRAC.C/ISOL.PLASTIFICADO.P/COBRE M6/15	0.40



0141020618	ABRAC.C/ISOL.PLASTIFICADO.P/COBRE M6/18	0.41
0141020622	ABRAC.C/ISOL.PLASTIFICADO.P/COBRE M6/22	0.52
0141020628	ABRAC.C/ISOL.PLASTIFICADO.P/COBRE M6/28	0.60

ABRACADEIRAS DUPLAS C/PARAFUSOS P/COBRE

014102081416	ABRACADEIRA DUPLA TUBO COBRE 14-16	0.35
014102081618	ABRACADEIRA DUPLA TUBO COBRE 16-18	0.37
014102082022	ABRACADEIRA DUPLA TUBO COBRE 20-22	0.44
014102082628	ABRACADEIRA DUPLA TUBO COBRE 26-28	0.40

ABRACADEIRAS DUPLAS P/COBRE

0141020201	ABRAC.P/COBRE DUPLA M6/10-10	0.25
0141020202	ABRAC.P/COBRE DUPLA M6/12-12	0.25
0141020203	ABRAC.P/COBRE DUPLA M6/14-15	0.29
0141020204	ABRAC.P/COBRE DUPLA M6/16-16	0.30
0141020205	ABRAC.P/COBRE DUPLA M6/18-18	0.32
0141020207	ABRAC.P/COBRE DUPLA M6/22-22	0.33
0141020209	ABRAC.P/COBRE DUPLA M7/28-28	0.37

ABRACADEIRAS ISOFONI.C/BORRACHA P/COBRE

0141020515	ABRAC.ISOFONICA C/BORR.P/COBRE M6/15	0.12
0141020518	ABRAC.ISOFONICA C/BORR.P/COBRE M7/18	0.23
0141020522	ABRAC.ISOFONICA C/BORR.P/COBRE M6/22	0.37
0141020528	ABRAC.ISOFONICA C/BORR.P/COBRE M7/28	0.29
0141020535	ABRAC.ISOFONICA C/BORR.P/COBRE M7/35	0.35

ABRACADEIRAS SIMPLES C/PARAFUSOS P/COBRE

014102071416	ABRACADEIRA SIMPLES TUBO COBRE 14-16	0.28
014102071618	ABRACADEIRA SIMPLES TUBO COBRE 16-18	0.29
014102072022	ABRACADEIRA SIMPLES TUBO COBRE 20-22	0.35
014102072628	ABRACADEIRA SIMPLES TUBO COBRE 26-28	0.36

ABRACADEIRAS SIMPLES P/COBRE

0141020101	ABRAC.P/COBRE SIMP. M6/10	0.19
0141020102	ABRAC.P/COBRE SIMP. M6/12	0.17
0141020103	ABRAC.P/COBRE SIMP. M6/14	0.19
0141020104	ABRAC.P/COBRE SIMP. M6/16	0.18
0141020105	ABRAC.P/COBRE SIMP. M6/18	0.28
0141020107	ABRAC.P/COBRE SIMP. M6/22	0.21
0141020109	ABRAC.P/COBRE SIMP. M6/28	0.24
0141020112	ABRAC.P/COBRE SIMP. M6/35	0.32
0141020115	ABRAC.P/COBRE SIMP. M7/42	0.33
0141020118	ABRAC.P/COBRE SIMP. M7/55	0.48
0141020119	ABRAC.P/COBRE SIMP. M7/52	0.37
01410201M6015	ABRAC.P/COBRE SIMP. M6/15	0.15
01410201M6028	ABRAC.P/COBRE SIMP. M6/28	0.28

BASES P/ABRACADEIRAS P/COBRE

0141020401	BASE TIPO B N.9	0.15
0141020402	BASE TIPO C N.14	0.15
0141020403	BASE TIPO D N.19	0.19
0141020404	BASE TIPO E N.24	0.20
0141020405	BASE TIPO F N.30X10	1.02

PARAFUSOS P/ABRACADEIRAS P/COBRE

01410203001	PARAFUSO M6/30	0.05
0141020301	PARAFUSO M6/40	0.06
01410203010	PARAFUSO M6/50	0.08
0141020302	PARAFUSO M7/40	0.10
0141020303	PARAFUSO M7/50	0.12
0141020305	PARAFUSO M7/70	0.22
0141020306	PARAFUSO M7/80	0.25

FITAS PERFURADAS GAL**FITAS PERFURADAS GALV.SERIE 317 P/ABRAÇ**

01410303100825	ROLO FITA STRIPSTEEL PCL3017 INOXW4 8X25	46.62
----------------	--	-------



01410303210900	UNIBLOCK PCL3017 INOXW4 8MM P/STRIPSTEEL	0.69
01410303317012	ROLO FITA PERFURADA GALV.12X0.8MM (10MT)	4.87
01410303317017	ROLO FITA PERFURADA GALV.17X0.8MM (10MT)	6.06

ACESS.COBRE / BRONZE (SOLDAR / ROSC**ACESS.BRONZE P/SOLD****JOELHOS F. BRONZE P/SOLD.ROSC. RB4090**

01140101010012	JOELHO BRONZE P/SOLD/ROSC.F10X1/2 RB4090	2.04
01140101012012	JOELHO BRONZE P/SOLD/ROSC.F12X1/2 RB4090	1.37
01140101014012	JOELHO BRONZE P/SOLD/ROSC.F14X1/2 RB4090	1.13
01140101015012	JOELHO BRONZE P/SOLD/ROSC.F15X1/2 RB4090	1.19
01140101015034	JOELHO BRONZE P/SOLD/ROSC.F15X3/4 RB4090	2.89
01140101016012	JOELHO BRONZE P/SOLD/ROSC.F16X1/2 RB4090	1.20
01140101016034	JOELHO BRONZE P/SOLD/ROSC.F16X3/4 RB4090	2.42
01140101018012	JOELHO BRONZE P/SOLD/ROSC.F18X1/2 RB4090	1.77
01140101018034	JOELHO BRONZE P/SOLD/ROSC.F18X3/4 RB4090	2.67
01140101022001	JOELHO BRONZE P/SOLD/ROSC.F22X1 RB4090	4.62
01140101022012	JOELHO BRONZE P/SOLD/ROSC.F22X1/2 RB4090	2.81
01140101022034	JOELHO BRONZE P/SOLD/ROSC.F22X3/4 RB4090	2.85
01140101028001	JOELHO BRONZE P/SOLD/ROSC.F28X1 RB4090	6.17
01140101028034	JOELHO BRONZE P/SOLD/ROSC.F28X3/4 RB4090	5.64
01140101035001	JOELHO BRONZE P/SOLD/ROSC.F35X1 RB4090	11.64
01140101035114	JOELHO BRONZE P/SOLD/ROSC.F35X11/4 RB4090	9.44
01140101042112	JOELHO BRONZE P/SOLD/ROSC.F42X11/2 RB4090	24.82
01140101054002	JOELHO BRONZE P/SOLD/ROSC.F54X2 RB4090	SobConsulta

JOELHOS F.C/PATER BRONZE S.ROSC.RB4472

01140103012012	JOELH.F.C/PAT.BRON.P/S.RSC.12X1/2 RB4472	1.67
01140103014012	JOELH.F.C/PAT.BRON.P/S.RSC.14X1/2 RB4472	2.50
01140103015012	JOELH.F.C/PAT.BRON.P/S.RSC.15X1/2 RB4472	1.67
01140103016012	JOELH.F.C/PAT.BRON.P/S.RSC.16X1/2 RB4472	2.70
01140103018012	JOELH.F.C/PAT.BRON.P/S.RSC.18X1/2 RB4472	3.36

JOELHOS M. BRONZE P/SOLD.ROSC.RB4092

01140102012012	JOELHO M BRONZ P/SOLD/ROSC.12X1/2 RB4092	1.76
01140102014012	JOELHO M BRONZ P/SOLD/ROSC.14X1/2 RB4092	1.82
01140102015012	JOELHO M BRONZ P/SOLD/ROSC.15X1/2 RB4092	1.19
01140102015034	JOELHO M BRONZ P/SOLD/ROSC.15X3/4 RB4092	2.19
01140102016012	JOELHO M BRONZ P/SOLD/ROSC.16X1/2 RB4092	2.43
01140102018012	JOELHO M BRONZ P/SOLD/ROSC.18X1/2 RB4092	1.93
01140102018034	JOELHO M BRONZ P/SOLD/ROSC.18X3/4 RB4092	4.23
01140102022034	JOELHO M BRONZ P/SOLD/ROSC.22X3/4 RB4092	2.59
01140102028034	JOELHO M BRONZ P/SOLD/ROSC.28X3/4 RB4092	11.85
01140102028100	JOELHO M BRONZE P/SOLD/ROSC.28X1 RB4092	7.32
01140102035114	JOELHO M BRNZ.P/SOLD/ROSC.35X11/4 RB4092	21.74

ACESSORIOS BRONZE RO**CASQ.DUPLO BRONZE P/ROSCAR RB3280**

01142001008	CASQ.DUPLO BRONZE P/ROSCAR 1/4 RB3280	1.16
01142001010	CASQ.DUPLO BRONZE P/ROSCAR 3/8 RB3280	0.87
01142001020	CASQ.DUPLO BRONZE P/ROSCAR 1/2 RB3280	1.07
01142001025	CASQ.DUPLO BRONZE P/ROSCAR 3/4 RB3280	1.91
01142001032	CASQ.DUPLO BRONZE P/ROSCAR 1 RB3280	2.81
01142001040	CASQ.DUPLO BRONZE P/ROSCAR 11/4 RB3280	4.88
01142001050	CASQ.DUPLO BRONZE P/ROSCAR 11/2 RB3280	7.15
01142001063	CASQ.DUPLO BRONZE P/ROSCAR 2 RB3280	10.44

CASQ.DUPLO RED.BRONZE P/ROSCAR RB3245

01142002020010	CASQ.DUPLO RED.BRON.P/RSC.1/2X3/8 RB3245	0.99
01142002025020	CASQ.DUPLO RED.BRNZ.P/RSC.3/4X1/2 RB3245	2.82
01142002032020	CASQ.DUPLO RED.BRNZ.P/RSC.1X1/2 RB3245	5.16
01142002032025	CASQ.DUPLO RED.BRNZ.P/RSC.1X3/4 RB3245	3.88
01142002040025	CASQ.DUPLO RED.BRNZ.P/RSC.11/4X3/4 RB3245	12.76



01142002040032	CASQ.DUPLO RED.BRON.P/ROSC.11/4X1 RB3245	5.77
01142002050040	CASQ.DUPLO RED.BR.P/RSC.11/2X11/4 RB3245	6.11
01142002063050	CASQ.DUPLO RED.BRONZ.P/RSC.2X11/2 RB3245	10.87

ACESSORIOS COBRE P/S**JOELHOS F/F COBRE RR5090**

0114100110	JOELHO F/F COBRE 10 RR5090	0.81
0114100112	JOELHO F/F COBRE 12 RR5090	0.28
0114100114	JOELHO F/F COBRE 14 RR5090	0.32
0114100115	JOELHO F/F COBRE 15 RR5090	0.28
0114100116	JOELHO F/F COBRE 16 RR5090	0.37
0114100118	JOELHO F/F COBRE 18 RR5090	0.40
0114100122	JOELHO F/F COBRE 22 RR5090	0.65
0114100128	JOELHO F/F COBRE 28 RR5090	1.13
0114100135	JOELHO F/F COBRE 35 RR5090	4.60
0114100142	JOELHO F/F COBRE 42 RR5090	7.60
0114100154	JOELHO F/F COBRE 54 RR5090	14.46

**JOELHOS M/F COBRE RR5092**

0114100212	JOELHO M/F COBRE 12 RR5092	0.61
0114100214	JOELHO M/F COBRE 14 RR5092	0.40
0114100215	JOELHO M/F COBRE 15 RR5092	0.30
0114100216	JOELHO M/F COBRE 16 RR5092	0.49
0114100218	JOELHO M/F COBRE 18 RR5092	0.66
0114100222	JOELHO M/F COBRE 22 RR5092	1.01
0114100228	JOELHO M/F COBRE 28 RR5092	1.84
0114100235	JOELHO M/F COBRE 35 RR5092	7.28
0114100242	JOELHO M/F COBRE 42 RR5092	10.31
0114100254	JOELHO M/F COBRE 54 RR5092	20.05

CASQUILHOS BRONZE P/**CASQ.F.BRONZE P/SOLD./ROSC.RB4270**

01140302012012	CASQ.F BRONZE P/SOLD/ROSC.12X1/2 RB4270	1.02
01140302014012	CASQ.F BRONZE P/SOLD/ROSC.14X1/2 RB4270	1.16
01140302015012	CASQ.F BRONZE P/SOLD/ROSC.15X1/2 RB4270	0.82
01140302015034	CASQ.F BRONZE P/SOLD/ROSC.15X3/4 RB4270	1.56
01140302016012	CASQ.F BRONZE P/SOLD/ROSC.16X1/2 RB4270	1.18
01140302018012	CASQ.F BRONZE P/SOLD/ROSC.18X1/2 RB4270	1.02
01140302018034	CASQ.F BRONZE P/SOLD/ROSC.18X3/4 RB4270	1.46
01140302022001	CASQ.F BRONZE P/SOLD/ROSC.22X1 RB4270	2.41
01140302022012	CASQ.F BRONZE P/SOLD/ROSC.22X1/2 RB4270	1.54
01140302022034	CASQ.F BRONZE P/SOLD/ROSC.22X3/4 RB4270	1.59
01140302028001	CASQ.F BRONZE P/SOLD/ROSC.28X1 RB4270	2.60
01140302028034	CASQ.F BRONZE P/SOLD/ROSC.28X3/4 RB4270	2.70
01140302028114	CASQ.F BRONZE P/SOLD/ROSC.28X11/4 RB4270	6.32
01140302035001	CASQ.F BRONZE P/SOLD/ROSC.35X1 RB4270	4.48
01140302035114	CASQ.F BRONZE P/SOLD/ROSC.35X11/4 RB4270	4.75
01140302042112	CASQ.F BRONZE P/SOLD/ROSC.42X11/2 RB4270	7.83
01140302054002	CASQ.F BRONZE P/SOLD/ROSC.54X2 RB4270	11.90

CASQ.M.BRONZE P/SOLD./ROSC.RB4243

01140301012012	CASQ.M BRONZ.P/SOLD/ROSC.12X1/2 RB4243	0.76
01140301014012	CASQ.M BRONZ.P/SOLD.ROSC.14X1/2 RB4243	0.87
01140301014034	CASQ.M BRONZ.P/SOLD/ROSC.14X3/4 RB4243	1.62
01140301015012	CASQ.M BRONZ.P/SOLD/ROSC.15X1/2 RB4243	0.63
01140301015034	CASQ.M BRONZ.P/SOLD/ROSC.15X3/4 RB4243	1.31
01140301016012	CASQ.M BRONZ.P/SOLD/ROSC.16X1/2 RB4243	0.78
01140301018012	CASQ.M BRONZ.P/SOLD/ROSC.18X1/2 RB4243	0.84
01140301018034	CASQ.M BRONZ.P/SOLD/ROSC.18X3/4 RB4243	1.20
01140301022001	CASQ.M BRONZ.P/SOLD/ROSC.22X1 RB4243	2.00
01140301022012	CASQ.M BRONZ.P/SOLD/ROSC.22X1/2 RB4243	1.56
01140301022034	CASQ.M BRONZ.P/SOLD/ROSC.22X3/4 RB4243	1.13
01140301028001	CASQ.M BRONZ.P/SOLD/ROSC.28X1 RB4243	1.78



01140301028034	CASQ.M BRONZ.P/SOLD/ROSC.28X3/4 RB4243	1.94
01140301028114	CASQ.M BRON.P/SOLD/ROSC.28X11/4 RB4243	3.87
01140301035114	CASQ.M BRON.P/SOLD/ROSC.35X11/4 RB4243	3.26
01140301042112	CASQ.M BRON.P/SOLD/ROSC.42X11/2 RB4243	6.26
01140301054002	CASQ.M BRONZ.P/SOLD/ROSC.54X2 RB4243	15.03
01140301064212	CASQ.M BRON.P/SOLD/ROSC.64X21/2 RB4243	29.17
01140301076212	CASQ.M BRON.P/SOLD/ROSC.76X21/2 RB4243	38.84
01140301108004	CASQ.M BRONZ.P/SOLD/ROSC.108X4 RB4243	133.21

CRUZETAS BRONZE P/RO**CRUZETAS BRONZE P/ROSCAR 3180**

01142601020	CRUZETA BRONZE P/ROSCAR 1/2	5.39
01142601025	CRUZETA BRONZE P/ROSCAR 3/4	9.73

**CURVAS COBRE P/SOLDA****CURVAS F/F COBRE 45.RR5041**

0114110310	CURVA F/F COBRE 45.10 RR5041	1.66
0114110312	CURVA F/F COBRE 45.12 RR5041	1.04
0114110314	CURVA F/F COBRE 45.14 RR5041	0.50
0114110315	CURVA F/F COBRE 45.15 RR5041	0.32
0114110316	CURVA F/F COBRE 45.16 RR5041	0.56
0114110318	CURVA F/F COBRE 45.18 RR5041	0.73
0114110322	CURVA F/F COBRE 45.22 RR5041	0.85
0114110328	CURVA F/F COBRE 45.28 RR5041	1.51
0114110335	CURVA F/F COBRE 45.35 RR5041	5.33
0114110342	CURVA F/F COBRE 45.42 RR5041	9.40
0114110354	CURVA F/F COBRE 45.54 RR5041	17.15
0114110364	CURVA F/F COBRE 45.64 RR5041	58.66
0114110376	CURVA F/F COBRE 45.76 RR5041	70.71
011411039108	CURVA F/F COBRE 45.108 RR5041	170.57

CURVAS F/F COBRE 90.RR5002

0114110110	CURVA F/F COBRE 90.10 RR5002	0.63
0114110112	CURVA F/F COBRE 90.12 RR5002	0.28
0114110114	CURVA F/F COBRE 90.14 RR5002	0.41
0114110115	CURVA F/F COBRE 90.15 RR5002	0.36
0114110116	CURVA F/F COBRE 90.16 RR5002	0.45
0114110118	CURVA F/F COBRE 90.18 RR5002	0.51
0114110122	CURVA F/F COBRE 90.22 RR5002	0.78
0114110128	CURVA F/F COBRE 90.28 RR5002	1.37
0114110135	CURVA F/F COBRE 90.35 RR5002	3.83
0114110142	CURVA F/F COBRE 90.42 RR5002	5.28
0114110154	CURVA F/F COBRE 90.54 RR5002	14.78
0114110164	CURVA F/F COBRE 90.64 RR5002	48.68
0114110176	CURVA F/F COBRE 90.76 RR5002	84.05
0114110189	CURVA F/F COBRE 90.89 RR5002	135.09
011411019108	CURVA F/F COBRE 90.108 RR5002	170.12

CURVAS M/F COBRE 45.RR5040

0114110410	CURVA M/F COBRE 45.10 RR5040	1.87
0114110412	CURVA M/F COBRE 45.12 RR5040	0.71
0114110414	CURVA M/F COBRE 45.14 RR5040	0.60
0114110415	CURVA M/F COBRE 45.15 RR5040	0.31
0114110416	CURVA M/F COBRE 45.16 RR5040	0.76
0114110418	CURVA M/F COBRE 45.18 RR5040	0.75
0114110422	CURVA M/F COBRE 45.22 RR5040	0.73
0114110428	CURVA M/F COBRE 45.28 RR5040	1.55
0114110435	CURVA M/F COBRE 45.35 RR5040	5.86
0114110442	CURVA M/F COBRE 45.42 RR5040	10.22
0114110454	CURVA M/F COBRE 45.54 RR5040	17.11

CURVAS M/F COBRE 90.RR5001

0114110210	CURVA M/F COBRE 90.10 RR5001	1.42
0114110212	CURVA M/F COBRE 90.12 RR5001	0.50



0114110214	CURVA M/F COBRE 90.14 RR5001	0.46
0114110215	CURVA M/F COBRE 90.15 RR5001	0.38
0114110216	CURVA M/F COBRE 90.16 RR5001	0.49
0114110218	CURVA M/F COBRE 90.18 RR5001	0.61
0114110222	CURVA M/F COBRE 90.22 RR5001	0.84
0114110228	CURVA M/F COBRE 90.28 RR5001	2.34
0114110235	CURVA M/F COBRE 90.35 RR5001	6.86
0114110242	CURVA M/F COBRE 90.42 RR5001	10.29
0114110254	CURVA M/F COBRE 90.54 RR5001	19.12
0114110264	CURVA M/F COBRE 90.64 RR5001	64.36
011411029108	CURVA M/F COBRE 90.108 RR5001	195.95

EXTENSAO BRONZE P/RO**EXTENSAO M/F BRONZE P/ROSCAR RB3525**

01142801020040	EXTENSAO M/F BRONZE ROSCAR 1/2X40 RB3525	2.45
01142801020080	EXTENSAO M/F BRONZE ROSCAR 1/2X80 RB3525	4.36
01142801025040	EXTENSAO M/F BRONZE ROSCAR 3/4X40 RB3525	3.41

JOELHOS BRONZE ROSCA**JOELHOS C/PATER BRONZE P/ROSCAR 3471**

01142103020	JOELHO C/PATER BRONZE P/ROSCAR 1/2	1.94
-------------	------------------------------------	------

JOELHOS M/F BRONZE P/ROSCAR RB3092

01142102010	JOELHO M/F BRONZE P/ROSCAR 3/8 RB3092	2.47
01142102020	JOELHO M/F BRONZE P/ROSCAR 1/2 RB3092	2.57
01142102025	JOELHO M/F BRONZE P/ROSCAR 3/4 RB3092	3.26
01142102032	JOELHO M/F BRONZE P/ROSCAR 1 RB3092	5.83
01142102040	JOELHO M/F BRONZE P/ROSCAR 1 1/4 RB3092	15.36
01142102050	JOELHO M/F BRONZE P/ROSCAR 1 1/2 RB3092	21.56
01142102063	JOELHO M/F BRONZE P/ROSCAR 2 RB3092	30.92

JOELHOS RED.BRONZE P/ROSCAR 3090RED

01142104025020	JOELHO RED.BRONZE P/ROSCAR 3/4X1/2	4.33
01142104032025	JOELHO RED.BRONZE P/ROSCAR 1X3/4	4.90

JOELHOS SIMPLES BRONZE P/ROSCAR RB3090

01142101010	JOELHO SIMPLES BRONZE P/ROSCAR 3/8 RB3090	2.35
01142101020	JOELHO SIMPLES BRONZE P/RSCAR 1/2 RB3090	2.94
01142101025	JOELHO SIMPLES BRONZE P/RSCAR 3/4 RB3090	3.96
01142101032	JOELHO SIMPLES BRONZE P/ROSCAR 1 RB3090	7.65
01142101040	JOELHO SIMPLES BRONZE P/RSCAR 1 1/4 RB3090	11.39
01142101050	JOELHO SIMPLES BRONZE P/RSCAR 1 1/2 RB3090	20.19
01142101063	JOELHO SIMPLES BRONZE P/ROSCAR 2 RB3090	34.21

JUNCOES BRONZE P/ROS**JUNCOES M/F BRONZE P/ROSCAR RB3341**

01142402010	JUNCAO M/F BRONZE P/ROSCAR 3/8 RB3341	9.30
01142402020	JUNCAO M/F BRONZE P/ROSCAR 1/2 RB3341	9.36
01142402025	JUNCAO M/F BRONZE P/ROSCAR 3/4 RB3341	9.23
01142402032	JUNCAO M/F BRONZE P/ROSCAR 1 RB3341	19.01
01142402040	JUNCAO M/F BRONZE P/ROSCAR 1 1/4 RB3341	33.51
01142402050	JUNCAO M/F BRONZE P/ROSCAR 1 1/2 BR3341	39.75
01142402063	JUNCAO M/F BRONZE P/ROSCAR 2 RB3341	72.27

JUNCOES SIMPLES BRONZE P/ROSCAR RB3330

01142401010	JUNCAO SIMPLES BR. P/ROSCAR 3/8 RB3330	9.00
01142401020	JUNCAO SIMPLES BR. P/ROSCAR 1/2 RB3330	10.62
01142401025	JUNCAO SIMPLES BR. P/ROSCAR 3/4 RB3330	13.24
01142401032	JUNCAO SIMPLES BR. P/ROSCAR 1 RB3330	21.40
01142401040	JUNCAO SIMPLES BR. P/ROSCAR 1 1/4 RB3330	40.90
01142401050	JUNCAO SIMPLES BR. P/ROSCAR 1 1/2 RB3330	47.26
01142401063	JUNCAO SIMPLES BR. P/ROSCAR 2 RB3330	77.77

JUNCOES BRONZE P/SOL**JUNCOES F.BRONZE P/SOLDAR/ROSC.B4340B**

01140401012	JUNCAO F/F BRONZE P/SOLDAR 12 B4340B	4.37
-------------	--------------------------------------	------



+351 244 800 160
+351 244 802 323



geral@canalcentro.pt
info@canalcentro.pt



R. do Bailadouro s/nº,
2410-211 Pousos



01140401014	JUNCAO F/F BRONZE P/SOLDAR 14 B4340B	5.80
01140401015	JUNCAO F/F BRONZE P/SOLDAR 15 B4340B	3.70
01140401016	JUNCAO F/F BRONZE P/SOLDAR 16 B4340B	6.38
01140401018	JUNCAO F/F BRONZE P/SOLDAR 18 B4340B	4.17
01140401022	JUNCAO F/F BRONZE P/SOLDAR 22 B4340B	6.70
01140401028	JUNCAO F/F BRONZE P/SOLDAR 28 B4340B	9.38
01140401035	JUNCAO F/F BRONZE P/SOLDAR 35 B4340B	16.99
01140401042	JUNCAO F/F BRONZE P/SOLDAR 42 B4340B	29.22
01140401054	JUNCAO F/F BRONZE P/SOLDAR 54 B4340B	44.22

JUNCOES F/F BRON. P/SOLD./ROSC.B4340G

01140402012012	JUNCAO F/F BRON.P/SOLD/RSC.12X1/2 B4340G	4.72
01140402014012	JUNCAO F/F BR.P/SOLD/ROSC.14X1/2 B4340G	6.36
01140402015012	JUNCAO F/F BR.P/SOLD/ROSC.15X1/2 B4340G	3.95
01140402016012	JUNCAO F/F BR.P/SOLD/ROSC.16X1/2 B4340G	6.36
01140402018012	JUNCAO F/F BR.P/SOLD/ROSC.18X1/2 B4340G	4.96
01140402018034	JUNCAO F/F BR.P/SOLD/ROSC.18X3/4 B4340G	7.84
01140402022001	JUNCAO F/F BR.P/SOLD/ROSC.22X1 B4340G	10.11
01140402022034	JUNCAO F/F BR.P/SOLD/ROSC.22X3/4 B4340G	6.06
01140402028001	JUNCAO F/F BR.P/SOLD/ROSC.28X1 B4340G	10.38
01140402035114	JUNCAO F/F BR.P/SOLD/ROSC.35X11/4 B4340G	15.64
01140402042112	JUNCAO F/F BR.P/SOLD/ROSC.42X11/2 B4340G	33.49
01140402054002	JUNCAO F/F BR.P/SOLD/ROSC.54X2 B4340G	52.09

**JUNCOES M/F BRON. P/SOLD./ROSC.B4341G**

01140403012012	JUNCAO M/F BRONZE P/S/ROSC.12X1/2 B4341G	3.39
01140403014012	JUNCAO M/F BRONZE P/S/ROSC.14X1/2 B4341G	4.32
01140403015012	JUNCAO M/F BRONZE P/S/ROSC.15X1/2 B4341G	3.68
01140403016012	JUNCAO M/F BRONZE P/S/ROSC.16X1/2 B4341G	4.32
01140403018012	JUNCAO M/F BRONZE P/S/ROSC.18X1/2 B4341G	3.86
01140403018034	JUNCAO M/F BRONZE P/S/ROSC.18X3/4 B4341G	5.62
01140403022034	JUNCAO M/F BRONZE P/S/ROSC.22X3/4 B4341G	5.64
01140403022100	JUNCAO M/F BRONZE P/S/ROSC.22X1 B4341G	9.67
01140403028001	JUNCAO M/F BRONZE P/S/ROSC.28X1 B4341G	9.88
01140403035114	JUNCAO M/F BRONZE P/S/RSC.35X11/4 B4341G	14.04
01140403042112	JUNCAO M/F BRONZE P/S/RSC.42X11/2 B4341G	23.07
01140403054002	JUNCAO M/F BRONZE P/S/ROSC.54X2 B4341G	40.48

PORCAS BRONZE P/ROSC**PORCAS RED.M/F BRONZE P/ROSCAR RB3241**

01142501010008	PORCA RED.M/F BR.P/ROSCAR 3/8X1/4 RB3241	2.37
01142501020008	PORCA RED.M/F BR.P/ROSCAR 1/2X1/4 RB3241	1.13
01142501020010	PORCA RED.M/F BR.P/ROSCAR 1/2X3/8 RB3241	0.96
01142501025020	PORCA RED.M/F BR.P/ROSCAR 3/4X1/2 RB3241	1.17
01142501032020	PORCA RED.M/F BR.P/ROSCAR 1X1/2 RB3241	2.63
01142501032025	PORCA RED.M/F BR.P/ROSCAR 1X3/4 RB3241	2.04
01142501040020	PORCA RED.M/F BR.P/ROSCAR 11/4X1/2 RB324	7.88
01142501040025	PORCA RED.M/F BR.P/ROSCAR 11/4X3/4 RB324	5.03
01142501040032	PORCA RED.M/F BR.P/ROSCAR 11/4X1 RB3241	3.75
01142501050020	PORCA RED.M/F BR.P/ROSCAR 11/2X1/2 RB324	5.95
01142501050025	PORCA RED.M/F BR.P/ROSCAR 11/2X3/4 RB324	10.10
01142501050032	PORCA RED.M/F BR.P/ROSCAR 11/2X1 RB3241	5.81
01142501050040	PORCA RED.M/F BR.P/ROS 11/2X11/4 RB3241	3.97
01142501063032	PORCA RED.M/F BR.P/ROSCAR 2X1 RB3241	10.96
01142501063040	PORCA RED.M/F BR.P/ROSCAR 2X11/4 RB3241	11.49
01142501063050	PORCA RED.M/F BR.P/ROSCAR 2X11/2 RB3241	11.45

TAMPOES BRONZE P/ROS**TAMPOES FEMEO BRONZE P/ROSCAR RB3301**

01142702020	TAMPAO F BRONZE P/ROSCAR 1/2 RB3301	1.74
01142702025	TAMPAO F BRONZE P/ROSCAR 3/4 RB3301	1.88
01142702032	TAMPAO F BRONZE P/ROSCAR 1 RB3301	4.53
01142702040	TAMPAO F BRONZE P/ROSCAR 11/4 RB3301	6.40



01142702050	TAMPAO F BRONZE P/ROSCAR 11/2 RB3301	7.76
01142702063	TAMPAO F BRONZE P/ROSCAR 2 RB3301	16.48

TAMPOES MACHO BRONZE P/ROSCAR RB3290

01142701010	TAMPAO M BRONZE P/ROSCAR 3/8 RB3290	1.51
01142701020	TAMPAO M BRONZE P/ROSCAR 1/2 RB3290	1.05
01142701025	TAMPAO M BRONZE P/ROSCAR 3/4 RB3290	1.72
01142701032	TAMPAO M BRONZE P/ROSCAR 1 RB3290	3.11
01142701040	TAMPAO M BRONZE P/ROSCAR 11/4 RB3290	4.70
01142701050	TAMPAO M BRONZE P/ROSCAR 11/2 RB3290	7.14
01142701063	TAMPAO M BRONZE P/ROSCAR 2 RB3290	12.94

TAMPOES COBRE P/SOLD**TAMPOES FEMEO COBRE RR5301**

0114140112	TAMPAO F COBRE 12 RR5301	0.86
0114140114	TAMPAO F COBRE 14 RR5301	0.96
0114140115	TAMPAO F COBRE 15 RR5301	0.46
0114140116	TAMPAO F COBRE 16 RR5301	1.06
0114140118	TAMPAO F COBRE 18 RR5301	0.56
0114140122	TAMPAO F COBRE 22 RR5301	0.96
0114140128	TAMPAO F COBRE 28 RR5301	1.80
0114140135	TAMPAO F COBRE 35 RR5301	4.85
0114140142	TAMPAO F COBRE 42 RR5301	8.49
0114140154	TAMPAO F COBRE 54 RR5301	12.13
0114140176	TAMPAO F COBRE 76 RR5301	50.53
01141401889	TAMPAO F COBRE 88.9 RR5301	58.98
011414019108	TAMPAO F COBRE 108 RR5301	87.40

**TES BRONZE P/SOLDAR/****TE BRONZE P/SOLD./ROSC./RB4130**

01140201012012	TE BRONZE P/SOLDAR/ROSCAR 12X1/2 RB4130	2.11
01140201014012	TE BRONZE P/SOLDAR/ROSCAR 14X1/2 RB4130	1.64
01140201015012	TE BRONZE P/SOLDAR/ROSCAR 15X1/2 RB4130	1.93
01140201016012	TE BRONZE P/SOLDAR/ROSCAR 16X1/2 RB4130	1.99
01140201018012	TE BRONZE P/SOLDAR/ROSCAR 18X1/2 RB4130	2.34
01140201018034	TE BRONZE P/SOLDAR/ROSCAR 18X3/4 RB4130	3.86
01140201022012	TE BRONZE P/SOLDAR/ROSCAR 22X1/2 RB4130	3.68
01140201022034	TE BRONZE P/SOLDAR/ROSCAR 22X3/4 RB4130	4.28
01140201028001	TE BRONZE P/SOLDAR/ROSCAR 28X1 RB4130	8.44
01140201028012	TE BRONZE P/SOLDAR/ROSCAR 28X1/2 RB4130	5.72
01140201028034	TE BRONZE P/SOLDAR/ROSCAR 28X3/4 RB4130	7.22

TES BRONZE ROSCAR/RO**TES REDUÇÃO BRONZE P/ROSCAR 3130RED**

01142202025020020	TE RED.BRONZE P/ROSC.3/4X1/2X1/2	8.63
01142202025020025	TE RED.BRONZE P/ROSC.3/4X1/2X3/4	8.52
01142202025025020	TE RED.BRONZE P/ROSC.3/4X3/4X1/2	10.15
01142202032020032	TE RED.BRONZE P/ROSC.1X1/2X1	10.02
01142202032025032	TE RED.BRONZE P/ROSC.1X3/4X1	10.10

TES SIMPLES BRONZE P/ROSCAR RB3130

01142201010	TE SIMPLES BRONZE P/ROSCAR 3/8 RB3130	3.17
01142201020	TE SIMPLES BRONZE P/ROSCAR 1/2 RB3130	2.82
01142201025	TE SIMPLES BRONZE P/ROSCAR 3/4 RB3130	4.84
01142201032	TE SIMPLES BRONZE P/ROSCAR 1 RB3130	7.23
01142201040	TE SIMPLES BRONZE P/ROSCAR 11/4 RB3130	19.68
01142201050	TE SIMPLES BRONZE P/ROSCAR 11/2 RB3130	28.13
01142201063	TE SIMPLES BRONZE P/ROSCAR 2 RB3130	47.01

TES COBRE P/SOLDAR**TES AUMENTADO CENTRO COBRE RR5130**

01141205121412	TE AUMENT.CENTRO COBRE 12X14X12 RR5130	1.36
01141205121512	TE AUMENT.CENTRO COBRE 12X15X12 RR5130	2.61
01141205121612	TE AUMENT.CENTRO COBRE 12X16X12 RR5130	1.85



01141205141614	TE AUMENT.CENTRO COBRE 14X16X14 RR5130	1.46
01141205141814	TE AUMENT.CENTRO COBRE 14X18X14 RR5130	1.61
01141205142214	TE AUMENT.CENTRO COBRE 14X22X14 RR5130	3.14
01141205151815	TE AUMENT.CENTRO COBRE 15X18X15 RR5130	2.42
01141205152215	TE AUMENT.CENTRO COBRE 15X22X15 RR5130	5.13
01141205161816	TE AUMENT.CENTRO COBRE 16X18X16 RR5130	2.35
01141205162216	TE AUMENT.CENTRO COBRE 16X22X16 RR5130	3.32
01141205182218	TE AUMENT.CENTRO COBRE 18X22X18 RR5130	3.32
01141205182818	TE AUMENT.CENTRO COBRE 18X28X18 RR5130	10.02
01141205222822	TE AUMENT.CENTRO COBRE 22X28X22 RR5130	6.49
01141205283528	TE AUMENT.CENTRO COBRE 28X35X28 RR5130	12.42

TES AUMENTADO EXTREMO COBRE RR5130

01141206151212	TE AUMENT.EXTREMO COBRE 15X12X12 RR5130	2.48
01141206161212	TE AUMENT.EXTREMO COBRE 16X12X12 RR5130	1.55
01141206161414	TE AUMENT.EXTREMO COBRE 16X14X14 RR5130	1.06
01141206181212	TE AUMENT.EXTREMO COBRE 18X12X12 RR5130	4.52
01141206181414	TE AUMENT.EXTREMO COBRE 18X14X14 RR5130	2.01
01141206181515	TE AUMENT.EXTREMO COBRE 18X15X15 RR5130	1.17
01141206181616	TE AUMENT.EXTREMO COBRE 18X16X16 RR5130	2.14
01141206221414	TE AUMENT.EXTREMO COBRE 22X14X14 RR5130	3.50
01141206221515	TE AUMENT.EXTREMO COBRE 22X15X15 RR5130	2.13
01141206221616	TE AUMENT.EXTREMO COBRE 22X16X16 RR5130	3.21
01141206221818	TE AUMENT.EXTREMO COBRE 22X18X18 RR5130	2.49
01141206281515	TE AUMENT.EXTREMO COBRE 28X15X15 RR5130	8.33
01141206281616	TE AUMENT.EXTREMO COBRE 28X16X16 RR5130	5.53
01141206281818	TE AUMENT.EXTREMO COBRE 28X18X18 RR5130	9.06
01141206282222	TE AUMENT.EXTREMO COBRE 28X22X22 RR5130	4.87
01141206352222	TE AUMENT.EXTREMO COBRE 35X22X22 RR5130	16.56
01141206352828	TE AUMENT.EXTREMO COBRE 35X28X28 RR5130	10.76
01141206423535	TE AUMENT.EXTREMO COBRE 42X35X35 RR5130	29.50

TES F/F COBRE RR5130

0114120110	TE F/F COBRE 10 RR5130	1.21
0114120112	TE F/F COBRE 12 RR5130	0.51
0114120114	TE F/F COBRE 14 RR5130	0.49
0114120115	TE F/F COBRE 15 RR5130	0.40
0114120116	TE F/F COBRE 16 RR5130	0.58
0114120118	TE F/F COBRE 18 RR5130	0.83
0114120122	TE F/F COBRE 22 RR5130	1.21
0114120128	TE F/F COBRE 28 RR5130	2.36
0114120135	TE F/F COBRE 35 RR5130	6.84
0114120142	TE F/F COBRE 42 RR5130	12.85
0114120154	TE F/F COBRE 54 RR5130	21.76
0114120164	TE F/F COBRE 64 RR5130	65.15
0114120176	TE F/F COBRE 76.1 RR5130	80.65
0114120189	TE F/F COBRE 89 RR5130	141.74
011412019108	TE F/F COBRE 108 RR5130	184.81

TES REDUZIDO EXTREMO COBRE RR5130

01141204151512	TE RED.EXTREMO COBRE 15X15X12 RR5130	2.49
01141204161614	TE RED.EXTREMO COBRE 16X16X14 RR5130	1.10
01141204181812	TE RED.EXTREMO COBRE 18X18X12 RR5130	5.46
01141204181814	TE RED.EXTREMO COBRE 18X18X14 RR5130	2.07
01141204181815	TE RED.EXTREMO COBRE 18X18X15 RR5130	1.44
01141204181816	TE RED.EXTREMO COBRE 18X18X16 RR5130	2.08
01141204222214	TE RED.EXTREMO COBRE 22X22X14 RR5130	3.30
01141204222215	TE RED.EXTREMO COBRE 22X22X15 RR5130	3.23
01141204222216	TE RED.EXTREMO COBRE 22X22X16 RR5130	3.55
01141204222218	TE RED.EXTREMO COBRE 22X22X18 RR5130	3.82
01141204282815	TE RED.EXTREMO COBRE 28X28X15 RR5130	9.44
01141204282818	TE RED.EXTREMO COBRE 28X28X18 RR5130	8.17



01141204282822	TE RED.EXTREMO COBRE 28X28X22 RR5130	6.44
01141204353515	TE RED.EXTREMO COBRE 35X35X15 RR5130	17.52
01141204353522	TE RED.EXTREMO COBRE 35X35X22 RR5130	19.23
01141204353528	TE RED.EXTREMO COBRE 35X35X28 RR5130	18.17
01141204424228	TE RED.EXTREMO COBRE 42X42X28 RR5130	31.35
01141204424235	TE RED.EXTREMO COBRE 42X42X35 RR5130	29.12

TES REDUZIDO AO CENTRO COBRE RR5130

01141203141214	TE RED.CENTRO COBRE 14X12X14 RR5130	0.72
01141203151215	TE RED.CENTRO COBRE 15X12X15 RR5130	0.97
01141203161416	TE RED.CENTRO COBRE 16X14X16 RR5130	0.89
01141203181218	TE RED.CENTRO COBRE 18X12X18 RR5130	1.69
01141203181418	TE RED.CENTRO COBRE 18X14X18 RR5130	1.05
01141203181518	TE RED.CENTRO COBRE 18X15X18 RR5130	0.74
01141203181618	TE RED.CENTRO COBRE 18X16X18 RR5130	1.98
01141203221222	TE RED.CENTRO COBRE 22X12X22 RR5130	3.62
01141203221422	TE RED.CENTRO COBRE 22X14X22 RR5130	1.84
01141203221522	TE RED.CENTRO COBRE 22X15X22 RR5130	0.96
01141203221622	TE RED.CENTRO COBRE 22X16X22 RR5130	1.91
01141203221822	TE RED.CENTRO COBRE 22X18X22 RR5130	1.55
01141203281428	TE RED.CENTRO COBRE 28X14X28 RR5130	5.44
01141203281528	TE RED.CENTRO COBRE 28X15X28 RR5130	2.40
01141203281828	TE RED.CENTRO COBRE 28X18X28 RR5130	4.15
01141203282228	TE RED.CENTRO COBRE 28X22X28 RR5130	2.64
01141203351535	TE RED.CENTRO COBRE 35X15X35 RR5130	11.34
01141203351835	TE RED.CENTRO COBRE 35X18X35 RR5130	11.72
01141203352235	TE RED.CENTRO COBRE 35X22X35 RR5130	7.57
01141203352835	TE RED.CENTRO COBRE 35X28X35 RR5130	10.79
01141203421542	TE RED.CENTRO COBRE 42X15X42 RR5130	22.96
01141203421842	TE RED.CENTRO COBRE 42X18X42 RR5130	24.75
01141203422242	TE RED.CENTRO COBRE 42X22X42 RR5130	16.43
01141203422842	TE RED.CENTRO COBRE 42X28X42 RR5130	18.40
01141203423542	TE RED.CENTRO COBRE 42X35X42 RR5130	22.78
01141203542254	TE RED.CENTRO COBRE 54X22X54 RR5130	36.51
01141203542854	TE RED.CENTRO COBRE 54X28X54 RR5130	39.08
01141203543554	TE RED.CENTRO COBRE 54X35X54 RR5130	39.69
01141203544254	TE RED.CENTRO COBRE 54X42X54 RR5130	40.01
01141203763576	TE RED.CENTRO COBRE 76X35X76 RR5130	116.59

TES REDUÇÃO COBRE RR5130

01141202181614	TE RED.COBRE 18X16X14 RR5130	2.07
01141202182215	TE RED.COBRE 18X22X15 RR5130	4.74
01141202221418	TE RED.COBRE 22X14X18 RR5130	3.78
01141202221518	TE RED.COBRE 22X15X18 RR5130	2.36
01141202221814	TE RED.COBRE 22X18X14 RR5130	2.77
01141202221815	TE RED.COBRE 22X18X15 RR5130	4.67
01141202221816	TE RED.COBRE 22X18X16 RR5130	3.27
01141202281518	TE RED.COBRE 28X15X18 RR5130	5.52
01141202281522	TE RED.COBRE 28X15X22 RR5130	6.03
01141202281815	TE RED.COBRE 28X18X15 RR5130	8.95
01141202281822	TE RED.COBRE 28X18X22 RR5130	5.98
01141202282215	TE RED.COBRE 28X22X15 RR5130	9.50
01141202282218	TE RED.COBRE 28X22X18 RR5130	8.59
01141202351828	TE RED.COBRE 35X18X28 RR5130	10.70
01141202352228	TE RED.COBRE 35X22X28 RR5130	10.48
01141202352822	TE RED.COBRE 35X28X22 RR5130	15.76
01141202422235	TE RED.COBRE 42X22X35 RR5130	23.17
0114120276135761	TE RED.COBRE 76.1X35X76.1 RR5130	116.59
0114120276142761	TE RED.COBRE 76.1X42X76.1 RR5130	126.97
0114120276154761	TE RED.COBRE 76.1X54X76.1 RR5130	111.40
0114120288954889	TE RED.COBRE 89.9X54X88.9 RR5130	115.19



01141202889761889	TE RED.COBRE 88.9X76.1X88.9 RR5130	155.95
011412029108889109	TE RED.COBRE 108X88.9X108 RR5130	228.34

UNIOES BRONZE P/ROSC**UNIOES F/F BRONZE P/ROSCAR RB3240**

01142303020010	UNIAO F/F RED.BR. P/ROSC.1/2X3/8 RB3240	1.59
01142303025020	UNIAO F/F RED.BR. P/ROSC.3/4X1/2 RB3240	1.98
01142303032020	UNIAO F/F RED.BR. P/ROSC.1X1/2 RB3240	5.03
01142303032025	UNIAO F/F RED.BR. P/ROSC.1X3/4 RB3240	3.46
01142303040025	UNIAO F/F RED.BR.P/ROSC.11/4X3/4 RB3240	9.32
01142303040032	UNIAO F/F RED.BR. P/ROSC.11/4X1 RB3240	5.34
01142303050032	UNIAO F/F RED.BR. P/ROSC.11/2X1 RB3240	12.63
01142303050040	UNIAO F/F RED.BR.P/ROSC.11/2X11/4 RB3240	10.15
01142303063050	UNIAO F/F RED.BR. P/ROSC.2X11/2 RB3240	22.05

UNIOES M/F RED BRONZE P/ROSCAR RB3242

01142304020025	UNIAO M/F RED.BR. P/ROSC.1/2X3/4 RB3242	4.86
----------------	---	------

UNIOES SIMPLES BRONZE P/ROSCAR RB3270

01142301010	UNIAO SIMP. BRONZE P/ROSCAR 3/8 RB3270	0.97
01142301020	UNIAO SIMP. BRONZE P/ROSCAR 1/2 RB3270	2.61
01142301025	UNIAO SIMP. BRONZE P/ROSCAR 3/4 RB3270	2.97
01142301032	UNIAO SIMP. BRONZE P/ROSCAR 1 RB3270	11.35
01142301040	UNIAO SIMP. BRONZE P/ROSCAR 11/4 RB3270	6.96
01142301050	UNIAO SIMP. BRONZE P/ROSCAR 11/2 RB3270	12.83
01142301063	UNIAO SIMP. BRONZE P/ROSCAR 2 RB3270	24.56

UNIOES COBRE P/SOLDA**UNIOES CRUZAMENTO F/F COBRE RR5085**

0114130312	UNIAO CRUZAM.F/F COBRE 12 RR5085	3.66
0114130314	UNIAO CRUZAM.F/F COBRE 14 RR5085	3.79
0114130315	UNIAO CRUZAM.F/F COBRE 15 RR5085	1.77
0114130316	UNIAO CRUZAM.F/F COBRE 16 RR5085	4.22
0114130318	UNIAO CRUZAM.F/F COBRE 18 RR5085	4.77
0114130322	UNIAO CRUZAM.F/F COBRE 22 RR5085	6.46

UNIOES CRUZAMENTO M/F COBRE RR5086

0114130412	UNIAO CRUZAM.M/F COBRE 12 RR5086	3.25
0114130414	UNIAO CRUZAM.M/F COBRE 14 RR5086	3.41
0114130415	UNIAO CRUZAM.M/F COBRE 15 RR5086	1.62
0114130416	UNIAO CRUZAM.M/F COBRE 16 RR5086	3.80
0114130418	UNIAO CRUZAM.M/F COBRE 18 RR5086	3.96
0114130422	UNIAO CRUZAM.M/F COBRE 22 RR5086	5.55

UNIOES F/F COBRE RR5270

0114130110	UNIAO F/F COBRE 10 RR5270	0.21
0114130112	UNIAO F/F COBRE 12 RR5270	0.18
0114130114	UNIAO F/F COBRE 14 RR5270	0.17
0114130115	UNIAO F/F COBRE 15 RR5270	0.17
0114130116	UNIAO F/F COBRE 16 RR5270	0.19
0114130118	UNIAO F/F COBRE 18 RR5270	0.22
0114130122	UNIAO F/F COBRE 22 RR5270	0.39
0114130128	UNIAO F/F COBRE 28 RR5270	0.76
0114130135	UNIAO F/F COBRE 35 RR5270	1.84
0114130142	UNIAO F/F COBRE 42 RR5270	3.54
0114130154	UNIAO F/F COBRE 54 RR5270	6.00
0114130164	UNIAO F/F COBRE 64 RR5270	17.35
0114130176	UNIAO F/F COBRE 76 RR5270	23.07
01141301889	UNIAO F/F COBRE 88.9 RR5270	24.78
011413019108	UNIAO F/F COBRE 108 RR5270	58.29

UNIOES REDUÇÃO COBRE F/F RR5240

011413021412	UNIAO RED.COBRE 14X12 RR5240	0.46
011413021512	UNIAO RED.COBRE 15X12 RR5240	0.51
011413021514	UNIAO RED.COBRE 15X14 RR5240	0.60



011413021614	UNIAO RED.COBRE 16X14 RR5240	0.46
011413021615	UNIAO RED.COBRE 16X15 RR5240	1.02
011413021812	UNIAO RED.COBRE 18X12 RR5240	1.24
011413021814	UNIAO RED.COBRE 18X14 RR5240	0.75
011413021815	UNIAO RED.COBRE 18X15 RR5240	0.43
011413021816	UNIAO RED.COBRE 18X16 RR5240	0.77
011413022212	UNIAO RED.COBRE 22X12 RR5240	2.73
011413022214	UNIAO RED.COBRE 22X14 RR5240	1.14
011413022215	UNIAO RED.COBRE 22X15 RR5240	1.17
011413022216	UNIAO RED.COBRE 22X16 RR5240	1.22
011413022218	UNIAO RED.COBRE 22X18 RR5240	0.81
011413022814	UNIAO RED.COBRE 28X14 RR5240	2.88
011413022815	UNIAO RED.COBRE 28X15 RR5240	2.60
011413022818	UNIAO RED.COBRE 28X18 RR5240	2.54
011413022822	UNIAO RED.COBRE 28X22 RR5240	1.26
011413023518	UNIAO RED.COBRE 35X18 RR5240	7.75
011413023522	UNIAO RED.COBRE 35X22 RR5240	5.05
011413023528	UNIAO RED.COBRE 35X28 RR5240	6.21
011413024222	UNIAO RED.COBRE 42X22 RR5240	10.59
011413024228	UNIAO RED.COBRE 42X28 RR5240	8.88
011413024235	UNIAO RED.COBRE 42X35 RR5240	6.96
011413025422	UNIAO RED.COBRE 54X22 RR5240	20.71
011413025428	UNIAO RED.COBRE 54X28 RR5240	18.09
011413025435	UNIAO RED.COBRE 54X35 RR5240	14.63
011413025442	UNIAO RED.COBRE 54X42 RR5240	13.31
011413026435	UNIAO RED.COBRE 64X35 RR5240	15.93
011413026454	UNIAO RED.COBRE 64X54 RR5240	20.23
011413027654	UNIAO RED.COBRE 76.1X54 RR5240	33.23
011413027664	UNIAO RED.COBRE 76X64 RR5240	32.60
011413028976	UNIAO RED.COBRE 89X76 RR5240	42.99
01141302910889	UNIAO RED.COBRE 108X89 RR5240	48.05

UNIOES REDUÇÃO M/F COBRE RR5243

011413051512	UNIAO RED.M/F COBRE 15X12 RR5243	0.38
011413051514	UNIAO RED.M/F COBRE 15X14 RR5243	0.83
011413051614	UNIAO RED.M/F COBRE 16X14 RR5243	0.38
011413051814	UNIAO RED.M/F COBRE 18X14 RR5243	0.58
011413051815	UNIAO RED.M/F COBRE 18X15 RR5243	0.34
011413052215	UNIAO RED.M/F COBRE 22X15 RR5243	0.59
011413052218	UNIAO RED.M/F COBRE 22X18 RR5243	0.60
011413052814	UNIAO RED.M/F COBRE 28X14 RR5243	2.88
011413052815	UNIAO RED.M/F COBRE 28X15 RR5243	2.20
011413052818	UNIAO RED.M/F COBRE 28X18 RR5243	2.45
011413052822	UNIAO RED.M/F COBRE 28X22 RR5243	1.00
011413053518	UNIAO RED.M/F COBRE 35X18 RR5243	5.26
011413053522	UNIAO RED.M/F COBRE 35X22 RR5243	5.02
011413053528	UNIAO RED.M/F COBRE 35X28 RR5243	3.39
011413054235	UNIAO RED.M/F COBRE 42X35 RR5243	5.96
011413055442	UNIAO RED.M/F COBRE 54X42 RR5243	11.40
011413057642	UNIAO RED.M/F COBRE 76X42 RR5243	36.66
0114130588954	UNIAO RED.M/F COBRE 88.9X54 RR5243	46.74
011413058976	UNIAO RED.M/F COBRE 88.9X76 RR5243	39.48

ACESS.DIVERSOS P/INSTAL.SANITARIAS**AJUDAS TECNICAS ERIX****AJUDAS TECNICAS INOX ERIX**

01290301EAT090	BARRA APOIO LINEAR 300 INOX EAT090	34.73
01290301EAT097	BARRA APOIO BANHEIRA/DUCHE INOX EAT097	72.67
01290301EAT100	BARRA APOIO REB.1B ESQ.INOX EAT100	84.77
01290301EAT101	BARRA APOIO REB.1B DRT.INOX EAT101	84.77
01290301EAT104	BARRA APOIO BANHEIRA/DUCHE INOX EAT104	75.81



+351 244 800 160
+351 244 802 323



geral@canalcentro.pt
info@canalcentro.pt



R. do Bailadouro s/nº,
2410-211 Pousos



BANCOS DUCHE E BANHEIRA ERIX

01290303EAT036	BANCO DUCHE REBATIVEL EAT036	130.09
----------------	------------------------------	--------

LAVA OLHOS / DUCHE EMERGENCIA ERIX

01290308EAT120	LAVA OLHOS/DUCHE EMERG.MURAL EAT120	772.77
----------------	-------------------------------------	--------

AUTOCLISMOS E ESTRUT**ALVENARIAS ERIX**

01290101EE005	SUPORTE BIDE ALV. EE005	34.91
01290101EE086	VEDANTE P/VALV. EE061 (5 UNID.)	8.61
01290101EE092	BOTAO DESCARGA P/EE061 EE092	10.18
01290101EE201	VEDANTE P/VALV. DESC.3V EE201	4.11

MECANISMOS/SUORTES P/AUTOCLISMOS ERIX

01290107EE047	VALVULA BOIADORA AUTOCLISMO K6 EE047	40.73
01290107EE061	VALVULA DUPLA DESC.UNIVERSAL EE061	20.24
01290107EE062	VALVULA BOIADORA INFERIOR EE062	12.97
01290107EE247	VALVULA BOIADORA INFERIOR JET EE247	10.79

PLACAS DE DESCARGA ERIX

01290104EE033	PLACA DD CR.BRILHO T610 EE033	49.57
01290104EE038	PLACA AÇO INOX ANTI-VANDALISMO EE038	93.11
01290104EE100	PLACA DD BRANCA T620 EE100	34.33

COMPLEMENTOS WC ERIX**COMPLEMENTOS WC ERIX**

01291101ET001	MONOC.HOSPITALAR LAVAT.SIMP. ET001	48.88
01291101ET156	TORN.SERVICO COMAN.COTOVELO ET156	37.64

EQUIPAMENTOS INDUSTR**LAVA-MAOS ERIX**

01290802ELS360	LAVA-MAOS INOX COM PULSADOR ELS360	431.80
01290802ELS361	LAVA-MAOS INOX COM PEDAL ELS361	376.82

ESPECIALIDADES SANIT**ESPECIAL.SANIT. - VALV.E GRELHAS P/DUCHE**

01290604EES052	VALVULA DUCHE SAIDA HORIZONTAL EES052	9.12
----------------	---------------------------------------	------

ESPECIAL.SANITARIAS - CHUVEIROS HIGIEN.

01290602EES022	KIT CHUVEIRO HIGIENICO CROMADO EES022	46.37
01290602EES023	KIT CHUVEIRO HIGIENICO BRANCO EES023	34.99
01290602EES135	CHUVEIRO ANTI-VANDALISMO EXTER.EES135	55.04
01290602EES274	CHUVEIRO ERIX QUADRADO EES274	30.03
01290602EES278	BRACO DE CHUVEIRO REDONDO EES278	28.28

ESPECIAL.SANITARIAS - LAVATORIOS

01290601SAS	SIFAO GARRAFA EASYPHONE 1/4-32 LAV. SAS	4.23
-------------	---	------

ESPECIAL.SANITARIAS - RAMPAS E CHUVEIROS

01290603EES046	CHUVEIRO ANTI-VANDALISMO EES046	48.76
01290603EES121	COLUNA DUCHE REDONDA EES121	177.98

HOSPITALAR ERIX**HOSPITALAR ERIX**

01290901EH020	DISPENSADOR DE PAPEL VF EH020	49.92
01290901EH324	DISPENSADOR DE SABAO AUT.EH324	118.95

LOICAS SANITARIAS ER**MOBILIDADE REDUZIDA ERIX**

01290201ELS006	SANITA SUSPENSASANI-W DEF.ELS006	215.75
01290201ELS013	TAMPO SANITA SUSP.SANI-W ELS013	78.08
01290201ELS015	LAVATORIO ERGONOMICO OSIRIX ELS015	175.42
01290201ELS016	SUPORTE LAVAT.OSIRIX BASCUL.ELS016	232.15
01290201ELS019	KIT DESCARGA LAVATORIO OSIRIX ELS019	70.87
01290201ELS124	ESPELHO RECLINAVEL60X50 ELS124	172.84

MOBILIDADE REDUZIDA | 3ª IDADE

01290203ELS044	BASE DUCHE GIGANT PRO 80X120X3 ELS044	484.35
----------------	---------------------------------------	--------

PECAS DE SUBSTITUICAO

ACESSÓRIOS DE SUBSTITUIÇÃO P/VALVULAS

01291001ET103	KIT ACIONAMENTO VALV.DESC.ET03 ET103	26.53
01291001ET272	BICHA RETRATIL MONOC.IND.ET272	44.37

TORNEIRAS ERIX**ACESSORIOS DIVERSOS**

01290409ET122	TUBO MALHA DE AÇO FF 1/2X1/2 1M ET122	21.88
01290409ET223	PERLATOR ECON.M24X1 ET223	12.80

TORNEIRAS / FLUXOMETROS ERIX

01290408ET034	FLUXOMETRO SANITA ENCASTRAR ET034	30.89
01290408ET036	TUBO LIGAÇÃO LIGAÇÃO ANTERIOR ET036	23.97
01290408ET042	COMANDO DESC.ANTI-VANDALISMO ET042	35.67
01290408ET103	KIT DE ACIONAMENTO ET103	29.18

TORNEIRAS ANTI-VANDALISMO ERIX

01290404ET459	CHUVEIRO ANTI-VANDALISMO ET459	40.89
---------------	--------------------------------	-------

TORNEIRAS ELECTRONICAS ERIX

01290403ET134	FLUXOMETRO ELECTRONICO SANITA ET134	404.97
01290403ET604	TORNEIRA TEMP.C/ALAVANCA P/PAINEL ET604	58.37

TORNEIRAS HORECAS ERIX

01290407ET071	MONOC.INDUSTRIAL BANCADA ET071	276.77
01290407ET072	MONOC.INDUST.BANCADA C/BICA ET072	339.90
01290407ET074	MONOC.INDUSTRIAL PAREDE C/BICA ET074	360.49
01290407ET078	ECONOMIZADOR AUTOMATICA AGUA ET078	65.09
01290407LB80012	MONOCOM.INDUSTRIAL 45CM LB8001-2	115.36

TORNEIRAS HOSPITALARES ERIX

01290401ET005	MONOC.DUCHE C/CHUV.HOSPITALAR ET005	83.49
---------------	-------------------------------------	-------

TORNEIRAS TEMPORIZADAS ERIX

01290402ET009	TORNEIRA TEMP.LAVAT.DOCOL ET009	44.98
01290402ET011	TORNEIRA TEMP.LAVAT.PRESSMATIC 110 ET011	55.04
01290402ET012	MISTURAD.TEMP.LAVAT.110 DOCOLMATIC ET012	125.32
01290402ET015	TORNEIRA TEMPORIZADA BICA ALTA ET015	83.49
01290402ET018	BICA ALTA GIRATORIA ET018	42.59
01290402ET024	TORNEIRA TEMP.INT.DUCHE ET024	56.23
01290402ET025	MISTURADORA TEMPORIZ.ENCAS.T.ET025	134.42
01290402ET025C	CARTUCHO PRESSMATIC P/ET025	25.46
01290402ET029	TORNEIRA TEMPORIZ.URINOL ET029	33.60
01290402ET121	TORNEIRA TEMPORIZADA DE ENCASTRAR ET121	90.26
01290402ET179	FLUXOMETRO ENCASTRAR TEMPORIZ..ET179	69.16
01290402ET300	TORNEIRA TEMPORIZADA DE BEBEDOURO ET300	80.73
01290402ET301	TORNEIRA TEMPORIZADA DE BEBEDOURO ET301	62.34
01290402ET421	TORNEIRA TEMPORIZADA DE PAINEL ET421	45.28

ACESS.POLIET./LATAO ENC.RAP.E ELECT**ACESSORIOS ENC.RAP.L****UNIOES ENCAIXE RAPIDO LATAO**

01020701020	UNIAO ENC.RAPIDO LATAO 20	4.43
01020701025	UNIAO ENC.RAPIDO LATAO 25	6.63
01020701032	UNIAO ENC.RAPIDO LATAO 32	10.37
01020701040	UNIAO ENC.RAPIDO LATAO 40	17.34
01020701050	UNIAO ENC.RAPIDO LATAO 50	24.89
01020701063	UNIAO ENC.RAPIDO LATAO 63	41.47

ACESSORIOS P/TUBO PE**ACESSORIOS P/TUBO PEAD**

0102310101	ESPAÇADOR L 24MM P/PEAD (CARRINHO)	SobConsulta
------------	------------------------------------	-------------

CRUZETAS PEAD SEGMENT**CRUZETAS SEGMENTADAS TOPO A TOPO PN10**

01022502090	CRUZETA TOPO A TOPO SEGMENT.PN10 90	132.05
01022502160	CRUZETA TOPO A TOPO SEGMENT.PN10 160	227.98

CURVAS ELECTROSOLDAV

CURVAS 30 CANHAO LONGO INJECTADAS

01021504075	CURVA 30° CANHAO CURTO INJET.75	12.40
01021504090	CURVA 30° CANHAO CURTO INJET.90	18.50
01021504140	CURVA 30° CANHAO CURTO INJET.140	48.50
01021504160	CURVA 30° CANHAO CURTO INJET.160	60.20
01021504180	CURVA 30° CANHAO CURTO INJET.180	87.00
01021504200	CURVA 30° CANHAO CURTO INJET.200	108.50

CURVAS 30 ELECTROSOLD.

01021503160	CURVA ELETROSOL.PE100 A 30. 160	156.00
-------------	---------------------------------	--------

CURVAS 45. CANHAO LONGO INJECTADAS

01021505063	CURVA 45° CANHAO CURTO INJET. 63	7.40
01021505090	CURVA 45° CANHAO CURTO INJET. 90	15.50
01021505110	CURVA 45° CANHAO CURTO INJET.110	23.00
01021505125	CURVA 45° CANHAO CURTO INJET.125	32.30
01021505140	CURVA 45° CANHAO CURTO INJET.140	46.50
01021505160	CURVA 45° CANHAO CURTO INJET.160	56.35
01021505180	CURVA 45° CANHAO CURTO INJET.180	65.80
01021505200	CURVA 45° CANHAO CURTO INJET.200	81.10
01021505225	CURVA 45° CANHAO CURTO INJET.225	108.00
01021505250	CURVA 45° CANHAO CURTO INJET.250	189.90
01021505315	CURVA 45° CANHAO CURTO INJET.315	302.00
01021505355	CURVA 45° CANHAO CURTO INJET.355	720.00

CURVAS 45. ELECTROSOLD. PE80

01021501025	CURVA ELETROSOL.PE100 A 45. 25	9.25
01021501032	CURVA ELETROSOL.PE100 A 45. 32	9.25
01021501040	CURVA ELETROSOL.PE100 A 45. 40	11.80
01021501050	CURVA ELETROSOL.PE100 A 45. 50	12.30
01021501063	CURVA ELETROSOL.PE100 A 45. 63	12.80
01021501075	CURVA ELETROSOL.PE100 A 45. 75	23.10
01021501090	CURVA ELETROSOL.PE100 A 45. 90	23.40
01021501110	CURVA ELETROSOL.PE100 A 45. 110	33.80
01021501125	CURVA ELETROSOL.PE100 A 45. 125	42.50
01021501160	CURVA ELETROSOL.PE100 A 45. 160	89.30
01021501180	CURVA ELETROSOL.PE100 A 45. 180	101.00
01021501200	CURVA ELETROSOL.PE100 A 45. 200	194.00

CURVAS 90. CANHAO LONGO INJECTADAS

01021506032	CURVA 90° CANHAO CURTO INJET.32	5.59
01021506063	CURVA 90° CANHAO CURTO INJET.63	7.40
01021506075	CURVA 90° CANHAO CURTO INJET.75	12.00
01021506090	CURVA 90° CANHAO CURTO INJET.90	14.80
01021506110	CURVA 90° CANHAO CURTO INJET.110	22.10
01021506125	CURVA 90° CANHAO CURTO INJET.125	38.15
01021506140	CURVA 90° CANHAO CURTO INJET.140	54.30
01021506160	CURVA 90° CANHAO CURTO INJET.160	56.80
01021506180	CURVA 90° CANHAO CURTO INJET.180	65.70
01021506200	CURVA 90° CANHAO CURTO INJET.200	90.00
01021506225	CURVA 90° CANHAO CURTO INJET.225	103.00
01021506250	CURVA 90° CANHAO CURTO INJET.250	235.00
01021506315	CURVA 90° CANHAO CURTO INJET.315	395.00

CURVAS 90. ELECTROSOLD. PE80

01021502025	CURVA ELETROSOL.PE100 A 90. 25	7.55
01021502032	CURVA ELETROSOL.PE100 A 90. 32	7.55
01021502040	CURVA ELETROSOL.PE100 A 90. 40	9.50
01021502050	CURVA ELETROSOL.PE100 A 90. 50	12.00
01021502063	CURVA ELETROSOL.PE100 A 90. 63	12.80
01021502075	CURVA ELETROSOL.PE100 A 90. 75	22.30
01021502090	CURVA ELETROSOL.PE100 A 90. 90	25.30
01021502110	CURVA ELETROSOL.PE100 A 90. 110	33.80



01021502125	CURVA ELETROSOL.PE100 A 90. 125	42.50
01021502160	CURVA ELETROSOL.PE100 A 90. 160	89.30
01021502180	CURVA ELETROSOL.PE100 A 90. 180	101.00
01021502200	CURVA ELETROSOL.PE100 A 90. 200	194.00
01021502250	CURVA ELETROSOL.PE100 A 90. 250	SobConsulta

CURVAS RAI0 LONGO INJETADAS

0102150711355	CURVA 11° RAI0 LONGO INJET.PN10 355	1068.0
010215071140016	CURVA 11° RAI0 LONGO INJET.PN16 400	1989.0
0102150722355	CURVA 22° RAI0 LONGO INJET.PN10 355	1068.0
010215072240016	CURVA 22° RAI0 LONGO INJET.PN16 400	1989.0
0102150730315	CURVA 30° RAI0 LONGO INJET.PN10 315	670.00
010215073040016	CURVA 30° RAI0 LONGO INJET.PN16 400	1989.0
010215074540016	CURVA 45° RAI0 LONGO INJET.PN16 400	1989.0

**CURVAS TOPO A TOPO SEGMENTADAS PN10**

0102151011040016	CURVA 11-30°TOPO/TOPO SEGMENT.PN16 400	493.11
01021510450355	CURVA 45° TOPO A TOPO SEGMENT.PN10 355	420.70
0102151045040016	CURVA 45° TOPO A TOPO SEGMENT.PN16 400	729.85
01021510900355	CURVA 90° TOPO A TOPO SEGMENT.PN10 355	610.36

EQUIPAMENTOS ELECTRO**EQUIPAMENTOS ELECTROSOLDADURA**

0102300103	MAQUINA ELECTROSOLDAVEL SPE 16	2590.0
0102300104	MAQUINA ELECTROSOLDAVEL SPE 50	4026.5
0102300107	MAQUINA ELECTROSOLDAVEL BEAT-TR	SobConsulta
0102300120	EQUIPAMENTO SOLDADURA TT SP 250 EVO	14400
01023001201	EQUIPAMENTO SOLDADURA TT SP 315 EVO	17430
0102300121	EQUIP. ELECTROSOLD.POLIMATICO UNIVERSAL	4057.2

MAQUINAS DE ELECTOSOLDADURA ATS

0102300201	MAQUINA ELECTROSOLDAVEL ATS 180	SobConsulta
0102300202	MAQUINA ELECTROSOLDAVEL ATS 250	SobConsulta
0102300203	MAQUINA ELECTROSOLDAVEL ATS 500	SobConsulta
0102300210	MAQUINA ELECTROSOLDADURA PF DIGIMATIC	SobConsulta

PEÇAS APOIO P/EQUIPAMENTOS ELECTOSOLD.

0102300801	PAR DE TERMINAIS MACHO 4.7 X FEMEA 4.0	SobConsulta
0102300802	CABO DE LIGAÇÃO COM TERMINAIS	100.00
0102300803	SCANNER PARA MAQUINA SPE16	600.00

RASPADORES P/ACES.ELECTROS.,INJECT.

0102300901	RASPADOR MANUAL KSRM	14.30
0102300910	CHAVE PERFURAÇÃO TOMADA EM CARGA	SobConsulta

TESOURAS E GUILHOTINAS

01023010032	TESOURA P/CORTAR PEAD O-32 PIPE	SobConsulta
01023010040140	CORTANTE DN 40- 140 MM	SobConsulta
01023010063	TESOURA P/CORTAR PEAD O-63 PIPE	SobConsulta

FERRAM.ENC.RAP.LAT**FERRAMENTAS ENC.RAP.LATAO**

01021201040110	CHAVES METALICAS 40/110	SobConsulta
----------------	-------------------------	-------------

FLANGES ACO P/STUBEN**FLANGES EM ALUMINIO CEGAS**

01022303050	FLANGE CEGA EM ALUMINIO P/PEAD DN50	26.98
01022303090	FLANGE CEGA EM ALUMINIO P/PEAD DN090	29.72
01022303110	FLANGE CEGA EM ALUMINIO P/PEAD DN110	29.72

FLANGES LIVRES AÇO P/STUBEND

01022301032	FLANGE LIVRE ACO PN10 P/STUBEND 32	SobConsulta
01022301040	FLANGE LIVRE ACO PN10 P/STUBEND 40	10.80
01022301050	FLANGE LIVRE ACO PN10 P/STUBEND 50	10.80
01022301063	FLANGE LIVRE ACO PN10 P/STUBEND 63	12.30
01022301075	FLANGE LIVRE ACO PN10 P/STUBEND 75	14.80
01022301090	FLANGE LIVRE ACO PN10 P/STUBEND 90	14.95



01022301110	FLANGE LIVRE ACO PN10 P/STUBEND 110	14.95
01022301125	FLANGE LIVRE ACO PN10 P/STUBEND 100/125	15.65
01022301125125	FLANGE LIVRE ACO PN10 P/STUBEND 125/125	25.85
01022301140	FLANGE LIVRE ACO PN10 P/STUBEND 140	25.85
01022301160	FLANGE LIVRE ACO PN10 P/STUBEND 160	24.80
01022301180	FLANGE LIVRE ACO PN10 P/STUBEND 180	24.80
01022301200	FLANGE LIVRE ACO PN10 P/STUBEND 200	41.66
01022301225	FLANGE LIVRE ACO PN10 P/STUBEND 225	41.66
01022301250	FLANGE LIVRE ACO PN10 P/STUBEND 250	66.48
0102230125016	FLANGE LIVRE ACO PN16 P/STUBEND 250	65.80
01022301280	FLANGE LIVRE ACO PN10 P/STUBEND 280	66.48
01022301315	FLANGE LIVRE ACO PN10 P/STUBEND 315	74.55
01022301355	FLANGE LIVRE ACO PN10 P/STUBEND 355	119.44
01022301400	FLANGE LIVRE ACO PN10 P/STUBEND 400	141.60
0102230140016	FLANGE LIVRE ACO PN16 P/STUBEND 400	181.60
01022301450	FLANGE LIVRE ACO PN10 P/STUBEND 450	SobConsulta
01022301500	FLANGE LIVRE ACO PN10 P/STUBEND 500	260.30

FLANGES R/EPOXY DELTAFLEX PN10/PN16

01022304063	FLANGE F/F R/EPOXY PN16 DN63	14.14
01022304075	FLANGE F/F R/EPOXY PN16 DN75	17.06
01022304090	FLANGE F/F R/EPOXY PN16 DN90	19.91
01022304110	FLANGE F/F R/EPOXY PN16 DN110	22.00
01022304125	FLANGE F/F R/EPOXY PN16 DN125	23.03
01022304160	FLANGE F/F R/EPOXY PN16 DN160	33.25
01022304180	FLANGE F/F R/EPOXY PN16 DN180	33.25
01022304200	FLANGE F/F R/EPOXY PN10 DN200	49.31
01022304250	FLANGE F/F R/EPOXY PN10 DN250	78.79

FLANGES REVESTIDA P/PEAD PN10/PN16

01022305000200	FLANGE REVESTIDA P/PEAD PN10 DN200	64.90
01022305000355	FLANGE REVESTIDA P/PEAD PN10 DN355	234.20
01022305000400	FLANGE REVESTIDA P/PEAD PN10 DN400	266.50
01022305050	FLANGE REVESTIDA P/PEAD PN16 DN50	13.80
01022305063	FLANGE REVESTIDA P/PEAD PN16 DN63	15.55
01022305075	FLANGE REVESTIDA P/PEAD PN16 DN75	17.30
01022305090	FLANGE REVESTIDA P/PEAD PN16 DN90	21.70
01022305110	FLANGE REVESTIDA P/PEAD PN16 DN110	28.90
01022305125	FLANGE REVESTIDA P/PEAD PN16 DN125	28.90
01022305140	FLANGE REVESTIDA P/PEAD PN16 DN140	36.40
01022305160	FLANGE REVESTIDA P/PEAD PN16 DN160	44.50
01022305180	FLANGE REVESTIDA P/PEAD PN16 DN180	44.50
01022305200	FLANGE REVESTIDA P/PEAD PN16 DN200	110.50
01022305250	FLANGE REVESTIDA P/PEAD PN16 DN250	154.20
01022305315	FLANGE REVESTIDA P/PEAD PN16 DN315	195.45
01022305400	FLANGE REVESTIDA P/PEAD PN16 DN400	394.00

JOELHOS 90. ENC.RAP.**JOELHO 90. C/PATER ENCAIX.RAP. PPG P-6**

010203042012	JOELHO 90. C/PATER ENC.RAP.20X1/2	2.42
010203042534	JOELHO 90. C/PATER ENC.RAP.25X3/4	3.90

JOELHO 90. C/ROSC.F.ENCAIX.RAP. PPG P-8

01020303016012	JOELHO 90. C/R.F ENC.RAP.16X1/2	0.93
01020303020012	JOELHO 90. C/R.F ENC.RAP.20X1/2	0.93
01020303025034	JOELHO 90. C/R.F ENC.RAP.25X3/4	1.24
01020303032034	JOELHO 90. C/R.F ENC.RAP.32X3/4	1.55
01020303032100	JOELHO 90. C/R.F ENC.RAP.32X1	1.57
01020303040114	JOELHO 90. C/R.F ENC.RAP.40X11/4	3.10
01020303050112	JOELHO 90. C/R.F ENC.RAP.50X11/2	4.68
01020303063200	JOELHO 90. C/R.F ENC.RAP.63X2 P-8	5.80
01020303075212	JOELHO 90. C/R.F ENC.RAP.75X21/2	10.23
01020303090300	JOELHO 90. C/R.F ENC.RAP.90X3	15.60



01020303110400	JOELHO 90. C/R.F ENC.RAP.110X4	30.13
JOELHOS 90. C/ROSC.M.ENC.RAP. PPG P-7		
01020302016012	JOELHO 90. C/R.M ENC.RAP.16X1/2	1.15
01020302016025	JOELHO 90. C/R.M ENC.RAP.16X3/4	0.99
01020302020012	JOELHO 90. C/R.M ENC.RAP.20X1/2	1.06
01020302025034	JOELHO 90. C/R.M ENC.RAP.25X3/4	1.48
01020302032100	JOELHO 90. C/R.M ENC.RAP.32X1	1.42
01020302040114	JOELHO 90. C/R.M ENC.RAP.40X11/4	2.86
01020302050112	JOELHO 90. C/R.M ENC.RAP.50X11/2	3.02
01020302063200	JOELHO 90. C/R.M ENC.RAP.63X2	4.50
01020302075212	JOELHO 90. C/R.M ENC.RAP.75X21/2	8.53
01020302090300	JOELHO 90. C/R.M ENC.RAP.90X3	13.20
01020302110400	JOELHO 90. C/R.M ENC.RAP.110X4	29.60

JOELHOS 90. SIMP. ENCAIXE RAPIDO PPG P-9

01020301016	JOELHO 90. SIMPL.ENC.RAPIDO 16	1.26
01020301020	JOELHO 90. SIMPL.ENC.RAPIDO 20	1.60
01020301025	JOELHO 90. SIMPL.ENC.RAPIDO 25	2.00
01020301032	JOELHO 90. SIMPL.ENC.RAPIDO 32	2.07
01020301040	JOELHO 90. SIMPL.ENC.RAPIDO 40	3.49
01020301050	JOELHO 90. SIMPL.ENC.RAPIDO 50	4.88
01020301063	JOELHO 90. SIMPL.ENC.RAPIDO 63	6.74
01020301075	JOELHO 90. SIMPL.ENC.RAPIDO 75	15.95
01020301090	JOELHO 90. SIMPL.ENC.RAPIDO 90	15.99
01020301110	JOELHO 90. SIMPL.ENC.RAPIDO 110	39.60

JOELHOS 90.ENC.RAP.L**JOELHOS 90. C/PATER ENCAIXE RAP.LATAO**

01020804020012	JOELHO 90.C/PATER ENC.RAP.LAT.20X1/2	4.63
01020804025034	JOELHO 90.C/PATER ENC.RAP.LAT.25X3/4	6.46

JOELHOS 90. C/ROSC.FEMEA ENCAIX.RAP.LAT.

01020803020012	JOELHO 90.C/ROSC.FE.ENC.R.LAT.20X1/2	3.33
01020803025034	JOELHO 90.C/ROSC.FE.ENC.R.LAT.25X3/4	5.32
01020803032100	JOELHO 90.C/ROSC.FE.ENC.R.LAT.32X1	8.66
01020803040114	JOELHO 90.C/ROSC.FE.ENC.R.LAT.40X11/4	12.45
01020803050112	JOELHO 90.C/ROSC.FE.ENC.R.LAT.50X11/2	19.32
01020803063200	JOELHO 90.C/ROSC.FE.ENC.R.LAT.63X2	34.36

JOELHOS 90. C/ROSC.MACHO ENCAIX.RAP.LAT.

01020802020012	JOELHO 90.C/ROSC.MA.ENC.R.LAT.20X1/2	3.44
01020802025034	JOELHO 90.C/ROSC.MA.ENC.R.LAT.25X3/4	5.55
01020802032100	JOELHO 90.C/ROSC.MA.ENC.R.LAT.32X1	9.21
01020802040114	JOELHO 90.C/ROSC.MA.ENC.R.LAT.40X11/4	13.01
01020802050112	JOELHO 90.C/ROSC.MA.ENC.R.LAT.50X11/2	23.16
01020802063200	JOELHO 90.C/ROSC.MA.ENC.R.LAT.63X2	35.19

JOELHOS 90. SIMPLES ENCAIXE RAP. LATAO

01020801020	JOELHO 90.SIMPLES ENC.RAP.LATAO 20	5.12
01020801025	JOELHO 90.SIMPLES ENC.RAP.LATAO 25	7.41
01020801032	JOELHO 90.SIMPLES ENC.RAP.LATAO 32	12.87
01020801040	JOELHO 90.SIMPLES ENC.RAP.LATAO 40	17.19
01020801050	JOELHO 90.SIMPLES ENC.RAP.LATAO 50	30.21
01020801063	JOELHO 90.SIMPLES ENC.RAP.LATAO 63	51.29

PASSA MUROS EM PEAD**PASSA MUROS PEAD FLANGE/PONTA LISA PN10**

010229031100500	P.MUROS PEAD P.LISA/FL 110 PN10 500/1499	SobConsulta
-----------------	--	-------------

PASSA MUROS PEAD PONTAS LISAS PN10

010229010630499	PASSA MURO PEAD P.LISAS 63 PN10 C/499MM	SobConsulta
010229010750499	PASSA MURO PEAD P.LISAS 75 PN10 C/499MM	SobConsulta
010229011250499	PASSA MURO PEAD P.LISAS 125 PN10 C/499MM	SobConsulta
010229011250500	PASSA MURO PEAD P.LISA 125 PN10 500/1499	SobConsulta

RECORD ENC.RAPIDO

+351 244 800 160
+351 244 802 323



geral@canalcentro.pt
info@canalcentro.pt



R. do Bailadouro s/nº,
2410-211 Pousos



RECORD C/ROSC.F. ENCAIXE RAPIDO PPG P-2

01020502016012	RECORD C/R.F ENC.RAP.16X1/2	1.08
01020502020012	RECORD C/R.F ENC.RAP.20X1/2	1.08
01020502025034	RECORD C/R.F ENC.RAP.25X3/4	1.15
01020502032034	RECORD C/R.F ENC.RAP.32X3/4	1.32
01020502032100	RECORD C/R.F ENC.RAP.32X1	1.22
01020502040114	RECORD C/R.F ENC.RAP.40X11/4	2.45
01020502050112	RECORD C/R.F ENC.RAP.50X11/2	2.80
01020502063200	RECORD C/R.F ENC.RAP.63X2	4.73
01020502075212	RECORD C/R.F ENC.RAP.75X21/2	10.83
01020502090300	RECORD C/R.F ENC.RAP.90X3	13.32
01020502110400	RECORD C/R.F ENC.RAP.110X4	25.56

RECORD C/ROSC.M. ENCAIXE RAPIDO PPG P-3

01020501016012	RECORD C/R.M ENC.RAP.16X1/2	0.80
01020501020012	RECORD C/R.M ENC.RAP.20X1/2	0.76
01020501020034	RECORD C/R.M ENC.RAP.20X3/4	0.97
01020501025032	RECORD C/R.M ENC.RAP.25X1	0.73
01020501025034	RECORD C/R.M ENC.RAP.25X3/4	0.94
01020501032100	RECORD C/R.M ENC.RAP.32X1	1.10
01020501040112	RECORD C/R.M ENC.RAP.40X11/2	1.64
01020501040114	RECORD C/R.M ENC.RAP.40X11/4	2.18
01020501050112	RECORD C/R.M ENC.RAP.50X11/2	2.66
01020501063200	RECORD C/R.M ENC.RAP.63X2	3.84
01020501075212	RECORD C/R.M ENC.RAP.75X21/2	8.21
01020501090200	RECORD C/R.M ENC.RAP.90X2	9.44
01020501090212	RECORD C/R.M ENC.RAP.90X21/2	9.44
01020501090300	RECORD C/R.M ENC.RAP.90X3	10.02
01020501090400	RECORD C/R.M ENC.RAP.90X4	9.44
01020501110200	RECORD C/R.M ENC.RAP.110X2	18.26
01020501110300	RECORD C/R.M ENC.RAP.110X3	20.10
01020501110400	RECORD C/R.M ENC.RAP.110X4	26.00

RECORDS ENC.RAP.L**RECORDS C/ROSC.FEMEA ENCAIXE RAP.LATAO**

0102100220012	RECORD C/ROSC.F.ENC.RAP.LATAO 20X1/2	2.59
0102100225034	RECORD C/ROSC.F.ENC.RAP.LATAO 25X3/4	3.97
0102100232100	RECORD C/ROSC.F.ENC.RAP.LATAO 32X1	6.29
0102100240114	RECORD C/ROSC.F.ENC.RAP.LATAO 40X11/4	10.76
0102100250112	RECORD C/ROSC.F.ENC.RAP.LATAO 50X11/2	15.87
0102100263200	RECORD C/ROSC.F.ENC.RAP.LATAO 63X2	24.66

RECORDS C/ROSC.MACHO ENCAIXE RAP.LATAO

0102100120012	RECORD C/ROSC.M.ENC.RAP.LATAO 20X1/2	2.59
0102100125034	RECORD C/ROSC.M.ENC.RAP.LATAO 25X3/4	3.97
0102100132100	RECORD C/ROSC.M.ENC.RAP.LATAO 32X1	6.34
0102100140114	RECORD C/ROSC.M.ENC.RAP.LATAO 40X11/4	10.95
0102100150112	RECORD C/ROSC.M.ENC.RAP.LATAO 50X11/2	15.63
0102100163200	RECORD C/ROSC.M.ENC.RAP.LATAO 63X2	24.45

REDUCOES ELECTROSOLD**REDUÇÕES CANHAO LONGO INJECTADOS**

01021802050032	RED.INJ.CANHAO LONGO 50X32	SobConsulta
01021802063040	RED.INJ.CANHAO LONGO 63X40	6.60
01021802063050	RED.INJ.CANHAO LONGO 63X50	6.60
01021802075040	RED.INJ.CANHAO LONGO 75X40	SobConsulta
01021802075050	RED.INJ.CANHAO LONGO 75X50	SobConsulta
01021802075063	RED.INJ.CANHAO LONGO 75X63	9.00
01021802090050	RED.INJ.CANHAO LONGO 90X50	11.15
01021802090063	RED.INJ.CANHAO LONGO 90X63	11.20
01021802090075	RED.INJ.CANHAO LONGO 90X75	12.05
01021802110063	RED.INJ.CANHAO LONGO 110X63	12.80
01021802110075	RED.INJ.CANHAO LONGO 110X75	15.70



01021802110090	RED.INJ.CANHAO LONGO 110X90	15.70
01021802125063	RED.INJ.CANHAO LONGO 125X63	16.95
01021802125075	RED.INJ.CANHAO LONGO 125X75	19.50
01021802125090	RED.INJ.CANHAO LONGO 125X90	19.50
01021802125110	RED.INJ.CANHAO LONGO 125X110	21.70
01021802140090	RED.INJ.CANHAO LONGO 140X90	30.20
01021802140110	RED.INJ.CANHAO LONGO 140X110	32.00
01021802140125	RED.INJ.CANHAO LONGO 140X125	36.00
01021802160090	RED.INJ.CANHAO LONGO 160X90	31.00
01021802160110	RED.INJ.CANHAO LONGO 160X110	32.00
01021802160125	RED.INJ.CANHAO LONGO 160X125	39.30
01021802160140	RED.INJ.CANHAO LONGO 160X140	42.50
01021802180125	RED.INJ.CANHAO LONGO 180X125	50.50
01021802180160	RED.INJ.CANHAO LONGO 180X160	57.05
01021802200110	RED.INJ.CANHAO LONGO 200X110	62.50
01021802200125	RED.INJ.CANHAO LONGO 200X125	69.80
01021802200160	RED.INJ.CANHAO LONGO 200X160	51.50
01021802225180	RED.INJ.CANHAO LONGO 225X180	85.20
01021802225200	RED.INJ.CANHAO LONGO 225X200	85.20
01021802250075	RED.INJ.CANHAO LONGO 250X75	SobConsulta
01021802250110	RED.INJ.CANHAO LONGO 250X110	SobConsulta
01021802250160	RED.INJ.CANHAO LONGO 250X160	105.00
01021802250200	RED.INJ.CANHAO LONGO 250X200	105.00
01021802250225	RED.INJ.CANHAO LONGO 250X225	105.00
01021802280250	RED.INJ.CANHAO LONGO 280X250	133.00
01021802315250	RED.INJ.CANHAO LONGO 315X250	210.00
01021802315280	RED.INJ.CANHAO LONGO 315X280	210.00
01021802355200	RED.INJ.CANHAO LONGO 355X200	SobConsulta
01021802355250	RED.INJ.CANHAO LONGO 355X250	286.00
01021802355280	RED.INJ.CANHAO LONGO 355X280	312.00
01021802355315	RED.INJ.CANHAO LONGO 355X315	342.00
01021803355250	REDUÇÃO PEAD INJECTADO CURTA 355X250	116.00
01021803355315	REDUÇÃO PEAD INJECTADO CURTA 355X315	116.00
01021803400315	REDUÇÃO PEAD INJECTADO CURTA 400X315	229.00
01021803400355	REDUÇÃO PEAD INJECTADO CURTA 400X355	229.00
01021803450400	REDUÇÃO PEAD INJECTADO CURTA 450X400	280.00

REDUÇÕES ELECTROSOLDAVEIS

01021801025020	RED.ELECTROSOLD.PE100 25X20	4.80
01021801032020	RED.ELECTROSOLD.PE100 32X20	5.65
01021801032025	RED.ELECTROSOLD.PE100 32X25	5.65
01021801040020	RED.ELECTROSOLD.PE100 40X20	9.80
01021801040032	RED.ELECTROSOLD.PE100 40X32	6.45
01021801050025	RED.ELECTROSOLD.PE100 50X25	11.55
01021801050032	RED.ELECTROSOLD.PE100 50X32	10.40
01021801050040	RED.ELECTROSOLD.PE100 50X40	10.40
01021801063032	RED.ELECTROSOLD.PE100 63X32	10.80
01021801063040	RED.ELECTROSOLD.PE100 63X40	11.40
01021801063050	RED.ELECTROSOLD.PE100 63X50	11.40
01021801075063	RED.ELECTROSOLD.PE100 75X63	16.20
01021801090050	RED.ELECTROSOLD.PE100 90X50	22.65
01021801090063	RED.ELECTROSOLD.PE100 90X63	22.65
01021801090075	RED.ELECTROSOLD.PE100 90X75	22.65
01021801110063	RED.ELECTROSOLD.PE100 110X63	25.00
01021801110075	RED.ELECTROSOLD.PE100 110X75	25.00
01021801110090	RED.ELECTROSOLD.PE100 110X90	25.00
01021801125063	RED.ELECTROSOLD.PE100 125X63	34.40
01021801125090	RED.ELECTROSOLD.PE100 125X90	34.40
01021801125110	RED.ELECTROSOLD.PE100 125X110	36.00
01021801160110	RED.ELECTROSOLD.PE100 160X110	43.50
01021801200160	RED.ELECTROSOLD.PE100 200X160	93.90



REDUCOES ENC.RAPIDO**ADAPTADORES FLANGEADO**

01020602090	ADAPTADOR FLANGEADO 90	20.20
01020602110	ADAPTADOR FLANGEADO 110	28.35

CHAVES P/ACESSORIOS ENCAIXE RAPIDO

010206201663	CHAVE DUPLA 16-63 MM	3.48
0102062040110	CHAVE METALICAS 40-110 MM	51.75

REFORCOS ENC.RAP.LAT**REFORCOS ENC.RAP.LAT.P/TUBO P.E.**

01021101020	REFORCO ENC.RAP.LAT. P/PE 20	1.40
01021101025	REFORCO ENC.RAP.LAT. P/PE 25	1.42
01021101032	REFORCO ENC.RAP.LAT. P/PE 32	2.50
01021101040	REFORCO ENC.RAP.LAT. P/PE 40	4.66
01021101050	REFORCO ENC.RAP.LAT. P/PE 50	7.16
01021101063	REFORCO ENC.RAP.LAT. P/PE 63	14.48

**STUBEND INJECTADOS****STUBEND CANHAO CURTO INJECTADO PN10**

010221030250	STUBEND CANH.CURTO INJECT.PN10 250	51.10
010221030315	STUBEND CANH.CURTO INJECT.PN10 315	69.55
010221030355	STUBEND CANH.CURTO INJECT.PN10 355	105.50
010221030400	STUBEND CANH.CURTO INJECT.PN10 400	210.00
01022103045016	STUBEND CANH.CURTO PN16 INJECT.PE100 450	365.70
010221030500	STUBEND CANH.CURTO INJECT.PN10 500	340.00

STUBEND CANHAO LONGO INJECTADOS PN10

01022101020	STUBEND CANHAO LONGO INJECT.PE100 20	3.80
01022101025	STUBEND CANHAO LONGO INJECT.PE100 25	3.80
01022101032	STUBEND CANHAO LONGO INJECT.PE100 32	4.00
01022101040	STUBEND CANHAO LONGO INJECT.PE100 40	4.10
01022101050	STUBEND CANHAO LONGO INJECT.PE100 50	6.20
01022101063	STUBEND CANHAO LONGO INJECT.PE100 63	5.35
01022101075	STUBEND CANHAO LONGO INJECT.PE100 75	6.80
01022101090	STUBEND CANHAO LONGO INJECT.PE100 90	9.00
01022101110	STUBEND CANHAO LONGO INJECT.PE100 110	10.50
01022101125	STUBEND CANHAO LONGO INJECT.PE100 125	15.00
01022101140	STUBEND CANHAO LONGO INJECT.PE100 140	24.70
01022101160	STUBEND CANHAO LONGO INJECT.PE100 160	20.40
01022101180	STUBEND CANHAO LONGO INJECT.PE100 180	30.30
01022101200	STUBEND CANHAO LONGO INJECT.PE100 200	35.30
01022101225	STUBEND CANHAO LONGO INJECT.PN10 225	39.80
01022101250	STUBEND CANHAO LONGO INJECT.PE100 250	52.85
01022101280	STUBEND CANHAO LONGO INJECT.PE100 280	91.30
01022101315	STUBEND CANHAO LONGO INJECT.PE100 315	106.70
01022101355	STUBEND CANHAO LONGO INJECT.PE100 355	250.00
01022101400	STUBEND CANHAO LONGO INJECT.PE100 400	410.00

STUBEND CANHAO LONGO INJECTADOS PN16

01022102075	STUBEND CANH.LONGO PN16 INJECT.PE100 75	7.20
01022102090	STUBEND CANH.LONGO PN16 INJECT.PE100 90	8.95
01022102110	STUBEND CANH.LONGO PN16 INJECT.PE100 110	10.00
01022102160	STUBEND CANH.LONGO PN16 INJECT.PE100 160	20.40
01022102250	STUBEND CANH.LONGO PN16 INJECT.PE100 250	52.85
01022102315	STUBEND CANH.LONGO PN16 INJECT.PE100 315	106.70
01022102355	STUBEND CANH.LONGO PN16 INJECT.PE100 355	250.00
01022102400	STUBEND CANH.LONGO PN16 INJECT.PE100 400	410.00

TAMPOES ELECTROSOLDA**TAMPAO ELECTROSOLDADURA**

01022202020	TAMPAO ELECTROSOL.PE 20	6.00
01022202025	TAMPAO ELECTROSOL.PE 25	6.00
01022202032	TAMPAO ELECTROSOL.PE 32	6.00



01022202040	TAMPAO ELECTROSOL.PE 40	8.90
01022202050	TAMPAO ELECTROSOL.PE 50	10.50
01022202063	TAMPAO ELECTROSOL.PE 63	11.10
01022202075	TAMPAO ELECTROSOL.PE 75	20.30
01022202090	TAMPAO ELECTROSOL.PE 90	22.10
01022202110	TAMPAO ELECTROSOL.PE 110	25.00
01022202160	TAMPAO ELECTROSOL.PE 160	51.00
01022202200	TAMPAO ELECTROSOL.PE 200	119.70
01022202250	TAMPAO ELECTROSOL.PE 250	248.10

TAMPAO SOLDADURA A TOPO

01022201020	TAMPAO FIM LINHA INJ.PE100 20	3.10
01022201025	TAMPAO FIM LINHA INJ.PE100 25	3.10
01022201032	TAMPAO FIM LINHA INJ.PE100 32	3.31
01022201040	TAMPAO FIM LINHA INJ.PE100 40	4.03
01022201050	TAMPAO FIM LINHA INJ.PE100 50	6.70
01022201063	TAMPAO FIM LINHA INJ.PE100 63	3.55
01022201075	TAMPAO FIM LINHA INJ.PE100 75	6.30
01022201090	TAMPAO FIM LINHA INJ.PE100 90	7.80
01022201110	TAMPAO FIM LINHA INJ.PE100 110	9.40
01022201125	TAMPAO FIM LINHA INJ.PE100 125	16.70
01022201140	TAMPAO FIM LINHA INJ.PE100 140	19.00
01022201160	TAMPAO FIM LINHA INJ.PE100 160	24.90
01022201180	TAMPAO FIM LINHA INJ.PE100 180	32.80
01022201200	TAMPAO FIM LINHA INJ.PE100 200	45.50
01022201225	TAMPAO FIM LINHA INJ.PE100 225	57.80
01022201250	TAMPAO FIM LINHA INJ.PE100 250	77.60
01022201315	TAMPAO FIM LINHA INJ.PE100 315	142.00
01022201400	TAMPAO FIM LINHA INJ.PN10 400	280.00

TAMPOES ENC.RAPIDO**TAMPOES ENCAIXE RAPIDO SIMPLES PPG P-4**

01020201020	TAMPAO ENC.RAPIDO 20	0.88
01020201025	TAMPAO ENC.RAPIDO 25	0.99
01020201032	TAMPAO ENC.RAPIDO 32	1.16
01020201040	TAMPAO ENC.RAPIDO 40	2.00
01020201050	TAMPAO ENC.RAPIDO 50	3.00
01020201063	TAMPAO ENC.RAPIDO 63	4.35
01020201075	TAMPAO ENC.RAPIDO 75	9.20
01020201090	TAMPAO ENC.RAPIDO 90	19.70
01020201110	TAMPAO ENC.RAPIDO 110	20.13

TES ELECTROS./INJECT**FORQUILHAS INJETADAS**

01021610110	FORQUILHA 45° PEAD TOPO A TOPO PN10 110	54.00
-------------	---	-------

TES CANHAO LONGO INJECTADOS

01021602050	TE CANHAO LONGO INJECTADO 50	8.75
01021602063	TE CANHAO LONGO INJECTADO 63	11.55
01021602075	TE CANHAO LONGO INJECTADO 75	18.30
01021602090	TE CANHAO LONGO INJECTADO 90	20.10
01021602110	TE CANHAO LONGO INJECTADO 110	30.10
01021602125	TE CANHAO LONGO INJECTADO 125	50.80
01021602140	TE CANHAO LONGO INJECTADO 140	73.95
01021602160	TE CANHAO LONGO INJECTADO 160	85.80
01021602180	TE CANHAO LONGO INJECTADO 180	138.00
01021602200	TE CANHAO LONGO INJECTADO 200	168.50
01021602250	TE CANHAO LONGO INJECTADO 250	315.00
01021602280	TE CANHAO LONGO INJECTADO 280	435.00
01021602315	TE CANHAO LONGO INJECTADO 315	663.00
01021602355	TE CANHAO LONGO INJECTADO 355	1215.0
0102160245016	TE CANHAO LONGO INJECTADO 450 PN16	2530.0

TES RED.CANHAO LONGO INJECTADOS

+351 244 800 160
+351 244 802 323



geral@canalcentro.pt
info@canalcentro.pt



R. do Bailadouro s/nº,
2410-211 Pousos



01021603090063	TE REDUÇÃO CANHAO LONGO INJ.90X63	36.80
01021603090075	TE REDUÇÃO CANHAO LONGO INJ.90X75 PN10	32.90
01021603110063	TE REDUÇÃO CANHAO LONGO INJ.110X63	35.00
01021603110090	TE REDUÇÃO CANHAO LONGO INJ.110X90	36.15
01021603125063	TE REDUÇÃO CANHAO LONGO INJ.125X63	44.80
01021603125075	TE REDUÇÃO CANHAO LONGO INJ.125X75	47.20
01021603125090	TE REDUÇÃO CANHAO LONGO INJ.125X90 PN16	48.90
01021603125110	TE REDUÇÃO CANHAO LONGO INJ.125X110	52.40
01021603140090	TE REDUÇÃO CANHAO LONGO INJ.140X90	72.50
01021603140110	TE REDUÇÃO CANHAO LONGO INJ.140X110	72.50
01021603160063	TE REDUÇÃO CANHAO LONGO INJ.160X63	86.90
01021603160075	TE REDUÇÃO CANHAO LONGO INJ.160X75 PN10	86.90
01021603160090	TE REDUÇÃO CANHAO LONGO INJ.160X90 PN16	89.60
01021603160090PN10	TE REDUÇÃO CANHAO LONGO INJ.160X90 PN10	76.10
01021603160110	TE REDUÇÃO CANHAO LONGO INJ.160X110	95.40
01021603180110	TE REDUÇÃO CANHAO LONGO INJ.180X110	136.00
01021603200063	TE REDUÇÃO CANHAO LONGO INJ.200X63	150.00
01021603200090	TE REDUÇÃO CANHAO LONGO INJ.200X90	155.00
01021603200110	TE REDUÇÃO CANHAO LONGO INJ.200X110	155.00
01021603200125	TE REDUÇÃO CANHAO LONGO INJ.200X125	160.00
01021603200160	TE REDUÇÃO CANHAO LONGO INJ.200X160	165.00
01021603225110	TE REDUÇÃO CANHAO LONGO INJ.225X110	205.00
01021603225160	TE REDUÇÃO CANHAO LONGO INJ.225X160	210.00
01021603250110	TE REDUÇÃO CANHAO LONGO INJ.250X110	360.00
01021603315110	TE REDUÇÃO CANHAO LONGO INJ.315X110	712.00
01021603315160	TE REDUÇÃO CANHAO LONGO INJ.315X160	655.00

TES RED.ELECTOSOLDAVEIS

01021604040032	TE REDUÇÃO ELECTOSOLDAVEL 40X32	11.60
01021604050032	TE REDUÇÃO ELECTOSOLDAVEL 50X32	15.55
01021604050040	TE REDUÇÃO ELECTOSOLDAVEL 50X40	15.55
01021604063032	TE REDUÇÃO ELECTOSOLDAVEL 63X32	16.20
01021604063040	TE REDUÇÃO ELECTOSOLDAVEL 63X40	16.20
01021604063050	TE REDUÇÃO ELECTOSOLDAVEL 63X50	16.20
01021604090063	TE REDUÇÃO ELECTOSOLDAVEL 90X63	34.70
01021604110063	TE REDUÇÃO ELECTOSOLDAVEL 110X63	41.80
01021604110090	TE REDUÇÃO ELECTOSOLDAVEL 110X90	41.80
01021604160090	TE REDUÇÃO ELECTOSOLDAVEL 160X90	107.80
01021604160125	TE REDUÇÃO ELECTOSOLDAVEL 160X125	107.80

TES RED.TOPO A TOPO SEGMENTADOS

010216050200063	TE REDUÇÃO TOPO A TOPO SEGMENT.200x63	201.43
010216050200110	TE REDUÇÃO TOPO A TOPO SEGMENT.200x110	201.43
010216050280110	TE REDUÇÃO TOPO A TOPO SEGMENT.280x110	317.55
010216050355063	TE REDUÇÃO TOPO A TOPO SEGMENT.355X63	460.62
0102160504006316	TE REDUÇÃO TOPO/TOPO PN16 SEGMENT.400x63	807.59
010216050400090	TE REDUÇÃO TOPO A TOPO SEGMENT.400x90	575.80
010216050400110	TE REDUÇÃO TOPO A TOPO SEGMENT.400x110	575.80
01021605040011016	TE REDUÇÃO TOPO/TOPO PN16 SEGMENT.400x110	807.59
0102160504500090	TE RED. TOPO A TOPO SEGMENT.PN16 450x90	1057.2
010216050500110	TE REDUÇÃO TOPO A TOPO SEGMENT.500x110	910.78

TES SIMPLES ELECTROSOLDAVEIS

01021601020	TE ELETROSOLD.EM 2 EXT.PE100 20	12.10
01021601025	TE ELETROSOLD.EM 2 EXT.PE100 25	12.10
01021601032	TE ELETROSOLD.EM 2 EXT.PE100 32	12.10
01021601040	TE ELETROSOLD.EM 2 EXT.PE100 40	15.50
01021601050	TE ELETROSOLD.EM 2 EXT.PE100 50	16.10
01021601063	TE ELETROSOLD.EM 2 EXT.PE100 63	16.70
01021601075	TE ELETROSOLD.EM 3 EXT.PE100 75	30.80
01021601090	TE ELETROSOLD.EM 3 EXT.PE100 90	32.95
010216010902	TE ELETROSOLD.EM 2 EXT.PE100 90	30.60



01021601110	TE ELETROSOLD.EM 2 EXT.PE100 110	52.10
01021601125	TE ELETROSOLD.EM 2 EXT.PE100 125	66.30
01021601160	TE ELETROSOLD.EM 2 EXT.PE100 160	110.00
01021601180	TE ELETROSOLD.EM 3 EXT.PE100 180	185.00
01021601200	TE ELETROSOLD.EM 3 EXT.PE100 200	209.00

TES TOPO A TOPO SEGMENTADOS

0102160610250	TE TOPO A TOPO SEGMENT.250 PN10	300.58
0102160610355	TE TOPO A TOPO SEGMENT.355 PN10	495.89

TES ENCAIXE RAPIDO**TES 90. C/ROSC.F.ENCAIXE RAPIDO PPG P-10**

01020403020012	TE 90. C/R.F ENC.RAP.20X1/2X20	1.82
01020403025034	TE 90. C/R.F ENC.RAP.25X3/4X25	1.90
01020403032034	TE 90. C/R.F ENC.RAP.32X3/4X32	2.86
01020403032100	TE 90. C/R.F ENC.RAP.32X1X32	2.30
01020403040114	TE 90. C/R.F ENC.RAP.40X11/4X40	4.80
01020403050112	TE 90. C/R.F ENC.RAP.50X11/2X50	7.42
01020403063200	TE 90. C/R.F ENC.RAP.63X2X63	8.20
01020403075212	TE 90. C/R.F ENC.RAP.75X21/2X75	13.90
01020403090300	TE 90. C/R.F ENC.RAP.90X3X90	21.74
01020403110400	TE 90. C/R.F ENC.RAP.110X4X110	40.92

**TES 90. C/ROSC.MACHO ENCAIXE RAPIDO PPG**

01020404020012	TE 90. C/ROSC.M ENC.RAP.20X1/2X20	1.15
01020404025034	TE 90. C/ROSC.M ENC.RAP.25X3/4X25	1.40
01020404032100	TE 90. C/ROSC.M ENC.RAP.32X1X32	3.08
01020404040114	TE 90. C/ROSC.M ENC.RAP.40X11/4X40	5.39
01020404050112	TE 90. C/ROSC.M ENC.RAP.50X11/2X50	7.42
01020404063200	TE 90. C/ROSC.M ENC.RAP.63X2X63	6.87
01020404090300	TE 90. C/ROSC.M ENC.RAP.90X3X90	21.38
01020404110400	TE 90. C/ROSC.M ENC.RAP.110X4X110	33.80

TES 90. REDUCAO ENCAIXE RAPIDO PPG P-17

01020402020016	TE 90. RED.ENCAIXE RAPIDO 20X16	1.39
01020402025020	TE 90. RED.ENCAIXE RAPIDO 25X20	3.02
01020402032025	TE 90. RED.ENCAIXE RAPIDO 32X25	3.06
01020402040032	TE 90. RED.ENCAIXE RAPIDO 40X32	4.23
01020402050032	TE 90. RED.ENCAIXE RAPIDO 50X32	10.23
01020402050040	TE 90. RED.ENCAIXE RAPIDO 50X40	6.37
01020402063050	TE 90. RED.ENCAIXE RAPIDO 63X50	10.23
01020402075063	TE 90. RED.ENCAIXE RAPIDO 75X63	15.05
01020402090075	TE 90. RED.ENCAIXE RAPIDO 90X75	40.00

TES 90. SIMPLES ENCAIXE RAPIDO PPG P-12

01020401016	TE 90. SIMPLES ENC.RAPIDO 16	1.32
01020401020	TE 90. SIMPLES ENC.RAPIDO 20	1.73
01020401025	TE 90. SIMPLES ENC.RAPIDO 25	2.98
01020401032	TE 90. SIMPLES ENC.RAPIDO 32	2.94
01020401040	TE 90. SIMPLES ENC.RAPIDO 40	4.88
01020401050	TE 90. SIMPLES ENC.RAPIDO 50	6.74
01020401063	TE 90. SIMPLES ENC.RAPIDO 63	9.66
01020401075	TE 90. SIMPLES ENC.RAPIDO 75	17.26
01020401090	TE 90. SIMPLES ENC.RAPIDO 90	25.97
01020401110	TE 90. SIMPLES ENC.RAPIDO 110	58.30

TES ENCAIXE RAPIDO L**TES 90. C/ROSC.FEMEA ENCAIXE RAP.LATAO**

01020902020012	TE 90. C/ROSC.F ENC.RAP.LAT.20X1/2	5.24
01020902025034	TE 90. C/ROSC.F ENC.RAP.LAT.25X3/4	8.18
01020902032100	TE 90. C/ROSC.FE.ENC.RAP.LAT.32X1	12.79
01020902040114	TE 90. C/ROSC.F ENC.RAP.LAT.40X11/4	17.55
01020902050112	TE 90. C/ROSC.F ENC.RAP.LAT.50X11/2	28.64
01020902063200	TE 90. C/ROSC.F ENC.RAP.LAT.63X2	40.79



TES 90. SIMPLES ENCAIXE RAPIDO LATAO

01020901020	TE 90. SIMPLES ENC.RAPIDO LATAO 20	7.09
01020901025	TE 90. SIMPLES ENC.RAPIDO LATAO 25	9.13
01020901032	TE 90. SIMPLES ENC.RAPIDO LATAO 32	15.66
01020901040	TE 90. SIMPLES ENC.RAPIDO LATAO 40	25.65
01020901050	TE 90. SIMPLES ENC.RAPIDO LATAO 50	31.39
01020901063	TE 90. SIMPLES ENC.RAPIDO LATAO 63	49.23

TOMADAS CARGA ELECTR**TOMADAS CARGA C/SAIDA 32 OU 63 ELECTROS.**

0102190132050	TOMADA SIMPLES ELECT.C/SAIDA 32MM 50	SobConsulta
0102190132063	TOMADA SIMPLES ELECT.C/SAIDA 32MM 63	24.00
0102190132075	TOMADA SIMPLES ELECT.C/SAIDA 32MM 75	24.50
0102190132090	TOMADA SIMPLES ELECT.C/SAIDA 32MM 90	25.00
0102190132110	TOMADA SIMPLES ELECT.C/SAIDA 32MM 110	25.55
0102190132125	TOMADA SIMPLES ELECT.C/SAIDA 32MM 125	28.15
0102190132140	TOMADA SIMPLES ELECT.C/SAIDA 32MM 140	32.80
0102190132160	TOMADA SIMPLES ELECT.C/SAIDA 32MM 160	37.15
0102190132180	TOMADA SIMPLES ELECT.C/SAIDA 32MM 180	39.00
0102190132200	TOMADA SIMPLES ELECT.C/SAIDA 32MM 200	52.40
0102190132225	TOMADA SIMPLES ELECT.C/SAIDA 32MM 225	147.10
0102190132250	TOMADA SIMPLES ELECT.C/SAIDA 32MM 250	60.10
0102190132280	TOMADA SIMPLES ELECT.C/SAIDA 32MM 280	64.00
0102190132315	TOMADA SIMPLES ELECT.C/SAIDA 32MM 315	70.50
0102190140090	TOMADA SIMPLES ELECT.C/SAIDA 40MM 90	31.75
0102190140110	TOMADA SIMPLES ELECT.C/SAIDA 40MM 110	36.20
0102190150063	TOMADA SIMPLES ELECT.C/SAIDA 50MM 63	28.95
0102190150075	TOMADA SIMPLES ELECT.C/SAIDA 50MM 75	30.35
0102190150090	TOMADA SIMPLES ELECT.C/SAIDA 50MM 90	31.75
0102190150110	TOMADA SIMPLES ELECT.C/SAIDA 50MM 110	36.20
0102190163090	TOMADA SIMPLES ELECT.C/SAIDA 63MM 90	27.50
0102190163110	TOMADA SIMPLES ELECT.C/SAIDA 63MM 110	28.15
0102190163125	TOMADA SIMPLES ELECT.C/SAIDA 63MM 125	30.90
0102190163140	TOMADA SIMPLES ELECT.C/SAIDA 63MM 140	107.39
0102190163160	TOMADA SIMPLES ELECT.C/SAIDA 63MM 160	40.75
0102190163180	TOMADA SIMPLES ELECT.C/SAIDA 63MM 180	42.80
0102190163200	TOMADA SIMPLES ELECT.C/SAIDA 63MM 200	52.40
0102190163225	TOMADA SIMPLES ELECT.C/SAIDA 63MM 225	88.00
0102190163250	TOMADA SIMPLES ELECT.C/SAIDA 63MM 250	66.85
0102190163280	TOMADA SIMPLES ELECT.C/SAIDA 63MM 280	70.60
0102190163315	TOMADA SIMPLES ELECT.C/SAIDA 63MM 315	85.50
0102190171100160	TOMADA SIMPLES ELECT.C/SAIDA 110MM 160	115.10
010219017110315	TOMADA SIMPLES ELECT.C/SAIDA 110MM 315	148.70
0102190190225	TOMADA SIMPLES ELECT.C/SAIDA 90MM 225	140.55
0102190190250	TOMADA SIMPLES ELECT.C/SAIDA 90MM 250	154.80

TOMADAS CARGA C/SELA ELECTROSOLDAVEIS

01021902040020	TOMADA CARGA C/SELA ELECT.PE100 40X20	39.67
01021902040025	TOMADA CARGA C/SELA ELECT.PE100 40X25	39.67
01021902050020	TOMADA CARGA C/SELA ELECT.PE100 50X20	50.62
01021902050025	TOMADA CARGA C/SELA ELECT.PE100 50X25	50.62
01021902050032	TOMADA CARGA C/SELA ELECT.PE32 50X32	50.62
01021902063020	TOMADA CARGA C/SELA ELECT.PE100 63X20	34.80
01021902063025	TOMADA CARGA C/SELA ELECT.PE100 63X25	34.80
01021902063032	TOMADA CARGA C/SELA ELECT.PE100 63X32	34.80
01021902075032	TOMADA CARGA C/SELA ELECT.PE100 75X32	60.70
01021902075050	TOMADA CARGA C/SELA ELECT.PE100 75X50	SobConsulta
01021902075063	TOMADA CARGA C/SELA ELECT.PE32 75X63	SobConsulta
01021902090032	TOMADA CARGA C/SELA ELECT.PE100 90X32	56.20
01021902090050	TOMADA CARGA C/SELA ELECT.PE100 90X50	39.60
01021902090063	TOMADA CARGA C/SELA ELECT.PE100 90X63	60.50



01021902110032	TOMADA CARGA C/SELA ELECT.PE100 110X32	38.10
01021902110050	TOMADA CARGA C/SELA ELECT.PE100 110X50	41.80
01021902110063	TOMADA CARGA C/SELA ELECT.PE100 110X63	57.85
01021902125032	TOMADA CARGA C/SELA ELECT.PE100 125X32	73.80
01021902125050	TOMADA CARGA C/SELA ELECT.PE100 125X50	45.00
01021902125063	TOMADA CARGA C/SELA ELECT.PE100 125X63	77.85
01021902140032	TOMADA CARGA C/SELA ELECT.PE100 140X32	109.50
01021902160032	TOMADA CARGA C/SELA ELECT.PE100 160X32	46.50
01021902160050	TOMADA CARGA C/SELA ELECT.PE100 160X50	49.00
01021902250032	TOMADA CARGA C/SELA ELECT.PE100 250X32	84.00
01021902250063	TOMADA CARGA C/SELA ELECT.PE100 250X63	84.00
01021902250090	TOMADA CARGA C/SELA ELECT.PE100 250X90	SobConsulta

TOMADAS CARGA ELECTOS. C/VALVULA

01021903090050	TOMADA CARGA C/VALV.ELECT.PE100 90X50	187.20
01021903090063	TOMADA CARGA C/VALV.ELECT.PE100 90X63	200.50
01021903110032	TOMADA CARGA C/VALV.ELECT.PE100 110X32	219.80

UNIOES ENC.RAPIDO**UNIOES REDUCAO ENCAIXE RAPIDO PPG P-1**

010201022016	UNIAO RED.ENC.RAPIDO 20X16	1.06
010201022520	UNIAO RED.ENC.RAPIDO 25X20	1.54
010201023225	UNIAO RED.ENC.RAPIDO 32X25	1.88
010201024025	UNIAO RED.ENC.RAPIDO 40X25	4.18
010201024032	UNIAO RED.ENC.RAPIDO 40X32	3.34
010201025032	UNIAO RED.ENC.RAPIDO 50X32	4.60
010201025040	UNIAO RED.ENC.RAPIDO 50X40	5.39
010201026340	UNIAO RED.ENC.RAPIDO 63X40	4.71
010201026350	UNIAO RED.ENC.RAPIDO 63X50	6.25
010201027563	UNIAO RED.ENC.RAPIDO 75X63	14.85
010201029063	UNIAO RED.ENC.RAPIDO 90X63	16.25
010201029075	UNIAO RED.ENC.RAPIDO 90X75	19.25
010201029190	UNIAO RED.ENC.RAPIDO 110X90	27.54

UNIOES SIMPLES ENCAIXE RAPIDO PPG P-0

01020101016	UNIAO SIMPLES ENC.RAPIDO 16	0.96
01020101020	UNIAO SIMPLES ENC.RAPIDO 20	1.59
01020101025	UNIAO SIMPLES ENC.RAPIDO 25	1.66
01020101032	UNIAO SIMPLES ENC.RAPIDO 32	2.17
01020101040	UNIAO SIMPLES ENC.RAPIDO 40	3.36
01020101050	UNIAO SIMPLES ENC.RAPIDO 50	4.54
01020101063	UNIAO SIMPLES ENC.RAPIDO 63	6.28
01020101075	UNIAO SIMPLES ENC.RAPIDO 75	12.14
01020101090	UNIAO SIMPLES ENC.RAPIDO 90	17.72
01020101110	UNIAO SIMPLES ENC.RAPIDO 110	41.80

UNIOES UNIVERSAL MULTIMATERIAIS ENC.RAP

010201032428	UNIAO UNIVERSAL MULTIMAT. ENC.RAP.24-28	49.22
010201033135	UNIAO UNIVERSAL MULTIMAT. ENC.RAP.31-35	60.09
010201034043	UNIAO UNIVERSAL MULTIMAT. ENC.RAP.40-43	73.82
010201034851	UNIAO UNIVERSAL MULTIMAT. ENC.RAP.48-51	88.42
010201036064	UNIAO UNIVERSAL MULTIMAT. ENC.RAP.60-64	117.89

UNIOES/ADAPT.ELECTRO**ADAPTADORES LONGOS PE LATAO ROSCA FEMEA**

01021706020020	ADAPTADOR LONGO R/F PE LATAO 20X1/2"	12.37
01021706025025	ADAPTADOR LONGO R/F PE LATAO 25X3/4"	13.90
01021706032032	ADAPTADOR LONGO R/F PE LATAO 32X1"	18.53
01021706040040	ADAPTADOR LONGO R/F PE LATAO 40X11/4"	23.94
01021706050050	ADAPTADOR LONGO R/F PE LATAO 50X11/2"	29.34
01021706063050	ADAPTADOR LONGO R/F PE LATAO 63X11/2"	47.10
01021706063063	ADAPTADOR LONGO R/F PE LATAO 63X2"	41.70
01021706075075	ADAPTADOR LONGO R/F PE LATAO 75X21/2"	75.68
01021706090090	ADAPTADOR LONGO R/F PE LATAO 90X3"	89.89



01021706110110	ADAPTADOR LONGO R/F PE LATAO 110X4"	132.67
01021706125110	ADAPTADOR LONGO R/F PE LATAO 125X4"	138.74

ADAPTADORES LONGOS PE LATAO ROSCA MACHO

01021705020020	ADAPTADOR LONGO R/M PE LATAO 20X1/2"	13.02
01021705025025	ADAPTADOR LONGO R/M PE LATAO 25X3/4"	14.40
01021705032032	ADAPTADOR LONGO R/M PE LATAO 32X1"	18.53
01021705040040	ADAPTADOR LONGO R/M PE LATAO 40X11/4"	23.94
01021705050040	ADAPTADOR LONGO R/M PE LATAO 50X11/4"	34.90
01021705050050	ADAPTADOR LONGO R/M PE LATAO 50X11/2"	29.34
01021705063050	ADAPTADOR LONGO R/M PE LATAO 63X11/2"	47.10
01021705063063	ADAPTADOR LONGO R/M PE LATAO 63X2"	41.70
01021705075075	ADAPTADOR LONGO R/M PE LATAO 75X21/2"	85.67
01021705090090	ADAPTADOR LONGO R/M PE LATAO 90X3"	109.65
01021705110110	ADAPTADOR LONGO R/M PE LATAO 110X4"	150.83
01021705125110	ADAPTADOR LONGO R/M PE LATAO 125X4"	155.52

**ADAPTADORES PE LATAO ROSCA FEMEA LOUCA**

01021707025032	ADAPTADOR PE / LATAO FEMEA LOUCA 25X1	30.38
01021707040040	ADAPTADOR PE / LATAO FEMEA LOUCA 40X11/4	46.13
01021707063063	ADAPTADOR PE / LATAO FEMEA LOUCA 63X2	61.71

UNIOES ELECTROSOLDAVEIS

01021701020	UNIAO ELECTROSOLD.PE100 20	3.40
01021701025	UNIAO ELECTROSOLD.PE100 25	3.40
01021701032	UNIAO ELECTROSOLD.PE100 32	3.60
01021701040	UNIAO ELECTROSOLD.PE100 40	4.30
01021701050	UNIAO ELECTROSOLD.PE100 50	4.90
01021701063	UNIAO ELECTROSOLD.PE100 63	4.95
01021701075	UNIAO ELECTROSOLD.PE100 75	7.85
01021701090	UNIAO ELECTROSOLD.PE100 90	9.90
01021701110	UNIAO ELECTROSOLD.PE100 110	11.60
01021701125	UNIAO ELECTROSOLD.PE100 125	19.00
01021701140	UNIAO ELECTROSOLD.PE100 140	24.20
01021701160	UNIAO ELECTROSOLD.PE100 160	25.35
01021701180	UNIAO ELECTROSOLD.PE100 180	38.80
01021701200	UNIAO ELECTROSOLD.PE100 200	39.65
01021701225	UNIAO ELECTROSOLD.PE100 225	56.80
01021701250	UNIAO ELECTROSOLD.PE100 250	92.50
01021701280	UNIAO ELECTROSOLD.PE100 280	135.20
01021701315	UNIAO ELECTROSOLD.PE100 315	149.60
01021701355	UNIAO ELECTROSOLD.PE100 355	255.00
01021701400	UNIAO ELECTROSOLD.PE100 400	320.70
01021701450	UNIAO ELECTROSOLD.PN10 450	587.50
01021701500	UNIAO ELECTROSOLD.PE100 500	816.00

VALVULAS EM PEAD**ACESSORIOS P/VALVULAS PE**

0102241001	EXTENSAO TELESCOPICA P/VALVULA PE	52.58
0102241003	HASTE DE MANOBRA P/VALVULA PE 32 A 125	SobConsulta
0102241004	CHAVE P/VALVULA PE 500MM	65.80
0102241005	CHAVE P/VALVULA PE 1200MM	73.35

VALVULAS MACHO ESFERICAS P/GAS

01022401020	VALVULA M ESFERICO PE100 20	54.00
01022401025	VALVULA M ESFERICO PE100 25	54.00
01022401032	VALVULA M ESFERICO PE100 32	54.00
01022401040	VALVULA M ESFERICO PE100 40	90.00
01022401050	VALVULA M ESFERICO PE100 50	100.80
01022401063	VALVULA M ESFERICO PE100 63	115.20
01022401090	VALVULA M ESFERICO PE100 90	205.20
01022401110	VALVULA M ESFERICO PE100 110	237.60
01022401160	VALVULA M ESFERICO PE100 160	633.60



VALVULAS PE TIPO CUNHA P/AGUA

01022403110 VALVULA EM PE100 P/AGUA FRIALOC DN110 SobConsulta

VALVULAS MARE PEAD**PESOS INOX P/VALVULAS MARÉ**

010235030500 PESO EM INOX P/VALVULA DE MARE 500 SobConsulta

VALVULA MARÉ MOD.NB

01023502200 VALVULA DE MARÉ EM PEAD MOD.NB DN200 845.50

VALVULAS DE MARÉ EM PEAD

01023501500 VALVULA DE MARÉ EM PEAD DN500 SobConsulta

01023501630 VALVULA DE MARÉ EM PEAD DN630 SobConsulta

ACESS.PVC RIGIDO PRESSAO (COLAR/ROS**ADAPTADORES PVC RIGI****ADAPTADORES CÔNICOS LISOS P/TUBO**

010616032016 ADAPTADOR LISO P/TUBO PVC 20X16 0.34

ADAPTADORES CÔNICOS ROSCADOS P/TUBO PVC

01061601020 ADAPTADOR CONICO ROSC.P/TUBO PVC 1/2 0.35

01061601025 ADAPTADOR CONICO ROSC.P/TUBO PVC 3/4 0.41

01061601032 ADAPTADOR CONICO ROSC.P/TUBO PVC 1 0.55

ANILHAS P/PVC RIGIDO**ANILHAS REFORCO ACO INOX P/PVC RIGIDO**

01061201020 ANILHA REFOR.ACO INOX P/PVC RIG.1/2 0.08

01061201025 ANILHA REFOR.ACO INOX P/PVC RIG.3/4 0.09

01061201032 ANILHA REFOR.ACO INOX P/PVC RIG.1 0.21

01061201040 ANILHA REFOR.ACO INOX P/PVC RIG.11/4 0.14

01061201050 ANILHA REFOR.ACO INOX P/PVC RIG.11/2 0.15

01061201063 ANILHA REFOR.ACO INOX P/PVC RIG.2 0.20

BRACADEIRAS PVC RIGI**BRACAD.PVC RIG.DUPLAS ROSCADAS C/REFORCO**

01061005032 ABRACADEIRA CLIP PP 32 0.57

01061005040 ABRACADEIRA CLIP PP 40 0.76

01061005050 ABRACADEIRA CLIP PP 50 0.90

01061005063 ABRACADEIRA CLIP PP 63 1.22

01061005075 ABRACADEIRA CLIP PP 75 2.12

01061005090 ABRACADEIRA CLIP PP 90 2.45

BRACADEIRAS COLUNA PVC RIGIDO

01061003063 BRACADEIRA COLUNA PVC RIG.63 0.88

01061003075 BRACADEIRA COLUNA PVC RIG.75 0.94

01061003090 BRACADEIRA COLUNA PVC RIG.90 1.12

01061003110 BRACADEIRA COLUNA PVC RIG.110 1.20

BRACADEIRAS COLUNA ST1

01061006063 BRACADEIRA COLUNA ST1 063 CZ 1.15

01061006075 BRACADEIRA COLUNA ST1 075 CZ 1.58

01061006090 BRACADEIRA COLUNA ST1 090 CZ 2.18

BRACADEIRAS MOLA PVC RIGIDO

01061002012 BRACADEIRA MOLA PVC RIG.12 0.04

01061002016 BRACADEIRA MOLA PVC RIG.16 0.05

01061002020 BRACADEIRA MOLA PVC RIG.20 0.12

01061002025 BRACADEIRA MOLA PVC RIG.25 0.10

01061002032 BRACADEIRA MOLA PVC RIG.32 0.32

01061002040 BRACADEIRA MOLA PVC RIG.40 0.34

01061002050 BRACADEIRA MOLA PVC RIG.50 0.38

BRACADEIRAS PVC RIGI.ROSCADAS C/REFORCO

01061001025020 BRACADEIRA ROSCADA C/REFORCO 25X1/2 1.00

01061001025025 BRACADEIRA ROSCADA C/REFORCO 25X3/4 1.00

01061001032020 BRACADEIRA ROSCADA C/REFORCO 32X1/2 1.12

01061001032025 BRACADEIRA ROSCADA C/REFORCO 32X3/4 1.12

01061001032032 BRACADEIRA ROSCADA C/REFORCO 32X1 1.12



01061001040020	BRACADEIRA ROSCADA C/REFORCO 40X1/2	1.22
01061001040025	BRACADEIRA ROSCADA C/REFORCO 40X3/4	1.22
01061001040032	BRACADEIRA ROSCADA C/REFORCO 40X1	1.22
01061001050020	BRACADEIRA ROSCADA C/REFORCO 50X1/2	1.40
01061001050025	BRACADEIRA ROSCADA C/REFORCO 50X3/4	1.40
01061001050032	BRACADEIRA ROSCADA C/REFORCO 50X1	1.40
01061001063020	BRACADEIRA ROSCADA C/REFORCO 63X1/2	2.00
01061001063025	BRACADEIRA ROSCADA C/REFORCO .63X3/4	2.00
01061001063032	BRACADEIRA ROSCADA C/REFORCO 63X1	2.12
01061001063050	BRACADEIRA ROSCADA C/REFORCO 63X11/2	2.38
01061001075020	BRACADEIRA ROSCADA C/REFORCO 75X1/2	3.06
01061001075025	BRACADEIRA ROSCADA C/REFORCO 75X3/4	3.06
01061001075032	BRACADEIRA ROSCADA C/REFORCO 75X1	3.06
01061001075050	BRACADEIRA ROSCADA C/REFORCO 75X11/2	3.06
01061001090020	BRACADEIRA ROSCADA C/REFORCO 90X1/2	3.94
01061001090025	BRACADEIRA ROSCADA C/REFORCO 90X3/4	3.94
01061001090032	BRACADEIRA ROSCADA C/REFORCO 90X1	3.94
01061001090040	BRACADEIRA ROSCADA C/REFORCO 90X11/4	3.94
01061001090050	BRACADEIRA ROSCADA C/REFORCO 90X11/2	3.94
01061001110020	BRACADEIRA ROSCADA C/REFORCO 110X1/2	4.56
01061001110025	BRACADEIRA ROSCADA C/REFORCO 110X3/4	4.56
01061001110032	BRACADEIRA ROSCADA C/REFORCO 110X1	4.56
01061001110050	BRACADEIRA ROSCADA C/REFOR.110X11/2	4.56
01061001110063	BRACADEIRA ROSCADA C/REFORCO 110X2	4.56
01061001125032	BRACADEIRA ROSCADA C/REFORCO 125X1	7.18
01061001125050	BRACADEIRA ROSCADA C/REFORCO 125X11/2	7.18
01061001125063	BRACADEIRA ROSCADA C/REFORCO 125X2	7.18
01061001140032	BRACADEIRA ROSCADA C/REFORCO 140X1	8.30
01061001140050	BRACADEIRA ROSCADA C/REFORCO 140X11/2	8.30
01061001140063	BRACADEIRA ROSCADA C/REFORCO 140X2	9.55
01061001140090	BRACADEIRA ROSCADA C/REFORCO 140X3	12.72
01061001160032	BRACADEIRA ROSCADA C/REFORCO 160X1	13.52
01061001160050	BRACADEIRA ROSCADA C/REFORCO 160X11/2	13.52
01061001160063	BRACADEIRA ROSCADA C/REFORCO 160X2	13.52
01061001160090	BRACADEIRA ROSCADA C/REFORCO 160X3	18.29
01061001200032	BRACADEIRA ROSCADA C/REFORCO 200X1	39.47
01061001200063	BRACADEIRA ROSCADA C/REFORCO 200X2	39.47
01061001200090	BRACADEIRA ROSCADA C/REFORCO 200X3	48.55
01061001315040	BRACADEIRA ROSCADA C/REFORCO 315X11/4	66.15

**FECHOS P/ABRACADEIRAS MOLA PVC RIGIDO**

01061004012	FECHO P/ABRAC.MOLA PVC RIG.12	SobConsulta
01061004016	FECHO P/ABRAC.MOLA PVC RIG.16	SobConsulta
01061004020	FECHO P/ABRAC.MOLA PVC RIG.20	SobConsulta
01061004025	FECHO P/ABRAC.MOLA PVC RIG.25	SobConsulta
01061004032	FECHO P/ABRAC.MOLA PVC RIG.32	0.08
01061004040	FECHO P/ABRAC.MOLA PVC RIG.40	0.10
01061004050	FECHO P/ABRAC.MOLA PVC RIG.50	0.15

CASQ.DUPLOS PVC RIG**CASQUILHOS DUPLOS PVC RIGIDO ROSCADOS**

01060501020	CASQ.DUPLO PVC RIG.ROSC.1/2	0.40
01060501025	CASQ.DUPLO PVC RIG.ROSC.3/4	0.48
01060501032	CASQ.DUPLO PVC RIG.ROSC.1	0.69
01060501040	CASQ.DUPLO PVC RIG.ROSC.11/4	0.95
01060501050	CASQ.DUPLO PVC RIG.ROSC.11/2	1.48
01060501063	CASQ.DUPLO PVC RIG.ROSC.2	2.02
01060501075	CASQ.DUPLO PVC RIG.ROSC.21/2	3.72
01060501090	CASQ.DUPLO PVC RIG.ROSC.3	6.79
01060501110	CASQ.DUPLO PVC RIG.ROSC.4	8.16

CASQUILHOS DUPLOS REDUCAO PVC RIGIDO

+351 244 800 160
+351 244 802 323



geral@canalcentro.pt
info@canalcentro.pt



R. do Bailadouro s/nº,
2410-211 Pousos

01060502025020	CASQ.DUPLO RED.PVC RIG.3/4X1/2	0.57
01060502032020	CASQ.DUPLO RED.PVC RIG.1X1/2	0.79
01060502032025	CASQ.DUPLO RED.PVC RIG.1X3/4	0.89
01060502040032	CASQ.DUPLO RED.PVC RIG.11/4X1	1.10
01060502050040	CASQ.DUPLO RED.PVC RIG.11/2X11/4	1.40
01060502063050	CASQ.DUPLO RED.PVC RIG.2X11/2	2.44
01060502075063	CASQ.DUPLO RED.PVC RIG.21/2X2	2.54

COLARINHOS & FLANGES**COLARINHOS C/CAIXA PVC RIGIDO COLAR**

01060800250	COLARINHO C/CAIXA PVC RIG.COLAR 250	55.41
-------------	-------------------------------------	-------

COLARINHOS ESTRIADOS PVC RIGIDO COLAR

01060801020	COLARINHO ESTRIADO PVC RIG. COLAR 20	0.88
01060801025	COLARINHO ESTRIADO PVC RIG. COLAR 25	0.88
01060801032	COLARINHO ESTRIADO PVC RIG. COLAR 32	1.00
01060801040	COLARINHO ESTRIADO PVC RIG.COLAR 40	1.19
01060801050	COLARINHO ESTRIADO PVC RIG.COLAR 50	1.77
01060801063	COLARINHO ESTRIADO PVC RIG.COLAR 63	1.94
01060801075	COLARINHO ESTRIADO PVC RIG.COLAR 75	1.71
01060801090	COLARINHO ESTRIADO PVC RIG.COLAR 90	3.58
01060801110	COLARINHO ESTRIADO PVC RIG.COLAR 110	4.72
01060801125	COLARINHO ESTRIADO PVC RIG.COLAR 125	6.27
01060801140	COLARINHO ESTRIADO PVC RIG.COLAR 140	12.20
01060801160	COLARINHO ESTRIADO PVC RIG.COLAR 160	12.60
01060801200	COLARINHO ESTRIADO PVC RIG.COLAR 200	18.71
01060801225	COLARINHO ESTRIADO PVC RIG.COLAR 225	22.25
01060801250	COLARINHO ESTRIADO PVC RIG.COLAR 250	55.41
01060801315	COLARINHO ESTRIADO PVC RIG.COLAR 315	78.60
01060801400	COLARINHO ESTRIADO PVC RIG.COLAR 400	189.77

**FLANGES CEGAS PVC RIGIDO**

01060804063	FLANGE CEGA PVC RIG.63	5.40
01060804090	FLANGE CEGA PVC RIG.90	9.59
01060804110	FLANGE CEGA PVC RIG.110	12.35
01060804160	FLANGE CEGA PVC RIG.160	38.00
01060804200	FLANGE CEGA PVC RIG.200	50.04

FLANGES LIVRES PVC RIGIDO

01060802020	FLANGE LIVRE PVC RIG.20	1.95
01060802025	FLANGE LIVRE PVC RIG.25	2.13
01060802032	FLANGE LIVRE PVC RIG.32	2.39
01060802040	FLANGE LIVRE PVC RIG.40	3.00
01060802050	FLANGE LIVRE PVC RIG.50	3.10
01060802063	FLANGE LIVRE PVC RIG.63	3.30
01060802075	FLANGE LIVRE PVC RIG.75	3.45
01060802090	FLANGE LIVRE PVC RIG.90	3.55
01060802110	FLANGE LIVRE PVC RIG.110	5.90
01060802125	FLANGE LIVRE PVC RIG.125	8.66
01060802140	FLANGE LIVRE PVC RIG.140	10.45
01060802140125	FLANGE LIVRE PVC RIG.140/125	13.32
01060802160	FLANGE LIVRE PVC RIG.160	14.45
01060802200	FLANGE LIVRE PVC RIG.200	28.99
01060802225	FLANGE LIVRE PVC RIG.225	28.99
01060802250	FLANGE LIVRE PVC RIG.250	28.08
01060802315	FLANGE LIVRE PVC RIG.315	67.82
01060802400	FLANGE LIVRE PVC RIG.400	145.36

PONTAS ABOCARDADAS PVC RIGIDO

01060803063	PONTA ABOCARDADA PVC RIG.63	2.38
01060803075	PONTA ABOCARDADA PVC RIG.75	4.68
01060803090	PONTA ABOCARDADA PVC RIG.90	5.66
01060803110	PONTA ABOCARDADA PVC RIG.110	7.57

CRUZETAS PVC RIGIDO

+351 244 800 160
+351 244 802 323



geral@canalcentro.pt
info@canalcentro.pt



R. do Bailadouro s/nº,
2410-211 Pousos

CRUZETAS PVC RIGIDO COLAR

01060601032	CRUZETA PVC RIG.COLAR 32	1.84
01060601040	CRUZETA PVC RIG.COLAR 40	2.79
01060601050	CRUZETA PVC RIG.COLAR 50	3.24
01060601063	CRUZETA PVC RIG.COLAR 63	5.86
01060601090	CRUZETA PVC RIG.COLAR 90	11.03
01060601110	CRUZETA PVC RIG.COLAR 110	16.56

CURVAS PVC RIGIDO**CURVAS PVC RIGIDO COLAR 90.**

01061301020	CURVA PVC RIG.COLAR 90 20	2.62
01061301025	CURVA PVC RIG.COLAR 90 25	2.93
01061301032	CURVA PVC RIG.COLAR 90 32	4.73
01061301040	CURVA PVC RIG.COLAR 90 40	2.69
01061301050	CURVA PVC RIG.COLAR 90 50	4.55
01061301063	CURVA PVC RIG.COLAR 90 63	6.62
01061301075	CURVA PVC RIG.COLAR 90 75	14.76
01061301090	CURVA PVC RIG.COLAR 90 90	25.16
01061301110	CURVA PVC RIG.COLAR 90 110	40.73
01061301160	CURVA PVC RIG.COLAR 90 160	87.00

**JOELHOS PVC RIGIDO****JOELHOS PVC RIGIDO COLAR 45.**

01060104020	JOELHO PVC RIGIDO COLAR 45 20	0.32
01060104025	JOELHO PVC RIGIDO COLAR 45 25	0.35
01060104032	JOELHO PVC RIGIDO COLAR 45 32	0.52
01060104040	JOELHO PVC RIGIDO COLAR 45 40	0.65
01060104050	JOELHO PVC RIGIDO COLAR 45 50	0.87
01060104063	JOELHO PVC RIGIDO COLAR 45 63	1.49
01060104075	JOELHO PVC RIGIDO COLAR 45 75	3.02
01060104090	JOELHO PVC RIGIDO COLAR 45 90	4.13
01060104110	JOELHO PVC RIGIDO COLAR 45 110	8.02
01060104125	JOELHO PVC RIGIDO COLAR 45 125	12.14
01060104140	JOELHO PVC RIGIDO COLAR 45 140	20.25
01060104160	JOELHO PVC RIGIDO COLAR 45 160	24.99
01060104200	JOELHO PVC RIGIDO COLAR 45 200	35.59
01060104225	JOELHO PVC RIGIDO COLAR 45 225	48.20
01060104250	JOELHO PVC RIGIDO COLAR 45 250	143.38
01060104315	JOELHO PVC RIGIDO COLAR 45 315	204.00

JOELHOS PVC RIGIDO COLAR 90.

01060103020	JOELHO PVC RIGIDO COLAR 90 20	0.24
01060103025	JOELHO PVC RIGIDO COLAR 90 25	0.29
01060103032	JOELHO PVC RIGIDO COLAR 90 32	0.47
01060103040	JOELHO PVC RIGIDO COLAR 90 40	0.71
01060103050	JOELHO PVC RIGIDO COLAR 90 50	1.03
01060103063	JOELHO PVC RIGIDO COLAR 90 63	1.55
01060103075	JOELHO PVC RIGIDO COLAR 90 75	2.89
01060103090	JOELHO PVC RIGIDO COLAR 90 90	4.60
01060103110	JOELHO PVC RIGIDO COLAR 90 110	8.22
01060103125	JOELHO PVC RIGIDO COLAR 90 125	12.96
01060103140	JOELHO PVC RIGIDO COLAR 90 140	29.39
01060103160	JOELHO PVC RIGIDO COLAR 90 160	30.50
01060103200	JOELHO PVC RIGIDO COLAR 90 200	39.30
01060103225	JOELHO PVC RIGIDO COLAR 90 225	59.33
01060103250	JOELHO PVC RIGIDO COLAR 90 250	137.28
01060103315	JOELHO PVC RIGIDO COLAR 90 315	315.18

JOELHOS PVC RIGIDO ROSCADOS 45.

01060102020	JOELHO PVC RIGIDO ROSC.45 1/2	1.90
01060102025	JOELHO PVC RIGIDO ROSC.45 3/4	2.11
01060102032	JOELHO PVC RIGIDO ROSC.45 1	2.55
01060102040	JOELHO PVC RIGIDO ROSC.45 1 1/4	3.40



01060102050	JOELHO PVC RIGIDO ROSC.45 11/2	4.36
01060102063	JOELHO PVC RIGIDO ROSC.45 2	6.45
01060102075	JOELHO PVC RIGIDO ROSC.45 21/2	13.97
01060102090	JOELHO PVC RIGIDO ROSC.45 3	17.51

JOELHOS PVC RIGIDO ROSCADOS 90.

01060101020	JOELHO PVC RIGIDO ROSC.90 1/2	0.97
01060101025	JOELHO PVC RIGIDO ROSC.90 3/4	0.99
01060101032	JOELHO PVC RIGIDO ROSC.90 1	0.92
01060101040	JOELHO PVC RIGIDO ROSC.90 11/4	1.42
01060101050	JOELHO PVC RIGIDO ROSC.90 11/2	2.55
01060101063	JOELHO PVC RIGIDO ROSC.90 2	3.42
01060101075	JOELHO PVC RIGIDO ROSC.90 21/2	8.23
01060101090	JOELHO PVC RIGIDO ROSC.90 3	16.23
01060101110	JOELHO PVC RIGIDO ROSC.90 4	23.66

JOELHOS TRANSICAO PVC RIGIDO 90.

01060105020020	JOELHO TRANS.PVC RIGIDO 90 20X1/2	0.52
01060105025025	JOELHO TRANS.PVC RIGIDO 90 25X3/4	0.57
01060105032032	JOELHO TRANS.PVC RIGIDO 90 32X1	0.74
01060105040040	JOELHO TRANS.PVC RIGIDO 90 40X11/4	1.26
01060105050050	JOELHO TRANS.PVC RIGIDO 90 50X11/2	1.72
01060105063063	JOELHO TRANS.PVC RIGIDO 90 63X2	2.09
01060105075075	JOELHO TRANS.PVC RIGIDO 90 75X21/2	9.90
01060105090090	JOELHO TRANS.PVC RIGIDO 90 90X3	12.57
01060105110110	JOELHO TRANS.PVC RIGIDO 90 110X4	18.51

JOELHOS TRANSICAO PVC RIGIDO F/M 90.

01060106032032	JOELHO TRANS.PVC RIGIDO 90 F/M 32X1	1.04
----------------	-------------------------------------	------

JUNCOES S/C PVC RIGI**JUNCOES P/PISCINAS PVC RIGIDO**

01060304050050	JUNCAO F/M P/PISCINAS PVC 50X1 1/2	3.02
01060304063063	JUNCAO F/M P/PISCINAS PVC 63X2	3.90

JUNCOES PVC RIGIDO COLAR

01060302020	JUNCAO PVC RIG.COLAR 20	1.29
01060302025	JUNCAO PVC RIG.COLAR 25	1.58
01060302032	JUNCAO PVC RIG.COLAR 32	1.60
01060302040	JUNCAO PVC RIG.COLAR 40	2.42
01060302050	JUNCAO PVC RIG.COLAR 50	3.01
01060302063	JUNCAO PVC RIG.COLAR 63	4.43
01060302075	JUNCAO PVC RIG.COLAR 75	17.16
01060302090	JUNCAO PVC RIG.COLAR 90	22.06
01060302110	JUNCAO PVC RIG.COLAR 110	27.93

JUNCOES PVC RIGIDO ROSCADAS

01060301020	JUNCAO PVC RIG.ROSC.1/2	1.36
01060301025	JUNCAO PVC RIG.ROSC.3/4	1.79
01060301032	JUNCAO PVC RIG.ROSC.1	3.49
01060301040	JUNCAO PVC RIG.ROSC.11/4	3.49
01060301050	JUNCAO PVC RIG.ROSC.11/2	4.81
01060301063	JUNCAO PVC RIG.ROSC.2	18.46
01060301075	JUNCAO PVC RIG.ROSC.21/2	25.36
01060301090	JUNCAO PVC RIG.ROSC.3	27.32

JUNCOES TRANSICAO PVC RIGIDO

01060303020020	JUNCAO TRANS.PVC RIG.20X1/2	1.11
01060303020025	JUNCAO TRANS.PVC RIG.20X3/4	1.22
01060303025025	JUNCAO TRANS.PVC RIG.25X3/4	1.38
01060303032032	JUNCAO TRANS.PVC RIG.32X1	1.82
01060303040040	JUNCAO TRANS.PVC RIG.40X11/4	2.00
01060303050050	JUNCAO TRANS.PVC RIG.50X11/2	3.05
01060303063063	JUNCAO TRANS.PVC RIG.63X2	4.35
01060303075075	JUNCAO TRANS.PVC RIG.75X21/2	30.30



+351 244 800 160
+351 244 802 323



geral@canalcentro.pt
info@canalcentro.pt



R. do Bailadouro s/nº,
2410-211 Pousos

01060303090090	JUNCAO TRANS.PVC RIG.90X3	28.93
01060303110110	JUNCAO TRANS.PVC RIG.110X4	33.06
PASSA MUROS PP		
PASSA-MUROS PP		
01061501020	PASSA MURO PP 1/2"	1.64
01061501025	PASSA MURO PP 3/4"	1.87
01061501032	PASSA MURO PP 1"	3.10
01061501040	PASSA MURO PP 1 1/4"	3.74
01061501050	PASSA MURO PP 1 1/2"	4.48
01061501063	PASSA MURO PP 2"	5.20
PORCAS BATENTE ESTRIADA		
01061503110	PORCA BATENTE ESTRIADA 2"	2.47
PORCAS BATENTE OITAVA PVC		
01061502020	PORCA BATENTE OITAVA PVC 1/2	0.44
01061502025	PORCA BATENTE OITAVA PVC 3/4	0.50
01061502110	PORCA BATENTE OITAVADA 2	3.11
PASSA-MUROS PVC		
PASSA-MUROS EM PVC		
01061500063	PASSA MURO DUPLO PVC 2"	7.97
PONTAS TUBO ROSC.PP		
PONTAS TUBO ROSC.PP		
01064501020075	PONTA TUBO ROSC.PP H1/2X75 MM	0.42
RECORDS PVC RIGIDO		
RECORDS PVC RIGIDO COLAR		
01061102020	RECORD PVC RIG.COLAR 20	0.40
01061102032025	RECORD PVC RIG.COLAR 32X25	0.56
RECORDS PVC RIGIDO ROSCAR MACHO		
01061101010	RECORD PVC RIG.ROSC.M 3/8	0.87
01061101020	RECORD PVC RIG.ROSC.M 1/2	0.60
01061101025	RECORD PVC RIG.ROSC.M 3/4	0.65
01061101032	RECORD PVC RIG.ROSC.M 1	0.82
01061101040	RECORD PVC RIG.ROSC.M 1 1/4	0.98
01061101050	RECORD PVC RIG.ROSC.M 1 1/2	1.15
01061101063	RECORD PVC RIG.ROSC.M 2	1.31
REDUCOES PVC RIGIDO		
REDUCOES CURTAS PVC RIGIDO COLAR		
01060901025X020	RED.CURTA PVC RIG.COLAR 25X20	0.25
01060901032X020	RED.CURTA PVC RIG.COLAR 32X20	0.26
01060901032X025	RED.CURTA PVC RIG.COLAR 32X25	0.26
01060901040X025	RED.CURTA PVC RIG.COLAR 40X25	0.40
01060901040X032	RED.CURTA PVC RIG.COLAR 40X32	0.40
01060901050X032	RED.CURTA PVC RIG.COLAR 50X32	0.45
01060901050X040	RED.CURTA PVC RIG.COLAR 50X40	0.69
01060901063X032	RED.CURTA PVC RIG.COLAR 63X32	0.69
01060901063X040	RED.CURTA PVC RIG.COLAR 63X40	0.69
01060901063X050	RED.CURTA PVC RIG.COLAR 63X50	0.69
01060901075X040	RED.CURTA PVC RIG.COLAR 75X40	1.03
01060901075X050	RED.CURTA PVC RIG.COLAR 75X50	1.14
01060901075X063	RED.CURTA PVC RIG.COLAR 75X63	1.96
01060901090X050	RED.CURTA PVC RIG.COLAR 90X50	1.96
01060901090X063	RED.CURTA PVC RIG.COLAR 90X63	1.96
01060901090X075	RED.CURTA PVC RIG.COLAR 90X75	1.96
01060901110X050	RED.CURTA PVC RIG.COLAR 110X50	3.68
01060901110X063	RED.CURTA PVC RIG.COLAR 110X63	3.68
01060901110X075	RED.CURTA PVC RIG.COLAR 110X75	3.68
01060901110X090	RED.CURTA PVC RIG.COLAR 110X90	5.18
01060901125X075	RED.CURTA PVC RIG.COLAR 125X75	5.68
01060901125X090	RED.CURTA PVC RIG.COLAR 125X90	5.68



01060901125X110	RED.CURTA PVC RIG.COLAR 125X110	5.68
01060901140X090	RED.CURTA PVC RIG.COLAR 140X90	11.58
01060901140X110	RED.CURTA PVC RIG.COLAR 140X110	11.58
01060901140X125	RED.CURTA PVC RIG.COLAR 140X125	11.58
01060901160X090	RED.CURTA PVC RIG.COLAR 160X90	12.11
01060901160X110	RED.CURTA PVC RIG.COLAR 160X110	12.11
01060901160X125	RED.CURTA PVC RIG.COLAR 160X125	12.11
01060901160X140	RED.CURTA PVC RIG.COLAR 160X140	12.11
01060901200X110	RED.CURTA PVC RIG.COLAR 200X110	20.61
01060901200X125	RED.CURTA PVC RIG.COLAR 200X125	22.75
01060901200X140	RED.CURTA PVC RIG.COLAR 200X140	23.62
01060901200X160	RED.CURTA PVC RIG.COLAR 200X160	28.06
01060901225X140	RED.CURTA PVC RIG.COLAR 225X140	24.10
01060901225X200	RED.CURTA PVC RIG.COLAR 225X200	26.43
01060901250X125	RED.CURTA PVC RIG.COLAR 250X125	41.20
01060901250X160	RED.CURTA PVC RIG.COLAR 250X160	41.20
01060901250X200	RED.CURTA PVC RIG.COLAR 250X200	47.18
01060901250X225	RED.CURTA PVC RIG.COLAR 250X225	41.22
01060901315X160	RED.CURTA PVC RIG.COLAR 315X160	86.03
01060901315X200	RED.CURTA PVC RIG.COLAR 315X200	90.96
01060901315X250	RED.CURTA PVC RIG.COLAR 315X250	90.96

**TAMPOES PP****TAMPOES FEMEA PP**

01064001020	TAMPAO FEMEA PP 1/2	0.35
-------------	---------------------	------

TAMPOES PVC RIGIDO**TAMPOES PVC RIGIDO COLAR FEMEA**

01060703020	TAMPAO PVC RIG.COLAR F 20	0.24
01060703025	TAMPAO PVC RIG.COLAR F 25	0.25
01060703032	TAMPAO PVC RIG.COLAR F 32	0.32
01060703040	TAMPAO PVC RIG.COLAR F 40	0.65
01060703050	TAMPAO PVC RIG.COLAR F 50	0.81
01060703063	TAMPAO PVC RIG.COLAR F 63	0.94
01060703075	TAMPAO PVC RIG.COLAR F 75	2.10
01060703090	TAMPAO PVC RIG.COLAR F 90	2.99
01060703110	TAMPAO PVC RIG.COLAR F 110	6.71
01060703125	TAMPAO PVC RIG.COLAR F 125	9.46
01060703140	TAMPAO PVC RIG.COLAR F 140	13.49
01060703160	TAMPAO PVC RIG.COLAR F 160	23.19
01060703200	TAMPAO PVC RIG.COLAR F 200	20.00
01060703250	TAMPAO PVC RIG.COLAR F 250	54.38

TAMPOES PVC RIGIDO ROSCADOS FEMEA

01060702020	TAMPAO PVC RIG.ROSC.F 1/2	0.35
01060702025	TAMPAO PVC RIG.ROSC.F 3/4	0.69
01060702032	TAMPAO PVC RIG.ROSC.F 1	0.69
01060702040	TAMPAO PVC RIG.ROSC.F 11/4	0.87
01060702050	TAMPAO PVC RIG.ROSC.F 11/2	1.08
01060702063	TAMPAO PVC RIG.ROSC.F 2	1.48
01060702075	TAMPAO PVC RIG.ROSC.F 21/2	8.38
01060702090	TAMPAO PVC RIG.ROSC.F 3	10.82
01060702110	TAMPAO PVC RIG.ROSC.F 4	12.65

TAMPOES PVC RIGIDO ROSCADOS MACHO

01060701020	TAMPAO PVC RIG.ROSC.M 1/2	0.27
01060701025	TAMPAO PVC RIG.ROSC.M 3/4	0.56
01060701032	TAMPAO PVC RIG.ROSC.M 1	0.48
01060701040	TAMPAO PVC RIG.ROSC.M 11/4	0.82
01060701050	TAMPAO PVC RIG.ROSC.M 11/2	1.50
01060701063	TAMPAO PVC RIG.ROSC.M 2	1.40
01060701075	TAMPAO PVC RIG.ROSC.M 21/2	6.68
01060701090	TAMPAO PVC RIG.ROSC.M 3	6.77



01060701110	TAMPAO PVC RIG.ROSC.M 4	12.42
-------------	-------------------------	-------

TES PVC RIGIDO**FORQUILHA PVC RIGIDO COLAR A 45.**

01060406020	FORQ.PVC RIG.COLAR 45 20	1.49
01060406025	FORQ.PVC RIG.COLAR 45 25	1.72
01060406032	FORQ.PVC RIG.COLAR 45 32	2.24
01060406040	FORQ.PVC RIG.COLAR 45 40	2.63
01060406050	FORQ.PVC RIG.COLAR 45 50	2.89
01060406063	FORQ.PVC RIG.COLAR 45 63	6.05
01060406075	FORQ.PVC RIG.COLAR 45 75	14.47
01060406090	FORQ.PVC RIG.COLAR 45 90	26.57
01060406110	FORQ.PVC RIG.COLAR 45 110	91.11

TES PVC RIGIDO COLAR 90.

01060403020	TE PVC RIG.COLAR 90 20	0.30
01060403025	TE PVC RIG.COLAR 90 25	0.38
01060403032	TE PVC RIG.COLAR 90 32	0.54
01060403040	TE PVC RIG.COLAR 90 40	1.42
01060403050	TE PVC RIG.COLAR 90 50	1.36
01060403063	TE PVC RIG.COLAR 90 63	2.38
01060403075	TE PVC RIG.COLAR 90 75	3.71
01060403090	TE PVC RIG.COLAR 90 90	6.05
01060403110	TE PVC RIG.COLAR 90 110	10.47
01060403125	TE PVC RIG.COLAR 90 125	18.12
01060403140	TE PVC RIG.COLAR 90 140	29.81
01060403160	TE PVC RIG.COLAR 90 160	53.92
01060403200	TE PVC RIG.COLAR 90 200	48.48
01060403250	TE PVC RIG.COLAR 90 250	174.72
01060403315	TE PVC RIG.COLAR 90 315	300.52

TES PVC RIGIDO ROSCADOS 90.

01060401020	TE PVC RIG.ROSC.90 1/2	0.67
01060401025	TE PVC RIG.ROSC.90 3/4	0.89
01060401032	TE PVC RIG.ROSC.90 1	1.18
01060401040	TE PVC RIG.ROSC.90 1 1/4	1.90
01060401050	TE PVC RIG.ROSC.90 1 1/2	2.52
01060401063	TE PVC RIG.ROSC.90 2	3.78
01060401075	TE PVC RIG.ROSC.90 2 1/2	10.54
01060401090	TE PVC RIG.ROSC.90 3	15.02
01060401110	TE PVC RIG.ROSC.90 4	24.42

TES REDUCAO PVC RIGIDO COLAR 90.

01060404032020	TE RED.PVC RIG.COLAR 90 32X20	0.72
01060404050020	TE RED.PVC RIG.COLAR 90 50X20	1.52
01060404050025	TE RED.PVC RIG.COLAR 90 50X25	1.52
01060404050032	TE RED.PVC RIG.COLAR 90 50X32	1.52
01060404050040	TE RED.PVC RIG.COLAR 90 50X40	1.52
01060404063050	TE RED.PVC RIG.COLAR 90 63X50	2.14
01060404075050	TE RED.PVC RIG.COLAR 90 75X50	4.09
01060404075063	TE RED.PVC RIG.COLAR 90 75X63	4.09
01060404090050	TE RED.PVC RIG.COLAR 90 90X50	6.68
01060404090063	TE RED.PVC RIG.COLAR 90 90X63	6.68
01060404090075	TE RED.PVC RIG.COLAR 90 90X75	6.68
01060404110050	TE RED.PVC RIG.COLAR 90 110X50	11.58
01060404110063	TE RED.PVC RIG.COLAR 90 110X63	11.58
01060404110075	TE RED.PVC RIG.COLAR 90 110X75	11.58
01060404110090	TE RED.PVC RIG.COLAR 90 110X90	11.58
01060404125063	TE RED.PVC RIG.COLAR 90 125X63	SobConsulta
01060404125075	TE RED.PVC RIG.COLAR 90 125X75	SobConsulta
01060404140110	TE RED.PVC RIG.COLAR 90 140X110	39.80
01060404140125	TE RED.PVC RIG.COLAR 90 140X125	SobConsulta
01060404160110	TE RED.PVC RIG.COLAR 90 160X110	51.72



+351 244 800 160
+351 244 802 323



geral@canalcentro.pt
info@canalcentro.pt



R. do Bailadouro s/nº,
2410-211 Pousos

 **canalcentro**

01060404160140	TE RED.PVC RIG.COLAR 90 160X140	SobConsulta
01060404200110	TE RED.PVC RIG.COLAR 90 200X110	149.70
01060404200160	TE RED.PVC RIG.COLAR 90 200X160	149.70
01060404250200	TE RED.PVC RIG.COLAR 90 250X200	270.55

TES REDUCAO PVC RIGIDO ROSCADOS 90.

01060402025020	TE RED.PVC RIG.ROSC.90 3/4X1/2	0.85
----------------	--------------------------------	------

TES TRANSICAO PVC RIGIDO COLAR 90.

01060405020020	TE TRANS.PVC RIG.COLAR 90 20X1/2	0.57
01060405025025	TE TRANS.PVC RIG.COLAR 90 25X3/4	0.69
01060405032032	TE TRANS.PVC RIG.COLAR 90 32X1	0.81
01060405040040	TE TRANS.PVC RIG.COLAR 90 40X11/4	1.36
01060405050040	TE TRANS.PVC RIG.COLAR 90 50X11/4	3.21
01060405050050	TE TRANS.PVC RIG.COLAR 90 50X11/2	2.06
01060405063050	TE TRANS.PVC RIG.COLAR 90 63X11/2	5.01
01060405063063	TE TRANS.PVC RIG.COLAR 90 63X2	2.56
01060405075050	TE TRANS.PVC RIG.COLAR 90 75X11/2	4.14
01060405075075	TE TRANS.PVC RIG.COLAR 90 75X21/2	10.20
01060405090050	TE TRANS.PVC RIG.COLAR 90 90X11/2	6.70
01060405090090	TE TRANS.PVC RIG.COLAR 90 90X3	13.37
01060405110050	TE TRANS.PVC RIG.COLAR 90. 110X11/2	10.15
01060405110063	TE TRANS.PVC RIG.COLAR 90 110X2	10.15
01060405110110	TE TRANS.PVC RIG.COLAR 90 110X4	21.85

**UNIOES PVC RIGIDO****UNIOES MULTIPAS PVC RIGIDO F/M/F**

01060213025032020	UNIAO MULT.F/M/F PVC 25X32X1/2	0.59
01060213040050040	UNIAO MULT.F/M/F PVC 40X50X11/4	1.36

UNIOES MULTIPLAS PVC RIGIDO F/M/M

01060208020025020	UNIAO MULTIP.PVC RIG.F/M/M 20X25X1/2	0.36
01060208020052025	UNIAO MULTIP.PVC RIG.F/M/M 20X25X3/4	0.70
01060208025032020	UNIAO MULTIP.PVC RIG.F/M/M 25X32X1/2	0.38
01060208025032025	UNIAO MULTIP.PVC RIG.F/M/M 25X32X3/4	0.38
01060208025032032	UNIAO MULTIP.PVC RIG.F/M/M 25X32X1	0.38
01060208032040025	UNIAO MULTIP.PVC RIG.F/M/M 32X40X3/4	0.46
01060208032040032	UNIAO MULTIP.PVC RIG.F/M/M 32X40X1	0.82
01060208040050032	UNIAO MULTIP.PVC RIG.F/M/M 40X50X1	0.65
01060208040050040	UNIAO MULTIP.PVC RIG.F/M/M 40X50X11/4	1.14
01060208040050050	UNIAO MULTIP.PVC RIG.F/M/M 40X50X11/2	0.96
01060208050063050	UNIAO MULTIP.PVC RIG.F/M/M 50X63X11/2	1.19
01060208050063063	UNIAO MULTIP.PVC RIG.F/M/M 50X63X2	2.16
01060208063075050	UNIAO MULTIP.PVC RIG.F/M/M 63X75X11/2	3.86
01060208063075063	UNIAO MULTIP.PVC RIG.F/M/M 63X75X2	3.86
01060208063075075	UNIAO MULTIP.PVC RIG.F/M/M 63X75X21/2	4.50
01060208075090040	UNIAO MULTIP.PVC RIG.F/M/M 75X90X3	3.50
01060208075090063	UNIAO MULTIP.PVC RIG.F/M/M 75X90X2	3.50
01060208075090075	UNIAO MULTIP.PVC RIG.F/M/M 75X90X21/2	3.50
01060208090110075	UNIAO MULTIP.PVC RIG.F/M/M 90X110X21/2	4.50
01060208090110090	UNIAO MULTIP.PVC RIG.F/M/M 90X110X3	7.98
01060208090110110	UNIAO MULTIP.PVC RIG.F/M/M 90X110X4	7.98
01060208110125075	UNIAO MULTIP.PVC RIG.F/M/M 110X125X21/2	5.84
01060208110125090	UNIAO MULTIP.PVC RIG.F/M/M 110X125X3	5.84
01060208110125110	UNIAO MULTIP.PVC RIG.F/M/M 110X125X4	6.08
01060208140160110	UNIAO MULTIP.PVC RIG.F/M/M 140X160X4	12.22

UNIOES PVC RIGIDO ROSCADAS M/F

01060203020	UNIAO PVC RIG.ROSC.M/F 1/2	0.58
01060203025	UNIAO PVC RIG.ROSC.M/F 3/4	0.63
01060203032	UNIAO PVC RIG.ROSC.M/F 1	0.72
01060203063	UNIAO PVC RIG.ROSC.M/F 2	2.41

UNIOES REDUCAO PVC RIGIDO COLAR

+351 244 800 160
+351 244 802 323



geral@canalcentro.pt
info@canalcentro.pt



R. do Bailadouro s/nº,
2410-211 Pousos



01060205025020	UNIAO RED.PVC RIG.COLAR 25X20	0.32
01060205032020	UNIAO RED.PVC RIG.COLAR 32X20	0.35
01060205032025	UNIAO RED.PVC RIG.COLAR 32X25	0.35
01060205040025	UNIAO RED.PVC RIG.COLAR 40X25	0.58
01060205040032	UNIAO RED.PVC RIG.COLAR 40X32	0.58
01060205050032	UNIAO RED.PVC RIG.COLAR 50X32	1.22
01060205050040	UNIAO RED.PVC RIG.COLAR 50X40	1.22
01060205063050	UNIAO RED.PVC RIG.COLAR 63X50	1.21
01060205075050	UNIAO RED.PVC RIG.COLAR 75X50	2.36
01060205075063	UNIAO RED.PVC RIG.COLAR 75X63	2.42
01060205090063	UNIAO RED.PVC RIG.COLAR 90X63	4.06
01060205090075	UNIAO RED.PVC RIG.COLAR 90X75	7.26
01060205110063	UNIAO RED.PVC RIG.COLAR 110X63	5.86
01060205110075	UNIAO RED.PVC RIG.COLAR 110X75	5.87
01060205110090	UNIAO RED.PVC RIG.COLAR 110X90	5.86
01060205125063	UNIAO RED.PVC RIG.COLAR 125X63	7.28
01060205125075	UNIAO RED.PVC RIG.COLAR 125X75	7.69
01060205125090	UNIAO RED.PVC RIG.COLAR 125X90	7.58
01060205125110	UNIAO RED.PVC RIG.COLAR 125X110	7.58
01060205160090	UNIAO RED.PVC RIG.COLAR 160X090	12.43
01060205160110	UNIAO RED.PVC RIG.COLAR 160X110	12.43
01060205160125	UNIAO RED.PVC RIG.COLAR 160X125	12.43
01060205200110	UNIAO RED.PVC RIG.COLAR 200X110	20.29
01060205200160	UNIAO RED.PVC RIG.COLAR 200X160	32.07

UNIOES REDUCAO PVC RIGIDO ROSCADAS F/F

01060210063040	UNIAO RED.PVC RIG.ROSC.F/F 2X11/4	3.21
01060210063050	UNIAO RED.PVC RIG.ROSC.F/F 2X11/2	3.21

UNIOES REDUCAO PVC RIGIDO ROSCADAS M/F

01060202020010	UNIAO RED.PVC RIG.ROSC.M/F 1/2X3/8	0.31
01060202025020	UNIAO RED.PVC RIG.ROSC.M/F 3/4X1/2	1.20
01060202032020	UNIAO RED.PVC RIG.ROSC.M/F 1X1/2	0.83
01060202032025	UNIAO RED.PVC RIG.ROSC.M/F 1X3/4	0.83
01060202040020	UNIAO RED.PVC RIG.ROSC.M/F 11/4X1/2	1.42
01060202040025	UNIAO RED.PVC RIG.ROSC.M/F 11/4X3/4	1.32
01060202040032	UNIAO RED.PVC RIG.ROSC.M/F 11/4X1	1.32
01060202050020	UNIAO RED.PVC RIG.ROSC.M/F 11/2X1/2	1.38
01060202050025	UNIAO RED.PVC RIG.ROSC.M/F 11/2X3/4	1.66
01060202050032	UNIAO RED.PVC RIG.ROSC.M/F 11/2X1	1.62
01060202050040	UNIAO RED.PVC RIG.ROSC.M/F 11/2X11/4	1.62
01060202063025	UNIAO RED.PVC RIG.ROSC.M/F 2X3/4	2.29
01060202063032	UNIAO RED.PVC RIG.ROSC.M/F 2X1	2.29
01060202063040	UNIAO RED.PVC RIG.ROSC.M/F 2X11/4	2.29
01060202063050	UNIAO RED.PVC RIG.ROSC.M/F 2X11/2	2.29
01060202075063	UNIAO RED.PVC RIG.ROSC.M/F 21/2X2	5.95

UNIOES SIMPLES PVC RIGIDO COLAR

01060204020	UNIAO SIMPLES PVC RIG.COLAR 20	0.26
01060204025	UNIAO SIMPLES PVC RIG.COLAR 25	0.30
01060204032	UNIAO SIMPLES PVC RIG.COLAR 32	0.35
01060204040	UNIAO SIMPLES PVC RIG.COLAR 40	0.54
01060204050	UNIAO SIMPLES PVC RIG.COLAR 50	0.72
01060204063	UNIAO SIMPLES PVC RIG.COLAR 63	1.17
01060204075	UNIAO SIMPLES PVC RIG.COLAR 75	2.40
01060204090	UNIAO SIMPLES PVC RIG.COLAR 90	3.02
01060204110	UNIAO SIMPLES PVC RIG.COLAR 110	4.99
01060204125	UNIAO SIMPLES PVC RIG.COLAR 125	7.58
01060204140	UNIAO SIMPLES PVC RIG.COLAR 140	13.89
01060204160	UNIAO SIMPLES PVC RIG.COLAR 160	18.98
01060204200	UNIAO SIMPLES PVC RIG.COLAR 200	25.00
01060204225	UNIAO SIMPLES PVC RIG.COLAR 225	36.59



01060204250	UNIAO SIMPLES PVC RIG.COLAR 250	66.81
01060204315	UNIAO SIMPLES PVC RIG.COLAR 315	132.40

UNIOES SIMPLES PVC RIGIDO ROSCADAS

01060201020	UNIAO SIMPLES PVC RIGIDO ROSC.1/2	0.42
01060201025	UNIAO SIMPLES PVC RIGIDO ROSC.3/4	0.44
01060201032	UNIAO SIMPLES PVC RIGIDO ROSC.1	0.67
01060201040	UNIAO SIMPLES PVC RIGIDO ROSC.11/4	1.57
01060201050	UNIAO SIMPLES PVC RIGIDO ROSC.11/2	2.08
01060201063	UNIAO SIMPLES PVC RIGIDO ROSC.2	2.91
01060201075	UNIAO SIMPLES PVC RIGIDO ROSC.21/2	8.53
01060201090	UNIAO SIMPLES PVC RIGIDO ROSC.3	12.70
01060201110	UNIAO SIMPLES PVC RIGIDO ROSC.4	18.65

UNIOES TRANSICAO PVC RIGIDO F/F

01060207020020	UNIAO TRANS.PVC RIG.F/F 20X1/2	0.58
01060207025025	UNIAO TRANS.PVC RIG.F/F 25X3/4	0.64
01060207032032	UNIAO TRANS.PVC RIG.F/F 32X1	0.68
01060207040040	UNIAO TRANS.PVC RIG.F/F 40X11/4	0.70
01060207050050	UNIAO TRANS.PVC RIG.F/F 50X11/2	1.21
01060207050050NPT	UNIAO TRANS.PVC RIG.F/F 50X11/2 NPT	2.63
01060207063063	UNIAO TRANS.PVC RIG.F/F 63X2	2.61
01060207075075	UNIAO TRANS.PVC RIG.F/F 75X21/2	6.64
01060207090090	UNIAO TRANS.PVC RIG.F/F 90X3	7.64
01060207110110	UNIAO TRANS.PVC RIG.F/F 110X4	12.28

UNIOES TRANSICAO PVC RIGIDO M/F

01060206020020	UNIAO TRANS.PVC RIG.M/F 20X1/2	0.36
01060206025025	UNIAO TRANS.PVC RIG.M/F 25X3/4	0.34
01060206032032	UNIAO TRANS.PVC RIG.M/F 32X1	0.36
01060206040040	UNIAO TRANS.PVC RIG.M/F 40X11/4	0.68
01060206050032	UNIAO TRANS.PVC RIG.M/F 50X1	0.80
01060206050050	UNIAO TRANS.PVC RIG.M/F 50X11/2	0.70
01060206063032	UNIAO TRANS.PVC RIG.M/F 63X1	1.14
01060206063050	UNIAO TRANS.PVC RIG.M/F 63X11/2	1.14
01060206063063	UNIAO TRANS.PVC RIG.M/F 63X2	1.26
01060206075075	UNIAO TRANS.PVC RIG.M/F 75X21/2	5.99
01060206090090	UNIAO TRANS.PVC RIG.M/F 90X3	6.58

UNIOES TRANSICAO PVC RIGIDO F/M

01060209032025	UNIAO TRANS.F/M 32X3/4	1.34
----------------	------------------------	------

ACESSORIOS ACO INOX PRESS 316 FRABO**CASQUILHOS ACO INOX****CASQ. ACO INOX PRESS ROSCA F R.ZXF270**

0145050115012	CASQ.ACO INOX PRESS ROSCA F.15X1/2	9.81
0145050115034	CASQ.ACO INOX PRESS ROSCA F.15X3/4	8.34
0145050118012	CASQ.ACO INOX PRESS ROSCA F.18X1/2	9.73
0145050118034	CASQ.ACO INOX PRESS ROSCA F.18X3/4	10.95
0145050122001	CASQ.ACO INOX PRESS ROSCA F.22X1	15.11
0145050122012	CASQ.ACO INOX PRESS ROSCA F.22X1/2	10.70
0145050122034	CASQ.ACO INOX PRESS ROSCA F.22X3/4	14.82
0145050128001	CASQ.ACO INOX PRESS ROSCA F.28X1	17.20
0145050128034	CASQ.ACO INOX PRESS ROSCA F.28X3/4	13.68
0145050135114	CASQ.ACO INOX PRESS ROSCA F.35X11/4	28.87
0145050142112	CASQ.ACO INOX PRESS ROSCA F.42X11/2	41.64
0145050154200	CASQ.ACO INOX PRESS ROSCA F.54X2	38.24

CASQ. ACO INOX PRESS ROSCA M R.ZXF243

0145050215012	CASQ.ACO INOX PRESS ROSCA M.15X1/2	6.27
0145050218012	CASQ.ACO INOX PRESS ROSCA M.18X1/2	6.91
0145050218034	CASQ.ACO INOX PRESS ROSCA M.18X3/4	6.89
0145050222012	CASQ.ACO INOX PRESS ROSCA M.22X1/2	8.13
0145050222034	CASQ.ACO INOX PRESS ROSCA M.22X3/4	8.79



0145050228001	CASQ.ACO INOX PRESS ROSCA M.28X1	11.72
0145050228034	CASQ.ACO INOX PRESS ROSCA M.28X3/4	11.58
0145050235114	CASQ.ACO INOX PRESS ROSCA M.35X11/4	13.97
0145050242112	CASQ.ACO INOX PRESS ROSCA M.42X11/2	18.34
0145050254200	CASQ.ACO INOX PRESS ROSCA M.54X2	26.81

CASQ.ACO INOX PRESS C/PORC.LOUC.F ZXF359

0145050315034	CASQ.ACO INOX PRESS C/PORC.LOUC.15X3/4 F	7.78
0145050318034	CASQ.ACO INOX PRESS C/PORC.LOUC.18X3/4 F	6.72
0145050322001	CASQ.ACO INOX PRESS C/PORC.LOUC.22X1 F	9.79
0145050328114	CASQ.ACO INOX PRESS C/PORC.LOUC.28X11/4 F	12.21

**CURVAS ACO INOX PRES****CURV.45. SIMPLES ACO INOX PRESS R.ZX0041**

0145020315	CURVA 45. SIMPLES ACO INOX PRESS 15	5.09
0145020318	CURVA 45. SIMPLES ACO INOX PRESS 18	5.68
0145020322	CURVA 45. SIMPLES ACO INOX PRESS 22	6.04
0145020328	CURVA 45. SIMPLES ACO INOX PRESS 28	7.90
0145020335	CURVA 45. SIMPLES ACO INOX PRESS 35	11.61
0145020342	CURVA 45. SIMPLES ACO INOX PRESS 42	18.77
0145020354	CURVA 45. SIMPLES ACO INOX PRESS 54	25.72

CURVA 90.ACO INOX PRESS C/ROSCA M ZXF92L

0145020615012	CURVA 90. ACO INOX PRESS R. M 15X1/2	10.93
0145020618012	CURVA 90. ACO INOX PRESS R. M 18X1/2	24.72
0145020618034	CURVA 90. ACO INOX PRESS R. M 18X3/4	10.58
0145020622034	CURVA 90. ACO INOX PRESS R. M 22X3/4	11.34
0145020628001	CURVA 90. ACO INOX PRESS R. M 28X1	14.46
0145020635114	CURVA 90. ACO INOX PRESS R. M 35X11/4	20.39
0145020642112	CURVA 90. ACO INOX PRESS R. M 42X11/2	36.48
0145020654200	CURVA 90. ACO INOX PRESS R. M 54X2	46.59

CURVAS 45. M/F ACO INOX PRESS REF.ZX0040

0145020415	CURVA 45. M/F ACO INOX PRESS 15	5.37
0145020418	CURVA 45. M/F ACO INOX PRESS 18	5.71
0145020422	CURVA 45. M/F ACO INOX PRESS 22	6.60
0145020428	CURVA 45. M/F ACO INOX PRESS 28	7.74
0145020435	CURVA 45. M/F ACO INOX PRESS 35	10.51
0145020442	CURVA 45. M/F ACO INOX PRESS 42	14.14
0145020454	CURVA 45. M/F ACO INOX PRESS 54	18.41

CURVAS 90. M/F ACO INOX PRESS REF.ZX0001

0145020215	CURVA 90. M/F ACO INOX PRESS 15	4.57
0145020218	CURVA 90. M/F ACO INOX PRESS 18	4.81
0145020222	CURVA 90. M/F ACO INOX PRESS 22	5.28
0145020228	CURVA 90. M/F ACO INOX PRESS 28	7.04
0145020235	CURVA 90. M/F ACO INOX PRESS 35	10.73
0145020242	CURVA 90. M/F ACO INOX PRESS 42	17.31
0145020254	CURVA 90. M/F ACO INOX PRESS 54	25.07

CURVAS SIMPLES90. ACO INOX PRESS ZX0002

0145020115	CURVA SIMPLES 90. ACO INOX PRESS 15	4.41
0145020118	CURVA SIMPLES 90. ACO INOX PRESS 18	4.88
0145020122	CURVA SIMPLES 90. ACO INOX PRESS 22	5.80
0145020128	CURVA SIMPLES 90. ACO INOX PRESS 28	7.30
0145020135	CURVA SIMPLES 90. ACO INOX PRESS 35	10.94
0145020142	CURVA SIMPLES 90. ACO INOX PRESS 42	18.27
0145020154	CURVA SIMPLES 90. ACO INOX PRESS 54	26.09

CURVAS LISA ACO INOX**CURV.LISA AÇO INOX PRESS 30° ZX0030**

0145070254	CURVA LISA AÇO INOX PRESS 30° 54	43.17
------------	----------------------------------	-------

JOELHOS ACO INOX PRE**JOELHOS ACO INOX C/PATER PRESS RF.ZXF472**

0145030115012	JOELHO ACO INOX C/PATER PRESS 15X1/2	9.59
---------------	--------------------------------------	------



+351 244 800 160
+351 244 802 323



geral@canalcentro.pt
info@canalcentro.pt



R. do Bailadouro s/nº,
2410-211 Pousos



0145030118012	JOELHO ACO INOX C/PATER PRESS 18X1/2	10.30
0145030122034	JOELHO ACO INOX C/PATER PRESS 22X3/4	14.81
0145030128001	JOELHO ACO INOX C/PATER PRESS 28X1	18.50

JOELHOS C/ROSC.F.ACO INOX PRESS RZX0F90

0145030215012	JOELHO SIMP.F.ACO INOX PRESS 15X1/2	8.70
0145030218012	JOELHO SIMP.F.ACO INOX PRESS 18X1/2	8.79
0145030218034	JOELHO SIMP.F.ACO INOX PRESS 18X3/4	12.72
0145030222034	JOELHO SIMP.F.ACO INOX PRESS 22X3/4	11.69
0145030228001	JOELHO SIMP.F.ACO INOX PRESS 28X1	19.05

JOELHOS C/ROSC.M.ACO INOX PRESS R.9092AG

01450303015020	JOELHO SIMP.M.ACO INOX PRESS 15X1/2	11.64
01450303018025	JOELHO SIMP.M.ACO INOX PRESS 18X3/4	12.20

**JUNCOES ACO INOX PRE****JUNÇÕES AÇO INOX PRESS ZX0340**

0145150115012	JUNÇÃO INOX PRESS M/F 15X1/2	9.75
0145150115034	JUNÇÃO INOX PRESS M/F 15X3/4	10.36

JUNTAS DE DILATAÇÃO**JUNTAS DILATAÇÃO INOX PRESS/PRESS**

01450801022	JUNTA DILATAÇÃO INOX PRESS/PRESS 22	75.49
01450801028	JUNTA DILATAÇÃO INOX PRESS/PRESS 28	76.37
01450801042	JUNTA DILATAÇÃO INOX PRESS/PRESS 42	97.79

NAO PASSAR**MAQUINAS SANHA PRESS ECO**

0145120101	MAQ.SANHA PRESS ECO 3 S/MORDENTE	3199.9
------------	----------------------------------	--------

MORDENTES P/MAQ.SANHA PRESS ECO

0145120201	BASE + MORDENTE ECO 3 DE 76,1 E 88,9	2454.8
------------	--------------------------------------	--------

TACOS ACO INOX PRESS**TACOS AÇO INOX PRESS ZX0302**

0145200118	TACO INOX PRESS 18	5.64
0145200122	TACO INOX PRESS 22	6.11

TES ACO INOX PRESS**TE ROSC. CENTRO F.ACO INOX PRESS R.ZXF13**

0145040315012	TE ROSC.CENT.F.ACO INOX PRESS 15X1/2	7.87
0145040318012	TE ROSC.CENT.F.ACO INOX PRESS 18X1/2	13.01
0145040318034	TE ROSC.CENT.F.ACO INOX PRESS 18X3/4	12.27
0145040322012	TE ROSC.CENT.F.ACO INOX PRESS 22X1/2	8.43
0145040322034	TE ROSC.CENT.F.ACO INOX PRESS 22X3/4	9.44
0145040328001	TE ROSC.CENT.F.ACO INOX PRESS 28X1	16.54
0145040328012	TE ROSC.CENT.F.ACO INOX PRESS 28X1/2	10.01
0145040328034	TE ROSC.CENT.F.ACO INOX PRESS 28X3/4	11.29
0145040335034	TE ROSC.CENT.F.ACO INOX PRESS 35X3/4	15.31
0145040335114	TE ROSC.CENT.F.ACO INOX PRESS 35X11/4	21.56
0145040342034	TE ROSC.CENT.F.ACO INOX PRESS 42X3/4	18.73
0145040342112	TE ROSC.CENT.F.ACO INOX PRESS 42X11/2	22.04
0145040354034	TE ROSC.CENT.F.ACO INOX PRESS 54X3/4	22.24
0145040354200	TE ROSC.CENT.F.ACO INOX PRESS 54X2	29.93

TES REDUCAO ACO INOX PRESS R.ZX0131

01450402181515	TE RED.ACO INOX PRESS 18X15X15	9.10
01450402181518	TE RED.ACO INOX PRESS 18X15X18	7.43
01450402221515	TE RED.ACO INOX PRESS 22X15X15	20.32
01450402221522	TE RED.ACO INOX PRESS 22X15X22	7.85
01450402221818	TE RED.ACO INOX PRESS 22X18X18	16.47
01450402221822	TE RED.ACO INOX PRESS 22X18X22	8.10
01450402281528	TE RED.ACO INOX PRESS 28X15X28	9.34
01450402281828	TE RED.ACO INOX PRESS 28X18X28	9.13
01450402282222	TE RED.ACO INOX PRESS 28X22X22	16.01
01450402282228	TE RED.ACO INOX PRESS 28X22X28	9.73



01450402351535	TE RED.ACO INOX PRESS 35X15X35	12.38
01450402351835	TE RED.ACO INOX PRESS 35X18X35	12.54
01450402352235	TE RED.ACO INOX PRESS 35X22X35	12.78
01450402352835	TE RED.ACO INOX PRESS 35X28X35	13.41
01450402421842	TE RED.ACO INOX PRESS 42X18X42	18.14
01450402422242	TE RED.ACO INOX PRESS 42X22X42	18.99
01450402422842	TE RED.ACO INOX PRESS 42X28X42	19.16
01450402423542	TE RED.ACO INOX PRESS 42X35X42	19.67
01450402542254	TE RED.ACO INOX PRESS 54X22X54	24.15
01450402542854	TE RED.ACO INOX PRESS 54X28X54	24.97
01450402543554	TE RED.ACO INOX PRESS 54X35X54	24.74
01450402544254	TE RED.ACO INOX PRESS 54X42X54	26.40

TES SIMPLES ACO INOX PRESS R.ZX0130

0145040115	TE SIMPL.ACO INOX PRESS 15	7.14
0145040118	TE SIMPL.ACO INOX PRESS 18	8.02
0145040122	TE SIMPL.ACO INOX PRESS 22	8.92
0145040128	TE SIMPL.ACO INOX PRESS 28	11.13
0145040135	TE SIMPL.ACO INOX PRESS 35	14.14
0145040142	TE SIMPL.ACO INOX PRESS 42	19.86
0145040154	TE SIMPL.ACO INOX PRESS 54	21.89

UNIOES ACO INOX PRES**UNIOES CRUZA. ACO INOX PRES/PRES ZX00085**

01450104018	UNIAO CRUZ.ACO INOX PRESS F/F 18	27.84
01450104022	UNIAO CRUZ.ACO INOX PRESS F/ F 22	35.53
01450104028	UNIAO CRUZ.ACO INOX PRESS F/F 28	54.39

UNIOES CRUZAM. SIMPLES ACO INOX ZX00087

0145010315	UNIAO CRUZ.ACO INOX PRESS M/M 15	6.19
0145010318	UNIAO CRUZ.ACO INOX PRESS M/M 18	5.79
0145010322	UNIAO CRUZ.ACO INOX PRESS M/M 22	6.76
0145010328	UNIAO CRUZ.ACO INOX PRESS M/M 28	9.62

UNIOES RED. ACO INOX M/F PRESS ZX0243

014501021815	UNIAO RED.ACO INOX M/F PRESS 18X15	3.34
014501022215	UNIAO RED.ACO INOX M/F PRESS 22X15	3.77
014501022218	UNIAO RED.ACO INOX M/F PRESS 22X18	4.08
014501022815	UNIAO RED.ACO INOX M/F PRESS 28X15	4.72
014501022818	UNIAO RED.ACO INOX M/F PRESS 28X18	4.99
014501022822	UNIAO RED.ACO INOX M/F PRESS 28X22	5.20
014501023522	UNIAO RED.ACO INOX M/F PRESS 35X22	6.15
014501023528	UNIAO RED.ACO INOX M/F PRESS 35X28	6.49
0145010242022	UNIAO RED.ACO INOX M/F PRESS 42X22	6.94
014501024228	UNIAO RED.ACO INOX M/F PRESS 42X28	7.09
014501024235	UNIAO RED.ACO INOX M/F PRESS 42X35	8.89
014501025428	UNIAO RED.ACO INOX M/F PRESS 54X28	16.99
014501025435	UNIAO RED.ACO INOX M/F PRESS 54X35	17.05
014501025442	UNIAO RED.ACO INOX M/F PRESS 54X42	10.76

UNIOES SIMPLES ACO INOX PRESS ZX0270

0145010115	UNIAO SIMPLES ACO INOX PRESS 15	3.88
0145010118	UNIAO SIMPLES ACO INOX PRESS 18	3.92
0145010122	UNIAO SIMPLES ACO INOX PRESS 22	4.03
0145010128	UNIAO SIMPLES ACO INOX PRESS 28	4.01
0145010135	UNIAO SIMPLES ACO INOX PRESS 35	5.23
0145010142	UNIAO SIMPLES ACO INOX PRESS 42	7.98
0145010154	UNIAO SIMPLES ACO INOX PRESS 54	9.91

VALVULAS ESFERA ACO**VALV.ESF.INOX PRESS/ROSCA FEMEA R.9851**

01450602015012	VALVULA ESF.ACO INOX PRESS 15X1/2 F	16.82
01450602022034	VALVULA ESF.ACO INOX PRESS 22X3/4 F	21.85

VALV.ESF.INOX PRESS/ROSCA MACHO R.9852

01450603015012	VALVULA ESF.ACO INOX PRESS 15X1/2 M	18.70
01450603022034	VALVULA ESF.ACO INOX PRESS 22X3/4 M	22.26

ACESSORIOS BICONE TIEMME P/MULTICAM**ADAPTA.BICONE MULTIC****ADAPTADORES BICONE MULTICAMADA ART.1635**

0121050116020	ADAPTADOR BICONE1635N MULTICAMAD.16X1/2	2.20
---------------	---	------

CASQ.BICONE MULTICAM**CASQ.FEMEO BICONE MULTICAMADA ART.1602**

01210102016020	CASQUILHO FEMEO BICONE MULTICAM.16X1/2"	2.61
01210102016025	CASQUILHO FEMEO BICONE MULTICAM.16X3/4"	3.75
01210102020020	CASQUILHO FEMEO BICONE MULTICAM.20X1/2"	3.57
01210102020025	CASQUILHO FEMEO BICONE MULTICAM.20X3/4"	4.16
01210102025025	CASQUILHO FEMEO BICONE MULTICAM.25X3/4"	6.08
01210102025032	CASQUILHO FEMEO BICONE MULTICAM.25X1"	7.11
01210102032032	CASQUILHO FEMEO BICONE MULTICAM.32X1"	10.50

CASQ.MACHO BICONE MULTICAMADA ART.1600

01210101016020	CASQUILHO MACHO BICONE MULTICAM.16X1/2"	2.21
01210101016025	CASQUILHO MACHO BICONE MULTICAM.16X3/4"	3.49
01210101020020	CASQUILHO MACHO BICONE MULTICAM.20X1/2"	3.56
01210101020025	CASQUILHO MACHO BICONE MULTICAM.20X3/4"	3.60
01210101025025	CASQUILHO MACHO BICONE MULTICAM.25X3/4"	6.35
01210101025032	CASQUILHO MACHO BICONE MULTICAM.25X1"	6.85
01210101032032	CASQUILHO MACHO BICONE MULTICAM.32X1"	10.50

ESCARIADORES MULTICA**ESCARIADORES LATAO MULTICAMADA**

01211501016	ESCARIADOR MULTICAMADA LATAO 16	14.06
01211501020	ESCARIADOR MULTICAMADA LATAO 20	14.64
01211501025	ESCARIADOR MULTICAMADA LATAO 25	16.40
01211501032	ESCARIADOR MULTICAMADA LATAO 32	18.14

FERRAMENTAS P/MULTIC**FERRAMENTAS P/MULTICAMADA**

0121200101	MAQUINA P/ENDIREITAR MULTICAMADA 1689	622.63
------------	---------------------------------------	--------

JOELHOS BICONE MULTI**JOELHOS C/PATER BICONE MULTICA.ART.1606**

0121030416020	JOELHO C/PATER BICONE MULTIC.16X1/2	4.26
0121030420020	JOELHO C/PATER BICONE MULTIC.20X1/2	6.44
0121030420025	JOELHO C/PATER BICONE MULTICAMADA 20X3/4	8.22

JOELHOS FEMEOS BICONE MULTICA.ART.1605

0121030316020	JOELHO FEMEA BICONE MULTICAMADA 16X1/2"	3.37
0121030316025	JOELHO FEMEA BICONE MULTICAMADA 16X3/4"	5.12
0121030320020	JOELHO FEMEA BICONE MULTICAMADA 20X1/2"	5.16
0121030320025	JOELHO FEMEA BICONE MULTICAMADA 20X3/4"	5.46
0121030325025	JOELHO FEMEA BICONE MULTICAMADA 25X3/4"	8.21
0121030325032	JOELHO FEMEA BICONE MULTICAMADA 25X1"	10.06
0121030332032	JOELHO FEMEA BICONE MULTICAMADA 32X1"	14.74

JOELHOS MACHOS BICONE MULTICA.ART.1604

0121030216020	JOELHO MACHO BICONE MULTICAMADA 16X1/2"	3.78
0121030216025	JOELHO MACHO BICONE MULTICAMADA 16X3/4"	4.74
0121030220020	JOELHO MACHO BICONE MULTICAMADA 20X1/2"	5.21
0121030220025	JOELHO MACHO BICONE MULTICAMADA 20X3/4"	5.12
0121030225025	JOELHO MACHO BICONE MULTICAMADA 25X3/4"	8.15
0121030225032	JOELHO MACHO BICONE MULTICAMADA 25X1"	7.99
0121030232032	JOELHO MACHO BICONE MULTICAMADA 32X1"	13.99

JOELHOS SIMPLES BICONE MULTICA.ART.1603

0121030116	JOELHO SIMPLES BICONE MULTICAMADA 16X16	4.95
0121030120	JOELHO SIMPLES BICONE MULTICAMADA 20X20	7.09
0121030125	JOELHO SIMPLES BICONE MULTICAMADA 25X25	11.66



0121030132	JOELHO SIMPLES BICONE MULTICAMADA 32X32	20.41
------------	---	-------

TES BICONE MULTICAMA**TES C/ROSC.FEM.BICONE MULTICAM.ART.1609**

0121040216020	TE C/ROSCA FEMEA BICONE MULTICAM.16X1/2"	6.19
0121040220020	TE C/ROSCA FEMEA BICONE MULTICAM.20X1/2"	8.14
0121040220025	TE C/ROSCA FEMEA BICONE MULTICAM.20X3/4"	9.01
0121040225025	TE C/ROSCA FEMEA BICONE MULTICAM.25X3/4"	12.33

TES RED.BICONE MULTICAMADA ART.1607

01210403201620	TE REDUÇÃO BICONE MULTICAMADA 20X16X20	10.90
01210403202016	TE REDUÇÃO BICONE MULTICAMADA 20X20X16	10.75
01210403261626	TE REDUÇÃO BICONE MULTICAMADA 26X16X26	14.70
01210403262026	TE REDUÇÃO BICONE MULTICAMADA 26X20X26	15.36

TES SIMPLES BICONE MULTICAMADA ART.1607

0121040116	TE SIMPLES BICONE MULTICAMADA 16X16X16	6.29
0121040120	TE SIMPLES BICONE MULTICAMADA 20X20X20	9.04
0121040125	TE SIMPLES BICONE MULTICAMADA 25X25X25	15.43
0121040126	TE SIMPLES BICONE MULTICAMADA 26X26X26	15.43
0121040132	TE SIMPLES BICONE MULTICAMADA 32X32X32	27.31

**UNIOES BICONE MULTIC****UNIAO DUPLA BICONE MULTICAMADA ART.1601**

0121020116	UNIAO DUPLA BICONE MULTICAMADA 16X16	4.16
0121020120	UNIAO DUPLA BICONE MULTICAMADA 20X20	6.32
0121020125	UNIAO DUPLA BICONE MULTICAMADA 25X25	9.34
0121020132	UNIAO DUPLA BICONE MULTICAMADA 32X32	18.12

ACESSORIOS COBRE/BRONZE PRESS FRABO**CASQUILHOS BRONZE PR****CASQ.ROSCA FE.BRONZE PRESS RZ8270**

0153060212012	CASQ.ROSC.F.BRONZE PRESS RH8270 12X1/2	2.01
0153060212038	CASQ.ROSC.F.BRONZE PRESS RH8270 12X3/8	2.01
0153060215012	CASQ.ROSC.F.BRONZE PRESS RH8270 15X1/2	2.00
0153060215034	CASQ.ROSC.F.BRONZE PRESS RH8270 15X3/4	4.13
0153060218012	CASQ.ROSC.F.BRONZE PRESS RH8270 18X1/2	2.71
0153060218034	CASQ.ROSC.F.BRONZE PRESS RH8270 18X3/4	5.29
0153060222001	CASQ.ROSC.F.BRONZE PRESS RH8270 22X1	4.82
0153060222012	CASQ.ROSC.F.BRONZE PRESS RH8270 22X1/2	3.08
0153060222034	CASQ.ROSC.F.BRONZE PRESS RH8270 22X3/4	3.25
0153060228001	CASQ.ROSC.F.BRONZE PRESS RH8270 28X1	6.01
0153060228034	CASQ.ROSC.F.BRONZE PRESS RH8270 28X3/4	10.64
0153060228114	CASQ.ROSC.F.BRONZE PRESS RH8270 28X11/4	11.31
0153060235114	CASQ.ROSC.F.BRONZE PRESS RH8270 35X11/4	13.68
0153060242112	CASQ.ROSC.F.BRONZE PRESS RH8270 42X11/2	19.79
0153060242114	CASQ.ROSC.F.BRONZ.PRES.SP4270G 42X11/4	19.30
0153060254002	CASQ.ROSC.F.BRONZE PRESS RH8270 54X2	34.50

CASQ.ROSCA MA.BRONZE PRESS RZ8243

0153060112012	CASQ.ROSC.M.BRONZE PRESS RH8243 12X1/2	1.61
0153060112038	CASQ.ROSC.M.BRONZE PRESS RH8243 12X3/8	2.20
0153060115012	CASQ.ROSC.M.BRONZE PRESS RH8243 15X1/2	1.72
0153060115034	CASQ.ROSC.M.BRONZE PRESS RH8243 15X3/4	3.28
0153060118012	CASQ.ROSC.M.BRONZE PRESS RH8243 18X1/2	2.15
0153060118034	CASQ.ROSC.M.BRONZE PRESS RH8243 18X3/4	2.35
0153060122001	CASQ.ROSC.M.BRONZE PRESS RH8243 22X1	4.10
0153060122012	CASQ.ROSC.M.BRONZE PRESS RH8243 22X1/2	3.37
0153060122034	CASQ.ROSC.M.BRONZE PRESS RH8243 22X3/4	3.04
0153060128001	CASQ.ROSC.M.BRONZE PRESS RH8243 28X1	5.53
0153060128034	CASQ.ROSC.M.BRONZE PRESS RH8243 28X3/4	9.07
0153060135114	CASQ.ROSC.M.BRONZE PRESS RH8243 35X11/4	12.44
0153060142112	CASQ.ROSC.M.BRONZE PRESS RH8243 42X11/2	17.42
0153060142114	CASQ.ROSC.M.BRONZ.PRES.SP4243G 42X11/4	16.97



+351 244 800 160
+351 244 802 323



geral@canalcentro.pt
info@canalcentro.pt



R. do Bailadouro s/nº,
2410-211 Pousos



0153060154002 CASQ.ROSC.M.BRONZE PRESS RH8243 54X2 33.57

CURVAS P/COBRE PRESS**CURVAS 45. M/F COBRE PRESS RZ9040**

0153020412	CURVA 45. M/F COBRE PRESS RZ9040 12	2.00
0153020415	CURVA 45. M/F COBRE PRESS RZ9040 15	1.46
0153020418	CURVA 45. M/F COBRE PRESS RZ9040 18	1.89
0153020422	CURVA 45. M/F COBRE PRESS RZ9040 22	2.25
0153020428	CURVA 45. M/F COBRE PRESS RZ9040 28	7.11
0153020435	CURVA 45. M/F COBRE PRESS RZ9040 35	10.10
0153020442	CURVA 45. M/F COBRE PRESS RZ9040 42	15.94
0153020454	CURVA 45. M/F COBRE PRESS RZ9040 54	23.70

CURVAS 45.F/F COBRE PRESS RZ9041

0153020312	CURVA 45. F/F COBRE PRESS RZ9041 12	2.50
0153020315	CURVA 45. F/F COBRE PRESS RZ9041 15	1.83
0153020318	CURVA 45. F/F COBRE PRESS RZ9041 18	1.82
0153020322	CURVA 45. F/F COBRE PRESS RZ9041 22	2.39
0153020328	CURVA 45. F/F COBRE PRESS RZ9041 28	7.30
0153020335	CURVA 45. F/F COBRE PRESS RZ9041 35	10.52
0153020342	CURVA 45. F/F COBRE PRESS RZ9041 42	17.14
0153020354	CURVA 45. F/F COBRE PRESS RZ9041 54	23.94

CURVAS 90. M/F COBRE PRESS RZ9001

0153020212	CURVA 90. M/F COBRE PRESS RZ9001 12	2.18
0153020215	CURVA 90. M/F COBRE PRESS RZ9001 15	1.50
0153020218	CURVA 90. M/F COBRE PRESS RZ9001 18	2.09
0153020222	CURVA 90. M/F COBRE PRESS RZ9001 22	2.58
0153020228	CURVA 90. M/F COBRE PRESS RZ9001 28	6.08
0153020235	CURVA 90. M/F COBRE PRESS RZ9001 35	10.99
0153020242	CURVA 90. M/F COBRE PRESS RZ9001 42	21.82
0153020254	CURVA 90. M/F COBRE PRESS RZ9001 54	29.10

CURVAS SIMP.90.F/F COBRE PRESS RZ9002

0153020112	CURVA SIMP.90. COBRE PRESS RZ9002 12	2.30
0153020115	CURVA SIMP.90. COBRE PRESS RZ9002 15	1.62
0153020118	CURVA SIMP.90. COBRE PRESS RZ9002 18	2.08
0153020122	CURVA SIMP.90. COBRE PRESS RZ9002 22	2.61
0153020128	CURVA SIMP.90. COBRE PRESS RZ9002 28	5.33
0153020135	CURVA SIMP.90. COBRE PRESS RZ9002 35	10.68
0153020142	CURVA SIMP.90. COBRE PRESS RZ9002 42	20.80
0153020154	CURVA SIMP.90. COBRE PRESS RZ9002 54	29.04

JOELHOS BRONZE PRESS**JOELHOS C/JUNC.FEMEA BRONZ.P.REF.SP4096G**

0153070322034	JOELHO C/JUNC.F.BRONZE PRE.P4096G 22X3/4	27.64
0153070328001	JOELHO C/JUNC.F.BRONZE PRESS P4096G 28X1	37.27

JOELHOS C/PATER BRONZE PRESS RZ8471

0153070212012	JOELHO C/PAT.BRONZE PRESS RH8471 12X1/2	6.15
0153070215012	JOELHO C/PAT.BRONZE PRESS RH8471 15X1/2	5.25
0153070218012	JOELHO C/PAT.BRONZE PRESS RH8471 18X1/2	8.43
0153070222034	JOELHO C/PAT.BRONZE PRESS RH8471 22X3/4	13.11

JOELHOS ROSC.FE.BRONZ.PRESS RZ8090

0153070112012	JOELHO ROS.F.BRONZE PRESS RH8090 12X1/2	4.71
0153070115012	JOELHO ROS.F.BRONZE PRESS RH8090 15X1/2	4.63
0153070115034	JOELHO ROS.F.BRONZE PRESS RH8090 15X3/4	10.77
0153070118012	JOELHO ROS.F.BRONZE PRESS RH8090 18X1/2	7.70
0153070118034	JOELHO ROS.F.BRONZE PRESS RH8090 18X3/4	11.61
0153070122001	JOELHO ROS.F.BRONZE PRESS RH8270 22X1	11.69
0153070122012	JOELHO ROS.F.BRONZE PRESS RH8090 22X1/2	12.19
0153070122034	JOELHO ROS.F.BRONZE PRESS RH8090 22X3/4	7.34
0153070128001	JOELHO ROS.F.BRONZE PRESS RH8090 28X1	13.07
0153070135114	JOELHO ROS.F.BRONZE PRESS RH8090 35X11/4	22.17



+351 244 800 160
+351 244 802 323



geral@canalcentro.pt
info@canalcentro.pt



R. do Bailadouro s/nº,
2410-211 Pousos



0153070142112	JOELHO ROS.F.BRONZE PRESS RH8090 42X11/2	28.63
0153070154002	JOELHO ROS.F.BRONZE PRESS RH8090 54X2	45.43

JUNCOES BRONZE PRESS**JUNCOES BRONZE F/F PRESS RZ8340**

0153050112	JUNCAO BRONZE F/F PRESS RH8340 12	15.27
0153050115	JUNCAO BRONZE F/F PRESS RH8340 15	20.26
0153050118	JUNCAO BRONZE F/F PRESS RH8340 18	23.09
0153050122	JUNCAO BRONZE F/F PRESS RH8340 22	26.07
0153050128	JUNCAO BRONZE F/F PRESS RH8340 28	27.76
0153050135	JUNCAO BRONZE F/F PRESS RH8340 35	31.41
0153050142	JUNCAO BRONZE F/F PRESS RH8340 42	42.80
0153050154	JUNCAO BRONZE F/F PRESS RH8340 54	69.91

JUNCOES ROS.FEMEA BRONZE PRESS SP4330GV

0153050315012	JUNCAO ROS.F.BRONZ.PRE.SP4330G 15X1/2	20.78
0153050318012	JUNCAO ROS.F.BRONZ.PRE.SP4330G 18X1/2	22.06
0153050318034	JUNCAO ROS.F.BRONZ.PRE.SP4330G 18X3/4	22.14

JUNCOES ROS.MACHO BRONZE PRESS RZ8341

0153050212012	JUNCAO ROS.M.BRONZE PRESS RH8341 12X1/2	11.20
0153050212038	JUNCAO ROS.M.BRONZE PRESS RH8341 12X3/8	14.90
0153050215012	JUNCAO ROS.M.BRONZE PRESS RH8341 15X1/2	11.13
0153050215034	JUNCAO ROS.M.BRONZE PRESS RH8341 15X3/4	14.72
0153050218012	JUNCAO ROS.M.BRONZE PRESS RH8341 18X1/2	14.90
0153050218034	JUNCAO ROS.M.BRONZE PRESS RH8341 18X3/4	15.36
0153050222001	JUNCAO ROS.M.BRONZE PRESS RH8341 22X1	23.14
0153050222012	JUNCAO ROS.M.BRONZE PRESS RH8341 22X1/2	23.06
0153050222034	JUNCAO ROS.M.BRONZE PRESS RH8341 22X3/4	16.04
0153050228001	JUNCAO ROS.M.BRONZE PRESS RH8341 28X1	18.48
0153050235114	JUNCAO ROS.M.BRONZE PRESS RH8341 35X11/4	27.72
0153050242112	JUNCAO ROS.M.BRONZE PRESS RH8341 42X11/2	38.66
0153050254002	JUNCAO ROS.M.BRONZE PRESS RH8341 54X2	50.64

**TES P/COBRE/BRONZE P****TES REDUCAO COBRE PRESS RZ9131**

01530302151215	TE RED.COBRE PRESS RZ9191 15X12X15	4.36
01530302151815	TE RED.COBRE PRESS RZ9191 15X18X15	7.75
01530302152215	TE RED.COBRE PRESS RZ9191 15X22X15	8.93
01530302181218	TE RED.COBRE PRESS RZ9191 18X12X18	5.97
01530302181515	TE RED.COBRE PRESS RZ9191 18X15X15	6.36
01530302181518	TE RED.COBRE PRESS RZ9191 18X15X18	3.32
01530302181815	TE RED.COBRE PRESS RZ9191 18X18X15	6.38
01530302182218	TE RED.COBRE PRESS RZ9191 18X22X18	9.00
01530302221515	TE RED.COBRE PRESS RZ9191 22X15X15	7.45
01530302221518	TE RED.COBRE PRESS RZ9191 22X15X18	8.32
01530302221522	TE RED.COBRE PRESS RZ9191 22X15X22	4.17
01530302221815	TE RED.COBRE PRESS RZ9191 22X18X15	8.63
01530302221818	TE RED.COBRE PRESS RZ9191 22X18X18	7.03
01530302221822	TE RED.COBRE PRESS RZ9191 22X18X22	4.98
01530302222215	TE RED.COBRE PRESS RZ9191 22X22X15	7.82
01530302222218	TE RED.COBRE PRESS RZ9191 22X22X18	9.44
01530302222822	TE RED.COBRE PRESS RZ9191 22X28X22	14.51
01530302281528	TE RED.COBRE PRESS RZ9191 28X15X28	9.54
01530302281828	TE RED.COBRE PRESS RZ9191 28X18X28	13.15
01530302282222	TE RED.COBRE PRESS RZ9191 28X22X22	12.84
01530302282228	TE RED.COBRE PRESS RZ9191 28X22X28	9.50
01530302282822	TE RED.COBRE PRESS RZ9191 28X28X22	14.50
01530302352235	TE RED.COBRE PRESS RZ9191 35X22X35	12.90
01530302352835	TE RED.COBRE PRESS RZ9191 35X28X35	13.60
01530302422842	TE RED.COBRE PRESS RZ9191 42X28X42	26.80
01530302423542	TE RED.COBRE PRESS RZ9191 42X35X42	36.94
01530302542854	TE RED.COBRE PRESS RZ9191 54X28X54	56.84



01530302543554	TE RED.COBRÉ PRESS RZ9191 54X35X54	59.02
01530302544254	TE RED.COBRÉ PRESS RZ9191 54X42X54	60.86

TES ROSCA CENTRO FEM.BRONZ.PRESS RZ8130

0153030312012	TE RO.CENT.F.BRONZE PRESS RZ8130 12X1/2	7.22
0153030315012	TE RO.CENT.F.BRONZE PRESS RZ8130 15X1/2	7.21
0153030318012	TE RO.CENT.F.BRONZE PRESS RZ8130 18X1/2	12.25
0153030322012	TE RO.CENT.F.BRONZE PRESS RZ8130 22X1/2	9.88
0153030322034	TE RO.CENT.F.BRONZE PRESS RZ8130 22X3/4	14.54
0153030328012	TE RO.CENT.F.BRONZE PRESS RZ8130 28X1/2	13.74
0153030328034	TE RO.CENT.F.BRONZE PRESS RZ8130 28X3/4	19.84
0153030335012	TE RO.CENT.F.BRONZE PRESS RZ8130 35X1/2	17.69
0153030342012	TE RO.CENT.F.BRONZE PRESS RZ8130 42X1/2	21.48
0153030354012	TE RO.CENT.F.BRONZE PRESS RZ8130 54X1/2	27.34

**TES SIMPLES COBRÉ PRESS RZ9130**

0153030112	TE SIMPLES COBRÉ PRESS RZ9130 12	3.62
0153030115	TE SIMPLES COBRÉ PRESS RZ9130 15	2.70
0153030118	TE SIMPLES COBRÉ PRESS RZ9130 18	3.62
0153030122	TE SIMPLES COBRÉ PRESS RZ9130 22	4.66
0153030128	TE SIMPLES COBRÉ PRESS RZ9130 28	8.18
0153030135	TE SIMPLES COBRÉ PRESS RZ9130 35	13.82
0153030142	TE SIMPLES COBRÉ PRESS RZ9130 42	26.86
0153030154	TE SIMPLES COBRÉ PRESS RZ9130 54	47.75

UNIOES P/COBRÉ PRESS**UNIOES CRUZAM.F/F COBRÉ PRESS RZ9085**

0153010415	UNIAO CRUZAM.COBRÉ PRESS F/F RZ9085 15	10.06
0153010418	UNIAO CRUZAM.COBRÉ PRESS F/F RZ9085 18	10.90
0153010422	UNIAO CRUZAM.COBRÉ PRESS F/F RZ9085 22	12.59
0153010428	UNIAO CRUZAM.COBRÉ PRESS F/F RZ9085 28	SobConsulta

UNIOES CRUZAM.M/F COBRÉ PRESS RZ9086

0153010512	UNIAO CRUZAM.COBRÉ PRESS M/F RZ9086 12	2.42
0153010515	UNIAO CRUZAM.COBRÉ PRESS M/F RZ9086 15	2.04
0153010518	UNIAO CRUZAM.COBRÉ PRESS M/F RZ9086 18	5.82
0153010522	UNIAO CRUZAM.COBRÉ PRESS M/F RZ9086 22	7.66

UNIOES DESLIZANTE COBRÉ PRESS RZ9271

0153010612	UNIAO DESLIZANTE PRESS RZ9271 12	11.64
0153010615	UNIAO DESLIZANTE PRESS RZ9271 15	9.05
0153010618	UNIAO DESLIZANTE PRESS RZ9271 18	10.17
0153010622	UNIAO DESLIZANTE PRESS RZ9271 22	10.04
0153010628	UNIAO DESLIZANTE PRESS RZ9271 28	11.41
0153010635	UNIAO DESLIZANTE PRESS RZ9271 35	15.64

UNIOES REDUCAO F/F COBRÉ PRESS RZ9240

015301021512	UNIAO RED.COBRÉ PRESS F/F RZ9240 15X12	4.40
015301021815	UNIAO RED.COBRÉ PRESS F/F RZ9240 18X15	6.35
015301022215	UNIAO RED.COBRÉ PRESS F/F RZ9240 22X15	6.97
015301022218	UNIAO RED.COBRÉ PRESS F/F RZ9240 22X18	7.06
015301022822	UNIAO RED.COBRÉ PRESS F/F RZ9240 28X22	7.97
015301023528	UNIAO RED.COBRÉ PRESS F/F RZ9240 35X28	11.22
015301024235	UNIAO RED.COBRÉ PRESS F/F RZ9240 42X35	16.65

UNIOES REDUCAO M/F.COBRÉ PRESS RZ9243

015301031512	UNIAO RED.COBRÉ PRESS M/F RZ9243 15X12	2.02
015301031812	UNIAO RED.COBRÉ PRESS M/F RZ9243 18X12	1.42
015301031815	UNIAO RED.COBRÉ PRESS M/F RZ9243 18X15	1.40
015301032215	UNIAO RED.COBRÉ PRESS M/F RZ9243 22X15	1.70
015301032218	UNIAO RED.COBRÉ PRESS M/F RZ9243 22X18	1.76
015301032815	UNIAO RED.COBRÉ PRESS M/F RZ9243 28X15	4.30
015301032818	UNIAO RED.COBRÉ PRESS M/F RZ9243 28X18	4.36
015301032822	UNIAO RED.COBRÉ PRESS M/F RZ9243 28X22	4.51
015301033522	UNIAO RED.COBRÉ PRESS M/F RZ9243 35X22	5.31



015301033528	UNIAO RED.COBRE PRESS M/F RZ9243 35X28	5.84
015301034222	UNIAO RED.COBRE PRESS M/F RZ9243 42X22	9.08
015301034228	UNIAO RED.COBRE PRESS M/F RZ9243 42X28	8.84
015301034235	UNIAO RED.COBRE PRESS M/F RZ9243 42X35	8.64
015301035435	UNIAO RED.COBRE PRESS M/F RZ9243 54X35	12.08
015301035442	UNIAO RED.COBRE PRESS M/F RZ9243 54X42	11.55

UNIOES SIMPLES COBRE PRESS RZ9270

0153010112	UNIAO SIMPLES COBRE PRESS RZ9270 12	2.14
0153010115	UNIAO SIMPLES COBRE PRESS RZ9270 15	1.54
0153010118	UNIAO SIMPLES COBRE PRESS RZ9270 18	1.90
0153010122	UNIAO SIMPLES COBRE PRESS RZ9270 22	2.30
0153010128	UNIAO SIMPLES COBRE PRESS RZ9270 28	4.43
0153010135	UNIAO SIMPLES COBRE PRESS RZ9270 35	5.50
0153010142	UNIAO SIMPLES COBRE PRESS RZ9270 42	10.31
0153010154	UNIAO SIMPLES COBRE PRESS RZ9270 54	12.97

**ACESSORIOS EM LATAO ROSCADOS****AGULHETAS LATAO****AGULHETAS SIMPLES LATAO**

01091301020	AGULHETA LATAO 1/2	3.56
01091301025	AGULHETA LATAO 3/4	3.68
01091301B025	AGULHETA LATAO TIPO BOMBEIRO 3/4	20.40

BATENTES LATAO**BATENTES SIMPLES LATAO**

01091101020	BATENTE LATAO 1/2	0.91
01091101025	BATENTE LATAO 3/4	1.00
01091101032	BATENTE LATAO 1	1.25
01091101050	BATENTE LATAO 1 1/2	1.96
01091101063	BATENTE LATAO 2	3.71

CANHOES LATAO**CANHOES DEPOSITO LATAO P/FERRO**

01090105025020	CANHAO DEP.LAT.P/FER.3/4X1/2	2.49
01090105032025	CANHAO DEP.LAT.P/FER.1X3/4	3.56
01090105040032	CANHAO DEP.LAT.P/FER.11/4X1	5.09
01090105050040	CANHAO DEP.LAT.P/FER.11/2X11/4	5.47
01090105063050	CANHAO DEP.LAT.P/FER.2X11/2	9.78
01090105075063	CANHAO DEP.LAT.P/FER.21/2X2	21.05
01090105090075	CANHAO DEP.LAT.P/FER.3X21/2	24.82

CANHOES DEPOSITO LATAO P/PLASTICO

01090104020	CANHAO DEP.LAT.P/PLAST.1/2	2.91
01090104025	CANHAO DEP.LAT.P/PLAST.3/4	3.40
01090104032	CANHAO DEP.LAT.P/PLAST.1	4.66
01090104040	CANHAO DEP.LAT.P/PLAST.11/4	6.36
01090104050	CANHAO DEP.LAT.P/PLAST.11/2	8.47
01090104063	CANHAO DEP.LAT.P/PLAST.2	12.14
01090104075	CANHAO DEP.LAT.P/PLAST.21/2	34.99
01090104090	CANHAO DEP.LAT.P/PLAST.3	40.29

CANHOES DUPLOS LATAO P/PLASTICO

01090103010	CANHAO DUPLO LAT.P/PLAST.3/8	1.59
01090103020	CANHAO DUPLO LAT.P/PLAST.1/2	1.82
01090103025	CANHAO DUPLO LAT.P/PLAST.3/4	2.22
01090103032	CANHAO DUPLO LAT.P/PLAST.1	3.18
01090103040	CANHAO DUPLO LAT.P/PLAST.11/4	3.28
01090103050	CANHAO DUPLO LAT.P/PLAST.11/2	4.24
01090103063	CANHAO DUPLO LAT.P/PLAST.2	5.30
01090103075	CANHAO DUPLO LAT.P/PLAST.21/2	12.35
01090103090	CANHAO DUPLO LAT.P/PLAST.3	21.23
01090103110	CANHAO DUPLO LAT.P/PLAST.4	23.64

CANHOES FEMEA LATAO P/PLASTICO

+351 244 800 160
+351 244 802 323



geral@canalcentro.pt
info@canalcentro.pt



R. do Bailadouro s/nº,
2410-211 Pousos

01090102010	CANHAO F LATAO P/PLAST.3/8	1.81
01090102020	CANHAO F LATAO P/PLAST.1/2	1.14
01090102025	CANHAO F LATAO P/PLAST.3/4	1.49
01090102032	CANHAO F LATAO P/PLAST.1	2.12
01090102040	CANHAO F LATAO P/PLAST.11/4	3.02
01090102050	CANHAO F LATAO P/PLAST.11/2	3.71
01090102063	CANHAO F LATAO P/PLAST.2	5.30
01090102075	CANHAO F LATAO P/PLAST.21/2	11.77
01090102090	CANHAO F LATAO P/PLAST.3	16.90
01090102110	CANHAO F LATAO P/PLAST.4	27.36

CANHOES MACHO LATAO P/PLASTICO

01090101010	CANHAO M LATAO P/PLAST.3/8	1.22
01090101020	CANHAO M LATAO P/PLAST.1/2	1.03
01090101025	CANHAO M LATAO P/PLAST.3/4	1.34
01090101032	CANHAO M LATAO P/PLAST.1	1.75
01090101040	CANHAO M LATAO P/PLAST.11/4	2.78
01090101050	CANHAO M LATAO P/PLAST.11/2	3.68
01090101063	CANHAO M LATAO P/PLAST.2	5.66
01090101075	CANHAO M LATAO P/PLAST.21/2	9.26
01090101090	CANHAO M LATAO P/PLAST.3	15.30
01090101110	CANHAO M LATAO P/PLAST.4	24.65

**CASQUILHOS LATAO****CASQUILHOS DUPLOS LATAO**

01090201015	CASQUILHO DUPLO LATAO 1/4	0.62
01090201020	CASQUILHO DUPLO LATAO 1/2	0.60
01090201025	CASQUILHO DUPLO LATAO 3/4	0.80
01090201032	CASQUILHO DUPLO LATAO 1	1.43
01090201040	CASQUILHO DUPLO LATAO 11/4	2.35
01090201050	CASQUILHO DUPLO LATAO 11/2	2.94
01090201063	CASQUILHO DUPLO LATAO 2	4.19
01090201075	CASQUILHO DUPLO LATAO 21/2	8.48
01090201090	CASQUILHO DUPLO LATAO 3	11.61
01090201110	CASQUILHO DUPLO LATAO 4	36.52
01090201140	CASQUILHO DUPLO LATAO 6	158.60

CASQUILHOS DUPLOS REDUCAO LATAO

01090202012010	CASQ.DUPLO RED.LAT.3/8X1/4	0.82
01090202020010	CASQ.DUPLO RED.LAT.1/2X1/4	0.93
01090202020012	CASQ.DUPLO RED.LAT.1/2X3/8	0.60
01090202025020	CASQ.DUPLO RED.LAT.3/4X1/2	0.82
01090202032020	CASQ.DUPLO RED.LAT.1X1/2	1.34
01090202032025	CASQ.DUPLO RED.LAT.1X3/4	1.34
01090202040020	CASQ.DUPLO RED.LAT.11/4X1/2	2.27
01090202040025	CASQ.DUPLO RED.LAT.11/4X3/4	2.27
01090202040032	CASQ.DUPLO RED.LAT.11/4X1	2.27
01090202050020	CASQ.DUPLO RED.LAT.11/2X1/2	2.94
01090202050025	CASQ.DUPLO RED.LAT.11/2X3/4	2.94
01090202050032	CASQ.DUPLO RED.LAT.11/2X1	3.55
01090202050040	CASQ.DUPLO RED.LAT.11/2X11/4	3.40
01090202063020	CASQ.DUPLO RED.LAT.2X1/2	4.49
01090202063025	CASQ.DUPLO RED.LAT.2X3/4	4.75
01090202063032	CASQ.DUPLO RED.LAT.2X1	4.75
01090202063040	CASQ.DUPLO RED.LAT.2X11/4	4.75
01090202063050	CASQ.DUPLO RED.LAT.2X11/2	4.75
01090202075040	CASQ.DUPLO RED.LAT.21/2X11/4	10.53
01090202075050	CASQ.DUPLO RED.LAT.21/2X11/2	10.53
01090202075063	CASQ.DUPLO RED.LAT.21/2X2	10.53
01090202090032	CASQ.DUPLO RED.LAT.3X1	20.58
01090202090063	CASQ.DUPLO RED.LAT.3X2	11.34
01090202090075	CASQ.DUPLO RED.LAT.3X21/2	14.32



01090202110063	CASQ.DUPLO RED.LAT.4X2	37.11
01090202110075	CASQ.DUPLO RED.LAT.4X21/2	37.11
01090202110090	CASQ.DUPLO RED.LAT.4X3	32.44

CRUZETAS LATAO**CRUZETAS SIMPLES LATAO**

01091001020	CRUZETA LATAO 1/2	2.59
01091001025	CRUZETA LATAO 3/4	3.60
01091001032	CRUZETA LATAO 1	5.09
01091001040	CRUZETA LATAO 11/4	8.59
01091001050	CRUZETA LATAO 11/2	10.68
01091001063	CRUZETA LATAO 2	16.97
01091001075	CRUZETA LATAO 21/2	24.27
01091001090	CRUZETA LATAO 3	36.98

**CURVAS LATAO****CURVAS F/F LATAO**

01090901020	CURVA F/F LATAO 1/2	3.72
01090901025	CURVA F/F LATAO 3/4	4.75
01090901032	CURVA F/F LATAO 1	6.34
01090901040	CURVA F/F LATAO 11/4	12.04
01090901050	CURVA F/F LATAO 11/2	13.82
01090901063	CURVA F/F LATAO 2	22.64
01090901075	CURVA F/F LATAO 21/2	42.41
01090901090	CURVA F/F LATAO 3	79.52

CURVAS F/F LATAO 45°

01090904032	CURVA F/F LATAO 45° 1	7.64
01090904040	CURVA F/F LATAO 45° 11/4	11.14
01090904050	CURVA F/F LATAO 45° 11/2	15.65
01090904063	CURVA F/F LATAO 45° 2	25.77

CURVAS M/F LATAO

01090902020	CURVA M/F LATAO 1/2	3.72
01090902025	CURVA M/F LATAO 3/4	4.57
01090902032	CURVA M/F LATAO 1	6.01
01090902040	CURVA M/F LATAO 11/4	11.07
01090902050	CURVA M/F LATAO 11/2	12.95
01090902063	CURVA M/F LATAO 2	22.64
01090902075	CURVA M/F LATAO 21/2	41.34
01090902090	CURVA M/F LATAO 3	52.00

CURVAS M/F LATAO 45°

01090905032	CURVA M/F LATAO 45° 1	7.74
01090905050	CURVA M/F LATAO 45° 11/2	15.90
01090905063	CURVA M/F LATAO 45° 2	26.57
01090905090	CURVA M/F LATAO 45° 3	41.65

JOELHOS LATAO**JOELHOS 3 VIAS LATAO**

01090305020	JOELHO 3 VIAS LATAO 1/2	2.46
01090305025	JOELHO 3 VIAS LATAO 3/4	3.14
01090305032	JOELHO 3 VIAS LATAO 1	4.08

JOELHOS C/PATER LATAO

01090304020	JOELHO C/PATER LATAO 1/2	2.97
01090304025	JOELHO C/PATER LATAO 3/4	3.96
01090304032	JOELHO C/PATER LATAO 1	5.14

JOELHOS F/F LATAO

01090301020	JOELHO F/F LATAO 1/2	1.14
01090301025	JOELHO F/F LATAO 3/4	1.58
01090301032	JOELHO F/F LATAO 1	2.49
01090301040	JOELHO F/F LATAO 11/4	3.99
01090301050	JOELHO F/F LATAO 11/2	5.22
01090301063	JOELHO F/F LATAO 2	8.28



01090301075	JOELHO F/F LATAO 21/2	16.90
01090301090	JOELHO F/F LATAO 3	24.72
01090301110	JOELHO F/F LATAO 4	67.60

JOELHOS M/F LATAO

01090302020	JOELHO M/F LATAO 1/2	1.20
01090302025	JOELHO M/F LATAO 3/4	1.67
01090302032	JOELHO M/F LATAO 1	2.48
01090302040	JOELHO M/F LATAO 11/4	4.44
01090302050	JOELHO M/F LATAO 11/2	5.09
01090302063	JOELHO M/F LATAO 2	7.96
01090302075	JOELHO M/F LATAO 21/2	16.97
01090302090	JOELHO M/F LATAO 3	28.72
01090302110	JOELHO M/F LATAO 4	41.40

JOELHOS REDUCAO LATAO

01090303025020	JOELHO RED.LAT.3/4X1/2	1.58
01090303032020	JOELHO RED.LAT.1X1/2	2.24
01090303032025	JOELHO RED.LAT.1X3/4	2.24
01090303040020	JOELHO RED.LAT.11/4X1/2	3.47
01090303040025	JOELHO RED.LAT.11/4X3/4	3.47
01090303040032	JOELHO RED.LAT.11/4X1	3.47
01090303050020	JOELHO RED.LAT.11/2X1/2	3.34
01090303050025	JOELHO RED.LAT.11/2X3/4	5.20
01090303050032	JOELHO RED.LAT.11/2X1	5.20
01090303050040	JOELHO RED.LAT.11/2X11/4	5.20
01090303063020	JOELHO RED.LAT.2X1/2	4.44
01090303063025	JOELHO RED.LAT.2X3/4	6.18
01090303063032	JOELHO RED.LAT.2X1	6.18
01090303063040	JOELHO RED.LAT.2X11/4	6.18
01090303063050	JOELHO RED.LAT.2X11/2	6.18
01090303075020	JOELHO RED.LAT.21/2X1/2	SobConsulta
01090303075025	JOELHO RED.LAT.21/2X3/4	SobConsulta
01090303075032	JOELHO RED.LAT.21/2X1	SobConsulta
01090303075040	JOELHO RED.LAT.21/2X11/4	SobConsulta
01090303075050	JOELHO RED.LAT.21/2X11/2	SobConsulta
01090303075063	JOELHO RED.LAT.21/2X2	14.54

JUNCOES S/CONICA LAT**JUNCOES P/MOTOR C/CASQUILHO MACHO LATAO**

01090403025	JUNCAO P/MOTOR C/CASQUILHO M.LATAO 3/4	5.14
01090403032	JUNCAO P/MOTOR C/CASQUILHO M.LATAO 1	6.74
01090403040	JUNCAO P/MOTOR C/CASQUILHO M.LATAO 11/4	8.10
01090403050	JUNCAO P/MOTOR C/CASQUILHO M.LATAO 11/2	11.01
01090403063	JUNCAO P/MOTOR C/CASQUILHO M.LATAO 2	18.01
01090403075	JUNCAO P/MOTOR C/CASQUILHO M.LATAO 21/2	28.81
01090403090	JUNCAO P/MOTOR C/CASQUILHO M.LATAO 3	41.18

JUNCOES S/CONICA F/F LATAO

01090401020	JUNCAO S/CONICA F/F LATAO 1/2	3.40
01090401025	JUNCAO S/CONICA F/F LATAO 3/4	4.13
01090401032	JUNCAO S/CONICA F/F LATAO 1	5.32
01090401040	JUNCAO S/CONICA F/F LATAO 11/4	7.72
01090401050	JUNCAO S/CONICA F/F LATAO 11/2	10.86
01090401063	JUNCAO S/CONICA F/F LATAO 2	13.48
01090401075	JUNCAO S/CONICA F/F LATAO 21/2	37.64
01090401090	JUNCAO S/CONICA F/F LATAO 3	45.95
01090401110	JUNCAO S/CONICA F/F LATAO 4	185.26

JUNCOES S/CONICA M/F LATAO

01090402020	JUNCAO S/CONICA M/F LATAO 1/2	4.56
01090402025	JUNCAO S/CONICA M/F LATAO 3/4	5.66
01090402032	JUNCAO S/CONICA M/F LATAO 1	6.98
01090402040	JUNCAO S/CONICA M/F LATAO 11/4	8.68



01090402050	JUNCAO S/CONICA M/F LATAO 11/2	11.53
01090402063	JUNCAO S/CONICA M/F LATAO 2	14.41
01090402075	JUNCAO S/CONICA M/F LATAO 21/2	46.31
01090402090	JUNCAO S/CONICA M/F LATAO 3	59.58

JUNCOES SEDE CONICA C/ORELHAS LATAO M/F

01090405025	JUNCAO S/CONICA C/ORELHAS LAT.M/F 3/4	5.66
01090405032	JUNCAO S/CONICA C/ORELHAS LAT.M/F 1	6.97
01090405040	JUNCAO S/CONICA C/ORELHAS LAT.M/F 11/4	8.68
01090405050	JUNCAO S/CONICA C/ORELHAS LAT.M/F 11/2	11.53
01090405063	JUNCAO S/CONICA C/ORELHAS LAT.M/F 2	14.41
01090405075	JUNCAO S/CONICA C/ORELHAS LAT.M/F 21/2	46.31
01090405090	JUNCAO S/CONICA C/ORELHAS LAT.M/F 3	63.27

**PORCAS LATAO****PORCAS REDUCAO LATAO**

01090501020009	PORCA RED.LATAO 1/2X1/4	0.62
01090501020010	PORCA RED.LATAO 1/2X3/8	0.42
01090501025020	PORCA RED.LATAO 3/4X1/2	0.62
01090501032020	PORCA RED.LATAO 1X1/2	1.29
01090501032025	PORCA RED.LATAO 1X3/4	0.94
01090501040020	PORCA RED.LATAO 11/4X1/2	1.97
01090501040025	PORCA RED.LATAO 11/4X3/4	1.97
01090501040032	PORCA RED.LATAO 11/4X1	1.50
01090501050020	PORCA RED.LATAO 11/2X1/2	2.96
01090501050025	PORCA RED.LATAO 11/2X3/4	2.90
01090501050032	PORCA RED.LATAO 11/2X1	2.90
01090501050040	PORCA RED.LATAO 11/2X11/4	2.05
01090501063020	PORCA RED.LATAO 2X1/2	3.92
01090501063025	PORCA RED.LATAO 2X3/4	3.92
01090501063032	PORCA RED.LATAO 2X1	3.92
01090501063040	PORCA RED.LATAO 2X11/4	3.92
01090501063050	PORCA RED.LATAO 2X11/2	3.24
01090501075032	PORCA RED.LATAO 21/2X1	10.30
01090501075040	PORCA RED.LATAO 21/2X11/4	10.53
01090501075050	PORCA RED.LATAO 21/2X11/2	9.26
01090501075063	PORCA RED.LATAO 21/2X2	9.26
01090501090032	PORCA RED.LATAO 3X1	13.90
01090501090040	PORCA RED.LATAO 3X11/4	13.26
01090501090050	PORCA RED.LATAO 3X11/2	11.67
01090501090063	PORCA RED.LATAO 3X2	11.67
01090501090075	PORCA RED.LATAO 3X21/2	11.67
01090501110063	PORCA RED.LATAO 4X2	19.50
01090501110075	PORCA RED.LATAO 4X21/2	19.07
01090501110090	PORCA RED.LATAO 4X3	18.88
01090501125075	PORCA RED.LATAO 5X21/2	156.00
01090501125110	PORCA RED.LATAO 5X4	92.00

RECORDS LATAO**RECORDS LIGACAO RAPIDO LATAO FEMEA**

01091203020	RECORD LIG.RAPIDO LATAO F 1/2	2.59
01091203025	RECORD LIG.RAPIDO LATAO F 3/4	2.61
01091203032	RECORD LIG.RAPIDO LATAO F 1	2.78
01091203040	RECORD LIG.RAPIDO LATAO F 11/4	3.05
01091203050	RECORD LIG.RAPIDO LATAO F 11/2	4.47

RECORDS LIGACAO RAPIDO LATAO MACHO

01091202020	RECORD LIG.RAPIDO LATAO M 1/2	2.53
01091202025	RECORD LIG.RAPIDO LATAO M 3/4	2.55
01091202032	RECORD LIG.RAPIDO LATAO M 1	2.64
01091202040	RECORD LIG.RAPIDO LATAO M 11/4	3.80
01091202050	RECORD LIG.RAPIDO LATAO M 11/2	4.34

RECORDS LIGACAO RAPIDO LATAO PORTA-TUBOS

+351 244 800 160
+351 244 802 323



geral@canalcentro.pt
info@canalcentro.pt



R. do Bailadouro s/nº,
2410-211 Pousos



01091204020	RECORD LIG.RAPI.LAT.PORTA-TUBOS 1/2	2.49
01091204025	RECORD LIG.RAPI.LAT.PORTA-TUBOS 3/4	2.72
01091204032	RECORD LIG.RAPI.LAT.PORTA-TUBOS 1	2.93
01091204040	RECORD LIG.RAPI.LAT.PORTA-TUBOS 11/4	4.05
01091204050	RECORD LIG.RAPI.LAT.PORTA-TUBOS 11/2	6.06

TAMPOES LATAO**TAMPOES FEMEA LATAO**

01090602010	TAMPAO F LATAO 3/8	0.50
01090602020	TAMPAO F LATAO 1/2	0.42
01090602025	TAMPAO F LATAO 3/4	0.59
01090602032	TAMPAO F LATAO 1	0.98
01090602040	TAMPAO F LATAO 11/4	1.90
01090602050	TAMPAO F LATAO 11/2	2.46
01090602063	TAMPAO F LATAO 2	3.32
01090602075	TAMPAO F LATAO 21/2	9.52
01090602090	TAMPAO F LATAO 3	13.14

TAMPOES MACHO LATAO

01090601010	TAMPAO M LATAO 3/8	0.41
01090601020	TAMPAO M LATAO 1/2	0.41
01090601025	TAMPAO M LATAO 3/4	0.72
01090601032	TAMPAO M LATAO 1	1.14
01090601040	TAMPAO M LATAO 11/4	1.82
01090601050	TAMPAO M LATAO 11/2	2.12
01090601063	TAMPAO M LATAO 2	3.24
01090601075	TAMPAO M LATAO 21/2	8.47
01090601090	TAMPAO M LATAO 3	13.36

TES LATAO**TES 5 VIAS LATAO**

01090704032	TE LATAO 5 VIAS 1"	5.75
-------------	--------------------	------

TES M/F/F LATAO

01090705025	TE M/F/F LATAO 3/4"	3.30
-------------	---------------------	------

TES SIMPLES LATAO

01090701020	TE SIMPLES LATAO 1/2	1.51
01090701025	TE SIMPLES LATAO 3/4	2.11
01090701032	TE SIMPLES LATAO 1	3.08
01090701040	TE SIMPLES LATAO 11/4	5.20
01090701050	TE SIMPLES LATAO 11/2	7.32
01090701063	TE SIMPLES LATAO 2	9.64
01090701075	TE SIMPLES LATAO 21/2	18.42
01090701090	TE SIMPLES LATAO 3	33.92
01090701110	TE SIMPLES LATAO 4	50.00

TES SIMPLES REDUCAO LATAO

01090702020025020	TE SIMP.RED.LATAO 1/2X3/4X1/2	3.09
01090702025020020	TE SIMP.RED.LATAO 3/4X1/2X1/2	3.09
01090702025020025	TE SIMP.RED.LATAO 3/4X1/2X3/4	2.11
01090702025025020	TE SIMP.RED.LATAO 3/4X3/4X1/2	3.64
01090702032020	TE SIMP.RED.LATAO 1X1/2	3.02
01090702032025	TE SIMP.RED.LATAO 1X3/4	3.02
01090702040020	TE SIMP.RED.LATAO 11/4X1/2	4.51
01090702040025	TE SIMP.RED.LATAO 11/4X3/4	4.51
01090702040032	TE SIMP.RED.LATAO 11/4X1	4.51
01090702050020	TE SIMP.RED.LATAO 11/2X1/2	5.56
01090702050025	TE SIMP.RED.LATAO 11/2X3/4	5.56
01090702050032	TE SIMP.RED.LATAO 11/2X1	5.68
01090702050040	TE SIMP.RED.LATAO 11/2X11/4	5.65
01090702063020	TE SIMP.RED.LATAO 2X1/2	9.64
01090702063025	TE SIMP.RED.LATAO 2X3/4	9.64
01090702063032	TE SIMP.RED.LATAO 2X1	9.64



01090702063040	TE SIMP.RED.LATAO 2X11/4	9.64
01090702063050	TE SIMP.RED.LATAO 2X11/2	9.70
01090702075050	TE SIMP.RED.LATAO 21/2X11/2	20.58
01090702075063	TE SIMP.RED.LATAO 21/2X2	20.58
01090702090032	TE SIMP.RED.LATAO 3X1	37.11
01090702090040	TE SIMP.RED.LATAO 3X11/4	37.11
01090702090050	TE SIMP.RED.LATAO 3X11/2	42.41
01090702090063	TE SIMP.RED.LATAO 3X2	42.41
01090702090075	TE SIMP.RED.LATAO 3X21/2	36.36

UNIOES LATAO**UNIOES CRUZAMENTO LATAO**

01090805020	UNIAO CRUZAMENTO LATAO 1/2	3.28
01090805025	UNIAO CRUZAMENTO LATAO 3/4	4.85
01090805032	UNIAO CRUZAMENTO LATAO 1	6.51

UNIOES F/F LATAO

01090801015	UNIAO F/F LATAO 1/4	1.05
01090801020	UNIAO F/F LATAO 1/2	1.03
01090801025	UNIAO F/F LATAO 3/4	1.20
01090801032	UNIAO F/F LATAO 1	1.85
01090801040	UNIAO F/F LATAO 11/4	3.07
01090801050	UNIAO F/F LATAO 11/2	3.82
01090801063	UNIAO F/F LATAO 2	6.12
01090801075	UNIAO F/F LATAO 21/2	8.80
01090801090	UNIAO F/F LATAO 3	14.41

UNIOES M/F LATAO

01090802020	UNIAO M/F LATAO 1/2	0.83
01090802025	UNIAO M/F LATAO 3/4	1.32
01090802032	UNIAO M/F LATAO 1	2.08
01090802040	UNIAO M/F LATAO 11/4	4.00
01090802050	UNIAO M/F LATAO 11/2	4.45
01090802063	UNIAO M/F LATAO 2	6.46
01090802075	UNIAO M/F LATAO 21/2	10.82
01090802090	UNIAO M/F LATAO 3	18.19
01090802150020	UNIAO LATAO SEXT.M/F 1/2	0.83
01090802200020	UNIAO LATAO SEXT.M/F 2CM 1/2	0.96

UNIOES REDUCAO F/F LATAO

01090803020012	UNIAO RED.F/F LAT.1/2X3/8	1.55
01090803025020	UNIAO RED.F/F LAT.3/4X1/2	1.20
01090803032020	UNIAO RED.F/F LAT.1X1/2	1.91
01090803032025	UNIAO RED.F/F LAT.1X3/4	1.76
01090803040020	UNIAO RED.F/F LAT.11/4X1/2	3.52
01090803040025	UNIAO RED.F/F LAT.11/4X3/4	3.02
01090803040032	UNIAO RED.F/F LAT.11/4X1	3.02
01090803050020	UNIAO RED.F/F LAT.11/2X1/2	4.56
01090803050025	UNIAO RED.F/F LAT.11/2X3/4	4.56
01090803050032	UNIAO RED.F/F LAT.11/2X1	3.92
01090803050040	UNIAO RED.F/F LAT. 11/2X11/4	3.28
01090803063020	UNIAO RED.F/F LAT.2X1/2	6.83
01090803063025	UNIAO RED.F/F LAT.2X3/4	6.83
01090803063032	UNIAO RED.F/F LAT.2X1	6.83
01090803063050	UNIAO RED.F/F LAT.2X11/2	5.90
01090803075063	UNIAO RED.F/F LAT.2 1/2X2	11.77
01090803090050	UNIAO RED.F/F LAT.3X11/2	20.58
01090803090063	UNIAO RED.F/F LAT.3X2	20.58

UNIOES REDUCAO M/F LATAO

01090804025020	UNIAO RED.M/F LAT.3/4X1/2	1.18
01090804032020	UNIAO RED.M/F LAT.1X1/2	1.81
01090804032025	UNIAO RED.M/F LAT.1X3/4	1.71
01090804040020	UNIAO RED.M/F LAT.11/4X1/2	4.03



+351 244 800 160
+351 244 802 323



geral@canalcentro.pt
info@canalcentro.pt



R. do Bailadouro s/nº,
2410-211 Pousos

 **canalcentro**

01090804040025	UNIAO RED.M/F LAT.11/4X3/4	4.03
01090804040032	UNIAO RED.M/F LAT.11/4X1	4.08
01090804050020	UNIAO RED.M/F LAT.11/2X1/2	5.25
01090804050025	UNIAO RED.M/F LAT.11/2X3/4	4.56
01090804050032	UNIAO RED.M/F LAT.11/2X1	5.14
01090804050040	UNIAO RED.M/F LAT.11/2X11/4	3.34
01090804063020	UNIAO RED.M/F LAT.2X1/2	7.22
01090804063040	UNIAO RED.M/F LAT.2X11/4	6.58
01090804063050	UNIAO RED.M/F LAT.2X11/2	6.72
01090804075050	UNIAO RED.M/F LAT.21/2X11/2	14.41
01090804075063	UNIAO RED.M/F LAT.21/2X2	14.41
01090804090063	UNIAO RED.M/F LAT.3X2	30.88
01090804090075	UNIAO RED.M/F LAT.3X21/2	35.02

**ACESSORIOS ROSCADOS CROMADOS****AUMENTOS****AUMENTOS M/F CROMADOS NORMAIS**

0125030110	AUMENTO M/F CROM.3/4X1/2 1,5CM	1.36
0125030111	AUMENTO M/F CROM.3/4X1/2 3CM	1.48
0125030115	AUMENTO M/F CROM.REF..3/4X3/4 1,5CM	1.42
0125030116	AUMENTO M/F CROM.REF.3/4X3/4 2CM	1.66
0125030118	AUMENTO M/F CROM.REF.3/4X3/4 3CM	2.20
0125030119	AUMENTO M/F CROM.REF.3/4X3/4 5CM	3.38
0125030120	AUMENTO M/F CROM.REF.3/4X3/4 8CM	4.76
0125030121	AUMENTO M/F CROM.REF.3/4X3/4 10CM	5.76

AUMENTOS M/F CROMADOS REFORCADOS

0125030201	AUMENTO M/F CROM.REF.1/2X1/2 1CM	1.34
0125030202	AUMENTO M/F CROM.REF.1/2X1/2 2CM	1.35
0125030203	AUMENTO M/F CROM.REF.1/2X1/2 3CM	1.80
0125030204	AUMENTO M/F CROM.REF.1/2X1/2 5CM	2.75
0125030205	AUMENTO M/F CROM.REF.1/2X1/2 1.5CM	1.15
0125030208	AUMENTO M/F CROM.REF.1/2X1/2 8CM	3.84
0125030210	AUMENTO M/F CROM.REF.1/2X1/2 10CM	4.54

AUMENTOS M/F REDUCAO CROMADOS

0125030301	AUMENTO M/F CROM.1/2X3/8	0.86
0125030302	AUMENTO M/F CROM.3/4 X1/2	1.36

CASQUILHOS CROMADOS**CASQUILHOS DUPLOS CROMADOS**

0125010301	CASQUILHO DUPLO CROM.1/4 X 1/4	0.75
0125010302	CASQUILHO DUPLO CROM.3/8 X3/8	0.87
0125010303	CASQUILHO DUPLO CROM.1/2 X1/2	1.04
0125010304	CASQUILHO DUPLO CROM.3/4 X3/4	1.44
0125010305	CASQ.DUPLO CROM.1/2 X1/2 M/M C/SEXT.	2.14

CASQUILHOS DUPLOS REDUCAO CROMADOS

0125010401	CASQUILHO DUPLO RED.CROM.3/8X1/4	0.75
0125010402	CASQUILHO DUPLO RED.CROM.1/2X1/4	0.78
0125010403	CASQUILHO DUPLO RED.CROM.1/2X3/8	1.04
0125010404	CASQUILHO DUPLO RED.CROM.3/4X1/2	1.49

CASQUILHOS LIGACAO C/PORCA CROMADOS

0125010201	CASQ.LIGACAO COMP.CROM.1/2X3/8 2CM	1.06
0125010202	CASQ.LIGACAO COMP.CROM.1/2X3/8 4CM	1.41
0125010203	CASQ.LIGACAO COMP.CROM.1/2X1/2 2CM	1.16
0125010204	CASQ.LICACAO COMP.CROM.1/2X1/2 4CM	1.52

CASQUILHOS LIGACAO S/PORCA CROMADOS

0125010101	CASQUILHO LIGACAO CROM.3/8X1/2 2CM	1.08
0125010102	CASQUILHO LIGACAO CROM.3/8X1/2 3CM	1.42
0125010103	CASQUILHO LIGACAO CROM.3/8X1/2 4CM	1.49
0125010104	CASQUILHO LIGACAO CROM.1/2X1/2 2CM	1.08
0125010105	CASQUILHO LIGACAO CROM.1/2X1/2 3CM	1.42



0125010106	CASQUILHO LIGACAO CROM.1/2X1/2 4CM	1.65
0125010107	CASQUILHO LIGACAO CROM.3/4X3/4 2CM	1.55
0125010108	CASQUILHO LIGACAO CROM.3/4X3/4 3CM	2.10
0125010109	CASQUILHO LIGACAO CROM.3/4X3/4 4CM	2.52
0125010111	CASQUILHO LIGACAO CROM.1/2X3/4 2CM	1.55

CURVAS**CURVAS CROMADAS**

01250406040	CURVA 11/4 CROMO A-137	5.25
-------------	------------------------	------

CURVAS CROMADAS P/CHUVEIRO 45°

0125040501	CURVA M/F CROM.POLIDA 45° 1/2X1/2	5.73
0125040502	CURVA M/F CROM.FOSCA 45° 1/2X1/2	3.89

CURVAS F/F CROMADAS

0125040301	CURVA F/F CROM.1/2X3/8	1.62
0125040302	CURVA F/F CROM.1/2X1/2	4.22
0125040303	CURVA F/F CROM.1/2X3/4	2.76
0125040304	CURVA P/ESQ.PORCA CROM.1/2X3/8	3.43
01250403041	CURVA P/ESQ.PORCA CROM.1/2X3/4 F	3.43
0125040305	CURVA F/F CROM.3/4X3/4	2.76

CURVAS M/F CROMADAS

0125040201	CURVA M/F CROM.1/2X3/8	1.52
0125040202	CURVA M/F CROM.1/2X1/2	4.22
0125040203	CURVA M/F CROM.1/2X3/4	2.76
0125040204	CURVA M/F CROM.3/4X3/4	2.76

CURVAS M/M CROMADAS

0125040101	CURVA M/M CROM.1/2X3/8	3.50
0125040102	CURVA M/M CROM.1/2X1/2	4.22
0125040103	CURVA M/M CROM.1/2X3/4	4.22

CURVAS P/LIGACAO MONOBLOCO

0125040401	CURVA C/ESPEHL.CR P/LIG.MO.1/2X3/8 B3152	2.80
0125040402	CURVA C/ESPEHL.CR P/LIG.MO.1/2X1/2 B3160	3.88
0125040403	CURVA S/ESPEHL.CR P/LIG.MO.1/2X3/8 B3156	2.53

DIVERSOS**DIVERSOS CROMADOS**

0125090101	PAR EXCENTR.CROM.NORMAL P/MISTURA.	5.13
0125090101ECL	EXCENTR.CROM.LONGO P/MISTURA SEM ESP	3.82
0125090101EML	ESPELHO P/MISTURADORA LARGO	3.34
0125090102	PAR EXENTR.CROM.LONGOS P/MISTURA.	15.87
0125090103	TRIANGULO P/CORRENTE PEROLA	0.05
0125090104	ENGATE P/CORRENTE PEROLA	0.06
0125090105	TAMPA BORRACHA P/VALV.LAVATORIO	0.63
0125090106	PITON C/CORRENTE M/B	1.82
0125090107	CORRENTE PEROLA 3.5	1.52
0125090108	LIGACAO MONOBLOCO C/AFINADOR	4.01
0125090109	PITON C/CORRENTE OURO	SobConsulta

ESPELHOS**ESPELHOS CROMADOS INOX**

0125060101	ESPELHO CROM.1/2 NORMAL	0.20
0125060102	ESPELHO CROM.3/4 NORMAL	0.19
0125060103	ESPELHO CROM.1/2 LARGO	0.30
0125060104	ESPELHO CROM.3/4 LARGO	0.30

ORING'S**ORING'S CONICOS**

0125080101	ORING CONICO 3/8	0.10
0125080102	ORING CONICO 1/2	0.10
0125080103	ORING CONICO 3/4	0.13

PORCAS**PORCAS CROMADAS & BICONE "ARCO"**

+351 244 800 160
+351 244 802 323



geral@canalcentro.pt
info@canalcentro.pt



R. do Bailadouro s/nº,
2410-211 Pousos



01250203001	BICONE CONICO A-80 3/8 9011	0.20
01250203002	BICONE CONICO A-80 1/2 9012	0.20
01250203010	PORCA CROM.A-80 3/8 9001	0.81
01250203020	PORCA CROM.A-80 1/2 9002	1.34

PORCAS FEMEAS CROMADAS

0125020201	PORCA F CROMADA 3/8X10	0.34
0125020202	PORCA F CROMADA 3/8X12	0.25
0125020204	PORCA F CROMADA 1/2X12	0.62

PORCAS REDUCAO CROMADAS

0125020101	PORCA REDUCAO CROM.3/8X1/4	0.84
0125020102	PORCA REDUCAO CROM.1/2X1/4	0.77
0125020103	PORCA REDUCAO CROM.1/2X3/8	0.76
0125020104	PORCA REDUCAO CROM.3/4 X1/2	0.90

TAMPOES**TAMPOES CROMADOS FEMEA**

0125100201	TAMPAO CROM.F 3/8	0.98
0125100202	TAMPAO CROM.F 1/2	0.76
0125100203	TAMPAO CROM.F 3/4	1.11

TAMPOES CROMADOS MACHO

0125100101	TAMPAO CROM.M 1/2	0.80
0125100102	TAMPAO CROM.M 3/8	1.16
0125100103	TAMPAO CROM.M 3/4	1.11

TES CROMADOS**TES CROMADOS**

01250501020	TE CROM. F/F/F 1/2	4.44
012505010201	TE CROM. F/M/M 1/2	4.44
012505010202	TE CROM. F/F/M 1/2	4.44
012505010203	TE CROM. M/M/M 1/2	5.64
012505010204	TE CROM. F/M/F 1/2	5.64
01250501025	TE CROM. F/F/F 3/4	4.17

ACESSÓRIOS P/INSTALAÇÃO SANITARIAS**"TRITURADORAS ""SFA"****ACESSÓRIOS P/SANITAS TRITURADORAS "SFA"**

0122402001	DESINCRUSTANTE P/SANT.TRITURAD.SFA	40.00
------------	------------------------------------	-------

BOMBAS P/CONDENSADOS SFA

0122400302	BOMBA P/CONDENSA.SANICONDENS CLIM DECO2	85.00
0122400304	BOMBA P/CONDENSA.SANICONDENS CLIM MINI	100.00

BOMBAS SFA

01224002002	SANIFLOOR 1+SUMIDOURO P/DUCHE DE OBRA	880.00
0122400201	BOMBA TRITURADORA SFA SANISPEED	870.00
0122400202	BOMBA P/USO PROFISSIONAL SFA SANICOM 1	1115.0

ESTAÇÕES ELEVATORIAS - INST.P/SOTERRAR

0122400601	SANIPUMP BOMBA TRITURADORA SUBMERSIVEL	550.00
------------	--	--------

ESTAÇÕES ELEVATORIAS C/TRITURADORES SFA

0122400401	ESTAÇÃO EL.C/TRITUR.SANICUBIC 1	1500.0
0122400402	ESTAÇÃO EL.C/TRITUR.SANICUBIC 2 CLASSIC	2500.0

TRITURAD.P/SANITAS "SFA" GAMA DOMESTA

0122400101	TRITURADOR SFA SANIVITE	620.00
0122400102	TRITURADOR SFA SANITOP	575.00
0122400103	TRITURADOR SFA SANITRIT	605.00
0122400104	TRITURADOR SFA SANIPRO	690.00
0122400105	TRITURADOR SFA SANIPLUS	810.00
0122400106	TRITURADOR SFA SANIPACK	730.00
0122400107	TRITURADOR SFA SANIPACK PRO UP	780.00
0122400108	TRITURADOR SFA SANICOMPACT C43	795.00
01224001080	SANITA C/TRITURAD.SANICOMPACT CONFORT LV	995.00
0122400111	BOMBA P/CONDENSA.SANICONDENS PRO	120.00



01224001110	BOMBA P/CONDENSA.SANICONDENS BASIC	110.00
01224001111	BOMBA SANICONDENS DECO PLUS	90.00
0122400112	TRITURADORA SFA SANISHOWER	530.00
0122400113	TRITURADOR SFA SANIBEST PRO	1015.0

TRITURADORES + ESTRUTURAS SFA

0122400501	TRITURADOR SFA SANIWALL PRO C/ESTRUTURA	1265.0
------------	---	--------

ACESSORIOS JIMTEN**ACESSORIOS CROMADOS JUMTEN**

0122050122029	22029 CURVA EXTENS.11/4 CROM.A-72	4.89
0122050122052	22052 VALVULA RESPIRO 114X32 A-112	4.24
0122050122053	22053 VALVULA RESPIRO 114X40 A-112	4.28
0122050122084	22084 TE P/TUBO LISO 11/2 A-129	9.22
0122050122095	22095 TUBO LISO PP CROM.32X1100 A-135	12.86
0122050130012	30012 AUMENTO CROMADO B32X400 A-110	13.20
0122050131017	31017 VEDACAO CONICA PVC 11/2X32	7.71

**VALVULAS LAVATORIO JIMTEN**

0122050211016	11016 VALVULA LAVATORIO 11/4 JIMTEN S-13	3.68
---------------	--	------

ACESSORIOS PROLIPROP**CURVAS POLIPROPILENO FLEX. JOTIFLEX**

01223501040	CURVA POLIPROPILENO FLEXIVEL 40	2.82
01223501050	CURVA POLIPROPILENO FLEXIVEL 50	3.57
01223501075	CURVA POLIPROPILENO FLEXIVEL 75	6.73
01223501110	CURVA POLIPROPILENO FLEXIVEL 110	9.83

FORQUILHAS POLIPROPILENO FLEX. JOTIFEX

01223502040	FORQ.POLIPROPILENO FLEXIVEL 40	3.20
01223502050	FORQ.POLIPROPILENO FLEXIVEL 50	3.69
01223502075	FORQ.POLIPROPILENO FLEXIVEL 75	6.74
01223502110	FORQ.POLIPROPILENO FLEXIVEL 110	10.48

ARTIGOS HOSPITALARES**APOIOS EM INOX - LINHA AS (ECO)**

012230010612	APOIO SANIT.BASC.PAR.INOX DIRT. LCASA612	89.96
012230010613	APOIO SANIT.BASC.PAR.INOX ESQ. LCASA613	89.96
012230010614	APOIO SANIT.FIXO PAR.INOX DIRT. LCASI614	95.17
012230010615	APOIO SANIT.FIXO PAR.INOX ESQ. LCASI615	95.17
012230010616	APOIO SANIT.BASC.PAR.INOX C/P.R.LCASA616	95.17

APOIOS P/ LAVATORIOS EM INOX - LINHA AS

012230020385	SUPORTE LAVAT.BASC.INOX ES SBL 385	277.15
--------------	------------------------------------	--------

EMBOQUES**CURVAS P/SANITA MOD.ANTIGOS**

01222325090040D	CURVA PVC SANITA ANTIGA 90 SAIDA 40 DIRT	10.30
01222325090040E	CURVA PVC SANITA ANTIGA 90 SAIDA 40 ESQ	10.30
01222325090040F	CURVA PVC SANITA ANTIGA 90 SAIDA 40 FRT	10.30
01222325090050D	CURVA PVC SANITA ANTIGA 90 SAIDA 50 DIRT	10.30
01222325090050E	CURVA PVC SANITA ANTIGA 90 SAIDA 50 ESQ	10.30
01222325090050F	CURVA PVC SANITA ANTIGA 90 SAIDA 50 FRT	10.30
01222325090D040	CURVA PVC SANITA ANTIG.90 SAIDA DUPLA 40	17.24
01222325090D050	CURVA PVC SANITA ANTIG.90 SAIDA DUPLA 50	17.24

EMBOQUES P/SANITA

0122230101	EMBOQUE SANITA NORMAL MEDIO	1.17
0122230102	EMBOQUE SANITA NORMAL GRANDE	1.17
0122230103	EMBOQUE SANITA FURO PEQ.P/FLUXOM.BR	1.44
0122230104	EMBOQUE INFANTIL BRANCO 163	0.98
0122230105	EMBOQUE TIPO JAS BRANCO	1.32

EMBOQUES P/URINOL

0122230201	EMBOQUE P/URINOL BR.C/FURO 20	1.37
0122230202	EMBOQUE P/URINOL BR.C/FURO 28	0.29

GRELHAS VENTILADORAS

+351 244 800 160
+351 244 802 323



geral@canalcentro.pt
info@canalcentro.pt



R. do Bailadouro s/nº,
2410-211 Pousos



GRELHAS VENTILAD.CIRC.PLAST.C/REDE

0122270601	GRELHA VENTIL.CIRC.C/RED.106 TUR100B	2.72
0122270602	GRELHA VENTIL.CIRC.C/RED.155 TUR125B	2.86
01222706160	GRELHA VENTIL.CIRC.C/RED.FIXA 160	1.60

GRELHAS VENTILAD.PERS.CROMADAS

01222713015	GRELHA VENTILAD.PERS.CROMADA 15X15	1.40
01222713020	GRELHA VENTILAD.PERS.CROMADA 20X20	4.16
01222713S100	GRELHA QUADRADA PESTANAS 15X15	3.08

GRELHAS VENTILAD.QUAD.GIRAT.

012227121212	GRELHA VENTILAD.12X12 GIRT.ANTI-MOSQ.BR	0.55
--------------	---	------

GRELHAS VENTILAD.QUAD.PLAST.ANTI-MOSQUIT

012227111212	GRELHA VENTILAD.12X12 PERS.ANTI-MOSQ.BR	0.60
012227111515	GRELHA VENTILAD.15X15 PERS.ANTI-MOSQ.BR	0.65
012227112020	GRELHA VENTILAD.20X20 PERS.ANTI-MOSQ.BR	1.18

GRELHAS VENTILAD.QUAD.PLAST.C/REDE

0122270701	GRELHA VENTIL.QUAD.C/RED.227X227 AR2323B	2.88
------------	--	------

GRELHAS VENTILAD.RECT.INOX DUP. PERSIAN.

012227101424	GRELHA VENT.INOX PERSIANA 14X24 GIN1424R	12.65
--------------	--	-------

GRELHAS VENTILAD.RECT.PLAST.C/REDE

0122270801	GRELHA VENTIL.RECT.C/RED.175X146 BR1714B	2.02
------------	--	------

GRELHAS VENTILAD.RECT.PLASTICAS

0122270901	GRELHA VENTIL.RECT.175X146 B1714B	1.47
------------	-----------------------------------	------

GRELHAS VENTILADORAS METAL.DE PERSIANA

0122270302	GRELH.VENT.INOX PERSIANA 14X14 GIN10R F	8.02
0122270303	GRELH.VENT.INOX PERSIAN 18X18 UNI05-6633	8.68
0122270306	GRELH.VENT.INOX PERSIANA 24X24 GIN24R F	17.08

GRELHAS VENTILADORAS PLAST.C/REGULADOR

0122270101	GRELH.VENTILADOR PLAST.C/REG.12X12	0.73
0122270102	GRELH.VENTILADOR PLAST.C/REG.15X15	0.84

GRELHAS VENTILADORAS PLAST.CIRC.PERSIANA

0122270412	GRELHA VENTIL.PLAST.CIRC.PERSIANA 12	1.90
0122270414	GRELHA VENTIL.PLAST.CIRC.PERSIANA 14	1.90

GRELHAS VENTILADORAS PLAST.DE PERSIANA

0122270201	GRELH.VENTILADOR PLAST.PERSIANA 12X12	0.56
0122270202	GRELH.VENTILADOR PLAST.PERSIANA 15X15	0.60
0122270203	GRELH.VENTILADOR PLAST.PERSIANA 20X20	0.95
0122270204	GRELH.VENTILADOR PLAST.PERSIANA 25X25	1.85
0122270205	GRELH.VENTILADOR PLAST.PERSIANA 30X30	2.32
01222702050	GRELH.VENTILADOR PLAST.PERSIANA 40X40	4.88
0122270206	GRELH.VENTILADOR PLAST.RECTANG.25X10	1.08

HASTES/SUPORTES CHUV**CHUVEIROS FIXOS**

012220054197	CHUVEIRO FIXO 2011 3 FUNCOES CF4197	6.49
--------------	-------------------------------------	------

HASTES P/CHUVEIROS

0122200120	HASTE P/CHUVEIRO 20CM	2.00
0122200125	HASTE P/CHUVEIRO 25CM	5.31
0122200130	HASTE P/CHUVEIRO 30CM	5.76
0122200135	HASTE P/CHUVEIRO 35CM	6.24
0122200140	HASTE P/CHUVEIRO 40CM	6.58

PUNHOS CHUVEIRO SUPER DOCCIA

0122200401	PUNHO CHUV.SUPER DOCCIA NORMAL BR.	4.49
0122200402	PUNHO CHUV.SUPER DOCCIA MASSAG.BR.	9.48
0122200403	PUNHO CHUV.SUPER DOCCIA NORMAL CROM.	5.85
0122200404	PUNHO CHUV.SUPER DOCCIA MASSAG.CROM.	14.35

PUNHOS/TELEFONES (CHUVEIROS)

0122200301	TELEFONE CHUVEIRO PLAST.SIMPL.BR	0.84
------------	----------------------------------	------



0122200302	CURVA P/PUNHO CHUVEIRO CROM.	0.72
SUPORTES E RAMPAS P/CHUVEIROS		
0122200201	SUPORTE P/CHUV.SIMPLES CROM.	1.40
0122200202	SUPORTE P/CHUVEIRO C/ROTULA	2.79
0122200203	RAMPA P/CHUVEIRO SIMPL.CROM.	6.03
0122200204	CHUVEIRO QUADRADO C/HASTE 18X18	70.00
LIGACOES & RECORDS S		
ADAPTADORES RESPIRO P/VALV.JIMTEN		
0122031011519	ADAPTADOR RESPIRO P/VALV.BR S-395 11519	4.54
0122031011526	ADAPTADOR RESPIRO P/VALV.CR S-395 11526	4.76
AUMENTOS DE 1 BOCA P/TUBOS A-15		
01220308040032	AUMENTO DE 1 BOCA 11/4X32 A-15	1.49
01220308050040	AUMENTO DE 1 BOCA 11/2X40 A-15	1.71
AUMENTOS DE 2 BOCAS P/TUBOS A-13		
01220307050	AUMENTO P/TUBO 11/2 A-13	1.76
0122030722076	TAMPAO C/JUNTA 1/2" V REF.22076	0.84
0122030722077	TAMPAO C/JUNTA 1/2" AZ REF.22077	0.84
CALÇÕES DE SANITA EXCENTRICO		
0122031190901	CANHAO SANITA BORRACHA ITA 090901	1.71
0122031190911	EXCENTRICO SANITA BORRACHA ITA 090911	1.71
0122031190926	CANHAO SANITA EXTENSIVEL 75/29 090926	7.39
0122031190932	EXCENTRICO SANITA 90 090932	2.88
01220311SHT117	CANHAO CURVO SANITA HORIZ. T 117	10.47
01220311SHT122	CANHAO CURVO SANITA HORIZ. T 122	10.47
CURVAS MAGICAS DE ENCAIXAR		
01220313MF040	CURVA MAGICA ENCAIXAR/COLAR M/F 40	5.27
KITS P/AQUA		
01220312020	KIT C/10 PORCA/ANILHA/FREIO P/AQUA 1/2	11.24
01220312025	KIT C/10 PORCA/ANILHA/FREIO P/AQUA 3/4	18.47
01220312032	KIT C/10 PORCA/ANILHA/FREIO P/AQUA 1	24.59
LIGACOES & RECORDS PVC "AQUATECNIC"		
0122030103	RECORD PVC P/VALV. 11/4X32 B-114	0.45
0122030104	RECORD PVC P/VALV.11/2X40 B-114	0.45
0122030105	RECORD PVC P/VALV.11/4X40 B-115	0.45
0122030110	RECORD PVC P/VALV.11/4X40 A-27 MEBRA	1.60
01220301A27040	RECORD C/PORCA LOUCA A-27 11/4X40	1.44
LIGACOES & RECORDS PVC - DIVERSOS		
0122030205	LIGACAO FLEX.C/PORCA PLAST.11/4X32X40	2.20
0122030206	LIGACAO FLEX.C/PORCA PLAST.11/2X40X50	2.19
0122030207	LIGACAO FLEX.C/VALVULA /PONTEIRA 32/40	4.00
01220302080	LIGACAO FLEX.S/PORCA 32X32	2.00
0122030209	LIGACAO FLEX.S/PORCA 32X40	2.00
0122030210	LIGACAO FLEX. S/PORCA 40X50 800	1.79
0122030211	LIGACAO FLEX.CROM.11/4X40/32	4.71
0122030212	LIGACAO FLEX.CROM.C/VALVULA 32	6.82
0122030213	LIGACAO FLEX.CROM.C/VALVULA 40/32	6.82
0122030214	LIGACAO FLEX.CROM.11/2X40X50	4.14
0122030215	LIGACAO FLEX.CROM.11/4X32-40 A-132	10.64
0122030216	LIGACAO FLEX.400 CROM.11/4X32-40	4.48
0122030220	LIGAÇÃO FLEX.400MM C/PORC.P/C11/4X32/40	2.12
0122030221	LIGAÇÃO FLEX.C/PORCA 11/2X32/40/50	1.70
0122030222	ESPELHO P/TUBO FLEX.32/40 BRANCO	0.30
0122030223	LIGAÇÃO FLEX.800 PONTA /PONTA 32/40 CR	3.34
LIGACOES BORRACHA P/SANITA - DIVERSOS		
0122030301	LIG.SAN.EXC.PMK0 1S MULTIKWIK 110X90	4.71
0122030302	LIG.SAN.EXC.PMK0 4S MULTIKWIK 110X90	4.68
0122030303	LIG.SAN.DIREI.MKS 1S MULTIKWIK 110X90	4.46



0122030304	LIG.SAN.CURV.PMKB 21/90S MULTIK.110X90	7.13
0122030307	LIGAC.P/SANITA DIREITA STANDARD 110X90	1.72
01220303071	LIGAC.P/SANIT.EXCENT.2CM STANDARD 110X90	1.72
0122030308	LIGAC.P/SANIT.EXCENT.4CM STANDARD 110X90	1.72
0122030309	EXTENSAO SANITA PMKE AS	5.31
0122030310	MANILHA SANITA EXTENSIVEL PMKC2	17.62
0122030311	LIGACAO SANITA-CURVA AJUSTE PMKBAR 90	12.27
0122030320	CALCAO SANITA EXTENS.03610003 BR	6.49
0122030321	CALCAO SANITA EXTENS.C/CURVA 0361AN07 BR	6.49
LIGACOES FLEXIVEIS A104		
01220305032040	LIGAÇÃO FLEXIVEL 11/4X32X40 A-104	4.06
01220305040050	LIGACAO FLEXIVEL 11/2X40X50 A-104	3.85
LIGACOES FLEXVEIS A120		
01220306032040	LIGACAO FLEXIVEL 11/4X32X50 A-120	3.87
TUBOS FLEXIVEIS JIMTEN		
0122030422031	22031 TUBO PAREDE C/ESPELHO 40 A-73	3.89
0122030422074	22074 TUBO FLEXIVEL 40 A 125	7.54
UNIOES P/TUBOS A .-14		
01220309040	UNIAO P/TUBO 11/4 A-14	1.33
01220309050	UNIAO P/TUBO 11/2 A-14	1.78
RALOS CHUVEIRO		
RALOS CHUVEIRO		
0122180101	RALO CHUVEIRO CROM.ESFERICO 6CM	3.16
0122180102	RALO CHUVEIRO CROM.ESFERICO 8CM	3.57
0122180103	RALO CHUVEIRO CROM.ESFERICO 10CM	5.39
0122180104	RALO CHUVEIRO CONICO SIMPLES	4.04
0122180105	RALO CHUVEIRO CONICO C/ROTULA	8.56
RALOS SIFONADOS INOX		
01221805010	RALO SIFONADO VERT.INOX 10X10X50	3.80
01221805015	RALO SIFONADO VERT.INOX 15X15X50	6.62
01221805H010	RALO SIFONADO HORIZONTAL INOX 10X10X50	4.00
SABONETEIRAS E PORTA		
PORTA ROLOS - DIVERSOS		
0122190201	PORTA ROLO CROM.TIPO SUECO	1.85
SABONETEIRAS - DIVERSAS		
0122190101	SABONETEIRA CONCHA M/75	2.74
0122190102	SABONETEIRA DUPLA P/BANH.CROM.	4.24
SIFOES		
CAIXAS SUMIDOURO JIMT.HORZ.S-248		
0122012408213	08213 CAIXA SUMIDOURO HORZ.150X150 S-248	92.74
CAIXAS SUMIDOURO JIMT.VERT.S-246		
0122012208193	CAIXA SUMID.200X200X90 INOX 08193	119.31
0122012212938	CAIXA SUMIDOURO 40X40 S.430 JMT.12938	34.31
0122012224058	SUMID.PAV.GRELHA PVC SAIDA VERT.50X40 JIMTEN S-192	8.59
0122012224170	CAIXA SUMIDOURO 150X150 S-246 24170	SobConsulta
0122012224180	CAIXA SUMIDOURO 200X200 S-246 24180	84.91
CURVAS SIFONICAS JIMT.		
01220120050040	CURVA SIFONICA 11/2X40 22020 A-67	2.68
0122012070014	70014 CLAPETA C/JUNTA VALV.ANTI.110/125	13.68
SIFOES DUPLOS		
0122010303	SIFAO DUPLO EXTENSI.11/2 B-48	2.78
SIFOES DUPLOS - DIVERSOS		
0122010401	SIFAO L.LOUCA C/2 VALV. MEC	4.93
0122010402	SIFAO L.LOUCA S/ VALV. MEC	3.93
0122010406	VALVULA LAVA LOICA C/CESTA INOX	6.36
SIFOES P/PAVIMENTO - DIVERSOS		



0122010602	SIFAO CAMPAIN.PVC REDI 150X150X40X50	7.09
0122010605	SIFAO CAMPAINHA METAL.CROM.6CM	2.47
0122010606	SIFAO CAMPAINHA METAL.CROM.8CM	3.63
0122010607	SIFAO CAMPAINHA METAL.CROM.10CM	7.45
0122010608	SIFAO CAMPAINHA METAL.CROM.12CM	12.52
0122010609	SIF.PVC FIRST150X150X50 CHABS15G HORIZ.	7.23
01220106090	SIF.PVC 150X150 HORIZ.C/GREL.INOX 13421	9.28
0122010610	SIF.CAMP.PVC S.LAT.MATRIPL.150X150X75	4.91
0122010612	SIF.PVC FIRST 150X150X50 CHPVC15G VERT.	6.10
0122010613	SIFAO PVC SAIDA HORIZONTAL 15X15X75	20.55
0122010614	SIFAO PVC SAIDA HORIZONTAL 20X20X90	26.67
0122010615	SIFAO PVC SAIDA HORIZONTAL 20X20X110	25.41

SIFOES PLACA TURCA - CALCAO SANITA JIMT.

01220121S500	CALCAO SANITA EXT.110 S-500	16.13
--------------	-----------------------------	-------

SIFOES SIMPLES

0122010103	SIFAO GARRAFA 90.11/4 B-3R	2.03
0122010118	SIFAO CURVO 90.11/4 B-30C	2.08

SIFOES SIMPLES DIVERSOS

0122010201	SIFAO GARRAFA LINEA CROM.11/4 P/V.D.A	19.99
0122010202	SIFAO GARRAFA MET.CROM.11/4	15.36
01220102021	SIFAO LAV.MET.CROM.11/4 MOD.MARTA 90101	22.45
01220102022	SIFAO BIDE MET.CROM.11/4 MOD.MARTA	21.15
01220102023	SIFAO GARRAFA URINOL MET.090171	16.47
01220102024	SIFAO GARRAFA CROM.C/VALV.11/4 090131	15.75
0122010203	SIFAO GARRAFA L.CROMADO REF.090161	20.72
01220102030	SIFAO GARRAFA LAVAT.C/VALV.CROMO	14.64
01220102031	SIFAO GARRAFA C/LIG.AUX.SS-221 11/2	2.74
01220102032	SIFAO GARRAFA LL C/RESP 1182 S-476 02698	19.71
01220102033	SIFAO GARRAFA LL 11/2 S-69 04058	4.68
0122010204	SIFAO L.LOUCA C/1 VALV.MATRIPLAST H30	4.06
0122010205	SIFAO L.LOUCA C/1 VALV.SANIJACTO	23.36
01220102050	COPO P/SIFAO GORDURA SANIJATO	1.50
0122010208	TUBO P/SIFAO LATAO CROM.32X35 CM	4.85
0122010209	TUBO P/SIFAO LATAO CROM.32X45 CM	5.55
0122010210	TUBO P/SIFAO LATAO CROM.32X25 CM	3.43
01220102A3220	TUBO P/SIFAO LATAO CROM.C/ABA 32X20	1.54
01220102A3225	TUBO P/SIFAO LATAO CROM.C/ABA 32X25	3.78
01220102A3230	TUBO P/SIFAO LATAO CROM.C/ABA 32X30	4.49
01220102A3235	TUBO P/SIFAO LATAO CROM.C/ABA 32X35	4.96
01220102A3240	TUBO P/SIFAO LATAO CROM.C/ABA 32X40	5.91
01220102A44	TUBO P/SIFAO CROM 32X125 A-44	3.85
01220102GDA110	SIFAO DUPLO 11/2 C/VALV.CESTA LIG.AUX.BR SD-131	12.33
01220102S310	MINI SIFAO C/VALV.MAQ.LAVAR S-310	3.90
01220102S38	SIFAO SIMPLES 11/2 S-38	3.58
01220102S380	SIFAO SIMPLES 11/2 S-380	14.15
01220102SD105	SIFAO GARRAFA DUPLO 11/2 SD-105 AJUSTAVEL	5.03
01220102SD131	SIFAO GARRAFA DUPLO 11/2 SD-131	12.33
01220102SD141	SIFAO GARRAFA DUPLO 11/2 SD-141	15.24
01220102SS220	SIFAO SIMPLES 11/2 SS-220	2.16
01220102SS260	SIFAO GARRAFA C/VALVULA CESTA SS-260	7.02
01220102T0201	CURVA C/PORCA LOUCA T-201 11/4	1.32

TACOS**TACOS P/LAVATORIO**

0122220101	TAPA FURO P/LAVATORIO BR.	3.83
0122220102	TAPA FURO P/LAVATORIO CROM.	2.05
0122220103	TACO P/LAVATORIO DOUR.	1.90
0122220104	TAPA FURO P/LAVATORIO ABS BRANCO	0.99
0122220105	TAPA FURO P/LAVATORIO ABS CROMO	1.00
0122220106	TAMPA EXPANSAO 125X125 S-412	6.63



+351 244 800 160
+351 244 802 323



geral@canalcentro.pt
info@canalcentro.pt



R. do Bailadouro s/nº,
2410-211 Pousos

TAMPAS E ACESSORIOS**ACESSÓRIOS P/TAMPAS SANITA**

0122250201	CONJ.PARAFUSOS/REGUAS (PAR)	1.54
------------	-----------------------------	------

TAMPAS P/SANITA

0122250101	TAMPO SANITA UNIVERSAL T-124	9.16
0122250102	TAMPA SANITA N.2 PR.	8.30
0122250105	TAMPO SANITA TER.020 BR 070211	28.58
0122250106	TAMPO SANITA ABS BR 070601	20.72

TAMPAS P/LAVATORIOS**TAMPAS P/LAVATÓRIOS**

0122260101	TAMPA LAVATORIO BORRACHA BR.	0.75
0122260102	TAMPA LAVATORIO BORRACHA CROM.	0.40

TAMPAS ROSC.CROMADAS**KITS VEDAÇÃO P/SIFAO**

0122240501	KIT VEDAÇÃO P/SIF.110 LATAO CROMADO	4.96
0122240502	KIT VEDAÇÃO AJUST.P/SIF.125 INOX ESCOV.	3.83
0122240503	KIT VEDAÇÃO AJUST.P/SIF.110 INOX ESCOV.	3.02

TAMPAS AJUSTAVEIS P/SIFAO

01222403090	TAMPA AJUSTAVEL P/SIFÃO 90 MM	3.86
01222403110	TAMPA AJUSTAVEL P/SIFÃO 110 MM	3.70
01222403125	TAMPA AJUSTAVEL P/SIFÃO 125 MM	4.41

TAMPAS P/SIFAO C/CHAPA INOX ESCOVADAS

01222404090	TAMPA P/SIFAO 90 C/CHAPA INOX ESCOVADA	1.77
01222404110	TAMPA P/SIFAO 110 C/CHAPA INOX ESCOVADA	2.06
01222404125	TAMPA P/SIFAO 125 C/CHAPA INOX ESCOVADA	2.67
01222404A110	ARO ROSC.AJUST.C/VEDANTE P/SIFAO 110	1.13

TAMPAS P/SIFÃO JINTEM

0122240626000	TAMPA EXPANSAO S-130 INOX 110X145	7.49
0122240626060	TAMPA SIFAO S-130 V INOX 110X145	11.74

TAMPAS ROSCADAS EM PVC CROMADAS

0122240101	TAMPA ROSC.PVC CROM.90	1.50
0122240102	TAMPA ROSC.PVC CROM.110	1.95
0122240103	TAMPA ROSC.PVC CROM.125	3.44
0122240104	TAMPA ROSC.METAL.CROM.90	4.36
0122240105	TAMPA ROSC.METAL.CROM.110	5.99
0122240106	TAMPA ROSC.METAL.CROM.125	7.56
0122240108	ARO CROM.P/TAMPA ROSC.90	1.19
0122240109	ARO CROM.P/TAMPA ROSC.110	1.50
0122240110	ARO CROM.P/TAMPA ROSC.125	1.92
0122240111	TAMPA ROSC.METAL CRO 90MM ABA LARGA	5.72
0122240112	TAMPA ROSC.METAL CRO 110MM ABA LARGA	6.76
0122240113	TAMPA ROSC.METAL CRO 125MM ABA LARGA	8.80
0122240119	TAMPA SIFAO METAL CROM. 90 ABA LARGA	5.58
0122240120	TAMPA SIFAO METAL CROM.110 ABA LARGA	6.42
0122240121	TAMPA SIFAO METAL CROM.125 ABA LARGA	9.02

TAMPAS SIFÃO METAL CROMADAS C/FUNIL

01222402090	TAMPA SIFAO MET.CROM.FURADA C/FUNIL 90	7.73
01222402110	TAMPA SIFAO MET.CROM.FURADA C/FUNIL 110	8.87
01222402125	TAMPA SIFAO MET.CROM.FURADA C/FUNIL 125	13.05

TOALHEIROS**TOALHEIROS CROMADOS**

0122210130	TOALHEIRO CROM.30CM	2.99
0122210140	TOALHEIRO CROM.40CM	5.38
0122210150	TOALHEIRO CROM.50CM	5.83
0122210160	TOALHEIRO CROM.60CM	6.18

TOALHEIROS P/CASA BA**TOALHEIROS P/CASA BANHO "SALGAR"**

+351 244 800 160
+351 244 802 323



geral@canalcentro.pt
info@canalcentro.pt



R. do Bailadouro s/nº,
2410-211 Pousos



0122290101	CONJ.TOALHEIRO 7 PECAS ANETO BR./OURO	109.07
0122290110	CONJ.TOALHEIRO 7 PECAS VENEZA BR./OURO	112.14
TRITURADORAS DE LAVA		
TRITURADORAS DE LAVA LOUÇA		
0122390101	TRITURADOR L.LOUÇA RODI R300	250.00
VALVULAS SANITARIAS		
PORTAS P/VALV.AUTOMA.P/BANHEIRA "ALPRO"		
0122020502	PORTA UNIVERSAL ALPRO 2000	19.95
VALVULAS BANHEI.& BASE CHUV.- DIVERSOS		
0122020401	VALVULA POLIBAN PVC	1.18
0122020403	VALVULA AUTOM.LAT.P/BANHEI.CROM.	55.55
0122020404	VALVULA AUTOM.LAT.P/BANHEI.BR/CROM.	33.17
0122020405	VALVULA AUTOM.LAT.P/BANHEI.DOURADA	37.41
0122020406	VALVULA AUTOM.PVC P/BANHEI.CROM.	30.00
0122020407	VALVULA AUTOM.PVC P/BANHEI.BR/DOURADA	24.94
0122020409	JUNÇÃO VALVULA AUTOMATICA 11/4X32	1.00
01220204091031	VALV.LAV.AUT.CLIC-CLAC QUADRADA 091031	9.89
01220204091041	VALV.LAV.AUT.CLIC-CLAC GRANDE 091041	9.81
01220204091073	JUNÇÃO P/VALVULA AUTOMATICA 11/4 (091073)	1.65
0122020410	CURVA PVC C/ROSCA F. 11/4X40	1.75
0122020411	CURVA PVC C/PORCA 11/2X40 B96M.40	1.45
0122020412	VALVULA LAVATORIO LATAO CROMADA 11/4	3.52
0122020420	VALVULA LAV.AUT.QUICK-CLAC CROM.PLAST.	6.72
0122020421	VALVULA BANH.AUT.QUICK-CLAC C/SP602 CR	36.20
0122020422	VALV.LATAO P/LAV./BIDE GRANDE QUICK-CLAC	7.88
0122020423	VALV..P/LAV./BIDE RED.CLICK-CLAC 091052	9.05
01220204V040	VEDANTE P/ VALV.CLICK-CLAC 1 1/4	0.25
01220204V233	VALV.BASE DUCHE CHUV.11/2X90/115 V-233	12.28
VALVULAS BANHEIRA & BASE CHUVEIRO		
0122020301	CONJ.BANHEIRA C/TUBO FLEX.11/2 B-62F	2.94
0122020304	CONJ.BANHEIRA C/TUBO FLEX.11/2 B-64F	3.48
VALVULAS CHUVEIRO CROM MEBRA		
01220207050070	VALVULA CHUV.11/2X70 CROM 12168 S-373	13.70
01220207050115	VALVULA CHUV.11/2X115 S-320	36.45
0122020722023	VALVULA RESPIRAÇÃO 22023 40 A-69	21.33
0122020722025	VALVULA RESPIRAÇÃO 22025 110H A-69	123.11
VALVULAS LAVATORIO SANITARIAS		
0122020601	VALVULA LAVAT.LATAO 1	3.10
0122020602	VALVULA LAVAT.LATAO 11/4	3.82
VALVULAS P/SIFOES		
0122020107	VALV.LAVAT.PVC ROSC.11/4 MEC	0.90
VALVULAS/SIFOES/ DOB		
ACESSÓRIOS SANITÁRIOS WIRQ.		
01220410AT1511	DOBRADIÇA E PARAF.P/TAMPO MADEIRA (PAR)	8.73
SIFOES REGULAVEIS WIRQ.		
01220403SP3213	SIFAO REGULAVEL. SP3213	2.33
VALVULAS DE CESTO WIRQ.		
0122040190050	VALVULA CESTO 1 BACIA C/EVAQ.CROMO	8.15
VALVULAS SIFONADAS WIRQ.		
0122040218240	VALV.SIFON.D.90 SAIDA 40/43 SLIM DUCHE	26.19
AUTOCLISMOS E ACESSORIOS OLI		
ACESSORIOS P/AUTOCLI		
ACESSORIOS P/AUTOCLISM."OLI" 2010/2001		
01270201008607	TAMPA ZAFFIRO BRANCA CS03000008607	10.74
01270201011150	FIXADORES DE PLACA REF. 011150	4.20
01270201011195	BASE P/ CAIXA DE PROTEÇÃO REF. 011195	8.58
01270201011229	KIT PROLONGAM.P/AUT.INTER.CS5000011229	54.60



01270201011637	CONJ.ALAVANCAS REF.011637	7.44
01270201011758	KIT SAV ASSECORIOS TEC OLI74 REF. 011758	46.92
01270201011972	TORNEIRA DE ESQUADRIA OLI 74 11972	17.58
01270201011973	BLOCO ALAVANCAS OLI 74 SAV.011973	8.34
01270201011984	ABRAÇADEIRA SIMPLEX 11984	3.12
01270201011986	MOLAS P/PLACAS GIDI 011986	21.72
01270201011990	BLOCO ALAVANCAS DESC.INTERIOR SAV.011990	7.20
01270201014861	PLACA GIDI OLI LS EVO BRANCA 014861	31.44
01270201015639	KIT DE FIXAÇÃO DIAM. <99 015639	5.58
01270201021208	BLOCO ALAVANCAS OLI SAV.021208	8.34
01270201021210	KIT FIXAÇÃO S/ESTRUTURA OLI 74 021210	7.44
01270201021271	021271 PLACA DE PROTECAO OLI 74	7.44
01270201026701	GUIA PILETE VALVULA DESC.OLI 74 (26701)	7.02
01270201032477	CONJ.PT AL+CONJ. ALAV. DIAM. SAV 032477	9.19
01270201033424	BICHA FLEXIVEL 3/8X3/8X215 MM 33424	12.90
01270201033450	BLOCO ALAVANCAS OLI SAV.033450	9.06
01270201033494	PLACA PROTECAO DIAM 033494	7.44
01270201037104	SACO CONJ.EXTENSOR DIAM.037104	5.58
01270201037150	PARAFUSO FIXAC. ACIONAMENTO SLIM 037150	4.62
01270201037152	KIT DE FIXAÇÃO IPLATE REF.037152	7.80
01270201048607	FIXADORES BLOCO ALAVANCA DIAM 048607	13.62
01270201049512	SUPORTE TORNEIRA DE BOIA DIAM 049512	12.66
01270201049888	SACO ACESS.D40 SD SAV TIPO 49888	4.81
01270201049981	CONTRAPLACA P/PLACA GIDI 049981	10.74
01270201049985	CONJ.ALAV.+ANILHAS PLACA DDSD GIDI 49985	5.16
01270201056676	CONJUNTO ALAVANCAS OLI SAV.056676	21.72
01270201056973	ANILHA PARA FIXAÇÃO GIDI <12 056973	1.50
0127020107	FORQ./ALAVANCA 2002 (493821)	2.01
0127020108	FORQ./ALAVANCA 2001 (493822)	2.15
01270201091096	TORNEIRA BOIA AZOR PLUS 3/8 91096	15.30
0127020110	VALV.DESCAR.UNIVER.ZAF. NORMAL 11989	13.98
01270201101757	PLACA PROTECÇÃO+ALAVANCAS 101757	9.72
01270201101758	VEDANTE VALVULA DESCARGA CS04000101758	10.92
0127020111	VEDANTE VAL.DESCARGA NORMAL QUARZ 883028	2.23
0127020112	VEDANTE E ANILHA P/TUBO DESCAR.QUAR53386	2.88
0127020113	PORCA /ANILHAS BR P/TUBO DESCARGA 493801	4.44
0127020114	VEDANTE VALV.DESCARGA ANTIGO (92067)	1.37
0127020115	PORCA TUBO DESCARGA 50 BRC QUARZO 30858	3.51
01270201163690	KIT SANITA SUSPENSA 90 37137	13.13
0127020127	GANCHO P/VALN.DESC.ALTO.(493331)	2.44
0127020137129	TUBO EVACUACAO 90X250 OLI 37129	5.33
0127020137132	TUBO LIGACAO 45X180 37132	3.66
0127020137134	VEDANTE TUBO EVACUACAO 37134	11.31
0127020137188	VEDANTE VALV. DESC.OLI37188	0.30
0127020148514	CONJ.BOTAO COMP.ECO OLI LUC SAV 48514	5.40
01270201499341	TAMPA COMP.2010 DD QUARZO BRC 154845	9.48
01270201601060	CONJ.ANCORINAS GIDI SAV. 601053	0.71
01270201622001	CURVA VERTICAL DESC.SANIA D90/90 36888	12.66
01270201622501	KIT SANITA SUSPENSA 90X165 D44 37137	12.54
01270201852470	VALV.DESC.DIAM.DD SAV 4000037106	16.20
01270201879955	AMBIWAVE OLIPURE 879955	2.39
ACESSORIOS P/AUTOCLISMOS "OLI" ZAFIRO		
0127020801	BORRACHA PRETA P/FIXA.110X69X15 53826	2.10
0127020802	CONJ.FIXAÇÃO P/ZAFIRO 49521	7.44
0127020803	TAMPA COMP ONIX DD OLIX BRC SAV	10.74
EMBOQUES BORRACHA		
0127020501	EMBOQUE BORRACHA INT.DIAM.32 (50993)	2.34
0127020502	EMBOQUE BORRACHA INT.DIAM.40 (50992)	2.34
0127020503	EMBOQUE BORRACHA INT.DIAM.45 (37133)	2.34



0127020510	CONJ.5 EMBOQUES DESC.D40/D44 NV 21209	14.52
0127020511	CONJ.5 EMBOQUES D90 CURVA DESC.36889	14.52
TORNEIRA BOIA "OLI" P/AUTOCLISMO LOUCA		
0127020701	TOR.BOIA ENT/LAT.P/AUT.LOUCA3/8(02405)	13.38
0127020702	TOR.BOIA ENT/INFER.UNI BOTAO3/8 (563584)	12.12
0127020704	TORN.BOIA AZOR V3 3/8 AUT.INT.SAV 021203	14.52
0127020710	TORN.ESQ.1/2X3/8 ALBERTONI SAV 021206	16.26
TORNEIRAS DE BOIA 2002/2010		
0127020201	TORNEIRA BOIA UNI PLAST 3/8 QUARZ(11994)	10.17
0127020202	TORNEIRA BOIA UNIV IVC 100-99936	13.38
0127020203	TORNEIRA BOIA AZOR PLUS/BLISTER 014094	18.24
TUBOS DE DESCARGA DIREITOS		
0127020301	TUBO DESCARGA 50X40X325 BR (490661)	5.22
0127020303	TUBO DESCARGA 50X32X325 BR (490441)	5.22
0127020304	TUBO DESCARGA 50X32X600 BR (490541)	13.02
TUBOS DE DESCARGA PESCOCO CAVALO		
0127020401	TUBO DESC.BRANCO KIT 50/32H 980-490181	18.96
VALV.DESCARGA "OLI" P/AUTOCLISMO LOUCA		
0127020601	VALV.DESC.TIRETTE-ECO CR.B.PUXAR (500321)	13.53
0127020602	VALV.DESC.POUSSOIR-ECO CR.B.(501021)	13.53
0127020603	VALV.DESC.UNIV.DUPLA-D CR C/BOTAO 011967	17.62
0127020605	VALV.DESC.COMP.ATLAS CABOS DD BLISTER	17.62
0127020606	VALV.DESCARGA DIAM.DD SAV 037106	14.73
0127020607	VALVULA DESCARGA OLI PLUS 74 002992	13.58
0127020608	VALVULA DE DESCARGA GIADA 048681	17.13
AUTOCLISM.EXTERIORES		
ACESSORIOS P/AUTOCLISMOS C/ESTRUTURA		
01270120036883	SACO ACESSOR.FIXACAO SANITA BR (036883)	6.48
01270120054496	SACO ACESSOR.FIXACAO SANITA CR (054496)	11.70
AUTOCLIMOS MONOB.E MOCHILA		
01270107340221	AUTOCLISMO ONIX MONOBLOCO E MOCHILA BR.	44.45
AUTOCLISMOS C/ESTRUT.SISTEMA EURO		
01270110000216238	ESTRUT.OLI80 +PLC.IPLATE CR MATE 216238	167.95
01270110001	ESTRUT.AUTOCLISMO OLI74 EURO H120 601821	195.00
012701100014	ESTRUTURA OLI80 SANITARBLOCK 043059	127.75
01270110012	ESTRUT. BIDE SUSP. C/ABRAC. REG .8908	92.10
01270110020684	ESTRUT.AUTOCLISMO EXPERT PLUS 20684	114.85
01270110043058	ESTRUTURA OLI80 MEC SIMPLEX 043058	81.50
01270110136078	ESTRUTURA BIDE SANITARBLOCK 136078	137.60
01270110600859	ESTRUTURA OLI74 AUTOPORTANTE 600859	367.25
0127011099949	ESTRUTURA OLI120 SANITARBLOCK 099949	196.10
AUTOCLISMOS INTERIOR SISTEMA SIMFLEX		
01270101012	ESTRUTURA BIDE SIMFLEX (610011)	94.25
0127011000216228	OLI80 MEC-SIMF.+PLC.COM.IPLATE CR 216228	128.95
01270111001	AUTOCLISMO INT.OLI74 PLUS SIMFLEX 601932	132.20
01270111002	AUTOCLISMO INT.DIAMANTE DD (600921)	106.27
01270111012	ESTRUTURA BIDE SIMFLEX S/PATERES(006987)	60.70
01270111013	ESTRUTURA BIDE ECO-SIMFLEX S/P (618581)	30.45
01270111076456	AUTOCLIMO INT.EXPERT EVO 820 076456	133.25
012701111000216236	OLI80 MEC-SIMF.+PLC.COM.IPLATE BR 216236	115.95
01270111152977	AUTOCLISMO OLI74PLUS SIMFLEX PURE 152977	150.60
0127011199946	AUTOCLISMO INT.OLI120 PLUS SIMFLEX 6L	104.90
AUTOCLISMOS INTERIORES PAREDE		
012701131000880206	ESTRUT.OLI80 SANITARBLOCK+BD CR 880206	167.95
012701131000880208	OLI80 MEC.6L SINF+ PLC.COM. BOUND 880208	128.95
01270113601621	AUTOCLISMO DARLING 74 DD R.601621	108.35
012701151000880785	ESTRUT.AUTOCLISMO OLI74 SANITARB.OLIPUR 880785	213.45



AUTOCLISMOS OLI ALTO

0127010301	AUTOCL.ALTO S/TAMPA S/TUBO TURCHE.440361	23.80
0127010302	AUTOCL.ALTO C/TAMPA T.DESC.OLIST(440021)	32.50
0127010303	TUBO DESCARGA P/AUTOCLIS.ALTO BR (490641)	26.26
0127010304	CORRENTE DESC.P/AUOC.ALTO (493880)	4.10

AUTOCLISMOS OLI TIPO

0127010201	AUTOCLISMO TIPO BRANCO (453501)	30.35
------------	---------------------------------	-------

AUTOCLISMOS OLI ZAFIRO POU SAR

01270106001	AUT.ZAFIRO E.AGUA INF.SX/DX BR (002426)	55.25
01270106002	AUT.ZAFIRO MONOB.ENT.LATERAL BR (425551)	52.00

PLACAS DE COMANDO OLI

01270105010230	PLACA COMANDO RIA BRANCO DD 010230	26.00
01270105010729	PLACA COMANDO RIA CR.ANTI-VANDAL.010729	35.75
01270105010730	PLACA COMANDO RIA DD (010730)	35.75
01270105011419	PLACA COMANDO METAL MATE DD 011419	88.85
01270105015500	PLACA COMANDO GIDI D.D. CRO COD.015500	36.30
01270105050024	PLACA P/AUTO.INTER.DIAMANTE CR 50024	44.95
01270105050226	PLACA P/AUOC.INT.DIAM.ACAB.MATE 050226	44.95
01270105054554	PLACA COMANDO OCEANIA BRANCO 54554	136.50
01270105054561	PLACA COMANDO OCEANIA INOX CR 54561	88.85
01270105054562	PLACA COMANDO OCEANIA PRT/MT 54562	111.60
01270105139185	PLACA COMANDO GLAM CR 139185	45.50
01270105152940	PLACA COMANDO NARROW CR 152940	45.50
01270105152949	PLACA COMANDO GLOBE BR (152949)	41.20
01270105152950	PLACA COMANDO GLOBE DD CR (152950)	50.95
01270105152951	PLACA COMANDO GLOBE CR/MATE (152951)	50.95
01270105152952	PLACA COMANDO GLOBE PRETO (152952)	55.25
01270105216621	PLACA COMANDO BLINK BRANCO (1216621)	71.50
01270105627046	PLACA COMANDO GIDI MATE DD (017451)	36.30
01270105635424	PLACA COMANDO ORIENTE DD CR (014123)	34.85
01270105635425	PLACA COMANDO ORIENTE DD BR (000017549)	26.20
01270105640084	PLACA COM.SALINA CROMO DD 011296	40.85
0127010564522	PLACA COMANDO BOUND CROM (64522)	45.50
012701056460767	PLACA COMANDO DESC.BOUND BR (60767)	34.70
01270105656024	PLACA COMANDO STEEL DD CROMO 011418	88.85
01270105659041	PLACA DE COMANDO SLIM BRANCO (010195)	40.10
01270105659044	PLACA DE COMANDO SLIM CROMO (010196)	50.95
01270105659046	PLACA DE COMANDO SLIM MATE (010197)	50.95
01270105659047	PLACA COMANDO SLIM CINZA AREIA (010216)	56.35
01270105659048	PLACA COMANDO SLIM PRETA (010209)	56.35
01270105659049	PLACA COMANDO SLIM CAPA INOX (057141)	70.45
01270105661006	PLACA COMANDO INOX REDOND.MATE 661006	184.20

AUTOCLISMOS EXTERIOR**AUTOCLISMOS "OLI 2010"**

01270001001	AUTOCLISMO QUARZO OLI BRANCO	36.85
01270001003	AUTOCLISMO QUARZO OLI VISONE (124429)	39.00
01270001004	AUTOCLISMO QUARZO OLI PERGAMON (124428)	39.00
01270001005	AUTOCLISMO QUARZO OLI CINZA (124430)	39.00
01270001006	AUTOCLISMO QUARZO OLI ROSA (124432)	39.00
01270001007	AUTOCLISMO QUARZO OLI ROSA PEROLA 124431	39.00
0127000106	AUTOCLISMO OLI.2010 ROSA PEROLA (407555)	34.10

AUTOCLISMOS OLI POP

0127000201	AUTOCLISMO OLI POP BRANCO (14653)	24.15
------------	-----------------------------------	-------

MISTURADORAS OLI**ACESSORIOS E COMPLEMENTOS**

01270905000317	CHUVEIRO+BRACO REGIST.ANTI-VAND.(200317)	117.00
----------------	--	--------

MISTURADORAS DE ENCASTAR

01270903000321	VALVULA CHUVEIRO LINE CIRC.1VIA (100321)	78.00
----------------	--	-------



+351 244 800 160
+351 244 802 323



geral@canalcentro.pt
info@canalcentro.pt



R. do Bailadouro s/nº,
2410-211 Pousos

 **canalcentro**

MISTURADORAS TEMPORIZADAS

01270904000004	TORNEIRA TEMPORIZADA LAV.LINE (120004)	45.50
----------------	--	-------

PLACAS DE COMANDO**PLACAS DE COMANDO OCEANIA OLI**

01270410054554	PLACA COMANDO OCEANIA MECAN.BRAN.054554	136.50
----------------	---	--------

PLACAS DE COMANDO iPLATE OLI

0127040113585	PLACA COMANDO iPLATE MATE 13585	35.75
0127040113586	PLACA COMANDO iPLATE CROMO 13586	35.75
0127040113589	PLACA COMANDO iPLATE BRANCO (13589)	26.00
01270401K13579	PLACA iPLATE BR.C/BOTAO PRT/ANT/LUC/SAT	51.00

SISTEMAS DUCHE PAV.**OLIFILO CERAMIC**

01271003000131	CALHA DUCHE OLIFILO CERAMIC 60 OB3000131	306.55
01271003000199	PES DE SUP.OLIFILO OB30000000199	21.30

OLIFILO SQUARE

01271001000160	SIFAO OLIFILO AQUARE 20 OB30000000160	189.20
----------------	---------------------------------------	--------

OLIFILO STANDARD

01271002000144	SIFAO OLIFILO STANDARD 60 OB30000000144	267.80
----------------	---	--------

BICHAS FLEXIVEIS MALHA ACO**BICHAS EXTENSIVEIS A****BICHAS EXTENS.AÇO INOX 3/4-3/4 F/F**

0126080505000650	BICHA EXT.INOX AGUA 500/650 3/4X3/4 F/F	SobConsulta
------------------	---	-------------

BICHAS FLEX.CROMADAS**BICHAS FLEX.CROMADAS P/CHUVEIRO**

0126050101	BICHA FLEX.CROM.P/CHUVEIRO 1,25MT	4.36
0126050102	BICHA FLEX.CROM.P/CHUVEIRO 1,50MT	4.88
0126050103	BICHA FLEX.CROM.P/CHUVEIRO 1,75MT	6.98
0126050104	BICHA FLEX.CROM.P/CHUVEIRO 2,00MT	6.03
0126050110	BICHA P/CHUVEIRO LUXO PVC 1,50MT 0826011	9.31

BICHAS FLEX.MALHA AC**BICHAS FLEX.MALHA ACO F/F 1/2"X1/2"**

0126030101	BICHA FLEX.MALH.ACO F/F 1/2X1/2 15CM	1.27
0126030102	BICHA FLEX.MALH.ACO F/F 1/2X1/2 20CM	1.28
0126030102L	BICHA FL.MALH.ACO F/F 1/2X1/2 20CM LARGA	3.28
0126030103	BICHA FLEX.MALH.ACO F/F 1/2X1/2 25CM	1.34
0126030103L	BICHA FL.MALH.ACO F/F 1/2X1/2 25CM LARGA	3.36
0126030104	BICHA FLEX.MALH.ACO F/F 1/2X1/2 30CM	1.37
0126030104L	BICHA FL.MALH.ACO F/F 1/2X1/2 30CM LARGA	3.48
0126030105	BICHA FLEX.MALH.ACO F/F 1/2X1/2 35CM	1.44
0126030105L	BICHA FL.MALH.ACO F/F 1/2X1/2 35CM LARGA	3.60
0126030106	BICHA FLEX.MALH.ACO F/F 1/2X1/2 40CM	1.52
0126030106L	BICHA FL.MALH.ACO F/F 1/2X1/2 40CM LARGA	3.78
0126030107	BICHA FLEX.MALH.ACO F/F 1/2X1/2 45CM	1.62
0126030107L	BICHA FL.MALH.ACO F/F 1/2X1/2 45CM LARGA	3.87
0126030108	BICHA FLEX.MALH.ACO F/F 1/2X1/2 50CM	1.73
0126030109	BICHA FLEX.MALH.ACO F/F 1/2X1/2 60CM	1.82
0126030110	BICHA FLEX.MALH.ACO F/F 1/2X1/2 70CM	1.93
0126030113	BICHA FLEX.MALH.ACO F/F 1/2X1/2 1,00MT	2.90
0126030113L	BICHA FL.MALH.ACO F/F 1/2X1/2 1MT LARGA	5.09

BICHAS FLEX.MALHA ACO F/F 1/2"X3/4"

0126030301	BICHA FLEX.MALH.ACO F/F 1/2X3/4 15 CM	2.76
0126030302	BICHA FLEX.MALH.ACO F/F 1/2X3/4 20CM	2.84
0126030303	BICHA FLEX.MALH.ACO F/F 1/2X3/4 25CM	2.91
0126030304	BICHA FLEX.MALH.ACO F/F 1/2X3/4 30CM	3.39

BICHAS FLEX.MALHA ACO F/F 1/2"X3/8"

0126020101	BICHA FLEX.MALH.ACO F/F 1/2X3/8 15CM	1.27
0126020102	BICHA FLEX.MALH.ACO F/F 1/2X3/8 20CM	1.28



0126020103	BICHA FLEX.MALH.ACO F/F 1/2X3/8 25CM	1.34
0126020104	BICHA FLEX.MALH.ACO F/F 1/2X3/8 30CM	1.37
0126020105	BICHA FLEX.MALH.ACO F/F 1/2X3/8 35CM	1.44
0126020106	BICHA FLEX.MALH.ACO F/F 1/2X3/8 40CM	1.52
0126020107	BICHA FLEX.MALH.ACO F/F 1/2X3/8 45CM	1.62
0126020108	BICHA FLEX.MALH.ACO F/F 1/2X3/8 50CM	1.73
0126020109	BICHA FLEX.MALH.ACO F/F 1/2X3/8 60CM	1.81
0126020110	BICHA FLEX.MALH.ACO F/F 1/2X3/8 70CM	1.93
0126020111	BICHA FLEX.MALH.ACO F/F 1/2X3/8 80CM	2.08
BICHAS FLEX.MALHA ACO F/F 3/4"X3/4"		
0126040101	BICHA FLEX.MALH.ACO F/F 3/4X3/4 15CM	3.04
0126040102	BICHA FLEX.MALH.ACO F/F 3/4X3/4 20CM	3.58
0126040103	BICHA FLEX.MALH.ACO F/F 3/4X3/4 25CM	3.64
0126040104	BICHA FLEX.MALH.ACO F/F 3/4X3/4 30CM	3.75
0126040105	BICHA FLEX.MALH.ACO F/F 3/4X3/4 35CM	3.93
0126040106	BICHA FLEX.MALH.ACO F/F 3/4X3/4 40CM	4.10
0126040107	BICHA FLEX.MALH.ACO F/F 3/4X3/4 45CM	4.29
0126040108	BICHA FLEX.MALH.ACO F/F 3/4X3/4 50CM	4.57
0126040109	BICHA FLEX.MALH.ACO F/F 3/4X3/4 60CM	4.64
0126040110	BICHA FLEX.MALH.ACO F/F 3/4X3/4 70CM	4.94
BICHAS FLEX.MALHA ACO F/F 3/8"X3/8"		
0126010101	BICHA FLEX.MALH.ACO F/F 3/8X3/8 20CM	1.28
0126010102	BICHA FLEX.MALH.ACO F/F 3/8X3/8 25CM	1.34
0126010103	BICHA FLEX.MALH.ACO F/F 3/8X3/8 30CM	1.38
0126010104	BICHA FLEX.MALH.ACO F/F 3/8X3/8 35CM	1.44
0126010105	BICHA FLEX.MALH.ACO F/F 3/8X3/8 40CM	1.52
0126010106	BICHA FLEX.MALH.ACO F/F 3/8X3/8 45CM	1.62
0126010107	BICHA FLEX.MALH.ACO F/F 3/8X3/8 50CM	1.73
BICHAS FLEX.MALHA ACO M/F 1"X1"		
01260404050	LIGAÇÃO FLEX.MALH.ACO M/F 1X1 50CM	12.24
01260404060	LIGAÇÃO FLEX.MALH.ACO M/F 1X1 60CM	13.58
01260404080	LIGAÇÃO FLEX.MALH.ACO M/F 1X1 80CM	16.14
01260404100	LIGAÇÃO FLEX.MALH.ACO M/F 1X1 100CM	18.66
BICHAS FLEX.MALHA ACO M/F 1/2"X1/2"		
0126030201	BICHA FLEX.MALH.ACO M/F 1/2X1/2 15CM	1.26
0126030202	BICHA FLEX.MALH.ACO M/F 1/2X1/2 20CM	1.28
0126030203	BICHA FLEX.MALH.ACO M/F 1/2X1/2 25CM	1.34
0126030204	BICHA FLEX.MALH.ACO M/F 1/2X1/2 30CM	1.37
0126030205	BICHA FLEX.MALH.ACO M/F 1/2X1/2 35CM	1.44
0126030206	BICHA FLEX.MALH.ACO M/F 1/2X1/2 40CM	1.52
0126030207	BICHA FLEX.MALH.ACO M/F 1/2X1/2 45CM	1.62
0126030208	BICHA FLEX.MALH.ACO M/F 1/2X1/2 50CM	1.73
0126030209	BICHA FLEX.MALH.ACO M/F 1/2X1/2 60CM	1.82
0126030210	BICHA FLEX.MALH.ACO M/F 1/2X1/2 70CM	1.93
0126030213035	BICHA MALHA ACO DN13 M/F 1/2X1/2 35CM	3.40
BICHAS FLEX.MALHA ACO M/F 1/2"X3/4"		
0126030402	BICHA FLEX.MALH.ACO M/F 1/2X3/4 20CM	2.84
0126030403	BICHA FLEX.MALH.ACO M/F 1/2X3/4 25CM	2.91
0126030404	BICHA FLEX.MALH.ACO M/F 1/2X3/4 30CM	3.01
0126030409	BICHA FLEX.MALH.ACO M/F 1/2X3/4 60CM	4.06
BICHAS FLEX.MALHA ACO M/F 1/2"X3/8"		
0126020201	BICHA FLEX.MALH.ACO M/F 1/2X3/8 15CM	1.00
0126020202	BICHA FLEX.MALH.ACO M/F 1/2X3/8 20CM	1.02
0126020203	BICHA FLEX.MALH.ACO M/F 1/2X3/8 25CM	1.06
0126020204	BICHA FLEX.MALH.ACO M/F 1/2X3/8 30CM	1.37
0126020205	BICHA FLEX.MALH.ACO M/F 1/2X3/8 35CM	1.15
0126020206	BICHA FLEX.MALH.ACO M/F 1/2X3/8 40CM	1.43
0126020207	BICHA FLEX.MALH.ACO M/F 1/2X3/8 45CM	1.29



0126020208	BICHA FLEX.MALH.ACO M/F 1/2X3/8 50CM	1.38
0126020209	BICHA FLEX.MALH.ACO M/F 1/2X3/8 60CM	1.45
BICHAS FLEX.MALHA ACO M/F 3/4"X3/4"		
0126040201	BICHA FLEX.MALH.ACO M/F 3/4X3/4 15CM	3.04
0126040202	BICHA FLEX.MALH.ACO M/F 3/4X3/4 20CM	3.10
0126040203	BICHA FLEX.MALH.ACO M/F 3/4X3/4 25CM	3.64
0126040204	BICHA FLEX.MALH.ACO M/F 3/4X3/4 30CM	3.24
0126040205	BICHA FLEX.MALH.ACO M/F 3/4X3/4 35CM	3.40
0126040206	BICHA FLEX.MALH.ACO M/F 3/4X3/4 40CM	4.09
0126040207	BICHA FLEX.MALH.ACO M/F 3/4X3/4 45CM	3.71
0126040208	BICHA FLEX.MALH.ACO M/F 3/4X3/4 50CM	4.46
0126040209	BICHA FLEX.MALH.ACO M/F 3/4X3/4 60CM	4.56
0126040210	BICHA FLEX.MALH.ACO M/F 3/4X3/4 70CM	4.64
BICHAS FLEX.MALHA ACO M/F 3/8"X3/8"		
0126010201	BICHA FLEX.MALH.ACO M/F 3/8X3/8 15CM	1.27
0126010202	BICHA FLEX.MALH.ACO M/F 3/8X3/8 20CM	1.28
0126010203	BICHA FLEX.MALH.ACO M/F 3/8X3/8 25CM	1.34
0126010204	BICHA FLEX.MALH.ACO M/F 3/8X3/8 30CM	1.37
0126010205	BICHA FLEX.MALH.ACO M/F 3/8X3/8 35CM	1.44
0126010206	BICHA FLEX.MALH.ACO M/F 3/8X3/8 40CM	1.51
0126010207	BICHA FLEX.MALH.ACO M/F 3/8X3/8 45CM	1.62
0126010208	BICHA FLEX.MALH.ACO M/F 3/8X3/8 50CM	1.92
LIGAÇÃO FLEX.MALHA ACO M/F 3/4X3/4"		
0126040608	LIGAÇÃO FLEX.MALH.ACO M/F 3/4X3/4 50CM	9.24
0126040611	LIGAÇÃO FLEX.MALH.ACO M/F 3/4X3/4 80CM	12.38
BICHAS FLEX.P/LIGAC.		
BICHAS FLEX.MALH.ACO P/LIGAC.MONOBLO.M/F		
01260602025	LIG.MONOBL.6MM M/F 3/8X1/4 25CM	0.98
01260602030	LIG.MONOBL.6MM M/F 10/1X3/8 30CM	1.33
01260602035	LIG.MONOBL.6MM M/F 10/1X3/8 35CM	1.38
01260602040	LIG.MONOBL.6MM M/F 10/1X3/8 40CM	1.51
01260602045	LIG.MONOBL.6MM M/F 10/1X3/8 45CM	1.62
01260602050	LIG.MONOBL.6MM M/F 10/1X3/8 50CM	1.72
BICHAS FLEX.P/LIGAC.MAQ.LAVAR		
0126060101	BICHA FLEX.P/LIG.MAQ.LAVAR 1,50MT	2.22
01260601011	BICHA FLEX.P/LIG.MAQ.LAVAR 2,00MT	3.41
0126060102	VEDACAO PRETA P/MAQUINA LAVAR	0.06
0126060103	MANGUEIRA EXTEN.P/DESG.MAQ.LAVAR 2M	2.44
01260601050	ADAPTADOR ENCAIXE P/ESQUENTADOR CR	3.00
LIGACOES FLEXIVEIS C		
LIGAÇÕES FLEXIVEIS FF C/CURVA		
01260901025035	LIGACAO FLEX.FF C/CURVA 3/4X3/4 35	8.01
TUBOS E ACESSORIOS F		
ACESS.P/TUBO FLEX..AÇO INOX FLEXINOX		
01261002012	KIT C/10 PORCA/ANILHA FLEXINOX AQUA 3/8	9.35
01261002020	KIT C/10 PORCA/ANILHA FLEXINOX AQUA 1/2	8.86
01261002025	KIT C/10 PORCA/ANILHA FLEXINOX AQUA 3/4	11.97
01261002025020	KIT C/10 PORCA/ANI.FLEXINOX AQUA 3/4x1/2	11.18
01261002032	KIT C/10 PORCA/ANILHA FLEXINOX AQUA 1	19.27
BICHAS EXTENSIVEL INOX F/F AGUA		
01261010300360	BICHA EXT.INOX S/RV F/F 1/2 X1/2 300/360	8.00
CASQUILHOS P/PORCA FLEXINOX		
01261004020	CASQUILHO P/PORCA FLEXINOX 1/2X1/2	1.63
01261004025	CASQUILHO P/PORCA FLEXINOX 3/4X3/4	2.54
01261004032	CASQUILHO P/PORCA FLEXINOX 1X1	4.27
MALAS C/KIT INSTALAÇÃO TUBO FLEXINOX		
0126100301	MALA C/KIT INSTALA.TUBO FLEXINOX AQUA	169.20



01261003012032	MATRIZ P/TUBO FLEXINOX AQUA 3/8 - 1	30.00
TUBOS FLEXIV.AÇO INOX AISI 304 FLEXINOX		
01261001012	ROLO TUBO INOX FLEXINOX AQUA 3/8 C/4MT	22.81
01261001020	ROLO TUBO INOX FLEXINOX AQUA 1/2 C/4MT	28.92
01261001025	ROLO TUBO INOX FLEXINOX AQUA 3/4 C/4MT	37.17
01261001032	ROLO TUBO INOX FLEXINOX AQUA 1 C/4MT	46.56
01261001112	ROLO TUBO INOX FLEXINOX AQUA 3/8 C/10MT	55.60
01261001120	ROLO TUBO INOX FLEXINOX AQUA 1/2 C/10MT	72.60
01261001125	ROLO TUBO INOX FLEXINOX AQUA 3/4 C/10MT	88.80
01261001132	ROLO TUBO INOX FLEXINOX AQUA 1 C/10MT	130.60
01261001320	ROLO TUBO INOX FLEXINOX AQUA 1/2 C/30MT	156.70
01261001325	ROLO TUBO INOX FLEXINOX AQUA 3/4 C/30MT	200.04
01261001332	ROLO TUBO INOX FLEXINOX AQUA 1 C/30MT	239.91

VEDANTES**VEDANTES AMIANTE P/BICHAS FLEX.**

0126070101	VEDANTE ECOLOGICO P/BICHA FLEX.3/8	0.03
0126070102	VEDANTE ECOLOGICO P/BICHA FLEX.1/2	0.04
0126070103	VEDANTE ECOLOGICO P/BICHA FLEX.3/4	0.05
0126070104	VEDANTE ECOLOGICO P/BICHA FLEX.1	0.07
0126070105	VEDANTE ECOLOGICO P/BICHA FLEX.11/4	0.13
0126070106	VEDANTE ECOLOGICO P/BICHA FLEX.11/2	0.15
0126070107	VEDANTE ECOLOGICO P/BICHA FLEX.2	0.20
0126070110	4001407 JUNTA PLANA TEFLON 3/8 (14X7)	SobConsulta
0126070111	4001410 JUNTA PLANA TEFLON 3/8 (14.5X10)	SobConsulta
0126070112	4001811 JUNTA PLANA TEFLON 1/2 (18x11)	0.11
0126070114	4002413 JUNTA PLANA TEFLON 3/4 (24x13)	0.15
0126070118	4003020 JUNTA PLANA TEFLON 1 (30x20)	0.18

VEDANTES DE TEMPERATURA

01260715025	KIT DE JUNTAS TEFLON 3/4	29.00
-------------	--------------------------	-------

VEDANTES P/SUPORTES CONTADOR AGUA

01260704025	ANILHA BORRACHA 3/4 P/SUPORTE CONTADOR	0.10
01260704032	ANILHA BORRACHA 1 P/SUPORTE CONTADOR	0.12

VEDANTES PARA CANHAO DEPOSITO

01260703025	VEDACAO CANHAO DEPOSITO 3/4	0.12
01260703032	VEDACAO CANHAO DEPOSITO 1	0.14
01260703040	VEDACAO CANHAO DEPOSITO 11/4	0.15
01260703050	VEDACAO CANHAO DEPOSITO 11/2	0.26
01260703063	VEDACAO CANHAO DEPOSITO 2	0.28

CALEIRAS E ACESSORIOS EM PVC BRANCO**ABRACADEIRAS P/CALEI****ABRACADEIRAS P/CALEIRAS CIRCULAR BRANCA**

01071401003	ABRACADEIRA PVC P/TUBO BRANCO 90	1.13
01071401004	ABRACADEIRA PVC P/TUBO BRANCO 80 CNM80B	0.83
01071401005	ABRACADEIRA PVC BRANCO C/PARAF.INOX 110	1.20

CAIXAS PLUVIAIS**CAIXAS PLUVIAIS PVC**

01071801001	CAIXA ESGOTO PLUVIAL QUAD.D.100 985GQ	8.36
01071801002	CAIXA ESGOTO ECOPLUVIAL 30 X16X22 R.1386	7.17
01071801003	ACESSORIOS P/CAIXA PLUVIAL S-110 985GTS	3.30

CALEIRAS BRANCA**CALEIRAS CIRCULAR PVC BRANCA**

01071001001	CALEIRA CIRC.PVC BRANCA 125 GRN125B	3.08
-------------	-------------------------------------	------

TUBOS P/CALEIRA BQ BRANCA

01071003080	TUBO P/CALEIRA BQ CIRC.80 BR	2.33
01071003090	TUBO P/CALEIRA BQ CIRC.90 BR	2.47
01071003110	TUBO P/CALEIRA BQ CIRC.110 BR	4.71

TUBOS PVC P/CALEIRA BRANCA

01071002001	TUBO PVC 80 P/CALEIRA CIRC.BR.	3.10
01071002002	TUBO PVC 90 P/CALEIRA CIRC.BR.	4.25
01071002003	TUBO PVC 110 P/CALEIRA CIRC.BR.	7.62

TUBOS RECTANGULARES BRANCO

01071004080040	TUBO RECTANGULAR BRANCO 80X40	3.41
----------------	-------------------------------	------

CAPITEIS PVC P/CALEI**CAPITEIS OVAIS C/GRELHA BRANCA**

01071904090	CAPITEL OVAL 90 BR C/GRELHA ANTI-OBSTRU.	5.26
-------------	--	------

CAPITEIS PVC CINZENTO P/CALEIRA

01071902075	CAPITEL PVC CINZENTO 75	4.41
01071902090	CAPITEL PVC CINZENTO 90	4.40
01071902110	CAPITEL QUAD.110 CINZA C/GRELHA	3.80

CAPITEIS PVC P/CALEIRA BRANCA

01071901002	CAPITEL PVC BRANCO 75	4.88
01071901003	CAPITEL PVC BRANCO 90	4.88
01071901004	CAPITEL QUAD.110 BRANCO C/GRELHA	4.88

**CURVAS P/CALEIRAS BR****CURVAS P/TUBO PVC BRANCO DE CALEIRAS**

01071201001	CURVA PVC P/TUBO PVC BR 45.X80 CL45080B	1.75
010712010010	CURVA PVC P/TUBO PVC BR 67°X80 CL67080B	2.00
01071201002	CURVA PVC P/TUBO PVC BR 90.X80 CL87080B	2.16
01071201003	CURVA PVC P/TUBO PVC BR 45.X90	4.72
01071201004	CURVA PVC P/TUBO PVC BR 90.X90	4.88
01071201005	CURVA PVC P/TUBO PVC BR 45.X110	3.98
01071201006	CURVA PVC P/TUBO PVC BR 90.X110	5.23

FORQ.PVC 45.P/CALEIR**FORQUILHAS PVC 45. P/CALEIRA**

0107200180	FORQ.PVC P/TUBO BR45.X80 BRG080B/BRSB80	4.45
0107200190	FORQ.PVC P/TUBO BR 45° 90	8.73

GANCHOS/SUPORTES P/F**GANCHOS METALICOS P/FIXAÇÃO DE CALEIRAS**

01071701001	SUPORTE P/FIX.TELHA METAL PEÇA/ A 18MM	0.46
01071701002	SUPORTE P/FIX.TELHA INOX PEÇA/20MM COMP	1.33

SUPORTES PVC P/CALEIRA CIRCULAR BRANCA

01071702125	GANCHO PVC P/CALEI.CIRC.BR 125 CIP125B	0.99
01071702ET1000	GANCHO METALICO S ET1000	2.18
01071702ST1000	GANCHO METALICO L ST1000	2.35

GRELHAS P/CALEIRAS**GRELHAS P/CALEIRAS CIRCULAR BRANCAS**

01071601001	PARAFOLHA PLASTICO P/CALEIRA CIRC.PF26	2.10
01071601002	PARAFOLHA ZINCADO P/CALEIRA CIRC.BR	8.84
01071601004	PARAFOLHA EM PP UNIV.C/SUPORTE 60-160	9.88
01071601005	PARAFOLHA EM PP UNIV.C/SUPORTE 75-200	11.96

JUNTAS AUTOADESIVAS**JUNTAS AUTOADESIVAS**

0107210101	JUNTA AUTOADESIVA GU 20	0.41
------------	-------------------------	------

REDUCOES P/CALEIRAS**REDUCOES P/CALEIRAS BRANCAS**

01071501001	RED.PVC P/CAL.CIRC.BR 90X80 TAR09080	1.90
-------------	--------------------------------------	------

TAMPOES P/CALEIRAS B**TAMPOES P/CALEIRAS CIRCULAR BRANCA FIRST**

01071301001	TAMPAO INT.PVC P/CAL.CIRC.BR 125 TGS125B	1.63
01071301002	TAMPAO EXT.PVC P/CAL.CIRC.BR 125 TN125B	1.84

TES PVC BRANCO**TES PVC BRANCO**

01072201090	TE PVC BRANCO 90	4.09
-------------	------------------	------



UNIÕES PVC BRANCO

01072202080	UNIAO PVC P/TUBO BRANCO 80	1.40
01072202090	UNIAO PVC P/TUBO BRANCO 90	2.85
01072202110	UNIAO PVC P/TUBO BRANCO 110	3.82

TUBOS E ACESS.INOX**ABRAÇADEIRAS TIPO "F" INOX P/QUEDAS AGUA**

01073008075	ABRAÇADEIRA AÇO INOX TIPO F 21/2	2.22
01073008090	ABRAÇADEIRA AÇO INOX TIPO F 3	2.98
01073008110	ABRAÇADEIRA AÇO INOX TIPO F 4	SobConsulta

CAPITEIS RED.MEIA LUA INOX P/QUEDA AGUA

010730050761	CAPITEL AÇO INOX MEIA LUA 76,1	74.93
010730050889	CAPITEL AÇO INOX MEIA LUA 88,9	102.62
010730051143	CAPITEL AÇO INOX MEIA LUA 114,3	SobConsulta

CURVAS 45° EM INOX P/QUEDAS DE AGUA

010730040761	CURVA 45° AÇO INOX 76,1	19.80
010730040889	CURVA 45° AÇO INOX 88,9	SobConsulta
010730041143	CURVA 45° AÇO INOX 114,3	26.18

CURVAS 90° EM INOX P/QUEDAS DE AGUA

010730030761	CURVA 90° AÇO INOX 76,1	13.86
010730030889	CURVA 90° AÇO INOX 88,9	SobConsulta

FUNDOS COPADOS ESCOVADOS

010730101143	FUNDO COPADO ESCOVADO 114.3	SobConsulta
--------------	-----------------------------	-------------

PERNOS P/ABRAÇADEIRA INOX P/QUEDAS AGUA

010730090110	PERNO AÇO INOX P/ABRAÇ.TIPO F 4	SobConsulta
01073009050010	PERNO AÇO INOX P/ABRAÇ.TIPO F M8X50	0.50

PONTEIRAS UNIAO P/CURVA INOX QUEDAS AGUA

010730070761	PONTEIRA UNIAO P/CURVA AÇO INOX 76,1	18.00
010730070889	PONTEIRA UNIAO P/CURVA AÇO INOX 88,9	17.51
010730071143	PONTEIRA UNIAO P/CURVA AÇO INOX 114,3	SobConsulta

PONTEIRAS UNIAO P/TUBO INOX QUEDAS AGUA

010730060761	PONTEIRA UNIAO P/TUBO AÇO INOX 76,1	SobConsulta
010730060889	PONTEIRA UNIAO P/TUBO AÇO INOX 88,9	17.51
010730061143	PONTEIRA UNIAO P/TUBO AÇO INOX 114,3	SobConsulta

TES EM INOX P/QUEDAS DE AGUA

010730020761	TE 90° AÇO INOX 76,1	SobConsulta
010730020889	TE 90° AÇO INOX 88,9	26.44
010730021143	TE 90° AÇO INOX 114,3	51.99

TUBOS C/6 MTS EM INOX P/QUEDAS DE AGUA

010730010761	TUBO AÇO INOX P/DESCARGAS 76,1	11.81
010730010889	TUBO AÇO INOX P/DESCARGAS 88,9	21.45
010730011143	TUBO AÇO INOX P/DESCARGAS 114,3	SobConsulta

UNIOES P/CALEIRAS BR**UNIOES P/CALEIRAS CIRC.BRANCA FIRST**

01071101001	UNIAO P/CALEIRA CIRC.BR.125 GN125B	2.20
01071101002	UNIAO C/ANG.90.P/CALEI.CIRC.BR.AN125B	3.81
01071101003	UNIAO C/DESC.P/CAL.CIR.BR.100X80 GSN125B	3.40
01071101004	UNIAO CURTA P/CALEIRA 125 BR GNE125B	0.79

CANAIS/GRELHAS/CAIXAS PVC DAKOTA OD**ACESSORIOS P/CANALET****ACESSORI P/CANALETES EM P.P.ODEM**

0147180101	JUNTA 4 S.P.P.CANALET.13X50X7,5 (9991350)	6.23
0147180102	JUNTA DESC.P.P.CANALET.13X50X11(9931350)	2.70
01471801020	JUNTA DESC.P.P.CANALET.20X50X11(9932050)	5.28
0147180103	TERMINAL CANALETE P.P.13X50X7,5(9981350)	1.68
0147180104	TERMINAL CANALETE P.P.13X50X11(9921350)	2.28
0147180105	TERMINAL CANALETE P.P.20X50(9922050)	3.24



0147180106	TERMINAL CANALETE P.P.20XH16 (9922050N)	3.74
ACESSORIOS P/CANALETES 4ALL		
014718021104ALL	M10KIT4ALL TERMINAL + DESCARGA D.110	9.70
01471802MKJPL	MKJPL JUNTA/CURVA CINZA C/GREL.PLAST	15.00
ACESSORIOS P/CANALETES ODEM		
01471803MS35STOP	TERMINAL COMPACT PRETO 35 MM MS35STOP	2.39
AROS E JUNTAS EM P.P		
AROS EM P.P.		
0147150101	ARO P.P.20X20 (980PPT20)	2.48
0147150102	ARO P.P.30X30 (980PPT30)	2.88
0147150103	ARO P.P.40X40 (980PPT40)	7.96
0147150104	ARO P.P.55X55 (980PPT55)	11.11
JUNTAS EM P.P.		
0147150201	KIT HERMETICO P/TAMPA P.P.55X55	2.62
01471502030	KIT HERMETICO P/TAMPA PP 30X30 1406	2.20
01471502040	KIT HERMETICO P/TAMPA PP 40X40 1407	2.82
TELAS IMPERMEABILIZANTES		
01471503001	TELA IMPERMEABILIZANTE 1X5M (MSC1TEL)	51.52
AROS PP		
AROS PP DAKOTA		
0147040101	ARO REFORÇADO PP 20X20 1395	2.05
0147040102	ARO REFORÇADO PP 30X30 1396	3.13
0147040103	ARO REFORÇADO PP 40X40 1397	5.74
0147040104	ARO REFORÇADO PP 55X55 1398	8.65
0147040105	ARO REFORÇADO PP 70X70 1390S	19.53
0147040120	ARO REFORÇADO PP VERDE 20X20 1395V	2.79
0147040130	ARO REFORÇADO PP VERDE 30X30 1396V	4.49
0147040140	ARO REFORÇADO PP VERDE 40X40 1397V	8.06
0147040155	ARO REFORÇADO PP VERDE 55X55 1398V	11.87
AROS PP MODELO ECO DAKOTA		
01470400040	ARO REFORÇADO ECO 40X40 1397D	4.94
01470400055	ARO REFORÇADO ECO 55X55 1398D	8.68
CAIXAS PVC		
CAIXAS SUMIDOURO PVC "FRIST"		
0147010101	CAIXA 20X20 C/S.LAT.75X90X110X125 1372S	7.14
0147010102	CAIXA 30X30 C/S.LAT.75X90X110X125 1373S	11.06
0147010103	CAIXA 40X40 C/S.LAT.75 ATE250 1374S	18.80
0147010104	CAIXA 55X55 C/S.LAT.160/200/250/315 1371	39.12
0147010108	PLACA P/SIFONAR CAIXAS 20X20 VE20	1.82
0147010109	PLACA P/SIFONAR CAIXAS 30X30 VE30	2.21
0147010110	PLACA P/SIFONAR CAIXAS 40X40 VE40	4.74
CAMPANULAS "FIRST"		
0147010301	CAMPANULA SIFONICA P/CX 30X30 SFPZ30	10.09
0147010302	CAMPANULA SIFONICA P/CX 40X40 SFPZ40	13.42
CAIXAS,PLACAS,GRELHA		
CAIXAS ESGOTO C/GRELHA P.P.ODEM		
01471002023	CAIXA ESG.CÚBICA C/GRELHA 23X23	11.70
01471002033	CAIXA ESG.CÚBICA C/GRELHA 33X33	23.12
CAIXAS ESGOTO CUBICA ODEM		
014710010023	CAIXA ESG.CUBICA C/TAMPA 23X23 (19723)	12.30
014710010033	CAIXA ESG.CUBICA C/TAMPA 33X33 (19833)	24.60
014710010043	CAIXA ESG.CUBICA C/TAMPA 43X43 (19943)	38.94
014710010055	CAIXA ESG.CUBICA C/TAMPA 55X55 (19655)	57.84
0147100101	CAIXA ESGOTO CUBICA P.P.23X23 (197PP)	7.56
0147100102	CAIXA ESGOTO CUBICA P.P.33X33 (198PP)	15.30
0147100103	CAIXA ESGOTO CUBICA P.P.43X43 (199PP)	29.70
0147100104	CAIXA ESGOTO CUBICA P.P.55X55 (196PP)	59.40



0147100105	SIFAO P/CAIXA CUBICA P.P.23X23 (197S)	4.47
0147100106	SIFAO P/CAIXA CUBICA P.P.33X33 (198S)	9.60
0147100107	SIFAO P/CAIXA CUBICA P.P.43X43 (199S)	13.80

CANAIS PLAST ODEM

0147100510090PI	CANAL JOLIE PE-HD C/GRELHA A15 ANTI-ROUB	SobConsulta
01471005KIT090110	KIT TERMINAL P/CANAL JOLIE	SobConsulta

PLACAS LATERAIS P/CAIXA CUBICA ODEM

0147105001	PLACA LATERAL P/C.CUBICA 20X20 (197AN)	2.03
0147105002	PLACA LATERAL P/C.CUBICA 30X30 (198AN)	2.64
0147105003	PLACA LATERAL P/C.CUBICA 40X40 (199AN)	3.85
0147105004	PLACA LATERAL P/C.CUBICA 55X50 (196AN)	11.33

**CANAIS DUCHE ODEM /****CANAIS DUCHE C/GRELHA INOX**

01472101040	CANAL DUCHE+GRELHA INOX 40CM MSCN40	80.90
01472101050	CANAL DUCHE+GRELHA INOX 50CM MSCN50	101.40
01472101060	CANAL DUCHE+GRELHA INOX 60CM MSCN60	109.20
01472101080	CANAL DUCHE+GRELHA INOX 80CM MSCN80	116.00
01472101UV15	RALO ABS C/TAMP.INOX E PARAFUSO 986UV15	36.40

CANAIS DUCHE INOX C/TAMPA INOX

01472106075	CANAL DUCHE INOX C/TAMPA INOX 75CM	151.20
-------------	------------------------------------	--------

CANAIS DUCHE PREMIUM LINE INOX

01472102045	CANAL DUCHE PREMIUM LINE INOX 45CM	125.58
01472102065	CANAL DUCHE PREMIUM LINE INOX 65CM	139.58
01472102075	CANAL DUCHE PREMIUM LINE INOX 75CM	164.78
01472102085	CANAL DUCHE PREMIUM LINE INOX 85CM	181.58

CANAIS DUCHE SLIM SIFONA.INOX DUO DAKOTA

01472150050060	SLIM SIFONADO INOX DUPLO 500X60 h57	98.60
01472150060060	SLIM SIFONADO INOX DUPLO 600X60 h57	104.77
01472150070060	SLIM SIFONADO INOX DUPLO 700X60 h57	108.05
01472150080060	SLIM SIFONADO INOX DUPLO 800X60 h57	113.31
01472150090060	SLIM SIFONADO INOX DUPLO 900X60 h57	118.53

CANAIS DUCHE UP DRAIN INOX

01472103OP040	CANAL DUCHE C/G.O UPDRAIN 40CM SA6064OP	68.72
01472103OP060	CANAL DUCHE C/G.O UPDRAIN 60CM SA6066OP	92.90
01472103OQ040	CANAL DUCHE C/G.Q UPDRAIN 40CM SA6064OQ	68.72
01472103OQ060	CANAL DUCHE C/G.Q UPDRAIN 60CM SA6066OQ	92.90
01472103OR015	RALO UPDRAIN INOX 15X15 SAF15G	21.28

RALOS C/GRELHA EM INOX EASY

01472110010	RALO C/GRELHA INOX EASY 10X10	9.52
-------------	-------------------------------	------

RALOS SIFONADOS C/TELA DAKOTA

01472160050	RALO PP SIFONADO C/TELA DN50 - P/SLIM	37.80
-------------	---------------------------------------	-------

CANAIS PVC/ GRELHAS**ANGULOS PVC P/CANAIS "FIRST"**

0147060601	ANGULO PVC P/CANAIS DTO CSA130	0.94
0147060602	ANGULO PVC P/CANAIS ESQ CSA130	29.68
0147060603	ANGULO PVC P/CANAIS DTO CBAND130	22.25
0147060604	ANGULO PVC P/CANAIS ESQ CBANS130	22.25

GRELHAS PVC P/CANAIS "FIRST"

0147060201	GRELHA PVC REFORÇ. 130X0,5MT SGR130G	9.47
0147060202	GRELHA PVC SUPER REFOR. 130X0,5MT CGR130G	9.80
0147060203	GRELHA PVC P/PISCI.BR. 130X0,5MT GRP130B	7.35
0147060204	GRELHA PVC LIGEIRA 200X0,5MT CGR200G	16.00
0147060205	GRELHA PVC P/PISC.CINZ. 130X0,5MT GRP130G	7.35
0147060206	GRELHA 200X1000 MG20999G	52.25

REDUCOES PVC P/CANAIS "FIRST"

0147060501	RED.PVC 110X100 P/DESCARGA RIG110	0.93
------------	-----------------------------------	------

TAMPOES PVC P/CANAIS "FIRST"

+351 244 800 160
+351 244 802 323



geral@canalcentro.pt
info@canalcentro.pt



R. do Bailadouro s/nº,
2410-211 Pousos



0147060401	TAMPAO FECHO PVC P/CANAL 130 CNT130	2.34
0147060402	TAMPAO DESC.PVC P/CANAL PERF.130 CTS130	2.44
0147060403	TAMPAO DESC.PVC P/CANAL PERF.130 CTU130	2.47
0147060404	TAMPAO DESC.PVC P/CANAL MODUL.130 TCA130	1.80
0147060405	TAMPAO DESC.PVC P/CANAL MODUL.130 TCB130	0.85

UNIOES PVC P/CANAIS "FIRST"

0147060301	UNIAO SIMPLES PVC P/CANAL 130 CNG130	1.75
------------	--------------------------------------	------

CANELETES P.P.ODEM**CANAIS PP COMPACT**

01471608100011055	CANAL PP PRT. COMPACT C/GRELHA GALV.100X11X5.5CM	14.16
-------------------	--	-------

CANALETES 4ALL PE-HD+ GRELHA

01471604100012092	CANAL 4ALL CINZA+GRELHA A15 1000X120X92	13.00
01471604100012092C	CANAL 4ALL PE+HD CINZA+GRELHA A15 1000X120X92	13.00

CANALETES EM P.P.ODEM

0147160101	CANALETE P.P.13X50X7,5 (9961350)	5.10
0147160102	CANALETE P.P.13X50X11 (9901350)	5.74
0147160103	CANALETE P.P.20X50X14 (9902050)	7.70
0147160104	CANALETE P.P.20X50X16 (9902050N)	8.47
0147160110	CANALETE ABS TOP 1000X20X75 M2075 PRT	13.64

**GRELHAS P/CANALETES****GRELHAS INOX P/CANALETES ODEM**

01471704MU100I	GRELHA ESTAMPADA INOX 100X13 MUS100I	27.78
----------------	--------------------------------------	-------

GRELHAS P/CANALETES EM P.P.ODEM

0147170101	GRELHA P/CANALETE P.P.13X50 (9911350)	4.86
0147170102	GRELHA P/CANALETE P.P.20X50 (9912050)	9.00
0147170110	GRELHA TOP 1000X20 A15 M20GABS PRT	14.50

GRELHAS PP**GRELHAS PVC "FIRST"**

0147030101	GRELHA PVC 20X20 SGP20G	4.64
0147030102	GRELHA PVC 30X30 SGP30G	13.00
0147030103	GRELHA PVC 40X40 SGP40G	18.68
0147030104	GRELHA PVC 55X55 SGP55G	46.24

GRELHAS S/ARO P.P.OD**GRELHAS C/ARO P.P.ODEM**

0147140201	GRELHA C/ARO P.P. 23X23 (970PP23)	6.65
0147140202	GRELHA C/ARO P.P. 33X33 (970PP33)	13.58
0147140203	GRELHA C/ARO P.P. 43X43 (970PP43)	23.62
0147140204	GRELHA C/ARO P.P. 55X55 (970PP55)	40.00

GRELHAS S/ARO P.P.ODEM

0147140101	GRELHA S/ARO P.P.23X23 (970PPS23)	5.85
0147140102	GRELHA S/ARO P.P.33X33 (970PPS33)	11.22
0147140103	GRELHA S/ARO P.P.43X43 (970PPS43)	15.40
0147140104	GRELHA S/ARO P.P.55X55 (970PPS55)	40.55

GRELHAS VENTILA.ODEM**GRELHAS VENTILACAO C/ FILTRO ABS**

01472205015015	GRELHA VENTILA.C/FILTRO 15X15 ABS 4261	5.22
01472205015020	GRELHA VENTILA.C/FILTRO 15X20 ABS 4262	5.91
01472205020020	GRELHA VENTILA.C/FILTRO 20X20 ABS 4263	6.73
01472205020025	GRELHA VENTILA.C/FILTRO 20X25 ABS 4264	7.64

GRELHAS VENTILACAO C/LAMELAS ABS

01472203015015	GRELHA VENTILACAO C/LAMEL.15X15 ABS 4241	2.69
01472203019019	GRELHA VENTILACAO C/LAMEL.19X19 ABS 4242	3.26

GRELHAS VENTILACAO DE TETO C/REDE ABS

01472204015100	GRELHA VENTIL. TETO C/REDE 15X15 ABS 4251	3.09
01472204019125	GRELHA VENTIL. TETO C/REDE 19X19 ABS 4252	3.29
01472204019150	GRELHA VENTIL. TETO C/REDE 19X19 ABS 4253	3.29

GRELHAS VENTILACAO QUAD.C/REGULADOR ABS

+351 244 800 160
+351 244 802 323



geral@canalcentro.pt
info@canalcentro.pt



R. do Bailadouro s/nº,
2410-211 Pousos



01472201015015	GRELHA VENTILACAO C/REGUL.15X15 ABS 4231	3.84
01472201019019	GRELHA VENTILACAO C/REGUL.19X19 ABS 4232	4.56
GRELHAS VENTILACAO RETANG.C/REGULADOR		
01472202014023	GRELHA VENTILACAO C/REGUL.14X30 ABS 4234	5.16
01472202017025	GRELHA VENTILACAO C/REGUL.17X25 ABS 4233	5.16
LAVATORIOS EM PP		
LAVATORIOS EM PP		
01473001050	LAVATORIO PP PL50-01 50CM	36.68
RALOS PVC		
RALOS SIFONADOS PP "DAKOTA"		
0147050201	RALO ABS C/GRELH.INOX 15X15 S/HORZ.1342I	17.16
0147050201PP	RALO ABS C/GRELHA PP 15X15 S/HORIZ.1342	12.58
RALOS SIFONADOS ODEM		
RALOS SIFONADOS ORIENT.C/DESC.LAT.ODEM		
01472002110	RALO ORIENT.100X110 50MM DESC.LAT.986M	3.50
TAMPAS LISAS P.P.OD		
TAMPAS LISA C/ARO P.P. ODEM		
0147110201	TAMPA LISA C/ARO P.P.20X20 (980PP20N)	6.05
0147110202	TAMPA LISA C/ARO P.P.30X30 (980PP30N)	10.12
0147110203	TAMPA LISA C/ARO P.P.40X40 (980PP40N)	19.58
0147110205	TAMPA LISA C/ARO P.P.55X55 (980PP50E)	45.32
TAMPAS LISA S/ARO P.P. ODEM		
0147110101	TAMPA LISA S/ARO P.P.20X20 (980PPS20)	4.90
0147110102	TAMPA LISA S/ARO P.P.30X30 (980PPS30)	7.00
0147110103	TAMPA LISA S/ARO P.P.40X40 (980PPS40)	15.40
0147110104	TAMPA LISA S/ARO P.P.55X55 (980PPS50)	39.60
TAMPAS PP		
TAMPAS REBAIXADAS P/ENCHIMENTO/PP SF		
0147020202	TAMPA REBAIX.P/ENCHI.PVC 30X30 SF30	7.58
0147020203	TAMPA REBAIX.P/ENCHI.PVC 40X40 SF40	12.92
TAMPAS REFORÇADAS PP DAKOTA		
0147020101	TAMPA REFORÇADA PP 20X20 1348	3.09
0147020102	TAMPA REFORÇADA PP 30X30 1358	7.23
0147020103	TAMPA REFORÇADA PP 40X40 1368	13.25
01470201030030	TAMPA HERMETICA PP S/ARO 30X30 1358K	7.35
0147020104	TAMPA REFORÇADA PP 55X55 1378A	31.45
01470201040040	TAMPA HERMETICA PP S/ARO 40X40 1368K	18.62
0147020105	TAMPA HERMETICA PP S/ARO55X55 1378K	29.78
0147020107	TAMPA REFORC.C/MANIPULO PP 40X40 1368M	19.25
0147020108	TAMPA REFORC.C/MANIPULO PP 55X55 1378AM	34.59
0147020109	TAMPA REFORC.C/MANIPULO PP 70X70 1370M2	99.78
0147020120	TAMPA REFORÇADA PP VERDE 20X20 1348V	4.16
0147020130	TAMPA REFORÇADA PP VERDE 30X30 1358V	8.85
0147020140	TAMPA REFORÇADA PP VERDE 40X40 1368V	16.06
0147020155	TAMPA REFORÇADA PP VERDE 55X55 1378V	38.12
TAMPAS REFORÇADAS PP MODELO ECO DAKOTA		
01470200040	TAMPA REFORÇADA ECO 40X40 S/ARO1368D	18.50
01470200055	TAMPA REFORÇADA ECO 55X55 S/ARO 1378D	46.06
TAMPAS REBAIXAD.ODEM		
TAMPA REBAIXADA C/ARO P.P.ODEM		
0147130101	TAMPA REBAIXADA C/ARO P.P.30X30 (983PP30)	11.66
0147130102	TAMPA REBAIXADA C/ARO P.P.40X40 (983PP40)	17.88
0147130103	TAMPA RABAIXADA S/ARO 40X40	10.00
TAMPAS SIFONADAS P.P		
TAMPAS C/ARO PP MODELO 2013 ODEM		
01471203020020	TAMPA C/ARO PP 20X20 - 2013	6.92
01471203030030	TAMPA C/ARO PP 30X30 - 2013	7.92



01471203040040	TAMPA C/ARO PP 40X40 - 2013/14	16.50
01471203055055	TAMPA C/ARO PP 55X55 - 2013	39.82
01471203H030030	TAMPA C/ARO PP 30X30 - HERMETICA	16.34
01471203H040040	TAMPA C/ARO PP 40X40 - HERMETICA	27.48
01471203H055055	TAMPA C/ARO PP 55X55 - HERMETICA	69.30
TAMPAS C/ARO SIFONADA P.P.ODEM		
0147120001	TAMPA C/ARO SIFONADA P.P.33X33 (981PP33)	16.16
0147120002	TAMPA C/ARO SIFONADA P.P.43X43 (982PP43)	32.85
TAMPAS S/ARO SIFONADA P.P.ODEM		
0147120101	TAMPA C/ARO SIFONADA P.P.33X33	19.50
0147120102	TAMPA C/ARO SIFONADA P.P.43X43	30.36
CASA DE BANHO GEBERIT		
CASA BANHO GEBERIT A		
SANITAS BIDE		
016400105	146092111 SANITA BIDE SUSPENSA AQUACLEAN	1200.0
CASA DE BANHO GEBERIT		
BIDE GEBERIT CITTERIO		
0164013001	500539011 BIDE SUSP. CITTERIO BRANCO	421.30
BIDE SUSPENSO GEBERIT ACANTO C/FORMA FEC		
0164072401	500601012 BIDE SUSP.GEBERIT ACANTO	245.00
SANITA SUSPENSA GEBERIT ACANTO RIMFREE		
0164072101	500600012 SANITA SUSP.ACANTO 35X34X51 BR	300.00
SANITAS SUSPENSA GEBERIT CITTERIO		
0164012001	500510011 SANITA SUSP. CITTERIO BRANCO	454.40
TAMPOS DE SANITA CITERRIO		
0164013501	500540011 TAMPO SANITA CITERRIO BRANCO	159.60
TAMPOS P/SANITAS GEBERIT ACANTO		
0164072302	500605012 TAMPO SANITA GEB.ACANTO BR	155.00
GEBERIT ICON		
SANITAS SUSPENSAS GEBERIT ICON		
0164032005	201950000 SANITA SUSP. ICON SQUARE BRANCO	280.00
TAMPOS SANITA GEBERIT ICON		
0164032108	500837011 TAMPO SANITA ICON BRANCO	138.80
GEBERIT XENO		
SANITAS SUSPENSAS GEBERIT XENO		
0164022001	500500011 SANITA SUSP. XENO BRANCO	386.90
TAMPOS DE SANITAS GEBERIT XENO		
0164022101	500537011 TAMPO SANITA XENO BRANCO	157.50
EQUIPAMENTOS E FERRAMENTAS GEBERIT		
ACESSORIOS COMPLEMEN		
ACESSORIOS COMPLEMEN.P/MAQ.SOLDADURA		
0163100115	359903001 CALHA RETENCAO 32-75 GEBERIT	43.10
0163100120	359912001 RASPADOR MANUAL TUBO 63-160	416.30
0163100123	358501001 APARELHO CHANFRAGEM GEBERIT	69.00
0163100125	359832001 SERRA MANUAL ESQUAD.32-160 GEB	885.10
BRACOS P/ESPELHO P/M		
BRAÇOS P/ESPELHO P/MAQ.SOLDAR		
0163050101	359778001 BRAÇO P/ESPELHO P/MAQ.MEDIA	100.50
CAIXA METALICA P/ MA		
CAIXA METALICA P/MAQUINA SOLDAR		
0163070101	359683001 CAIXA METALICA P/MAQ.SOLD.MEDI	57.42
ESPELHOS P/ELECTROS		
ESPELHOS P/ELECTROSOLDADURA GEBERIT		
01630401040160	359641P01 ESPELHO P/ELECTR.KSS 40-160	201.50
01630401200	359665P01 ESPELHO P/ELECT.KSS 200, 230V	232.20



PEÇAS SUBSTITUIÇÃO P/ELECTROSOLD.GEBERIT

0163041001	359673001 ALAVANCA P/ESPELHO ELECTROS.UN	SobConsulta
0163041002	359691001 SUP.GEBERIT P/TUBOS 200-315	SobConsulta

FACEADORAS GEBERIT**FACEADORA MANUAL P/MAQ.SOLD.UNIV./MEDIA**

0163020102	359797001 FACEADORA MANUAL 40-160	634.90
------------	-----------------------------------	--------

FACEADORAS ELECT.230V P/MAQ.UNIV./MEDIA

016302020040160	359046P21 FACEADORA ELECT.40-160MM	846.10
01630202040200	359082P21 FACEADORA ELECTRICA 40 A200MM	1056.0

LAMINAS SUBSTITUICAO**LAMINAS P/CORTA TUBOS**

01630603001	242469001 LAMINA CORTE PE P/CORTA TUBO	20.60
-------------	--	-------

LAMINAS P/SILENT GEBERIT

01630602003	358760001 LAMINA P/SILENT DTA 40-160	20.80
01630602004	358759001 LAMINA P/SILENT ESQ 40-160	20.80
0163060205	240474001 LAMINA DIRT.E ESQ.P/PE-SILENT	61.50

LAMINAS SUBSTIT.P/FACEADORA ELECTRICA

0163060103	357600001 LAMINA ESQUERDA INTERIOR 200MM	24.70
0163060104	357599001 LAMINA DIREITA INTERIOR 200MM	24.70

MAQ.SOLDAR ELECTROSD**CAIXA C/SUPORTE+ ACESSORIOS**

0163010702	359009P01 ACESS.SOLDAR P/DN.200/250/315	5596.6
0163010710	242966001 CABO LIGA.P/MAQ.ELECTROS.ESG	50.70

CONJUNTOS COMPRESSAO ELECTRICO GEBERIT

01630104001	359059001 MALA C/CONJ.SUP.ADAP.50-110	875.90
-------------	---------------------------------------	--------

CORTA-TUBO PEAD-PE SILENT 50 A 110 MM

0163010602	358504001 CORTA-TUBO 100 A 168 MM	96.74
------------	-----------------------------------	-------

MAQ.SOLD.GEBERIT MEDIA P/TUBO PEAD

0163010202	359662001 MAQ.SOLD.GEB.MEDIA 40 A 160MM	1537.6
------------	---	--------

MAQ.SOLD.GEBERIT"UNIVERSAL" P/TUBO PEAD

0163010103	356116001 CONJ.ACESS.P/MAQ.ELECTROS.ESG	2105.2
0163010105	359675P01 ESPELHO P/ELECTR.KSS 200-315	518.00
0163010106	359911P01 MAQUINA ELECTROSOLDADURA	639.10
0163010107	359910P01 MAQUINA ELECTROSOLDADURA	416.60

SUPORTES FIXAÇÃO P/MAQ.UNIVERSAL E MEDIA

01630103040	359817001 SUPORTE FIXAÇÃO 40	176.70
01630103050	359818001 SUPORTE FIXAÇÃO 50	179.20
01630103056	359811001 SUPORTE FIXAÇÃO 56	179.20
01630103063	359809001 SUPORTE FIXAÇÃO 63	179.20
01630103075	359812001 SUPORTE FIXAÇÃO 75	196.60
01630103090	359813001 SUPORTE FIXAÇÃO 90	196.60
01630103110	359814001 SUPORTE FIXAÇÃO 110	240.40
01630103125	359819001 SUPORTE FIXAÇÃO 125	202.40
01630103160	359816001 SUPORTE FIXAÇÃO 160	272.30
01630103200	359884001 SUPORTE FIXAÇÃO 200	435.60

SUPORTES PE SILENT P/MAQ.UNIVERSAL

01630105001	359822001 SUP.PE SILENT135 UNIVERSAL	259.80
-------------	--------------------------------------	--------

MAQUINAS P/ELECTROSO**MAQUINA P/ELECTROSOLDADURA**

0163030101	356223P01 MAQ.ESG 40/200 DE 40 A 200 MM	SobConsulta
01630301200KSS	359886001 SUPORTE ESPELHO P/ELECT.KSS200	31.90

SUPORTES**SUPORTES DE APOIO**

0163080101	357800001 SUPORTE APOIO TUBO MAQUINA	82.61
------------	--------------------------------------	-------

ISOLAMENTOS P/TUBAGENS ARMACELL**ACESSORIOS ARMAFLEX**

ADESIVOS ARMAFLEX HT 625

01523002625100	ADESIVO ARMAFLEX ADH-HT625/1,0	26.87
----------------	--------------------------------	-------

ISOLAMENTO P/TUBAGEM**ISOLAMENTO P/TUBAGEM NH/ARMAFLEX 19 MM**

01520503022	TUBO ISOLAMENTO ARMAFLEX NH/19MM/22	9.63
01520503028	TUBO ISOLAMENTO ARMAFLEX NH/19MM/28	11.77
01520503035	TUBO ISOLAMENTO ARMAFLEX NH/19MM/35	13.05
01520503042	TUBO ISOLAMENTO ARMAFLEX NH/19MM/42	14.48
01520503048	TUBO ISOLAMENTO ARMAFLEX NH/19MM/48	16.97
01520503054	TUBO ISOLAMENTO ARMAFLEX NH/19MM/54	17.12
01520503076	TUBO ISOLAMENTO ARMAFLEX NH/19MM/76	22.26
01520503089	TUBO ISOLAMENTO ARMAFLEX NH/19MM/89	24.26

PRANCHAS EM ROLOS NH/ARMAFLEX

015205061999	PRANCHA NH/ARMAFLEX NH-19-99/E	77.05
--------------	--------------------------------	-------

NAO PASSAR**COLAS P/TUBOS DE ISOLAMENTO**

015212010025	COLA ARMAFLEX 520 C/ 0,25 LT	6.88
0152120101	COLA ARMAFLEX 520 C/ 1,00 LT	20.59
015212016100	COLA ARMAFLEX 625 C/ 1,00 LT	49.38

COQUILHAS EM ROLOS P/ISOLAMENTO FONOBLOK

0152120401	MT TUBOLIT AR FONOBLOK 50/5-AR	2.54
0152120402	MT TUBOLIT AR FONOBLOK 60/5-AR	3.22
01521204020	MT TUBOLIT AR FONOBLOK 70/5-AR	3.42
0152120403	MT TUBOLIT AR FONOBLOK 90/5-AR	3.95
01521204030	MT TUBOLIT AR FONOBLOK 100/5-AR	4.41
0152120404	MT TUBOLIT AR FONOBLOK 125/5-AR	5.47
0152120405	MT TUBOLIT AR FONOBLOK 150/5-AR	7.19

ROLOS DE FITA AUTO-ADESIVA FONOBLOK

0152120301	ROLO FITA AUTO-ADESIVA FONOBLOK TAPE 50	24.51
0152120302	ROLO FITA AUTO-ADESIVA FONOBLOK TAPE 75	29.48

ROLOS DE FITA P/TUBOS DE ISOLAMENTO

0152120200	ROLO FITA ESP.ARFMAFLEX 3.2MMX50MMX10MTS	9.57
0152120201	ROLO FITA ESP.ARFMAFLEX 3.2MMX50MMX15MTS	8.50
0152120202	ROLO FITA TELA PRETA 50MMX50MTS-REF 223	12.84
0152120203	ROLO FITA TELA PRETA 100MMX50MTS REF.223	24.96
0152120204	ROLO FITA TELA CINZA 50MMX50MTS	12.84
0152120205	ROLO FITA TELA CINZA 100MMX50MTS	24.96
0152120206	ROLO FITA ALUMINIO TACKBAND 50MMX10MT	16.06

SUPORTES PARA TUBAGEM E BRAÇADEIRAS

0152120513015	SUPORTE ECOLIGHT P/BRAÇADEIRA ECP-13X015	2.06
0152120513018	SUPORTE ECOLIGHT P/BRAÇADEIRA ECP-13X018	2.08
0152120513022	SUPORTE ECOLIGHT P/BRAÇADEIRA ECP-13X022	2.16
0152120513028	SUPORTE ECOLIGHT P/BRAÇADEIRA ECP-13X028	2.39

PRANCHAS EM ROLO ARM**PRANCHAS EM ROLO ADU / E-P**

01521004032	PRANCHA EM ROLO ADU-32MM/EP	38.64
-------------	-----------------------------	-------

PRANCHAS EM ROLO ADU / EA-P AUTO ADESIVA

01521005009	PRANCHA ADU-09MM/EA-P	26.27
01521005013	PRANCHA ADU-13MM/EA-P	25.50

TUBOS ISOLAMENTO P/R**TUBOS ISOL.REFRIG.ARFMAFLEX AC/6MM ROLO**

01520801006	TUBO ISOL.REFRIG.ARFMAFLEX AC/6MM/1/4	0.42
-------------	---------------------------------------	------

TUBOS ISOLAMENTO REV**PRANCHAS EM ROLOS ARMAFLEX XG**

015202380699EA	PRANCHA AUTO-ADEVISIA ARMAFLEX XG-06-99/E	23.38
015202380999E	PRANCHA EM ROLO ARMAFLEX XG-09-99/E	17.95

T.ISOLAM.ARFMAFLEX IT20,30,40 R.E.S.C.E.

01520209006	TUBO ISOLAMENTO ARMAFLEX IT 20MM/6	2.49
01520209015	TUBO ISOLAMENTO ARMAFLEX IT 20MM/15	3.79
01520209018	TUBO ISOLAMENTO ARMAFLEX IT 20MM/18	4.14
01520209042	TUBO ISOLAMENTO ARMAFLEX IT 30MM/42	11.37
01520209089	TUBO ISOLAMENTO ARMAFLEX IT 30MM/89	18.85

TUBO ISOLAMENTO REVESTI.ISOLTUBO "6MM"

0152010113	TUBO ISOL.REVEST.FLEX.ISOLTUBO 6MM/13	0.37
0152010115	TUBO ISOL.REVEST.FLEX.ISOLTUBO 6MM/15	0.40
0152010116	TUBO ISOL.REVEST.FLEX.ISOLTUBO 6MM/16	0.41
0152010119	TUBO ISOL.REVEST.FLEX.ISOLTUBO 6MM/19	0.46
0152010123	TUBO ISOL.REVEST.FLEX.ISOLTUBO 6MM/23	0.51
0152010129	TUBO ISOL.REVEST.FLEX.ISOLTUBO 6MM/29	0.71
0152010136	TUBO ISOL.REVEST.FLEX.ISOLTUBO 6MM/36	1.22
0152010143	TUBO ISOL.REVEST.FLEX.ISOLTUBO 6MM/43	1.81

TUBOS ISOL.ARMAFLEX AUTO-ADESIVA SH19MM

01520232022	TUBO ISOL.AUTO-ADESIVO ARMAF.SH 19MM/22	9.52
01520232028	TUBO ISOL.AUTO-ADESIVO ARMAF.SH 19MM/28	9.76
01520232035	TUBO ISOL.AUTO-ADESIVO ARMAF.SH 19MM/35	10.36
01520232042	TUBO ISOL.AUTO-ADESIVO ARMAF.SH 19MM/42	14.37

TUBOS ISOL.ARMAFLEX STANDARD SH 19MM

01520231012	TUBO ISOL.STANDARD ARMAFLEX SH 19MM/12	4.30
01520231015	TUBO ISOL.STANDARD ARMAFLEX SH 19MM/15	4.51
01520231018	TUBO ISOL.STANDARD ARMAFLEX SH 19MM/18	4.96
01520231020	TUBO ISOL.STANDARD ARMAFLEX SH 19MM/20	5.20
01520231022	TUBO ISOL.STANDARD ARMAFLEX SH 19MM/22	5.41
01520231025	TUBO ISOL.STANDARD ARMAFLEX SH 19MM/25	5.99
01520231028	TUBO ISOL.STANDARD ARMAFLEX SH 19MM/28	6.40
01520231032	TUBO ISOL.STANDARD ARMAFLEX SH 19MM/32	6.97
01520231035	TUBO ISOL.STANDARD ARMAFLEX SH 19MM/35	7.48
01520231042	TUBO ISOL.STANDARD ARMAFLEX SH 19MM/42	8.35
01520231054	TUBO ISOL.STANDARD ARMAFLEX SH 19MM/54	10.18

TUBOS ISOL.ARMAFLEX STANDARD SH30/36

0152023330042	TUBO ISOL.STANDARD ARMAFLEX SH 30MM 42	14.56
0152023330060	TUBO ISOL.STANDARD ARMAFLEX SH 30MM 60	17.94
0152023330076	TUBO ISOL.STANDARD ARMAFLEX SH 30MM 76	20.87
0152023336140	TUBO ISOL.STANDARD ARMAFLEX SH 36MM 140	42.57
0152023336168	TUBO ISOL.STANDARD ARMAFLEX SH 36MM 168	59.05
01520233SH1099	PRANCHA EM FOLHA SH 10-99 ARMAFLEX	26.08
01520233SH2099	PRANCHA EM FOLHA SH 20-99 ARMAFLEX	44.20
01520233SHTAPE	ROLO FITA ISOLAM.ARMAF.SH 15MX50MMX3MM	34.23

TUBOS ISOL.ARMAFLEX XG VARA

01520235009006	TUBO ISOLAMENTO ARMAFLEX XG/9MMX006	0.81
01520235009010	TUBO ISOLAMENTO ARMAFLEX XG/9MMX010	0.88
01520235009015	TUBO ISOLAMENTO ARMAFLEX XG/9MMX015	1.05
01520235009018	TUBO ISOLAMENTO ARMAFLEX XG/9MMX018	1.23
01520235009022	TUBO ISOLAMENTO ARMAFLEX XG/9MMX022	1.38
01520235009028	TUBO ISOLAMENTO ARMAFLEX XG/9MMX028	1.81
01520235009035	TUBO ISOLAMENTO ARMAFLEX XG/9MMX035	2.43
01520235009042	TUBO ISOLAMENTO ARMAFLEX XG/9MMX042	2.68
01520235009054	TUBO ISOLAMENTO ARMAFLEX XG/9MMX054	3.44
01520235009089	TUBO ISOLAMENTO ARMAFLEX XG/9MMX089	6.01
01520235009110	TUBO ISOLAMENTO ARMAFLEX XG/9MMX110	8.02
01520235009114	TUBO ISOLAMENTO ARMAFLEX XG/9MMX114	8.69
01520235009125	TUBO ISOLAMENTO ARMAFLEX XG/9MMX125	10.84
01520235009160	TUBO ISOLAMENTO ARMAFLEX XG/9MMX160	14.28
01520235013015	TUBO ISOLAMENTO ARMAFLEX XG/13MMX15	1.69
01520235013018	TUBO ISOLAMENTO ARMAFLEX XG/13MMX18	1.89
01520235013022	TUBO ISOLAMENTO ARMAFLEX XG/13MMX22	2.05
01520235013028	TUBO ISOLAMENTO ARMAFLEX XG/13MMX28	2.67



01520235013035	TUBO ISOLAMENTO ARMAFLEX XG/13MMX35	3.22
01520235013042	TUBO ISOLAMENTO ARMAFLEX XG/13MMX42	3.62
01520235013054	TUBO ISOLAMENTO ARMAFLEX XG/13MMX54	4.36
015202350130761	TUBO ISOLAMENTO ARMAFLEX XG/13MMX76.1	6.27
01520235013102	TUBO ISOLAMENTO ARMAFLEX XG/13MMX102	10.52
01520235013125	TUBO ISOLAMENTO ARMAFLEX XG/13MMX125	17.55
01520235019006	TUBO ISOLAMENTO ARMAFLEX XG/19MMX6	2.80
01520235019010	TUBO ISOLAMENTO ARMAFLEX XG/19MMX10	3.33
01520235019012	TUBO ISOLAMENTO ARMAFLEX XG/19MMX12	3.74
01520235019015	TUBO ISOLAMENTO ARMAFLEX XG/19MMX15	4.24
01520235019018	TUBO ISOLAMENTO ARMAFLEX XG/19MMX18	4.61
01520235019020	TUBO ISOLAMENTO ARMAFLEX XG/19MMX20	4.69
01520235019022	TUBO ISOLAMENTO ARMAFLEX XG/19MMX22	5.06
01520235019028	TUBO ISOLAMENTO ARMAFLEX XG/19MMX28	6.17
01520235019035	TUBO ISOLAMENTO ARMAFLEX XG/19MMX35	6.74
01520235019042	TUBO ISOLAMENTO ARMAFLEX XG/19MMX42	7.43
01520235019054	TUBO ISOLAMENTO ARMAFLEX XG/19MMX54	9.57
01520235019064	TUBO ISOLAMENTO ARMAFLEX XG/19MMX64	12.14
01520235019076	TUBO ISOLAMENTO ARMAFLEX XG/19MMX76	12.68
01520235019089	TUBO ISOLAMENTO ARMAFLEX XG/19MMX89	14.29
01520235019114	TUBO ISOLAMENTO ARMAFLEX XG/19MMX114	19.98
01520235025018	TUBO ISOLAMENTO ARMAFLEX XG/25MMX18	6.15
01520235025022	TUBO ISOLAMENTO ARMAFLEX XG/25MMX22	6.33
01520235025028	TUBO ISOLAMENTO ARMAFLEX XG/25MMX28	7.64
01520235025035	TUBO ISOLAMENTO ARMAFLEX XG/25MMX35	8.56
01520235025042	TUBO ISOLAMENTO ARMAFLEX XG/25MMX42	9.80
01520235030076	TUBO ISOLAMENTO ARMAFLEX XG/30MMX76	17.19
01520235032028	TUBO ISOLAMENTO ARMAFLEX XG/32MMX28	10.97
01520235032042	TUBO ISOLAMENTO ARMAFLEX XG/32MMX42	13.68
TUBOS ISOL.ARFLEX AF - 5 VARA		
01520241AF5042	TUBO ISOLAMENTO ARMAFLEX AF-5-042	16.03
01520241AF5048	TUBO ISOLAMENTO ARMAFLEX AF-5-048	17.36
TUBOS ISOL.ARFLEX AF -4 VARA		
01520240AF4010	TUBO ISOLAMENTO ARMAFLEX AF-4-010	4.53
01520240AF4012	TUBO ISOLAMENTO ARMAFLEX AF-4-012	5.38
01520240AF4015	TUBO ISOLAMENTO ARMAFLEX AF-4-015	5.99
01520240AF4018	TUBO ISOLAMENTO ARMAFLEX AF-4-018	6.57
01520240AF4022	TUBO ISOLAMENTO ARMAFLEX AF-4-022	7.20
01520240AF4025	TUBO ISOLAMENTO ARMAFLEX AF-4-025	7.99
01520240AF4028	TUBO ISOLAMENTO ARMAFLEX AF-4-028	8.80
TUBOS ISOLAMENTO ARMAFLEX AC/19MM VARA		
01520204018	TUBO ISOLAMENTO ARMAFLEX AC/19MM/18	3.26
TUBOS ISOLAMENTO ARMAFLEX AC/9MM VARA		
01520202012	TUBO ISOLAMENTO ARMAFLEX AC/9MM/12	0.70
01520202035	TUBO ISOLAMENTO ARMAFLEX AC/9MM/35	1.79
TUBOS ISOLAMENTO ARMAFLEX HT 10MM VARA		
01520213015	TUBO ISOLAMENTO ARMAFLEX HT/10MM/15	3.54
01520213018	TUBO ISOLAMENTO ARMAFLEX HT/10MM/18	3.81
01520213022	TUBO ISOLAMENTO ARMAFLEX HT/10MM/22	4.16
01520213028	TUBO ISOLAMENTO ARMAFLEX HT/10MM/28	5.15
TUBOS ISOLAMENTO ARMAFLEX HT 13MM VARA		
01520214015	TUBO ISOLAMENTO ARMAFLEX HT/13MM/15	5.10
01520214018	TUBO ISOLAMENTO ARMAFLEX HT/13MM/18	5.44
01520214022	TUBO ISOLAMENTO ARMAFLEX HT/13MM/22	5.99
01520214028	TUBO ISOLAMENTO ARMAFLEX HT/13MM/28	7.89
01520214035	TUBO ISOLAMENTO ARMAFLEX HT/13MM/35	9.43
01520214042	TUBO ISOLAMENTO ARMAFLEX HT/13MM/42	10.59
01520214054	TUBO ISOLAMENTO ARMAFLEX HT/13MM/54	13.19



TUBOS ISOLAMENTO ARMAFLEX HT 19MM VARA

01520215015	TUBO ISOLAMENTO ARMAFLEX HT/19MM/15	8.67
01520215018	TUBO ISOLAMENTO ARMAFLEX HT/19MM/18	9.52
01520215022	TUBO ISOLAMENTO ARMAFLEX HT/19MM/22	10.40
01520215028	TUBO ISOLAMENTO ARMAFLEX HT/19MM/28	12.73
01520215035	TUBO ISOLAMENTO ARMAFLEX HT/19MM/35	14.07
01520215042	TUBO ISOLAMENTO ARMAFLEX HT/19MM/42	15.71
01520215054	TUBO ISOLAMENTO ARMAFLEX HT/19MM/54	19.89
01520215PR025	PRANCHA EM ROLO ARMAFLEX HT-25-99/E	101.32

TUBOS ISOLAMENTO ARMAFLEX HT 32MM VARA

01520216SWH022	TUBO ISOLAMENTO ARMAFLEX HT/32MM/22 SWH	26.88
01520216SWH028	TUBO ISOLAMENTO ARMAFLEX HT/32MM/28 SWH	28.71
01520216SWH035	TUBO ISOLAMENTO ARMAFLEX HT/32MM/35 SWH	31.16
01520216SWH042	TUBO ISOLAMENTO ARMAFLEX HT/32MM/42 SWH	32.99
01520216SWH054	TUBO ISOLAMENTO ARMAFLEX HT/32MM/54 SWH	37.26

TUBOS ISOLAMENTO ARMAFLEX IT 9MM VARA

01520206015	TUBO ISOLAMENTO ARMAFLEX IT 9MM/15	1.07
01520206042	TUBO ISOLAMENTO ARMAFLEX IT 9MM/42	2.51
01520206054	TUBO ISOLAMENTO ARMAFLEX IT 9MM/54	3.06
01520206089	TUBO ISOLAMENTO ARMAFLEX IT 9MM/89	4.94

TUBOS ISOLAMENTO ARMAFLEX S(HT)20MM VARA

01520205015	TUBO ISOL. ARMAFLEX S(HT)/20MM/15	9.96
01520205018	TUBO ISOL. ARMAFLEX S(HT)/20MM/18	10.76
01520205022	TUBO ISOL. ARMAFLEX S(HT)/20MM/22	11.66
01520205035	TUBO ISOL. ARMAFLEX S(HT)/20MM/35	15.80
0152020535018	TUBO ISOL. ARMAFLEX S(HT)/35MM/18	13.21
0152020535028	TUBO ISOL. ARMAFLEX S(HT)/35MM/28	14.42

TUBOS ISOLAMENTO ARMAFLEX SH 10MM VARA

01520230015	TUBO ISOLAMENTO ARMAFLEX SH10MM/15	1.39
01520230018	TUBO ISOLAMENTO ARMAFLEX SH10MM/18	1.59
01520230020	TUBO ISOLAMENTO ARMAFLEX SH10MM/20	1.67
01520230022	TUBO ISOLAMENTO ARMAFLEX SH10MM/22	1.73
01520230025	TUBO ISOLAMENTO ARMAFLEX SH10MM/25	1.97
01520230028	TUBO ISOLAMENTO ARMAFLEX SH10MM/28	2.22
01520230032	TUBO ISOLAMENTO ARMAFLEX SH10MM/32	2.64
01520230035	TUBO ISOLAMENTO ARMAFLEX SH10MM/35	2.95
01520230042	TUBO ISOLAMENTO ARMAFLEX SH 10MM/42	3.50
01520230048	TUBO ISOLAMENTO ARMAFLEX SH 10MM/48	3.99
01520230054	TUBO ISOLAMENTO ARMAFLEX SH 10MM/54	4.24
01520230060	TUBO ISOLAMENTO ARMAFLEX SH 10MM/60	5.01

ISOLAMENTOS P/TUBAGENS ISOPIPE**ACESSORIOS ISOPIPE****COLA ISOGLUE ISOPIPE**

0151200401	COLA ISOGLU 250ML COM PINCEL ISOPIPE	10.10
0151200405	COLA ISOGLUE 1000 ML ISOPIPE	20.10

CURVAS A 90 ISOPIPE

01512020019022	CURVA 90. 19X22 MM ISOPIPE	13.70
01512020019028	CURVA 90. 19X28 MM ISOPIPE	14.30
01512020019035	CURVA 90. 19X35 MM ISOPIPE	16.70
01512020019042	CURVA 90. 19X42 MM ISOPIPE	18.50
01512020019054	CURVA 90. 19X54 MM ISOPIPE	25.00
01512020019076	CURVA 90. 19X76 MM ISOPIPE	47.40
01512020025089	CURVA 90. 25X89 MM ISOPIPE	57.80
01512020025114	CURVA 90. 25X114 MM ISOPIPE	90.60
01512020035013	CURVA 90. 35X13 MM ISOPIPE	13.70
01512020042015	CURVA 90. 42X15 MM ISOPIPE	9.50
01512020054015	CURVA 90. 54X15 MM ISOPIPE	13.97

ROLOS CINTA ISOLANTE AUTOADESIVA ISOTAPE

+351 244 800 160
+351 244 802 323



geral@canalcentro.pt
info@canalcentro.pt



R. do Bailadouro s/nº,
2410-211 Pousos



01512003010	ROLO FITA ISOL.ISOTAPE 10 MTSX50MMX3MM	10.60
01512003015	ROLO FITA ISOL.ISOTAPE15 MTSX50MMX3MM	14.80
01512003025	ROLO FITA AUTOADES.ISOPIPE UV 25MTX50MM	19.50
01512003025050	ROLO FITA AUTOA UV PLUS PET-AL-PE 25MX50	22.90
ROLOS FITA AUTO-ADESIVAS ISOPIPE		
01512001018	ROLO FITA AUTOADES.ISOT.UV PVC 33MTX50MM	9.90
01512001S10	RL FITA ISOTAPE SOLAR POLYMER UV10MX50MM	8.00
TES ISOPIPE		
01512021052052	TE ALUMINO 52X52X52 ISOPIPE	13.80
01512021073061	TE ALUMINO 73X61X73 ISOPIPE	19.40
PRANCHAS ISOPIPE		
PRANCHAS ISOSOUND ISOPIPE		
0151110204	ISOL.PRANCHA ISOSOUND 10MM 150KG 15M2	34.65
PRANCHAS ISOSYSTEM T		
PRANCHAS ISOSYSTEM 19 MM ISOPIPE		
01510602152	PRANCHA ISOSYSTEM 19-152 TC ISOPIPE	17.49
T.ISOLAM.ISOPI.TC HD		
TUBOS ISOLAMENTOS ISOPIPE TC HD 13MM		
01510502028	TUBO ISOLAM.ISOPIPE TC HEAV.DUTY 13MMX28	20.85
01510502035	TUBO ISOLAM.ISOPIPE TC HEAV.DUTY 13MMX35	22.70
01510502042	TUBO ISOLAM.ISOPIPE TC HEAV.DUTY 13MMX42	22.89
01510502054	TUBO ISOLAM.ISOPIPE TC HEAV.DUTY 13MMX54	26.42
TUBOS ISOLAMENTOS ISOPIPE TC HD 30MM		
01510505022	TUBO ISOLAM.ISOPIPE TC HEAV.DUTY 32MMX22	30.45
01510505028	TUBO ISOLAM.ISOPIPE TC HEAV.DUTY 32MMX28	32.41
01510505035	TUBO ISOLAM.ISOPIPE TC HEAV.DUTY 32MMX35	37.31
01510505042	TUBO ISOLAM.ISOPIPE TC HEAV.DUTY 32MMX42	41.50
01510505048	TUBO ISOLAM.ISOPIPE TC HEAV.DUTY 32MMX48	44.21
T.ISOLAM.ISOPIP.TC S		
TUBOS ISOLAMENTO ISOPIPE TC SOLAR 13MM		
01510303015	TUBO ISOLAM. ISOPIPE TC SOLAR 13MMX15	2.53
01510303018	TUBO ISOLAM. ISOPIPE TC SOLAR 13MMX18	2.77
01510303022	TUBO ISOLAM. ISOPIPE TC SOLAR 13MMX22	3.09
01510303028	TUBO ISOLAM. ISOPIPE TC SOLAR 13MMX28	3.74
01510303035	TUBO ISOLAM. ISOPIPE TC SOLAR 13MMX35	4.57
01510303042	TUBO ISOLAM. ISOPIPE TC SOLAR 13MMX42	6.60
01510303048	TUBO ISOLAM. ISOPIPE TC SOLAR 13MMX48	10.66
01510303054	TUBO ISOLAM. ISOPIPE TC SOLAR 13MMX54	11.27
01510303076	TUBO ISOLAM. ISOPIPE TC SOLAR 13MMX76	14.12
01510303088	TUBO ISOLAM. ISOPIPE TC SOLAR 13MMX88	15.63
TUBOS ISOLAMENTO ISOPIPE TC SOLAR 19MM		
01510304015	TUBO ISOLAM. ISOPIPE TC SOLAR 19MMX15	5.89
01510304018	TUBO ISOLAM. ISOPIPE TC SOLAR 19MMX18	5.95
01510304022	TUBO ISOLAM. ISOPIPE TC SOLAR 19MMX22	6.30
01510304028	TUBO ISOLAM. ISOPIPE TC SOLAR 19MMX28	8.32
01510304035	TUBO ISOLAM. ISOPIPE TC SOLAR 19MMX35	11.25
01510304042	TUBO ISOLAM. ISOPIPE TC SOLAR 19MMX42	11.47
01510304048	TUBO ISOLAM. ISOPIPE TC SOLAR 19MMX48	13.50
TUBOS ISOLAMENTO ISOPIPE TC SOLAR 30 MM		
01510305022	TUBO ISOLAM. ISOPIPE TC SOLAR 32MMX22	14.23
01510305028	TUBO ISOLAM. ISOPIPE TC SOLAR 32MMX28	16.11
01510305035	TUBO ISOLAM. ISOPIPE TC SOLAR 32MMX35	17.05
TUBOS ISOLAMENTO ISOPIPE TC SOLAR 9MM		
01510302015	TUBO ISOLAM. ISOPIPE TC SOLAR 9MMX15	1.81
01510302018	TUBO ISOLAM. ISOPIPE TC SOLAR 9MMX18	2.15
01510302022	TUBO ISOLAM. ISOPIPE TC SOLAR 9MMX22	2.35
01510302025	TUBO ISOLAM. ISOPIPE TC SOLAR 9MMX25	2.32



01510302028	TUBO ISOLAM. ISOPIPE TC SOLAR 9MMX28	2.77
-------------	--------------------------------------	------

T.ISOLAM.ISOPIP.UV P**PRANCHA ISOPIPE TC-UV PLUS 32 MM**

01510415019	PRANCHA ISOROLLS TC UV PLUS 19MM	39.30
01510415032	PRANCHA ISOROLLS TC UV PLUS 32MM	60.69

TUBOS ISOLAMENTO ISOPIPE TC UV PLUS 13MM

01510403028	TUBO ISOLAM.ISOPIPE TC UV PLUS 13MMX28	11.39
01510403035	TUBO ISOLAM.ISOPIPE TC UV PLUS 13MMX35	12.38
01510403042	TUBO ISOLAM.ISOPIPE TC UV PLUS 13MMX42	14.30
01510403054	TUBO ISOLAM.ISOPIPE TC UV PLUS 13MMX54	16.61
01510403064	TUBO ISOLAM.ISOPIPE TC UV PLUS 13MMX64	18.21

TUBOS ISOLAMENTO ISOPIPE TC UV PLUS 19MM

01510404022	TUBO ISOLAM.ISOPIPE TC UV PLUS 19MMX22	14.29
01510404028	TUBO ISOLAM.ISOPIPE TC UV PLUS 19MMX28	16.10
01510404035	TUBO ISOLAM.ISOPIPE TC UV PLUS 19MMX35	17.63
01510404042	TUBO ISOLAM.ISOPIPE TC UV PLUS 19MMX42	18.93
01510404048	TUBO ISOLAM.ISOPIPE TC UV PLUS 19MMX48	21.75
01510404054	TUBO ISOLAM.ISOPIPE TC UV PLUS 19MMX54	22.78
01510404060	TUBO ISOLAM.ISOPIPE TC UV PLUS 19MMX60	25.74
01510404064	TUBO ISOLAM.ISOPIPE TC UV PLUS 19MMX64	26.86
01510404076	TUBO ISOLAM.ISOPIPE TC UV PLUS 19MMX76	31.80
01510404088	TUBO ISOLAM.ISOPIPE TC UV PLUS 19MMX88	34.89
01510404108	TUBO ISOLAM.ISOPIPE TC UV PLUS 19MMX108	43.88

TUBOS ISOLAMENTO ISOPIPE TC UV PLUS 25MM

01510406088	TUBO ISOLAM.ISOPIPE TC UV PLUS 25MMX88	47.58
01510406114	TUBO ISOLAM.ISOPIPE TC UV PLUS 25MMX114	55.00

TUBOS ISOLAMENTO ISOPIPE TC UV PLUS 30MM

01510405028	TUBO ISOLAM.ISOPIPE TC UV PLUS 30MMX28	26.53
01510405035	TUBO ISOLAM.ISOPIPE TC UV PLUS 30MMX35	31.23
01510405042	TUBO ISOLAM.ISOPIPE TC UV PLUS 30MMX42	35.23
01510405054	TUBO ISOLAM.ISOPIPE TC UV PLUS 30MMX54	39.74
01510405064	TUBO ISOLAM.ISOPIPE TC UV PLUS 30MMX64	45.27

T.ISOLAM.ISOPIPE TC**ISOLAMENTO EM PRANCHA AUTOADESIVA TC**

01510130001	ISOL.PRANCHA ADESIV ISOROLLS TC 6- 30M2	22.24
01510130003	ISOL.PRANCHA ADESIV ISOROLLS TC10 20M2	25.93
01510130004	ISOL.PRANCHA ADESIV ISOROLLS TC19 10M2	38.35

ISOLAMENTO EM PRANCHA TC

0151012919	ISOL.PRANCHA ISOROLLS ISOPIPE TC19 10M2	24.35
0151012940	ISOL.PRANCHA ISOROLS ISOPIPE TC40 4M2	57.88

TUBOS ISOLAM.ISOPIPE SLIT & SEAL RF 13MM

01510111054	TUBO ISOLAM.ISOPIPE SLIT SEAL RF 13MMX54	8.19
-------------	--	------

TUBOS ISOLAM.ISOPIPE SLIT & SEAL RF 19MM

01510112022	TUBO ISOLAM.ISOPIPE SLIT SEAL RF 19MMX22	7.47
01510112028	TUBO ISOLAM.ISOPIPE SLIT SEAL RF 19MMX28	8.24
01510112035	TUBO ISOLAM.ISOPIPE SLIT SEAL RF 19MMX35	9.06
01510112042	TUBO ISOLAM.ISOPIPE SLIT SEAL RF 19MMX42	11.45
01510112048	TUBO ISOLAM.ISOPIPE SLIT SEAL RF 19MMX48	12.13
01510112054	TUBO ISOLAM.ISOPIPE SLIT SEAL RF 19MMX54	13.06
01510112064	TUBO ISOLAM.ISOPIPE SLIT SEAL RF 19MMX64	15.92

TUBOS ISOLAM.ISOPIPE SLIT & SEAL RF 9MM

01510110015	TUBO ISOLAM.ISOPIPE SLIT SEAL RF 9MMX15	3.40
-------------	---	------

TUBOS ISOLAMENTO ISOPIPE TC 13MM

01510103010	TUBO ISOLAMENTO ISOPIPE TC 13MMX10	1.45
01510103012	TUBO ISOLAMENTO ISOPIPE TC 13MMX12	1.51
01510103015	TUBO ISOLAMENTO ISOPIPE TC 13MMX15	1.51
01510103018	TUBO ISOLAMENTO ISOPIPE TC 13MMX18	1.72



01510103020	TUBO ISOLAMENTO ISOPIPE TC 13MMX20	1.90
01510103022	TUBO ISOLAMENTO ISOPIPE TC 13MMX22	1.96
01510103025	TUBO ISOLAMENTO ISOPIPE TC 13MMX25	2.32
01510103028	TUBO ISOLAMENTO ISOPIPE TC 13MMX28	2.58
01510103032	TUBO ISOLAMENTO ISOPIPE TC 13MMX32	3.04
01510103035	TUBO ISOLAMENTO ISOPIPE TC 13MMX35	3.10
01510103042	TUBO ISOLAMENTO ISOPIPE TC 13MMX42	3.65
01510103048	TUBO ISOLAMENTO ISOPIPE TC 13MMX48	3.92
01510103054	TUBO ISOLAMENTO ISOPIPE TC 13MMX54	4.30
01510103064	TUBO ISOLAMENTO ISOPIPE TC 13MMX64	4.99
01510103076	TUBO ISOLAMENTO ISOPIPE TC 13MMX76	6.00
01510103088	TUBO ISOLAMENTO ISOPIPE TC 13MMX88	7.40
01510103108	TUBO ISOLAMENTO ISOPIPE TC 13MMX108	12.59
01510103114	TUBO ISOLAMENTO ISOPIPE TC 13MMX114	12.92
01510103125	TUBO ISOLAMENTO ISOPIPE TC 13MMX125	16.01

**TUBOS ISOLAMENTO ISOPIPE TC 19MM**

01510104006	TUBO ISOLAMENTO ISOPIPE TC 19MMX6	2.79
01510104010	TUBO ISOLAMENTO ISOPIPE TC 19MMX10	3.02
01510104012	TUBO ISOLAMENTO ISOPIPE TC 19MMX12	3.17
01510104015	TUBO ISOLAMENTO ISOPIPE TC 19MMX15	3.21
01510104018	TUBO ISOLAMENTO ISOPIPE TC 19MMX18	3.27
01510104022	TUBO ISOLAMENTO ISOPIPE TC 19MMX22	3.56
01510104025	TUBO ISOLAMENTO ISOPIPE TC 19MMX25	3.99
01510104028	TUBO ISOLAMENTO ISOPIPE TC 19MMX28	4.35
01510104032	TUBO ISOLAMENTO ISOPIPE TC 19MMX32	5.12
01510104035	TUBO ISOLAMENTO ISOPIPE TC 19MMX35	5.18
01510104042	TUBO ISOLAMENTO ISOPIPE TC 19MMX42	5.29
01510104048	TUBO ISOLAMENTO ISOPIPE TC 19MMX48	7.70
01510104054	TUBO ISOLAMENTO ISOPIPE TC 19MMX54	8.69
01510104060	TUBO ISOLAMENTO ISOPIPE TC 19MMX60	9.96
01510104064	TUBO ISOLAMENTO ISOPIPE TC 19MMX64	11.03
01510104076	TUBO ISOLAMENTO ISOPIPE TC 19MMX76	11.43
01510104088	TUBO ISOLAMENTO ISOPIPE TC 19MMX88	12.92
01510104101	TUBO ISOLAMENTO ISOPIPE TC 19MMX101	17.77
01510104108	TUBO ISOLAMENTO ISOPIPE TC 19MMX108	19.08
01510104114	TUBO ISOLAMENTO ISOPIPE TC 19MMX114	19.50
01510104125	TUBO ISOLAMENTO ISOPIPE TC 19MMX125	21.25
01510104139	TUBO ISOLAMENTO ISOPIPE TC 19MMX139	22.39
01510104152	TUBO ISOLAMENTO ISOPIPE TC 19MMX152	38.53

TUBOS ISOLAMENTO ISOPIPE TC 25MM

01510105015	TUBO ISOLAMENTO ISOPIPE TC 25MMX15	5.45
01510105018	TUBO ISOLAMENTO ISOPIPE TC 25MMX18	5.48
01510105022	TUBO ISOLAMENTO ISOPIPE TC 25MMX22	5.56
01510105025	TUBO ISOLAMENTO ISOPIPE TC 25MMX25	6.38
01510105028	TUBO ISOLAMENTO ISOPIPE TC 25MMX28	6.72
01510105032	TUBO ISOLAMENTO ISOPIPE TC 25MMX32	7.55
01510105035	TUBO ISOLAMENTO ISOPIPE TC 25MMX35	7.55
01510105042	TUBO ISOLAMENTO ISOPIPE TC 25MMX42	9.29
01510105054	TUBO ISOLAMENTO ISOPIPE TC 25MMX54	11.19
01510105064	TUBO ISOLAMENTO ISOPIPE TC 25MMX64	12.74
01510105076	TUBO ISOLAMENTO ISOPIPE TC 25MMX76	14.79
01510105114	TUBO ISOLAMENTO ISOPIPE TC 25MMX114	23.39

TUBOS ISOLAMENTO ISOPIPE TC 30MM

01510106015	TUBO ISOLAMENTO ISOPIPE TC 32MMX15	8.11
01510106018	TUBO ISOLAMENTO ISOPIPE TC 32MMX18	8.35
01510106022	TUBO ISOLAMENTO ISOPIPE TC 32MMX22	8.86
01510106025	TUBO ISOLAMENTO ISOPIPE TC 32MMX25	9.57
01510106028	TUBO ISOLAMENTO ISOPIPE TC 32MMX28	10.20
01510106035	TUBO ISOLAMENTO ISOPIPE TC 32MMX35	11.05



01510106042	TUBO ISOLAMENTO ISOPIPE TC 32MMX42	11.74
01510106048	TUBO ISOLAMENTO ISOPIPE TC 32MMX48	12.69
01510106054	TUBO ISOLAMENTO ISOPIPE TC 32MMX54	13.74
01510106060	TUBO ISOLAMENTO ISOPIPE TC 32MMX60	14.56
01510106064	TUBO ISOLAMENTO ISOPIPE TC 32MMX64	13.58
01510106076	TUBO ISOLAMENTO ISOPIPE TC 32MMX76	17.26
01510106088	TUBO ISOLAMENTO ISOPIPE TC 32MMX88	20.24
01510106108	TUBO ISOLAMENTO ISOPIPE TC 32MMX108	26.96
01510106114	TUBO ISOLAMENTO ISOPIPE TC 32MMX114	26.64

TUBOS ISOLAMENTO ISOPIPE TC 40MM

01510107108	TUBO ISOLAMENTO ISOPIPE TC 40MMX108	31.20
01510107114	TUBO ISOLAMENTO ISOPIPE TC 40MMX114	31.72
0151010742	TUBO ISOLAMENTO ISOPIPE TC 40MMX42	19.77
0151010754	TUBO ISOLAMENTO ISOPIPE TC 40MMX54	23.86
0151010764	TUBO ISOLAMENTO ISOPIPE TC 40MMX64	24.60
0151010776	TUBO ISOLAMENTO ISOPIPE TC 40MMX76	27.92

TUBOS ISOLAMENTO ISOPIPE TC 6MM

01510101015	TUBO ISOLAMENTO ISOPIPE TC 6MMX15	0.76
01510101018	TUBO ISOLAMENTO ISOPIPE TC 6MMX18	0.82
01510101022	TUBO ISOLAMENTO ISOPIPE TC 6MMX22	0.98

TUBOS ISOLAMENTO ISOPIPE TC 9MM

01510102006	TUBO ISOLAMENTO ISOPIPE TC 9MMX6	0.74
01510102010	TUBO ISOLAMENTO ISOPIPE TC 9MMX10	0.82
01510102015	TUBO ISOLAMENTO ISOPIPE TC 9MMX15	0.96
01510102018	TUBO ISOLAMENTO ISOPIPE TC 9MMX18	1.08
01510102022	TUBO ISOLAMENTO ISOPIPE TC 9MMX22	1.19
01510102028	TUBO ISOLAMENTO ISOPIPE TC 9MMX28	1.53
01510102032	TUBO ISOLAMENTO ISOPIPE TC 9MMX32	1.92
01510102035	TUBO ISOLAMENTO ISOPIPE TC 9MMX35	1.96
01510102042	TUBO ISOLAMENTO ISOPIPE TC 9MMX42	2.45
01510102048	TUBO ISOLAMENTO ISOPIPE TC 9MMX48	2.75
01510102054	TUBO ISOLAMENTO ISOPIPE TC 9MMX54	3.37
01510102060	TUBO ISOLAMENTO ISOPIPE TC 9MMX60	3.85
01510102064	TUBO ISOLAMENTO ISOPIPE TC 9MMX64	4.13
01510102076	TUBO ISOLAMENTO ISOPIPE TC 9MMX76	4.89
01510102088	TUBO ISOLAMENTO ISOPIPE TC 9MMX88	5.34
01510102114	TUBO ISOLAMENTO ISOPIPE TC 9MMX114	8.20

TUBOS ISOLAMENTO ISO**TUBOS ISOLAMENTO ISOPIPE HT 25MM**

01510804054	TUBO ISOLAMENTO ISOPIPE HT 25MMX54	19.83
-------------	------------------------------------	-------

TUBOS ISOLAMENTO ISOPIPE SLIT&SEAL 19MM

01511203018	TUBO ISOLAM. SLIT SEAL SOLAR 19MMX18	9.35
01511203028	TUBO ISOLAM. SLIT SEAL SOLAR 19MMX28	11.66
01511203035	TUBO ISOLAM. SLIT SEAL SOLAR 19MMX35	13.55

TUBOS ISOLAMENTOS ISOPIPE HT 19MM

01510903015	TUBO ISOLAMENTO ISOPIPE HT/19MM/15	6.56
01510903018	TUBO ISOLAMENTO ISOPIPE HT/19MM/18	7.21
01510903022	TUBO ISOLAMENTO ISOPIPE HT/19MM/22	7.85
01510903028	TUBO ISOLAMENTO ISOPIPE HT/19MM/28	9.65
01510903035	TUBO ISOLAMENTO ISOPIPE HT/19MM/35	10.65

MATERIAIS P/FIXAÇÃO**AMPOLAS QUIMICAS****AMPOLAS QUIMICAS SPLIT**

01401001024	AMPOLA QUIMICA SPIT MAXIMA - M24	5.03
-------------	----------------------------------	------

ANILHAS**ANILHAS ABA LARGA**

0140050206	ANILHA ABA LARGA ZN.D9021 M6	0.06
0140050208	ANILHA ABA LARGA ZN.D9021 M8	0.05



0140050210	ANILHA ABA LARGA ZN.D9021 M10	0.06
ANILHAS ACO		
0140050101	ANILHA ACO M6 ZB	0.03
0140050102	ANILHA ACO M8 ZB	0.05
0140050103	ANILHA ACO M10 ZB	0.05
0140050104	ANILHA ACO M16 ZB	0.09
0140050105	ANILHA ACO M18 ZB	0.08
0140050106	ANILHA ACO M20 ZB	0.09
0140050107	ANILHA ACO M24 ZB	0.24
0140050108	ANILHA ACO M27 ZB	0.23
ANILHAS INOX DIN 125		
01400503020	ANILHA INOX DIN 125A D20 - A2	0.32
01400503024	ANILHA INOX DIN 125A D24 - A2	SobConsulta
0140050308	ANILHA INOX M8 ABA LARGA	0.07
01400503M08	ANILHA INOX M8	0.05
01400503M16	ANILHA INOX M16	0.16
01400503M20	ANILHA INOX M20	0.24
01400503M24	ANILHA INOX M24	0.63
BROCAS		
BROCAS DIAMANTE		
01400701001	BROCA DIAMANTE 5MM	3.65
0140070101	BROCA DIAMANTE 6MM	3.67
0140070102	BROCA DIAMANTE 8MM	4.35
0140070103	BROCA DIAMANTE 10MM	5.79
0140070104	BROCA DIAMANTE 12MM	1.40
BROCAS HSSS		
01400702010	BROCA HSSS 10MM	4.07
01400702012	BROCA HSSS 12MM	4.64
01400702015	BROCA HSSS 15MM	7.02
BUCHAS		
BUCHAS METALICAS (AMARELAS)		
0140020101	BUCHA LAT.S/PARAFUSO M6	0.10
0140020102	BUCHA LAT.S/PARAFUSO M8	0.33
0140020103	BUCHA LAT.S/PARAFUSO M10	0.44
0140020104	BUCHA PFG ACO ZINCADA 6X40	0.81
0140020105	BUCHA PFG ACO ZINCADA 8X50	0.89
0140020106	BUCHA PFG ACO ZINCADA 10X60	1.26
01400201060	BUCHA SPIT FIX 06/30	0.46
0140020107	BUCHA SPIT FIX 10/45	0.92
0140020108	BUCHA SPIT TRIGA 16-24/25	15.00
01400201M06	BUCHA SIMPLES MET.PCL ACO PA M6	0.06
01400201M08	BUCHA SIMPLES MET.PCL ACO PA M8	0.10
01400201N06	BUCHA NYLON PCL 518 6 MM	0.04
01400201N08	BUCHA NYLON PCL 518 8 MM	0.08
01400201N10	BUCHA NYLON PCL 518 10 MM	0.10
BUCHAS METALICAS (CINZENTAS)		
01400205M10	BUCHA LATAO P/BETAO M10	0.44
01400205M8	BUCHA LATAO P/BETAO M8	0.33
BUCHAS NYLON		
0140020301	BUCHA NYLON BOLU 5	0.06
0140020302	BUCHA NYLON BOLU 6	0.09
BUCHAS NYLON C/REBORDO		
0140020401	BUCHA NYLON C/REBORDO M6X30	0.03
01400204010	BUCHA NYLON C/REBORDO M10X50	0.05
0140020402	BUCHA NYLON C/REBORDO M8X40	0.03
BUCHAS PLASTICAS		
01400202001	BUCHA PLAST. BOLIXC 5	0.02
0140020201	BUCHA PLAST. BOLIXC 6	0.04



0140020202	BUCHA PLAST. BOLIXC 8	0.05
0140020203	BUCHA PLAST. BOLIXC 10	0.13
0140020208	BUCHA PLAST. BOLIXC M16	0.37

DISCOS ABRASIVOS**DISCOS CORTE**

01400801115	DISCO DE CORTE FINO INOX 115X1 - PECOL	1.24
-------------	--	------

PARAFUSOS**PARAFUSOS - DIVERSOS**

0140030101	1 KIT PARAFUSOS P/LAVAT.(1 PAR)	0.88
01400301011	1 KIT PARAFUSOS P/LAVAT.FRANCES INOX	3.51
01400301012	KIT PARAFUSOS P/SANITA-BIDE INOX	2.57
0140030102	1 KIT PARAFUSOS P/SANITA-BIDE (2 PARES)	1.04
0140030103	1 KIT P/FIXACAO LOUCA ROCA	1.42
01400301031	1 KIT P/FIXACAO LOUCA ROCA INOX	1.78
0140030104	1 PARAFUSO P/SANITA 21/2X12	0.25
0140030105	CONJUNTO BUCHA + PARAF.AÇO LATER.P/WC	1.55
0140030106	1 PARAFUSO NIQUEL.11/2X6	0.02
0140030108	PARAFUSO NIQUEL.11/2X8	0.03
0140030109	PARAFUSO NIQUEL.11/4X6	0.03
0140030110	PARAFUSO NIQUELADO 1X6	0.02
0140030111	PARAFUSO ZINC.CABECA QUEIJO 4,2X32	0.02
014003011128	PARAFUSO INOX 11/2X8	0.08
0140030112	PARAFUSO VBA 5X50	0.03
01400301120	PARAFUSO VBA 5X60	0.03
0140030113	PARAFUSO VBA 6X50	0.06
0140030114	PARAFUSO VBA 6X60	0.06
0140030115	PARAFUSO C/SEXTAVADA M8X100	0.08
01400301151	PARAFUSO C/SEXTAVADA M12X52 AMAR.	SobConsulta
0140030116	PARAFUSO C/SEXTAVADA M16X80	0.60
014003011690	PARAFUSO C/SEXTAVADA M16X90	0.78
0140030117	PARAFUSO C/SEXTAVADA M16X100	0.96
01400301170	PARAFUSO BALAUSTRÉ M8X60 (DUAS ROSCAS)	0.16
01400301171	PARAFUSO 2 ROSCAS C/BATENTE 6.3X37	0.07
0140030117A2	PARAFUSO C/SEXTAVADA INOX A2 M16X100	1.62
0140030118	PARAFUSO BALAUSTRÉ M8X80 (DUAS ROSCAS)	0.21
0140030119	PARAFUSO BALAUSTRÉ M8X100	0.26
0140030120	PARAFUSO C/SEXTAVADA M6X16	0.07
0140030121	PARAFUSO AMAR.P/JOELHO TERMINAL 4X40	0.02
01400301211	PARAFUSO AMAR.P/JOELHO TERMINAL 4X35	0.02
01400301212	PARAFUSO AMAR.P/JOELHO TERMINAL 4.5X40	0.02
01400301213	PARAFUSO AGC C EMB.PZP C202 ACO ZN 5X50	0.03
01400301214	PARAFUSO AGC C EMB.PZP C202 ACO ZN 6X60	0.05
01400301215	PARAFUSO C/SEXTAVADA M16X70	0.75
0140030122	PARAFUSO C/SEXTAVADA M16X60	0.75
0140030123	PARAFUSO C/SEXTAVADA M18X90	1.20
0140030124	PARAFUSO C/SEXTAVADA M20X100	1.37
0140030124110	PARAFUSO C/SEXTAVADA M20X110	1.93
0140030124120	PARAFUSO C/SEXTAVADA M20X120	2.20
0140030124160	PARAFUSO C/SEXTAVADA M20X160	3.94
0140030125	PARAFUSO C/SEXTAVADA M20X80	0.86
0140030125M20090	PARAFUSO C/SEXTAVADA M20X90	1.78
0140030126	PARAFUSO C/SEXTAVADA M8X20	SobConsulta
0140030127	PARAFUSO SEXT.ROSC.PARC.16X70	0.74
0140030128	PARAFUSO SEXT.M6X80	0.28
0140030129	PARAFUSO C/PORCA SEXT.M6X20	SobConsulta
0140030130	CONJUNTO FIXAÇÃO SAN.AÇO PA M6X70	1.13
0140030130110	PARAFUSO C/SEXTAVADA M24X110	2.71
0140030130120	PARAFUSO C/SEXTAVADA M24X120	SobConsulta
0140030130140	PARAFUSO C/SEXTAVADA M24X140	4.54



0140030130M27130	PARAFUSO C/SEXTAVADA M27X130	4.20
0140030130M27140	PARAFUSO C/SEXTAVADA M27X140	3.90
0140030131	PARAFUSO RT DIN933 8.8 ZN M8X65	0.13

PARAFUSOS SEXT.INOX

01400305M08X20	PARAFUSO INOX C/SEXTAVADA M8X20	0.13
01400305M08X70	PARAFUSO INOX C/SEXTAVADA M8X70	0.34
01400305M08X90	PARAFUSO INOX C/SEXTAVADA M8X90	0.49
01400305M16X120	PARAFUSO INOX C/SEXTAVADA M16X120	3.37
01400305M16X80	PARAFUSO INOX C/SEXTAVADA M16X80	1.86
01400305M20X100	PARAFUSO INOX C/SEXTAVADA M20X100	SobConsulta
01400305M20X120	PARAFUSO INOX C/SEXTAVADA M20X120	5.52
01400305M20X140	PARAFUSO INOX C/SEXTAVADA M20X140	6.17
01400305M20X150	PARAFUSO INOX C/SEXTAVADA M20X150	7.01
01400305M20X170	PARAFUSO INOX C/SEXTAVADA M20X170	6.60
01400305M20X200	PARAFUSO INOX C/SEXTAVADA M20X200	10.37
01400305M24X120	PARAFUSO INOX C/SEXTAVADA M24X120	9.77

PARAFUSOS SEXT.ROSCA TOT.DIN 933

0140030308020	PARAFUSO SEXT.ROSCA TOT.DIN 933 8X20-INC	0.25
0140030308060	PARAFUSO SEXT.ROSCA TOT.DIN 933 8X60-INC	0.46

PARAFUSOS TIREFONDS

0140030211	ANILHA CHAPA P/PARAFUSO TIREFOND	0.06
0140030212	ANILHA CHAPA DIN125/ISO7089 FE ZN M12	0.03
01400302M6X030	PARAFUSO TEREFOND M6X30	0.03
01400302M6X040	PARAFUSO TEREFOND M6X40	0.03
01400302M6X050	PARAFUSO TEREFOND M6X50	0.04
01400302M6X060	PARAFUSO TEREFOND M6X60	0.07
01400302M6X070	PARAFUSO TEREFOND M6X70	0.07
01400302M6X080	PARAFUSO TEREFOND M6X80	0.07
01400302M6X090	PARAFUSO TEREFOND M6X90	0.07
01400302M6X100	PARAFUSO TEREFOND M6X100	0.10
01400302M7X030	PARAFUSO TEREFOND M7X30	SobConsulta
01400302M7X040	PARAFUSO TEREFOND M7X40	0.07
01400302M7X050	PARAFUSO TEREFOND M7X50	0.07
01400302M7X060	PARAFUSO TEREFOND M7X60	0.07
01400302M7X070	PARAFUSO TEREFOND M7X70	0.07
01400302M7X080	PARAFUSO TEREFOND M7X80	0.09
01400302M7X090	PARAFUSO TEREFOND M7X90	0.09
01400302M7X100	PARAFUSO TEREFOND M7X100	0.10
01400302M7X110	PARAFUSO TEREFOND M7X110	0.11
01400302M7X120	PARAFUSO TEREFOND M7X120	0.12

PERFIS & ACESSORIOS**ACESSORIOS P/PERFIS**

0140090201	PORCA M6 P/PERFIL 24/15 14125	0.15
0140090202	PORCA M8 P/PERFIL 28800	0.40
0140090203	PORCA M10 P/PERFIL 38/40 28819	0.40
01400902PM6	PARAFUSO GUIA M6 P/PERFIL 27	0.55
01400902PM8	PARAFUSO GUIA M8 P/PERFIL 27	0.60

PERFIS DE BORRACHA

01400903020	PERFIL DE BORRACHA 20MM	1.94
-------------	-------------------------	------

PERFIS P/FIXAR ABRACADEIRAS

0140090101	PERFIL 2MT 27/18 14109	7.56
0140090102	PERFIL 2MT 28/30 10375	10.52
0140090110	SUORTE PERFIL BUP 27/18 ESP 1,2MM (300M)	7.78

PONTAS MISTURADORAS**PONTAS MISTURADOREAS BUCHA QUIMICA**


0140110101	PONTA MISTURADORA BUCHA QUIMICA PECOL	1.60
------------	---------------------------------------	------

PORCAS**PORCAS ACO**

0140060101	PORCA SEXTAVADA M5 ZB	0.02
0140060102	PORCA SEXTAVADA M6 ZB	0.03
0140060103	PORCA SEXTAVADA M8 ZB	0.04
0140060104	PORCA SEXTAVADA M10 ZB	0.05
01400601040	PORCA SEXTAVADA M12 ZB	0.05
0140060105	PORCA SEXTAVADA M16 ZB	0.19
0140060106	PORCA SEXTAVADA M18 ZB	0.25
0140060107	PORCA SEXTAVADA M20 ZB	0.40
0140060108	PORCA SEXTAVADA M24 ZB	0.97
0140060109	PORCA SEXTAVADA M27 ZB	0.76

PORCAS INOX DIN 934

0140060200	PORCA INOX DIN 934 D 20 - A2	1.40
0140060204	PORCA INOX DIN 934 D 24 - A2	2.34
0140060207	PORCA SEXT.DIN934 INOX M8	0.07
0140060208	PORCA INOX M16	0.47
0140060210	PORCA INOX M20	0.95
0140060211	PORCA INOX M24	1.83

**SERROTES PECOL****SERROTES PECOL**

014012010002	SERROTE AJUSTAVEL PECOL	18.00
--------------	-------------------------	-------

SUPORTES P/FIXACAO**SUPORTES P/FIXAC.LOUÇAS CASA BANHO**

0140010101	SUPORTE P/LAVAT.PLACA PEQ.	0.70
0140010102	SUPORTE P/LAVAT.PLACA GRD	0.90
0140010103	SUPORTE P/LAVAT.EXTENSIVEL	2.40
0140010104	SUPORTE P/LAVAT.VAU	0.60

VAROES ROSCADOS**UNIOES P/VAROES ROSCADOS**

0140040202	UNIAO P/VARAO ROSC.M8X30	0.20
------------	--------------------------	------

VAROES INOX DIN 975

0140040302	VARAO ROSC.ACO M8 ZI 316 INOX	3.06
01400403020	VARAO INOX DIN 975 M20 - A2	42.75
01400403024	VARAO INOX DIN 975 M24 - A2	67.56
0140040312	VARAO ROSC.ACO M12 ZI 316 INOX	6.36
0140040316	VARAO ROSC.ACO M16 ZI 316 INOX	14.21

VAROES ROSCADOS ACO

0140040101	VARAO ROSC.ACO M6 ZI 6.8 ZINC.	0.52
0140040102	VARAO ROSC.ACO M8 ZI 6.8 ZINC.	1.36
0140040103	VARAO ROSC.ACO M10 ZI 6.8 ZINC.	1.36
0140040104	VARAO ROSC.ACO M12 ZI 6.8 ZINC.	1.88
0140040115	VARAO ROSC.ACO M16 ZI 6.8 ZINC.	3.50

MATERIAL HOSPITALAR / DEFICIENTES**APOIOS SANI.ACO INOX****APOIOS BANHEIRA INOX P/DEFICIENTES EFON**

0128030202324DR	APOIO BANHEIRA INOX ESQ.EFON2324DR	83.16
0128030202324ES	APOIO BANHEIRA INOX ESQ.EFON2324ES	83.16

RALOS/SUMIDOUROS/CANAIS DUCHE- GEBO**RALOS C/GRELH.INOX H****RALOS C/GRELHAS AÇO INOX HORIZ.15X15**

0144010221419H	21419H RALO C/GRELHA INOX 150X150 HORIZ.	76.57
----------------	--	-------

RALOS C/GRELH.INOX V**SUMID.C/GRELHA ACO INOX SAIDA VERTICAL**

0144020121414	21.414 SUMID.C/GREL.INOX 150X150 VERT.50	77.05
---------------	--	-------

RALOS C/GRELHAS INOX**RALOS ACO INOX P/AZULEJO GEBO**

01440401146	21820146 RALO ACO INOX 146X146 P/AZUL.	173.23
-------------	--	--------

SUMIDOUROS ACO INOX

SUMIDOUROS ACO INOX C/SIST.SIF.MEMBRANA

014403012112815	21.12815 SUMID.INOX 146X146 HORIZ.(QUAD)	57.95
014403012112915	21.12915 SUMID.INOX 146X146 HORIZ.(FLOR)	53.70

SUMIDOUROS PLASTICO**SUMIDOUROS PLASTICO ABS C/SIST.SIF.MEM**

01440501212215	21.2215 SUMID.ABS C/GREL.INOX146X146 HOR	28.30
----------------	--	-------

SUMIDUROS EM PLASTIC**SUMIDUROS EM PLASTICO ABS AJUSTAV.**

0144060121616	21.616 SUMID.ABS C/GREL.INOX150X150 VERT	34.15
---------------	--	-------

SIFOES/VALVULAS/ACESSORIOS-CREARPLA**ACESSORIOS DIVERSOS****ACESSORIOS DIVERSOS "CLEARPLAST"**

01430401C114	TUBO PVC CROM.32X25CM C114	2.04
01430401C1141	TUBO PVC CROM.32X50CM C114	3.39
01430401C1143	TUBO PVC CROM.40X50CM C114	3.95
01430401C142	TAMPA EXPANS.CROM.P/CAIXA SIFONADA C142	4.12
01430401C152	JUNTA VEDACAO SANITA 90/110 C152	1.46
01430401C153	JUNTA VEDACAO SANITA 90 C153	1.39
01430401C1615	ESPELHO EMBEZEZADOR 1X32 C161	0.18
01430401C1616	ESPELHO EMBEZEZADOR 11/4X40 C161	0.20
01430401C1617	ESPELHO EMBEZEZADOR 11/2X50 C161	0.20
01430401C164	TUBO LIG.C/ESPELHO 11/4X32 C164	0.93
01430401C1641	TUBO LIG.C/ESPELHO 11/2X40 C164	0.99
01430401C164C	TUBO LIG.C/ESPELHO CROM.11/4X32 C164C	4.74
01430401C164C1	TUBO LIG.C/ESPELHO 11/2X40 C164C	5.12
01430401C168	RECORD P/ELECTROD.C/POR.LOU.11/2X40 C168	2.05
01430401C171	RECORD EXTENSIVEL 11/4X32 C171	0.78
01430401C1711	RECORD EXTENSIVEL 11/2X40 C171	0.75
01430401C173	CURVA PVC P/PORCA ROSC.11/2X40 C173	0.94
01430401C176	ARO PVC EXTEN.P/CAIXA SINFONADA 110 C176	0.70
01430401C184	ESPELHO EMBEZEZADOR BR.32 C184	0.35
01430401C1841	ESPELHO EMBEZEZADOR BR.40 C184	0.35
01430401C184C	ESPELHO EMBEZEZADOR CROM.40 C184C	1.94
01430401C184C1	ESPELHO EMBEZEZADOR CROM.32 C184C	1.94
01430401C185	PORCA BR. 32 C185	0.33
01430401C189	GRELHA EMBEZEZ.INOX DUCHE 125X125 C-189	2.37
01430401C192	CURVA PVC P/PORCA LOUÇA 11/2X40 C192	1.08
01430401C1921	CURVA PVC P/PORCA LOUÇA 11/4X32 C192	1.13
01430401C192C	CURVA PVC P/PORCA LOUÇA CR.11/4X32 C192C	2.43
01430401C194	TUBO LISO C/ESPELHO PVC BR.32 C194	1.30
01430401C1941	TUBO LISO C/ESPELHO PVC BR.40 C194	1.35
01430401C1981	TUBO FLEX.C/ESP.PVC BR. 40 C198	3.70
01430401C199	KIT ESGOTO 1 SAIDA 40 C199	2.49
01430401C206E	ARO C/KIT FIXACAO C-206-E	8.84
01430401C230	GRELHA P/RALO C223 SERIE LUSO C-230	5.48
01430401C66	KIT ELECTRODOMESTICO 40 C166	1.15
01430401C68	KIT ESGOTO S40 3 SAIDAS 40 C68	10.90
01430401C69	KIT ESGOTO S50 3 SAIDAS 50 C69	10.95

ACESSORIOS EVACUACAO**CHAPEUS DE VENTILACAO PE**

01430562SDA040	CHAPEU DE VENTILACAO PE DIAM.40 SDA40	6.94
01430562SDA050	CHAPEU DE VENTILACAO PE DIAM.50 SDA50	7.35
01430562SDA075	CHAPEU DE VENTILACAO PE DIAM.75 SDA75	9.04
01430562SDA090	CHAPEU DE VENTILACAO PE DIAM.90 SDA90	10.12
01430562SDA110	CHAPEU DE VENTILACAO PE DIAM.110 SDA110	12.26
01430562SDA125	CHAPEU DE VENTILACAO PE DIAM.125 SDA125	12.94
01430562SDA200	CHAPEU DE VENTILACAO PE DIAM.200 SDA200	18.18

ENXERTOS EXTERIORES SEGURANCA P/TUBO PVC

+351 244 800 160
+351 244 802 323



geral@canalcentro.pt
info@canalcentro.pt



R. do Bailadouro s/nº,
2410-211 Pousos



01430556IRCE40	ENXERTO EXTER.P/TUBO PVC 110-125 IRCE-40	1.42
01430556IRCE50	ENXERTO EXTER.P/TUBO PVC 110-125 IRCE-50	1.42

SIFOES CREARPLAST**SIFOES DUPLOS "CLEARPLAST"**

01430102C042	SIFAO DUPLO GARRAFA C/VALV.40 C42	8.39
01430102C044	SIFAO DUPLO GARRAFA S/VALV.40 C44	6.44
01430102C051	SIFAO DUPLO CURVO C/VALV.40 C51	8.26
01430102C056	SIFAO DUPLO GARRAFA C/VALV.40 C56	10.93
01430102C058	SIFAO DUPLO CURVO C/VALV.EXT.40 C58	8.44
01430102C059	SIFAO DUPLO CURVO S/VALV.40 C59	5.62
01430102C061	SIFAO DUPLO CURVO VALV.115 40 C61	9.76
01430102C071	SIFAO DUPLO GARRAFA S/VALV.40 C71	6.60
01430102C072	SIFAO DUPLO GARRAFA C/VALV.40 C72	11.55
01430102C2831	SIFAO DUPLO GARRAFA L.LOUÇ.C/2VALV.C283	20.19

SIFOES METAL "CREARPLAST"

01430103C129	SIFAO GARRAFA MET.CROM.11/4 C129	27.50
01430103C291	SIFAO GARRAFA MET.CROM.11/4 C291	28.00

SIFOES SIMPLES "CREARPLAST"

01430101C001	SIFAO GARRAFA 32 C1	3.42
01430101C0011	SIFAO GARRAFA 40 C1	3.66
01430101C0021	SIFAO GARRAFA P/VALV.AUT.40 C2	2.66
01430101C002C	SIFAO GARRAFA CROM0 11/4X32 C2-C	7.63
01430101C003	SIFAO GARRAFA 32 C3	1.85
01430101C0031	SIFAO GARRAFA 40 C3	1.89
01430101C004	SIFAO GARRAFA 32 C4	4.77
01430101C0041	SIFAO GARRAFA 40 C4	5.04
01430101C005	SIFAO GARRAFA C/VDA 40 C5	3.05
01430101C006C	SIFAO GARRAFA ORINOL CROMO 40 C-38-C	18.77
01430101C007	SIFAO SIMPLES GARRAFA L.LOUÇA C7	5.73
01430101C0091	SIFAO CURVO P/VDA 40 C9	2.51
01430101C011	SIFAO CURVO 32 C11	4.23
01430101C0111	SIFAO CURVO 40 C11	4.26
01430101C015	SIFAO Y 32 C15	3.88
01430101C0151	SIFAO Y 40 C15	4.19
01430101C023	SIFAO GARRAFA CURTO 32 C23	2.64
01430101C0231	SIFAO GARRAFA CURTO 40X11/2 C23	2.32
01430101C024	SIFAO GARRAFA CURTO 32 C24	4.86
01430101C0241	SIFAO GARRAFA CURTO 40 C24	4.51
01430101C024C	SIFAO GARRAFA CROMO 11/4X32 C-24-C	15.02
01430101C028	SIFAO GARRAFA CURTO 40 C28	3.22
01430101C029	SIFAO GARRAFA P/VALV.AUT.32X11/4 C29	2.82
01430101C029C	SIFAO GAR.P/VALV.AUT.CROM.32X11/4 C29-C	7.32
01430101C030	SIFAO GARRAFA CURTO 11/2 40 C30	2.81
01430101C031	SIFAO GARRAFA CURTO C/TUBO PVC BR.32 C31	3.55
01430101C0321	SIFAO GARRAFA 40 C32	5.82
01430101C033	SIFAO Y P/VALVULA AUTOM.11/2X40 C33	2.49
01430101C034	SIFAO MAQ.LAVAR 40 C34	5.33
01430101C038	SIFAO GARRAFA P/URINOL 40X11/2 C38	12.60
01430101C2811	SIFAO SIMPLES GARRAFA L.LOUÇ.C/DESC.C281	8.96

SUMIDOUROS PAVIMENTO**SUMIDOUROS PAVI.SERIE MISTA "CLEARPLAST"**

01430302C202E090	SUMIDOURO P/TELA IMPERM.C202E 250X250 90	29.07
01430302C202E110	SUMIDOURO P/TELA IMPER.C202E 250X250 110	29.07

SUMIDOUROS PAVIMENTO "CLEARPLAST"

01430301100C223	SUMID.PAV.GRELHA INOX 125X125 C223	9.33
01430301100C223L	SUMID.PAV.GRELHA INOX 100X100 C223L	12.76
01430301125C223M	SUMID.PAV.GRELHA INOX 125X125 C223-M	46.45
01430301C200	SUMID.PAV.P/TELAS S/HORIZ.100X100 C200	6.64
01430301C2011	SUMID.PAV.SAIDA VERT.50 (150X150) C201	7.09



01430301C2012	SUMID.PAV.SAIDA VERT.75 (150X150) C201	8.19
01430301C2013	SUMID.PAV.SAIDA VERT.75 (200X200) C201	13.92
01430301C20131	SUMID.PAV.SAIDA VERT.90 (200X200) C201	13.92
01430301C2014	SUMID.PAV.SAIDA VERT.90 (250X250) C201	16.84
01430301C2015	SUMID.PAV.SAIDA VERT.110(250X250) C201	17.71
01430301C201M	SUMID.PAV.S/VERT.75 200X200 C201M	78.33
01430301C2021	SUMID.PAV.P/TELA S/VERT.70 150X150 C202	14.38
01430301C2022	SUMID.PAV.P/TELA S/VERT.90 200X200 C202	23.29
01430301C2023	SUMID.PAV.P/TELA S/VERT.110 200X200 C202	24.74
01430301C2024	SUMID.PAV.P/TELA S/VERT.90 250X250 C202	25.97
01430301C2025	SUMID.PAV.P/TELA S/VERT.110 250X250 C202	26.08
01430301C2026	SUMID.PAV.P/TELA S/VERT.90 200X200 C202M	83.34
01430301C202E2	SUMID.PAV.P/TELA VERT.110 250X250 C202E	33.58
01430301C202M	SUMID.PAV.P/TELA S/VERT.75 150X150 C202M	57.60
01430301C202M3	SUMID.PAV.P/TELA S/VERT.90 250X250 C202M	119.92
01430301C2031	SUMID.PAV.P/TELA S/HORIZ.75 150X150 C203	14.94
01430301C2032	SUMID.PAV.P/TELA S/HORIZ.90 200X200 C203	24.64
01430301C2032M	SUMID.PAV.P/TELA S/HORZ.90 200X200 C203M	107.23
01430301C2033	SUMID.PAV.P/TELA S/HORI.110 200X200 C203	21.35
01430301C2033M	SUMID.PAV.P/TELA S/HOR.110 250X250 C203M	109.48
01430301C2034	SUMID.PAV.P/TELA S/HORI.110 250X250 C203	29.65
01430301C204	SUMID.PAV.P/TELAS VERT.200X200 75 C204	12.72
01430301C2050	SUMID.PAV.P/TELA S/VERT.90 200X200 C205	20.47
01430301C2051	SUMID.PAV.P/TELA S/VERT.90 250X250 C205	23.19
01430301C2052	SUMID.PAV.P/TELA S/VERT.110 250X250 C205	23.19
01430301C206200090	SUMID.PAV.P/TELA S/HORIZ.90 200X200 C206	22.50
01430301C206250110	SUMID.PAV.P/TELA S/HORZ.110 250X250 C206	25.77
01430301C206E	KIT VEDACAO P/RALO C206-E	9.28
01430301C216	SUMID.PAV.GRELHA INOX 125X125 C216	6.63
01430301C216L	SUMID.PAV.GRELHA INOX 100X100 C216-L	9.58
01430301C217	SUMID.PAV.SAIDA HORIZ.110 250X250 C217	16.10
01430301C218	SUMID.PAV.SAIDA HORIZ./VERT.50X40 C218	5.90
01430301C219	SUMID.PAV.SAIDA HORIZ. 50X40 C219	5.37
01430301C220	SUMID.PAV.GRELHA INOX 100X100 C220-L	9.32
01430301C220125	SUMID.PAV.GRELHA INOX 125X125 C220	6.35
01430301C221	SUMID.PAV.GRELHA PVC 100X100 C221	7.25
01430301C222200	GRELHA ALTA PVC P/RALO 200X200 C-222	3.49
01430301C222250	GRELHA ALTA PVC P/RALO 250X250 C-222	6.64
01430301C224	SUMID.PAV.GRELHA PVC 100X100 C224	8.04
01430301C225	SUMID.PAV.C/TE. S/HORIZ.0.50X0.50 C225-L	16.85
01430301C226	SUMID.PAV.C/TELA S/VERT.0.50X0.50 C226-L	16.85
01430301C22710050	SUMID.S/GRELHA 100X100 50 C-227	3.79
01430301C22715075	SUMID.S/GRELHA 150X150 75 C-227	5.41
01430301C22720090	SUMID.S/GRELHA 200X200 90 C-227	7.33
01430301C22720110	SUMID.S/GRELHA 200X200 110 C-227	7.33
01430301C22810050	SUMID.S/GRELHA HORIZ.100X100 50 C-228	3.89
01430301C229100	GRELHA P/RALO C-229 100X100	3.69
01430301C229200	GRELHA P/RALO C-229 200X200	4.37
01430301C235	SUMIDOURO 250X250 C-235	14.41

VALVULAS CLEARPLAST**VALVULAS "CLEARPLAST"**

01430201C076	VALV.P/LAVATORIO 32 C76	2.94
01430201C0761	VALV.P/LAVATORIO 40 C76	2.97
01430201C082	VALV.P/LAVA-LOUCA 40 C82	4.73
01430201C086	VALV.SIFONADA BASE CHUVEIRO 40 C86	2.75
01430201C087	VALV.DIRT BASE CHUVEIRO 40 C87	2.54
01430201C092	VALV.P/LAVA-LOUCA 40 C92	7.34
01430201C093	VALV.P/LAVA-LOUCA 40 C93	6.68
01430201C096	VALV.SIFONADA BASE CHUV.ROCA 40 C96	4.28



+351 244 800 160
+351 244 802 323



geral@canalcentro.pt
info@canalcentro.pt



R. do Bailadouro s/nº,
2410-211 Pousos

 **canalcentro**

01430201C097	VALV.DIRT BASE CHUVEIRO 40 C97	3.51
01430201C103	VALV.BANHEIRA FLEXIVEL 40 C103	6.73
01430201C104	VALV.BANHEIRA FLEXIVEL 40 C104	6.60
01430201C105	VALV.BANHEIRA FLEXIVEL 40 C105	5.99
01430201C106	VALV.BANHEIRA FLEXIVEL 40 C106	5.79
01430201C131	VALV.BASE CHUVEIRO ABS 85MM C131	16.28

VALVULAS ADMISSAO AR CREAMPLAST

01430202040	VALVULA DE ADMISSAO DE AR 40 C-270	24.23
01430202050	VALVULA DE ADMISSAO DE AR 50 C-270	45.33
01430202075	VALVULA DE ADMISSAO DE AR 75 C-270	50.57
01430202090	VALVULA DE ADMISSAO DE AR 90 C-270	56.78
01430202110	VALVULA DE ADMISSAO DE AR 110 C-270	62.94

SILICONE/COLA/STOPOX/LINHO/TEFLON/S**COLAS P/PVC****BUCHAS QUIMICAS**

0139020601	BISNAGA BUCHA QUIMICA TQ500 PATTEX 280ML	8.55
0139020602	CAMISAS P/BUCHA QUIM.TQ500 PATTEX (KIT)	7.33
0139020603	CANULA MIST.P/BUCHA QUIM.TQ500 PATTEX	1.55
0139020610	PATTEX ANTI-FUNGOS 500ML	5.22

CAMISAS NYLON P/BUCHAS QUIMICAS

01390207016085	CAMISA NYLON P/BUCHA QUIMICA M16X85	0.26
01390207020085	CAMISA NYLON P/BUCHA QUIMICA M20X85	0.32
013902071250	CAMISA NYLON P/BUCHA QUIMICA M12X50	0.34
013902071260	CAMISA NYLON P/BUCHA QUIMICA M12X60	0.34
013902071585	CAMISA NYLON P/BUCHA QUIMICA M15X85	0.35

COLAS - PVC-U FLUID.

013902090250	COLA PVC-U 250 CC C/PINCEL 02430	6.54
013902090500	COLA PVC-U 500 CC C/PINCEL 09042	11.42

COLAS P/PVC "HENKEL" TANGIT

0139020101	COLA TANGIT 125GR	6.15
0139020102	COLA TANGIT 250GR	9.60
0139020103	COLA TANGIT 500GR	14.56
0139020104	COLA TANGIT 1KG	28.16
0139020105	PRODUTO LIMPEZA TANGIT 1LT	14.46
01390201051	PRODUTO LIMPEZA TANGIT 0,5LT	7.94
0139020106	EMBALAGEM C/100 TOALHITAS LIMPEZA TANGIT	17.50
0139020107	VEDANTE ROSCA TANGIT METALOCK 50ML	20.45
0139020108	VEDANTE ROSCA TANGIT PLASTICLOCK 100MM	14.61

COLAS P/PVC TECTANE

01390211050	VEDANTE P/ROSCA ALTA TEMPERAT.TECTANE	23.34
01390211395600	3956 00 LIQUIDO PTFE -50°/150° 50ML	11.89
01390211PH7TP	ISOLFIX PH7 TRANSPARENTE 290 ML	13.98

COLAS-VEDA SILIVEDA

0139020201	TUBO COLA-VEDA PECFIX	4.84
0139020202	COLA POWER TACK BRANCO PECFIX	9.00
0139020225506	ULTRAFIX REPARAÇÕES PRETA 25MMX1.5	4.50
0139020225507	ULTRAFIX REPARAÇÕES TRANSP. 25MMX1.5	4.50

COLAS-VEDA T-REX POWER / CRISTAL

0139020300001	COLA MONTAGEM T-REX BRANCO 290ML	6.31
0139020300002	COLA MONTAGEM T-REX TRANSPARENTE 290ML	7.35
0139020300003	COLA MONT.T-REX PROFISSION.AMARELO 290ML	5.48
013902030006	COLA VEDA BLISTER T-REX CRISTAL 125ML	8.52
013902030007	COLA VEDA BLISTER T-REX TURBO BR.125ML	8.52
01390203001	COLA VEDA T-REX POWER BRANCO 290ML	12.45
01390203002	COLA VEDA T-REX POWER CINZENTO 290ML	12.45
01390203003	COLA VEDA T-REX POWER PRETO 290ML	12.45
01390203004	COLA VEDA T-REX POWER BEGE 290ML	10.00
01390203005	COLA VEDA T-REX POWER TERRACOTA 290ML	12.45



01390203006	COLA VEDA T-REX POWER CRISTAL 290ML	13.75
013902030060	COLA VEDA T-REX TURBO BRANCO 290ML	13.75
013902030061	COLA VEDA T-REX BRANCO X-TREME	14.94
01390203007	SPRAY LIMPEZA T-REX	6.91
01390203008	TOALHETES LIMPEZA T-REX CLIN	12.69
01390203009	ESPUMA T-CONFORT 600ML	6.90
013902030090	SAUDAGAME HIDRO T.COTA T-REX 10 KG	119.18
013902030091	SAUDAGAME HIDRO BRANCO T-REX 10 KG	131.10
0139020302	COLA-VEDA NOVATECH TRANS 7 CLEAR	14.36
0139020310	DAKORUP CLASSIC BRANCO 4L	36.73
0139020311	DAKORUP CLASSIC TERRACOTA 4L	38.10
0139020312	DAKORUP EXTRA CINZA 4L	47.45
0139020313	AQUASTOP COLA & VEDA PRETO 310ML	10.84
0139020314	ROOF 7 BORRACHA COM FIBRA VIDRO 1KG	10.25
0139020315	IMPERMEABILIZ.ORA TRANSP.ANTI-CHUVA 5LT	116.35

**COLAS-VEDAS "HENKEL"**

0139020501	COLA-VEDA SP101 BR.300ML	8.78
0139020502	COLA-VEDA SP101 CINZA 300ML	8.78
0139020503	COLA-VEDA SP101 TRANSP.300ML	8.78
0139020504	COLA-VEDA INSTANT.SP101 BR.300ML	12.47

MASSAS TAPA BURACOS PAREDE T-REX FILLER

013902040250	MASSA TAPA BURACOS T-REX FILLER 250ML	5.25
013902040900	MASSA TAPA BURACOS T-REX FILLER 900ML	18.05

PRODUTOS DE LIMPEZA PVC-E FLUID.

013902100500	PRODUTO LIMPEZA 500CC 02432	7.61
--------------	-----------------------------	------

DESOXIDANTES**DESOXIDANTE P/COBRE DE GAS**

01390902001	DESOXIDANTE FLUX 28 100G	6.80
-------------	--------------------------	------

DESOXIDANTES P/COBRE SANITARIO E GAS

0139090101	DESOXID.P/SOLDA COBRE EASY FLO PO 100G	7.00
0139090102	DESOXID.P/SOLDA COBRE EASY FLO PO 200G	7.12
01390901025	DESOXID.P/SOLDA COBRE EASY FLO PO 250G	9.60
0139090103	DESOXID.P/SOLDA COBRE EASY-FLOW 1KG	24.55
0139090104	DESOXID.FLUSEMP 28 P/SOLDA ESTANHO	9.45

FIO P/ROSCAS LOCTITE**FIO P/ROSCAS "HENKEL"**

0139070200	EMBALAGEM FIO P/ROSCAS UNILOCK 80	9.30
0139070201	EMBALAGEM FIO P/ROSCAS UNILOCK 160	13.22
01390702020	EMBALAGEM FIO P/ROSCAS UNILOCK 20	1.95

LINHOS**LINHOS**

0139040102	ESTRIGA LINHO 100G	1.96
0139040103	ESTRIGA LINHO 200G	2.49

LUBRIFICANTE P/TUBO**LUBRIFICANTE P/TUBO PVC**

0139060102	LUBRIFICANTE P/TUBO PVC 1KG	8.32
0139060103	LUBRIFICANTE P/TUBO PVC 2.5KG	16.21
0139060104	MULTI-LUBRIFICANTE 6 EM 1 200 ML	3.05

MASSAS STOPOX**MASSAS STOPOX**

0139030101	MASSA VEDOX 250GR	4.50
0139030103	MASSA VEDOX 500GR	6.95
0139030105	MASSA VEDOX BALDE 6KG	63.82

PRODUTOS DE SOLDA**ACESSORIOS DE SOLDA P/CHUMBO**

01394002BM020	BOCAL P/CHUMBO MACHO 1/2	1.57
01394002BM025	BOCAL P/CHUMBO MACHO 3/4	2.18



SOLDA PARA CHUMBO

01394001C01	SOLDA P/CHUMBO C/1 NUCLEO	3.54
-------------	---------------------------	------

PRODUTOS LIMP.P/SOLD**PRODUTOS DE LIMPEZA P/SOLDADURA GAS**

0139100101	PROD.LIMPEZA P/SOLDA BREASING CLEANING	12.47
0139100102	RECARGA BREASING CLEANING	10.97
0139100103	MASSA LAVA MAOS PECFIX	3.40
0139100104	MASSA LAVA MAOS CLASSIC PECOL 5LT	18.35
0139100105	GEL DESINFETANTE MAOS 70%	4.70
0139100106	GEL DESINFETANTE MAOS 70% 5 L	79.35
01391001061	GEL DESINFETANTE MAOS 80% 60ML	1.30
0139100107	DESINFETANTE INDUST. 7% CLORO ATIVO 5LT	8.40
0139100108	DESINFETANTE INDUST.MULTI PRO 5LT	8.78
0139100112	PROTECTOR VIRUCIDE MULTISUPERFICIE 24H 180ML P386	6.07

RESINAS QUIMICAS**RESINAS QUIMICAS PECFIX**

013911010150	RESINA QUIMICA PECFIX 150ML	9.27
013911010300	RESINA QUIMICA PECFIX 280 ML	9.28

SILICONES**COLA-VEDA**

01390104001	SELANTE REFRACTARIO - PECOL	6.75
-------------	-----------------------------	------

COLA-VEDA "HENKEL"

01390107RS8805	CIMENTO RAPIDO THOMSIT RS 88 5KG	14.94
----------------	----------------------------------	-------

ESPUMAS POLIURETANO "RESY FOAM"

0139010202	ESPUMA POLIURETANO PECOL	6.96
0139010203	ESPUMA POLIURETANO SISTA 750ML	6.09
0139010204	SPRAY LIMPEZA ESPUMA POL.P110	8.74
01390102040	SPRAY LIMPEZA AR CONDICIONADO PECOL P350	7.84
01390102041	SPRAY MULTIUSOS 200ML PECOL 002403100200	3.08
01390102042	SPRAY MULTIU.CLASSIC 200ML PEC.935000200	3.08
0139010205	ESPUMA PISTOLAVEL PECOL	6.96
01390102060	SPRAY TINTA P400 BRANCO BRILHANT.RAL9010	3.00
01390102062	SPRAY TINTA P400 VERDE MARCAÇAO.RAL6002	3.90
0139010207	VEDANTE COLA MSP 60 BRANCO - PECOL	7.90
0139010208	VEDANTE COLA MSP 60 TRANSP - PECOL	9.35

PISTOLAS P/SILICONE

013901031440	PISTOLA NORMAL P/SILICONE P-1440	3.50
013901031441	PISTOLA P/SILICONE SPECIAL PECOL	16.64
013901032500	PISTOLA P/ESPUMA C/ADAPT.TEFLONADA B3	53.54

PRODUTOS DE IMPERMEABILIZACAO HENKEL

0139010001	RUBSON PRIMARIO FF 2000 1LT	13.85
0139010002	RUBSON PRIMARIO FF 2000 5LT	63.14
0139010003	RUBSON PRIMARIO FF 2000 20LT	237.81
0139010010	RUBSON ANTI MUSGO AM 2900	15.25
0139010020	RUBSON AQUABLOCK SPRAY 500ML	6.64

SILICONES DIVERSOS

0139010101	SILICONE SISTA SANIT.SL502 TRANSP.300ML	3.71
01390101020	SILICONE SISTA SANITAR.SL502 BR.300ML	3.71
01390101021	SILICON5 PATEX BRANCO	2.45
01390101022	SILICON5 PATEX TRANSPARENTE	2.45
0139010105	SILICONE ALTA TEMP.VERM.300ML	10.31
0139010106	SILICONE ALTA TEMP.PRETO 300ML	10.31
0139010109	SILICONE REFRACTARIO PRETO 300ML	6.30
0139010110	SILICONE LIQUIDA RUBSON CINZ. - 1KG	17.67
01390101100	SILICONE LIQUIDA RUBSON PRETA - 1KG	17.67
01390101101	SILICONE LIQUIDA RUBSON COR TELHA - 1KG	17.67
01390101102	SILICONE LIQUIDA RUBSON BRANCA - 1KG	17.67
0139010111	SILICONE LIQUIDA RUBSON COR CINZA - 5L	81.24



0139010112	SILICONE LIQUIDA RUBSON COR TELHA - 5L	81.24
0139010113	SILICONE LIQUIDA RUBSON COR PRETA - 5L	81.24
0139010114	SILICONE LIQUIDA RUBSON COR BRANCA - 5L	81.24
01390101141	SILICONE LIQUIDA RUBSON COR CINZA - 25KG	365.75
01390101142	SILICONE LIQUIDA RUBSON COR TELHA - 25KG	365.75
0139010115	SILICONE NEUTRO SPECIAL BRANCO PECFIX	3.78
01390101151	SILICONE ACRILICO SPECIAL BRANCO PECFIX	3.74
0139010116	SILICONE NEUTRO SPECIAL TRANSPAR.PECFIX	3.78
0139010117	SILICONE NEUTRO SPECIAL VERDE PECFIX	3.08
0139010118	SILICONE ACETATO PREMIUM CINZA RAL7037	2.98
0139010120	REMOVEDOR DE SILICONE	15.60
0139010121	SILICONE ALTA TEMPERATURA PRETO - PEC	5.78
0139010122	SELANTE REFRACTARIO CINZA - PEC	5.74
0139010123	SILICONE P/SANCA+ RODAPE UTRAFIX BR PEC	3.44
0139010130	SILICONE P/SANITARIO DEN BRAVEN BR 280ML	3.90
0139010131	SILICONE P/SANIT.DEN BRAVEN TRANSP.280ML	3.90
0139010132	COLA EXTRA FORTE MAMUT DEN BRAVEN 290ML	10.83

**SOLDAS/DESOXID./LIMP****SOLDAS P/COBRE GAS**

0139080202	VARETA SOLDA PRATA DE 2MM	8.24
0139080203	ANILHA SOLDA 22 DE PRATA	0.65
0139080204	ANILHA SOLDA 28 DE PRATA	0.80

SOLDAS P/COBRE SANITARIO

0139080100	EMBALAGEM 5KG SOLDA FOSFO 6 DE 2MM	125.90
0139080102	VARETA SOLDA NORMAL FOSFO 6 DE 2MM	0.42
0139080103	ROLO SOLDA ESTASOP 70 250GR	26.76

SOLDAS QUIMICAS P/ACESSORIOS BICONE

01390803010	SOLDADUR-SOLDA QUIMICA 10ML	9.95
01390803050	SOLDADUR-SOLDA QUIMICA 50ML	SobConsulta
01390803250	SOLDADUR-SOLDA QUIMICA 250ML	40.00

SPRAY P/MARCACAO**SPRAY E DIVERSOS PECFIX**

0139120301	SPRAY ALTA TEMPERATURA PRETO	8.80
0139120302	SPRAY ALTA TEMPERATURA ANTRACITE	8.68
0139120305	MULTI SPRAY PECFIX 400ML	5.62
0139120307	SPRAY TINTA ACRILICA CROMADO PECFIX	7.76
0139120308	SPRAY ZINCO BRILHANTE PECFIX	5.50
0139120309	SPRAY ZINCO MATE PECFIX	5.50
0139120310	SPRAY LUBRIFICANTE TEFLON P140	7.00
0139120312	SPRAY CONTACTOS ELECTRICOS P147	10.80
0139120315	PELICULA INVISIVEL 500ML	10.10
0139120320	FITA ULTRAFIX TAPE 25MMX3M PRETA	7.92
0139120325	DESENGORDURANTE INDUSTRIAL PECFIX	4.06
0139120330	REPELENTE DE AGUA PARA-BRISAS PECFIX	9.90
0139120335	IMPERMEAB.LIQ.1KG POWERCOAT CINZA PECFIX	17.80
0139120336	IMPERMEAB.LIQ.1KG POWERCOAT TERRA PECFIX	17.80
0139120337	IMPERMEAB.LIQ.1KG POWERCOAT BRANCO PECF.	17.80
0139120338	IMPERMEAB.LIQ.1KG POWERCOAT BRANCO PECF.	17.80

SPRAY P/MARCACAO FLUORESCENTES PECFIX

0139120101	SPRAY MARCACAO VERM.FLUORESCENTE	11.35
0139120102	SPRAY MARCACAO AZUL FLUORESCENTE	11.35

SPRAY TINTA P400 PECFIX

0139120201	SPRAY TINTA P400 VERM.FOGO RAL3000	3.88
0139120202	SPRAY TINTA P400 PRETO BRIL.FOGO RAL3000	3.52
0139120203	SPRAY TINTA PRETO MATE RAL9005 400ML	3.88

TEFLONS**TEFLONS**

0139050101	ROLO FITA TEFLON 12MX12MM 5301	0.40
------------	--------------------------------	------



0139050103	ROLO FITA TEFLON 50MX19MM COD.700-13	3.11
0139050104	ROLO FITA TEFLON 10MX19MM PEC	0.95

SISTEMAS AGUAS ACO**CANAIS E GRELHAS HYG****CANAL ACO BOX CONJ.S/HORIZ.FUNDO S/CLIPA**

0130122101CHF00398	CANAL ACO BOX INOX 304 S/H DN75 200X2030	901.78
--------------------	--	--------

CANAL ACO BOX CONJ.S/VERT.FUNDO S/CLIPAG

01301220CHF00355	CANAL ACO BOX INOX S/V DN110 200X500	460.49
01301220CHF00371	CANAL ACO BOX INOX S/V DN110 200X1000	620.18
01301220CHF00395	CANAL ACO BOX INOX S/V DN110 200X2000	977.84

CNL DUCHE INOX ACO**CANAIS + GRELHA SHOWERDRAIN B**

0130071990108068	90108068 CNL SHOWERD.B L885 H64 C/GR.WAV	195.70
------------------	--	--------

CANAIS + GRELHA SHOWERDRAIN C

0130072000406276	00406276 CNL SHOWERD.C L685 H65 C/GR.QUA	222.73
0130072000406278	00406278 CNL SHOWERD.C L885 H65 C/GR.QUA	244.36
0130072000406279	00406279 CNL SHOWERD.C L985 H65 C/GR.QUA	259.51
0130072000406955	00406955 CNL SHOWERD.C L685 H65 C/GR.WAV	222.73
0130072000406958	00406958 CNL SHOWERD.C L985 H65 C/GR.WAV	259.51
0130072000406960	00406960 CNL SHOWERD.C L1188 H65 C/GR.WAV	280.05
0130072000408673	00408673 CNL SHOWERD.C L685 H65 C/REBAIXO	222.73
0130072002726268	022726268 CNL SHOWERD.70/131X3000 2S QUAD	SobConsulta

CANAIS + GRELHAS SHOWERDRAIN F

0130072200407842	00407842 CNL SHOWERD.F L685 H8 C/GR.WAVE	133.74
------------------	--	--------

CANAIS + GRELHAS SHOWERDRAIN S

0130072490107522	CANAL ACO SHOWERDRAIN S INOX L900 DN50	289.62
0130072490107525	CANAL ACO SHOWERDRAIN S INOX L1500 DN50	405.02
0130072490107552	GRELHA RANHURADA P/CNL SHOWERL.-S L900	149.90
0130072490107555	GRELHA RANHURADA P/CNL SHOWERL S L1500	245.46

CANAIS +GRELHA SHOWERDRAIN C S/ABAS

0130072100406471	00406471 CNL SHOWERD.C L885 H65 C/GR.QUA	211.92
------------------	--	--------

CANAIS DE DUCHE POR MEDIDA C/GRELHA

0130071001MED	CANAL DUCHE ACO CLASSIC POR MEDIDA	SobConsulta
---------------	------------------------------------	-------------

CANAIS DUCHE NEW DELTA

0130070100416205	00416205 CNL NEW DELTA ABS L889 GRELH.Q	115.06
0130070100416207	00416207 CNL NEW DELTA ABS L889 GRELH.Q	127.73

CNL INOX MOD.125 ACO**CANAIS DRENAGEM MODULAR 125 AISI 304**

01300807M0105119	M0105119 CANAL MOD.125 "V" L500 H50	153.69
01300807M0105120	M0105120 CNL MOD.125 "V" L500 H65	161.96
01300807M0105127	M0105127 CNL MOD.125 "V" L1000 H50	192.53
01300807M0105128	M0105128 CNL MOD.125 V LARG153 L1000 H65	205.09
01300807M0105136	M0105136 CNL MOD.125 V LARG153 L2000 H65	290.69
01300807M0105151	M0105151 CANAL MOD.125 "V" L500 H50-65	181.00
01300807M0105155	M0105155 CANAL MOD.125 "V" L1000 H50-65	233.28
01300807M0105161	M0105161 CNL MOD.125 "V" L2000 H50-65	SobConsulta
01300807M0105162	M0105162 CANAL MOD.125 "V" L2000 H65-80	SobConsulta
01300807M0105163	M0105163 CANAL MOD.125 "V" L2000 H80-95	SobConsulta
01300807M0105168	M0105168 CANAL MOD.125 "V" L3000 H50-65	412.41
01300807M0105169	M0105169 CANAL MOD.125 "V" L3000 H65-80	444.30
01300807M0105176	M0105176 CANAL MOD.125 "V" L500 H65	220.32
01300807M0105177	M0105177 CANAL MOD.125 "V" L500 H80	229.06
01300807M0105183	M0105183 CNL MOD.125 "V" L1000 D110 H50	253.24
01300807M0105184	M0105184 CNL MOD.125 "V" L1000 D110 H65	267.11
01300807M0105186	M0105186 CNL MOD.125 "V" L1000 D110 H95	295.26
01300807M0105191	M0105191 CANAL MOD.125 "V" L500 D110 H50	200.17
01300807M0105192	M0105192 CANAL MOD.125 "V" L500 H65	209.79



01300807M0105199	M0105199 CANAL MOD.125 L1000 D110 H50	241.67
01300807M0105200	M0105200 CNL MOD.125 "V" L1000 D.110 H65	268.02
01300807M0105201	M0105201 CANAL MOD.125 "V" L1000 H80	280.95

CANAIS DRENAGEM MODULAR 125 AISI 316

01300808M0407211	M0407211 CNL MOD.125 AISI316 L500 H50	166.65
01300808M0407212	M0407212 CNL MOD.125 AISI316 L500 H65	177.34
01300808M0407218	M0407218 CNL MOD.125 AISI316 L1000 H50	236.73
01300808M0407237	M0407237 CNL MOD.125 AISI316 L1000 50-65	263.81
01300808M0407241	M0407241 CNL MOD.125 AISI316 L2000 H50-65	382.28
01300808M0407257	M0407257 CNL MOD.125 AISI316 L1000 H50	285.12
01300808M0407258	M0407258 CNL MOD.125 AISI316 L1000 H65	302.73
01300808M0407270	M0407270 CNL MOD.125 AISI316 L1000 H65 S	303.61

GRELHAS ENTRAMADAS ANTIDERRAP.INOX 304

0130081000021610	21610 GRELHA ENTRAM.ANTIDER.25X25 A15	128.06
0130081000021710	21710 GRELHA ENTRAM.ANTIDER.25X25 A15	75.16

GRELHAS ENTRAMADAS ANTIDERRAP.INOX 316

0130081100021615	21615 GRELHA ENTRA.A/D AISI316.25X25 A15	151.12
0130081100021715	21715 GRELHA ENTRA.A/D AISI316.25X25 A15	88.67

GRELHAS PERFURADAS INOX AISI304

0130081400021660	21660 GRELHA INOX 304 PERFUR.123MM L15	144.08
0130081400021760	21760 GRELHA INOX 304 PERF.123MM L15 50	76.16
0130081400021860	21860 GRELHA INOX 304 PERFUR.C/1MT M125	188.04
0130081400021960	21960 GRELHA INOX 304 PERFUR.C/50CM M125	106.02

SIFAO P/CANAL MODULAR 125

01300825403633	SIFAO INOX C/CESTO P/CN MOD.125 SAID.110	93.95
01300825405065	SIFAO INOX C/CESTO P/CN MOD.125 SAID.110	90.70
01300825405311	CORPO RALO INOX HORIZ.P/CN MODULAR 125	88.64

TAMPAO P/CANAL MODULAR 125

01300826M0105100	M0105100 TAMPAO INOX 304 MODULAR 125 H50	24.49
01300826M0105101	M0105101 TAMPAO INOX 304 MODULAR 125 H65	27.99
01300826M0105102	M0105102 TAMPAO INOX 304 MODULAR 125 H80	28.95
01300826M0105103	M0105103 TAMPAO INOX 304 MODULAR 125 H95	30.76
01300826M0409114	M0409114 TAMPAO INOX 304 MODULAR 125 H65	42.50

TAMPAO P/CANAL MODULAR 125 AISI316

01300827M0407196	M0407196 TAMPAO AISI 316 MODULAR 125 H50	26.77
01300827M0407197	M0407197 TAMPAO AISI 316 MODULAR 125 H65	29.69

CNL INOX MOD.200 ACO**CANAIS DE DRENAGEM MODULAR 200**

01300909401859	CANAL ACO INOX 304 MODULAR 200 H=60 1MT	243.02
01300909401871	M0401871 CNL MOD.200 AISI304 H60-70 1MT	250.25
01300909401875	CANAL ACO INOX 304 MOD.200 H=60 2MT	380.45
01300909401887	CANAL ACO INOX 304 MOD.200 H=60-70 2MT	406.89
01300909401921	CANAL ACO INOX 304 MOD.200 H=60 MM CANTO	260.14
01300909402482	CANAL MODULAR 200 AISI 304 H=60-80 L3000	618.10
01300909402484	CANAL MODULAR200 AISI 304 H=80-100 L3000	633.85
01300909409047	CANAL ACO INOX 304 MODULAR 200 H=70 50CM	162.95
01300909409072	CANAL ACO INOX 304 MODULAR 200 H=60 50CM	166.17
01300909414275	CANAL INOX 304 MOD.200 H=60 50CM S.FINAL	210.38
01300909414276	CANAL INOX 304 MOD.200 H=70 50CM S.FINAL	216.74
01300909414283	CANAL INOX 316 MOD.200 H=60 50CM S.FINAL	243.02
01300909414291	CANAL ACO INOX 304 MOD.200 H=60 1MT S/H	274.07
01300909414292	CANAL ACO INOX 304 MODULAR 200 H=70 1MT	283.61
01300909414295	CANAL ACO INOX 304 MODULAR 200 H=100 1MT	314.46
01300909414323	CANAL ACO INOX 304 MODULAR 200 H=60 1MT	274.07

GRELHA INOX ENTRAMADA ANTIDESLIZANTE

0130091000092200	GRELHA ACO INOX 304 ENTRA.ANTID.500X198	107.83
0130091000092201	GRELHA ACO INOX 304 ENTRA.ANTID.1000X198	185.22
0130091000402688	GRELHA ACO INOX 304 PERFURADA 1000X198	186.53



01300910414140	GRELHA INOX 304 ENTRAMADA ANTIDERR.20X30	103.62
0130091092200	GRELHA INOX 304 ENTRAMADA ANTIDERR.50X20	107.83
0130091092201	GRELHA INOX 304 ENTRAMAD.ANTIDERR.100X20	185.22
TAMPAO FINAL P/MODULAR 200		
01300924402028	TAMPAO ACO INOX MODULAR 200 H=60 AISI304	25.42
01300924402030	TAMPAO ACO INOX MODULAR 200 H=70 AISI304	26.02
01300924402516	TAMPAO ACO INOX MODULAR200 H=100 AISI304	31.75
RALOS PAVIMENTOS C/B		
RALOS DE PAVIMENTO C/BOMBAGEM ACO		
01301901620387	00620387 RALO PAVIMENTO COM BOMBAGEM ACO	1080.4
SEPARAD.GORDURA BIOL		
SEPARADORES BIOLOG.GORD.ENTERRADA		
01302201C0402618	SEPARADOR GORDURA BIOLOGICO PP BGP150 CO	1482.5
SEPARAD.GORDURAS SUP		
SEPARADORES GORGURAS LIPUJET P-OB		
01302101NS04	35543400 SEPAR.GORDURA LIPUJET P-OB NS4	3348.5
SUMID.INOX ACO EASYF		
ACESSORIOS P/EASYFLOW		
0130011001730913	01730913 FLANGE ADERENCIA TELA ACO	15.34
0130011020400002	20400002 ANEL IMPERMEABIL. ACO EASYFLOW	55.62
CORPO DE SUMIDOUROS EASYFLOW		
0130010225007711	2500.77.11 SECCAO TOPO EASYFLOW 100X100	13.44
0130010227007711	27007711 SECCAO TOPO EASYFLOW 150X150	17.26
0130010251413100	51413100 SECCAO TOPO PP EASYFLOW 15X15	88.72
0130010251414800	51414800 SECCAO TOPO EASYFL.C/TELA 15X15	65.26
GRELHAS P/SUMIDOUROS EASYFLOW		
0130010151410822	51410822 GRELHA INOX QUADRATO 15X15	68.54
0130010151410828	51410828 GRELHA INOX TIPO WAVE 15X15	68.54
0130010151412130	GRELHA INOX QUADRADA K3 C/FIX.MOD.MIX	112.23
0130010151412528	51412528 GRELHA ACO INOX AISI 304 WAVE	112.23
SUMIDOUROS EASYFLOW CONJUNTOS		
0130010325000500	25000500 CORPO SUMID.EASYFLOW S.H.DN50	33.61
0130010325000577	2500.05.77 SUMID.EASYFLOW S.H.DN50+GREL	SobConsulta
0130010325005500	2500.55.00 CORPO SUMID.EASYFLOW S.V.DN50	31.69
0130010325050500	2505.05.00 CORPO SUMID.EASYF30M S.H.DN50	24.84
0130010325050577	2505.05.77 SUMID.EASYFLOW S.H.DN50 BAIXA	SobConsulta
0130010327000500	27000500 CORPO SUMID.EASYFLOW DN70/100	33.78
0130010327000577	2700.05.77 SUMID.EASYFLOW 150x150 DN70	SobConsulta
0130010327100000	2710.00.00 CORPO SUMID.EASYFLOW DN70 S/V	32.54
0130010328100000	28100000 CORPO SUMID.EASYFLOW S.H.DN50	35.00
0130010328105577	28105577 SUMID.COMP.EASYFLOW S.V.DN100	SobConsulta
SUMID.INOX ACO EG AL		
CESTOS P/SUMIDOURO EG		
01300435416908	00416908 CESTO P/SUMID.EG DN222 S.VERT.	40.57
GRELHAS INOX ANTIDERRAPANTE P/SUMID.EG		
01300430408034	408034 GRELHA INOX ENTRA.L15 30X30 ANTI.	88.05
01300430408090	408090 GRELHA INOX ENTRA.L15 20X20 ANTI.	45.24
01300430408093	408093 GRELHA INOX BARR.M125 20X20 ANTI.	87.66
01300430408134	00408134 GRELHA ENTRAM.P/EG 268X268 L15	121.06
GRELHAS INOX ENTRAMADA P/SUMIDOURO EG		
01300431408091	GRELHA INOX ENTRAMADA L15 20X20	45.24
GRELHAS INOX QUADRATO P/SUMIDOURO EG		
01300433408092	408092 GRELHA INOX QUADRATO L15	50.16
SUMIDOURO EG COMPACTO 20X20		
01300401EG414701	SUMIDOURO EG COMPACTO 20X20 S.VERT.75	248.75
01300401EG414705	EG414705 SUMID.EG COMP.20X20 S.HORZ.75	254.17



SUMIDOURO EG FIXO QUAD.20X20

01300402EG408003	408003 SUMID.EG ALT.FIX.20X20 S.VERT.110	240.26
01300402EG408009	408009 SUMID.EG ALT.FIX.20X20 S.HORIZ.75	271.13
01300402EG408011	408011 SUMID.EG ALT.FIX.20X20 HORIZ.110	235.58

SUMIDOURO EG FIXO QUAD.30X30

01300403EG408007	408007 SUMID.EG ALT.FIX.30X30 VERT.160	378.44
01300403EG408107	00408107 RALO SIF.EG AISI 316 30X30 V110	630.07

SUMID.INOX ACO EG SA**SUMID.EG150 COM ANEL P/IMPERMEABILIZAÇÃO**

0130030200400806	00400806 SUMIDOUR.ACO EG 150 INOX 304 75	187.38
------------------	--	--------

SUMID.EG150 P/PAVIMEN.LADRILHOS E CONT.

0130030100097211	97211 SUMID.EG150X150 INOX 304 S/V.DN110	80.66
0130030100097304	97304 SUMID.EG150X150 INOX 304 S/V.DN75	141.57
0130030100405149	405149 SUMID.EG150X150 INOX 340 S/V DN50	141.57
0130030100405151	405151 SUMID.EG150X150 INOX 304 S/H.DN50	144.46
0130030100405156	405156 SUMID.EG150X150 INOX 304 P/IMPERM.S/H.DN50	179.20
01300301SV404123	SV404123 SUMID.EG150X150 INOX S/V.DN75	109.30

SUMID.INOX ACO SELE**SUMIDOURO SELECT INOX 150**

01300207405716	S0405716 SUMID.ACO SELECT150 SV50 C/FIX.	86.48
----------------	--	-------

SUMIDOURO SELECT INOX 200

0130020800409893	409893 SUMID.INOX SELECT 200 S.V C/FIX.	118.29
------------------	---	--------

SUMIDOUROS SELECT 100 BAIXA ALT.S.HORIZ.

0130020200403923	403923 SUMIDOURO ACO SELECT 100-R S.H40	71.35
0130020200403926	S0403926 SUMID.INOX SELECT10X10 S.H.DN40	67.00

SUMIDOUROS SELECT 100 BAIXA ALT.S.VERT.

0130020100302229	302229 SUMID.SELECT 100 BAIXA S.V S/FIX.	58.89
0130020100302239	302239 SUMID.SELECT 100 BAIXA S.V C/FIX.	67.54

SUMIDOUROS WALL-SELECTA ACO

0130022051251000	51251000 CORPO SUM.SIF.SELECTA 150 S/V50	SobConsulta
0130022051418100	51418100 GRELHA AISI304 150X150 C/PARAF.	SobConsulta

SUMID.PLAST.TERR.ACO**SUMIDOUROS PLASTICOS C/GRELHA EM INOX**

0130000500316739	SUMIDOURO ABS C/GRELHA INOX S.HORIZ.DN50	11.21
0130000500316741	SUMIDOURO ABS C/GRELHA INOX S.VERT.DN50	11.34

SUMIDOUROS FFD ACO**ACESSORIOS P/CORPO RALOS D70/100/125/150**

0130064051281055	51281055 SIFAO AMOVIVEL PE 50/70/100	SobConsulta
01300640700003	7000.03 CESTO LIMPEZA P/RALOS DN70/100	SobConsulta
01300640700013	7000.13 CESTO LIMPZ.INOX P/DN100/125/150	SobConsulta

COMPLEMENTOS P/COBERTURAS AJARDINADOS

0130060970005100	70005100 ARO+GRELHA FFD 30X30 L15	131.87
0130060970005400	70005400 SECCAO INTERMÉDIA BETAO POLIM	101.07
0130060970005500	70005500 ARO DE TRANSIÇÃO EM BETAO POLIM	35.67

GRELHAS FFD P/RALO SELECTA

0130063150848111	50848111 SECÇÃO SUPERIOR MEKU C/GR.SLOT	154.15
01300631508486	50848600 GRELHA FFD 20X20 M125 C/TORN Y	SobConsulta
0130063151418122	51418122 GRELHA 150X150 ALT AJUST.42-130	107.49
0130063151418322	51418322 SECCAO TOPO C/GR.FFD 20X20 M125	159.51

GRELHAS P/SUMIDOUROS DE FUNDICAO

0130060170000800	70000800 GRELHA SLOT FUNDICAO 152MM M125	58.73
0130060170000802	70000802 GRELHA SLOT FUNDICAO 200MM M125	109.88
0130060170000900	70000900 GRELHA PARAGRAVILHA FUND.170MM H1,5	33.07
0130060170001000	70001000 GRELHA PINHA FF DN 100/125/150	38.85
0130060170001002	70001002 GRELHA PARAGRAVILHA FUND.215MM H1,5	66.38
0130060170002800	70002800 GRELHA SLOT FUNDICAO 200MM M125	109.88



0130060170004000	70004000 GRELHA FF DN100 L15 200X200	74.19
SECÇÕES TOPO P/C.RALOS DN70/100/125/150		
01300641508481	5084.81 SECCAO TOPO P/RALO DN100/125/150	200.87
01300641508494	50849400 SECCAO TOPO P/RALO PAVIM.ACO	SobConsulta
01300641514181	5141.81 SECCAO TOPO PE P/CORP.RALO DN70	107.49
0130064151418152	51418152 SECCAO SUP.SUM.FFD 125 C/GRELHA RAN M125	101.80
SUMIDOUROS ANTI FOGO FUND.NEW SELECTA		
0130063051491020	51491020 SUMIDOURO ANTI-INCEND.VERT.DN50	131.29
0130063051511020	51511020 SUMIDOURO FFD ACO DN50 VERT.	217.98
0130063051692000	51692000 SUMIDOURO ACO DRAIN DN70 GRAVITY	177.15
0130063051692020	51692020 CORPO RALO FFD S/HORIZ.DN70 ACO	148.11
0130063051711020	51711020 CORPO RALO FFNEW SELECTA TELA VERT.DN70	226.31
0130063051714020	51714020 CORPO RALO FFD S/HORIZ.DN70 ACO	212.99
0130063055691020	55691020 CORPO RALO FFD S/VERT.DN100 ACO	146.12
0130063055692020	55692020 SUMIDOURO ANTI-INCEND.110 H ACO	162.99
0130063055701020	55701020 CORPO RALO FF NEW SELECTA TELA	184.26
0130063055711020	55711020 CORPO RALO FF NEW SELECTA DN100	238.92
0130063070341010	70341012 RALO P/COBERT.SV.FF ACO DN100	215.09
0130063070541110	70541110 RALO P/COBERT.S/H.FF ACO DN100	280.52
SUMIDOUROS FFD 200X200 C/CESTO EM PEHD		
0130060650010000	50010000 RALO C/GRELHA FFD C/CESTO 20X20	160.06
0130060650094000	50094000 RALO PAVIM.FFD C/CESTO 200X200	190.01
SUMIDOUROS FFD P/ COBERTURAS DN70		
01300610516940	5169.40 CORPO DE RALO FFD S.HOR. DN70	260.36
SUMIDOUROS FFD P/COBERTURAS SH DN125		
0130061370551110	7055.11.10 CORPO RALO FFD S/H DN125	340.73
SUMIDOUROS FFD P/QUARTOS DE CALDEIRAS		
013006086760	6760 VALV.RETENT.HIDROCARB.FFDDN100+GREL	1355.0
SUMIDOUROS FFD QUADRADO 200X200 ACO		
0130060251941000	51941000 RALO PAV.NAO SIF.ACO DN100 VERT	120.85
0130060251942000	51942000 RALO PAV.NAO SIF.ACO DN125 VERT	128.01
0130060251943000	51943000 RALO PAV.ACO C/GRELH.VERT.DN150	132.79
SUMIDOUROS FFD REDONDOS ACO		
0130060500005962	00005962 SIFAO ACO INOX AISI 304 P/RALO FFD 142MM	68.31
0130060551910500	51910500 SUM. RED.FFD DN100 S/V.M125	153.85
0130060561900500	61900500 RALO RED.FFD DN100 S/HORIZ.M125	554.87
013006056199	61990000 RALO RED.FFD DN100 S/HORIZ.L15	186.12
TAMPAS TOPTEK REBAIX		
TAMPAS REBAIXADAS 110MM INOX 304		
01301402C415903	TAMPA INOX 304 REBAIXADA 60X60X11 C250	678.94
TAMPAS REBAIXADAS 140MM GALVANIZADO		
0130140600415884	TAMPA VISITA ACO ULTRAST.TOPTEK 800X800	515.56
TAMPAS REBAIXADAS 140MM INOX 304		
01301403C415915	TAMPA INOX 304 REBAIXADA 100X100X14 C250	1074.7
TAMPAS REBAIXADAS 500MM ALUMINIO A15		
01301409415141	TAMPA VISITA ACO REB.TOPTEK A15 30X30	151.14
01301409415142	TAMPA VISITA ACO REB.TOPTEK A15 40X40	177.60
TAMPAS REBAIXADAS 700MM ALUMINIO B125		
01301410405341	TAMPA VISITA ACO REB.TOPTEK B125 40X40	190.96
TAMPAS REBAIXADAS 70MM INOX 304		
01301401B415891	TAMPA INOX 304 REBAIXADA 50X50X7 B125	562.48
01301401B415892	TAMPA INOX 304 REBAIXADA 60X60X7 B125	639.28
01301401C415888	TAMPA INOX 304 REBAIXADA 40X40X7 C250	503.69
TUBOS E ACES.INOX304		
CURVAS 45. ACO INOX AISI 304		
01304011110	CURVA 45.ACO INOX AISI 304 DN110 EPDM	40.50



CURVAS 87,5. AÇO INOX AISI 304

01304012110	CURVA 87,5.AÇO INOX AISI 304 DN110 EPDM	45.36
-------------	---	-------

FORQUILHA AÇO INOX AISI 304 87,5° EPDM

013040200110	00098736 FORQ.87,5.AÇO INOX AISI 304 110	51.38
--------------	--	-------

TUBAGEM AÇO INOXIDAVEL AISI 304 110MM

013040031103000	TUBO AÇO INOX AISI 304 DN110 3000MM AÇO	159.96
-----------------	---	--------

UNIOES AÇO INOXIDAVEL AISI 304

01304023110	UNIAO AÇO INOX AISI 304 DN110 EPDM	22.96
-------------	------------------------------------	-------

TUBOS E ACES.INOX316**CURVAS 87,5. AÇO INOX AISI 316**

01304112160	CURVA 87,5.AÇO INOX AISI 316 DN160 EPDM	116.91
-------------	---	--------

JUNTAS VITONS P/TUBAG.AÇO INOX AISI 316

01304110110	JUNTA VITON PIPE DN110 00098406	42.91
-------------	---------------------------------	-------

01304110160	JUNTA VITON PIPE DN160 00098407	84.17
-------------	---------------------------------	-------

01304110200	JUNTA VITON PIPE DN200 00098437	171.61
-------------	---------------------------------	--------

01304110250	JUNTA VITON PIPE DN250 00417147	185.06
-------------	---------------------------------	--------

01304110315	JUNTA VITON PIPE DN315 00417506	223.83
-------------	---------------------------------	--------

TUBOS AÇO INOX AISI 316 AÇO 110MM

013041031101000	TUBO AÇO INOX AISI 316 L1000 EPDM DN110	98.46
-----------------	---	-------

013041031102000	TUBO AÇO INOX AISI 316 L2000 EPDM DN110	168.16
-----------------	---	--------

013041031103000	TUBO AÇO INOX AISI 316 L3000 EPDM DN110	254.22
-----------------	---	--------

TUBOS AÇO INOX AISI 316 AÇO 160MM

013041051601000	TUBO AÇO INOX AISI 316 L1000 EPDM DN160	176.36
-----------------	---	--------

013041051602000	TUBO AÇO INOX AISI 316 L2000 EPDM DN160	328.00
-----------------	---	--------

013041051603000	TUBO AÇO INOX AISI 316 L3000 EPDM DN160	471.51
-----------------	---	--------

TUBOS AÇO INOX AISI 316 AÇO 200MM

013041062002000	TUBO AÇO INOX AISI 316 L2000 EPDM DN200	451.03
-----------------	---	--------

013041062003000	TUBO AÇO INOX AISI 316 L3000 EPDM DN200	656.00
-----------------	---	--------

013041062501000	TUBO AÇO INOX AISI 316 L1000 EPDM DN250	512.52
-----------------	---	--------

013041062503000	TUBO AÇO INOX AISI 316 L3000 EPDM DN250	1332.5
-----------------	---	--------

013041063151000	TUBO AÇO INOX AISI 316 L1000 EPDM DN315	983.97
-----------------	---	--------

013041063152000	TUBO AÇO INOX AISI 316 L2000 EPDM DN315	1789.1
-----------------	---	--------

013041063153000	TUBO AÇO INOX AISI 316 L3000 EPDM DN315	2638.8
-----------------	---	--------

SISTEMAS PE-SILENT/PLUVIA/PEAD GEBE**ABRACADEIRAS PE DB20****ABRACAD.SUPER P/TUBO C/PORCA ROSC.M8/M10**

01623705125	368832002 ABRAÇAD.SUPER C/POR.ROSC.M8/10	2.40
-------------	--	------

ACESSORIOS P/FIXAÇÃO**CAVILHAS PLUVIA**

01624607001	362865261 CAVILHA PLUVIA	0.60
-------------	--------------------------	------

ELEMENTOS DE SUSPENSÃO AÇO GALV.P/TUBO Q

01624603001	362862261 ELEMENTO SUSP.M10 PLUVIA	1.30
-------------	------------------------------------	------

TUBOS RAIL PLUVIA EM AÇO GALV.QUADRARADO

01624602001	362863261 TUBO RAIL PLUVIA QUAD.(5MTS)	4.40
-------------	--	------

UNIOES GALV.P/TUBO QUADRADO C/ROSCA M10

01624604001	362864261 UNIAO GALV.P/TUBO QUAD.	3.70
-------------	-----------------------------------	------

ACESSORIOS PLUVIA**ACESSORIOS P/RALOS PLUVIA**

0162491201	240493161 CORPO RALO GEBERIT PLUVIA	9.80
------------	-------------------------------------	------

0162491202	359064001 CONJ.EMERG.P/RALO PLUVIA 12L/S	29.30
------------	--	-------

0162491203	359065001 CONJ.EMERG.RALO PLU.METAL12L/S	28.35
------------	--	-------

0162491204	242610001 VEDANTE P/RALO GEBERIT	21.70
------------	----------------------------------	-------

0162491205	242760001 FLANGE DE FIXAÇÃO P/R.DRENAG	60.70
------------	--	-------

0162491206	242611001 CONJ.PORCAS P/RALO GEBERIT	7.80
------------	--------------------------------------	------

0162491207	242761001 FLANGE FIXAÇÃO P/RALO GEBERIT	72.80
------------	---	-------

0162491208	359124001 ANEL P/GRAVILHA GEBERIT PLUVIA	40.90
------------	--	-------



0162491210	359126001 APLICACAO REDUCAO NIVEL SOM GEBERIT	129.10
DISCOS		
0162490201	240236001 DISCO ENTRADA	17.70
0162490202	240238001 DISCO DE PROTECCAO	11.60
0162490290	359567001 ANEL DE GRAVILHA	46.60
GRELHAS DE ACABAMENTO		
0162491010	359041001 GRELHA RALO DERNAGEM PLUVIA	62.60
PLACA DE ASSENTAMENTO		
01624903001	240239001 PLACA DISTRIBUICAO GEBERIT	57.50
REGISTOS CORTA FOGO PLUVIA		
01624916090	348302001 REGISTO CORTA FOGO 90	46.70
01624916110	348303001 REGISTO CORTA FOGO 110	49.30
01624916125	348304001 REGISTO CORTA FOGO 125	64.80
01624916160	348305001 REGISTO CORTA FOGO 160	80.40
01624916RS90	348300001 REGIS.CORTA FOGO RS90 PLUS EN	38.90
RESISTENCIAS GEBERIT PLUVIA		
0162491501	359971001 RESISTENCIA 230V/16W GEBERIT	113.50
TUBO DE PROLONGAMENTO		
01624904315	240240001 TUBO PROLONGADOR 315 GEBERIT	52.10
VALVULAS DE ADMISSAO DE AR		
01624909001	359900001 VALV. ADMISSAO AR d.50-63	34.80
0162490904	359900001 VALV.ADMISSAO AR D.50-63	34.80
0162490905	305900001 VALV. ADMISSAO AR d.56-63	31.40
0162490912	307006001 VALV. ADMISSAO AR 75/110	60.80
0162490913	310006001 VALV. ADMISSAO AR GRB90	64.10
ADAPTADORES EM PE P/		
ACESSORIOS P/ADAPTADAORES GEBERIT		
01621610048050	359424002 ABRAÇADEIRA PE d.48-50	8.50
01621610075	359432002 ABRAÇADEIRA PE d.75	10.30
01621610075076	359433002 ABRAÇADEIRA PE d.75-76	10.30
01621610089090	359438002 ABRAÇADEIRA PE d.89-90	10.90
01621610108110	359441002 ABRAÇADEIRA PE d.108-110	11.50
01621610125	359443002 ABRAÇADEIRA PE d.125	18.10
01621610160	359449002 ABRAÇADEIRA PE d.159-160	30.80
01621610210	359451002 ABRAÇADEIRA PE d.210 AÇO INOX	58.60
ADAPTADORES EM PE P/FLANGES GEBERIT		
01621601063	364744161 ADAPTADOR PE P/FLANGE 63	9.40
01621601110	367744161 ADAPTADOR PE P/FLANGE 110	12.80
01621601160	369744161 ADAPTADOR PE P/FLANGE 160	24.20
01621601250	371744161 ADAPTADOR PE P/FLANGE 250	64.50
01621601315	372744161 ADAPTADOR PE P/FLANGE 315	155.80
ADAPTADORES PE COM ROSCA FEMEA GEBERIT		
0162160204	361719161 ADAPTADOR PE C/ROSC.FEM.50X1/2	13.50
0162160209	361726161 ADAPTADOR PE C/ROSC.MA.50X11/4	13.50
01621602200	370744161 ADAPTA.GEBERIT PE P/FLANGE200	36.30
BANDAS ELECTROSOLD.P		
BANDAS ELECTROSOLD.P/PONTO FIXO PLUVIA		
01624301050	361776161 BANDA ELECTROSOLD.P/P.FIXO 50	7.80
01624301056	363776161 BANDA ELECTROSOLD.P/P.FIXO 56	7.80
01624301063	364776161 BANDA ELECTROSOLD.P/P.FIXO 63	7.80
01624301075	365776161 BANDA ELECTROSOLD.P/P.FIXO 75	8.30
01624301090	366776161 BANDA ELECTROSOLD.P/P.FIXO 90	9.40
01624301110	367776161 BANDA ELECTROSOLD.P/P.FIXO 110	10.40
01624301125	368776161 BANDA ELECTROSOLD.P/P.FIXO 125	13.70
01624301160	369776161 BANDA ELECTROSOLD.P/P.FIXO 160	15.20
01624301200	370776161 BANDA ELECTROSOLD.P/P.FIXO 200	16.10
01624301250	371776161 BANDA ELECTROSOLD.P/P.FIXO 250	22.00



01624301315	372776161 BANDA ELECTROSOLD.P/P.FIXO 315	36.70
-------------	--	-------

CANHOES E GOLA SANIT**CANHOES E GOLA SANITA**

01621001090	366898161 GOLA SANITA CHAO 90	4.05
01621001110	367898161 GOLA SANITA CHAO 110	4.60

CURVAS PEAD GEBRIT**CURVAS 45° COM RAI0 GRANDE PEAD GEBERIT**

01620304200	370045161 CURVA 45° COM RAI0 GRANDE 200	35.00
01620304250	371045161 CURVA 45° COM RAI0 GRANDE 250	56.40
01620304315	372045161 CURVA 45° COM RAI0 GRANDE 315	71.20

CURVAS 90° C/TUBO CURVO COMP.GEBERIT

01620309075	365051161 CURVA 90. PEAD 75MM	9.40
-------------	-------------------------------	------

CURVAS 90° COM RAI0 GRANDE PEAD GEBERIT

0162030501	370055161 CURVA 90G C/RAIO GRDE 200MM	69.70
01620305250	371055161 CURVA 90° C/RAIO GRDE 250MM	132.90
01620305315	372055161 CURVA 90° C/RAIO GRDE 315MM	170.50

CURVAS 90° DE RAI0 GRANDE ALARG.P/UNIAO

01620307056	363051161 CURVA 90° RAI0 GRANDE 56	7.40
01620307110	367051161 CURVA 90G C/RAIO GRDE 110MM	12.80

CURVAS 90° PEAD GEBERIT

01620308032	379055161 CURVA 90. PEAD 32 MM	1.10
01620308040	360055161 CURVA 90. PEAD 40MM	1.20
01620308050	361055161 CURVA 90. PEAD 50MM	1.30
01620308056	363055161 CURVA 90. PEAD 56MM	1.90
01620308063	364055161 CURVA 90. PEAD 63MM	2.10
01620308075	365055161 CURVA 90. PEAD 75MM	3.30
01620308090	366055161 CURVA 90. PEAD 90MM	5.30
01620308110	367055161 CURVA 90. PEAD 110MM	5.30
01620308125	368055161 CURVA 90. PEAD 125MM	7.50
01620308160	369055161 CURVA 90. PEAD 160MM	18.20

CURVAS DESCARGA 88.5° P/SANIT.GEBERIT PE

01620310100	367880161 CURVA DESC.88.5 P/SANITA CHAO	12.50
-------------	---	-------

CURVAS DUPLAS P/SANITA SUSP.PE

01620311100	367923161 CURVA DUPLA 90.P/SANITA SUSP.PE	64.80
-------------	---	-------

CURVAS/JOELHOS 45° PEAD GEBERIT

01620303040	360045161 CURVA/JOELHO 45.PEAD 40	1.20
01620303050	361045161 CURVA/JOELHO 45.PEAD 50	1.20
01620303056	363045161 CURVA/JOELHO 45.PEAD 56	2.10
01620303063	364045161 CURVA/JOELHO 45.PEAD 63	2.10
01620303075	365045161 CURVA/JOELHO 45.PEAD 75	3.30
01620303090	366045161 CURVA/JOELHO 45.PEAD 90	4.40
01620303110	367045161 CURVA/JOELHO 45.PEAD 110	4.70
01620303125	368045161 CURVA/JOELHO 45.PEAD 125	6.50
01620303160	369045161 CURVA/JOELHO 45.PEAD 160	14.80

DIVERSOS**FITA ISOLAMENTO ISOL**

0162380201	300021001 FITA ISOLAMENTO ISOL 12MM	29.77
0162380202	300007002 FITA ISOLAMENTO SILENT db20	4.40

MANGAS ISOLAMENTO P/RED.RUIDO GEBERIT

01623803056	305921001 MANGA ISOLAM.P/RED.RUIDO 56/63	2.40
01623803063	306921001 MANGA ISOLAM.P/RED.RUIDO 63/75	2.50
01623803075	307921001 MANGA ISOLAM.P/RED.RUIDO 75/90	2.50
01623803090	308921001 MANGA ISOLA.P/RED.RUIDO 90/110	3.10
01623803110	310921001 MANGA ISOL.P/RED.RUIDO 110/135	3.30
01623803135	312921001 MANGA ISOLAM.P/RED.RUIDO 135	3.70

FIXACOES PLUVIA**ABRAÇADEIRAS EM AÇO P/PLUVIA**

+351 244 800 160
+351 244 802 323



geral@canalcentro.pt
info@canalcentro.pt



R. do Bailadouro s/nº,
2410-211 Pousos



01624105040	360861001 ABRAÇADEIRA AÇO P/PLUVIA 40	2.10
01624105050	361861001 ABRAÇADEIRA AÇO P/PLUVIA 50	2.30
01624105056	363861001 ABRAÇADEIRA AÇO P/PLUVIA 56	2.40
01624105063	364861001 ABRAÇADEIRA AÇO P/PLUVIA 63	2.60
01624105075	365861001 ABRAÇADEIRA AÇO P/PLUVIA 75	2.70
01624105090	366861001 ABRAÇADEIRA AÇO P/PLUVIA 90	3.00
01624105110	367861001 ABRAÇADEIRA AÇO P/PLUVIA 110	3.10
01624105125	368861001 ABRAÇADEIRA AÇO P/PLUVIA 125	3.30
01624105250	371862001 ABRAÇADEIRA AÇO P/PLUVIA 250	20.70
ABRAÇADEIRAS EM AÇO P/RAIL P/P.FIXO GEBE		
01624106160	369861001 ABRAÇA.AÇO P/RAIL P/P.FIXO 160	3.70
01624106200	370861261 ABRAÇA.AÇO P/RAIL P/P.FIXO 200	5.90
ABRAÇADEIRAS M10 PLUVIA GEBERIT		
01624101040	360843002 ABRAÇADEIRA M10 40MM	2.10
01624101050	361843002 ABRAÇADEIRA M10 50MM	2.40
01624101056	363843002 ABRAÇADEIRA M10 56MM	2.40
01624101063	364843002 ABRAÇADEIRA M10 63MM	2.40
01624101075	365843002 ABRAÇADEIRA M10 75MM	2.60
01624101090	366843002 ABRAÇADEIRA M10 90MM	2.80
01624101110	367843002 ABRAÇADEIRA M10 110MM	2.80
01624101125	368843002 ABRAÇADEIRA M10 125MM	3.30
01624101160	369843002 ABRAÇADEIRA M10 160MM	4.10
ABRAÇADEIRAS M8/M10 PLUVIA GEBERIT		
01624100040	360832002 ABRAÇADEIRA SUPER M8/10 40	1.70
01624100050	361832002 ABRAÇADEIRA SUPER M8/10 50	1.80
ABRAÇADEIRAS P/ PONTO FIXO PLUVIA		
01624107250	371861001 ABRAÇADEIRA P/PONTO FIXO 250	40.70
01624107315	372861001 ABRAÇADEIRA P/PONTO FIXO 315	121.10
ABRAÇADEIRAS P/RAIL PLUVIA		
01624104001	363863001 RAIL P/FIXA.PLUVIA (250 A 315)	13.40
01624104002	363864001 LIGAÇÃO AO RAIL REF.363863261	28.60
01624104003	363862001 CONJ.P/FIXAÇÃO ROS.M10 P/36386	2.30
ABRAÇADEIRAS R 1" PLUVIA		
01624103200	370840001 ABRAÇADEIRA R1" 200	13.00
01624103250	371840001 ABRAÇADEIRA R1" 250	13.80
01624103315	372840001 ABRAÇADEIRA R1" 315	15.20
ABRAÇADEIRAS R 1/2" P/TUBOS DIAM.40-160M		
01624102040	360841002 ABRAÇADEIRA R 1/2 40MM	2.20
01624102050	361841002 ABRAÇADEIRA R 1/2 50MM	2.60
01624102056	363841002 ABRAÇADEIRA R 1/2 56MM	3.00
01624102063	364841002 ABRAÇADEIRA R 1/2 63MM	3.00
01624102075	365841002 ABRAÇADEIRA R 1/2 75MM	3.00
01624102090	366841002 ABRAÇADEIRA R 1/2 90MM	3.10
01624102110	367841002 ABRAÇADEIRA R 1/2 110MM	3.10
01624102125	368841002 ABRAÇADEIRA R 1/2 125MM	3.60
01624102160	369841002 ABRAÇADEIRA R 1/2 160MM	4.40
CONJUNTOS PLUVIA SERIE 7 PRA DRENAGEM		
0162412110	358012001 PARAFUSO ANTI TEMPESTADE	43.70
PLACAS DE FIXAÇÃO PLUVIAFIX		
0162412001	362851261 PLACA FIXAÇÃO PLUVIAFIX	3.30
FLANGES DE FIXAÇÃO P		
FLANGES DE FIXAÇÃO PLUVIA		
01624401001	362837261 FLANGE FIXAÇÃO C/PORCA M10	4.40
01624401002	362839261 FLANGE FIXAÇÃO 1/2	4.40
FLANGES REVESTIDAS G		
CONJ.PARAFUSOS P/FLANGES GALVAN.GEBERI		
01621506160200	369743261 CONJ.PARAF.P/FLANG.GALV.M20X90	3.80



FLANGES AÇO PE GEBERIT

01621503110	367745001 FLANGE AÇO PE 110	19.70
01621503160	369745001 FLANGE AÇO PE 160	32.50

FLANGES CEGAS REVESTIDAS

01621502250	371748001 FLANGE CEGA REVESTIDA 250	94.20
01621502315	372748001 FLANGE CEGA REVESTIDA 315	132.80

FLANGES REVESTIDAS

01621501250	371745001 FLANGE REVESTIDA 250	60.00
01621501315	372745001 FLANGE REVESTIDA 315	87.35

FORQUILHAS PEAD GEBE**FORQUILHAS 45° PEAD GEBERIT**

01620501032032	379108161 FORQ.45.PEAD 32/32	2.50
01620501040040	360109161 FORQ.45.PEAD 40/40	2.50
01620501050040	361109161 FORQ.45.PEAD 50/40	2.70
01620501050050	361112161 FORQ.45.PEAD 50/50	3.40
01620501056050	363112161 FORQ.45.PEAD 56/50	3.40
01620501056056	363115161 FORQ.45.PEAD 56/56	3.40
01620501063040	364109161 FORQ.45.PEAD 63/40	3.80
01620501063050	364112161 FORQ.45.PEAD 63/50	3.80
01620501063056	364115161 FORQ.45.PEAD 63/56	3.80
01620501063063	364120161 FORQ.45.PEAD 63/63	3.80
01620501075040	365109161 FORQ.45.PEAD 75/40	5.60
01620501075050	365112161 FORQ.45.PEAD 75/50	4.70
01620501075056	365115161 FORQ.45.PEAD 75/56	4.70
01620501075063	365120161 FORQ.45.PEAD 75/63	4.70
01620501075075	365125161 FORQ.45.PEAD 75/75	4.70
01620501090040	366109161 FORQ.45.PEAD 90/40	5.70
01620501090050	366112161 FORQ.45.PEAD 90/50	5.70
01620501090056	366115161 FORQ.45.PEAD 90/56	6.70
01620501090063	366120161 FORQ.45.PEAD 90/63	5.90
01620501090075	366125161 FORQ.45.PEAD 90/75	6.70
01620501090090	366130161 FORQ.45.PEAD 90/90	5.70
01620501110040	367109161 FORQ.45.PEAD 110/40	6.90
01620501110050	367112161 FORQ.45.PEAD 110/50	6.90
01620501110056	367115161 FORQ.45.PEAD 110/56	6.90
01620501110063	367120161 FORQ.45.PEAD 110/63	6.90
01620501110075	367125161 FORQ.45.PEAD 110/75	6.90
01620501110090	367130161 FORQ.45.PEAD 110/90	6.90
01620501110110	367135161 FORQ.45.PEAD 110/110	6.90
01620501125063	368120161 FORQ.45.PEAD 125/63	10.10
01620501125075	368125161 FORQ.45.PEAD 125/75	10.10
01620501125090	368130161 FORQ.45.PEAD 125/90	10.10
01620501125110	368135161 FORQ.45.PEAD 125/110	10.10
01620501125125	368139161 FORQ.45.PEAD 125/125	10.70
01620501160075	369125161 FORQ.45.PEAD 160/75	33.10
01620501160090	369130161 FORQ.45.PEAD 160/90	33.10
01620501160110	369135161 FORQ.45.PEAD 160/110	33.10
01620501160125	369139161 FORQ.45.PEAD 160/125	33.10
01620501160160	369145161 FORQ.45.PEAD 160/160	33.10
01620501200075	370125161 FORQ.45° PEAD 200/75	61.80
01620501200110	370135161 FORQ.45.PEAD 200/110	61.80
01620501200125	370139161 FORQ.45.PEAD 200/125	61.80
01620501200160	370145161 FORQ.45.PEAD 200/160	61.80
01620501200200	370146161 FORQ.45.PEAD 200/200	64.10
01620501250110	371135161 FORQ.45.PEAD 250/110	88.60
01620501250125	371139161 FORQ.45.PEAD 250/125	88.00
01620501250160	371145161 FORQ.45.PEAD 250/160	88.60
01620501250200	371146161 FORQ.45.PEAD 250/200	88.60
01620501250250	371147161 FORQ.45.PEAD 250/250	89.90



01620501315110	372135161 FORQ.45.PEAD 315/110	115.50
01620501315160	372145161 FORQ.45.PEAD 315/160	115.50
01620501315250	372147161 FORQ.45.PEAD 315/250	115.50
01620501315315	372148161 FORQ.45.PEAD 315/315	240.70

FORQUILHAS 88 1/2 PEAD GEBERIT

01620502032032	379158161 FORQ.88 1/2 PEAD 32/32	2.50
01620502040032	360158161 FORQ.88 1/2 PEAD 40/32	3.00
01620502040040	360159161 FORQ.88 1/2 PEAD 40/40	2.50
01620502050040	361159161 FORQ.88 1/2 PEAD 50/40	2.70
01620502050050	361162161 FORQ.88 1/2 PEAD 50/50	2.70
01620502056050	363162161 FORQ.88 1/2 PEAD 56/50	3.40
01620502056056	363165161 FORQ.88 1/2 PEAD 56/56	3.40
01620502063063	364170161 FORQ.88 1/2 PEAD 63/63	3.80
01620502075040	365159161 FORQ.88 1/2 PEAD 75/40	5.60
01620502075050	365162161 FORQ.88 1/2 PEAD 75/50	4.70
01620502075056	365165161 FORQ.88,5 PEAD 75/56	4.70
01620502075075	365175161 FORQ.88 1/2 PEAD 75/75	4.70
01620502090040	366159161 FORQ.88 1/2 PEAD 90/40	5.70
01620502090050	366162161 FORQ.88 1/2 PEAD 90/50	5.70
01620502090075	366175161 FORQ.88 1/2 PEAD 90/75	5.70
01620502090090	366180161 FORQ.88 1/2 PEAD 90/90	5.70
01620502110040	367159161 FORQ.88 1/2 PEAD 110/40	7.00
01620502110050	367162161 FORQ.88 1/2 PEAD 110/50	6.90
01620502110056	367165161 FORQ.88 1/2 PEAD 110/56	6.90
01620502110075	367175161 FORQ.88 1/2 PEAD 110/75	6.60
01620502110090	367180161 FORQ.88 1/2 PEAD 110/90	6.90
01620502110110	367185161 FORQ.88 1/2 PEAD 110/110	6.90
01620502125050	368162161 FORQ.88 1/2 PEAD 125/50	10.10
01620502125063	368170161 FORQ.88 1/2 PEAD 125/63	10.10
01620502125075	368175161 FORQ.88 1/2 PEAD 125/75	10.10
01620502125090	368180161 FORQ.88 1/2 PEAD 125/90	10.10
01620502125110	368185161 FORQ.88 1/2 PEAD 125/110	10.10
01620502125125	368189161 FORQ.88 1/2 PEAD 125/125	10.10
01620502160075	369175161 FORQ.88 1/2 PEAD 160/75	33.10
01620502160110	369185161 FORQ.88 1/2 PEAD 160/110	33.10
01620502160125	369189161 FORQ.88 1/2 PEAD 160/125	33.10
01620502200110	370185161 FORQ.88 1/2 PEAD 200/110	61.80
01620502200160	370195161 FORQ.88 1/2 PEAD 200/160	61.80
01620502250110	371185161 FORQ.88 1/2 PEAD 250/110	88.60
01620502250250	371197161 FORQ.88 1/2 PEAD 250/250	88.60
01620502315200	372196161 FORQ.88 1/2 PEAD 315/200	115.50

**FORQUILHAS 911/2(ENTRADA EM CURVA 88 1/2**

01620510110	367163161 FORQUILHA C/ENT.CURVA 88 1/2	6.90
-------------	--	------

FORQUILHAS BIFURCADAS 30° GEBERIT

01620514075056	365465161 FORQ.BIFURCADA DUP.30. 75/56 G	6.05
01620514110110	367481161 FORQ.BIFURCADA DUP.30.110/110	9.48

FORQUILHAS BIFURCADAS 60° GEBERIT

01620508050050	361462161 FORQUILHA BIFURCADA 60° 50/50	3.61
01620508056050	363462161 FORQUILHA BIFURCADA 60° 56/50	4.64
01620508110090	367480161 FORQUILHA BIFURCADA 60° 110/90	9.42

FORQUILHAS DUPLAS 45°

01620509110	367235161 FORQUILHA DUPLA A 45° 110	13.39
-------------	-------------------------------------	-------

FORQUILHAS ESF.DUPLA 88 1/2/180°

01620507090	366280161 FORQUILHA ESF.180° 90/90	17.97
-------------	------------------------------------	-------

FORQUILHAS ESF.DUPLA 88 1/2/180° PEAD

01620503063	364270161 FORQ.ESF.DUP.881/2 /180° 63	15.34
01620503075	365275161 FORQ.ESF.DUP.881/2 /180° 75	15.34
01620503090	366280161 FORQ.ESF.DUP.881/2 /180° 90	17.97



01620503110	367285161 FORQ.ESF.DUP.881/2 /180° 110	24.20
01620503110090	367280161 FORQ.ESF.DUP.881/2 180° 110/90	20.16
01620503125110	368285161 FORQ.ESF.DUP.881/2 180°125/110	32.30

FORQUILHAS ESF.DUPLA 88 1/2/90°

01620504063	364320161 FORQ. ESF.DUP.881/2 90° 63	15.34
01620504075	365325161 FORQ. ESF.DUP.81/2 90° 75	15.34
01620504090	366330161 FORQ. ESF.DUP.881/2 90° 90	17.97
01620504110	367335161 FORQ. ESF.DUP.881/2 90° 110	24.20
01620504110090	367330161 FORQ. ESF.DUP.881/2 90° 110/90	20.16
01620504125110	368335161 FORQ. ESF.DUP.881/2 90°125/110	32.30

FORQUILHAS ESF.MULT.88,5, 3 LIGAÇÕES 135

01620511125	368600161 FORQUILHA ESF.MULT.88.5, 3LIG.	38.00
-------------	--	-------

FORQUILHAS ESF.MULT.88,5, 3 LIGAÇÕES 90

01620512125110	368605161 FORQ.ESF.MULT.88.5 3LI 125/110	38.00
----------------	--	-------

FORQUILHAS ESF.MULT.90°

016205060125	368610161 FORQ.ESF.MULT.4 ENT.90° 125	42.00
--------------	---------------------------------------	-------

FORQUILHAS SOVENT C/6 LIGAÇÕES GEBERIT

01620513110110	367614161 FORQ.C/VENT.6 LIGACOES 110	48.60
01620513160110	369001161 FORQ.C/VENT.6 LIG.160X110X75	69.90

JOELHOS PEAD GEBERIT**JOELHOS 88 1/2 PEAD GEBERIT**

01620401050	361088161 JOELHO 88 1/2 50	1.15
01620401056	363088161 JOELHO 88 1/2 56	1.75
01620401063	364088161 JOELHO 88 1/2 63	1.85
01620401075	365088161 JOELHO 88 1/2 75	2.75
01620401090	366088161 JOELHO 88 1/2 90	4.12
01620401110	367088161 JOELHO 88 1/2 110	4.30
01620401125	368088161 JOELHO 88 1/2 125	6.85
01620401160	369088161 JOELHO 88 1/2 160	15.85

JUNTAS PEAD GEBERIT**JUNTAS DE ABOCARDAR C/ORING PEAD GEBERIT**

01620700040	360779163 JUNTA ABOCARDAR PE C/ORING 40	2.30
01620700075	365779163 JUNTA ABOCARDAR PE C/ORING 75	4.30
01620700090	366779163 JUNTA ABOCARDAR PE C/ORING 90	5.20
01620700110	367779163 JUNTA ABOCARDAR PE C/ORING 110	5.70
01620701040	360779161 JUNTA ABOCARDAR PEAD 40	2.30
01620701050	361779161 JUNTA ABOCARDAR PEAD 50	2.30
01620701056	363779161 JUNTA ABOCARDAR PEAD 56	3.70
01620701075	365779161 JUNTA ABOCARDAR PEAD 75	4.30
01620701090	366779161 JUNTA ABOCARDAR PEAD 90	5.50
01620701110	367779161 JUNTA ABOCARDAR PEAD 110	5.70
01620701125	368779161 JUNTA ABOCARDAR PEAD 125	9.80
01620701160	369779161 JUNTA ABOCARDAR PEAD 160	16.20

JUNTAS DE DILATAÇÃO PEAD GEBERIT

01620702040	360700161 JUNTA DILATAÇÃO 40MM PEAD	7.60
01620702050	361700161 JUNTA DILATAÇÃO 50MM PEAD	8.20
01620702056	363700161 JUNTA DILATAÇÃO 56MM PEAD	8.90
01620702063	364700161 JUNTA DILATAÇÃO 63MM PEAD	9.50
01620702075	365700161 JUNTA DILATAÇÃO 75MM PEAD	7.50
01620702090	366700161 JUNTA DILATAÇÃO 90MM PEAD	7.70
01620702110	367700161 JUNTA DILATAÇÃO 110MM PEAD	8.10
01620702125	368700161 JUNTA DILATAÇÃO 125MM PEAD	13.50
01620702160	369700161 JUNTA DILATAÇÃO 160MM PEAD	22.90
01620702200	370700161 JUNTA DILATAÇÃO 200MM PEAD	102.00
01620702250	371700161 JUNTA DILATAÇÃO 250MM PEAD	155.80
01620702315	372700161 JUNTA DILATAÇÃO 315MM PEAD	281.90

JUNTAS ROSCADA COMPLETA

01620704040	360740161 JUNTA ROSCADA C/TAMPA 40	3.20
-------------	------------------------------------	------



01620704056	363740161 JUNTA ROSCADA C/TAMPA 56	5.20
01620704063	364740161 JUNTA ROSCADA C/TAMPA 63	5.40
01620704110	367740161 JUNTA ROSCADA C/TAMPA 110	9.40

JUNTAS UNIAO TRANSIÇÃO C/ORING

01620703001	367928161 UNIAO TRANS.C/ORING 90/110	5.36
-------------	--------------------------------------	------

PLACAS DE FIXAÇÃO PL**PLACAS DE FIXAÇÃO PLUVIA**

01624501001	362826261 PLACA FIXAÇÃO PLUVIA 1/2	3.40
01624501003	362828261 PLACA FIXAÇÃO PLUVIA 1"	4.20

PONTAS DE GAS GEBERI**PONTAS ROSCADAS DE GAS MACHO**

01621901075	365729161 PONTA ROSC.GAS MACHO 75	22.90
-------------	-----------------------------------	-------

RALOS DE PAVIMENTO**RALO DE PAVIMENTO EM AÇO INOX**

0162481001	152325001 RALO CASA 60X1/8	53.99
------------	----------------------------	-------

RALO DE PAVIMENTO EM PP REGULAVEL EM ALT

01624803050	361620001 RALO PAVIMENTO PP REGUL.ALT.	24.72
-------------	--	-------

REDUÇÕES PEAD GEBERI**REDUÇÕES CONCENTRICAS PEAD GEBERIT**

01620201040032	360557161 RED.CONCENTRICA PEAD 40/32	1.40
01620201050032	361557161 RED.CONCENTRICA PEAD 50/32	1.00
01620201056040	363559161 RED.CONCENTRICA PEAD 56/40	1.13
01620201056050	363560161 RED.CONCENTRICA PEAD 56/50	1.24
01620201063040	364559161 RED.CONCENTRICA PEAD 63/40	1.20
01620201063056	364565161 RED.CONCENTRICA PEAD 63/56	1.30
01620201110050	367560161 RED.CONCENTRICA PEAD 110/50	2.37
01620201110090	367580161 RED.CONCENTRICA PEAD 110/90	2.58
01620201125110	368585161 RED.CONCENTRICA PEAD 125/110	5.70

REDUÇÕES EXCENTRICAS LONGA PEAD GEBERIT

01620203125110	368584161 REDUÇÃO EXCENT.LONGA 125X110	11.40
01620203160125	369587161 REDUÇÃO EXCENT.LONGA 160X125	35.60
01620203200110	370584165 REDUÇÃO EXCENT.LONGA 200X110	49.00
01620203200125	370587165 REDUÇÃO EXCENT.LONGA 200X125	49.00
01620203200160	370594165 REDUÇÃO EXCENT.LONGA 200X160	49.00
01620203250	371596161 REDUÇÃO EXCENT.LONGA 250X200	73.90
01620203315200	372596161 REDUÇÃO EXCENT.LONGA 315X200	87.30
01620203315250	372598161 REDUÇÃO EXCENT.LONGA 315X250	94.00

REDUÇÕES EXCENTRICAS PEAD GEBERIT

01620202050040	361558161 RED.EXCENTRICA PEAD 50/40	1.00
01620202056040	363558161 RED.EXCENTRICA PEAD 56/40	1.30
01620202056050	363561161 RED.EXCENTRICA PEAD 56/50	1.30
01620202063040	364558161 RED.EXCENTRICA PEAD 63/40	1.40
01620202063050	364561161 RED.EXCENTRICA PEAD 63/50	1.30
01620202063056	364566161 RED.EXCENTRICA PEAD 63/56	1.30
01620202075040	365558161 RED.EXCENTRICA PEAD 75/40	1.20
01620202075050	365561161 RED.EXCENTRICA PEAD 75/50	1.20
01620202075056	365566161 RED.EXCENTRICA PEAD 75/56	1.40
01620202075063	365571161 RED.EXCENTRICA PEAD 75/63	1.30
01620202090050	366561161 RED.EXCENTRICA PEAD 90/50	2.00
01620202090056	366566161 RED.EXCENTRICA PEAD 90/56	2.00
01620202090063	366571161 RED.EXCENTRICA PEAD 90/63	2.00
01620202090076	366576161 RED.EXCENTRICA PEAD 90/75	2.00
01620202110040	367558161 RED.EXCENTRICA PEAD 110/40	2.10
01620202110050	367561161 RED.EXCENTRICA PEAD 110/50	1.90
01620202110056	367566161 RED.EXCENTRICA PEAD 110/56	1.90
01620202110063	367571161 RED.EXCENTRICA PEAD 110/63	1.90
01620202110075	367576161 RED.EXCENTRICA PEAD 110/75	1.90
01620202110090	367581161 RED.EXCENTRICA PEAD 110/90	2.10



01620202125050	368561161	RED.EXCENTRICA PEAD 125/50	6.70
01620202125056	368566161	RED.EXCENTRICA PEAD 125/56	6.70
01620202125063	368571161	RED.EXCENTRICA PEAD 125/63	6.70
01620202125075	368576161	RED.EXCENTRICA PEAD 125/75	6.70
01620202125090	368581161	RED.EXCENTRICA PEAD 125/90	6.70
01620202125110	368586161	RED.EXCENTRICA PEAD 125/110	6.70
01620202160110	369586161	RED.EXCENTRICA PEAD 160/110	6.20
01620202160125	369588161	RED.EXCENTRICA PEAD 160/125	6.20

RESSALTOS DE FIXACAO**RESSALTOS DE FIXAÇÃO DUPLO PLUVIA**

01624201315	372751161	RESSALTO FIXAÇÃO DUPLO 315	77.90
-------------	-----------	----------------------------	-------

RESSALTOS FIXACAO GE**RESSALTOS DE FIXAÇÃO DUPLO GEBERIT**

01621801200	370751161	RESSALTO DUPLO 200 GEBERIT	40.30
01621801250	371751161	RESSALTO DUPLO 250 GEBERIT	56.40

SISTEMA DRENAGEM AGU**CONJUNTOS PROLONGAMENTO GEBERIT PLUVIA**

0162402301	359635001	CONJ.PROLONGAM.TRANSIT.PLUVIA	176.80
------------	-----------	-------------------------------	--------

FLANGE EM AÇO INOX

01624019001	359568001	FLANGE INOX P/RALO PLU.SERIE 7	205.90
-------------	-----------	--------------------------------	--------

PLACA COORDENAÇÃO UNIV. P/PLUVIA

01624017001	359560001	PLACA COORD.UNIV.R.PLUV.S.7 56	55.60
01624017002	359119001	PLACA COORDEN.UNIV.ACO INOX	65.20

PLACA DE COORDENAÇÃO P/CALEIRA

01624016001	359554001	PLACA COORD.C/CALEIRA S7 ACO	42.23
01624016004	359564001	PLACA COORD.C/CALEIRA S7 ZINCO	74.98

PLACA DE COORDENAÇÃO P/PLUVIA SERIE 7

01624018003	359579001	PLACA COORD S.7 P/PVC SIKAPLAN	49.50
01624018005	359591001	PLACA COORD.P/RALO 12 LTS	49.50
01624018010	359121001	PLACA COORD BETUME SOPRALEN	48.30

PLACAS IMPERMEABILIZACAO PLU RO DAF GEBE

0162402101	359006251	PLACA IMPERMEABILIZ.PLU RO RAF	38.00
------------	-----------	--------------------------------	-------

RALO PLUV.SERIE 7 C/ISOLAMENTO

01624009001	359036001	CONJ.P/RALO EMERG.19L GEBERIT	63.50
01624009002	359114001	RALO EMERGENCIA GEBERIT PLUVIA	57.40
01624009003	359037001	RALO P/ DRENAG COBERT. GEBERIT	96.60
01624009004	359118001	RALO P/DRENAG.COBERT.PLUV.9L	70.80
01624009006	359111001	RALO P/DRENAG.COBERT.PLUV.12L	111.30
01624009007	359108001	RALO P/DRENAG.COBERT.PLUV.12L	103.90
01624009008	359107001	RALO P/DREN.COBERT.PLUV.12L/S	58.70
01624009009	359112001	RALO P/DRENAG.COBERT.PLUV.12L	159.80
0162400909	359105001	RALO P/DREN.COBERT.PLUV.12L/S	137.60
0162400910	359098001	RALO P/DREN.COBERT.PLUV.25L/S	199.80
0162400911	359099001	RALO P/DREN.COBERT.PLUV.25L/S	184.70

RALO PLUV.SERIE 7 P/DECK P/IMPERIALIZ.

01624005001	359571001	RALO PLUVIA S.7 P/IMPERMEAZ.	90.90
-------------	-----------	------------------------------	-------

RALO PLUV.SERIE 7 P/DECK S/P.COORDENAÇÃO

01624007001	359563001	RALO PLUVIA S.7 S/PLACA COORD.	81.47
0162400701	359032001	RALO SIF.12LT C/FL.P/CAL.PLUV.	153.60
0162400702	359034001	RALO SIF.19LT C/FL.P/CAL.PLUV.	144.50

RALO PLUV.SERIE 7 PLUS P/IMPERMEAB.BETUN

0162401301	359573001	RALO PLUVIA S.7 PLUS P/IMPER.B	253.60
------------	-----------	--------------------------------	--------

RALO PLUV.SERIE 7 ZONAS TRANSITAVEIS

0162401101	359562001	RALO PLUVIA S.7 Z.TRANSITAVEIS	319.40
------------	-----------	--------------------------------	--------

RALO PLUVIA DE COBERTURA 25L DAF

0162401501	359012001	RALO PLUVIA 25L/S DAF GEBERIT	283.30
------------	-----------	-------------------------------	--------



RALO PLUVIA SERIE 7 C/GRELHA

01624004001	359551001 RALO PLUVIA S.7 C/GRELHA	64.80
01624004002	359561001 GRELHA COMPL.(SUBSTI.)RALO P.7	27.50
01624004009	359003001 RALO PLUVIA S.7 C/ISOL.E PL.FI	132.30

RALO PLUVIA SERIE 7 P/CALEIRA METAL.

01624003001	359636001 RALO PLUVIA COBERT.C/ISOL.FLG.	105.30
01624003002	359637001 RALO PLUVIA S.7 P/CAL.MET.COBR	249.80
0162400301	359544001 RALO PLUVIA SERIE 7 P/CAL.MET.	220.50

RALOS DE COBERTURA CONVENCIONAL GEBERIT

0162402401	359013001 RALO CONVENC.P/DRENAG.COBERT.	101.00
------------	---	--------

TAMPOES PEAD GEBERIT**TAMPOES PARA REPARAR FUIROS GEBERIT**

0162090401	853650161 TAPA FUIROS	3.70
------------	-----------------------	------

TAMPOES ROSCADOS COMPLETOS PARA LIMPEZA

01620903110	367471161 TAPAO ROSC.COMP.P/LIMPEZA 110	9.00
-------------	---	------

TAMPOES ROSCADOS PEAD GEBERIT

01620902040	360750161 TAPAO ROSC.COMP.PEAD 40	3.60
01620902050	361750161 TAPAO ROSC.COMP.PEAD 50	4.10
01620902056	363750161 TAPAO ROSC.COMP.PEAD 56	4.70
01620902063	364750161 TAPAO ROSC.COMP.PEAD 63	4.90
01620902075	365750161 TAPAO ROSC.COMP.PEAD 75	6.20
01620902090	366750161 TAPAO ROSC.COMP.PEAD 90	9.40
01620902110	367750161 TAPAO ROSC.COMP.PEAD 110	10.10

TAMPOES SOLDAR PEAD GEBERIT

01620901032	379812161 TAPPA P/SOLDAR PEAD 32	0.40
01620901040	360812161 TAPPA P/SOLDAR PEAD 40	0.50
01620901050	361812161 TAPPA P/SOLDAR PEAD 50	0.60
01620901075	365812161 TAPPA P/SOLDAR PEAD 75	1.40
01620901110	367812161 TAPPA P/SOLDAR PEAD 110	1.70

TES C/BOCA LIMPEZA P**BOCA LIMPEZA 90.C/TAMPA GEBERIT PE**

01620604063	364451161 BOCA LIMPEZA 90. C/ TAMPA 63	12.90
-------------	--	-------

TES BOCA LIMPEZA OVAL GEBERIT

01620602160	369454161 TE C/BOCA LIMPEZA OVAL 160	171.90
01620602200	370454161 TE C/BOCA LIMPEZA OVAL 200	308.80
01620602250	371454161 TE C/BOCA LIMPEZA OVAL 250	413.50
01620602315	372454161 TE C/BOCA LIMPEZA OVAL 315	520.80

TES C/BOCA LIMPEZA 45° PEAD GEBERIT

01620603110	367453161 TE BOCA LIMPEZA 45° 110/110	21.50
01620603125110	368453161 TE BOCA LIMPEZA 45° 125/110	29.80
01620603160110	369453161 TE BOCA LIMPEZA 45° 160/110	53.10

TES C/BOCA LIMPEZA 90° PEAD GEBERIT

01620601075075	365451161 TE BOCA LIMPEZ.90.PEAD 75/75	13.70
01620601090090	366451161 TE BOCA LIMPEZ.90.PEAD 90/90	19.00
01620601110110	367451161 TE BOCA LIMPEZ.90.PEAD 110/110	21.20
01620601125110	368451161 TE BOCA LIMPEZ.90.PEAD 125/110	26.00
01620601160110	369451161 TE BOCA LIMPEZ.90.PEAD 160/110	46.40

TUBO PEAD - SISTEMA**TUBOS PEAD - PN4 GEBERIT**

01620102200	370050160 TUBO GEBERIT PEAD PN4 200 MM	22.00
01620102250	371050160 TUBO GEBERIT PEAD PN4 250 MM	41.10
01620102315	372050160 TUBO GEBERIT PEAD PN4 315 MM	60.20

TUBOS POLIET.ALTA DEN.TEMP.GEBERIT PEAD

01620101040	360000160 TUBO GEBERIT PEAD 40 MM	2.00
01620101050	361000160 TUBO GEBERIT PEAD 50 MM	2.30
01620101056	363000160 TUBO GEBERIT PEAD 56 MM	2.60
01620101063	364000160 TUBO GEBERIT PEAD 63 MM	3.10



01620101075	365000160 TUBO GEBERIT PEAD 75 MM	3.50
01620101090	366000160 TUBO GEBERIT PEAD 90 MM	4.80
01620101110	367000160 TUBO GEBERIT PEAD 110 MM	7.30
01620101125	368000160 TUBO GEBERIT PEAD 125 MM	9.30
01620101160	369000160 TUBO GEBERIT PEAD 160 MM	14.40
01620101200	370000160 TUBO GEBERIT PEAD 200 MM	19.10
01620101250	371000160 TUBO GEBERIT PEAD 250 MM	33.60
01620101315	372000160 TUBO GEBERIT PEAD 315 MM	53.60

TUBOS DESCARGA GEBER**TUBOS DESCARGA GEBERIT PE, COM GOLA**

01621101090	366887161 TUBO DESCARGA GEB.PE C/GOLA 90	16.60
-------------	--	-------

UNIOES PEAD GEBERIT**UNIOES ELECTROSOLDADURA PEAD GEBERIT**

01620801040	360771161 UNIAO ELECTROS.PEAD 40	2.20
01620801050	361771161 UNIAO ELECTROS.PEAD 50	2.60
01620801056	363771161 UNIAO ELECTROS.PEAD 56	3.50
01620801063	364771161 UNIAO ELECTROS.PEAD 63	3.70
01620801075	365771161 UNIAO ELECTROS.PEAD 75	3.90
01620801090	366771161 UNIAO ELECTROS.PEAD 90	4.10
01620801110	367771161 UNIAO ELECTROS.PEAD 110	4.70
01620801125	368771161 UNIAO ELECTROS.PEAD 125	6.50
01620801135	312771161 UNIAO ELECTROS.PEAD 135	6.85
01620801160	369771161 UNIAO ELECTROS.PEAD 160	8.90

UNIOES ELECTROTERMICA PEAD GEBERIT

01620802200	370775161 UNIAO ELECTROTERMICA 200MM	75.60
01620802250	371775161 UNIAO ELECTROTERMICA 250MM	91.70
01620802315	372775161 UNIAO ELECTROTERMICA 315MM	149.70

VAROES ROSCADOS M10**VAROES ROSCADOS M10 PLUVIA**

01624701001	362836001 VARAO ROSCADO M10	1.95
-------------	-----------------------------	------

VEDANTES DE BORRACHA**ADAPTADORES DE FLANGES GEBERIT PE**

01621704125	368744161 ADAPTADOR FLANGE PE 125	16.20
-------------	-----------------------------------	-------

FLANGES CEGAS PE GEBERIT

01621702200	370748001 FLANGE CEGA GEBERIT PE 200	72.50
-------------	--------------------------------------	-------

FLANGES PE EM AÇO GEBERIT

01621703125	368745001 FLANGE SOLTA GEBERIT PE 125	24.40
01621703200	370745001 FLANGE SOLTA GEBERIT PE 200	43.80

SISTEMAS SANITÁRIOS GEBERIT**ACESSORIOS COMPLEMEN****CURVAS S GEBERIT**

0161230703	250005001 CONJUNTO DE LIGAÇÕES FLEX.	56.00
0161230704	388351291 CURVA S GEBERIT 90/110	35.70
0161230705	388353291 CURVA GEBERIT 90	20.30

AUTOCLISMO DE EXTERI**AUTOCLISMO DE EXTERIOR**

0161180104	140300111 AUTOCLI.SUSPENS.GEBERIT 140 BR	81.26
------------	--	-------

AUTOCLISMO EXTERIORES C/2 DESCARGAS GEB

0161180301	136430111 AUTOCLISMO EXTERIOR 2 DESC.BR	31.90
0161180303	136613111 AUTOCLISMO EXT.110 1 DESC.BR	21.30
0161180304	136530111 AUTOCLISMO EXT.AP117 2 DESC.BR	42.50

AUTOCLISMO DE INTERI**ACESSORIOS P/AUTOCLIMOS INTERIOR**

01611602001	118026111 TUBO LIG.SANITA P/AUTOC.INT.BR	12.30
01611602002	118026211 TUBO LIG.SANITA P/AUTOC.INT.CR	20.20
01611602010	118006111 CURVA DESC.90.MONT.BAIXA 50MM	12.30



AUTOCLISMO DE INTERIOR

0161160105	109790001 AUTOCLISMO INT.SIGMA UP720 8CM	119.80
------------	--	--------

COMANDOS DE DESCARGA**ACESSORIOS COMPLEMENTARES**

01610231001	243971001 FONTE ALIMENT.ELECT.DUOFRESH	45.00
01610231002	244120001 CAIXA DERIVACAO GEBERIT	15.00
01610231003	244184001 DUOFRESH STICKS GEBERIT	3.80
0161023101	243168001 CONJUNTO DE INSTALAÇÃO	9.20

COMANDOS PNEUMATICOS GEBERIT

0161022501	115993001 HYTOUCH COM.PNEUM.PE 1 VOL UP7	69.11
------------	--	-------

PLACA COMANDO DESCARGA OMEGA60 GEBERIT

0161023601	115081GH1 PLACA DESC.OMEGA60 CROM./ESCOV.	326.00
------------	---	--------

PLACAS COMANDO DELTA 11

0161022601	115120211 PLACA COMANDO DELTA 11 CRBRIL	43.50
------------	---	-------

PLACAS COMANDO DELTA 20 P/UP100 GEBERIT

0161021301	115100111 PLACA COMANDO DELTA 20 BRAN.	14.50
0161021303	115100461 PLACA COMANDO DELTA 20 CRMT	28.30

PLACAS COMANDO DELTA 50 P/UP100 GEBERIT

0161021801	115135111 PLACA COMANDO DELTA50 BR	26.04
------------	------------------------------------	-------

PLACAS COMANDO DESC.METALICA "TANGO"

01610205001	115760111 PLACA COM.TANGO METAL.BR.	105.75
01610205002	115760211 PLACA COM.TANGO METAL.CRBRIL	105.75

PLACAS COMANDO DESCARGA C/INTER.HIGHLINE

0161022201	115151001 PLACA COM.DESC.HIGHLINE INOX E	135.70
------------	--	--------

PLACAS COMANDO DESCARGA METALICA "TWIST"

01610203001	115780111 PLACA COM.TWIST METALICO BR.	106.93
01610203003	115780461 PLACA COM.TWIST METALICO CRMAT	95.49
01610203007	115888461 PLACA COM.TWINLINE CR/MAT	51.30

PLACAS COMANDO DESCARGA OMEGA 20 GEBERIT

0161023401	115085KH1 PLACA DESC.OMEGA20 CBR/CRM/CRB	115.20
0161023402	115085KJ1 PLACA DESC.OMEGA20 BR/CRBRI/BR	84.80
0161023403	115085KN1 PLACA DESC.OMEGA20 CRM/CRB/CRM	115.20
0161023404	115085KL1 PLACA DESC.OMEGA20 BR/CRB/BR	94.30
0161023405	115085KM1 PLACA DESC.OMEGA20 PRT/CRB/PRT	94.30

PLACAS COMANDO DESCARGA OMEGA 30 GEBERIT

0161023501	115080KJ1 PLACA DESC.OMEGA 30 BR/CR/BR	83.70
0161023505	115080KH1 PLACA DESC.OMEGA 30 CR/CRMT/CR	113.60
0161023506	115080KN1 PLACA DESC.OMEGA 30 CMT/CR/CMT	113.60

PLACAS COMANDO DESCARGA SIGMA 10 GEBERIT

0161022101	115787SN5 PLACA COM.DESC.SIGMA10 ANT.INO	132.50
0161022102	115758KN1 PLACA COMANDO SIGMA 10 CRM/CRB	65.58
0161022103	115758KJ5 PLACA COM.SIGMA 10 BR/CRB/BR	55.30
0161022104	115758KH5 PLACA COMANDO SIGMA 10 CRM/BRI	79.80
0161022105	115758KN5 PLACA COMANDO SIGMA 10 CRM/CRB	79.80
0161022106	115758KM5 PLACA COMANDO SIGMA 10 CRM/CRB	68.40
0161022107	115758SN5 PLACA COMANDO SIGMA10 ESCV/POL	120.40

PLACAS COMANDO DESCARGA SIGMA 21 MET.CR.

0161023805	115884S11 PLACA DESC.SIGMA 21 DESC.DUP.	190.60
------------	---	--------

PLACAS COMANDO DESCARGA SIGMA01 GEBERIT

0161022302	115770115 PLACA COM.DESC.SIGMA01 BRANCA	43.70
0161022303	115770215 PLACA COM.DESC.SIGMA01 CRBR	64.40
0161022304	115770465 PLACA COM.DESC.SIGMA01 CRMAT	64.40
0161022305	115770KA5 PLACA COM.SIGMA01 BRILH./MAT	64.40
0161022307	115770DW5 PLACA COM.DESC.SIGMA01 RAL9005	53.00
0161022308	115770DT5 PLACA COM.DESC.SIGMA01 LATAO	192.30
0161022309	115770JQ5 PLACA COM.DESC.SIGMA01 CRMATE PINT	73.10



PLACAS COMANDO FRONTAL

0161020703	115222461 PLACA COM.DESC.200F CR.MATE	49.10
------------	---------------------------------------	-------

PLACAS COMANDO KAPPA 50 P/UP200 GEBERIT

0161021501	115258001 PLACA COMANDO KAPPA 50 A.INOX	111.40
0161021503	115260211 PLACA COMANDO KAPPA 50 CR/BRILHO	115.80

PLACAS COMANDO SIGMA 30/40 GEBERIT

01610224001	115600KQ1 PLACA COMANDO SIGMA40 BR/ALUM	246.10
01610224019	115883141 PLACA COMANDO SIGMA30 PRETO/MT	108.40
01610224020	115883KM1 PLACA COMANDO SIGMA30 PRETO/CR	79.90
01610224021	115883KN1 PLACA COM.SIGMA30 CR MAT/CR	89.80
01610224022	115883KH1 PLACA COMANDO SIGMA30 CRMT/CR	89.80
01610224023	115883KK1 PLACA COMANDO SIGMA30 BR/DR/BR	79.90
01610224024	115883KJ1 PLACA COMANDO SIGMA30 BR/CR/B	66.30
01610224025	115883JQ1 PLACA COM.SIGMA30 CRMATE PINT	118.10
01610224026	115893KY1 PLACA COM.SIGMA30 CRB/CRE/CRB	150.10
01610224049	115620001 PLACA COMANDO SIGMA 70 PERSON.	235.00
01610224050	115620FW1 PLACA COMANDO SIGMA 70 INOX	300.00
01610224051	115620S11 PLACA COMANDO SIGMA70 VIDRO BR	260.00
01610224052	115620SJ1 PLACA COMANDO SIGMA70 VIDRO PR	260.00

PLACAS COMANDO SIGMA 70 DUPLA DESCARGA

01610229001	115050211 MODULO GEBERIT DUOFRESH	254.40
01610229002	115050BZ1 MODULO GEBERIT DUOFRESH	248.70
0161022903	115625S11 PLACA SIGMA70 VIDRO BR. 8 CM	263.80

PLACAS COMANDO SIGMA20 GEBERIT

01610216001	115882KH1 PLACA COMAMDO SIGMA 20 CRB/CRM	77.20
01610216002	115882KJ1 PLACA COMAMDO SIGMA 20 BR/CR.B	53.60
01610216004	115882KK1 PLACA COMAMDO SIGMA 20 BR/DR/B	66.00
01610216005	115882KM1 PLACA COMAMDO SIGMA 20 PRT/CR	66.00
01610216006	115882KN1 PLACA COMAM.SIGMA20 MT/CRBR/MT	77.20
01610216007	115882SN1 PLACA COMAM.SIGMA20 INOX ESCOV	116.20
01610216008	115889SN1 PLACA COMAM.SIGMA20 INOX ANTIV	132.50
01610216009	115882JQ1 PLACA COM.SIGMA 20 MT/CRB/MT	105.50

PLACAS COMANDO SIGMA50/60 GEBERIT

01610217001	115788112 PLACA SIGMA 50 COR METAL CR/BR	152.50
01610217010	115788SQ2 PLACA COMAM.SIGMA 50 ZN/VIDRO	196.60
01610217011	115640SJ1 PLACA COM.SIGMA 60 VIDRO PERTO	309.00
01610217012	115640GH1 PLACA COM.SIGMA 60 CROM/ESC	302.60
01610217021	115788DW2 PLACA COMAM.SIGMA 50 PRET.9005	152.50

PLACAS DESC.SIGMA 50 METAL LATAO

0161024002	115672112 PLACA SIGMA 50 DESC.DUP.COR METAL LAT/BR	330.20
------------	--	--------

CONJ.LIGACAO GEBERIT**CONJ.INST.P/SIST.DESC.URINOL ELECT.GEBER**

01612101001	116001001 CONJ.SIST.DESC.URINOL ELECT.GE	65.60
01612101002	116005001 CONJ.SIST.DESC.URINOL C/TUBO	83.80

DUOFIX**ACESSÓRIOS DE FIXAÇÃO /DUOFIX**

01610310002	111013001 CONJ.FIXAÇÃO PARED.DUOFIXBASIC	13.70
-------------	--	-------

ESTRUTURAS DUOFIX BANHEIRA GEBERIT

0161030604	111753001 ESTRUT.DUOFIX SANITA SUSP.H112	227.80
0161030605	111003001 ESTRUT.DUOFIX SANITA SUSP.H82	250.00
0161030606	111791001 ESTRUT.DUOFIX SANIT.SUSP.H114	250.00

ESTRUTURAS DUOFIX BIDE/ URINOL

01610302008	111535001 ESTRUTURA DUOFIX BIDE 98CM	194.20
01610302009	111537001 ESTRUTURA DUOFIX BIDE 82CM	163.80
01610302010	111512002 ESTRUTURA DUOFIX BIDE 112CM	163.80
01610302015	111616001 ESTRUT.DUOFIX URINOL 112-130CM	224.00

ESTRUTURAS DUOFIX LAVATORIO

+351 244 800 160
+351 244 802 323



geral@canalcentro.pt
info@canalcentro.pt



R. do Bailadouro s/nº,
2410-211 Pousos



01610303001	111485001 ESTRUT.DUOFIX LAVAT.82/88	99.75
01610303004	111432001 ESTRUT.DUOFIX LAVAT.ALT.112 CM	105.80
ESTRUTURAS DUOFIX SANITA		
0161030101	111374005 ESTR.DUOFIX SANIT.UP320 DESC.F	220.00
SISTEMA GEBERIT DUOFIX		
0161030501	111815001 KIT FIXAÇÃO DUOFIX	16.80
KOMBIFIX E ACESS.P/L		
ACESSORIOS P/KOMBIFIX BIDE		
0161012403	240189001 PARAFUSOS P/KOMBIFIX BIDE	3.50
0161012404	240622001 VAL.DESCARGA KOMBIFIX ANTIGO	10.00
0161012405	150765211 VALV.BANHEIRA PUSHCONTROL 52	65.60
0161012406	150713211 VALVULA BANHEIRA CROMADO BRILH	137.50
0161012407	150824211 VALV.COMP.BANHEI.d52 23CMCRBRI	34.10
0161012408	150766211 VALVULA BANHEIRA CROM.BRILH.	83.90
ACESSORIOS P/KOMBIFIX URINOL		
0161012303	240973001 VALV.SOLEN.P/SIST.DESC.URI.	149.40
BLOCO PROTECÇÃO P/KOMBIFIX		
0161012201	240931001 BLOCO PROT.P/KOMBIFIX	7.30
0161012204	240512001 PLACA INTERIOR P/PLACA COM.	6.20
0161012206	240930001 PLACA INT.P/PLACA COM.(NOVO)	5.00
0161012248	362771001 ORING P/KOMBIFIX 48	1.60
CONJUNTO DE LIGAÇÃO SANITA SUSPNSA		
0161010901	152426461 CONJ.LIG.SANITA SUSPNSA	12.80
0161010902	152441461 KIT DE LIG.GEBERIT SUSPNSA	27.80
0161010903	152170161 EXTENCAO TUBO DESCARGA GEBERIT	8.60
0161010904	405116001 KIT LIGACAO P/SANITA SUSP.	58.50
CURVA ESGOTO 90. P/SANITA SUSPNSA PEAD		
0161011303	366925161 CURVA ESG.90G P/S.SUSP.PEAD 90	13.90
KOMBIFIX STAND.SANITA S/PLACA ACUSTICA		
01610101003	110374005 KOMBIFIX SANITA S/PL.ACUS.H108	180.00
KOMBIFIX P/BIDE SUSP.GEBERIT		
01610104002	457893001 KOMBIFIX P/BIDE S/PATERES	85.72
01610104004	457608005 KOMBIFIX P/BIDE SUSP.8CM	88.10
KOMBIFIX P/DUCHE C/SIFAO PARED.		
0161010202	457536001 ESTRUT.KOMBIFIX DUCHE SIF.PARE	267.90
KOMBIFIX P/LAVATORIO SUSP.GEBRIT		
01610105001	457430001 KOMBIFIX P/LAVAT.C/PAT.1/2	92.87
KOMBIFIX P/URINOL SUSP.GEBERIT		
01610106001	457685001 KOMBIFIX P/URINOL GEBERIT	194.80
01610106002	457611001 KOMBIFIX P/URINOL SUSPH109-127	194.80
KOMBIFIX UNICA P/SANITA DESC.FRONTAL		
01610107011	110793001 KOMBIFIX SANIT.SUSP.H109 SIG.8	185.00
01610107015	110001001 KOMBIFIX SANIT.SUSP.H82 12CM	210.00
01610107016	110011001 KOMBIFIX SANIT.SUSP.H98 OMEGA 12CM	210.00
PES DE SUPORTE KOMBIFIX		
0161012101	457872261 PES SUPORTE KOMBIFIX GEB.(PAR)	28.90
PLACA DE PROT.ACUSTICA P/SANITA E BIDE		
0161012001	156050001 PLACA PROT.ACUST.P/SANITA/BIDE	7.60
TUBO DE LIGAÇÃO C/EMBOQUE		
0161011201	152434161 TUBO LIGAÇÃO C/EMBOQUE	6.60
VEDANTES DE BORRACHA OU EMBOQUE		
01610108046032	152495001 EMBOQUE 46/32	1.50
01610108050032	152682001 VEDANTE BORR./EMBOQ.44/32	1.40
01610108050040	152796001 VEDANTE BORR./EMBOQ.50/40	1.40
01610108056040	152690001 VEDANTE BORR./EMBOQ.56/40	2.00
01610108063050	152693001 VEDANTE BORR./EMBOQ.63/50	2.20



MECANISMOS / GEBERIT**VALVULAS DE ENHUMENTO P/AUTOLISMOS EXTER**

0161190501	281000001 IMPULS380 VALV.ENCH.P/AUT.EXT.	17.30
------------	--	-------

MECANISMOS P/CISTERN**ACESSORIOS P/VALVULA UNIFILL**

0161170802	242313001 DIAFRAGMA P/VALV.ENCHIM.380	1.60
------------	---------------------------------------	------

VALVULA DE DESCARGA

0161170202	136916211 VALVULA DESC.2 VOL.TIPO 240	17.00
------------	---------------------------------------	-------

VALVULAS DE ENCHIMENTO GEBERIT

0161170602	136737001 VALVULA ENCHIM.INF.TIPO 340	9.20
0161170603	136736003 VALVULA ENCHIM.LAT.TIPO 333	7.00

**MONOLITH MOD.SANIT.P****ACESSORIOS COMPLEMENTARES**

0161220601	388352291 KIT LIG.GEB.P/SANITA SUSP.5CM	13.20
------------	---	-------

PECAS SUBSTITUICAO**PEÇAS DE SUBSTITUIÇÃO P/KOMBIFIX GEBERIT**

0161300101	816418001 MEMBRANA DE DESCARGA 123.010	1.60
0161300107	242036001 ELECTROV.P/TORN. ELECTR.MOD.NO	128.00
01613001070	242037001 CORPO TORN. ELECTR.MOD.ACTUAL	113.00
0161300111	240523001 VALVULA ELECTROMAGNET.P/115802	101.60
01613001110	216599001 VALVULA DE CORTE ESQUADRIA	8.70
0161300115	240282001 MEMBRANA P/VALV.DESC.KOMBIFIX	2.00
0161300116	854731001 MEMBRANA PEDAL PNEUMATICO	5.90
0161300118	152942111 SIFAO P/URINOL TARO 50 GEBERIT	32.80
0161300119	KIT PARAF.P/FIXAR KOMBIFIX 457.893.00.1	33.61
0161300120	241290001 VALVULA DESCARGA P/109763001	15.20
0161300122	241291001 MEMBRANA DESCARGA 110763001	1.60
01613001221	241982001 BICHA P/UP100 GEBERIT	8.00
01613001222	240069001 BICHA LIGAC.REFORÇADA GEBERIT	12.80
0161300123	152691001 VEDANTE BORRACHA/EMBOQUE 63/32	3.82
01613001230	240871001 VEDANTE GEBERIT	2.60
01613001241906	241906001 OTICA IV GEBERIT P/PLACA S.50	12.80
01613001241941	241941001 SENSOR ELECTRONICO GEBERIT	182.00
0161300126	241829001 BLOCO SUPORTE UP320	7.30
0161300129	240923001 CLIP P/VALVULA GEBERIT	3.50
0161300130	240803001 VALV.SOLENOID.24V P/SIST.DESC.	77.60
0161300132	241465001 CONJ.PARAFUSOS P/DELTA 20	12.20
0161300134	242414001 VALV.CORTE 1/2 COMPL.P/UP720	7.30
0161300142	241349001 BLOCO UP 100 DELTA 12	7.91
0161300144	241859001 SEDE VALVULA DESC.P/ UP320 GEB	5.90
01613001441	241854001 BICHA LIGACAO REFORCADA P/UP	15.20
0161300145	241348001 TAMPA PROT.P/AUT.DELTA 12CM	6.10
01613001450	241343001 PLACA PROTEÇÃO GEBERIT P/DELTA	6.20
01613001451	241319211 PLACA DESC.SAMBA P/SIST.URINOL	64.80
01613001461	242274001 ARO DE FIXAÇÃO P/PLACA DELTA	21.40
0161300148	241868001 MEMBRANA GEBERIT	1.60
0161300149	240637001 VALVULA DESC.2VOL.P/KAPPA 15CM	21.90
0161300150	240206001 PLACA PROTECAO KAPPA 15CM	7.30
01613001510	240533001 BLOCO APOIO KAPPA 15CM	10.00
0161300153	240269001 TORNEIRA CORTE P/SIGMAE KAPPA	15.20
01613001550	241873001 ARO MONTAGEM P/PLACAS COMANDO	21.90
0161300157	241286001 CLIP DE FIXACAOP/VALV.ENCHIM.	3.50
01613001580	213500001 PARAFUSO P/PLACA COMANDO GEB.	3.50
0161300160	241858001 VALV.DESC.2 DESC.COMP.SIG.12CM	11.50
0161300165	240519001 VALV.PNEUMATICA DESC.URINOL	101.20
01613001650	240035001 REGUL.CAUDAL P/SIST.URINOL GEB	40.00
01613001651	240517001 REGUL.CAUDAL P/SIST.URINOL GEB	40.00
0161300166	241946001 VALVULA SOLENOIDE GEBERIT	75.70



0161300167	241167001 CONJ.CLIPES P/VALVULA DESCARGA	7.30
0161300168	240510001 BLOCO SUPORTE GEBERIT	10.00
0161300170	241670001 BICO LIGA.P/VALV.ENCHIM.T.380	9.60
01613001701	242417001 BLOCO APOIO GEBERIT P/SIGMA 8	7.30
01613001702	242418001 PLACA PROTEÇÃO GEBERIT P/SIGMA	6.20
0161300171	243176001 BICHA REFOR.AUTOC.INT.SIGMA 8	16.70
01613001710	243344001 BLOCO APOIO P/AUT.INT.SIGMA 8	7.30
01613001711	243279001 CLIPE FIXA.P/VALV.ENCHIM.T.380	3.00
01613001712	242413001 BICHA P/KOMBIFIX SIGMA 8	32.00
0161300173	240515001 KIT COMVERSAO P/AUT.INTERIOR	36.80
0161300176	131083161 TUBO DESC.PARED.P/SANITA CHAO	12.70
0161300177	241824001 PLACA PROTECAO UP320	6.20
0161300184	242370001 TUBO INTERIOR P/ELEMENTO DUCHE	10.80
0161300189	241285001 BLOCO SUPORTE UP700	7.30
0161300190	241874001 CONJ.FIXACAO PLACAS DESC.UP320	7.30
0161300191	241876001 ARO DE PLACA P/UP320	8.70
0161300192	241029001 VEIO DE MISTURADORA ALTA TEMP.	35.90
0161300193	241926GH1 PLACA DE ACESSO S.50 CROMADA	75.70
0161300195	243345001 CX PLAST.PROTEC.COMP.SIGMA 12	7.30
0161300199	241715211 TAMPAO P/VALVULA CR	12.80

PEÇAS DE SUBSTITUIÇÃO GEBERIT

01613002001	241149001 FONTE ELECTRICA GEBERIT	101.60
01613002002	241831001 EXTENSAO DE LIGACAO GEBERIT	43.30
01613002003	241476001 MODULO ELECTR.P/SIST.DESCARGA	253.00

URINOIS GEBERIT**SISTEMAS DE DESCARGA P/URINOIS GEBERIT**

0161261203	116025KK1 SIST.DESC.URINOL ELECT.S10 BRD	514.60
------------	--	--------

SISTEMAS DESCAR.P/URINOIS C/ACCIONA.ELET

0161261303	116027KM1 SIST.DESC.P/URINOL ELECT.PRT.	518.90
------------	---	--------

VALVULAS E SIFOES /**CALHAS GEBERIT CLEANLINE20**

01612047001	154152001 CONJ.INST.CLEANLINE P/DUCH.C/S	138.20
01612047002	154150001 CONJ.INST.CLEANLINE P/DUCHE	142.50
01612047003	154450001 CALHA CLEANLINE20 P/DUCHE I/PR	197.40
01612047004	154450KS1 CALHA CLEANLINE20 P/DUCH.INOX	197.40
01612047006	154451KS1 CALHA CLEANLINE20 P/DU.INOX130	296.10

CALHAS GEBERIT CLEANLINE60

0161204801	154456001 CALHA CLEANLINE60 P/DUCHE PR90	246.80
0161204803	154457001 CALHA CLEANLINE60 P/DUCH.PR130	365.20

CALHAS GEBERIT CLEANLINE60 PAV.FINOS

01612049001	154458001 CALHA CLEANLINE60 P/DUCH.PAV.FINOS	274.80
-------------	--	--------

CONJUNTO INST.CALHAS GEBERIT

0161206001	154153001 CONJUNTO INST.P/CALHA DUCHE	59.30
------------	---------------------------------------	-------

CONJUNTOS ACABAMENTO P/ESTRUT.GEBERIT

0161203902	154335211 CONJ.ACAB.P/ESTRUT.P/DUCHE CR	67.70
0161203903	154336FW1 CONJUNTO ACABAMENTO ACO INOX	84.50
0161203904	154338001 CONJUNTO ACABAMENTO PERSONAL.	67.70
0161203925	154335111 CONJ.P/ESTRUT.DRENG.P/DUCHE BR	52.90

KIT ACABAMENTO P/VAL.BANHEIRA GEBERIT

0161203502	150229215 KIT ACABAM.P/VALV.BANHEIRA CR	32.10
------------	---	-------

SIFOES ENCASTRADO P/MAQUINA DE LAVAR

0161204304	152234111 SIFAO ENCAST.P/MAQ.LAVAR BR	9.60
01612043040	152234211 SIFAO ENCAST.P/MAQ.LAVAR 40	14.90

VALVULAS E SIFOES GE**SIFAO PARA BASE DUCHE**

01611307001	150058001 SIFAO P/BASE DUCHE	8.24
0161130702	150552211 SIFAO P/BASE DUCHE 40 CRBR	39.90



0161130703	150684211 SIFAO P/BASE DUCHE d52 40 CRBR	20.20
0161130704	150583211 SIFAO P/BASE DUCHE d90 40 CRBR	38.70
SIFOES BIDE E LAVATORIO		
01611309001	151113111 SIFAO P/BIDE SUSPENSO GEBERIT	7.90
01611309004	151120211 SIFAO EMBUTIR P/LAVATORIO CRBR	57.90
01611309005	151120111 SIFAO EMBUTIR P/LAVATORIO BR	45.90
01611309006	152958111 SIFAO P/L.LOCA 2 CUBAS GEBERIT	20.10
SIFOES CURVOS POUPA-ESPACO GEBERIT		
01611317040	151470111 SIFAO CURVO POUPA-ESPACO 40	17.60
SIFOES P/LAVA LOIÇA		
01611312008	152819111 SIFAO P/LAVA LOIÇA 1 CUBAS+LIG	12.00
0161131203	152957111 SIFAO P/LAVA LOICA	12.00
SIFOES P/LAVATORIO		
01611315032C	151034211 SIFAO P/LAVATORIO 32 CROM.BRIL	28.80
01611315040C	151035211 SIFAO P/LAVATORIO 40 CROM.BRIL	28.80
SIFOES P/URINOL		
0161131404	152950111 CONJ.SIFAO URINOL BRANCO	16.10
TAMPAO PARA BASE DUCHE		
0161130803	150275211 TAMPAO P/SIFAO CR BR.150670000	10.65
VALVULA P/BANHEIRA		
0161130161	241935001 VALV.PNEUMATIC.GEBERIT URINOL	85.20
0161130163	241937001 BOTAO PNEUM.GEBERIT C/ARO FIX.	33.50
VALVULAS BOIADORA P/KOMBIFIX		
01611310002	240705001 VALV.BOIADORA UNIFILL	25.10
01611310003	240921001 LIGAÇÃO MALHA AÇO	10.00
01611310004	240501001 VALV.DESCAR.2V C/TUBO P/FIXA.	21.00
01611310006	240710001 TUBO LIGACAO P/VALV.ENCHIM.380	8.70
01611310009	243136001 VALV.ENCHIM.380 P/AUTOCLIS	33.10
01611310030	240506001 FIXAÇÃO P/VALV.DESCARGA	4.20
VALVULAS P/BASE DUCHE		
01611313040	150152001 VALV.P/BASE DUCHE C/CURVA 40	17.63
WC PUBLICAS		
CAIXAS C/CONJ.MONT.UNIV.P/SIST.DESC.URIN		
01610801002	240531001 TRANSFORMADOR P/ 115.802	57.30
01610801003	240524001 SIST.INFRA URINOL ACION.ELET.	206.90
PLACAS E COMANDO DESCARGA		
0161080401	116043111 COMANDO PNEUMATICO	53.00
0161080402	116042211 PLACA DE COMANDO	61.10
SIST.DESC.GEBERIT P/URINOL ELECT.SIGMA01		
0161081501	116021115 SIST.DESC.URIN.ELET.SIGMA01 BR	456.10
0161081504	116021465 SIST.DESC.URIN.SIGMA01 CRMAT	456.10
SIST.DESC.URINOL ELECTRONICO SIGMA50		
0161081001	116026GH1 SIST.DESCARGA P/URINOL SIGMA50	608.10
SIST.DESC.URINOL PNEUMATICO SIGMA10		
0161081401	116015KH1 SIST.DESC.URINOL SIGMA10 CB/CM	159.20
0161081402	116015KJ1 SIST.DESC.URINOL SIGMA10 BR/CR	159.20
0161081403	116015SN1 PLACA DESC. PNEUMT SERIE 10	162.80
SIST.DESC.URINOL SAMBA PNEUMATICO		
0161081101	115819111 SIST.DESC.URI.SAMBA PNEU.BR	98.00
01610811020	116011115 SIST.DESC.URI.SIGMA01 PNEU.BR	124.00
0161081103	116011215 SIST.DESC.URI.SIGMA01 PNEU.CRB	124.00
01610811030	116011465 SIST.DESC.URI.SIGMA01 PNEU.CRM	124.00
0161081105	115819461 SIST.DESC.URINOL SAMBA PNEU.MA	113.30
TORNEIRAS GEBERIT PARA WC PUBLICAS		
0161082501	115721211 TORN.PNEUM.MISTUR.CRBRIL.GEBER	295.00
0161082502	115720211 TORN.PNEUM.S/MIST.CRBRIL.GEBER	257.40



TUBO LIGAÇÃO C/EMBOQUE P/URINOL

0161081801	152489161 TUBO LIG.P/DESCARGA URINOL 32	7.50
------------	---	------

TUBOS DE LIGAÇÃO GEBERIT

0161081901	119703161 TUBO DESCARGA P/URINOL	31.30
0161081902	119611161 TUBO DESCARGA ENCASTRAVEL	76.10

TUBOS P/DESCARGA DE URINOL, ENCASTRADO

0161081701	119704161 TUBO P/DESC.URINOL ENCASTR.	18.80
------------	---------------------------------------	-------

SUPORTES/CAIXAS/CONTADOR./BATERIA P**ACESS.P/CONTADORES****ACESSÓRIOS DE CONTADOR**

0105040101	CHAVE TRIANGULAR P/CONTADOR AGUA	1.20
0105040102	DOBRADIÇA P/CCG	2.43
01050401020025	JUNÇÃO SIMPLES CASQ.+PORCA 1/2 X3/4	1.68
01050401025032	JUNÇÃO SIMPLES CASQ.+PORCA 3/4X1	2.82
0105040103	FECHADURA C/CHAVE P/CCG-CCH-V-CCG2-CCA2	1.50

BATERIAS E ACESS.P/C**ACESSÓRIOS PARA BATERIAS GATELL**

0105101000601	PLACA IDENTIFI.GATELL BH006 4-2 A 21-3	11.80
0105101000602	PLACA IDENTIFI.GATELL BH006 16-2 A 45-3	15.60
01051010007	FLANGE CEGA P/BATERIA GATELL BH007	4.98
01051010008	PIPA STD GALVANIZADA BH008	87.40

ACESSÓRIOS P/VALVULAS GATELL "BAHISA"

01051017009001	FLANGE DIN 2573 GATELL BH009 11/2	17.05
01051017009003	FLANGE DIN 2573 GATELL BH009 21/2	23.66
01051017009004	FLANGE DIN 2573 GATELL BH009 3	28.20
0105101701402	LIGAÇÃO FLEXIVEL M/F BH014 L-500-3/4	12.58
0105101701403	LIGAÇÃO FLEXIVEL M/F BH014 L-500-1	21.50
01051017025	LIGAÇÃO FLEXIVEL M/F L-500-3/4	10.27
01051017025600	LIGAÇÃO FLEXIVEL M/F L-600-3/4	11.42
01051017032	LIGAÇÃO FLEXIVEL M/F L-500-1	15.00
01051017032600	LIGAÇÃO FLEXIVEL M/F L-600-1	15.09
01051017401001	PORCA P/VALV.GATELL BH401 DN15/LL13-1/2	2.57
01051017401002	PORCA P/VALV.GATELL BH401 DN15/LL13-LL13	2.55
01051017401003	PORCA P/VALV.GATELL BH401 DN15/LL13-3/4	2.46
01051017401004	PORCA P/VALV.GATELL BH401 DN15/LL13-7/8	2.73
01051017401005	PORCA P/VALV.GATELL BH401 DN15/LL13-1	3.14
01051017401006	PORCA P/VALV.GATELL BH401 DN20/1- LL13	2.98
01051017401007	PORCA P/VALV.GATELL BH401 DN20/1- 3/4	2.90
01051017401008	PORCA P/VALV.GATELL BH401 DN20/1- 7/8	2.83
01051017401009	PORCA P/VALV.GATELL BH401 DN20/1-1	3.00
01051017401010	PORCA P/VALV.GATELL BH401 DN20/1- 11/4	5.25
01051017406	VEDANTE P/VALVULA GATELL BH406 15/20	0.40
01051017408015	PURGA P/ VALVULA SAIDA GATELL BH408 DN15	6.35
01051017411015	CHAVE AMERICANA BH411 DN15	SobConsulta

BATERIAS GATELL GALVANIZADA REF.BH001

01051001010402	BATERIA GALVANIZ.4-2 -2 GATELL BH001	149.67
01051001010602	BATERIA GALVANIZ.6-2 -2 GATELL BH001	163.73
01051001010603	BATERIA GALVANIZ.6-3 -2 GATELL BH001	216.76
01051001010802	BATERIA GALVANIZ.8-2 -21/2 GATELL BH001	229.89
01051001010903	BATERIA GALVANIZ.9-3 -21/2 GATELL BH001	302.11
01051001011002	BATERIA GALVANIZ.10-2 -21/2 GATELL BH001	251.88
01051001011202	BATERIA GALVANIZ.12-2 -21/2 GATELL BH001	269.36
01051001011203	BATERIA GALVANIZ.12-3 -21/2 GATELL BH001	300.80
01051001011402	BATERIA GALVANIZ.14-2 -21/2 GATELL BH001	287.24
01051001011503	BATERIA GALVANIZ.15-3 -21/2 GATELL BH001	333.01
01051001011602	BATERIA GALVANIZ.16-2 -21/2 GATELL BH001	297.67
01051001011802	BATERIA GALVANIZ.18-2 -21/2 GATELL BH001	347.20
01051001011803	BATERIA GALVANIZ.18-3 -21/2 GATELL BH001	366.82



01051001012002	BATERIA GALVANIZ.20-2 -21/2 GATELL BH001	348.08
01051001012103	BATERIA GALVANIZ.21-3 -21/2 GATELL BH001	420.05
01051001012202	BATERIA GALVANIZ.22-2 -21/2 GATELL BH001	422.71
01051001012402	BATERIA GALVANIZ.24-2 -21/2 GATELL BH001	417.79
01051001012403	BATERIA GALVANIZ.24-3 -21/2 GATELL BH001	434.61
01051001012602	BATERIA GALVANIZ.26-2 -21/2 GATELL BH001	455.95
01051001012703	BATERIA GALVANIZ.27-3 -21/2 GATELL BH001	504.88
01051001012802	BATERIA GALVANIZ.28-2 -21/2 GATELL BH001	443.11
01051001013002	BATERIA GALVANIZ.30-2 -21/2 GATELL BH001	450.72
01051001013003	BATERIA GALVANIZ.30-3 -21/2 GATELL BH001	548.19
01051001013303	BATERIA GALVANIZ.33-3 -21/2 GATELL BH001	687.14
01051001013603	BATERIA GALVANIZ.36-3 -21/2 GATELL BH001	690.39
01051001013903	BATERIA GALVANIZ.39-3 -21/2 GATELL BH001	781.87
01051001014203	BATERIA GALVANIZ.42-3 -21/2 GATELL BH001	827.02
01051001014503	BATERIA GALVANIZ.45-3 -21/2 GATELL BH001	820.08
0105100101S0802	BATERIA GALVANIZ.8-2 -21/2 GATELL BH001S	SobConsulta
0105100101S0903	BATERIA GALVANIZ.9-3 -21/2 GATELL BH001S	344.05
0105100101S1803	BATERIA GALVANI.18-3 -21/2 GATELL BH001S	484.14

BATERIAS GATELL INOXIDAVEL REF.BH002

01051002020402	BATERIA INOX 4-2 -2 GATELL BH002	256.81
01051002020602	BATERIA INOX 6-2 -2 GATELL BH002	287.64
01051002020603	BATERIA INOX 6-3 -2 GATELL BH002	366.10
01051002020802	BATERIA INOX 8-2 -21/2 GATELL BH002	336.42
01051002020903	BATERIA INOX 9-3 -21/2 GATELL BH002	418.77
01051002021002	BATERIA INOX 10-2 -21/2 GATELL BH002	363.62
01051002021202	BATERIA INOX 12-2 -21/2 GATELL BH002	397.50
01051002021203	BATERIA INOX 12-3 -21/2 GATELL BH002	477.05
01051002021402	BATERIA INOX 14-2 -21/2 GATELL BH002	423.40
01051002021503	BATERIA INOX 15-3 -21/2 GATELL BH002	494.92
01051002021602	BATERIA INOX 16-2 -21/2 GATELL BH002	458.17
01051002021802	BATERIA INOX 18-2 -21/2 GATELL BH002	498.10
01051002021803	BATERIA INOX 18-3 -21/2 GATELL BH002	618.66
01051002022002	BATERIA INOX 20-2 -21/2 GATELL BH002	529.50
01051002022103	BATERIA INOX 21-3 -21/2 GATELL BH002	591.35
01051002022202	BATERIA INOX 22-2 -21/2 GATELL BH002	653.34
01051002022402	BATERIA INOX 24-2 -21/2 GATELL BH002	651.92
01051002022403	BATERIA INOX 24-3 -21/2 GATELL BH002	632.64
01051002022602	BATERIA INOX 26-2 -21/2 GATELL BH002	690.95
01051002022703	BATERIA INOX 27-3 -21/2 GATELL BH002	805.45
01051002022802	BATERIA INOX 28-2 -21/2 GATELL BH002	730.04
01051002023002	BATERIA INOX 30-2 -21/2 GATELL BH002	769.08
01051002023003	BATERIA INOX 30-3 -21/2 GATELL BH002	731.92
01051002023303	BATERIA INOX 33-3 -21/2 GATELL BH002	1036.2
01051002023603	BATERIA INOX 36-3 -21/2 GATELL BH002	1051.1
01051002023903	BATERIA INOX 39-3 -21/2 GATELL BH002	1084.6
01051002024203	BATERIA INOX 42-3 -21/2 GATELL BH002	1138.8
01051002024503	BATERIA INOX 45-3 -21/2 GATELL BH002	1342.8
0105100202SL1503	BATERIA INOX 15-3 -21/2 GATELL BH002LS	148.16

BATERIAS GATELL PROLIPROPILENO REF.BH003

010510030402	BATERIA PPR 4-2 -2 GATELL BH003	139.15
010510030603	BATERIA PPR 6-3 -2 GATELL BH003	274.64
010510030802	BATERIA PPR 8-2 -21/2 GATELL BH003	185.10
010510031402	BATERIA PPR 14-2 -21/2 GATELL BH003	229.86
010510031602	BATERIA PPR 16-2 -21/2 GATELL BH003	254.93
010510031802	BATERIA PPR 18-2 -21/2 GATELL BH003	265.33
010510031803	BATERIA PPR 18-3 -21/2 GATELL BH003	312.98
010510032103	BATERIA PPR 21-3 -21/2 GATELL BH003	358.51
010510033903	BATERIA PPR 39-3 -3 GATELL BH003	580.10
01051003S0802	BATERIA PPR.8-2 -21/2 GATELL SUP.BH003S	199.90



KIT AZUL BATERIA GALVANIZADA BH001L

01051006200934	KIT AZUL DN20 BATERIA BH001L 9-3-21/2 -4	SobConsulta
01051006201534	KIT AZUL DN20 BATERIA BH001L 15-3-21/2-4	SobConsulta
01051006203334	KIT AZUL DN20 BATERIA BH001L 33-3-3 - 4	SobConsulta
01051006204234	KIT AZUL DN20 BATERIA BH001L 42-3-3 - 4	SobConsulta

MINIBATERIAS GATELL BAHISA BH00403

010510070603	MINIBATERIA BH00403 6-3 BAHISA 0109605	174.12
--------------	--	--------

VALVULAS ENTRADA GATELL "BAHISA"

01051012101015	VALVULA ENTRADA GATELL BH101 DN15	13.75
01051012101020	VALVULA ENTRADA GATELL BH101 DN20	20.11
01051012102015	VALVULA ENTRADA ORIENT.GATELL BH102 DN15	15.20
01051012102020	VALVULA ENTRADA ORIENT.GATELL BH102 DN20	22.37
01051012103015	VALVULA ENTRADA AUTOM.GATELL BH103 DN15	18.78
01051012103020	VALVULA ENTRADA AUTOM.GATELL BH103 DN20	23.30
01051012114020	VALV.ESF.ENTRADA ANTIFRAUDE BH114 DN20	28.04
01051012114RL020	VALV.ESF.ENT.ANTIFR.P.LOUCA BH114RL DN20	24.17

VALVULAS SAIDA GATELL ROSCADAS "BAHISA"

01051015201015	VALVULA SAIDA GATELL BH201 DN15	9.88
01051015201020	VALVULA SAIDA GATELL BH201 DN20	14.90
01051015203015	VALVULA SAIDA AUTOM.GATELL BH203 DN15	8.31
01051015203020	VALVULA SAIDA AUTOM.GATELL BH203 DN20	17.20
01051015213020	VALV.ESF.SAIDA ANTIRETORNO BH213 DN20	27.54

COLECTORES DISTRIB.**COLECT.DE DISTRIBUI.P/AGUA DUPLOS 1"**

0105050405002505	COLETOR DUPLO INOX 11/2X3/4 5 SAIDAS	108.88
0105050405002507	COLETOR DUPLO INOX 11/2X3/4 7 SAIDAS	137.80
0105050405002508	COLETOR DUPLO INOX 11/2X3/4 8 SAIDAS	169.50
0105050405002512	COLETOR DUPLO INOX 11/2X3/4 12 SAIDAS	239.16
0105050405002517	COLETOR DUPLO INOX 11/2X3/4 17 SAIDAS	348.68
0105050405003204	COLETOR DUPLO INOX 11/2X1 4 SAIDAS	110.00
0105050405003205	COLETOR DUPLO INOX 11/2X1 5 SAIDAS	150.00
0105050406302504	COLETOR DUPLO INOX 2X3/4 4 SAIDAS	79.84
0105050406302507	COLETOR DUPLO INOX 2X3/4 7 SAIDAS	173.04
0105050406302508	COLETOR DUPLO INOX 2X3/4 8 SAIDAS	136.75
0105050406302509	COLETOR DUPLO INOX 2X3/4 9 SAIDAS	202.00
0105050406302511	COLETOR DUPLO INOX 2X3/4 11 SAIDAS	243.00
0105050406302512	COLETOR DUPLO INOX 2X3/4 12 SAIDAS	SobConsulta
0105050406302513	COLETOR DUPLO INOX 2X3/4 13 SAIDAS	273.56
0105050406302514	COLETOR DUPLO INOX 2X3/4 14 SAIDAS	SobConsulta
0105050406303203	COLETOR DUPLO INOX 2X1 3 SAIDAS	101.00
0105050406303207	COLETOR DUPLO INOX 2X1 7 SAIDAS	137.09
0105050406303208	COLETOR DUPLO INOX 2X1 8 SAIDAS	139.82
0105050407503213	COLETOR DUPLO INOX 21/2X1 13 SAIDAS	284.00

COLECT.DE DISTRIBUI.P/AGUA DUPLOS 3/4"

0105050305002503	COLETOR INOX 11/2X3/4 3 SAIDAS	127.70
0105050305002505	COLECT.AGUA INOX 11/2X3/4 C/5 SAID	127.70
0105050305002506	COLETOR AGUA SIMP INOX 11/2X3/4 6 SAID	126.00
0105050305002510	COLETOR INOX 11/2X3/4 C/10 SAID	175.10
0105050305002515	COLETOR INOX 11/2X3/4 15 SAIDAS	179.18

COLECT.DISTRIBUI.P/AGUA SIMPLES 3/4"

0105050106302513	COLECT.AGUA INOX SIMP.2X3/4 C/13 SAID	235.00
------------------	---------------------------------------	--------

COLECTORES INOX DUPLOS

0105051004	COLETOR INOX DUPLO C/4 SAIDAS	105.34
------------	-------------------------------	--------

CONTADORES AGUA**CONTADORES AGUA FRIA ECO**

0105030601	CONTADOR AGUA FRIA ECO 1/2X3/4 6110C 05	33.50
0105030602	CONTADOR AGUA FRIA ECO 3/4X1 6120C 06	41.57



CONTADORES AGUA HORIZONTAL

0105030101	CONT.AGUA HORIZ.GMDX 3M3/H 1/2X3/4	62.64
01050301010	CONT.AGUA HORIZ.GMDX 5M3/H 3/4X1	77.36
0105030103	CONT.AGUA HORIZ.GMDX 7M3/H 1x11/4	138.27
0105030104	CONT.AGUA HORIZ.GMDX 12M3/H 11/4x11/2	161.27
0105030105	CONT.AGUA HORIZ.GMDX 20M3/H 11/2X2	180.11

CONTADORES AGUA HORIZONTAL AQUADIS

01050302025020	CONT.AGUA HORIZ.AQUADIS 1,5M3/H 3/4X1/2	67.10
01050304025020	CONT.AGUA HORIZ.AQUADIS CYBLE DN15 1,5M3/H 3/4X1/2	63.73
01050304032025	CONT.AGUA HORIZ.AQUADIS CYBLE DN20 2,5M3/H 1X3/4	69.78
01050304040032	CONT.AGUA HORIZ.AQUADIS CYBLE DN25 6,3M3/H 11/4X1	250.00
01050304050040	CONT.AGUA HORIZ.AQUADIS CYBLE DN32 6,3M3/H	260.00
01050304063050	CONT.AGUA HORIZ.AQUADIS CYBLE DN40 16M3/H 2X11/2	430.00

CONTADORES AGUA QUENTE

0105030701	CONTADOR AGUA QUENTE 1/2X3/4 6111C 05	34.32
0105030702	CONTADOR AGUA QUENTE 3/4X1 6121C 06	42.42

CONTADORES AGUA SERIE INDUST.- WOLTMANN

0105030304	CONTADOR WDE 4"/60 M37H-DN100	592.36
01050303050	CONTADOR WDE 2 /30m3/h- DN 50	305.50
01050303065	CONTADOR WDE 21/2/50m3/h- DN 65	305.95
01050303080	CONTADOR WDE 3 /80m3/h- DN 80	318.27
01050303100	CONTADOR WDE 4 /120 m3/h-DN100	396.77
01050303150	CONTADOR WDE 6 -DN150	655.00

EMISSOR IMPULSOR P/CONTADORES

0105030501	EMISSOR IMPULSOS 2 FIOS K=1	122.00
0105030502	EMISSOR DE IMPULSOR P/CONT.WOLTMAN	22.05

CX/PORTAS P/CONTADO.**CAIXAS P/CONTADORES AGUA**

01050201001	PORTA P/CAIXA CCA	23.69
0105020101	CAIXA P/CONTADOR AGUA CCA	32.33
0105020102	CAIXA P/2 CONT.AGUA C/VISOR CCA2-2V	73.17
0105020103	CAIXA P/CONT.AGUA DESMONT.40X50	13.95
0105020104	CAIXA CONTADOR AGUA GRANDE 40X60 08710	12.52
0105020105	CAIXA CONTADOR AGUA PEQUENO 21 CM 08715	15.07

CAIXAS P/TELECOMUNICAÇÕES

0105020901	CAIXA TELECOMUNICACOES C1	37.59
0105020902	CAIXA TELECOMUNICACOES C2	62.24
0105020950	TAMPA P/CAIXA CCMT	11.00

PORTAS C/ARO METAL.P/CONTADORES AGUA

01050203040030	PORTA C/ARO METAL.P/CONT.AGUA 40X30	17.50
01050203040030S	PORTA METAL.P/CONT.AGUA 40X30 S/VISOR	24.92
01050203050040	PORTA C/ARO METAL.P/CONT.AGUA 50X40	19.25

PORTAS C/ARO PLAST.P/CONTADORES AGUA

0105020201	PORTA C/ARO PLAST.P/CONT.PEQUENO 8701	13.68
0105020202	PORTA C/ARO PLAST.P/CONT.AGUA GRD.8707-P	13.68
0105020203	PORTA P/CAIXA CONTADOR CCG S/VISOR	20.10
0105020204	PORTA P/CAIXA CONTADOR CCG2	23.90

SUPORTES P/CONTADORE**CHAPAS P/ACESSORIOS CONTADOR AGUA**

0105010201	CHAPA P/ACCESS.CONT.AGUA 1/2X3/4	1.54
0105010202	CHAPA P/ACCESS.CONT.AGUA 3/4X1	1.85
0105010203	CHAPA P/ACCESS.CONT.AGUA 1X11/4	7.00
0105010204	CHAPA P/ACCESS.CONT.AGUA 11/4X11/2	8.00
0105010205	CHAPA P/ACCESS.CONT.AGUA 11/2X2	14.70

PAR DE ACESSORIOS CONTADOR AGUA

0105010101	PAR ACES.SUPORTE CONTADOR AGUA 1/2X3/4	8.00
0105010102	PAR ACES.SUPORTE CONTADOR AGUA 3/4X1	13.95



+351 244 800 160
+351 244 802 323



geral@canalcentro.pt
info@canalcentro.pt



R. do Bailadouro s/nº,
2410-211 Pousos

 **canalcentro**

0105010103	PAR ACES.SUPOORTE CONTADOR AGUA 1X11/4	50.04
0105010104	PAR ACES.SUPOORTE CONTADOR AGUA 11/4X11/2	69.80
0105010105	PAR ACES.SUPOORTE CONTADOR AGUA 11/2X2	139.96

TORNEIRAS DE SERIES DIVERSAS**ACESSORIOS P/SUBSTIT****ACESS.SUBST.P/TORN.POPULAR/TIPO OLIVA**

01350402003	CASTELO PASSAGEM 3/4 TIPO OLIVA	2.00
01350402004	CASTELO TORNEIRA 1/2 ESPEC.ESTRIA GROSSA	2.25

VEDANTES BORRACHA P/TORNEIRAS

0135040101	VEDANTE BORRACHA P/TORNEIRA 1/2	0.05
0135040102	VEDANTE BORRACHA P/TORNEIRA 3/4	0.07

CARTUCHOS TEMPORIZAD**CARTUCHOS TEMP.PN PRESTO**

013512011027	1027 CART.TEMP.PN PRESTO P/12/12A	30.68
--------------	-----------------------------------	-------

FLUXOMETROS E ACESSO**ABRAÇADEIRAS P/FLUX."GROHEDAL"**

0135090501	ABRAÇADEIRA P/FLUXOMETRO DAL 1/2	2.79
0135090502	ABRAÇADEIRA P/FLUXOMETRO DAL 3/4	3.41

ESPALHADOR P/FLUX.URINOL "GROHEDAL"

0135090498002000	ESPALHADOR EXTERIOR DAL 1/2	8.23
------------------	-----------------------------	------

FLUXOMETROS P/SANITA "GROHEDAL"

01350902139000	FLUX.P/SANITA EXT.3/4 BENKISER 8453902	91.94
----------------	--	-------

FLUXOMETROS P/URINOL "GROHEDAL"

01350901001	FLUX.P/URIN.S/ESPALHADOR 1/2 NIL DK78	67.00
01350901002	FLUX.P/URIN.C/ESPALHADOR 1/2 DAL 37024	88.70

TUBOS DE DESCARGA P/FLUX.SANITA "GROHEDA"

01350903100001	TUBO DESCARGA NORMAL 3/4 L213TL	20.00
01350903100003	TUBO DESC.PESC.CAVALO 3/4 213TP	22.00

FLUXOMETROS E TORNEI**FLUXOMETROS P/SANITA "SILFRA" QUICK**

0135110201	FLUX.P/SANITA C/BENGALA 3/4 QK810	SobConsulta
0135110202	FLUX.P/SANITA S/BENG.3/4 CROM.QK805	63.75
0135110203	TUBO DESC.P/SANITA TELESC.AC066	19.53
0135110204	FLUX.ANTERIOR C/ANTI-RETORNO QK820	54.73
0135110205	FLUXOMETRO SANITA SCHELL	65.83
0135110206	TUBO FLUXOMETRO 60X15CM CROMO	24.21

FLUXOMETROS P/URINOL "SILFRA" QUICK

0135110101	FLUX.P/URINOL TEMPORIZ.1/2 QK100	33.82
------------	----------------------------------	-------

TORNEIRAS TEMPORIZADAS "SILFRA" QUICK

0135110301	TORN.PASSAG.INT.1/2 TEMPOR.QK150	47.35
0135110302	TORN.PASSAG.EXT.1/2 TEMPOR.QK105	26.65
0135110303	TORNEIRA COLUNA TEMPORIZ.QK230	55.97
0135110304	TORNEIRA PAREDE TEMPORIZ.QK235	48.00
0135110305	TORN.PARED.C/PROLONG.TEMP.QK240	72.00
0135110306	TORN.PEDAL FRIA REVERSIVEL QK400	53.99
0135110307	BICA FIXA P/LAVATORIO AC961	26.95
0135110308	BICA FIXA PAREDE P/LAVAT.AC962	23.28
0135110309	PRE-REGUL.TEMPORIZADO AT950	16.91
0135110310	TORN.PASSAG.EXT.DUCHE 1/2 TEMP.QK165	28.27
0135110311	QUIK CARTUCHO P/QK 100 AC901	27.90
0135110312	TORN.TEMPORIZ.INT.URINOL CR QK110	32.26
0135110313	CARTUCHO QUIK P/QK 110 CROMO	38.30

FLUXOMETROS/TORNEIRA**ACESSORIOS - DIVERSOS**

0135100301	ESPALHADOR COM TUBO P/URINOL	8.27
0135100302	ESPALHADOR SEM TUBO P/URINOL	3.82



FLUXOMETROS - DIVERSOS

0135100102	FLUX.P/SANIT.EXT.MAMOLI 3/4 R 6500	33.17
0135100103	FLUXOMETRO SANITA MONT.1 CROMO	34.98

TORNEIRAS - DIVERSAS

01351002001	TORNEIRA FONTANARIO 1/2	17.90
01351002002	TORNEIRA FONTANARIO 3/4	24.00
01351002003	TORNEIRA FONTANARIO 1	35.00
01351002004	TORNEIRA PEDAL 1 AGUA MONTEIRO 025103	54.71
0135100203	BEBEDOURO CROM.C/ALAV.P/FONT.1/2	58.30
0135100204	BEBEDOUROS PARA SUINOS 799	3.56

TORNEI.SERIE FATINI**COMPONENTES P/MONOCOMANDOS RIBRASAL**

0135025000833	CARTUCHO TEMPORIZADO C/REGULAD.E000833	16.40
01350250040	CARTUCHO 40MM P/MONOCOMANDO	4.10
01350250151023	PARAFUSO DO MANIPULO	0.03
01350250182035	BICA P/TORNEIRA PEDAL GIRATORIA C/CANHAO	12.08
01350250191214	KIT M6 P/FIXAÇÃO DE MONOCOMANDO	2.00
01350250191228	CASTELO PISTAO FIXO EXT.22/31MM - EXT.NA	2.02
01350250191286	BICA TUBO INFER.P/COMANDO BANCA A PARED.	9.26
013502501912871	BICA TUBO SUPERIOR P/MONOCOM.À BANCA	7.60
01350250191294	PORCA VEDAÇÃO P/TORNEIRA COLUNA	0.06
01350250215717	BICA TUBO INFER.P/MONOC BANCA PARED.25CM	11.35
01350250650001	CHUVEIRO CROMO - 168	1.84
01350250650025	CHUVEIRO EM ABS COM ALAVANCA CROMO	3.33
01350250650026	CHUVEIRO EXTRACTIL CROMO - 164	5.60
01350250650063	CHUVEIRO INDUSTRIAL - CROMO	33.16
01350250799999	BICHA PARA CHUVEIRO 1,10MTS CONICA	3.74
0135025091522	CHUVEIRO REDONDO FIXO ABS CROMO	18.82

MONOCOMANDOS HOSPITALRES

01350227015101	MONOC.LAVAT.LIDIA HOSP.ART.015101	28.86
01350227015501	MONOCOMANDO BASE HOSP.ART.015501	30.26
01350227E000420	TORNEIRA COLUNA HOSPITALAR ART.E000420	18.91

MONOCOMANDOS SERIE ARCADIA

01350208111602	MONOC.LAVATORIO VDA CLICK-CLACK ARCADIA	75.21
01350208111604	MONOC.BIDE VDA CLICK-CLACK ARCADIA	75.21
01350208111605	MONOC.BANHEIRA ARCADIA	95.00
01350208111606	MONOCOMANDO BASE CHUVEIRO ARCADIA	83.13

MONOCOMANDOS SERIE BRUNA

01350218016701	MON.BASE C/RAMPA BRUNA 016701	SobConsulta
----------------	-------------------------------	-------------

MONOCOMANDOS SERIE CILINDRICA / ASM

01350216111952	MONOC.LAVATORIO ALTO CILINDRICA / ASM	101.82
----------------	---------------------------------------	--------

MONOCOMANDOS SERIE COPENHAGA

01350219120701	MONOC.LAVATORIO COPENHAGA	29.56
01350219120703	MONOC.BIDE COPENHAGA	29.56
01350219120705	MONOC.BANHEIRA COPENHAGA	47.94
01350219120706	MONOC.BASE CHUVEIRO COPENHAGA	38.35
01350219140001	140001 MONOC.À BANCA EXTRA BICA FUND,HZ	47.50

MONOCOMANDOS SERIE FUTUR

01350215110202	MONOC.LAVATORIO ALTO C/VDA FUTUR CR	62.73
01350215110204	MONO.BIDE C/VD CLICK-CLACK FUTUR CR	49.08
01350215110205	MONO.BANHEIRA CLASSE M FUTUR CR	55.42
01350215199999	RAMPA CHUVEIRO FUTUR	326.88

MONOCOMANDOS SERIE KUBUS

01350206111502	MONOC.LAVATORIO VDA CLICK-CLACK KUBUS	69.67
01350206111504	MONOC.BIDE VDA CLICK-CLACK KUBUS	69.67
01350206111505	MONOC.BANHEIRA KUBUS	91.04

MONOCOMANDOS SERIE MAN KING

+351 244 800 160
+351 244 802 323



geral@canalcentro.pt
info@canalcentro.pt



R. do Bailadouro s/nº,
2410-211 Pousos



01350214001	TORNEIRA PASSAGEM 1/2 MAN.KING 154002	8.90
01350214002	TORNEIRA PASSAGEM 3/4 MAN.KING 154003	10.19
01350214003	TORNEIRA MAQ.LAVAR 1/2X3/4 MAN.KING	10.10
01350214004	TORNEIRA MAQ.LAVAR DUP.2R MAN.KING	19.55
01350214005	TORNEIRA COLUNA C/EMUL.MAN.KING	18.18
01350214154005	TORNEIRA ESQUADRIA 1/2X1/2 MAN KING	10.19
01350214154006	TORNEIRA ESQUADRIA 1/2X3/4 MAN KING	10.19
01350214154007	TORNEIRA BANCA MAN.KING	12.35
01350214154011	TORNEIRA ESQ.BICA GIRATORIA MAN.KING	14.00
01350214154012	TORNEIRA BALCAO BICA GIRATORIAMAN.KING	15.83
MONOCOMANDOS SERIE NEW LUXO		
01350204110152	MONOC.LAVATORIO C/VDA NEW LUXO	48.27
01350204110154	MONOC.BIDE C/VDA NEW LUXO	48.27
01350204110155	MONOC.BANHEIRA NEW LUXO	78.38
MONOCOMANDOS SERIE NEW SUZY		
01350207120251	MONOC.LAVATORIO NEW SUZY	26.52
01350207120253	MONOC.BIDE NEW SUZY	26.52
01350207120255	MONOC.BANHEIRA NEW SUZY	39.19
01350207120256	MONOC.BASE CHUVEIRO NEW SUZY	36.81
MONOCOMANDOS SERIE QUADRATIS		
013502051113022	MONOC.LAVATOR.VDA CLICK-CLACK QUADRALIS	62.54
013502051113042	MONOC.BIDE C/VDA CLICK-CLACK QUADRATIS	2.54
01350205111305	MONOCOM.BANHEIRA QUADRATIS 111305	83.13
01350205111306	MONOC.BASE CHUVEIRO QUADRATIS	67.29
013502051113062	MONOCOM.BASE CHUV.CLASSE A C/RAMP.HAST.	237.50
MONOCOMANDOS TERMOSTATICAS		
01350209181001	MONOCOMANDO TERMOST.BANHEIRA CROMO	106.88
01350209181002	MONOCOMANDO TERMOST.BASE CHUVEIRO CROMO	96.58
SUPORTES E RALOS		
01350240060440	SUPORTE CHUV.COMBI ABS ART.060440	2.08
TORNEIRAS FATINI SERIE BARCELONA		
01350202120600	MANIPULO NOVA BARCELONA	5.50
01350202120601	MONOC.LAVATORIO NOVO BARCELONA CROMO	23.46
01350202120603	MONOC.BIDE NOVO BARCELONA CROMO	23.57
01350202120605	MONOC.BANHEIRA NOVO BARCELONA CROMO	37.90
01350202120606	MONOC.BASE CHUVEIRO NOVO BARCELONA CROMO	33.25
01350202120607	MONOC.PAREDE BICA INF.NOVO BARCELONA CR	30.27
01350202120608	MONOC.PAREDE BICA SUP.NOVO BARCELONA CR	31.82
01350202120609	MONOC.BANCA HORIZ.NOVO BARCELONA CROMO	22.98
01350202120610	MONOC.BANCA VERTICAL NOVO BARCELONA CR	32.30
01350202120611	MONOC.BANCA HORIZ.RETRA.NOV.BARCELONA CR	38.87
01350202191204	DISTICO NOVA BARCELONA	0.25
01350202191205	PERNO 1BRACO NOVA BARCELONA	0.10
01350202734001	734001 BICHA FLEXIVEL RETRACTIL 1.5 MT	4.94
01350202734002	734002 BICHA FLEXIVEL RETRACTIL 1.5 MT	5.67
01350202799999	799999 BICHA MALHA AÇO P/MONOC.RETRATIL	1.65
TORNEIRAS HOSPITALARES		
01350211130801	MONOCOMANDO LAVATORIO HOSPITALAR 130801	34.20
01350211130806	MONOCOM.BASE CHUVEIRO HOSPITAL 130806	31.67
01350211130807	MONOCOM.PAREDE BICA INFER.HOSPITALAR	33.25
01350211130809	MONOC.A BANCA HORIZ. HOSPITAL 130809	34.20
01350211199999	MONOCOMANDO BIDE HOSPITALAR 199999	25.91
TORNEIRAS SERIE ECO		
01350213155108	TORNEIRA MAQ.LAVAR 1/2X3/4 MANIP.TRICOR.	9.10
01350213199999	TORNEIRA BANCA COTOVELO	16.50
013502132110200	TORNEIRA LAVATORIO COTOVELO 903L	16.50
TORNEIRAS TEMPORIZADAS		
01350210180222	TORNEIRA PEDAL TEMP.1AG.C/BICA SERIE LIG	51.46



01350210182001	TORNEIRA COLUNA TEMPORIZADA 08010	23.63
01350210182002	TORN.URINOL C/TUBO/ESPELH TEMPORIZ.08020	23.64

TORNEIRAS DELABIE**TORNEIRAS TEMPORIZADAS P/DUCHE DELABIE**

01350003790218	790218 MIST.TEMPOMIX DUCHE ENCAST.DELAB.	SobConsulta
01350003790BOX	790BOX KIT TEMPOMIX DUCHE PRE-MO.DELABIE	SobConsulta

TORNEIRAS FATINI**MONOCOMANDOS MB**

0135030115450100	MONOCOMANDO BALCAO BA (AIDIA)	30.00
------------------	--------------------------------	-------

TORNEIRAS SERIE MEBR

013508012002	MONOC.POLIBAN C/BICHA/CHUV.CROM.	33.42
013508012004	MONOC.BIDE C/VDA PERLATOR CROM.	29.93
013508029002	MONOC.POLIBAN C/BICHA/CHUV.CROM.	43.65
013508029004	MONOC.BIDE C/PERLATOR CROM.	39.65
013508029007	MONOC.MONO.L.LOUCA C/BICA PROL.CROM.	41.20
013508029086	MONOC.MONO.L.LOUCA C/BICA ALTA CROM.	44.79
013508039065	MONOC.MONOB.L.LOUCA C/BICA EXT.TDF	73.57

HOTELARIA / HOSPITALAR

0135081002105001	TORNEIRA TEMPORIZADA LAVATORIO LT210	28.50
0135081002105003	TORNEIRA TEMPORIZADA URINOL VT210	28.50

MISTURADORAS TERMOSTATICAS ONE

0135080801	MIST.TERMOSTATICA BANHEIRA ONE 0211.0421	102.27
0135080815	SUPORTE P/CHUVEIRO CROM.	2.49

MONOCOMANDO SERIE VILLA

0135080510001	MONOC.BANHEIRA C/BICHA/CHUV.CROM.	37.66
0135080510002	MONOC.POLIBAN C/BICHA/CHUV.CROM.	31.18
01350805100045	MONOC.BIDE S/VDA E PERLATOR CROM.	24.69
0135080510007	MONOC.MONOBLOCO L.LOUCA CROM.	29.18
0135080591522	MONOCOMANDO CHUVEIRO VILLA	46.65

MONOCOMANDOS BALCOES

0135080402110271	MONOCOMANDO BALCAO DIVE	40.00
013508047001	MONOC.BANHEIRA C/BICHA/CHUV.CROM.	68.09
013508047002	MONOC.POLIBAN C/BICHA/CHUV.CROM.	52.12
013508047004	MONOC.BIDE C/VDA E PERLATOR CROM.	51.38

TEMPORIZADAS

0135081302110276	TORNEIRA PEDAL TPTA001	43.50
0135081302110277	MISTURADORA PEDAL MPS001	54.50

TORNEIRAS UMA AGUA AIDIA

0135081518701175	MONOCOM.BALCAO BICA ALTA 1 AGUA MT1870	23.00
------------------	--	-------

TORNEIRAS SERIE MONT**COMPONENTES - ACESSORIOS TORNEIRAS**

013507500286011	LIGAÇÃO/BICHA LUXO 150 CM 0826011	9.30
013507500820110	LIGACAO FLEX.P/MONOC.C/110CM 0820110	5.28
013507500820210	LIGACAO FLEX.CONICA ACO 170-210 0820210	3.78
013507500826002	LIGAÇÃO/BICHA LUXO 175 CM 0826002	10.10
01350750086076	TACO 1/2 C/ESPELHO CROMADO 086076	1.70
01350750191213	ARGOLA ABS 40 MONOCOMANDO	0.68
01350750212901	KIT FIXAÇÃO P/MONOC 1 FURO M8 212901	1.35
01350750212902	KIT FIXAÇÃO P/MONOC 2 FURO M6 212902	1.35
01350750212903	KIT FIXAÇÃO P/MONOC RETRATIL 212903	1.50
01350750214401	KIT ECONOMIZADOR 214401	3.20
01350750214404	KIT ECONOMIZADOR 214404	3.19
01350750214501	PERLATOR MACHO 214501	1.12
01350750215501	CARTUCHO P/MONOC.ALTO 40 215501	4.50
01350750215502	CARTUCHO P/MONOC.BAIXO 40 215502	4.50
01350750215702	BICA P/MONOBLOCO UNIVERSAL 215702	9.08



01350750215801	ADAPTADOR P/BICA MONOC.MACHO 215801	2.74
01350750216501	TUBO CROMADO 32 C/ABA 40CM 216501	6.75
01350750570205	KIT ECO CHUVEIRO REF.0757.0205	2.00

MONOCOMANDOS

01350707010152	MONOCOMANDO BASE CHUV.QUADRA CR 010152	75.39
01350707010153	MONOCOMANDO LAVATORIO QUADRA CR 010153	50.13
01350707010154	MONOCOMANDO BIDE QUADRA CR 010154	49.97
01350707010156	MONOCOMANDO LAVA-LOIÇA QUADRA CR 010156	75.34
01350707010203	MONOCOMANDO LAV.DIAMANTE 010203	48.32
01350707010205	MONOCOMANDO BIDE DIAMANTE CR 010205	48.32
01350707010209	MONOC.BANHEIRA DIAMANTE C/RAMPA 010209	262.33
01350707010501	MONOCOMANDO BANHEIRA MARTA 010501	76.04
01350707010502	MONOCOMANDO BASE CHUVEIRO MARTA 010502	65.73
01350707010503	MONOCOMANDO LAVATORIO MARTA 010503	39.11
01350707010505	MONOCOMANDO BIDE MARTA 010505	39.11
01350707010506	MONOC.BALCAO COLUNA MARTA 010506	55.44
01350707010508	TORNEIRA DE ESQ.1/2X3/8 MARTA 010508	4.94
01350707010509	TORNEIRA DE ESQ.1/2X1/2 MARTA 010509	5.36
01350707010515	MONOCOMANDO BASE C/RAMPA MARTA 010515	110.51
01350707010516	MONOC.BALCAO C/BICA EXT.MARTA 010516	78.42
01350707010517	MONOC.BALCAO C/CHUVEIRO 010517	127.65
01350707010518	MONOC.BALCAO RETRATIL MARTA 010518	92.56
01350707010521	MONOC.BALCAO LATERAL MARTA 10521	42.00
01350707010603	MONOC.LAVATORIO BRUNA 010603	37.10
01350707010605	MONOC.BIDE BRUNA 010605	37.10
01350707010707	MONOC.BASE C/RAMPA JUPITER 010707	119.86
01350707010909	MONOC.BALCAO COLUNA LIDIA A 010909	54.77
01350707011114	MONOC.BANCA A PAREDE 0111114	46.06
01350707011401	MONOCOMANDO BANHEIRA GOLF 011401	43.22
01350707011402	MONOCOMANDO BASE GOLF 011402	36.59
01350707011403	MONOCOMANDO LAVATORIO GOLF 011403	26.86
01350707011404	MONOCOMANDO BIDE GOLF 011404	26.86
01350707011405	MONOC.BALCAO LAT.B.TUBO GOLF 011405	32.34
01350707011406	MONOC.BALCAO LAT.B.FUND.GOLF 011406	43.76
01350707011407	MONOCOMANDO BALCAO LUXO GOLF 011407	32.35
01350707011411	MONOC.BALCAO RETRATIL GOLF 011411	36.49
01350707011412	MONOC.PAREDE BICA INFER.GOLF 011412	36.46
01350707011414	MONOC.BANCA PAREDE BICA SUP.GOLF 011414	39.28
01350707012201	MONOCOMANDO ENCAST.LAVAT.MARTA 012201	65.49
01350707012401	MONOC.ENCAST.BASE 2 S.DIAMANTE CR 012401	60.02
01350707012502	MONOC.ENCAST.BASE MARTA 2 SAIDAS 012502	48.55
01350707012503	MONOCOMAND.BASE CHUV.MARTA 3 SAIDA 12503	73.15
01350707016601	MONOC.BASE CHUV.DIAMANTE C/RAMPA 016601	199.36
01350707016702	MONOC.BASE C/RAMPA BRUNA LONGA 016702	187.68
01350707020321	TORNEIRA DE ESQ.INTERIOR 1/2 020321	9.82
01350707020322	TORNEIRA DE ESQ.INTERIOR 3/4 020322	10.64

MONOCOMANDOS DE 1 AGUA

01350726014601	MONOCOM.LAVATORIO 1 AGUA LUXO CR 014601	21.06
01350726014801	MONOCOM.BALCAO 1 AGUA 014801	26.54
01350726014901	MONOCOM.BALCAO BICA ALTA 1 AGUA 014901	19.90

MONOCOMANDOS HOSPITALARES MONT.

01350727014451	MONOC.BALCAO ITA 1 AGUA HOSP.014451	32.86
01350727015301	MONOCOMANDO BALCAO HOSPIT.LUXO 015301	38.95
01350727015351	MONOCOMANDO BALCAO HOSPIT.LATERAL 015351	41.93
01350727015401	MONOCOMANDO BALCAO HOSPITALAR 015401	31.63
01350727015701	TORN.COLUNA MAN.HOSP.COMPRIDO 15701	18.45
01350727015801	TORN.BANCA MAN.HOSP.COMPRIDO 015801	17.20
01350727015802	TORN.BANCA MAN.HOSP.CURTO 015802	16.20
01350727216101	MANIPULO HOSPITALAR COMPRIDO 216101	10.97



+351 244 800 160
+351 244 802 323



geral@canalcentro.pt
info@canalcentro.pt



R. do Bailadouro s/nº,
2410-211 Pousos



01350727DI00060	DISTICOS TORN.MAN.HOSP.15701 DI00060	0.22
MONOCOMANDOS INDUSTRIAIS - OUTRAS		
01350725014002	MONOC.BALCAO LUXO INDUSTRIAL DUPLO	244.64
01350725014004	MONOC.INDUST.DUPLO BANCA A PAREDE	259.22
01350725014005	MONOC.BALCAO INDUSTRIAL DUPLO 014005	244.64
01350725014052	MONOC.BALCAO LUXO INDUSTRIAL SIMPLES	237.05
01350725014056	TORNEIRA INDUST.SIMPLES BALCAO 014056	241.15
01350725014101	MONOC.INDUSTRIAL DUPLO PEQ.014101	146.29
01350725014111	MONOCO.INDUSTRIAL DUPLO PEQ.014111	125.27
01350725060347	CHUVEIRO MONOC.INDUST.DUPLO 60347	28.08
01350725060348	CHUVEIRO MONOC.INDUST.LUXO 60348	38.83
01350725821125	LIGAÇÃO P/MONOC.RETRATIL 125 CM 0821125	7.45
01350725821150	LIGAÇÃO P/MONOC.RETRATIL 150 CM 0821150	8.20
01350725824051	LIGAÇÃO P/MONOC.IND.REV 80CM 0824051	5.85
01350725824053	LIGAÇÃO P/MONOC.IND.REV 110CM 0824053	6.98
MONOCOMANDOS RAMPAS		
01350728010111	MONOC.BASE TERM.C/RAMPA QUADRADA 010111	161.50
01350728016301	MONOC.BASE TERM.C/RAMPA REDONDO 016301	182.86
01350728060012	RAMPA REDONDA C/CHUV.C/SUP.P/MONOC.60012	SobConsulta
01350728060013	RAMPA REDONDA S/CHUV.C/SUP.P/MONOC.60013	37.81
MONOCOMANDOS TERMOSTATICOS		
01350708013301	MON.BANHEIRA TERMOST.REDONDO 013301	97.11
01350708013401	MON.BASE TERMOST.REDONDO 013401	91.92
RAMPAS - CHUVEIROS MAO		
01350729060311	CHUVEIRO 3 FUNÇÕES ABS CROM.060311	5.38
01350729060319	CHUVEIRA MARTA MAO ABS CR 060319	4.55
01350729060329	CHUVEIRO ANTI-CALCA.ABS CROM.060329	2.61
01350729060335	CHUVEIRO MONC.RETRAT.CROM.060335	6.63
01350729060452	SUPORTE C/SAIDA AGUA QUADRADO 060452	17.91
01350729060456	SAIDA AGUA REDONDA C/SUP.LATAO 060456	12.41
RAMPAS - CHUVEIROS SUPORTES E RALOS		
01350731060347	CHUVEIRO INDUSTRIAL DUPLO 060347	28.08
01350731060348	CHUVEIRO MONOC. DUPLO INDUST.LUX 060348	35.30
01350731060349	CHUVEIRO MONOC.INDUST.SIMPLES 060349	12.05
01350731060401	HASTE CHUVEIRO HORIZ.QUAD.CR.060401	27.14
01350731060405	HASTE CHUVEIRO HORIZ.RED.CR.060405	16.63
RAMPAS - CHUVEIROS SUPORTES E SAIDA AGUA		
01350732060455	SAIDA AGUA RED.SUO.LATERAL 060455	12.42
RAMPAS - CHUVEIROS TECTO		
01350730060262	CHUVEIRO REDONDO ABS TETO 20 CM 60262	23.04
TORNEIRAS - 1200		
01350710020204	MONOCOMANDO LAVATORIO 1200 CR 020204	32.45
TORNEIRAS - FONTANARIO / BEBEDOUROS		
01350709111301	BEBEDOURO BOTAO 1/2 - 111301	29.83
TORNEIRAS COLUNA		
01350705020413	TORN.COLUNA SONIA C.NORMAL CR 020413	14.55
TORNEIRAS CORTE		
01350751022910	TORN.CORTE DUPLA VERTICAL TML 022910	11.07
TORNEIRAS DE BIDE		
01350703026001	MONOC.ENCASTRAR C/CHUV.BIDE 026001	53.76
01350703026002	TORNEIRA BIDE COMP.C/CHUV.E LIG.026002	20.40
01350703026004	CHUVEIRO BIDE LATAO CROMADO 026004	10.96
TORNEIRAS PEDAL		
01350702020323	CASTELO P/PASSADOR TRIC. 1/2 ART.020323	9.00
01350702020324	CASTELO P/PASSADOR TRIC. 3/4 ART.020324	9.52
01350702020325	TORN.PASSAG.EXT.POL.TRIC.ART.020325	11.40
01350702025001	TORN.PEDAL 2 AGUAS/2 PEDAIS IDRAL 025001	154.50



01350702025002	TORN.PEDAL 1 AGUAS/1 PEDAIS IDRAL 025002	108.88
01350702025003	TORN.PEDAL 1 AGUA IDRAL 025003	108.88
01350702025005	BICA TORNEIRA PEDAL ROTATIVA.025005	14.40
01350702025006	BICA TORNEIRA PEDAL ROTATIVA C/18 025006	14.00
01350702025007	BICA P/TORN.PEDAL SIMPLES 28 CM 025007	18.25
01350702025101	TORN.PEDAL 2 AGUAS/2 PEDAIS MONT.025101	102.55
01350702025103	TORN.PEDAL 1 AGUAS MONT.025103	63.94
01350702123603	CASTELO TORNEIRA UNIVERSAL 123603	2.05
01350702123604	CASTELO TORNEIRA UNIVERSAL 123604	2.05
01350702123703	CASTELO 1/4 VOLTA QUENTE 123703	2.70
01350702123704	CASTELO 1/4 VOLTA FRIO 123704	2.70
TORNEIRAS TEMPORIZADAS		
01350704023003	560046TORN.TEMPORIZADAS LAVATORIO 023003	18.28
01350704023005	TORNEIRA TEMPORIZADA URINOL 023005	17.51
01350704023006	TORNEIRA TEMPORIZADA SERVIÇO 023006	19.92
01350704023008	PASSADOR TEMPORIZADO INTERIOR 023008	27.85
01350704023015	23015 FLUXOMETRO SANITA C/ADAPT.3/4	41.20
01350704023016	TEMPORIZADOR P/TORNEIRA 023016	8.10
01350704024001	TORNEIRA FOTOELETRICA 2 AGUAS 024001	132.66
01350704024002	TORNEIRA FOTOELETRICA 024002	97.10
01350704024003	TORNEIRA FOTOELETRICA BALCAO 024003	135.50
0135070423011	23011 CHUVEIRO ANTI-VANDALISMO IDRAL	53.91
0135070423012	23012 PASSADOR TEMPORIZADO EXT.IDRAL	51.55
TORNEIRAS TRICORNIO		
01350706020307	MISTURAD.BANCA PAREDE TRICORNIO 020307	29.05
01350706020310	TORNEIRA PAREDE 1/2 TRICORNIO 020310	12.27
01350706020313	TORNEIRA COLUNA TRICO.CANH.NORMAL 020313	13.87
01350706020319	TORNEIRA ESQ.TRICORNIO 1/2X1/2 020319	9.82
01350706020320	TORNEIRA ESQ.TRICORNIO 1/2X3/4 020320	9.82
TORNEIRAS VARIAS SER		
COMPONENTES P/TORNEIRAS		
0135061021	95000 VEDANTE PERLATOR	0.04
TORNEIRAS DOURO		
013506133722CR	3722CR TORN.PASSAG.3/4 CR DOURO	11.20
TORNEIRAS ELSA		
013506077101	7101ACR MONO.LAVATORIO C/VA ELSA CR	41.49
013506077102	7102CR MONO.BIDE ELSA CR	32.03
013506077103	7103CR MONO.BANHEIRA ELSA CR	45.34
013506077104	7104CR MIST.CHUVEIRO ELSA CR	42.82
013506077106	7106CR MONO.BANCA EXTRAIVEL ELSA CR	83.61
TORNEIRAS G3 ELENA		
0135060502	7002CR MONO. BIDE G3 ELENA CR	32.03
0135060503	7003CR MONO. BANHEIRA G3 ELENA CR	45.34
0135060506	7005CR MONO.L.LOUCA MONOBL.G3 ELENA CR	46.59
TORNEIRAS G4 SARA		
0135060102	9002CR MONO.BIDE G4 SARA CR	24.69
0135060106	9005CR MONO.L.LOUCA 1 FURO G4 SARA CR	44.19
0135060109	9002ACR MONO.BIDE C/VDA G4 SARA CR	30.36
TORNEIRAS G5 PATO		
0135060401	4001CR MONO.LAVATORIO G5 PATO CR	45.85
0135060402	4002CR MONO.BIDE G5 PATO CR	45.85
0135060404	4004CR MONO.BASE G5 PATO CR	53.14
0135060405	4005CR MONO.L.LOUCA MONOBL.G5 PATO CR	48.24
TORNEIRAS ALGARVE		
013506063402CR	3402CR MISTUR.BIDE ALGARVE CR	30.46
013506063404CR	3404CR MISTUR.BASE C/KIT ALGARVE CR	35.51
013506063405CR	MONOBLOCO BALCAO TRICORNIO 020306	28.58
013506063408CR	TRONEIRA ESQ.C/BICA TRIC. 020309	15.76



013506063409CR	TORNEIRA BALCAO TRICORNIO 020308	20.00
013506063410CR	TORN.MAQ.LAVAR 1/2X3/4 TRIC.020315	10.19
013506063411CR	TORN.MAQ.LAVAR DUPLA TRIC.ROSCA/BICA	17.39
013506063411RCR	TORN.MAQ.LAVAR DUP.2R 020316	18.24
013506063412CR	TORNEIRA SERVICO 1/2 C/PERLATOR 020310	13.50
013506063418CR	TORNEIRA ESQ.TRICORNIO 1/2X1/2 020319	10.80
013506063420CR	3420CR TORNEIRA ESQ.ALGARVE 1/2X3/4 CR	9.82

TORNEIRAS DE ESQUADRIA

0135060303	TORNEIRA ESQUADRIA 3/4 C/RABETA CROM.	7.48
------------	---------------------------------------	------

TORNEIRAS G2 PATRICIA

0135060202	5002CR MONO.BIDE G2 PATRICIA CR	35.60
0135060203	5003CR MONO.BANHEIRA PATRICIA G2 CR	61.56
0135060206	5005CR MONO.L.LOUCA MONOB.PATRICIA G2 CR	46.59
0135060209	5022CR TORNEIRA PASSAGEM 3/4 G2 CR.	12.75

TORNEIRAS GALAXI

013506090502CR	0502CR MONO.BIDÉ GALAXI CR	31.90
013506090506CR	0506CR MONO.BANCA C/CHUVEI.GALAXI CR	62.26

TORNEIRAS TETRA

0135061100301ACR	0301ACR MONO.LAVATORIO TETRA CLICK CR	67.38
0135061100302ACR	0302ACR MONO.BIDÉ TETRA CLICK CR	67.38
0135061100304CR	0304CR MONO.BASE CHUVEIRO TETRA CR	96.97
0135061110304MA	0304MA MONO.BASE CHUVEIRO TETRA MATE	111.51

TORNEIRAS ZENITE E HEI**ACESS.DIV.ZENITE****ACESSORIOS DIVERSOS P/TORNEIRAS ZENITE**

0136060103	CHUVEIRO ANTICA CROM.1/2 71099665	16.50
0136060104	CHUVEIRO ANTICA DOUR.1/2 71099666	26.00
0136060105	BICHA FLEXIVEL 1,50MT CR 710.99310	6.50
0136060106	BICHA FLEXIVEL 1,75 MT LAT.D.A 71099313	30.00
0136060107	BICHA FLEXIVEL 1,75MT CR 710.99.311	6.50
0136060108	BICHA FLEXIVEL 2,00MT CR 710.99.312	7.60
0136060109	SUP.CHUVEIRO ORIENT.CR 71099290	5.00
0136060110	SUP.CHUVEIRO ORIENT.BRANCO 71099292	4.50
0136060111	BICA ALTA TUBO CROM.3/4 30799207	10.80
0136060112	BICA PROLONG.TUBO CR 3/4 30799222	10.80
0136060113	KIT (2) CURVA A BANCA CR 30799575	80.00
0136060114	INVERSOR COMP.P/MONOC.CR 30899532	7.00
0136060115	CHUVEIRO MANUAL ENGENHO CR 71099603	12.50
0136060116	CHUVEIRO MARTE A.CALCARIO CR 71099652	5.00
01360601160	CHUVEIRO MARTE A.CALCARIO BR 71099653	6.00
0136060117	CHUVEIRO MASSAGEM JUMBO CR 71099675	12.00
0136060118	CHUVEIRO MONOB.RETRACTIL.CR 71099663	10.50
0136060119	BICHA FLEXIVEL MON.RET.1.5 CR 71099307	7.50
0136060120	BICHA FLEXIVEL MON RETRACT 2 CR 71099308	11.00
0136060123	TOMADA DE AGUA EM LATAO ACC12CR/2	12.00
0136060130799228	BICA ALTA P/MONOCOMANDO 30799228	14.00
0136060170899853	TUBO FLEX.M.RETR.M10X3/8 15CM 70899853	2.80

COMPONENTES DIVERSOS P/TORNEIRAS ZENITE

0136060201	EMULSOR M22X1 INT.CR 70899471	2.40
0136060202	EMULSOR M24X1 EXT.CR 70899475	2.40
0136060203	TAMPA P/MANIP.CR.35MM 60899835	1.30
0136060204	DISTICO MINI KING AZUL 70899456	0.40
0136060205	DISTICO MINI KING VERM.70899461	0.40
0136060206	MANIP.COMP.4000-CR MINI KING 30899602	6.00
0136060207	MANIP.COMPLETO CR TRIUNFO 30899603	6.50
0136060209	CASTELO SERVICO 8MM LUX 1/2 30899381	3.20
0136060210	CASTELO PASSAG.8MM ZN 1/2 30899354	4.50
0136060211	CASTELO PASSAG.8MM ZN 3/4 30899358	5.00



0136060214	DISTICO F ANTICA CR 30899450	1.30
0136060215	DISTICO Q ANTICA CR 30899452	1.30
0136060216	DISTICO MET.ZENITE FRIO TRCR 70899457	1.10
0136060217	DISTICO MET.ZENITE QUENTE TRCR 70899458	1.10
0136060218	EMULSOR M 28X1 EXT.CROM.70899479	2.90
0136060220	INVERSOR COMP.P/MIST.MICR 70899540	3.80
0136060221	CAST.SERV. 1/2 S/500 9MM 30899382	4.90
0136060222	MANIPULO COMP.ECOMIX CR.30899588	8.50
0136060223	CAIXA PASSAG.1/2 LATÃO MI 3899260	8.00
0136060224	CAIXA PASSAGEM 3/4 LATÃO MI 3899261	10.00
0136060226	MANIPULO COMP 8000 ANCR 30899615	11.00
0136060227	INVERSOR COMP.P/MIST.8000 ANCR 30899531	11.00
0136060230899281	CANUDO PASSAGEM CR 30899281	2.90
0136060230899496	ESPELHO 182 LACADO BRANCO 30899496	3.40
0136060230899588	MANIP. COMPL. ECOMIX METAL CR 30899588	7.00
0136060238	CARTUCHO CERAM.ALTO C/35MM 70899342	6.00
0136060239	CARTUCHO CERAM.ALTO C/40MM 70899340	6.00
0136060243	CARTUCHO CERAM.BAIXO C/35MM 70899343	6.00
0136060244	CARTUCHO CERAM.BAIXO C/40MM 70899341	6.00
0136060245	KIT CRESC.P/CASTELO C/25MM 3799562	7.00
0136060246	KIT CRESC.P/CASTELO C/35MM 30799563	8.00
01360602461	MANIPULO COMPLETO MINIMIX 30899587	7.50
0136060247	MANIP.MONOBLOCO NISA BR 30899595	9.50
0136060248	SUP.CHUV.ORIENT.METAL.CR.30899800	12.50
0136060250	KIT FIXAÇÃO MONOB.LAVAT./BIDE 30899562	4.20
0136060252	BICA MONOC.L.LOUÇA 3700 CR 30799224	17.50
0136060254	KIT CRESC MISTUR.40MM CR 30799570	9.80
0136060258	CAST.SERV.1/4 VOLTA CERAM. 70899346	6.40
0136060270899306	CAPSULA MONOC. ECOMIX 70899306	1.90
0136060270899325	CARTUCHO TERM.P/VALVULA EMBUT.70899325	76.00
0136060270899326	CARTUCHO INVERSOR P/MON.EMBUTIR 70899326	21.50
0136060270899329	CARTUCHO CERAM.25MM ATRACTION 70899329	34.00
0136060270899332	CARTUCHO CERAMICO BAIXO 25 CUBO	8.00
0136060270899337	CARTUCHO CERAMICO BAIXO C/38 MM	22.00
0136060270899492	EMULSOR M20X1 EXT.CR S/CUBO	3.20
0136060270899558	INVERSOR MONOC.BANH.LUNA CR 7089958	5.50
0136060270899669	MANIPULO SERIE LUNA CR 30899585	7.50
0136060273001892	CARTUCHO TERMOST.PROPILENO 73001892	42.00

ACESS.SANIT.ZENITE**VALVULAS DESCARGA P/LAVATORIOS ZENITE**

0136510270799998	VALV.DESC.P/LAV.CLICK-CLACK.CR.70799998	13.00
------------------	---	-------

MONOC.ELECT.DMP**TORNEIRAS ELECTRICAS BILLO**

01364201TAP108	TORNEIRA LAVAT.BILLOTAP 108 16106CR	274.00
01364201TAP308	TORNEIRA LAVAT.BILLOTAP 308 16386CR	346.00

MONOC.ZEN.EXPORT Z1**MONOCOMANDOS ZENITE EXPORT Z1**

01364901Z1055	MONOC.BASE CHUVEIRO Z1 277055	46.50
01364901Z1059	MONOCOMANDO BANHEIRA Z1 277059	49.50
01364901Z1064	MONOC.L.LOUCA A PAREDE Z1 277064	61.00
01364901Z1082	MONOCOM.LAVATORIO SIMPLES Z1 277082	31.00
01364901Z1085	MONOCOM.BIDE SIMPLES Z1 277085	31.00
01364901Z1088	MONOB.LAVA-LOUCA C/CHUVEIRO Z1 277088	50.00
01364901Z1090	MONOC.L.LOUCA BANCA Z1 277090	33.00
01364901Z1091	MONOC.L.LOUCA C/BICA ALTA BANCA Z1 27709	44.00

MONOC.ZENI.ATRACTION**MONOCOMANDOS LAVATORIO E BIDÉ ATRACTION**

01364501792450-01	MONOCOM.ATRACT.LAVAT.E BIDÉ CR 792450-01	380.00
0136450179245201	MONOC.LAVAT.ALTO 792452-01 ATRACTION	455.00



MONOC.ZENIT.HEINOVA**COMPONENTES SERIE HEINOVA**

0136391001	BICA MONOC.HEINOVA 30799236	23.00
------------	-----------------------------	-------

MONOCOMANDOS BANHEIRA SERIE HEINOVA

013639047959	MONOC.BANH.C/BICH./CHUV.HEINOVA 7959HNCR	121.00
--------------	--	--------

MONOCOMANDOS BIDE SERIE HEINOVA

013639027985	MOCOMANDO BIDE HEINOVA 7985HNCR	61.00
--------------	---------------------------------	-------

013639027987	MONOC.BIDE C/VDA HEINOVA 7987HNCR	74.00
--------------	-----------------------------------	-------

MONOCOMANDOS DUCHE SERIE HEINOVA

013639057955	MONOC.POLIB.C/BICH./CHU.HEINOVA.79.55HNCR	99.00
--------------	---	-------

MONOCOMANDOS LAVA LOUÇA ERIE HEINOVA

013639067991	MOCOMANDO B.ALTA HEINOVA 7991HNCR	73.00
--------------	-----------------------------------	-------

MONOCOMANDOS LAVATORIO ALTO SERIE HEINOVA

013639037980	MONOCOMANDO LAVATORIO ALTO 7980HNCR	106.00
--------------	-------------------------------------	--------

MONOCOMANDOS LAVATORIOS SERIE HEINOVA

013639017982	MONOCOM.LAVATORIO HEINOVA 7982HNCR	61.00
--------------	------------------------------------	-------

013639017984	MONOC.LAVATORIO C/VDA HEINOVA 7984HNCR	74.00
--------------	--	-------

MONOC.ZENIT.NIRVANA**MONOCOMANDOS ZENITE SERIE NIRVANA CR**

0136410179968001	MONOCOM.EMBUTIR P/LAVAT.799680-01 CR	2010.0
------------------	--------------------------------------	--------

MONOC.ZENITE ARRUDA**MONOC. ZENITE ARRUDA CROM.**

0136230158240	TORN.ESQUADRIA 1/2 E 3/8 58240 ARCR	57.00
---------------	-------------------------------------	-------

0136230158420	GRUPO MIST.3F LAV.C/VDA AUTOM.58420 CR	450.00
---------------	--	--------

0136230158450	MONOBL.LAVAT.C/VDA 58450 ARCR	385.00
---------------	-------------------------------	--------

0136230158451	MONOBL.LAVAT.C/VDA EM.OR.58451 ARCR	385.00
---------------	-------------------------------------	--------

0136230158452	MONOC.LAVAT.C/VDA B.ALTA 58452ARCR	620.00
---------------	------------------------------------	--------

0136230158602	MIST.BANH.C/BICH.CHUV./SUP.58602 ARCR	545.00
---------------	---------------------------------------	--------

0136230158660	MIST.BASE DUCHE C/BICH.CHUV. 58660 ARCR	450.00
---------------	---	--------

0136230158720	MONOB.L.LOUÇA (BANCA) B.ALTA 58720 ARCR	290.00
---------------	---	--------

MONOC.ZENITE CUBO**MONOCOMAN.ZENITE HEI SERIE CUBO CROMADO**

013638014655	MONOMAN.POLIBAN 4655 CUCR	122.00
--------------	---------------------------	--------

013638014659	MONOMAN.BANHEIRA 4659 CUCR	168.00
--------------	----------------------------	--------

013638014680	MONOMAN.LAVATORIO ALTO 4680 CUCR	118.00
--------------	----------------------------------	--------

013638014684	MONOMAN.LAVATORIO 4684 CUCR	86.00
--------------	-----------------------------	-------

013638014687	MONOMAN.BIDÉ 4687 CUCR	86.00
--------------	------------------------	-------

013638014691	MONOMAN.COZINHA BICA ALTA 4691 CUCR	115.00
--------------	-------------------------------------	--------

013638014692	MONOMAN.COZINHA BANCA 4692 CUCR	110.00
--------------	---------------------------------	--------

MONOC.ZENITE DECOR**MONOC.ZENITE DECOR CROMADO**

0136100191100	TORN.COLUN.C/EMULSOR 91100 DECR	37.00
---------------	---------------------------------	-------

0136100191240	TORNEIRA ESQUAD.1/2 OU 3/8 DECR	26.50
---------------	---------------------------------	-------

0136100191420	GRUPO MIST.3 FUIROS C/VDA 91420 DECR	121.50
---------------	--------------------------------------	--------

0136100191430	MONOBLOCO LAVAT.SIMPLES 91430 DECR	85.00
---------------	------------------------------------	-------

0136100191431	MONOBLOCO BIDE SIMPLES 91431 DECR	85.00
---------------	-----------------------------------	-------

0136100191450	MONOC.LAV.C/VDA 1/1/4 91450 DECR	101.50
---------------	----------------------------------	--------

0136100191451	MONOC.BIDE C/VDA 1/1/4 91451 DECR	101.50
---------------	-----------------------------------	--------

0136100191600	MIST.BANHEIRA C/BICHA/CHU/SUP 91600 DECR	135.00
---------------	--	--------

0136100191660	MIST.BASE DUCHE C/SUP.ORIENT.91660 DECR	88.00
---------------	---	-------

0136100191720	MONOB.L.LOUÇA BICA ALTA 91720 DECR	75.00
---------------	------------------------------------	-------

MONOC.ZENITE ECOMIX**MONOCOMANDOS ZENITE SERIE ECOMIX CROMADO**

013605012430	MONOC.LAVAT.SIMPLES 2430 ECCR	42.00
--------------	-------------------------------	-------

013605012431	MONOC.BIDE SIMPLES 2431 ECCR	42.00
--------------	------------------------------	-------

013605012602	MONOC.BANHEI.C/SUP.PARED.OR.2602 ECCR	67.00
--------------	---------------------------------------	-------

013605012660	MONOC.BASE DUCHE C/SUP.ORI 2660 ECCR	57.00
--------------	--------------------------------------	-------



013605012700	MONOC.LAVA-LOUCA PAREDE 2700 ECCR	58.00
013605012720	MONOC.L.LOUCA C/BICA ALTA MOV.2720 ECCR	52.00
013605012721	MONOC.L.LOUCA C/BICA PROL.MOV.2721 ECCR	40.00
013605012790	MONOC.L.LOUCA C/CHUV.RETRATIL 2790 ECCR	63.00
0136050130799450	KIT VDA D.AUT 1.1/4 CR P/MONOB.30799450	16.50
013605013130	TORN.PASSAG.C/FLOR.AJUST.1/2 3130 ECCR	25.00
013605013131	TORN.PASSAG.C/FLOR.AJUST.3/4 3131 ECCR	28.50
013605013240	TORNEIRA ESQUAD.1/2 OU 3/8 3240 ECCR	22.50
013605013250	TORNEIRA ESQUAD.3/4 3250 ECCR	22.50

**MONOC.ZENITE ENGENHO****MONOCOMANDO ZENITE ENGENHO CROMADO**

0136300157028	DIST.3 VIAS INT.ENGENHO 3/4 57028ENCR	85.00
0136300157130	TORN.PASS.C/FLORAO AJUST.1/2 57130ENCR	36.00
0136300157240	TORNEIRA ESQUADRO 1/2 57240 ENCR	34.00
0136300157450	MONOC.LAVAT.C/VDA 57450 ENCR CR	82.00
0136300157451	MONOC.BIDE C/VDA 57451 ENCR CR	82.00
0136300157602	MONOC.BANHEIRA 57602 ENCR CR	139.00
0136300157660	MONOC.DUCHE 57660 ENCR CR	120.00
0136300157680	MONOC.ENCASTRAR P/LAVAT.57680 ENCR	135.00
0136300157720	MONOC.COZINHA C/BICA ALTA 57720 ENCR CR	185.00
0136300157722	MONOC.L.LOUCA BICA ALTA MOV.57722 ENCR	90.00
0136300157725	MONOC.COZINHA C/BICA REB. 57725 ENCR CR	135.00
0136300157790	MONOC.COZINHA C/CHUV.REB. 57790 ENCR CR	355.00
0136300157791	MONOC.COZINHA C/CHUV.REB. 57791 ENCR CR	120.00

MONOCOMANDO ZENITE ENGENHO CROMADO MATE

0136300254452	MONOC.LAV.ALTA C/VDA 57452 ENCMCR	265.00
0136300257450	MONOC.LAVAT.C/VDA 57450 ENCMCR	160.00
0136300257451	MONOC.BIDE C/VDA 57451 ENCMCR	160.00

MONOC.ZENITE FLOREN**MONOCOM.ZENITE FLORENCA CROM.**

0136170153030	CASTELO PASSAG.ZN 1/2 COMPL.53030FLCR	18.50
0136170153450	MONOB.LAVAT.C/VDA 53450 FLCR	140.00
0136170153451	MONOB.BIDE C/VDA EMUL.OR.53451 FLCR	140.00
0136170153600	MIST.BANHEIRA C/SUORTE 53600 FLCR	185.00
0136170153660	MIST.BASE DUCHE C/SUORTE 53660 FLCR	150.00

MONOCOM.ZENITE FLORENCA LATONADO

0136170353030	CASTELO PASSAG.ZN 1/2 53030 FLLT	27.50
0136170353240	TORN.ESQ.1/2-3/8 LATONADO 53240 FLLT	26.50
0136170353450	MONOC.LAV.C/VDA EMUL.LAT.53450 FLLT	180.00
0136170353451	MONOC.BIDE C/VDA EMULS.LAT.53451 FLLT	180.00
0136170353600	MISTURAD.BANHEIRA LAT.53600 FLLT	249.00
0136170353660	MISTURAD.BASE CHUVEIRO LAT.53660 FLLT	195.00
0136170353700	MIST.L.LOUÇA C/BICA PROL.53700FLLT	159.00
0136170353720	MONOB.L.LOUÇA BICA ALTA MOV.53720 FLLT	159.00

MONOC.ZENITE LUNA**MONOCOMAN.ZENITE HEI SERIE LUNA CROMADO**

013637014955	MONOMAN.POLIBAN 4955 LUCR	53.00
013637014959	MONOMAN.BANHEIRA 4959 LUCR	62.00
013637014964	MONOMAN.COZINHA PAREDE 4964 LUCR	54.00
013637014982	MONOMAN.LAVATORIO 4982 LUCR	39.00
013637014985	MONOCOMAN.BIDE SIMPLES 4985 LUCR	39.00
013637014988	MONOMAN.COZINHA RETRA.4988 LUCR	59.00
013637014990	MONOMAN.COZINHA BICA PROL.4990 LUCR	37.00
013637014991	MONOMAN.COZINHA BICA ALTA 4991 LUCR	48.00

MONOC.ZENITE MINMIX**MONOC.ZENITE SERIE MINI MIX CROMADO**

013609012430	MONO.LAVATORIO SIMPLES 2430 MMCR	42.00
013609012600	MONO.BANHEIRA SIMPLES 2600 MMCR	67.00



+351 244 800 160
+351 244 802 323



geral@canalcentro.pt
info@canalcentro.pt



R. do Bailadouro s/nº,
2410-211 Pousos

013609012700	MONO.L.LOUCA.PAREDE 2700 MMCR	58.00
013609012721	MONOC.L.LOUCA BICA PROL.MOV.2721 MMCR	40.00

MONOC.ZENITE MIRA**MONOC.ZENITE ZENIMIX MIRA CROMADO**

013604013030	CASTELO PASSAG.ZN 1/2 COMPL.3030 ZECR	16.00
013604013031	CASTELO PASSAG. ZN 3/4 COMPL.3031 ZECR	17.50
013604013130	TORN. PASSAG.C/FLOR.AJUST.1/2 3130 ZECR	25.00
013604013131	TORN.PASSAG.C/FLOR.AJUST.3/4 3131 ZECR	28.50
013604013240	TORN.ESQUAD.1/2 OU 3/8 3240 ZECR	22.50
013604013250	TORNEIRA ESQUAD.3/4 3250 ZECR	22.50
013604013430	MONOC.LAVAT.SIMPLES 3430 MICR	65.00
013604013431	MONOC.BIDE SIMP.C/EMULS.ORIENT.3431 MICR	65.00
013604013450	MONOC.LAVAT.C/VDA 3450 MICR	81.50
013604013451	MONOC.BIDE C/VDA EMULS 1.1/4 3451 MICR	80.00
013604013602	MONOC.BANH.C/CHUV.SUP.ORIENT.3602 MICR	100.00
013604013660	MONOC.BASE CHUV.C/SUP.ORIEN 3660 MICR	84.00
013604013700	MONOC.L.LOUCA PARED.C/B.PROL.3700 MICR	85.00
013604013720	MONOC.L.LOUCA C/BICA ALTA MOV.3720 MICR	80.00
013604013721	MONOC.L.LOUCA C/BICA PROL.MOV.3721 MICR	69.00
013604013790	MONOC.LOUCA C/CHUV.RETRATIL 3790 MICR	78.00

**MONOC.ZENITE NORMIX****MONOC. ZENITE NORMIX CROMADO**

013624014855	MONOC.POLIBAN C/BICHA/CHUV.48.55 NOCR	56.00
013624014859	MONOC.BANHEIRA C/BICHA/CHUV.48.59 NOCR	66.00
013624014864	MONOC. LAVA-LOUÇA PAREDE 48.64 NOCR	57.00
013624014882	MONOC.LAVATORIO SIMPLES 48.82 NOCR	41.00
013624014885	MONOC.BIDE SIMPLES 48.85 NOCR	41.00
013624014888	MONOC.LAVA LOUÇA RETRACT 48.88 NOCR	62.00
013624014890	MONOC.LAVA LOUÇA PROL MOVEL 48.90 NOCR	39.00
013624014891	MONOC.L.LOUÇA B.ALTA (BANCA) 48.91 NOCR	51.00

MONOC.ZENITE ROMEU**MONOCOMANDO ZENITE ROMEU**

0136310164451	MONOC.BIDE C/VDA CROM.64451 ROCR	210.00
---------------	----------------------------------	--------

MONOC.ZENITE TECHNIC**MIST.COZINHAS INDUSTRIAIS (TECNIC)**

013636063172	MONOCOMANDO COZINHA CI- 3172	170.00
013636063198	MIST.COZINHA INDUST.C/MOLA CI-3198	230.00
013636063230	MIST.COZINHA HEI C/MOLA CI-3230	160.00

TORNEIRAS ELECTRO.ZENITRÓNIC (TECHNIC)

013636012T135	TORN.ELECT.CILINDRICA P/LAV.ECO ZT-135	170.00
013636012T140	TORNEIRA ELECTR.P/VALVULA ECO	170.00
013636012T142	TORN.ELECTR.P/VALV.C/MIST. ECO ZT-142	225.00
013636012T231	TORN.ELECT.EMBUTIR P/LAVAT.ZT-231 CROM.	692.00

TORNEIRAS TEMPOR.STOPMATIC (TECNIC)

01363602SM014	TORN.COLUNA C/MIST.STOPMATIC CR SM14	147.00
---------------	--------------------------------------	--------

MONOC.ZENITE TETRIS**MONOCOMANDOS ZENITE TETRIS**

0136290169450	MONOC.LAVAT.C/VDA 69450TTCR	140.00
0136290169451	MONOC.BIDE C/VDA 69451TTCR	140.00
0136290169600	MISTUR.BANHEIRA 69600TTCR	380.00

SIST.DUCHE ZENITE**ARTIGOS DUCHE "ZENITE"**

0136070171099200	RAMPA CHUV.COMPL.ANTICA 66 CR ZENITE	103.00
0136070171099210	RAMPA CHUV.SIMPLES ANTICA CR ZENITE	80.00
0136070171099220	RAMPA DUCHE COMPL.MARTE CR ZENITE	16.00
0136070171099250	RAMPA CHUV.COMPL.MARTE CR ZENITE	27.50
0136070171099350	BRAÇO P/CHUVEIRO REF.1255	28.00
0136070171099657	CHUV.PAREDE ANTI VANDALISMO	53.00



0136070171099659	CHUVEIRO C/BRAÇO 307 ORIENT.71099659	50.00
0136070171099688	PINHA CHUV.ORIENT.METAL.71099688	22.00
0136070171099689	PINHA MASSAGEM CHUV.71099689	23.00
0136070171099700	BRAÇO CHUV.PAREDE CR 71099700	29.00
0136070171099735	CHUV.PAREDE PINHA D.20 ANTI CAL.71099735	109.00
0136070171099759	PINHA CHUV.CRIVO ANTI-CALCARIO 71099759	80.00
0136070171099860	INVERSOR P/COLUNAS DUCHE CR	50.00

CHUVEIROS DE PAREDE E PINHAS

0136070571099654	CONJ.CHUV.PAREDE MASSAGEM 71099654	51.00
------------------	------------------------------------	-------

SISTEMAS DE DUCHE EMBUTIR ZENITE

01360704704010	CHUVEIRO PAREDE C/PINHA 20 CM 704010	109.00
01360704704012	TOMADA DE AGUA C/SUORTE CR.704012	34.00
01360704704016	CHUVEIRO MANUAL CILINDRICO 704016	9.50
01360704704126	MONOC.EMBUTIR TERMOSTATO C/INV.704126	228.00
01360704704646	GRUPO P/DUCHE IMBUTIR 2 SAID.QUAD.704646	314.00
01360704704917	CHUVEIRO TECTO QUADRADA 20 CM CR 704917	103.00
0136070470499802	KIT INST.GRUPO DUCHE EMBUT.3 SAIDAS	270.00

SIST.TORN.IMB.ZENITE**MONOC.EMBUTIR C/INVERSOR (1 SAIDAS)**

013650023202601	MONOC.EMBUT.C/INVERSOR 2 SAIDAS MIRA	81.00
-----------------	--------------------------------------	-------

TORN.DIVERSAS ZENITE**TORNEIRAS HOSPITALARES "ZENITE"**

013608023660	MONOC.HOSPITALAR DUCHE 134.01.660 CR	69.00
01360802430	MONOC.HOSPITALAR LAVAT.SIMP.3430 CCCR	54.00
01360802431	MONOC.HOSPITALAR BIDE SIMP.3431 CCCR	54.00
01360802620	MANIP.COMP.P/MONOC.COTOVELO 70899620	16.00
01360802700	MONOC.HOSPITALAR LAVA LOUCA 134.01.700	79.00
01360802721	MONOC.HOSPITALAR LAVA LOUCA 134.01.721	54.00
01360802801	TORN.COLUNA C/COMAD.COTOV.1/2 801 CR	45.00
01360802820	TORN.SERVICO COMAN.COTOVELO 820CR	52.00

TORNEIRAS TEMPORIZADAS "ZENITE"

0136080372501010	TORN.COLUNA TEMPORIZ.1/2 CR SM010	42.00
0136080372501011	TORN.COLUNA TEMP.C/EMULSOR CR SM011	72.00
0136080372501020	TORNEIRA SERVICO 1/2 CR SM020	85.00
0136080372501021	TORNEIRA SERVICO TEMPORIZ. ECO SM021	45.00
0136080372501025	FLUXOMETRO P/URINOL TEMP.1/2 CR SM 025	29.00
0136080372501027	FLUXOM.EMBUTIR URINOL TEMP.CR SM 027	221.00
0136080372501030	TORN.DUCHE INT.TEMPORIZADA SM 030	58.00
0136080372501031	TORN.DUCHE EXT.TEMPORIZADA SM 031	39.50
0136080372501033	TORN.EMBUTIR TEMP.C/MIST. ECO SM 033	140.00
0136080372501040	FLUXOMETRO P/SANITA 3/4 SM 040	57.00
0136080372501041	FLUXOM.P/SANITA INT.TEMPOR.3/4 SM 041	65.00
0136080372501050	TORNEIRA PEDAL COMANDO PE SM 050	119.00
0136080372501051	TORNEIRA PEDAL DUPLA SM 051	263.00
0136080372501052	TORN.PEDAL DE CHAO (EMBUTIR) SM 052	41.00
0136080372501053	TORNEIRA PEDAL SIMPLES SM 053	59.00
0136080372501055	BICA P/TORNEIRA PEDAL SM 055	68.00
0136080372501056	BICA P/TORNEIRA PEDAL SM 056	34.50
0136080372501060	CARTUCHO TEMP. P/SM 060	30.00
0136080372501061	CARTUCHO TEMP.T DUCHE INT.SM 061	26.00
0136080372501062	CARTUCHO TEMP. P/SM 062	41.00
0136080372501063	CARTUCHO TEMP. P/SM 063	27.00
0136080372501064	CARTUCHO TEMP 10/15 T.COM.COTOV SM 064	48.00
0136080372501065	CARTUCHO TEMP 15/25 DUCHE EXT. SM 065	26.00
0136080372501066	CARTUCHO TEMP. P/SM 066	30.00
0136080372501067	CARTUCHO TEMPORIZADO SM 067	22.00
0136080372501068	CAST.TEMPOR.5/10 FLUX.URINOL SM 068	30.00
0136080372501070	CART.TEMP.FLUX.EXT.3/4 ANTIG.SM 070	60.00
0136080372501072	CARTUCHO TEMP. P/SM 072	60.00



0136080372501074	CARTUCHO TEMP.P/TORN.PEDAL SM 074	31.00
0136080372501075	CARTUCHO TEMPORIZADO SM 075	48.00
0136080372501077	CARTUCHO TEMP.SM077 CR P/SM013/014	39.00
0136080372501078	CARTUCHO TEMP. P/SM 078	33.00
0136080372501100	TORN.COLUNA TEMPORIZ.COM.COTOV. SM 100	85.00
0136080372501200	CAMPANULA P/FLUX.URINOL SM 200	4.00
0136080372501250	TUBO DESC.P/URINOL RECTO SM 250	11.50
0136080372501261	TUBO DESC.L SANIT.C/PORCA SM 261	53.00
0136080372501264	TUBO DESCARGA SANITA C/DESIVIO SM 264	50.00
0136080372501265	TUBO DESC.SANITA TELESC.TEMP.SM 265	48.00
0136080372501266	TUBO DESC.L.P/SANITA C/PORCA SM 266	27.50
0136080372501900	KIT COPO P/TORN.TEMPORIZADA 72501900	1.70

TORNEIRAS TERMOSTATICAS "ZENITE"

013608011106	MIST.TERMOST.BANHEIRA LUX CR 73001106	165.00
013608011155	MIST.TERMOST.BASE DUCHE CR 730.01.155	150.00
013608011176	MONOB.TERM.LAVAT.VDA 1.1/4 CR 73001176	170.00
013608011201	MONOB.TERM.BIDE VDA 1.1/4 CR 73001201	170.00
0136080131660	MIST.TERMOST.BASE DUCHE 134.01.660	150.00
0136080172501240	PRE-REGUL.TEMPERATURA SM 240	26.00

**TORN.PASSAGEM/ZENITE****TORNEIRA ESQ.TIPO MONOCOMANDO**

01362602860	TORN.ESQ.TIPO MONOC.1/2X3/8 860 ESPCR	8.50
01362602862	TORN.ESQ.TIPO MONOC.1/2X1/2 862 ESPCR	8.50

TORNEIRAS PASSAGEM ZENITE

013626013030	CASTELO PASS.C/FLORAO 1/2 3030 NE	9.00
013626013031	CASTELO PASS.C/FLORAO 3/4 3031 NE	10.50
013626013130	TORN.PASS.C/FLORAO 1/2 NEUTRA 3130 NE	18.00
013626013131	TORN.PASS.C/FLORAO 3/4 NEUTRA 3131NE	21.50

TORNEIRAS SEGURANÇA ZENITE

013626030496	TORNEIRA SEGURANÇA CONTADOR 3/4 496	19.50
--------------	-------------------------------------	-------

TORNEIRAS ZENITE IMP**KITS ZENITE MINI-KING IMPACTO CROMO**

013601024004	KIT TIPO 4 P/BASE CHUV.MINI-KING MICR	104.80
--------------	---------------------------------------	--------

TORN.ZENITE MINI-KING IMPACTO CROMO

013601014030	CASTELO PASSAG.MINI-KING 1/2 4030 MICR	12.50
013601014031	CASTELO PASS.MINI-KING ZN 3/4 4031 MICR	14.00
013601014100	TORNEIRA COLUNA MINI-KING 4100 MICR	22.00
013601014130	TORNEIRA PASSAG.MINI-KING 1/2 4130 MICR	21.50
013601014131	TORNEIRA PASSAG.MINI-KING 3/4 4131 MICR	25.00
013601014140	TORNEIRA SERVICO MINI-KING 1/2 4140 MICR	24.00
013601014240	TORN.ESQ.MINI-KING 1/2 E 3/8 4240 MICR	19.50
013601014250	TORNEIRA ESQUAD.MINI-KING 3/4 4250 MICR	19.50
013601014430	MONOB.LAVAT.SIMPLES MINI-KING 4430 MICR	52.00
013601014431	MONOB.BIDE SIMPLES MINI-KING 4431 MICR	52.00
013601014600	MISTURAD.BANHEIRA MINI-KING 4600 MICR	62.00
013601014660	MIST.BASE CHUVEIRO MINI-KING 4660 MICR	54.00
013601014700	MIST.L.LOUÇA BICA PR MINI-KING 4700MICR	52.00
013601014720	MONOB.L.LOUÇA BICA ALTA 4720 MICR	52.00

TORN.ZENITE TRIUNFO IMPACTO CROMO

013601034030	CASTELO PASSAGEM TRIUNFO 1/2 4030 TRCR	13.00
013601034031	CASTELO PASSAGEM TRIUNFO 3/4 4031 TRCR	14.50
013601034100	TORNEIRA COLUNA C/EMULSOR 4100 TRCR	22.50
013601034116	TORN.COLUNA C/BICA ALTA MOVEL 4116 TRCR	32.00
013601034130	TORNEIRA PASSAG.TRIUNFO 1/2 4130 TRCR	22.00
013601034131	TORNEIRA PASSAG.TRIUNFO 3/4 4131TRCR	25.50
013601034132	TORN.PASSAG.EXT.TRIUNFO 1/2 4132 TR	20.00
013601034133	TORN.PASSAG.EXT.TRIUNFO 3/4 4133 TR	23.50
013601034140	TORNEIRA SERVICO TRIUNFO 1/2 4140 TR	24.00



013601034151	TORN.SERVICO C/BICA MOVEL SUP.4151TR	28.00
013601034160	TORNEIRA MAQ.LAVAR SIMPLES 4160 TRCR	20.00
013601034180	TORN.JARDIM C/PORT.MANGUEI.3/4 4180 TR	28.00
013601034191	TORN.MAQ.LAV.DUPL.C/2 SAID.3/4 4191TR	32.00
013601034240	TORNEIRA ESQUAD.1/2 OU 3/8 4240TRCR	20.00
013601034250	TORNEIRA ESQUAD.3/4 4250 TRCR	20.00
013601034430	MONOB.LAVATORIO SIMPLES 4430 TRCR	53.00
013601034431	MONOB.BIDE SIMPLES C/EMUL.OR.4431 TRCR	53.00
013601034600	MIST.BANHEIRA C/BICH./CHUV.4600 TRCR	63.00
013601034660	MIST.BASE DUCHE C/SUP.PARE.ORI.4660 TRCR	55.00
013601034700	MIST.L.LOUC.PAREDE C/BIC.PROL.4700 TRCR	53.00
013601034720	MONOBL.L.LOUC.C/BIC.ALT.MOVEL 4720 TRCR	53.00

**TORNEIRAS ZENITE SER****TORN.ZENITE ANTICA BRAN.+DOU.**

013603038100	TORNEIRA COLUNA C/EMULSOR 8100 ANBROU	46.00
013603038130	TORN.PASSAG.C/FLOR.AJUST.1/2 8130 ANBROU	35.00
013603038131	TORN.PASSAG.C/FLOR.AJUST.3/4 8131 ANBROU	39.00
013603038240	TORNEIRA ESQUAD.1/2 OU 3/4 8240 ANBROU	33.00
013603038430	MONOBL.LAVAT.SIMPLES C/EMUL.8430 ANBROU	97.00
013603038431	MONOBLOCO BIDE SIMPL.C/EMUL.8431 ANBROU	97.00
013603038450	MONOB.LAVAT.C/VDA 1.1/4 EMUL.8450 ANBROU	119.50
013603038451	MONOBL.BIDE C/VDA 1.1/4 EMUL.8451 ANBROU	119.50
013603038600	MISTUR.BANHEI.C/BICHA/CHUV.8600 ANBROU	185.00
013603038660	MISTUR.BASE CHUV.C/SUP.PARED.8660 ANBROU	145.00

TORN.ZENITE ANTICA CROMO

013603018030	CASTELO PASSAG.ANTICA 1/2 8030 ANCR	18.50
013603018100	TORNEIRA COLUNA C/EMULSOR 8100 ANCR	34.00
013603018130	TORN.PASS.C/FLOR.AJUST.1/2 8130 ANCR	27.50
013603018131	TORN.PASS.C/FLOR.AJUST.3/4 8131ANCR	31.50
013603018240	TORNEIRA ESQUAD.1/2 OU 3/8 8240 ANCR	26.50
013603018250	TORNEIRA ESQUADRIA 3/4 8250 ANCR	26.50
013603018400	GRUPO MIST.3FUROS S/VDA 8400 ANCR	97.00
013603018420	GRUPO MIST.3FUROS C/VDA 8420 ANCR	113.50
013603018430	MONOB.LAVAT.SIMPLES C/EMUL.8430 ANCR	77.00
013603018431	MONOB.BIDE SIMPLES C/EMUL.ORIE.8431 ANCR	77.00
013603018450	MONOBLO.LAVAT.C/VDA 1.1/4 8450 ANCR	93.50
013603018451	MONOBLO.BIDE C/VDA 1.1/4 8451 ANCR	93.50
013603018600	MIST.BANHEI.C/BICHA/CHUV.8600 ANCR	120.00
013603018601	MIST.BANHEI.ECO C/BICH./CHUV. 8601 ANCR	78.00
013603018660	MIST.BASE CHUV.C/SUP.PARED.OR.8660 ANCR	80.00
013603018700	MIST.L.LOUCA PARED.BICA PROLG. 8700 ANCR	67.00
013603018720	MONOBL.L.LOUCA C/BICA ALT.MOV.8720 ANCR	67.00

TUBOS / ACESS.AÇO INOX PRESS**CASQ.AÇO INOX PRESS****CASQ. AÇO INOX PRESS ROSCA FEMEA**

01460501015012	CASQ.FEMEA AÇO INOX PRESS (M) 15X1/2	5.70
01460501018012	CASQ.FEMEA AÇO INOX PRESS (M) 18X1/2	5.70
01460501018034	CASQ.FEMEA AÇO INOX PRESS (M) 18X3/4	5.81
01460501022012	CASQ.FEMEA AÇO INOX PRESS (M) 22X1/2	5.81
01460501022034	CASQ.FEMEA AÇO INOX PRESS (M) 22X3/4	7.35
01460501028001	CASQ.FEMEA AÇO INOX PRESS (M) 28X1	10.26
01460501035032	CASQ.FEMEA AÇO INOX PRESS (M) 35X1	11.88
01460501035114	CASQ.FEMEA AÇO INOX PRESS (M) 35X11/4	12.51
01460501042112	CASQ.FEMEA AÇO INOX PRESS (M) 42X11/2	18.00
01460501054200	CASQ.FEMEA AÇO INOX PRESS (M) 54X2	25.50
014605010761075	CASQ.FEMEA AÇO INOX PRESS (M) 76.1X21/2	64.98

CASQ. AÇO INOX PRESS ROSCA MACHO

01460502015012	CASQ.MACHO AÇO INOX PRESS (M) 15X1/2	5.40
01460502018012	CASQ.MACHO AÇO INOX PRESS (M) 18X1/2	5.94



01460502018034	CASQ.MACHO AÇO INOX PRESS (M) 18X3/4	6.45
01460502022034	CASQ.MACHO AÇO INOX PRESS (M) 22X3/4	7.05
01460502028001	CASQ.MACHO AÇO INOX PRESS (M) 28X1	9.30
01460502035114	CASQ.MACHO AÇO INOX PRESS (M) 35X11/4	16.50
01460502042112	CASQ.MACHO AÇO INOX PRESS (M) 42X11/2	16.50
01460502054200	CASQ.MACHO AÇO INOX PRESS (M) 54X2	33.00
014605020761075	CASQ.MACHO AÇO INOX PRESS (M) 76.1X21/2	64.50
014605020889090	CASQ.MACHO AÇO INOX PRESS (M) 88.9X3	100.50
01460502108110	CASQ.MACHO AÇO INOX PRESS (M) 108X4	136.50

CASQ.ACO INOX PRESS C/PORCA LOUCA FEMEA

01460503018020	CASQ.ACO INOX PRESS C/P.LOUC.(M)18/1/2 F	6.84
01460503022025	CASQ.ACO INOX PRESS C/P.LOUC.(M)22/3/4 F	8.55
01460503028032	CASQ.ACO INOX PRESS C/P.LOUC.(M)28/1 F	19.80

**CURVAS ACO INOX PRES****CURVA 2 PEÇAS INOX PRESS C/P.LOUC**

01460207018020	CURVA 2 P.INOX PRESS P.LOUCA (M) 18X1/2	13.95
----------------	---	-------

CURVAS 45. M/F ACO INOX PRESS

01460202015	CURVA 45. M/F ACO INOX PRESS (M) 15	3.42
01460202018	CURVA 45. M/F ACO INOX PRESS (M) 18	3.93
01460202022	CURVA 45. M/F ACO INOX PRESS (M) 22	4.95
01460202028	CURVA 45. M/F ACO INOX PRESS (M) 28	6.15
01460202035	CURVA 45. M/F ACO INOX PRESS (M) 35	8.25
01460202042	CURVA 45. M/F ACO INOX PRESS (M) 42	10.67
01460202054	CURVA 45. M/F ACO INOX PRESS (M) 54	15.00
014602020761	CURVA 45. M/F ACO INOX PRESS (M) 76.1	48.00
014602020889	CURVA 45. M/F ACO INOX PRESS (M) 88.9	54.00
01460202108	CURVA 45. M/F ACO INOX PRESS (M) 108	72.00

CURVAS 45.SIMPLES ACO INOX PRESS

01460201015	CURVA 45. F/F ACO INOX PRESS (M) 15	3.70
01460201018	CURVA 45. F/F ACO INOX PRESS (M) 18	4.62
01460201022	CURVA 45. F/F ACO INOX PRESS (M) 22	5.94
01460201028	CURVA 45. F/F ACO INOX PRESS (M) 28	6.84
01460201035	CURVA 45. F/F ACO INOX PRESS (M) 35	9.06
01460201042	CURVA 45. F/F ACO INOX PRESS (M) 42	12.30
01460201054	CURVA 45. F/F ACO INOX PRESS (M)54	16.76
014602010761	CURVA 45. F/F ACO INOX PRESS (M) 76.1	48.00
014602010889	CURVA 45. F/F ACO INOX PRESS (M) 88.9	57.29
01460201108	CURVA 45. F/F ACO INOX PRESS (M) 108	82.50

JOELHOS ACO INOX PRE**JOELHOS ACO INOX C/PATER PRESS**

01460305015012	JOELHO C/PATER ACO INOX PRESS (M) 15X1/2	8.10
01460305018012	JOELHO C/PATER ACO INOX PRESS (M) 18X1/2	8.04
01460305022034	JOELHO C/PATER ACO INOX PRESS (M) 22X3/4	10.26

JOELHOS C/ROSC.F.ACO INOX PRESS

01460303015012	JOELHO FEM.ACO INOX PRESS (M) 15X1/2	7.13
01460303018012	JOELHO FEM.ACO INOX PRESS (M) 18X1/2	7.50
01460303022034	JOELHO FEM.ACO INOX PRESS (M) 22X3/4	9.30
01460303028001	JOELHO FEM.ACO INOX PRESS (M) 28X1	12.75
01460303035114	JOELHO FEM.ACO INOX PRESS (M) 35X11/4	21.15

JOELHOS C/ROSC.M.ACO INOX PRESS

01460304015012	JOELHO MA.ACO INOX PRESS (M) 15X1/2	6.75
01460304018012	JOELHO MA.ACO INOX PRESS (M) 18X1/2	8.55
01460304022034	JOELHO MA.ACO INOX PRESS (M) 22X3/4	9.45
01460304028001	JOELHO MA.ACO INOX PRESS (M) 28X1	12.15
01460304035114	JOELHO MA.ACO INOX PRESS (M) 35X11/4	18.47
01460304042112	JOELHO MA.ACO INOX PRESS (M) 42X11/2	27.36
01460304054200	JOELHO MA.ACO INOX PRESS (M) 54X2	35.91

JOELHOS M/F ACO INOX PRESS

+351 244 800 160
+351 244 802 323



geral@canalcentro.pt
info@canalcentro.pt



R. do Bailadouro s/nº,
2410-211 Pousos



01460302015	JOELHO M/F ACO INOX PRESS (M) 15	3.24
01460302018	JOELHO M/F ACO INOX PRESS (M) 18	3.90
01460302022	JOELHO M/F ACO INOX PRESS (M) 22	4.80
01460302028	JOELHO M/F ACO INOX PRESS (M) 28	6.00
01460302035	JOELHO M/F ACO INOX PRESS (M) 35	8.85
01460302042	JOELHO M/F ACO INOX PRESS (M) 42	13.68
01460302054	JOELHO M/F ACO INOX PRESS (M) 54	28.39
014603020761	JOELHO M/F ACO INOX PRESS (M) 76.1	54.00
014603020889	JOELHO M/F ACO INOX PRESS (M) 88.9	66.69
01460302108	JOELHO M/F ACO INOX PRESS (M) 108	94.05

JOELHOS SIMPLES 90.ACO INOX PRESS

01460301015	JOELHO ACO INOX PRESS (M) 15	3.45
01460301018	JOELHO ACO INOX PRESS (M) 18	4.05
01460301022	JOELHO ACO INOX PRESS (M) 22	4.95
01460301028	JOELHO ACO INOX PRESS (M) 28	6.45
01460301035	JOELHO ACO INOX PRESS (M) 35	9.30
01460301042	JOELHO ACO INOX PRESS (M) 42	14.94
01460301054	JOELHO ACO INOX PRESS (M) 54	20.25
014603010761	JOELHO ACO INOX PRESS (M) 76.1	54.72
014603010889	JOELHO ACO INOX PRESS (M) 88.9	75.60
01460301108	JOELHO ACO INOX PRESS (M) 108	102.60

JUNCOES INOX PRESS**JUNCOES DE 3 PECAS INOX PRESS**

01460701022	JUNCAO DE 3 PECAS INOX CRAVAR (M) 22	18.81
01460701028	JUNCAO DE 3 PECAS INOX CRAVAR (M) 28	23.94
01460701035	JUNCAO DE 3 PECAS INOX CRAVAR (M) 35	27.90
01460701042	JUNCAO DE 3 PECAS INOX CRAVAR (M) 42	34.50
01460701054	JUNCAO DE 3 PECAS INOX CRAVAR (M) 54	51.30

JUNTAS FKM SOLAR PRE**JUNTAS FKM SOLAR**

01461001015	JUNTA FKM SOLAR 15 - INOX/MT	0.51
01461001018	JUNTA FKM SOLAR 18 - INOX/MT	0.55
01461001022	JUNTA FKM SOLAR 22 - INOX/MT	0.98
01461001028	JUNTA FKM SOLAR 28 - INOX/MT	1.54
01461001042	JUNTA FKM SOLAR 42 - INOX/MT	2.74
01461001054	JUNTA FKM SOLAR 54 - INOX/MT	3.42

MAQUINA CRAVAR PRESS**MAQUINA CRAVAR ELECTRICA PRESS**

0146190101	MAQUINA CRAVAR R220 ELETTRICA PRESS (M)	SobConsulta
------------	---	-------------

MORDENTES ACO INOX P**MORDENTES AÇO INOX PRESS**

01462001015	MORDENTE AÇO INOX PRESS (M) 15	SobConsulta
01462001018	MORDENTE AÇO INOX PRESS (M) 18	SobConsulta
01462001022	MORDENTE AÇO INOX PRESS (M) 22	SobConsulta
01462001028	MORDENTE AÇO INOX PRESS (M) 28	SobConsulta
01462001035	MORDENTE AÇO INOX PRESS (M) 35	SobConsulta
01462001042	MORDENTE AÇO INOX PRESS (M) 42	SobConsulta

TAMPOES ACO INOX PRE**TAMPAO SIMPLES ACO INOX PRESS**

01460601054	TAMPAO SIMPL.ACO INOX PRESS (M) 54	10.26
-------------	------------------------------------	-------

TES ACO INOX PRESS**TE ROSC. CENTRO F.ACO INOX PRESS**

01460403015012	TE R.CENT.F.ACO INOX PRESS (M) 15X1/2	6.67
01460403018012	TE R.CENT.F.ACO INOX PRESS (M) 18X1/2	7.52
01460403018034	TE R.CENT.F.ACO INOX PRESS (M) 18X3/4	8.36
01460403022012	TE R.CENT.F.ACO INOX PRESS (M) 22X1/2	8.72
01460403022034	TE R.CENT.F.ACO INOX PRESS (M) 22X3/4	9.83
01460403028012	TE R.CENT.F.ACO INOX PRESS (M) 28X1/2	9.90



01460403028034	TE R.CENT.F.ACO INOX PRESS (M) 28X3/4	10.43
01460403035012	TE R.CENT.F.ACO INOX PRESS (M) 35X1/2	11.93
01460403035034	TE R.CENT.F.ACO INOX PRESS (M) 35X3/4	13.00
01460403042012	TE R.CENT.F.ACO INOX PRESS (M) 42X1/2	13.51
01460403042034	TE R.CENT.F.ACO INOX PRESS (M) 42X3/4	14.96
01460403042100	TE R.CENT.F.ACO INOX PRESS (M) 42X1	16.76
01460403042112	TE R.CENT.F.ACO INOX PRESS (M) 42X11/2	22.61
01460403054012	TE R.CENT.F.ACO INOX PRESS (M) 54X1/2	17.61
01460403054034	TE R.CENT.F.ACO INOX PRESS (M) 54X3/4	17.96
01460403054200	TE R.CENT.F.ACO INOX PRESS (M) 54X2	33.00
014604030761025	TE R.CENT.F.ACO INOX PRESS (M) 76X3/4	61.50
014604030761063	TE R.CENT.F.ACO INOX PRESS (M) 76.1X2	78.00
014604030889025	TE R.CENT.F.ACO INOX PRESS (M) 88.X3/4	78.00
014604030889063	TE R.CENT.F.ACO INOX PRESS (M) 88.9X2	87.00
01460403108025	TE R.CENT.F.ACO INOX PRESS (M) 108X3/4	100.50
01460403108063	TE R.CENT.F.ACO INOX PRESS (M) 108X2	106.50

TES REDUCAO ACO INOX PRESS

01460402018015018	TE RED.ACO INOX PRESS (M) 18X15X18	6.00
01460402022015022	TE RED.ACO INOX PRESS (M) 22X15X22	6.60
01460402022018022	TE RED.ACO INOX PRESS (M) 22X18X22	6.90
01460402028015028	TE RED.ACO INOX PRESS (M) 28X15X28	7.95
01460402028018028	TE RED.ACO INOX PRESS (M) 28X18X28	8.40
01460402028022028	TE RED.ACO INOX PRESS (M) 28X22X28	8.55
01460402035015035	TE RED.ACO INOX PRESS (M) 35X15X35	9.90
01460402035018035	TE RED.ACO INOX PRESS (M) 35X18X35	10.20
01460402035022035	TE RED.ACO INOX PRESS (M) 35X22X35	10.50
01460402035028035	TE RED.ACO INOX PRESS (M) 35X28X35	10.80
01460402042022042	TE RED.ACO INOX PRESS (M) 42X22X42	13.80
01460402042028042	TE RED.ACO INOX PRESS (M) 42X28X42	14.25
01460402042035042	TE RED.ACO INOX PRESS (M) 42X35X42	15.00
01460402054015054	TE RED.ACO INOX PRESS (M) 54X15X54	18.00
01460402054022054	TE RED.ACO INOX PRESS (M) 54X22X54	17.10
01460402054028054	TE RED.ACO INOX PRESS (M) 54X28X54	16.65
01460402054035054	TE RED.ACO INOX PRESS (M) 54X35X54	17.44
01460402054042054	TE RED.ACO INOX PRESS (M) 54X42X54	16.93
01460402076022076	TE RED.ACO INOX PRESS (M) 76.1X22X76.1	51.30
01460402076028076	TE RED.ACO INOX PRESS (M) 76.1X28X76.1	54.00
01460402076035076	TE RED.ACO INOX PRESS (M) 76.1X35X76.1	59.85
01460402076042076	TE RED.ACO INOX PRESS (M) 76.1X42X76.1	59.85
01460402076054076	TE RED.ACO INOX PRESS (M) 76.1X54X76.1	59.85
01460402088022088	TE RED.ACO INOX PRESS (M) 88.9X22X88.9	59.85
01460402088028088	TE RED.ACO INOX PRESS (M) 88.9X28X88.9	59.85
01460402088035088	TE RED.ACO INOX PRESS (M) 88.9X35X88.9	68.40
01460402088042088	TE RED.ACO INOX PRESS (M) 88.9X42X88.9	68.40
01460402088054088	TE RED.ACO INOX PRESS (M) 88.9X54X88.9	68.40
01460402088076088	TE RED.ACO INOX PRESS (M) 88.9X76X88.9	76.95
01460402108022108	TE RED.ACO INOX PRESS (M) 108X22X108	76.95
01460402108028108	TE RED.ACO INOX PRESS (M) 108X28X108	82.50
01460402108035108	TE RED.ACO INOX PRESS (M) 108X35X108	82.50
01460402108042108	TE RED.ACO INOX PRESS (M) 108X42X108	90.00
01460402108054108	TE RED.ACO INOX PRESS (M) 108X54X108	97.50
014604021080761108	TE RED.ACO INOX PRESS (M) 108X76.1X108	100.50
014604021080889108	TE RED.ACO INOX PRESS (M) 108X88.9X108	115.50

TES SIMPLES ACO INOX PRESS

01460401015	TE SIMPL.ACO INOX PRESS (M) 15	5.70
01460401018	TE SIMPL.ACO INOX PRESS (M) 18	6.75
01460401022	TE SIMPL.ACO INOX PRESS (M) 22	7.50
01460401028	TE SIMPL.ACO INOX PRESS (M) 28	9.00
01460401035	TE SIMPL.ACO INOX PRESS (M) 35	11.40



+351 244 800 160
+351 244 802 323



geral@canalcentro.pt
info@canalcentro.pt



R. do Bailadouro s/nº,
2410-211 Pousos

 **canalcentro**

01460401042	TE SIMPL.ACO INOX PRESS (M) 42	15.75
01460401054	TE SIMPL.ACO INOX PRESS (M) 54	19.50
014604010761	TE SIMPL.ACO INOX PRESS (M) 76.1	69.00
014604010889	TE SIMPL.ACO INOX PRESS (M) 88.9	82.50
01460401108	TE SIMPL.ACO INOX PRESS (M) 108	120.00

TUBOS ACO INOX AISI**MT TUBO AÇO INOX AISI 316L PRESS**

01460001015	TUBO ACO INOX AISI 316 CRAV.15X1.0MM	3.44
01460001018	TUBO ACO INOX AISI 316 CRAV.18X1.0MM	4.16
01460001022	TUBO ACO INOX AISI 316 CRAV.22X1.2MM	5.64
01460001028	TUBO ACO INOX AISI 316 CRAV.28X1.2MM	7.20
01460001035	TUBO ACO INOX AISI 316 CRAV.35X1.5MM	11.00
01460001042	TUBO ACO INOX AISI 316 CRAV.42X1.5MM	13.50
01460001054	TUBO ACO INOX AISI 316 CRAV.54X1.5MM	17.10
014600010761	TUBO ACO INOX AISI 316 CRAV.76.1X2MM	35.55
014600010889	TUBO ACO INOX AISI 316 CRAV.88.9X2MM	42.22
01460001108	TUBO ACO INOX AISI 316 CRAV.108X2MM	52.00

**UNIOES ACO INOX PRES****UNIOES COMPRIDA ACO INOX PRESS**

01460105015	UNIAO COMPRIDA ACO INOX PRESS (M) 15	4.89
01460105018	UNIAO COMPRIDA ACO INOX PRESS (M) 18	5.10
01460105022	UNIAO COMPRIDA ACO INOX PRESS (M) 22	5.81
01460105028	UNIAO COMPRIDA ACO INOX PRESS (M) 28	6.81
01460105035	UNIAO COMPRIDA ACO INOX PRESS (M) 35	14.03
01460105042	UNIAO COMPRIDA ACO INOX PRESS (M) 42	15.03
01460105054	UNIAO COMPRIDA ACO INOX PRESS (M) 54	16.70
01460105076	UNIAO COMPRIDA ACO INOX PRESS (M) 76	94.83
01460105108	UNIAO COMPRIDA ACO INOX PRESS (M) 108	109.40

UNIOES CRUZAM. SIMPLES ACO INOX PRESS

01460103015	UNIAO CRUZ.ACO INOX PRESS M/M (M) 15	7.90
01460103018	UNIAO CRUZ.ACO INOX PRESS M/M (M) 18	8.39
01460103022	UNIAO CRUZ.ACO INOX PRESS M/M (M) 22	8.53
01460103028	UNIAO CRUZ.ACO INOX PRESS M/M (M) 28	12.13

UNIOES FLANGEADA ACO INOX PRESS

01460106076	UNIAO FLANGEADA ACO INOX PRESS (M) 76	117.99
01460106088	UNIAO FLANGEADA ACO INOX PRESS (M) 88	145.35
01460106108	UNIAO FLANGEADA ACO INOX PRESS (M) 108	180.00

UNIOES RED. ACO INOX M/F PRESS

01460102018015	UNIAO RED.ACO INOX M/F PRESS (M) 18X15	2.93
01460102022015	UNIAO RED.ACO INOX M/F PRESS (M) 22X15	3.30
01460102022018	UNIAO RED.ACO INOX M/F PRESS (M) 22X18	3.30
01460102028015	UNIAO RED.ACO INOX M/F PRESS (M) 28X15	4.80
01460102028018	UNIAO RED.ACO INOX M/F PRESS (M) 28X18	4.28
01460102028022	UNIAO RED.ACO INOX M/F PRESS (M) 28X22	4.05
01460102035022	UNIAO RED.ACO INOX M/F PRESS (M) 35X22	4.55
01460102035028	UNIAO RED.ACO INOX M/F PRESS (M) 35X28	6.00
01460102042022	UNIAO RED.ACO INOX M/F PRESS (M) 42X22	9.00
01460102042028	UNIAO RED.ACO INOX M/F PRESS (M) 42X28	9.00
01460102042035	UNIAO RED.ACO INOX M/F PRESS (M) 42X35	7.50
01460102054022	UNIAO RED.ACO INOX M/F PRESS (M) 54X22	16.02
01460102054028	UNIAO RED.ACO INOX M/F PRESS (M) 54X28	16.13
01460102054035	UNIAO RED.ACO INOX M/F PRESS (M) 54X35	11.97
01460102054042	UNIAO RED.ACO INOX M/F PRESS (M) 54X42	16.44
01460102076054	UNIAO RED.ACO INOX M/F PRESS (M) 76.1X54	36.34
01460102088054	UNIAO RED.ACO INOX M/F PRESS (M) 88.9X54	32.48
01460102088076	UNIAO R.ACO INOX M/F PRESS (M) 88.9X76.1	39.00
01460102108054	UNIAO RED.ACO INOX M/F PRESS (M) 108X54	43.50
014601021080761	UNIAO RED.ACO INOX M/F PRESS (M)108X76.1	54.00
014601021080889	UNIAO RED.ACO INOX M/F PRESS (M)108X88.9	67.50



UNIOES SIMPLES ACO INOX PRESS

01460101015	UNIAO SIMPLES ACO INOX PRESS (M) 15	2.12
01460101018	UNIAO SIMPLES ACO INOX PRESS (M) 18	2.40
01460101022	UNIAO SIMPLES ACO INOX PRESS (M) 22	2.70
01460101028	UNIAO SIMPLES ACO INOX PRESS (M) 28	3.75
01460101035	UNIAO SIMPLES ACO INOX PRESS (M) 35	4.50
01460101042	UNIAO SIMPLES ACO INOX PRESS (M) 42	6.00
01460101054	UNIAO SIMPLES ACO INOX PRESS (M) 54	8.64
01460101076	UNIAO SIMPLES ACO INOX PRESS (M) 76.1	27.00
014601010889	UNIAO SIMPLES ACO INOX PRESS (M) 88.9	34.50
01460101108	UNIAO SIMPLES ACO INOX PRESS (M) 108	55.12

TUBOS / ACESS.F.F.SMU METALITE**ABRACADEIRAS SMU MET****ABRACADEIRAS DENTADA C/TA "802" METALITE**

01330503100	ABRACAD.DENTADA C/TAMPAO METALITE 100MM	50.39
-------------	---	-------

ABRACADEIRAS FIX.VERTICAL "802" METALITE

01330502050	ABRACAD.FIX.VERT.802 METALITE 50MM	2.36
01330502075	ABRACAD.FIX.VERT.802 METALITE 75MM	2.50
01330502100	ABRACAD.FIX.VERT.802 METALITE 100MM	3.13
01330502125	ABRACAD.FIX.VERT.802 METALITE 125MM	3.35
01330502150	ABRACAD.FIX.VERT.802 METALITE 150MM	3.87

ABRACADEIRAS SUSPENSÃO "401" METALITE

01330501050	ABRACAD.SUSPENSÃO 401 METALITE 50MM	2.36
01330501075	ABRACAD.SUSPENSÃO 401 METALITE 75MM	2.82
01330501100	ABRACAD.SUSPENSÃO 401 METALITE 100MM	3.35
01330501125	ABRACAD.SUSPENSÃO 401 METALITE 125MM	3.65
01330501150	ABRACAD.SUSPENSÃO 401 METALITE 150MM	3.87
01330501200	ABRACAD.SUSPENSÃO 401 METALITE 200MM	8.24
01330501250	ABRACAD.SUSPENSÃO 401 METALITE 250MM	9.19
01330501300	ABRACAD.SUSPENSÃO 401 METALITE 300MM	10.01

BUJÕES EXPANSÃO SMU**BUJÕES DE EXPANSÃO SMU METALITE**

01330801050	BUJAO EXPANSÃO SMU METALITE 50MM	17.59
01330801075	BUJAO EXPANSÃO SMU METALITE 75MM	20.82
01330801100	BUJAO EXPANSÃO SMU METALITE 100MM	26.02
01330801125	BUJAO EXPANSÃO SMU METALITE 125MM	31.18
01330801150	BUJAO EXPANSÃO SMU METALITE 150MM	38.77
01330801200	BUJAO EXPANSÃO SMU METALITE 200MM	78.02
01330801250	BUJAO EXPANSÃO SMU METALITE 250MM	116.11
01330801300	BUJAO EXPANSÃO SMU METALITE 300MM	164.40

CONES EXCÊNTRICOS SMU**CONES EXCÊNTRICOS SMU METALITE**

01330401075050	CONE EXCENT.SMU METALITE 75X50	12.59
01330401100050	CONE EXCENT.SMU METALITE 100X50	15.55
01330401100075	CONE EXCENT.SMU METALITE 100X75	15.06
01330401125075	CONE EXCENT.SMU METALITE 125X75	17.70
01330401125100	CONE EXCENT.SMU METALITE 125X100	17.70
01330401150075	CONE EXCENT.SMU METALITE 150X75	23.08
01330401150100	CONE EXCENT.SMU METALITE 150X100	23.08
01330401150125	CONE EXCENT.SMU METALITE 150X125	23.08
01330401200100	CONE EXCENT.SMU METALITE 200X100	44.69
01330401200125	CONE EXCENT.SMU METALITE 200X125	44.69
01330401200150	CONE EXCENT.SMU METALITE 200X150	44.69
01330401250150	CONE EXCENT.SMU METALITE 250X150	89.24
01330401250200	CONE EXCENT.SMU METALITE 250X200	89.24
01330401300150	CONE EXCENT.SMU METALITE 300X150	125.21
01330401300200	CONE EXCENT.SMU METALITE 300X200	125.21
01330401300250	CONE EXCENT.SMU METALITE 300X250	125.21



CURVAS METALITE**CURVAS METALITE 22.**

01330204100	CURVA METALITE 22. 100MM	13.88
01330204150	CURVA METALITE 22. 150MM	24.94

CURVAS METALITE 45.

01330201050	CURVA METALITE 45. 50MM	9.95
01330201075	CURVA METALITE 45. 75MM	12.59
01330201100	CURVA METALITE 45. 100MM	13.85
01330201125	CURVA METALITE 45. 125MM	20.28
01330201150	CURVA METALITE 45. 150MM	24.94
01330201200	CURVA METALITE 45. 200MM	54.67
01330201250	CURVA METALITE 45. 250MM	114.28
01330201300	CURVA METALITE 45. 300MM	176.29

CURVAS METALITE 90.

01330202050	CURVA METALITE 90. 50MM	9.95
01330202075	CURVA METALITE 90. 75MM	12.59
01330202100	CURVA METALITE 90. 100MM	13.85
01330202125	CURVA METALITE 90. 125MM	20.28
01330202150	CURVA METALITE 90. 150MM	24.94
01330202200	CURVA METALITE 90. 200MM	54.67
01330202250	CURVA METALITE 90. 250MM	114.58
01330202300	CURVA METALITE 90. 300MM	176.29

FORQUILHAS SIMPLES M**FORQUILHAS DERIV.RED.SMU METALITE 45.**

01330304075050	FORQ.RED.SMU METALI.45. 75X50	19.77
01330304100050	FORQ.RED.SMU METALI.45. 100X50	25.72
01330304100075	FORQ.RED.SMU METALI.45. 100X75	25.72
01330304125050	FORQ.RED.SMU METALI.45. 125X50	40.46
01330304125075	FORQ.RED.SMU METALI.45. 125X75	40.46
01330304125100	FORQ.RED.SMU METALI.45. 125X100	40.46
01330304150100	FORQ.RED.SMU METALI.45. 150X100	60.13
01330304150125	FORQ.RED.SMU METALI.45. 150X125	60.13
01330304200075	FORQ.RED.SMU METALI.45. 200X75	144.25
01330304200100	FORQ.RED.SMU METALI.45. 200X100	139.52
01330304200125	FORQ.RED.SMU METALI.45. 200X125	139.52
01330304200150	FORQ.RED.SMU METALI.45. 200X150	139.52
01330304250150	FORQ.RED.SMU METALI.45. 250X150	295.96
01330304250200	FORQ.RED.SMU METALI.45. 250X200	295.96
01330304300100	FORQ.RED.SMU METALI.45. 300X100	378.36
01330304300125	FORQ.RED.SMU METALI.45. 300X125	378.36
01330304300200	FORQ.RED.SMU METALI.45. 300X200	378.36
01330304300250	FORQ.RED.SMU METALI.45. 300X250	378.36

FORQUILHAS DERIV.RED.SMU METALITE 90.

01330305075050	FORQ.RED.SMU METALI.90. 75X50	19.77
01330305100050	FORQ.RED.SMU METALI.90. 100X50	25.72
01330305100075	FORQ.RED.SMU METALI.90. 100X75	25.72
01330305125100	FORQ.RED.SMU METALI.90. 125X100	40.46

FORQUILHAS DUPLAS METALITE 45.

01330307100	FORQ.DUPLA METALITE 45. 100MM	38.31
01330307125	FORQ.DUPLA METALITE 45. 125MM	60.42
01330307150	FORQ.DUPLA METALITE 45. 150MM	90.29

FORQUILHAS DUPLAS METALITE 68.

01330309200	FORQ.DUPLA METALITE 68. 200MM	188.70
-------------	-------------------------------	--------

FORQUILHAS DUPLAS METALITE 90.

01330308100	FORQ.DUPLA METALITE 90. 100MM	38.31
-------------	-------------------------------	-------

FORQUILHAS SIMPLES METALITE 45.

01330301050	FORQ.SIMPLES METALITE 45. 50MM	17.59
01330301075	FORQ.SIMPLES METALITE 45. 75MM	19.77



01330301100	FORQ.SIMPLES METALITE 45. 100MM	25.72
01330301125	FORQ.SIMPLES METALITE 45. 125MM	40.46
01330301150	FORQ.SIMPLES METALITE 45. 150MM	60.13
01330301200	FORQ.SIMPLES METALITE 45. 200MM	139.52
01330301250	FORQ.SIMPLES METALITE 45. 250MM	295.96
01330301300	FORQ.SIMPLES METALITE 45. 300MM	378.36

FORQUILHAS SIMPLES METALITE 90.

01330302050	FORQ.SIMPLES METALITE 90. 50MM	17.59
01330302075	FORQ.SIMPLES METALITE 90. 75MM	19.77
01330302100	FORQ.SIMPLES METALITE 90. 100MM	28.29
01330302125	FORQ.SIMPLES METALITE 90. 125MM	40.46
01330302150	FORQ.SIMPLES METALITE 90. 150MM	60.13
01330302200	FORQ.SIMPLES METALITE 90. 200MM	125.58
01330302250	FORQ.SIMPLES METALITE 90. 250MM	295.96
01330302300	FORQ.SIMPLES METALITE 90. 300MM	378.36

JUNCOES LIGACAO PVC**JUNCOES LIGACAO PVC / SMU METALITE**

01330901050050	ANEL COMPENSACAO PVC 50/SMU 50MM 156399	7.51
01330901090100	ANEL COMPENSACAO PVC 90/SMU 100MM 156555	25.80
01330901110125	ANEL COMPENSACAO PVC110/SMU 125MM 156635	25.54
01330901125125	ANEL COMPENSACAO PVC125 /SMU 125MM	12.50

JUNTAS SMU METALITE**JUNTAS RAPIDAS GLOBAL W2**

01330605050	JUNTA RAPIDA GLOBAL NG - W2 50MM	3.54
01330605075	JUNTA RAPIDA GLOBAL NG - W2 75MM	4.53
01330605100	JUNTA RAPIDA GLOBAL NG - W2 100MM	3.90
01330605125	JUNTA RAPIDA GLOBAL NG - W2 125MM	8.07
01330605150	JUNTA RAPIDA GLOBAL NG - W2 150MM	8.28
01330605200	JUNTA RAPIDA GLOBAL NG - W2 200MM	16.01
01330605250	JUNTA RAPIDA GLOBAL NG - W2 250MM	21.17
01330605300	JUNTA RAPIDA GLOBAL NG - W2 300MM	23.22

JUNTAS TRANSICAO EK SMU METALITE

01330604100	JUNTA TRANS.EK FIX SMU METALITE 100	20.63
-------------	-------------------------------------	-------

SIFOES SMU METALITE**SIFOES SMU METALITE**

01331101050	SIFAO SMU METALITE 50MM	76.78
01331101075	SIFAO SMU METALITE 75MM	100.78
01331101100	SIFAO SMU METALITE 100MM	116.49
01331101125	SIFAO SMU METALITE 125MM	155.74
01331101150	SIFAO SMU METALITE 150MM	210.35
01331101200	SIFAO SMU METALITE 200MM	414.57

TAMPOES SMU METALITE**TAMPOES HERMETICOS**

01330702100	TAMPAO HERMET.SMU METALITE 100MM	24.60
01330702125	TAMPAO HERMET.SMU METALITE 125MM	29.47
01330702150	TAMPAO HERMET.SMU METALITE 150MM	36.69
01330702200	TAMPAO HERMET.SMU METALITE 200MM	73.82

TAMPOES SIMPLES SMU METALITE

01330701050	TAMPAO SIMPLES SMU METALITE 50MM	10.90
01330701075	TAMPAO SIMPLES SMU METALITE 75MM	12.32
01330701100	TAMPAO SIMPLES SMU METALITE 100MM	15.55
01330701125	TAMPAO SIMPLES SMU METALITE 125MM	19.48
01330701150	TAMPAO SIMPLES SMU METALITE 150MM	22.71
01330701200	TAMPAO SIMPLES SMU METALITE 200MM	47.19
01330701250	TAMPAO SIMPLES SMU METALITE 250MM	56.39
01330701300	TAMPAO SIMPLES SMU METALITE 300MM	68.04

TES DE VISITA SMU ME**TES DE VISITA SMU METALITE**

+351 244 800 160
+351 244 802 323



geral@canalcentro.pt
info@canalcentro.pt



R. do Bailadouro s/nº,
2410-211 Pousos



01331001050	TE VISITA SMU METALITE 50	37.56
01331001075	TE VISITA SMU METALITE 75	41.73
01331001100	TE VISITA SMU METALITE 100	48.94
01331001125	TE VISITA SMU METALITE 125	76.67
01331001150	TE VISITA SMU METALITE 150	97.04
01331001200	TE VISITA SMU METALITE 200	171.77
01331001250	TE VISITA SMU METALITE 250	203.41
01331001300	TE VISITA SMU METALITE 300	254.74

TUBOS SMU METALITE**TUBOS SMU METALITE**

01330101050	METRO TUBO SMU METALITE 50	17.75
01330101075	METRO TUBO SMU METALITE 75	20.14
01330101100	METRO TUBO SMU METALITE 100	23.98
01330101125	METRO TUBO SMU METALITE 125	31.78
01330101150	METRO TUBO SMU METALITE 150	39.57
01330101200	METRO TUBO SMU METALITE 200	63.81
01330101250	METRO TUBO SMU METALITE 250	97.02
01330101300	METRO TUBO SMU METALITE 300	121.80

TUBOS / ACESS.MULTICAMADA PERFIL-AL**ACESS.P/SISTEMA MULT****COMANDOS DE MANIPULO**

0137150101	COMANDO OCULTO C/ESPELHO MULTICAM.	13.60
0137150104	MANIPULO C/ESPELHO AJUSTAVEL MULTICAM.	13.40

ADAPTADORES MULTICAP**ADAPTADORES MULT. PERFIL-ALU-PEX**

01370801016025	ADAPTADOR CRAV.MULTICAPA 16X3/4	6.70
----------------	---------------------------------	------

CALIBRADORES MULTICA**CALIBRADOR ABOC.ESC.MULT. PERFIL-ALU-PEX**

01371102016018020	ESCARIADOR 16X18X20	21.50
01371102020025032	ESCARIADOR 20X25X32	12.20

CALIBRADORES ESCAR. MULT. PERFIL-ALU-PEX

01371103040	CALIBRADOR ESCAREADOR MULTICAPA 40	159.20
-------------	------------------------------------	--------

CASQUILHOS CRAVAMENT**CASQUILHO INOX CRAVAR MULTICAPA**

01371201016	CASQ.INOX CRAVAR MULTICAPA 16X16	1.00
01371201020	CASQ.INOX CRAVAR MULTICAPA 20X20	1.40
01371201025	CASQ.INOX CRAVAR MULTICAPA 25X25	3.00
01371201032	CASQ.INOX CRAVAR MULTICAPA 32X32	3.40

CASQUILHOS MULTICAP.**CASQUILHOS MACHO MULTIC.PERFIL-ALU-PEX**

01370301040032	CASQ.MACHO MULT.PERFIL-ALU-PEX 40X1	31.10
----------------	-------------------------------------	-------

MOLAS CRAV.MULTICAPA**MOLAS CRAV.EXT. MULT. PERFIL-ALU-PEX**

01371002016	MOLA EXTERIOR P/MULTICAMADA 16	14.30
01371002020	MOLA EXTERIOR P/MULTICAMADA 20	20.59
01371002025	MOLA EXTERIOR P/MULTICAMADA 25	21.40
01371002032	MOLA EXTERIOR P/MULTICAMADA 32	32.40

MOLAS CRAV.INT.MULT. PERFIL-ALU-PEX

01371001016	MOLA INTERIOR P/MULTICAMADA 16	11.40
01371001020	MOLA INTERIOR P/MULTICAMADA 20	17.00
01371001025	MOLA INTERIOR P/MULTICAMADA 25	23.80

TES MULTICAPA PRESS**TES DE REDUÇÃO MULT. PERFIL-ALU-PEX**

01370502063025063	TE RED.MULTICAPA PERFIL-ALU-PEX 63X25X63	220.00
-------------------	--	--------

TUBO MULTICAPA PERFI**TUBOS MULT.PERFIL-ALU-PEX ROLO**

01370101020	TUBO MULT.PERFIL-ALU-PEX ROLO 20X2,0	3.03
-------------	--------------------------------------	------



01370101025	TUBO MULT.PERFIL-ALU-PEX ROLO 25X2,5	4.73
01370101032	TUBO MULT.PERFIL-ALU-PEX ROLO 32X3,0	7.40

TUBOS MULT.PERFIL-ALU-PEX ISOL.BR.ROLO

01370104032	TUBO PERFIL-ALU-PEX ISOLADO BR.32X3,0 R.	13.47
-------------	--	-------

TUBOS / ACESS.MULTICAMADA PEX GIACO**ACESSORIOS P/SISTEMA****ACESSORIOS P/SISTEMA "PEX-AL-PEX"**

0138070104	RP202 MORDENTE P/MAQ.PRENS.GIAC.26	SobConsulta
0138070106	RP208A MOLA EXT.P/TUBO PEX-AL-PEX 26	9.47
01380701RP202Y014	RP202 MORDENTE P/MAQ.PRENS.GIAC.26	SobConsulta
01380701RP202Y016U	RP202 MORDENTE P/MAQ.PRENS.GIAC.16 USADA	SobConsulta
01380701RP202Y020U	RP202 MORDENTE P/MAQ.PRENS.GIAC.20 USADA	SobConsulta
01380701RP202Y026U	RP202 MORDENTE P/MAQ.PRENS.GIAC.26 USADA	SobConsulta
01380701RP209Y001	RP209 CALIBRADOR P/TUBO PEX-AL-PEX 14-20	54.09
01380701RP209Y002	RP209 CALIBRADOR P/TUBO PEX-AL-PEX 26-32	58.16

**ADAPTADORES P/TUBO P****ADAPTADORES P/T.PEX R179**

01380803R179X104	R179 ADAPTADOR TUBO PEX 22X25X2,5	3.45
------------------	-----------------------------------	------

ADAPTADORES P/T.PEX R179E

01380802R179EX024	R179E ADAP.TUBO PEX 3/4 EX(16X2)	2.43
01380802R179EX025	R179E ADAP.TUBO PEX 3/4 EX(17X2)	2.43
01380802R179EX027	R179E ADAP.TUBO PEX 3/4 EX(20X2)	4.20
01380802R179EY055	R179E ADAP.TUBO PEX 1/2 EY(16X2,0)	1.80
01380802R179RX022	R179E ADAP.TUBO PEX 3/4 EX(16X1.5)	2.51

ADAPTADORES P/T.PEX-AL-PEX R179 E R179AM

01380801R179AY071	R179A ADAPTADOR P/PEX 28X32X2.9	6.71
01380801R179MX012	R179AM ADAPTADOR P/PEX 16X14X2	2.02
01380801R179MX013	R179AM ADAPT.PEX-AL-PEX 16X16X2,2	2.02
01380801R179MX014	R179AM ADAPT.PEX-AL-PEX 16X16X2	2.02
01380801R179MX015	R179AM ADAPT.PEX-AL-PEX 16X18X2	2.02
01380801R179MX016	R179AM ADAPTADOR P/PEX 12X16X2.2	1.44
01380801R179MX019	R179AM ADAPTADOR T/PEX/AL 16X(17X2)	2.65
01380801R179MX020	R179AM ADAPT.PEX-AL-PEX 16X20X2	2.02
01380801R179MX022	R179AM ADAPTADOR P/PEX 18X14X2	2.43
01380801R179MX023	R179AM ADAPTADOR P/PEX 18X16X2.2	2.43
01380801R179MX024	R179AM ADAPT.PEX-AL-PEX 18X16X2	2.43
01380801R179MX025	R179AM ADAPT.PEX-AL-PEX 18X18X2	2.43
01380801R179MX026	R179AM ADAPT.PEX-AL-PEX 18X20X2	2.43
01380801R179MX034	R179AM ADAPT.PEX-AL-PEX 18X(17X2)	2.43
01380801R179MX038	R179AM ADAPT.PEX-AL-PEX 16X20X2.8	2.02
01380801R179MX040	R179AM ADAPT.PEX-AL-PEX 22X26X3	5.49
01380801R179MX041	R179AM ADAPT.PEX-AL-PEX 22X20X2	3.41
01380801R179MX045	R179AM ADAPT.PEX-AL-PEX 28X32X3	8.09
01380801R179X017	R179 ADAPTADOR P/PEX 12X16X2.0	1.59
01380801R179X019	R179 ADAPTADOR P/PEX 12X16X1.5	2.61
01380801R179X021	R179 ADAPT.PEX-AL-PEX 12X14X1.5	2.61
01380801R179X025	R179 ADAPTADOR P/PEX 16X12X2	1.89
01380801R179X033	R179 ADAPTADOR P/PEX 16X15X2.5	3.19
01380801R179X040	R179 ADAPT.PEX-AL-PEX 16X16X1.8	2.21
01380801R179X051	R179 ADAPT.PEX-AL-PEX 16X20X1.9	2.21
01380801R179X062	R179 ADAPTADOR P/PEX 18X12X2	2.21
01380801R179X076	R179 ADAPTADOR P/PEX 18X16X1.8	2.64
01380801R179X087	R179 ADAPTADOR P/PEX 18X20X2.8	2.43
01380801R179X101	R179 ADAPTADOR P/PEX 22X20X2	3.06
01380801R179X103	R179 ADAPTADOR P/PEX 22X25X3.5	3.64
01380801R179X105	R179 ADAPTADOR P/PEX 22X25X2.3	3.37

CURVAS 90.PEX-AL-PEX**RP122 CURVAS SIMPLES 90. "PEX-AL-PEX"**

+351 244 800 160
+351 244 802 323



geral@canalcentro.pt
info@canalcentro.pt



R. do Bailadouro s/nº,
2410-211 Pousos



01380401040	RP122 CURVA SIMP.90. PEX-AL-PEX 40	43.86
01380401RM122Y003	RM122 CURVA SIMP.90. PEX-AL-PEX 16	4.46
01380401RM122Y007	RM122 CURVA SIMP.90. PEX-AL-PEX 20	5.53
01380401RM122Y009	RM122 CURVA SIMP.90. PEX-AL-PEX 26	7.98
01380401RM122Y011	RM122 CURVA SIMP.90. PEX-AL-PEX 32	11.81
01380401RM122Y013	RM122 CURVA SIMP.90. PEX-AL-PEX 40x3.5	45.18
01380401RM122Y014	RM122 CURVA SIMP.90. PEX-AL-PEX 50	62.13

RP127 CURVAS MACHO 90. "PEX-AL-PEX"

01380402RM127Y033	RM127 CURVA M 90. PEX-AL-PEX 1/2X16	3.37
01380402RM127Y037	RM127 CURVA M 90. PEX-AL-PEX 1/2X20	4.04
01380402RM127Y047	RM127 CURVA M 90. PEX-AL-PEX 3/4X20	4.54
01380402RM127Y049	RM127 CURVA M 90. PEX-AL-PEX 3/4X26	6.14
01380402RM127Y059	RM127 CURVA M 90. PEX-AL-PEX 1X32	SobConsulta

RP129 CURVAS FEMEAS 90. "PEX-AL-PEX"

01380403RM129Y033	RM129 CURVA F 90. PEX-AL-PEX 1/2X16	3.70
01380403RM129Y037	RM129 CURVA F 90. PEX-AL-PEX 1/2X20	4.39
01380403RM129Y047	RM129 CURVA F 90. PEX-AL-PEX 3/4X20	4.85
01380403RM129Y049	RM129 CURVA F 90. PEX-AL-PEX 3/4X26	6.57
01380403RM129Y059	RM129 CURVA F 90. PEX-AL-PEX 1X32	8.09

JOELHOS C/PATER PEX**RP139 JOELHOS C/PATER "PEX-AL-PEX"**

01380601RM139Y033	RM139 JOELHO F C/P.PEX-AL-PEX 1/2X16	5.05
01380601RM139Y037	RM139 JOELHO F C/P.PEX-AL-PEX 1/2X20	4.94
01380601RM139Y049	RM139 JOELHO F C/P.PEX-AL-PEX 3/4X26	7.10

LIGADORES PEX-AL-PEX**RM179 LIGADORES DE LIG.C/P.LOUCA PEX-AL**

01380304RM179Y053	RM179SP LIG.PEX-AL-PEX C/P.LOU.1/2 (16X2)	2.88
01380304RM179Y056	RM179SP LIG.PEX-AL-PEX C/P.LOU.1/2 (20X2)	3.69
01380304RM179Y066	RM179SP LIG.PEX-AL-PEX C/P.LOU.3/4 (20X2)	3.63
01380304RM179Y069	RM179SP LIG.PEX-AL-PEX C/P.LOU.3/4 (26X3)	4.97
01380304RM179Y074	RM179SP LIG.PEX-AL-PEX C/P.LOU.1 (32X3)	10.37

RM18 LIG.(3P) FEMEOS "PEX-AL-PEX"

01380305RM18Y037	RM18 LIG.(3P) FE PM 1/2X(20X2)	5.49
01380305RM18Y049	RM18 LIG.(3P) FE PM 3/4X(26X3)	8.25

RP107 LIGADORES MACHO "PEX-AL-PEX"

0138030105	RP107 LIGADOR M PEX-AL-PEX 1X26	5.94
01380301RM107Y033	RM107 LIGADOR M PEX-AL-PEX 1/2X16	2.68
01380301RM107Y037	RM107 LIGADOR M PEX-AL-PEX 1/2X20	3.37
01380301RM107Y047	RM107 LIGADOR M PEX-AL-PEX 3/4X20	3.64
01380301RM107Y049	RM107 LIGADOR M PEX-AL-PEX 3/4X26	4.45
01380301RM107Y059	RM107 LIGADOR M PEX-AL-PEX 1X32	6.75
01380301RM107Y066	RM107 LIGADOR M PEX-AL-PEX 11/4X40	24.49
01380301RM107Y077	RM107 LIGADOR M PEX-AL-PEX 11/2X50	35.03
01380301RM107Y088	RM107 LIGADOR M PEX-AL-PEX 2X63	51.93

RP109 LIGADORES FEMEOS "PEX-AL-PEX"

01380302RM109Y033	RM109 LIGADOR F PEX-AL-PEX 1/2X16	3.21
01380302RM109Y037	RM109 LIGADOR F PEX-AL-PEX 1/2X20	3.70
01380302RM109Y047	RM109 LIGADOR F PEX-AL-PEX 3/4X20	4.41
01380302RM109Y049	RM109 LIGADOR F PEX-AL-PEX 3/4X26	5.00
01380302RM109Y059	RM109 LIGADOR F PEX-AL-PEX 1X32	7.09

RP179TR LIGADORES P/ BASE ADAP. PEX-AL-

01380303RP179X023	RP179TR LIG.PEX-AL-PEX C/POR.LOU.16X16X2	2.94
01380303RP179X036	RP179TR LIG.PEX-AL-PEX C/POR.LOU.18X20X2	3.03

TES PEX-AL-PEX GIA**RP150 TES SIMPLES "PEX-AL-PEX"**

01380501RM150Y003	RM150 TE SIMPLES PEX-AL-PEX 16	6.07
01380501RM150Y007	RM150 TE SIMPLES PEX-AL-PEX 20	7.31
01380501RM150Y009	RM150 TE SIMPLES PEX-AL-PEX 26	11.68



01380501RM150Y011	RM150 TE SIMPLES PEX-AL-PEX 32	17.06
01380501RM150Y012	RM150 TE SIMPLES PEX-AL-PEX 40X3.5	56.47
01380501RM150Y013	RM150 TE SIMPLES PEX-AL-PEX 50X4	75.30

RP151 TES REDUCAO "PEX-AL-PEX"

0138050205	RP151 TE RED.PEX-AL-PEX 20X20X26	7.15
0138050213	RP151 TE RED.PEX-AL-PEX 40X26X40	53.01
0138050214	RP151 TE RED.PEX-AL-PEX 40X32X40	55.40
0138050215	RP151 TE RED.PEX-AL-PEX 40X32X32	57.60
0138050216	RP151 TE RED.PEX-AL-PEX 40X40X32	55.28
01380502RM151Y045	RM151 TE RED.PEX-AL-PEX 16X20X16	7.04
01380502RM151Y063	RM151 TE RED.PEX-AL-PEX 20X16X16	6.72
01380502RM151Y064	RM151 TE RED.PEX-AL-PEX 20X16X20	7.07
01380502RM151Y065	RM151 TE RED.PEX-AL-PEX 20X20X16	7.20
01380502RM151Y067	RM151 TE RED.PEX-AL-PEX 20X26X20	9.25
01380502RM151Y084	RM151 TE RED.PEX-AL-PEX 26X20X20	9.53
01380502RM151Y085	RM151 TE RED.PEX-AL-PEX 26X16X26	10.16
01380502RM151Y086	RM151 TE RED.PEX-AL-PEX 26X20X26	10.36
01380502RM151Y089	RM151 TE RED.PEX-AL-PEX 26X26X20	10.90
01380502RM151Y092	RM151 TE RED.PEX-AL-PEX 32X26X26	12.47
01380502RM151Y093	RM151 TE RED.PEX-AL-PEX 32X26X32	14.49
01380502RM151Y146	RM151 TE RED.PEX-AL-PEX 40X26X40	54.60
01380502RM151Y148	RM151 TE RED.PEX-AL-PEX 40X32X32	59.32
01380502RM151Y158	RM151 TE RED.PEX-AL-PEX 50X32X50	73.43

RP153 TES ROSCA MACHO CENTRO PEX-AL-PEX

0138050402	RP153 TE ROS.M CEN.PEX-AL-PEX 20X1/2X20	6.76
01380504RM153Y033	RM153 TE ROS.M CEN.PEX-AL-PEX 16X1/2X16	5.74
01380504RM153Y037	RM153 TE ROS.M CEN.PEX-AL-PEX 20X1/2X20	6.75

RP154 TES ROSCA FEM.CENTRO "PEX-AL-PEX"

01380503RM154Y033	RM154 TE ROS.F CEN.PEX-AL-PEX 16X1/2X16	6.07
01380503RM154Y037	RM154 TE ROS.F CEN.PEX-AL-PEX 20X1/2X20	6.40
01380503RM154Y049	RM154 TE ROS.F CEN.PEX-AL-PEX 26X3/4X26	9.50
01380503RM154Y059	RM154 TE ROS.F CEN.PEX-AL-PEX 32X1X32	13.16

TUBO MULTICAM.GIACOM**R977 TUBO "PE-RT-AL-PE-RT" ROLOS**

01380104R977Y142	R977 TUBO PE-RT-AL-PE-RT ROLO 20X2	1.50
01380104R977Y173	R977 TUBO PE-RT-AL-PE-RT ROLO 26X3	3.20
01380104R977Y183	R977 TUBO PE-RT-AL-PE-RT ROLO 32X3	3.98
01380104R977Y184	R977 TUBO PE-RT-AL-PE-RT ROLO 32X3 novo	3.98
01380104R977Y222	R977 TUBO PE-RT-AL-PE-RT ROLO 16X2	1.21
01380104R977Y282	R977 TUBO PE-RT-AL-PE-RT VARA 32X3	4.40
01380104R977Y283	R977 TUBO PE-RT-AL-PE-RT ROLO 32X3	3.98

R977I TUBO "PE-RT-AL-PE-RT" ISOLADO ROLO

01380105R977IY240	R977I TUBO PE-RT-AL-PE-RT ISOLADO 20X2	2.70
01380105R977IY270	R977I TUBO PE-RT-AL-PE-RT ISOLADO 26X3	5.05
01380105R977IY280	R977I TUBO PE-RT-AL-PE-RT ISOLADO 32X3	6.12

R999 TUBO "PEX-AL-PEX" ROLOS

01380101016	R999Y122 TUBO PEX-AL-PEX ROLO 16X2-100MT	1.38
013801010161	R999Y124 TUBO PEX-AL-PEX ROLO 16X2-500MT	1.38
01380101020	R999Y142 TUBO PEX-AL-PEX ROLO 20X2-100MT	2.05
01380101026	R999Y173 TUBO PEX-AL-PEX ROLO 26X3-50MT	4.19
01380101032	R999Y183 TUBO PEX-AL-PEX ROLO 32X3-50MT	6.00

R999 TUBO "PEX-AL-PEX" VARA (5MTS)

01380102026	R999GTUBO PEX-AL-PEX VARA 26X3.0 / 5MTS	4.47
01380102032	R999GTUBO PEX-AL-PEX VARA 32X3.0 / 5MTS	6.33
01380102040	R999GTUBO PEX-AL-PEX VARA 40X3,5 / 5MTS	11.75
01380102050	R999GTUBO PEX-AL-PEX VARA 50X4.0 / 5MTS	17.10
01380102063	R999GTUBO PEX-AL-PEX VARA 63X4,5 / 5MTS	26.00

R999I TUBO "PEX-AL-PEX" ISOLADO ROLO 50M

01380103R999IY120	R999I TUBO PEX-AL-PEX ISOLADO ROLO 16X2 CINZENTO	1.98
01380103R999IY170	R999I TUBO PEX-AL-PEX ISOLADO ROLO 26X3 CINZENTO	5.46
01380103R999IY220	R999I TUBO PEX-AL-PEX ISOLADO ROLO 16X2	2.52
01380103R999IY240	R999I TUBO PEX-AL-PEX ISOLADO ROLO 20X2	3.01
01380103R999IY270	R999I TUBO PEX-AL-PEX ISOLADO ROLO 26X3	6.73
01380103R999IY280	R999I TUBO PEX-AL-PEX ISOLADO ROLO 32X3	8.61

UNIOES PEX-AL-PEX**RP102 UNIOES SIMPLES "PEX-AL-PEX"**

01380201RM102Y003	RM102 UNIAO PEX-AL-PEX 16X2	3.55
01380201RM102Y007	RM102 UNIAO PEX-AL-PEX 20X2	4.55
01380201RM102Y009	RM102 UNIAO PEX-AL-PEX 26X3	6.97
01380201RM102Y011	RM102 UNIAO PEX-AL-PEX 32X3	10.79
01380201RM102Y014	RM102 UNIAO PEX-AL-PEX 40X3.5	33.53
01380201RM102Y015	RM102 UNIAO PEX-AL-PEX 50X4	48.08
01380201RP102X013	RP102X013 UNIAO PEX-AL-PEX 17X2	10.84

RP103 UNIOES REDUCAO "PEX-AL-PEX"

01380202RM103Y010	RM103 UNIAO RED.PEX-AL-PEX 20X16	4.35
01380202RM103Y018	RM103 UNIAO RED.PEX-AL-PEX 26X20	5.92
01380202RM103Y021	RM103 UNIAO RED.PEX-AL-PEX 32X20	8.03
01380202RM103Y022	RM103 UNIAO RED.PEX-AL-PEX 32X26	8.56
01380202RM103Y065	RM103 UNIAO RED.PEX-AL-PEX 40X32	29.37
01380202RM103Y075	RM103 UNIAO RED.PEX-AL-PEX 50X32	34.90

VALV.P/SIST.MULTICAM**RM173 VALVULAS C/MAN.PLASTICO GIACOMINI**

01380901H174AX001	H174A MANIPLO E ROSETA CR P/TORN. CORTE	10.31
01380901RM173Y033	RM173 VALVULA 16X16/2 C/MAN.PLASTICO	11.90
01380901RM173Y037	RM173 VALVULA 20X20/2 C/MAN.PLASTICO	12.71

TUBOS / ACESSORIOS AÇO INOX ROSCADO**CANHOES AÇO INOX 316****CANHOES INOX AISI 316 MACHO P/MANGUEIRA**

01491201020	CANHAO INOX MACHO P/MANGUEIRA 1/2	1.92
01491201025	CANHAO INOX MACHO P/MANGUEIRA 3/4	2.75
01491201032	CANHAO INOX MACHO P/MANGUEIRA 1	5.14
01491201040	CANHAO INOX MACHO P/MANGUEIRA 11/4	6.16
01491201050	CANHAO INOX MACHO P/MANGUEIRA 11/2	13.03
01491201063	CANHAO INOX MACHO P/MANGUEIRA 2	17.62

CASQUILHOS AÇO INOX**CASQ.DUPLS RED.M/M INOX AISI 316 ROSCAD**

01490602025020	CASQ.DUPLS RED.M/M INOX AISI 316 3/4X1/2	3.25
01490602032025	CASQ.DUPLS RED.M/M INOX AISI 316 1X3/4	4.70
01490602040032	CASQ.DUPLS RED.M/M INOX AISI 316 11/4X1	5.65
01490602050032	CASQ.DUPLS RED.M/M INOX AISI 316 11/2X1	6.90
01490602050040	CASQ.DUPLS RED.M/M INOX AISI 316 11/2X11/4	6.90

CASQUILHOS DUPLS AÇO INOX AISI 316 ROSC

01490601020	CASQUILHO DUPLS INOX AISI 316 1/2	1.90
01490601025	CASQUILHO DUPLS INOX AISI 316 3/4	2.65
01490601032	CASQUILHO DUPLS INOX AISI 316 1	3.95
01490601040	CASQUILHO DUPLS INOX AISI 316 11/4	5.90
01490601050	CASQUILHO DUPLS INOX AISI 316 11/2	8.10
01490601063	CASQUILHO DUPLS INOX AISI 316 2	13.80
01490601075	CASQUILHO DUPLS INOX AISI 316 21/2	22.65
01490601090	CASQUILHO DUPLS INOX AISI 316 3	30.90
01490601110	CASQUILHO DUPLS INOX AISI 316 4	46.90

CRUZETAS AÇO INOX 316**CRUZETAS AÇO INOX AISI 316 ROSCADOS**

01490901040	CRUZETA F/F/F/F INOX AISI 316 11/4	10.27
01490901050	CRUZETA F/F/F/F INOX AISI 316 11/2	12.47
01490901063	CRUZETA F/F/F/F INOX AISI 316 2	20.45



JOELHOS ACO INOX 316**JOELHOS F/F 90.ACO INOX AISI 316 ROSCADO**

01490201020	JOELHO F/F SIMPLES 90.INOX AISI 316 1/2	1.90
01490201025	JOELHO F/F SIMPLES 90.INOX AISI 316 3/4	3.05
01490201032	JOELHO F/F SIMPLES 90.INOX AISI 316 1	5.25
01490201040	JOELHO F/F SIMPLES 90.INOX AISI 316 11/4	10.19
01490201050	JOELHO F/F SIMPLES 90.INOX AISI 316 11/2	11.35
01490201063	JOELHO F/F SIMPLES 90.INOX AISI 316 2	16.00
01490201075	JOELHO F/F SIMPLES 90.INOX AISI 316 21/2	29.85
01490201090	JOELHO F/F SIMPLES 90.INOX AISI 316 3	43.90
01490201110	JOELHO F/F SIMPLES 90.INOX AISI 316 4	77.85

JOELHOS M/F 90.ACO INOX AISI 316 ROSCADO

01490202020	JOELHO M/F SIMPLES 90.INOX AISI 316 1/2	2.35
01490202025	JOELHO M/F SIMPLES 90.INOX AISI 316 3/4	3.10
01490202032	JOELHO M/F SIMPLES 90.INOX AISI 316 1	5.65
01490202040	JOELHO M/F SIMPLES 90.INOX AISI 316 11/4	8.10
01490202050	JOELHO M/F SIMPLES 90.INOX AISI 316 11/2	10.45
01490202063	JOELHO M/F SIMPLES 90.INOX AISI 316 2	17.10
01490202075	JOELHO M/F SIMPLES 90.INOX AISI 316 21/2	33.90
01490202090	JOELHO M/F SIMPLES 90.INOX AISI 316 3	47.00
01490202110	JOELHO M/F SIMPLES 90.INOX AISI 316 4	88.15

**JUNCOES ACO INOX 316****JUNCOES FEMEA S/C ACO INOX AISI 316 ROSC**

01490801020	JUNCAO S/C F/F INOX AISI 316 1/2	6.45
01490801025	JUNCAO S/C F/F INOX AISI 316 3/4	7.65
01490801032	JUNCAO S/C F/F INOX AISI 316 1	11.45
01490801040	JUNCAO S/C F/F INOX AISI 316 11/4	18.10
01490801050	JUNCAO S/C F/F INOX AISI 316 11/2	23.00
01490801063	JUNCAO S/C F/F INOX AISI 316 2	29.95
01490801075	JUNCAO S/C F/F INOX AISI 316 21/2	52.55
01490801090	JUNCAO S/C F/F INOX AISI 316 3	69.45
01490801110	JUNCAO S/C F/F INOX AISI 316 4	100.80

JUNTAS DILATALA.INOX**JUNTAS DILATAÇÃO INOX SOLDAR**

01492001063	JUNTA DILATAÇÃO INOX SOLDAR 2	113.11
-------------	-------------------------------	--------

JUNTAS EXPANSÃO METÁLICAS INOX

01492002075	JUNTA EXPANSÃO MET. INOX 21/2	125.42
01492002090	JUNTA EXPANSÃO MET. INOX 3	135.95
01492002110	JUNTA EXPANSÃO MET. INOX 4	163.94

PORCAS RED.M/F 316 R**PORCAS REDUÇÃO M/F ACO INOX AISI 316 ROS**

01490501025020	PORCA RED.M/F INOX AISI 316 3/4X1/2	2.15
01490501032025	PORCA RED.M/F INOX AISI 316 1X3/4	2.80
01490501040032	PORCA RED.M/F INOX AISI 316 11/4X1	3.95
01490501050040	PORCA RED.M/F INOX AISI 316 11/2X11/4	4.50
01490501063050	PORCA RED.M/F INOX AISI 316 2X11/2	8.50
01490501075032	PORCA RED.M/F INOX AISI 316 21/2X1	13.90

TAMPOES ACO INOX 316**TAMPOES FEMEA ACO INOX AISI 316 ROSCADOS**

01490702020	TAMPAO FEMEA INOX AISI 316 1/2	1.70
01490702025	TAMPAO FEMEA INOX AISI 316 3/4	1.95
01490702032	TAMPAO FEMEA INOX AISI 316 1	3.30
01490702040	TAMPAO FEMEA INOX AISI 316 11/4	4.90
01490702050	TAMPAO FEMEA INOX AISI 316 11/2	6.55
01490702063	TAMPAO FEMEA INOX AISI 316 2	10.65
01490702075	TAMPAO FEMEA INOX AISI 316 21/2	20.90
01490702090	TAMPAO FEMEA INOX AISI 316 3	25.35
01490702110	TAMPAO FEMEA INOX AISI 316 4	39.05



TAMPOES MACHO ACO INOX AISI 316 ROSCADOS

01490701020	TAMPAO MACHO INOX AISI 316 1/2	1.55
01490701025	TAMPAO MACHO INOX AISI 316 3/4	1.95
01490701032	TAMPAO MACHO INOX AISI 316 1	2.90
01490701040	TAMPAO MACHO INOX AISI 316 1 1/4	4.55
01490701050	TAMPAO MACHO INOX AISI 316 1 1/2	5.50
01490701063	TAMPAO MACHO INOX AISI 316 2	8.45
01490701075	TAMPAO MACHO INOX AISI 316 2 1/2	16.10
01490701090	TAMPAO MACHO INOX AISI 316 3	22.55
01490701110	TAMPAO MACHO INOX AISI 316 4	34.55

**TES ACO INOX AIS.316****TES SIMPLES ACO INOX AISI 316 ROSCADOS**

01490301020	TE SIMPLES INOX AISI 316 1/2	2.70
01490301025	TE SIMPLES INOX AISI 316 3/4	7.53
01490301032	TE SIMPLES INOX AISI 316 1	7.25
01490301040	TE SIMPLES INOX AISI 316 1 1/4	10.60
01490301050	TE SIMPLES INOX AISI 316 1 1/2	14.50
01490301063	TE SIMPLES INOX AISI 316 2	20.45
01490301075	TE SIMPLES INOX AISI 316 2 1/2	37.35
01490301090	TE SIMPLES INOX AISI 316 3	57.95
01490301110	TE SIMPLES INOX AISI 316 4	103.50

UNIOES ACO INOX AISI**UNIOES REDUÇÃO ACO INOX AISI 316 ROSCADO**

01490402025020	UNIAO REDUCAO INOX AISI 316 3/4X1/2	3.00
01490402032025	UNIAO REDUCAO INOX AISI 316 1X3/4	4.50
01490402040032	UNIAO REDUCAO INOX AISI 316 1 1/4X1	6.20
01490402050040	UNIAO REDUCAO INOX AISI 316 1 1/4X1 1/2	8.10
01490402063032	UNIAO REDUCAO INOX AISI 316 2X1	13.79

UNIOES SIMPLES ACO INOX AISI 316 ROSCADO

01490401020	UNIAO SIMPLES INOX AISI 316 1/2	2.20
01490401025	UNIAO SIMPLES INOX AISI 316 3/4	3.10
01490401032	UNIAO SIMPLES INOX AISI 316 1	4.00
01490401040	UNIAO SIMPLES INOX AISI 316 1 1/4	5.80
01490401050	UNIAO SIMPLES INOX AISI 316 1 1/2	6.90
01490401063	UNIAO SIMPLES INOX AISI 316 2	9.70
01490401075	UNIAO SIMPLES INOX AISI 316 2 1/2	15.45
01490401090	UNIAO SIMPLES INOX AISI 316 3	21.35
01490401110	UNIAO SIMPLES INOX AISI 316 4	36.35

TUBOS / ACESSORIOS FERRO GALVANIZAD**ACOPLAMENTOS GALVANI****ACOPLAMENTOS GALVANIZADAS FEMEA**

01082502140	ACOPLAMENTO GALV.FEMEA LIG.MANG.6	45.64
-------------	-----------------------------------	-------

ACOPLAMENTOS GALVANIZADAS MACHO

01082501140	ACOPLAMENTO GALV.MACHO LIG.MANG.6	39.74
-------------	-----------------------------------	-------

BATENTES GALVANIZADO**BATENTES REBAIXADOS GALVANIZADOS**

01081101020	BATENTE REBAIX.GALVANIZADO 1/2	1.25
01081101025	BATENTE REBAIX.GALVANIZADO 3/4	1.38
01081101032	BATENTE REBAIX.GALVANIZADO 1	1.68
01081101040	BATENTE REBAIX.GALVANIZADO 1 1/4	2.48
01081101050	BATENTE REBAIX.GALVANIZADO 1 1/2	2.77
01081101063	BATENTE REBAIX.GALVANIZADO 2	5.59

CASQUILHOS GALVANIZA**CASQUILHOS DUPLOS GALVANIZADOS**

01080201010	CASQUILHO DUPLO GALVANIZADO 3/8	1.50
01080201020	CASQUILHO DUPLO GALVANIZADO 1/2	0.86
01080201025	CASQUILHO DUPLO GALVANIZADO 3/4	0.96



01080201032	CASQUILHO DUPLO GALVANIZADO 1	1.40
01080201040	CASQUILHO DUPLO GALVANIZADO 11/4	2.60
01080201050	CASQUILHO DUPLO GALVANIZADO 11/2	3.03
01080201063	CASQUILHO DUPLO GALVANIZADO 2	5.22
01080201075	CASQUILHO DUPLO GALVANIZADO 2 1/2	11.00
01080201090	CASQUILHO DUPLO GALVANIZADO 3	15.92
01080201110	CASQUILHO DUPLO GALVANIZADO 4	30.95
01080201125	CASQUILHO DUPLO GALVANIZADO 5	119.80

CASQUILHOS DUPLOS REDUCAO GALVANIZADOS

010802020006	CASQUILHO DUPLO RED.GALV.1/2X1/4	1.79
010802020010	CASQUILHO DUPLO RED.GALV.1/2X3/8	1.77
01080202025010	CASQUILHO DUPLO RED.GALV.3/4X3/8	2.59
01080202025020	CASQUILHO DUPLO RED.GALV.3/4X1/2	2.04
01080202032020	CASQUILHO DUPLO RED.GALV.1X1/2	2.89
01080202032025	CASQUILHO DUPLO RED.GALV.1X3/4	2.29
01080202040020	CASQUILHO DUPLO RED.GALV.11/4X1/2	6.14
01080202040025	CASQUILHO DUPLO RED.GALV.11/4X3/4	4.89
01080202040032	CASQUILHO DUPLO RED.GALV.11/4X1	3.89
01080202050025	CASQUILHO DUPLO RED.GALV.11/2X3/4	5.06
01080202050032	CASQUILHO DUPLO RED.GALV.11/2X1	7.86
01080202050040	CASQUILHO DUPLO RED.GALV.11/2X11/4	4.60
01080202063025	CASQUILHO DUPLO RED.GALV.2X3/4	3.00
01080202063032	CASQUILHO DUPLO RED.GALV.2X1	7.90
01080202063040	CASQUILHO DUPLO RED.GALV.2X11/4	8.98
01080202063050	CASQUILHO DUPLO RED.GALV.2X11/2	7.88
01080202075050	CASQUILHO DUPLO RED.GALV.21/2X11/2	14.18
01080202075063	CASQUILHO DUPLO RED.GALV.21/2X2	19.53
01080202090063	CASQUILHO DUPLO RED.GALV.3X2	29.08
0108020209075	CASQUILHO DUPLO RED.GALV.3X21/2	32.17
01080202125110	CASQUILHO DUPLO RED.GALV.5X4	SobConsulta

**CRUZETAS GALVANIZADA****CRUZETAS SIMPLES GALVANIZADAS**

01081001020	CRUZETA GALVANIZADA 1/2	3.12
01081001025	CRUZETA GALVANIZADA 3/4	4.76
01081001032	CRUZETA GALVANIZADA 1	6.60
01081001040	CRUZETA GALVANIZADA 1 1/4	8.83
01081001050	CRUZETA GALVANIZADA 1 1/2	13.10
01081001063	CRUZETA GALVANIZADA 2	20.11
01081001075	CRUZETA GALVANIZADA 2 1/2	40.05
01081001090	CRUZETA GALVANIZADA 3	44.00
01081001110	CRUZETA GALVANIZADA 4	79.88

CURVAS GALVANIZADAS**CURVAS F/F GALVANIZADAS 45.**

01080803020	CURVA F/F GALVANIZADA 45 1/2	2.60
01080803025	CURVA F/F GALVANIZADA 45 3/4	3.59
01080803032	CURVA F/F GALVANIZADA 45 1	5.49
01080803040	CURVA F/F GALVANIZADA 45 1 1/4	7.73
01080803050	CURVA F/F GALVANIZADA 45 1 1/2	11.47
01080803063	CURVA F/F GALVANIZADA 45 2	15.86
01080803075	CURVA F/F GALVANIZADA 45 2 1/2	33.95
01080803090	CURVA F/F GALVANIZADA 45 3	49.16
01080803110	CURVA F/F GALVANIZADA 45 4	116.01

CURVAS F/F GALVANIZADAS 90.

01080802010	CURVA F/F GALVANIZADA 90 3/8	2.74
01080802020	CURVA F/F GALVANIZADA 90 1/2	2.39
01080802025	CURVA F/F GALVANIZADA 90 3/4	3.50
01080802032	CURVA F/F GALVANIZADA 90 1	4.81
01080802040	CURVA F/F GALVANIZADA 90 1 1/4	8.42
01080802050	CURVA F/F GALVANIZADA 90 1 1/2	11.50



01080802063	CURVA F/F GALVANIZADA 90 2	15.70
01080802075	CURVA F/F GALVANIZADA 90 21/2	47.38
01080802090	CURVA F/F GALVANIZADA 90 3	64.34
01080802110	CURVA F/F GALVANIZADA 90 4	135.92

CURVAS M/F GALVANIZADAS 45.

01080804050	CURVA M/F GALVANIZADA 45 11/2	8.98
01080804063	CURVA M/F GALVANIZADA 45 2	14.02
01080804075	CURVA M/F GALVANIZADA 45 21/2	32.99

CURVAS M/F GALVANIZADAS 90.

01080801010	CURVA M/F GALVANIZADA 90 3/8	2.32
01080801020	CURVA M/F GALVANIZADA 90 1/2	2.12
01080801025	CURVA M/F GALVANIZADA 90 3/4	3.10
01080801032	CURVA M/F GALVANIZADA 90 1	4.56
01080801040	CURVA M/F GALVANIZADA 90 11/4	7.92
01080801050	CURVA M/F GALVANIZADA 90 11/2	11.15
01080801063	CURVA M/F GALVANIZADA 90 2	15.70
01080801075	CURVA M/F GALVANIZADA 90 21/2	41.93
01080801090	CURVA M/F GALVANIZADA 90 3	55.60
01080801110	CURVA M/F GALVANIZADA 90 4	118.81

**FLANGES EM AÇO****FLANGES CEGAS EM AÇO**

010815060125	FLANGE CEGA PN16 DIN 2527 DN125	41.53
010815060150	FLANGE CEGA PN16 DIN 2527 DN150	59.35
010815060200	FLANGE CEGA PN16 DIN 2527 DN200	64.35

FLANGES LISAS EM AÇO

010815040150	FLANGE LISA PN10 DIN 2576 DN 150	20.82
010815040200	FLANGE LISA PN10 DIN 2576 DN 200	38.94

FLANGES ROSCADAS EM AÇO

01081501020	FLANGE ROSCADA EM AÇO 1/2 DIN 2566	3.83
01081501025	FLANGE ROSCADA EM AÇO 3/4 DIN 2566	5.09
01081501032	FLANGE ROSCADA EM AÇO 1 DIN 2566	5.38
01081501040	FLANGE ROSCADA EM AÇO 1 1/4 DIN 2566	8.78
01081501050	FLANGE ROSCADA EM AÇO 1 1/2 DIN 2566	9.06
01081501063	FLANGE ROSCADA EM AÇO 2 DIN 2566	12.48
01081501075	FLANGE ROSCADA EM AÇO 2 1/2 DIN 2566	12.75
01081501090	FLANGE ROSCADA EM AÇO 3 DIN 2566	16.55
01081501110	FLANGE ROSCADA EM AÇO 4 DIN 2566	17.92
01081501125	FLANGE ROSCADA EM AÇO 5 DIN 2566	66.90
01081501150	FLANGE ROSCADA EM AÇO 6 DIN 2566	74.82

JUNTAS P/FLANGES

01081502040	JUNTA CARTAO 3MM PN10 DN40	1.13
01081502050	JUNTA CARTAO 3MM PN10 DN50	1.94
01081502065	JUNTA CARTAO 3MM PN10 DN65	2.40
01081502080	JUNTA CARTAO 3MM PN10 DN80	3.07
01081502100	JUNTA CARTAO 3MM PN10 DN100	4.10
01081502125	JUNTA CARTAO 3MM PN10 DN125	4.29
01081502150	JUNTA CARTAO 3MM PN10 DN150	4.43
01081502160	JUNTA CARTAO 3MM PN10 DN160	SobConsulta
01081502200	JUNTA CARTAO 3MM PN10 DN200	6.08

RODELA C/ARO METALICO P/FLANGE

01081503050	RODELA C/ARO METAL.P/FLANGE 50	2.77
01081503080	RODELA C/ARO METALICO P/FLANGE 80	4.31

FLANGES GALVANIZADOS**FLANGES NORMAIS GALVANIZADAS**

01081201020	FLANGE NORMAL GALVANIZADA 1/2	4.17
01081201025	FLANGE NORMAL GALVANIZADA 3/4	5.54
01081201032	FLANGE NORMAL GALVANIZADA 1	6.49
01081201040	FLANGE NORMAL GALVANIZADA 1 1/4	8.77



01081201050	FLANGE NORMAL GALVANIZADA 11/2	10.05
01081201063	FLANGE NORMAL GALVANIZADA 2	12.22
01081201075	FLANGE NORMAL GALVANIZADA 21/2	22.24
01081201090	FLANGE NORMAL GALVANIZADA 3	29.08
01081201110	FLANGE NORMAL GALVANIZADA 4	52.97

FORQUILHAS GALVANIZA**FORQUILHAS GALVANIZADAS DUPLAS**

01081302063	FORQUILHA DUPLA GALV.2	SobConsulta
-------------	------------------------	-------------

FORQUILHAS GALVANIZADAS SIMPLES

01081301040	FORQUILHA SIMPLES GALV.11/4	18.82
01081301050	FORQUILHA SIMPLES GALV.11/2	25.27
01081301063	FORQUILHA SIMPLES GALV.2	37.71

**JOELHOS GALVANIZADOS****JOELHOS 3 VIAS GALVANIZADOS**

01080406020	JOELHO 3 VIAS GALVANIZADO 1/2	3.43
01080406025	JOELHO 3 VIAS GALVANIZADO 3/4	3.90
01080406032	JOELHO 3 VIAS GALVANIZADO 1	7.80
01080406040	JOELHO 3 VIAS GALVANIZADO 11/4	12.76
01080406050	JOELHO 3 VIAS GALVANIZADO 11/2	19.69

JOELHOS REDUCAO GALVANIZADOS

01080403020010	JOELHO RED.GALVANIZADO 1/2X3/8	1.57
01080403025020	JOELHO RED.GALVANIZADO 3/4X1/2	1.52
01080403032020	JOELHO RED.GALVANIZADO 1X1/2	2.70
01080403032025	JOELHO RED.GALVANIZADO 1X3/4	2.69
01080403040020	JOELHO RED.GALVANIZADO 11/4X1/2	6.62
01080403040025	JOELHO RED.GALVANIZADO 11/4X3/4	5.57
01080403040032	JOELHO RED.GALVANIZADO 11/4X1	4.49
01080403050025	JOELHO RED.GALVANIZADO 11/2X3/4	8.80
01080403050032	JOELHO RED.GALVANIZADO 11/2X1	6.75
01080403050040	JOELHO RED.GALVANIZADO 11/2X11/4	6.71
01080403063032	JOELHO RED.GALVANIZADO 2X1	14.45
01080403063040	JOELHO RED.GALVANIZADO 2X11/4	10.84
01080403063050	JOELHO RED.GALVANIZADO 2X11/2	10.94
01080403075063	JOELHO RED.GALVANIZADO 21/2X2	35.65
01080403090063	JOELHO RED.GALVANIZADO 3X2	27.13

JOELHOS SIMPLES GALVANIZADOS 45.

01080404020	JOELHO SIMPLES GALVANIZADO 45 1/2	3.05
01080404025	JOELHO SIMPLES GALVANIZADO 45 3/4	3.84
01080404032	JOELHO SIMPLES GALVANIZADO 45 1	5.72
01080404040	JOELHO SIMPLES GALVANIZADO 45 11/4	11.80

JOELHOS SIMPLES GALVANIZADOS 90.

01080401010	JOELHO SIMPLES GALVANIZADO 90 3/8	1.18
01080401020	JOELHO SIMPLES GALVANIZADO 90 1/2	0.90
01080401025	JOELHO SIMPLES GALVANIZADO 90 3/4	1.18
01080401032	JOELHO SIMPLES GALVANIZADO 90 1	1.80
01080401040	JOELHO SIMPLES GALVANIZADO 90 11/4	3.11
01080401050	JOELHO SIMPLES GALVANIZADO 90 11/2	3.94
01080401063	JOELHO SIMPLES GALVANIZADO 90 2	5.28
01080401075	JOELHO SIMPLES GALVANIZADO 90 21/2	16.83
01080401090	JOELHO SIMPLES GALVANIZADO 90 3	26.41
01080401110	JOELHO SIMPLES GALVANIZADO 90 4	57.14

JOELHOS SIMPLES M/F GALVANIZADO 90.

01080402010	JOELHO SIMP.M/F GALV. 90 3/8	1.43
01080402020	JOELHO SIMP.M/F GALV. 90 1/2	1.08
01080402025	JOELHO SIMP.M/F GALV. 90 3/4	1.34
01080402032	JOELHO SIMP.M/F GALV. 90 1	2.29
01080402040	JOELHO SIMP.M/F GALV. 90 11/4	3.94
01080402050	JOELHO SIMP.M/F GALV. 90 11/2	5.36



01080402063	JOELHO SIMP.M/F GALV. 90 2	7.38
01080402075	JOELHO SIMP.M/F GALV. 90 21/2	19.08
01080402090	JOELHO SIMP.M/F GALV. 90 3	31.91
01080402110	JOELHO SIMP.M/F GALV. 90 4	56.00

JOELHOS SIMPLES M/F GALVANIZADOS 45.

01080405020	JOELHO SIMPLES M/F GALVANIZADO 45 1/2	3.17
01080405025	JOELHO SIMPLES M/F GALVANIZADO 45 3/4	3.66
01080405032	JOELHO SIMPLES M/F GALVANIZADO 45 1	5.77
01080405040	JOELHO SIMPLES M/F GALVANIZADO 45 11/4	12.11
01080405050	JOELHO SIMPLES M/F GALVANIZADO 45 11/2	13.10
01080405063	JOELHO SIMPLES M/F GALVANIZADO 45 2	16.59

**JUNCOES GALVANIZADAS****JUNCOES SEDE CONICA GALVANIZADAS**

01080701010	JUNCAO SEDE CONICA GALVANIZADA 3/8	6.97
01080701020	JUNCAO SEDE CONICA GALVANIZADA 1/2	3.70
01080701025	JUNCAO SEDE CONICA GALVANIZADA 3/4	4.21
01080701032	JUNCAO SEDE CONICA GALVANIZADA 1	5.23
01080701040	JUNCAO SEDE CONICA GALVANIZADA 11/4	9.60
01080701050	JUNCAO SEDE CONICA GALVANIZADA 11/2	11.92
01080701063	JUNCAO SEDE CONICA GALVANIZADA 2	17.77
01080701075	JUNCAO SEDE CONICA GALVANIZADA 21/2	41.17
01080701090	JUNCAO SEDE CONICA GALVANIZADA 3	62.14
01080701110	JUNCAO SEDE CONICA GALVANIZADA 4	152.64

JUNCOES SEDE CONICA M/F GALVANIZADAS

01080702010	JUNCAO SEDE CONICA M/F GALVANIZADA 3/8	7.17
01080702020	JUNCAO SEDE CONICA M/F GALVANIZADA 1/2	7.46
01080702025	JUNCAO SEDE CONICA M/F GALVANIZADA 3/4	7.52
01080702032	JUNCAO SEDE CONICA M/F GALVANIZADA 1	9.31
01080702040	JUNCAO SEDE CONICA M/F GALVANIZADA 11/4	13.10
01080702050	JUNCAO SEDE CONICA M/F GALVANIZADA 11/2	16.72
01080702063	JUNCAO SEDE CONICA M/F GALVANIZADA 2	26.30
01080702075	JUNCAO SEDE CONICA M/F GALVANIZADA 21/2	68.45
01080702090	JUNCAO SEDE CONICA M/F GALVANIZADA 3	110.44
01080702110	JUNCAO SEDE CONICA M/F GALVANIZADA 4	171.57

JUNCOES SEDE CONICA M/M GALVANIZADAS

01080703050	JUNCAO SEDE CONICA M/M GALVANIZADA 11/2	27.13
-------------	---	-------

JUNTAS DE DILATAÇAO**JUNTAS DE DILATAÇAO FLANGEADAS**

01081602032	JUNTA ANTI-VIBRATICA FLANGEADA DN32	27.57
01081602040	JUNTA ANTI-VIBRATICA FLANGEADA DN40	29.63
01081602050	JUNTA ANTI-VIBRATICA FLANGEADA DN50	35.85
01081602065	JUNTA ANTI-VIBRATICA FLANGEADA DN65	47.13
01081602080	JUNTA ANTI-VIBRATICA FLANGEADA DN80	58.00
01081602100	JUNTA ANTI-VIBRATICA FLANGEADA DN100	71.90
01081602125	JUNTA ANTI-VIBRATICA FLANGEADA DN125	96.76
01081602150	JUNTA ANTI-VIBRATICA FLANGEADA DN150	117.61
01081602200	JUNTA ANTI-VIBRATICA FLANGEADA DN200	175.81
01081602250	JUNTA ANTI-VIBRATICA FLANGEADA DN250	283.24
01081602300	JUNTA ANTI-VIBRATICA FLANGEADA DN300	362.16

JUNTAS DE DILATAÇAO ROSCADAS

01081601020	JUNTA ANTI-VIBRATICA ROSCADA 1/2	14.01
01081601025	JUNTA ANTI-VIBRATICA ROSCADA 3/4	14.01
01081601032	JUNTA ANTI-VIBRATICA ROSCADA 1	17.17
01081601040	JUNTA ANTI-VIBRATICA ROSCADA 11/4	19.54
01081601050	JUNTA ANTI-VIBRATICA ROSCADA 11/2	25.09
01081601063	JUNTA ANTI-VIBRATICA ROSCADA 2	31.29

JUNTAS RAPIDAS GALVA**JUNTAS RAPIDAS FEMEA 740A**

01081702020	JUNTA RAPIDA F GALV. 1/2 740A	7.66
01081702025	JUNTA RAPIDA F GALV. 3/4 740A	8.35
01081702032	JUNTA RAPIDA F GALV. 1 740A	9.40
01081702040	JUNTA RAPIDA F GALV. 1 1/4 740A	13.76
01081702050	JUNTA RAPIDA F GALV. 1 1/2 740A	16.96
01081702063	JUNTA RAPIDA F GALV. 2 740A	24.21
01081702075	JUNTA RAPIDA F GALV. 2 1/2 740A	43.88
01081702090	JUNTA RAPIDA F GALV. 3 740A	71.12
01081702110	JUNTA RAPIDA F GALV. 4 740A	163.20

JUNTAS RAPIDAS JOELHO 790A

01081704025	JUNTA RAPIDA JOELHO 3/4 740A	16.51
01081704032	JUNTA RAPIDA JOELHO 1 740A	18.07

JUNTAS RAPIDAS MACHO 746A

01081703020	JUNTA RAPIDA M GALV. 1/2 746A	8.95
01081703025	JUNTA RAPIDA M GALV. 3/4 746A	10.03
01081703032	JUNTA RAPIDA M GALV. 1 746A	11.77
01081703040	JUNTA RAPIDA M GALV. 1 1/4 746A	13.40
01081703050	JUNTA RAPIDA M GALV. 1 1/2 746A	16.60
01081703063	JUNTA RAPIDA M GALV. 2 746A	23.57
01081703075	JUNTA RAPIDA M GALV. 2 1/2 746A	43.00
01081703090	JUNTA RAPIDA M GALV. 3 746A	67.91
01081703110	JUNTA RAPIDA M GALV. 4 746A	153.11

JUNTAS RAPIDAS TE RED. 730R

01081706063020063	JUNTA RAPIDA TE RED. 2X1/2X2 730R	50.35
-------------------	-----------------------------------	-------

JUNTAS RAPIDAS UNIAO 770

01081705020	JUNTA DUPLA RAPIDA UNIAO 1/2 770A	11.70
01081705025	JUNTA DUPLA RAPIDA UNIAO 3/4 770A	14.72
01081705032	JUNTA DUPLA RAPIDA UNIAO 1 770A	16.93
01081705040	JUNTA DUPLA RAPIDA UNIAO 1 1/4 770A	18.80
01081705050	JUNTA DUPLA RAPIDA UNIAO 1 1/2 770A	24.76
01081705063	JUNTA DUPLA RAPIDA UNIAO 2 770A	35.51

PORCAS GALVANIZADAS**PORCAS REDUCAO GALVANIZADAS**

01080301020006	PORCA RED. GALVANIZADA 1/2X1/4	1.08
01080301020010	PORCA RED. GALVANIZADA 1/2X3/8	0.96
01080301025006	PORCA RED. GALVANIZADA 3/4X1/4	1.74
01080301025010	PORCA RED. GALVANIZADA 3/4X3/8	1.28
01080301025020	PORCA RED. GALVANIZADA 3/4X1/2	0.79
01080301032010	PORCA RED. GALVANIZADA 1X3/8	2.25
01080301032020	PORCA RED. GALVANIZADA 1X1/2	1.52
01080301032025	PORCA RED. GALVANIZADA 1X3/4	1.52
01080301040010	PORCA RED. GALVANIZADA 1 1/4X3/8	3.71
01080301040020	PORCA RED. GALVANIZADA 1 1/4X1/2	2.57
01080301040025	PORCA RED. GALVANIZADA 1 1/4X3/4	2.42
01080301040032	PORCA RED. GALVANIZADA 1 1/4X1	2.03
01080301050020	PORCA RED. GALVANIZADA 1 1/2X1/2	3.35
01080301050025	PORCA RED. GALVANIZADA 1 1/2X3/4	3.61
01080301050032	PORCA RED. GALVANIZADA 1 1/2X1	2.86
01080301050040	PORCA RED. GALVANIZADA 1 1/2X1 1/4	2.94
01080301063020	PORCA RED. GALVANIZADA 2X1/2	6.76
01080301063025	PORCA RED. GALVANIZADA 2X3/4	6.33
01080301063032	PORCA RED. GALVANIZADA 2X1	4.69
01080301063040	PORCA RED. GALVANIZADA 2X1 1/4	5.29
01080301063050	PORCA RED. GALVANIZADA 2X1 1/2	4.63
01080301075025	PORCA RED. GALVANIZADA 2 1/2X3/4	7.77
01080301075032	PORCA RED. GALVANIZADA 2 1/2X1	10.69
01080301075040	PORCA RED. GALVANIZADA 2 1/2X1 1/4	12.38
01080301075050	PORCA RED. GALVANIZADA 2 1/2X1 1/2	11.87
01080301075063	PORCA RED. GALVANIZADA 2 1/2X2	9.01



01080301090032	PORCA RED.GALVANIZADA 3X1	16.72
01080301090040	PORCA RED.GALVANIZADA 3X11/4	18.45
01080301090050	PORCA RED.GALVANIZADA 3X11/2	17.33
01080301090063	PORCA RED.GALVANIZADA 3X2	13.49
01080301090075	PORCA RED.GALVANIZADA 3X21/2	14.55
01080301110063	PORCA RED.GALVANIZADA 4X2	33.90
01080301110075	PORCA RED.GALVANIZADA 4X21/2	33.12
01080301110090	PORCA RED.GALVANIZADA 4X3	25.19
01080301125110	PORCA RED.GALVANIZADA 5X4	136.64
01080301140110	PORCA RED.GALVANIZADA 6X4	182.33

**TAMPOES GALVANIZADOS****TAMPOES FEMEA GALVANIZADOS**

01080902010	TAMPAO F GALVANIZADO 3/8	1.03
01080902020	TAMPAO F GALVANIZADO 1/2	1.01
01080902025	TAMPAO F GALVANIZADO 3/4	1.09
01080902032	TAMPAO F GALVANIZADO 1	1.48
01080902040	TAMPAO F GALVANIZADO 11/4	2.40
01080902050	TAMPAO F GALVANIZADO 11/2	2.89
01080902063	TAMPAO F GALVANIZADO 2	5.07
01080902075	TAMPAO F GALVANIZADO 21/2	10.63
01080902090	TAMPAO F GALVANIZADO 3	12.34
01080902110	TAMPAO F GALVANIZADO 4	25.18

TAMPOES MACHO GALVANIZADOS

01080901010	TAMPAO M GALVANIZADO 3/8	0.79
01080901020	TAMPAO M GALVANIZADO 1/2	0.63
01080901025	TAMPAO M GALVANIZADO 3/4	0.83
01080901032	TAMPAO M GALVANIZADO 1	1.21
01080901040	TAMPAO M GALVANIZADO 11/4	1.79
01080901050	TAMPAO M GALVANIZADO 11/2	2.16
01080901063	TAMPAO M GALVANIZADO 2	3.35
01080901075	TAMPAO M GALVANIZADO 21/2	8.56
01080901090	TAMPAO M GALVANIZADO 3	11.11
01080901110	TAMPAO M GALVANIZADO 4	21.99

TAPAS POROS GALVANIZ**TAPA POROS CURTOS GALVANIZADO**

01081801020	TAPA POROS CURTO GALV.1/2 715C	5.05
01081801025	TAPA POROS CURTO GALV.3/4 715C	5.65
01081801032	TAPA POROS CURTO GALV.1 715C	7.20
01081801040	TAPA POROS CURTO GALV.11/4 715C	9.62
01081801050	TAPA POROS CURTO GALV.11/2 715C	10.87
01081801063	TAPA POROS CURTO GALV.2 715C	13.78

TAPA POROS LONGOS GALVANIZADO

01081802020	TAPA POROS LARGO GALV. 1/2 REF.710L	10.10
01081802025	TAPA POROS LARGO GALV. 3/4 REF.710L	10.96
01081802032	TAPA POROS LARGO GALV. 1 REF.710L	12.89
01081802040	TAPA POROS LARGO GALV.11/4 REF.710L	16.23
01081802050	TAPA POROS LARGO GALV.11/2 REF.710L	17.90
01081802063	TAPA POROS LARGO GALV. 2 REF.710L	21.70
01081802075	TAPA POROS LARGO GALV. 21/2 REF.710L	27.87
01081802090	TAPA POROS LARGO GALV. 3 REF.710L	34.56
01081802110	TAPA POROS LARGO GALV. 4 REF.710L	47.23

TES GALVANIZADOS**TES C/RAMAL CURVO 90° GALVANIZADO**

01080603020	TE C/RAMAL CURVO GALVANIZADO 90 1/2	5.82
01080603025	TE C/RAMAL CURVO GALVANIZADO 90 3/4	7.36
01080603032	TE C/RAMAL CURVO GALVANIZADO 90 1	11.17
01080603040	TE C/RAMAL CURVO GALVANIZADO 90 11/4	15.15
01080603050	TE C/RAMAL CURVO GALVANIZADO 90 11/2	22.17



01080603063	TE C/RAMAL CURVO GALVANIZADO 90 2	32.00
01080603075	TE C/RAMAL CURVO GALVANIZADO 90 21/2	63.34
01080603090	TE C/RAMAL CURVO GALVANIZADO 90 3	75.78

TES SIMPLES GALVANIZADOS 90.

01080601010	TE SIMPLES GALVANIZADO 90 3/8	1.76
01080601020	TE SIMPLES GALVANIZADO 90 1/2	1.23
01080601025	TE SIMPLES GALVANIZADO 90 3/4	1.74
01080601032	TE SIMPLES GALVANIZADO 90 1	2.40
01080601040	TE SIMPLES GALVANIZADO 90 11/4	4.17
01080601050	TE SIMPLES GALVANIZADO 90 11/2	5.84
01080601063	TE SIMPLES GALVANIZADO 90 2	8.60
01080601075	TE SIMPLES GALVANIZADO 90 21/2	21.93
01080601090	TE SIMPLES GALVANIZADO 90 3	31.53
01080601110	TE SIMPLES GALVANIZADO 90 4	54.13
01080601125	TE SIMPLES GALVANIZADO 90 5	222.46

**TES SIMPLES REDUCAO GALVANIZADOS**

01080602020010	TE SIMP.RED.GALV.1/2X3/8	3.06
01080602020025020	TE SIMP.RED.GALV.1/2X3/4X1/2	2.53
01080602025020	TE SIMP.RED.GALV.3/4X1/2X3/4	1.85
01080602025020020	TE SIMP.RED.GALV.3/4X1/2X1/2	2.62
01080602025025020	TE SIMP.RED.GALV.3/4X3/4X1/2	2.96
01080602032020	TE SIMP.RED.GALV.1X1/2	3.20
01080602032020025	TE SIMP.RED.GALV.1X1/2X3/4	3.71
01080602032025	TE SIMP.RED.GALV.1X3/4	3.41
01080602032025025	TE SIMP.RED.GALV.1X3/4X3/4	3.90
01080602040020	TE SIMP.RED.GALV.11/4X1/2	5.78
01080602040020032	TE SIMP.RED.GALV.11/4X1/2X1	6.37
01080602040025	TE SIMP.RED.GALV.11/4X3/4	5.65
01080602040032	TE SIMP.RED.GALV.11/4X1	5.57
01080602040032025	TE SIMP.RED.GALV.11/4X1X3/4	8.42
01080602050020	TE SIMP.RED.GALV.11/2X1/2	7.49
01080602050020040	TE SIMP.RED.GALV.11/2X1/2X11/4	7.89
01080602050025	TE SIMP.RED.GALV.11/2X3/4	7.97
01080602050032	TE SIMP.RED.GALV.11/2X1	7.28
01080602050040	TE SIMP.RED.GALV.11/2X11/4	10.25
01080602063020	TE SIMP.RED.GALV.2X1/2	10.32
01080602063025	TE SIMP.RED.GALV.2X3/4	12.20
01080602063032	TE SIMP.RED.GALV.2X1	10.33
01080602063040	TE SIMP.RED.GALV.2X11/4	12.21
01080602063050	TE SIMP.RED.GALV.2X11/2	14.00
01080602075025	TE SIMP.RED.GALV.21/2X3/4	29.04
01080602075032	TE SIMP.RED.GALV.21/2X1	22.91
01080602075040	TE SIMP.RED.GALV.21/2X11/4	28.28
01080602075050	TE SIMP.RED.GALV.21/2X11/2	27.37
01080602075063	TE SIMP.RED.GALV.21/2X2	29.31
01080602090032	TE SIMP.RED.GALV.3X1	37.95
01080602090040	TE SIMP.RED.GALV.3X11/4	40.67
01080602090050	TE SIMP.RED.GALV.3X11/2	41.05
01080602090063	TE SIMP.RED.GALV.3X2	41.56
01080602090075	TE SIMP.RED.GALV.3X21/2	52.85
01080602110032	TE SIMP.RED.GALV.4X1	100.76
01080602110063	TE SIMP.RED.GALV.4X2	73.78
01080602110075	TE SIMP.RED.GALV.4X21/2	77.71
01080602110090	TE SIMP.RED.GALV.4X3	79.15

TOMADAS DERRIVACAO**TOMADAS DE DERRIVACAO COM SAIDA ROSCADAS**

01081901063032	TOMADA DERRIVACAO C/SAID.ROSC.2X1	14.78
01081901075050	TOMADA DERRIVACAO C/SAID.ROSC.21/2X11/2	23.12

TUBOS FERRO GALVANIZ

+351 244 800 160
+351 244 802 323



geral@canalcentro.pt
info@canalcentro.pt



R. do Bailadouro s/nº,
2410-211 Pousos



TUBO FERRO PRETO C/COST.SERIE MEDIA

01080103020	TUBO FERRO PRETO C/COST.S/MEDIA 1/2	SobConsulta
01080103025	TUBO FERRO PRETO C/COST.S/MEDIA 3/4	SobConsulta
01080103032	TUBO FERRO PRETO C/COST.S/MEDIA 1	SobConsulta
01080103040	TUBO FERRO PRETO C/COST.S/MEDIA 11/4	SobConsulta
01080103050	TUBO FERRO PRETO C/COST.S/MEDIA 11/2	SobConsulta
01080103063	TUBO FERRO PRETO C/COST.S/MEDIA 2	SobConsulta
01080103075	TUBO FERRO PRETO C/COST.S/MEDIA 21/2	SobConsulta
01080103090	TUBO FERRO PRETO C/COST.S/MEDIA 3	SobConsulta
01080103110	TUBO FERRO PRETO C/COST.S/MEDIA 4	SobConsulta
01080103125	TUBO FERRO PRETO C/COST.S/MEDIA 5	SobConsulta
01080103140	TUBO FERRO PRETO C/COST.S/MEDIA 6	SobConsulta

TUBOS FERRO GALV. C/COST.SERIE LIGEIRA

01080102012	TUBO GALVANIZADO SERIE LIGEIRA 3/8	SobConsulta
01080102020	TUBO GALVANIZADO SERIE LIGEIRA 1/2	SobConsulta
01080102025	TUBO GALVANIZADO SERIE LIGEIRA 3/4	SobConsulta
01080102032	TUBO GALVANIZADO SERIE LIGEIRA 1	SobConsulta
01080102040	TUBO GALVANIZADO SERIE LIGEIRA 11/4	SobConsulta
01080102050	TUBO GALVANIZADO SERIE LIGEIRA 11/2	SobConsulta
01080102063	TUBO GALVANIZADO SERIE LIGEIRA 2	SobConsulta
01080102075	TUBO GALVANIZADO SERIE LIGEIRA 21/2	SobConsulta
01080102090	TUBO GALVANIZADO SERIE LIGEIRA 3	SobConsulta
01080102110	TUBO GALVANIZADO SERIE LIGEIRA 4	SobConsulta

TUBOS FERRO GALV. C/COST.SERIE MEDIA

01080101012	TUBO GALVANIZADO SERIE MEDIA 3/8	2.14
01080101020	TUBO GALVANIZADO SERIE MEDIA 1/2	2.98
01080101025	TUBO GALVANIZADO SERIE MEDIA 3/4	3.64
01080101032	TUBO GALVANIZADO SERIE MEDIA 1	5.40
01080101040	TUBO GALVANIZADO SERIE MEDIA 11/4	6.90
01080101050	TUBO GALVANIZADO SERIE MEDIA 11/2	8.02
01080101063	TUBO GALVANIZADO SERIE MEDIA 2	11.06
01080101075	TUBO GALVANIZADO SERIE MEDIA 21/2	14.72
01080101090	TUBO GALVANIZADO SERIE MEDIA 3	19.80
01080101110	TUBO GALVANIZADO SERIE MEDIA 4	27.74
01080101125	TUBO GALVANIZADO SERIE MEDIA 5	33.80
01080101140	TUBO GALVANIZADO SERIE MEDIA 6	44.60

UNIOES GALVANIZADAS**UNIOES CRUZAMENTO GALVANIZADAS**

01080505020	UNIAO CRUZAMENTO GALVANIZADA 1/2	3.40
01080505025	UNIAO CRUZAMENTO GALVANIZADA 3/4	5.10
01080505032	UNIAO CRUZAMENTO GALVANIZADA 1	11.59
01080505040	UNIAO CRUZAMENTO GALVANIZADA 11/4	25.96

UNIOES REDUCAO F/F GALVANIZADAS

01080503032020	UNIAO RED.F/F GALVANIZADA 1X1/2	2.22
01080503032025	UNIAO RED.F/F GALVANIZADA 1X3/4	2.12
01080503040020	UNIAO RED.F/F GALVANIZADA 11/4X1/2	3.65
01080503040025	UNIAO RED.F/F GALVANIZADA 11/4X3/4	3.48
01080503040032	UNIAO RED.F/F GALVANIZADA 11/4X1	3.70
01080503050020	UNIAO RED.F/F GALVANIZADA 11/2X1/2	5.64
01080503050025	UNIAO RED.F/F GALVANIZADA 11/2X3/4	5.11
01080503050032	UNIAO RED.F/F GALVANIZADA 11/2X1	4.15
01080503050040	UNIAO RED.F/F GALVANIZADA 11/2X11/4	4.62
01080503063020	UNIAO RED.F/F GALVANIZADA 2X1/2	8.67
01080503063032	UNIAO RED.F/F GALVANIZADA 2X1	8.05
01080503063050	UNIAO RED.F/F GALVANIZADA 2X11/2	6.72
01080503075063	UNIAO RED.F/F GALVANIZADA 21/2X2	21.65
01080503110075	UNIAO RED.F/F GALVANIZADA 4X21/2	32.65

UNIOES REDUCAO M/F GALVANIZADAS

+351 244 800 160
+351 244 802 323



geral@canalcentro.pt
info@canalcentro.pt



R. do Bailadouro s/nº,
2410-211 Pousos



01080504020010	UNIAO RED.M/F GALVANIZADA 1/2X3/8	1.76
01080504025010	UNIAO RED.M/F GALVANIZADA 3/4X3/8	3.06
01080504025020	UNIAO RED.M/F GALVANIZADA 3/4X1/2	2.07
01080504032020	UNIAO RED.M/F GALVANIZADA 1X1/2	3.06
01080504032025	UNIAO RED.M/F GALVANIZADA 1X3/4	3.41
01080504040020	UNIAO RED.M/F GALVANIZADA 11/4X1/2	7.53
01080504063032	UNIAO RED.M/F GALVANIZADA 2X1	10.51
01080504063075	UNIAO RED.M/F GALVANIZADA 2X11/2	9.31

UNIOES SIMPLES GALVANIZADAS

01080501010	UNIAO SIMPLES GALVANIZADA 3/8	1.18
01080501020	UNIAO SIMPLES GALVANIZADA 1/2	0.83
01080501025	UNIAO SIMPLES GALVANIZADA 3/4	0.97
01080501032	UNIAO SIMPLES GALVANIZADA 1	1.54
01080501040	UNIAO SIMPLES GALVANIZADA 11/4	2.60
01080501050	UNIAO SIMPLES GALVANIZADA 11/2	3.51
01080501063	UNIAO SIMPLES GALVANIZADA 2	5.42
01080501075	UNIAO SIMPLES GALVANIZADA 21/2	11.06
01080501090	UNIAO SIMPLES GALVANIZADA 3	20.12
01080501110	UNIAO SIMPLES GALVANIZADA 4	33.30
01080501125	UNIAO SIMPLES GALVANIZADA 5"	168.50
01080501150	UNIAO SIMPLES GALVANIZADA 6"	230.43

UNIOES SIMPLES M/F GALVANIZADAS

01080502020	UNIAO SIMPLES M/F GALVANIZADA 1/2	1.90
01080502025	UNIAO SIMPLES M/F GALVANIZADA 3/4	2.54
01080502032	UNIAO SIMPLES M/F GALVANIZADA 1	3.99
01080502040	UNIAO SIMPLES M/F GALVANIZADA 11/4	6.59
01080502050	UNIAO SIMPLES M/F GALVANIZADA 11/2	9.57
01080502063	UNIAO SIMPLES M/F GALVANIZADA 2	16.00

TUBOS / ACESSORIOS MULTICAMADA ISOL**ACESS.P/SISTEMA MULT****LUBRIFICANTES P/ACESS.MULTI.ISOLTUBEX**

0156150101	LUBRIFICANTE L-400 ISOLTUBEX	14.34
------------	------------------------------	-------

CALIBRADORES/ABOCARD**ABOCARDADOR ESCARIADOR MULTI. ISOLTUBEX**

01561103016	ABOCARDADOR ESCARIADOR ISOLTUBEX 16X2	57.99
01561103020	ABOCARDADOR ESCARIADOR ISOLTUBEX 20X2	57.99
01561103025	ABOCARDADOR ESCARIADOR ISOLTUBEX 25X2,5	57.99
01561103032	ABOCARDADOR ESCARIADOR ISOLTUBEX 32X3	57.99
01561103040	ABOCARDADOR ESCARIADOR ISOLTUBEX 40X4	151.38
01561103050	ABOCARDADOR ESCARIADOR ISOLTUBEX 50X4,5	267.36
01561103063	ABOCARDADOR ESCARIADOR ISOLTUBEX 63X6	413.10

ESCARIADOR MULTI. ISOLTUBEX

01561102016018020	ESCARIADOR ISOLTUBEX 16X18X20	15.52
01561102020025032	ESCARIADOR ISOLTUBEX 20X25X32	15.52

MANIPULO P/ABOCARD.ESCAREAD.MULTI.ISOLTU

0156110401	MANIPULO P/ABOCARDADOR ESCARIADOR	95.01
------------	-----------------------------------	-------

CASQUILHOS CRAVAM.IN**CASQUILHO INOX CRAVAR MULTICAPA**

01561201016	CASQ.INOX CRAVAR MULTICAPA 16X16	0.63
01561201020	CASQ.INOX CRAVAR MULTICAPA 20X20	0.63
01561201025	CASQ.INOX CRAVAR MULTICAPA 25X25	0.94
01561201032	CASQ.INOX CRAVAR MULTICAPA 32X32	1.11
01561201040	CASQ.INOX CRAVAR MULTICAPA 40X40	2.51
01561201050	CASQ.INOX CRAVAR MULTICAPA 50X50	3.19
01561201063	CASQ.INOX CRAVAR MULTICAPA 63X63	7.48

CASQUILHOS MULTICAP.**CASQUILHOS FEMEA MULTICAPA ISOLTUBEX**

01560302016020	CASQ.FEMEA MULTICAPA ISOLTUBEX 16X1/2	2.51
----------------	---------------------------------------	------



01560302016025	CASQ.FEMEA MULTICAPA ISOLTUBEX 16X3/4	2.88
01560302020020	CASQ.FEMEA MULTICAPA ISOLTUBEX 20X1/2	2.57
01560302020025	CASQ.FEMEA MULTICAPA ISOLTUBEX 20X3/4	3.11
01560302020032	CASQ.FEMEA MULTICAPA ISOLTUBEX 20X1	3.90
01560302025020	CASQ.FEMEA MULTICAPA ISOLTUBEX 25X1/2	3.59
01560302025025	CASQ.FEMEA MULTICAPA ISOLTUBEX 25X3/4	3.68
01560302025032	CASQ.FEMEA MULTICAPA ISOLTUBEX 25X1	4.62
01560302032025	CASQ.FEMEA MULTICAPA ISOLTUBEX 32X3/4	4.76
01560302032032	CASQ.FEMEA MULTICAPA ISOLTUBEX 32X1	5.27
01560302040032	CASQ.FEMEA MULTICAPA ISOLTUBEX 40X1	12.09
01560302040040	CASQ.FEMEA MULTICAPA ISOLTUBEX 40X11/4	10.95
01560302040050	CASQ.FEMEA MULTICAPA ISOLTUBEX 40X11/2	12.94
01560302050040	CASQ.FEMEA MULTICAPA ISOLTUBEX 50X11/4	14.38
01560302050050	CASQ.FEMEA MULTICAPA ISOLTUBEX 50X11/2	14.68
01560302050063	CASQ.FEMEA MULTICAPA ISOLTUBEX 50X2	19.21
01560302063063	CASQ.FEMEA MULTICAPA ISOLTUBEX 63X2	31.88

CASQUILHOS MACHO MULTICAPA ISOLTUBEX

01560301016015	CASQ.MACHO MULTICAPA ISOLTUBEX 16X3/8	1.77
01560301016020	CASQ.MACHO MULTICAPA ISOLTUBEX 16X1/2	2.28
01560301016025	CASQ.MACHO MULTICAPA ISOLTUBEX 16X3/4	2.79
01560301020020	CASQ.MACHO MULTICAPA ISOLTUBEX 20X1/2	2.45
01560301020025	CASQ.MACHO MULTICAPA ISOLTUBEX 20X3/4	3.05
01560301020032	CASQ.MACHO MULTICAPA ISOLTUBEX 20X1	3.99
01560301025020	CASQ.MACHO MULTICAPA ISOLTUBEX 25X1/2	3.45
01560301025025	CASQ.MACHO MULTICAPA ISOLTUBEX 25X3/4	3.68
01560301025032	CASQ.MACHO MULTICAPA ISOLTUBEX 25X1	4.76
01560301032025	CASQ.MACHO MULTICAPA ISOLTUBEX 32X3/4	4.45
01560301032032	CASQ.MACHO MULTICAPA ISOLTUBEX 32X1	5.10
01560301032040	CASQ.MACHO MULTICAPA ISOLTUBEX 32X11/4	7.30
01560301040040	CASQ.MACHO MULTICAPA ISOLTUBEX 40X11/4	12.19
01560301050040	CASQ.MACHO MULTICAPA ISOLTUBEX 50X11/4	26.67
01560301050050	CASQ.MACHO MULTICAPA ISOLTUBEX 50X11/2	16.48
01560301063040	CASQ.MACHO MULTICAPA ISOLTUBEX 63X11/4	31.03
01560301063050	CASQ.MACHO MULTICAPA ISOLTUBEX 63X11/2	31.42
01560301063063	CASQ.MACHO MULTICAPA ISOLTUBEX 63X2	35.44

COLECTORES MULTICAPA**COLECTORES C/VALV.REG.MULTICA. ISOLTUBEX**

0156070202025020	COLECTOR C/VALV.CORTE 2 SAID.3/4X1/2	15.27
0156070203025020	COLECTOR C/VALV.CORTE 3 SAID.3/4X1/2	22.92
0156070204025020	COLECTOR C/VALV.CORTE 4 SAID.3/4X1/2	30.52

COLECTORES SIMPLES MULTICAPA ISOLTUBEX

0156070102025020	COLECTOR SIMPLES CR 2 SAID.3/4X1/2	5.53
0156070103025020	COLECTOR SIMPLES CR 3 SAID.3/4X1/2	7.53
0156070104025020	COLECTOR SIMPLES CR 4 SAID.3/4X1/2	9.43

JOELHOS MULTICAPA PR**JOELHOS C/PATER MULTICAPA ISOLTUBEX**

01560404016020	JOELHO C/PATER ISOLTUBEX 16X1/2	4.65
01560404020020	JOELHO C/PATER ISOLTUBEX 20X1/2	4.79
01560404020025	JOELHO C/PATER ISOLTUBEX 20X3/4	6.24
01560404025025	JOELHO C/PATER ISOLTUBEX 25X3/4	6.56

JOELHOS FEMEA MULTICAPA ISOLTUBEX

01560403016020	JOELHO FEMEA MULTICAPA ISOLTUBEX 16X1/2	3.25
01560403016025	JOELHO FEMEA MULTICAPA ISOLTUBEX 16X3/4	3.76
01560403020020	JOELHO FEMEA MULTICAPA ISOLTUBEX 20X1/2	3.59
01560403020025	JOELHO FEMEA MULTICAPA ISOLTUBEX 20X3/4	3.88
01560403025020	JOELHO FEMEA MULTICAPA ISOLTUBEX 25X1/2	4.85
01560403025025	JOELHO FEMEA MULTICAPA ISOLTUBEX 25X3/4	5.39
01560403025032	JOELHO FEMEA MULTICAPA ISOLTUBEX 25X1	6.81
01560403032025	JOELHO FEMEA MULTICAPA ISOLTUBEX 32X3/4	6.56



01560403032032	JOELHO FEMEA MULTICAPA ISOLTUBEX 32X1	7.89
01560403040040	JOELHO FEMEA MULTICAPA ISOLTUBEX 40X11/4	19.27
01560403050050	JOELHO FEMEA MULTICAPA ISOLTUBEX 50X11/2	29.00
01560403063063	JOELHO FEMEA MULTICAPA ISOLTUBEX 63X2	41.78

JOELHOS MACHO MULTICAPA ISOLTUBEX

01560402016020	JOELHO MACHO MULTICAPA ISOLTUBEX 16X1/2	3.08
01560402016025	JOELHO MACHO MULTICAPA ISOLTUBEX 16X3/4	3.51
01560402020020	JOELHO MACHO MULTICAPA ISOLTUBEX 20X1/2	3.79
01560402020025	JOELHO MACHO MULTICAPA ISOLTUBEX 20X3/4	4.30
01560402025020	JOELHO MACHO MULTICAPA ISOLTUBEX 25X1/2	4.79
01560402025025	JOELHO MACHO MULTICAPA ISOLTUBEX 25X3/4	5.53
01560402025032	JOELHO MACHO MULTICAPA ISOLTUBEX 25X1	7.27
01560402032032	JOELHO MACHO MULTICAPA ISOLTUBEX 32X1	8.01

JOELHOS SIMPLES A 45.MULTICAPA ISOLTUBEX

01560405040	JOELHO SIMPLES 45.MULTICAPA ISOLTUBEX 40	23.50
01560405050	JOELHO SIMPLES 45.MULTICAPA ISOLTUBEX 50	34.18
01560405063	JOELHO SIMPLES 45.MULTICAPA ISOLTUBEX 63	53.40

JOELHOS SIMPLES MULTICAPA ISOLTUBEX

01560401016	JOELHO SIMPLES MULTICAPA ISOLTUBEX 16	2.42
01560401020	JOELHO SIMPLES MULTICAPA ISOLTUBEX 20	3.45
01560401025	JOELHO SIMPLES MULTICAPA ISOLTUBEX 25	5.81
01560401032	JOELHO SIMPLES MULTICAPA ISOLTUBEX 32	8.49
01560401040	JOELHO SIMPLES MULTICAPA ISOLTUBEX 40	25.79
01560401050	JOELHO SIMPLES MULTICAPA ISOLTUBEX 50	38.69
01560401063	JOELHO SIMPLES MULTICAPA ISOLTUBEX 63	61.23

PLACAS P/JOELHO ROSCA FEMEA ISOLTUBEX

0156040601	PLACA FIXACAO PARA JOELHO C/PATER	3.11
------------	-----------------------------------	------

MOLAS CRAV.MULTICAPA**MOLAS CRAV.EXT. MULTICAPA ISOLTUBEX**

01561002016	MOLA EXTERIOR P/MULTIC.ISOLTUBEX 16	7.98
01561002020	MOLA EXTERIOR P/MULTIC.ISOLTUBEX 20	9.49
01561002025	MOLA EXTERIOR P/MULTIC.ISOLTUBEX 25	9.95
01561002032	MOLA EXTERIOR P/MULTIC.ISOLTUBEX 32	6.13

MOLAS CRAV.INT.MULTICAPA ISOLTUBEX

01561001016	MOLA INTERIOR P/MULTIC.ISOLTUBEX 16	5.50
01561001020	MOLA INTERIOR P/MULTIC.ISOLTUBEX 20	7.04
01561001025	MOLA INTERIOR P/MULTIC.ISOLTUBEX 25	7.35
01561001032	MOLA INTERIOR P/MULTIC.ISOLTUBEX 32	10.89

TES MULTICAPA PRESS**TES DE REDUÇÃO MULTICAPA ISOLTUBEX**

01560502016020016	TE RED.MULTICAPA ISOLTUBEX 16X20X16	3.71
01560502016025016	TE RED.MULTICAPA ISOLTUBEX 16X25X16	5.61
01560502020016016	TE RED.MULTICAPA ISOLTUBEX 20X16X16	3.51
01560502020016020	TE RED.MULTICAPA ISOLTUBEX 20X16X20	4.28
01560502020020016	TE RED.MULTICAPA ISOLTUBEX 20X20X16	4.05
01560502020025020	TE RED.MULTICAPA ISOLTUBEX 20X25X20	6.58
01560502025016016	TE RED.MULTICAPA ISOLTUBEX 25X16X16	7.32
01560502025016020	TE RED.MULTICAPA ISOLTUBEX 25X16X20	5.44
01560502025016025	TE RED.MULTICAPA ISOLTUBEX 25X16X25	6.13
01560502025020016	TE RED.MULTICAPA ISOLTUBEX 25X20X16	7.92
01560502025020020	TE RED.MULTICAPA ISOLTUBEX 25X20X20	5.67
01560502025020025	TE RED.MULTICAPA ISOLTUBEX 25X20X25	7.64
01560502025025020	TE RED.MULTICAPA ISOLTUBEX 25X25X20	9.98
01560502025032025	TE RED.MULTICAPA ISOLTUBEX 25X32X25	9.92
01560502032016032	TE RED.MULTICAPA ISOLTUBEX 32X16X32	8.86
01560502032020032	TE RED.MULTICAPA ISOLTUBEX 32X20X32	9.15
01560502032025020	TE RED.MULTICAPA ISOLTUBEX 32X25X20	8.32
01560502032025025	TE RED.MULTICAPA ISOLTUBEX 32X25X25	8.92



01560502032025032	TE RED.MULTICAPA ISOLTUBEX 32X25X32	9.49
01560502032032025	TE RED.MULTICAPA ISOLTUBEX 32X32X25	10.00
01560502040025040	TE RED.MULTICAPA ISOLTUBEX 40X25X40	21.37
01560502040032040	TE RED.MULTICAPA ISOLTUBEX 40X32X40	22.84
01560502050032050	TE RED.MULTICAPA ISOLTUBEX 50X32X50	29.35
01560502050040050	TE RED.MULTICAPA ISOLTUBEX 50X40X50	32.23
01560502063040063	TE RED.MULTICAPA ISOLTUBEX 63X40X63	51.77
01560502063050063	TE RED.MULTICAPA ISOLTUBEX 63X50X63	72.01

TES ROSC.FEMEA MULTICAPA ISOLTUBEX

01560503016020	TE RED.ROSC.FEMEA ISOLTUBEX 16X1/2	3.93
01560503020020	TE RED.ROSC.FEMEA ISOLTUBEX 20X1/2	4.70
01560503020025	TE RED.ROSC.FEMEA ISOLTUBEX 20X3/4	5.61
01560503025020	TE RED.ROSC.FEMEA ISOLTUBEX 25X1/2	7.15
01560503025025	TE RED.ROSC.FEMEA ISOLTUBEX 25X3/4	7.44
01560503025032	TE RED.ROSC.FEMEA ISOLTUBEX 25X1	9.38
01560503032025	TE RED.ROSC.FEMEA ISOLTUBEX 32X3/4	9.55
01560503032032	TE RED.ROSC.FEMEA ISOLTUBEX 32X1	10.66
01560503040040	TE RED.ROSC.FEMEA ISOLTUBEX 40X11/4	32.23
01560503050050	TE RED.ROSC.FEMEA ISOLTUBEX 50X11/2	38.69
01560503063063	TE RED.ROSC.FEMEA ISOLTUBEX 63X2	70.92

TES SIMPLES MULTICAPA ISOLTUBEX

01560501016	TE SIMPLES MULTICAPA ISOLTUBEX 16	3.39
01560501020	TE SIMPLES MULTICAPA ISOLTUBEX 20	4.96
01560501025	TE SIMPLES MULTICAPA ISOLTUBEX 25	7.52
01560501032	TE SIMPLES MULTICAPA ISOLTUBEX 32	10.57
01560501040	TE SIMPLES MULTICAPA ISOLTUBEX 40	37.40
01560501050	TE SIMPLES MULTICAPA ISOLTUBEX 50	48.35
01560501063	TE SIMPLES MULTICAPA ISOLTUBEX 63	83.30

TUBO MULTICAPA ISOLT**TUBOS MULTICAPA EM ROLO ISOLTUBEX**

01560101016	TUBO MULTICAM.ISOLTUBEX ROLO 16X2.0	0.98
01560101020	TUBO MULTICAM.ISOLTUBEX ROLO 20X2.0	1.23
01560101025	TUBO MULTICAM.ISOLTUBEX ROLO 25X2.5	2.12
01560101032	TUBO MULTICAM.ISOLTUBEX ROLO 32X3.0	3.71

TUBOS MULTICAPA EM VARA ISOLTUBEX

01560102016	TUBO MULTICAMA.ISOLTUBEX VARA 16X2,0	1.15
01560102020	TUBO MULTICAMA.ISOLTUBEX VARA 20X2,0	1.40
01560102025	TUBO MULTICAMA.ISOLTUBEX VARA 25X2.5	2.45
01560102032	TUBO MULTICAMA.ISOLTUBEX VARA 32X3.0	4.18
01560102040	TUBO MULTICAMA.ISOLTUBEX VARA 40X4.0	10.15
01560102050	TUBO MULTICAMA.ISOLTUBEX VARA 50X4.5	13.44
01560102063	TUBO MULTICAMA.ISOLTUBEX VARA 63X6.0	20.10

TUBOS MULTICAPA ISOL.AZUL ISOLTUBEX

01560104016	TUBO MULTI.ISOLTUBEX ISOLADO AZUL 16X2.0	1.60
01560104020	TUBO MULTI.ISOLTUBEX ISOLADO AZUL 20X2.0	2.22
01560104025	TUBO MULTI.ISOLTUBEX ISOLADO AZUL 25X2.5	3.50
01560104032	TUBO MULTI.ISOLTUBEX ISOLADO AZUL 32X3.0	5.33

TUBOS MULTICAPA ISOL.PRETO ISOLTUBEX

01560105016	TUBO MULTI.ISOLTUBEX ISOLAD.PRETO 16X2.0	1.83
01560105020	TUBO MULTI.ISOLTUBEX ISOLAD.PRETO 20X2.0	2.48
01560105025	TUBO MULTI.ISOLTUBEX ISOLAD.PRETO 25X2.5	3.85
01560105032	TUBO MULTI.ISOLTUBEX ISOLAD.PRETO 32X3.0	8.38

TUBOS MULTICAPA ISOL.VERM.ISOLTUBEX

01560103016	TUBO MULTI.ISOLTUBEX ISOLADO VERM.16X2,0	1.60
01560103020	TUBO MULTI.ISOLTUBEX ISOLADO VERM.20X2,0	2.22
01560103025	TUBO MULTI.ISOLTUBEX ISOLADO VERM.25X2.5	3.50
01560103032	TUBO MULTI.ISOLTUBEX ISOLADO VERM.32X3.0	5.33

UNIOES MULTICAPA PRE

UNIOES C/PORCA MOVEL MULTI.ISOLTUBEX

01560203016020	UNIAO C/PORCA MOV.MULTI.ISOLTUBEX 16X1/2	2.71
01560203016025	UNIAO C/PORCA MOV.MULTI.ISOLTUBEX 16X3/4	3.45
01560203020020	UNIAO C/PORCA MOV.MULTI.ISOLTUBEX 20X1/2	3.25
01560203020025	UNIAO C/PORCA MOV.MULTI.ISOLTUBEX 20X3/4	3.65
01560203020032	UNIAO C/PORCA MOV.MULTI.ISOLTUBEX 20X1	4.76
01560203025020	UNIAO C/PORCA MOV.MULTI.ISOLTUBEX 25X1/2	4.79
01560203025025	UNIAO C/PORCA MOV.MULTI.ISOLTUBEX 25X3/4	5.70
01560203025032	UNIAO C/PORCA MOV.MULTI.ISOLTUBEX 25X1	6.70
01560203032032	UNIAO C/PORCA MOV.MULTI.ISOLTUBEX 32X1	7.50

UNIOES REDUCAO MULTICAPA ISOLTUBEX

01560202020016	UNIAO RED.MULTICAPA ISOLTUBEX 20X16	2.39
01560202025016	UNIAO RED.MULTICAPA ISOLTUBEX 25X16	3.22
01560202025020	UNIAO RED.MULTICAPA ISOLTUBEX 25X20	3.48
01560202032016	UNIAO RED.MULTICAPA ISOLTUBEX 32X16	4.65
01560202032020	UNIAO RED.MULTICAPA ISOLTUBEX 32X20	4.70
01560202032025	UNIAO RED.MULTICAPA ISOLTUBEX 32X25	5.39
01560202040025	UNIAO RED.MULTICAPA ISOLTUBEX 40X25	10.99
01560202040032	UNIAO RED.MULTICAPA ISOLTUBEX 40X32	13.35
01560202050032	UNIAO RED.MULTICAPA ISOLTUBEX 50X32	14.56
01560202050040	UNIAO RED.MULTICAPA ISOLTUBEX 50X40	18.37
01560202063040	UNIAO RED.MULTICAPA ISOLTUBEX 63X40	33.37
01560202063050	UNIAO RED.MULTICAPA ISOLTUBEX 63X50	33.20

UNIOES SIMPLES MULTICAPA ISOLTUBEX

01560201016	UNIAO MULTICAPA PRESS ISOLTUBEX 16	2.02
01560201020	UNIAO MULTICAPA PRESS ISOLTUBEX 20	2.91
01560201025	UNIAO MULTICAPA PRESS ISOLTUBEX 25	4.28
01560201032	UNIAO MULTICAPA PRESS ISOLTUBEX 32	5.79
01560201040	UNIAO MULTICAPA PRESS ISOLTUBEX 40	13.69
01560201050	UNIAO MULTICAPA PRESS ISOLTUBEX 50	19.58
01560201063	UNIAO MULTICAPA PRESS ISOLTUBEX 63	45.27

VALVULAS MULTICADA P**AUMENTOS P/MANIP.VALV.MULTI.ISOLTUBEX**

0156061101	AUMENTO P/MANIP.VALV.MULT.ISOLTUBEX	0.94
------------	-------------------------------------	------

COMANDOS P/VALV.MULTI.ISOLTUBEX

0156061001	COMANDO RED.E ESP.P/VALV.ISOLTUBEX	4.99
0156061003	COMANDO OCULTO ESP.P/VALV.ISOLTUBEX	3.90

VALVULAS ESFERA MULT.EXTERIOR C/MANIPULO

01560603016	VALVULA EXTERIOR C/MANIPULO 16	7.81
01560603020	VALVULA EXTERIOR C/MANIPULO 20	8.27
01560603025	VALVULA EXTERIOR C/MANIPULO 25	13.00
01560603032	VALVULA EXTERIOR C/MANIPULO 32	14.68

VALVULAS ESFERA MULTICAPA EM "U"

01560604016	VALVULA ESFERA EM "U" 16	13.99
01560604020	VALVULA ESFERA EM "U" 20	13.62
01560604025	VALVULA ESFERA EM "U" 25	15.90

VALVULAS ESFERA MULTICAPA ISOLTUBEX

01560601016	VALVULA ESFERA MULTICAPA ISOLTUBEX 16	10.66
01560601020	VALVULA ESFERA MULTICAPA ISOLTUBEX 20	11.23
01560601025	VALVULA ESFERA MULTICAPA ISOLTUBEX 25	15.30
01560601032	VALVULA ESFERA MULTICAPA ISOLTUBEX 32	16.99

TUBOS / ACESSORIOS MULTICAMADA KLIM**CASQ.MULTICAMADA K****CASQ.RED.MULTICAMADA KLIMAPRESS**

01420302075	CASQ.MULTI.KLIMAPRESS 75X21/2 FEMEA	89.17
-------------	-------------------------------------	-------

JOELHOS MULTICAMADA**JOELHOS SIMPLES MULTICAMADA KLIMAPRESS**

01420401075075	JOELHO SIMPLES KLIMAPRESS 75X75	120.52
TES MULTICADA KLIMAP		
TES REDUCAO MULTICAMADA KLIMAPRESS		
01420502025020020	TE REDUÇÃO MULTI.KLIMAPRESS 25X20X20	6.50
01420502075063075	TE REDUÇÃO MULTI.KLIMAPRESS 75X63X75	190.80
TES MULTICAPA KLIMAP		
TES SIMPLES MULTI.KLIMAPRESS		
01420501075	TE SIMPLES MULTI.KLIMAPRESS 75	147.74
TUBOS MULTICAMADA HE		
TUBOS MULTICAMADA HELICLIMA ROLO		
01420102025	TUBO MULTI.HELIKLIKA ROLO 25X2.0	3.31
01420102032	TUBO MULTI.HELIKLIKA ROLO 32X3.0	4.29
TUBOS MULTICAMADA HELICLIMA VARA		
01420101025	TUBO MULTI.HELIKLIKA VARA 25X2.0	3.41
01420101032	TUBO MULTI.HELIKLIKA VARA 32X3.0	4.61
01420101063	TUBO MULTI.HELIKLIKA VARA 63X6.0	22.48
01420101075	TUBO MULTI.HELIKLIKA VARA 75X7.5	41.46
UNIOES MULTICAMADA K		
UNIOES REDUÇÃO MULTICAMADA KLIMAPRESS		
01420202050025	UNIAO RER.MULTI.KLIMAPRESS 50X25	21.89
01420202063040	UNIAO RED.MULTI.KLIMAPRESS 63X40	60.50
01420202063050	UNIAO RED.MULTI.KLIMAPRESS 63X50	57.64
01420202075063	UNIAO RED.MULTI.KLIMAPRESS 75X63	115.58
UNIOES SIMPLES MULTICAMADA KLIMAPRESS		
01420201075	UNIAO KLIMAPRESS 75X75	80.12
TUBOS / ACESSORIOS PEX GIACOMINI		
ACESS.P/VALV.ESF.		
AUMENTO TUBOLAR CROMADO R749T		
01122504R749TX001	R749T AUMEN.TUB.CR P/MANIP.VALV.3/8X1/2	4.36
01122504R749TX002	R749T AUMEN.TUB.CR.P/MAN.VALV.3/4X11/4	4.96
01122504R749TX003	R749T AUMEN.TUB.CR P/MANIP.VALV.11/2X2	8.56
REDUTOR DE MANOBRA R746		
01122506R746X002	R746 VOLANTE RED.VALV.ESF.3/4X11/4	15.07
ACESSORIOS P/COLECTO		
ISOLMENTOS P/COLECTORES R551		
01121122R551WY007	R551W ISOLAMENTO P/COLECT.R551 11/2	14.95
REDUCAO P/COLECTORES R593D		
01121105R593DY001	R593D RED.P/COLECTOR C/JUNTA 3/4X3/8	1.58
01121105R593DY002	R593D RED.P/COLECTOR C/JUNTA 3/4X1/2	1.71
01121105R593DY004	R593D RED.P/COLECTOR C/JUNTA 1X1/2	2.00
01121105R593DY005	R593D RED.P/COLECTOR C/JUNTA 1X3/4	2.32
01121105R593DY008	R593D RED.P/COLECTOR C/JUNTA 11/4X1	3.94
REDUCOES R93 GIACOMINI		
01121109R93Y011	R93 REDUCAO 1MX3/4F GIACOMINI	1.64
01121109R93Y014	R93 REDUCAO 11/4X1 GIACOMINI	2.51
01121109R93Y018	R93 REDUCAO 11/2X11/4 GIACOMINI	4.90
TAMPAO FEMEA P/COLECTORES R594		
01121102R594Y001	R594 TAMPAO F 1/2	0.86
01121102R594Y002	R594 TAMPAO F 24/19	0.93
01121102R594Y003	R594 TAMPAO F 26/19	0.93
01121102R594Y004	R594 TAMPAO F 1	1.80
01121102R594Y005	R594 TAMPAO F 3/4	1.47
TAMPAO REDUCAO P/COLECT.CROMADA R593		
01121103R593X004	R593 RED.P/COLECTOR 1X1/2	1.88
01121103R593X005	R593 RED.P/COLECTOR 1X3/4	1.88
01121103R593Y002	R593 RED.P/COLECTOR 3/4X1/2	1.16



TAMPAO REDUCAO P/COLECT.NAO CROMADA R593

01121104R593Y003	R593 RED.P/COLECT.NAO CR 1X3/8	1.48
01121104R593Y004	R593 RED.P/COLECT.NAO CR 1X1/2	1.60
01121104R593Y005	R593 RED.P/COLECT.NAO CR 1X3/4	1.88
01121104R593Y008	R593 RED.P/COLECT.NAO CR 11/4X1	2.90

TAMPAO TERMINAL P/COLECT.R592

01121101R592DY004	R592D TAMPAO MA C/JUNTA 3/4	1.60
01121101R592DY005	R592D TAMPAO MA C/JUNTA 1	1.98
01121101R592DY006	R592D TAMPAO MA C/JUNTA 11/4	3.08
01121101R592Y004	R592 TAMPAO M 3/4	1.09
01121101R592Y005	R592 TAMPAO M 1	1.53
01121101R592Y006	R592 TAMPAO M 11/4	2.65
01121101R592Y007	R592 TAMPAO M 11/2	4.94

ACESSORIOS P/GIACOFL**CAPA TERMINAL P/MANGA**

01121405R998Y005	R998 CAPA TERMINAL P/MANGA VERM.	0.86
01121405R998Y006	R998 CAPA TERMINAL P/MANGA AZUL	0.86

CURVA GUIA-TUBO

01121406R549PY003	R549P CURVA GUIA P/TUBOS PEX	3.11
01121406R549Y003	R549 CURVA GUIA P/TUBOS PEX	3.11

ADAPTADORES**ADAPTADORES P/TUBO PEX R179**

01120202R179AY071	R179A ADAPTADOR P/PEX 28X32X2.9	6.20
01120202R179X040	R179 ADAPTADOR P/PEX 16X16X1.8	2.21
01120202R179X074	R179 ADAPTADOR P/PEX 18X16X2.2	2.11
01120202R179X076	R179 ADAPTADOR P/PEX 18X16X1.8	2.64
01120202R179X087	R179 ADAPTADOR P/PEX 18X20X2.8	2.43

CAIXAS P/COLECTORES**CAIXA DE ENCASTRAR P/COLECTORES**

01121218R595AY001	R595A CAIXA COLEC.(370X300X90)	13.87
01121218R595BY001	R595B CAIXA COLEC.(520X300X90)	18.12
01121218R595CY001	R595C CAIXA COLEC.(670X300X90)	21.83
01121218R595PY001	R595P PORTA PLAST.P/ CAIXA R595A 370X300	5.33
01121218R595PY002	R595P PORTA PLAST.P/ CAIXA R595B 520X300	7.56
01121218R598Y003	R598 SUP.COLECT.R580/R585 3/4P/CX R595	2.56
01121218R598Y004	R598 SUP.COLECT.R580/R585 1P/CX R595	2.56
01121218R599Y001	R599 CAIXA PARA COLECTOR R585	20.30

CAIXA EM PLASTICOS R584

01121212R584Y101	R584 CAIXA P/COLECTOR 332X272X86 MM	24.82
01121212R584Y102	R584 CAIXA P/COLECTOR 412X272X86 MM	33.11

COLECTORES

01121008R53VMY006	R53VM COLECTOR MOD.C/REG.32X18	15.17
01121010R553Y005	R553D/5 COLECT.MON.5 SAIDAS 1X18	119.96
01121010R553Y007	R553D/7 COLECT.MON.7 SAIDA 1X18	161.88

COLECTORES C/REGULACAO E C/SAIDA R585

01121002R585Y022	R585/2 COLECT.REGUL.2 SAIDAS 3/4X16	12.33
01121002R585Y023	R585/3 COLECT.REGUL.3 SAIDAS 3/4X16	17.18
01121002R585Y024	R585/4 COLECT.REGUL.4 SAIDAS 3/4X16	22.19
01121002R585Y025	R585/5 COLECT.REGUL.5 SAIDAS 3/4X16	27.90
01121002R585Y026	R585/6 COLECT.REGUL.6 SAIDAS 3/4X16	33.30
01121002R585Y027	R585/7 COLECT.REGUL.7 SAIDAS 3/4X16	38.21
01121002R585Y028	R585/8 COLECT.REGUL.8 SAIDAS 3/4X16	44.38
01121002R585Y029	R585/9 COLECT.REGUL.9 SAIDAS 3/4X16	48.49
01121002R585Y042	R585/2 COLECT.REGUL.2 SAIDAS 1X16	14.55
01121002R585Y043	R585/3 COLECT.REGUL.3 SAIDAS 1X16	20.60
01121002R585Y044	R585/4 COLECT.REGUL.4 SAIDAS 1X16	25.30
01121002R585Y045	R585/5 COLECT.REGUL.5 SAIDAS 1X16	31.31



01121002R585Y046	R585/6 COLECT.REGUL.6 SAIDAS 1X16	39.84
01121002R585Y047	R585/7 COLECT.REGUL.7 SAIDAS 1X16	43.04
01121002R585Y048	R585/8 COLECT.REGUL.8 SAIDAS 1X16	49.45
01121002R585Y049	R585/9 COLECT.REGUL.9 SAIDAS 1X16	55.42
01121002R585Y050	R585/10 COLECT.REGUL.10 SAIDAS 1X16	61.52

COLECTORES DE DISTRIBUICAO R580

01121001R580Y022	R580/2 COLECT.2 SAIDAS 3/4X16	8.88
01121001R580Y023	R580/3 COLECT.3 SAIDAS 3/4X16	12.47
01121001R580Y024	R580/4 COLECT.4 SAIDAS 3/4X16	16.42
01121001R580Y025	R580/5 COLECT.5 SAIDAS 3/4X16	19.74
01121001R580Y026	R580/6 COLECT.6 SAIDAS 3/4X16	23.97
01121001R580Y027	R580/7 COLECT.7 SAIDAS 3/4X16	26.54
01121001R580Y028	R580/8 COLECT.8 SAIDAS 3/4X16	30.05
01121001R580Y029	R580/9 COLECT.9 SAIDAS 3/4X16	34.22
01121001R580Y030	R580/10 COLECT.10 SAIDAS 3/4X16	38.16
01121001R580Y062	R580/2 COLECT.2 SAIDAS 1X16	10.09
01121001R580Y063	R580/3 COLECT.3 SAIDAS 1X16	14.47
01121001R580Y064	R580/4 COLECT.4 SAIDAS 1X16	18.81
01121001R580Y065	R580/5 COLECT.5 SAIDAS 1X16	23.67
01121001R580Y066	R580/6 COLECT.6 SAIDAS 1X16	27.36
01121001R580Y067	R580/7 COLECT.7 SAIDAS 1X16	29.77
01121001R580Y068	R580/8 COLECT.8 SAIDAS 1X16	33.58
01121001R580Y069	R580/9 COLECT.9 SAIDAS 1X16	38.26
01121001R580Y070	R580/10 COLECT.10 SAIDAS 1X16	41.79
01121001R580Y071	R580/11 COLECT.11 SAIDAS 1X16	47.96

COLECTORES DISTRIB.C/SAIDA FEMEA R551

01121009R551Y022	R551/2 COLECTOR 2 SAIDAS 3/4X1/2	8.04
01121009R551Y023	R551/3 COLECTOR 3 SAIDAS 3/4X1/2	11.81
01121009R551Y024	R551/4 COLECTOR 4 SAIDAS 3/4X1/2	15.70
01121009R551Y025	R551/5 COLECTOR 5 SAIDAS 3/4X1/2	19.58
01121009R551Y026	R551/6 COLECTOR 6 SAIDAS 3/4X1/2	24.96
01121009R551Y043	R551/3 COLECTOR 3 SAIDAS 1X3/8	9.74
01121009R551Y044	R551/4 COLECTOR 4 SAIDAS 1X3/8	12.87
01121009R551Y045	R551/5 COLECTOR 5 SAIDAS 1X3/8	15.45
01121009R551Y046	R551/6 COLECTOR 6 SAIDA 1"X3/8"	17.64
01121009R551Y047	R551/7 COLECTOR 7 SAIDA 1X3/8	21.59
01121009R551Y048	R551/8 COLECTOR 8 SAIDA 1X3/8	24.44
01121009R551Y049	R551/9 COLECTOR 9 SAIDA 1X3/8	27.95
01121009R551Y050	R551/10 COLECTOR 10 SAIDA 1X3/8	30.87
01121009R551Y051	R551/11 COLECTOR 11 SAIDA 1X3/8	36.47
01121009R551Y062	R551/2 COLECTOR 2 SAIDA 1X1/2	8.95
01121009R551Y063	R551/3 COLECTOR 3 SAIDA 1X1/2	13.30
01121009R551Y064	R551/4 COLECTOR 4 SAIDA 1X1/2	17.78
01121009R551Y065	R551/5 COLECTOR 5 SAIDA 1X1/2	22.31
01121009R551Y066	R551/6 COLECTOR 6 SAIDA 1X1/2	26.99
01121009R551Y067	R551/7 COLECTOR 7 SAIDA 1X1/2	31.73
01121009R551Y068	R551/8 COLECTOR 8 SAIDA 1X1/2	36.28
01121009R551Y069	R551/9 COLECTOR 9 SAIDA 1X1/2	43.05
01121009R551Y070	R551/10 COLECTOR 10 SAIDA 1X1/2	45.49
01121009R551Y082	R551/2 COLECTOR 2 SAIDAS 11/4X1/2	10.81
01121009R551Y083	R551/3 COLECTOR 3 SAIDAS 11/4X1/2	16.03
01121009R551Y084	R551/4 COLECTOR 4 SAIDA 11/4/1/2	21.42
01121009R551Y085	R551/5 COLECTOR 5 SAIDA 11/4X1/2	26.83
01121009R551Y086	R551/6 COLECTOR 6 SAIDA 11/4X1/2	32.22
01121009R551Y087	R551/7 COLECTOR 7 SAIDA 11/4X1/2	37.93
01121009R551Y088	R551/8 COLECTOR 8 SAIDAS 11/4X1/2	43.29
01121009R551Y089	R551/9 COLECTOR 9 SAIDA 11/4X1/2	49.07
01121009R551Y090	R551/10 COLECTOR 10 SAIDA 11/4X1/2	54.20
01121009R551Y091	R551/11 COLECTOR 11 SAIDA 11/4X1/2	59.62



01121009R551Y092	R551/12 COLECTOR 12 SAIDA 11/4X1/2	64.89
01121009R551Y105	R551/5 COLECTOR 5 SAIDA 11/4X3/4	40.76
01121009R551Y106	R551/6 COLECTOR 6 SAIDA 11/4X3/4	48.54
01121009R551Y184	R551/4 COLECTOR 4 SAIDA 11/2X1	84.72
01121009R551Y64	R551/4 COLECTOR 4 SAIDA 1X1/2	17.78

COLECTORES DISTRIBUIÇÃO R551S

01121012R551SY002	R551S/2 COLECTOR 2 SAIDA 3/4"X18	9.76
01121012R551SY003	R551S/3 COLECTOR 3 SAIDA 3/4"X18	15.63
01121012R551SY022	R551S/2 COLECTOR 2 SAIDA 1X18	13.65
01121012R551SY023	R551S/3 COLECTOR 3 SAIDA 1"X18"	19.95
01121012R551SY024	R551S/4 COLECTOR 4 SAIDA 1X18	25.58
01121012R551SY025	R551S/5 COLECTOR 5 SAIDA 1"X18"	33.27
01121012R551SY026	R551S/6 COLECTOR 6 SAIDA 1"X18"	38.16
01121012R551SY028	R551S/8 COLECTOR 8 SAIDA 1X18	53.02
01121012R551SY042	R551S/2 COLECTOR 2 SAIDA 11/4"X18	17.98
01121012R551SY043	R551S/3 COLECTOR 3 SAIDA 11/4"X18	24.76
01121012R551SY044	R551S/4 COLECTOR 4 SAIDA 11/4"X18	30.00
01121012R551SY045	R551S/5 COLECTOR 5 SAIDA 11/4"X18	38.19
01121012R551SY046	R551S/6 COLECTOR 6 SAIDA 11/4"X18	44.94
01121012R551SY047	R551S/7 COLECTOR 7 SAIDA 11/4"X18	52.60
01121012R551SY048	R551S/8 COLECTOR 8 SAIDA 11/4"X18	59.91
01121012R551SY050	R551S/10 COLECTOR 10 SAIDA 11/4"X18	75.56
01121012R551SY052	R551S/12 COLECTOR 12 SAIDA 11/4"X18	94.08

COLECTORES LIGAÇÃO RAPIDA RC580T

01121014RC580X151	RC580T PAR COLEC.TERM LR DN25X1X12	14.60
-------------------	------------------------------------	-------

COLECTORES MODUL.ENC.RAPIDO R585M

01121003R585MY105	R585M COLECTOR MODULAR C/VALV.DN 25X16	7.70
-------------------	--	------

COLECTORES R585C GIACOMINI

01121005R585CY062	R585C/2 COLECTOR MF C/VALV. 3/4X1/2 GIAC	14.69
01121005R585CY063	R585C/3 COLECTOR MF C/VALV. 3/4X1/2 GIAC	20.10
01121005R585CY064	R585C/4 COLECTOR MF C/VALV. 3/4X1/2 GIAC	26.02

PAR DE COLECTOR R580T

01121021R580MX005	R580M COLECTOR MODULAR .DN25X16	4.11
01121021R580MY006	R580M COLECTOR MODULAR .DN32X18	6.30
01121021R580TX004	R580T PAR COLECTOR TERM.3/4X16	8.25
01121021R580TX005	R580T PAR COLECTOR TERM. 1X16	9.11
01121021R580TY006	R580T PAR COLECT.TERM.N/CR 1X18XDN32	12.62
01121021R580TY007	R580T PAR COLECT.TERM.N/CR 11/4X18XDN32	14.66

PAR DE COLECTORES P/R585M* R585T

01121006R585TX104	R585T PAR COLECT.TERMIN.C/REGUL.3/4X16	14.24
01121006R585TX105	R585T PAR COLECT.TERMIN.C/REGUL.1X16	15.06
01121006R585TY104	R585T PAR COLECT.TERMIN.C/REGUL.3/4X16	14.24

LIGADORES**LIG.CURVO C/LIG.P/COBRE NAO CR R561**

01120317R561Y004	R561 LIG.CURVO P/COBRE N/CR 12	3.42
01120317R561Y005	R561 LIG.CURVO P/COBRE N/CR 14	3.46
01120317R561Y006	R561 LIG.CURVO P/COBRE N/CR 15	3.65
01120317R561Y007	R561 LIG.CURVO P/COBRE N/CR 16	3.65
01120317R561Y008	R561 LIG.CURVO P/COBRE N/CR 18	4.14

LIG.CURVO C/LIG.P/COBRE F NAO CR R563

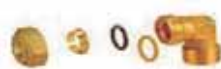
01120319R563Y014	R563 LIG.F CURV.P/COBRE N/CR 1/2X15	2.86
01120319R563Y015	R563 LIG.F CURV.P/COBRE N/CR 1/2X16	3.03
01120319R563Y016	R563 LIG.F CURV.P/COBRE N/CR 1/2X18	3.12
01120319R563Y021	R563 LIG.F CURV.P/COBRE N/CR 3/4X18	3.46
01120319R563Y023	R563 LIG.F CURV.P/COBRE N/CR 3/4X22	4.20

LIG.CURVO C/LIG.P/COBRE M NAO CR R562

01120318R562Y014	R562 LIG.M CURV.P/COBRE N/CR 1/2X15	2.77
01120318R562Y015	R562 LIG.M CURV.P/COBRE N/CR 1/2X16	2.95



01120318R562Y016	R562 LIG.M CURV.P/COBRE N/CR 1/2X18	3.41
01120318R562Y023	R562 LIG.M CURV.P/COBRE N/CR 3/4X22	5.89
01120318R562Y112	R562 CURVA MA P/COBRE 1/2X12	2.64
01120318R562Y113	R562 CURVA MA P/COBRE 1/2X14	2.89
LIG.DIREITO C/LIG.P/COBRE NAO CR R560		
01120315R560Y004	R560 LIG.DIREITO P/COBRE N/CR 12	2.72
01120315R560Y005	R560 LIG.DIREITO P/COBRE N/CR 14	3.42
01120315R560Y006	R560 LIG.DIREITO P/COBRE N/CR 15	2.95
01120315R560Y007	R560 LIG.DIREITO P/COBRE N/CR 16	3.42
01120315R560Y008	R560 LIG.DIREITO P/COBRE N/CR 18	4.02
LIG.MACHO P/COBRE NAO CROMADO R180M		
01120310R180MY014	R180M LIG.M P/COBRE NAO CR 1/2X15	2.13
01120310R180MY016	R180M LIG.M P/COBRE NAO CR 1/2X18	2.42
01120310R180MY020	R180M LIG.M P/COBRE NAO CR 3/4X16	2.54
01120310R180MY022	R180M LIG.M P/COBRE NAO CR 3/4X20	3.85
01120310R180MY023	R180M LIG.M P/COBRE NAO CR 3/4X22	3.59
01120310R180MY103	R180/1M LIG.M P/COBRE NAO CR 3/8X10	1.43
01120310R180MY104	R180/1M LIG.M P/COBRE NAO CR 3/8X12	1.85
01120310R180MY106	R180/1M LIG.M P/COBRE NAO CR 3/8X15	2.16
01120310R180MY112	R180/1M LIG.M P/COBRE NAO CR 1/2X12	1.92
01120310R180MY114	R180/1M LIG.M P/COBRE NAO CR 1/2X15	2.13
01120310R180MY115	R180/1M LIG.M P/COBRE NAO CR 1/2X16	2.13
01120310R180MY116	R180/1M LIG.M P/COBRE NAO CR 1/2X18	2.42
01120310R180MY120	R180/1M LIG.M P/COBRE NAO CR 3/4X16	2.54
01120310R180MY121	R180/1M LIG.M P/COBRE NAO CR 3/4X18	2.72
01120310R180MY123	R180/1M LIG.M P/COBRE NAO CR 3/4X22	3.59
01120310R180MY128	R180/1M LIG.M P/COBRE NAO CR 1X28	5.48
LIGADOR EM TE NÃO CROMADO R564		
01120320R564Y006	R564 LIG.TE P/COBRE N/CR 15	5.09
01120320R564Y007	R564 LIG.TE P/COBRE N/CR 16	5.09
01120320R564Y008	R564 LIG.TE P/COBRE N/CR 18	5.82
LIGADOR EM TE NÃO CROMADO R569		
01120322R569Y104	R569 LIG.TE F.N/CR 3/8X12	3.62
LIGADOR FEMEA P/COBRE NAO CROMADO R180F		
01120313R180FY014	R180F LIG.F P/COBRE 1/2X15	2.18
01120313R180FY104	R180/1F LIG.F P/COBRE 12X3/8	1.77
01120313R180FY113	R180/1F LIG.F P/COBRE 1/2X14	2.22
01120313R180FY114	R180/1F LIG.F P/COBRE 1/2X15	2.18
01120313R180FY115	R180/1F LIG.F P/COBRE 1/2X16	2.18
01120313R180FY116	R180/1F LIG.F P/COBRE 1/2X18	2.46
LIGADORES CROMADO R177		
01120301R177X010	R177 ADAP.LIGACAO FERRO 16X1/2	3.01
LIGADORES FEMEA N/CR R180FR		
01120308R180RY055	R180FR LIGADOR F N CR1/2X16	1.28
01120308R180RY056	R180FR LIGADOR F N CR 1/2X18	1.32
01120308R180RY061	R180FR LIGADOR F N CR 3/4X18	1.71
01120308R180RY063	R180FR LIGADOR F N CR 3/4X22	2.15
LIGADORES MACHO CROMADO R180R		
01120306R180RX015	R180R LIGADOR M CROMADO 1/2X16	1.46
LIGADORES MACHO NAO CROMADO R180R		
01120305R180RY004	R180R LIGADOR M NAO CR 3/8X12	1.17
01120305R180RY015	R180R LIGADOR M NAO CR 1/2X16	1.39
01120305R180RY016	R180R LIGADOR M NAO CR 1/2X18	1.44
01120305R180RY020	R180R LIGADOR M NAO CR 3/4X16	1.84
01120305R180RY021	R180R LIGADOR M NAO CR 3/4X18	1.87
01120305R180RY023	R180R LIGADOR M NAO CR 3/4X22	2.39
01120305R180RY027	R180R LIGADOR M NAO CR 1X22	3.06
01120305R180RY028	R180R LIGADOR M NAO CR 1X28	4.09



LIGADORES P/AUMENTO DE BASE ADAPT.R178R

01120303R178RY011	R178R LIG.N/CR P/AUMENT.BASE ADAPT.16X18	3.51
01120303R178RY012	R178R LIG.N/CR P/AUMENT.BASE ADAPT.18X22	4.17
01120303R178RY013	R178R LIG.N/CR P/AUMENT.BASE ADAPT.18X3/4	4.07

LIGADORES P/ADAPTADO**JOELHO C/SUP.LIG.FEMEA NAO CROMO R572R**

01120515R572RY002	R572R JOELHO TERM.C/SUPORT.1/2X16	3.24
-------------------	-----------------------------------	------

LIGADOR CURVO C/LIGAÇÃO P/ADAP.R561R

01120503R561RY004	R561R CURVA P/TUBO PEX 12	1.26
01120503R561RY007	R561R CURVA P/TUBO PEX 16	1.60
01120503R561RY008	R561R CURVA P/TUBO PEX 18	1.85
01120503R561RY009	R561R CURVA P/TUBO PEX 22	2.69

LIGADOR CURVO FEMEA NAO CROMADO R563R

01120507R563RY004	R563R LIG.CURVO F P/TUBO PEX 3/8X12	1.66
01120507R563RY015	R563R LIG.CURVO F P/TUBO PEX 1/2X16	2.05
01120507R563RY016	R563R LIG.CURVO F P/TUBO PEX 1/2X18	2.95
01120507R563RY021	R563R LIG.CURVO F P/TUBO PEX 3/4X18	2.95
01120507R563RY023	R563R LIG.CURVO F P/TUBO PEX 3/4X22	2.95

LIGADOR CURVO MACHO NAO CROMADO R562R

01120505R562RY015	R562R LIG.CURVO M P/TUBO PEX 1/2X16	2.64
01120505R562RY016	R562R LIG.CURVO M P/TUBO PEX 1/2X18	2.69
01120505R562RY021	R562R LIG.CURVO M P/TUBO PEX 3/4X18	3.85
01120505R562RY023	R562R LIG.CURVO M P/TUBO PEX 3/4X22	4.19
01120505R562RY027	R562R LIG.CURVO M P/TUBO PEX 1X22	4.30

LIGADOR DIREITO C/LIGAÇÃO P/ADAP.R560R

01120501R560RY004	R560R UNIAO P/TUBO PEX 12	0.90
01120501R560RY007	R560R UNIAO P/TUBO PEX 16	1.25
01120501R560RY008	R560R UNIAO P/TUBO PEX 18	1.44
01120501R560RY009	R560R UNIAO P/TUBO PEX 22	2.36

LIGADOR EM T LIG.P/ADAP.NAO CROMO R564R

01120509R564RY004	R564R LIG.TE N/CR C/LIG.P/ADAPT 12	1.60
01120509R564RY007	R564R LIG.TE N/CR C/LIG.P/ADAPT 16	1.98
01120509R564RY008	R564R LIG.TE N/CR C/LIG.P/ADAPT 18	2.23
01120509R564RY009	R564R LIG.TE N/CR C/LIG.P/ADAPT 22	3.26
01120509R564RY010	R564R LIG.TE N/CR C/LIG.P/ADAPT 28	7.08

LIGADOR EM T NAO CROMADO R568R

01120511R568RY015	R568R LIG.TE C/LIG.M ADAPT.1/2X16	4.69
01120511R568RY021	R568R LIG.TE C/LIG.M ADAPT.3/4X18	6.00
01120511R568RY023	R568R LIG.TE C/LIG.M ADAPT.3/4X22	6.32
01120511R568RY028	R568R LIG.TE C/LIG.M ADAPT.1X28	6.84

LIGADOR EM T NAO CROMADO R569R

01120512R569RY015	R569R LIG.TE C/LIG.F ADAPT.1/2X16	2.12
01120512R569RY021	R569R LIG.TE C/LIG.F ADAPT.3/4X18	3.06
01120512R569RY023	R569R LIG.TE C/LIG.F ADAPT.3/4X22	3.52

LIGADOR EM T NAO CROMADO R570R

01120513R570RY015	R570R LIG.TE M P/TUBO PEX 1/2X16	5.82
01120513R570RY016	R570R LIG.TE M P/TUBO PEX 1/2X18	5.82
01120513R570RY021	R570R LIG.TE M P/TUBO PEX 3/4X18	6.10
01120513R570RY023	R570R LIG.TE M P/TUBO PEX 3/4X22	6.10
01120513R570RY028	R570R LIG.TE M P/TUBO PEX 1X28	6.93

LIGADOR EM T NAO CROMADO R571R

01120514R571RY015	R571R LIG.TE F P/TUBO PEX 1/2X16	7.79
01120514R571RY016	R571R LIG.TE F P/TUBO PEX 1/2X18	8.35
01120514R571RY021	R571R LIG.TE F P/TUBO PEX 3/4X18	8.74
01120514R571RY023	R571R LIG.TE F P/TUBO PEX 3/4X22	8.74

LIGADORES P/TUBO FER**LIGADOR CURVO 3 PEÇAS N/ CROMADO R19**

01120604R19X003	R19 LIG.CURVO CROMADA M/F 1/2	3.39
01120604R19Y003	R19 LIG.CURVO M/F 1/2	3.32
01120604R19Y004	R19 LIG.CURVO M/F 3/4	5.41
01120604R19Y005	R19 LIG.CURVO M/F 1	8.03

LIGADOR DIREITO 3 PEÇAS MACHO/MACHO R20

01120605R20Y004	R20 LIG.P/FERRO DIREITO 3/4X3/4	4.59
-----------------	---------------------------------	------

LIGADOR DIREITO 3 PEÇAS NAO CROMADO R18

01120602R18X003	R18 LIG. CROMADA P/FERRO 1/2	2.75
01120602R18Y003	R18 LIG.P/FERRO N CR 1/2	2.59
01120602R18Y004	R18 LIG.P/FERRO N CR 3/4	4.21
01120602R18Y005	R18 LIG.P/FERRO N CR 1	6.17
01120602R18Y006	R18 LIG.P/FERRO N CR 11/4	9.58
01120602R18Y007	R18 LIG.P/FERRO N CR11/2	18.88
01120602R18Y008	R18 LIG.P/FERRO N CR 2	26.47

**LIGADORES P/TUBO PLA****LIGADOR FEMEA NAO CROMADO/PEXR186F**

01120403R186FY003	R186F LIG.F PEX 3/8X12X2	2.87
01120403R186FY033	R186F LIG.F PEX 1/2X12X2	2.68
01120403R186FY046	R186F LIG.F PEX 1/2X16X2.2	2.69
01120403R186FY048	R186F LIG.F PEX 1/2X16X2	2.87
01120403R186FY060	R186F LIG.F PEX 1/2X20X2.8	3.57
01120403R186FY062	R186F LIG.F PEX 1/2X20X2	2.83
01120403R186FY094	R186F LIG.F PEX 3/4X20X2.8	4.19
01120403R186FY096	R186F LIG.F PEX 3/4X20X2	4.19
01120403R186FY103	R186F LIG.F PEX 3/4X25X2.5	4.18
01120403R187FX048	R187F LIG.F PEX 1/2X16X2	2.87
01120403R187FX062	R187F LIG.F PEX 1/2X20X2	2.78
01120403R187FX082	R187F LIG.F PEX 3/4X16X2	4.20

LIGADOR MACHO NAO CROMADO/PEX R186M

01120402R186MY003	R186M LIG.M PEX 3/8X12X2	3.10
01120402R186MY013	R186M LIG.M PEX 3/8X16X2	3.14
01120402R186MY033	R186M LIG.M PEX 1/2X12X2	2.78
01120402R186MY046	R186M LIG.M PEX 1/2X16X2.2	2.74
01120402R186MY048	R186M LIG.M PEX 1/2X16X2	2.72
01120402R186MY060	R186M LIG.M PEX 1/2X20X2.8	3.74
01120402R186MY062	R186M LIG.M PEX 1/2X20X2	2.96
01120402R186MY080	R186M LIG.M PEX 3/4X16X2.2	3.81
01120402R186MY094	R186M LIG.M PEX 3/4X20X2.8	4.19
01120402R186MY102	R186M LIG.M PEX 3/4X25X3.5	5.92
01120402R186MY104	R186M LIG.M PEX 3/4X25X2.3	4.21
01120402R186MY154	R186M LIG.M PEX 11/4X40X3.7	23.06
01120402R186MY165	R186M LIG.M PEX 11/2X50X4.6	34.26

LIGADOR MACHO P/PEX R556

01120401R556Y048	R556 LIG.MPEX 1/2X16X2	2.01
01120401R556Y062	R556 LIG.M PEX 1/2X20X2	2.58
01120401R556Y080	R556 LIG.M PEX 3/4X16X2.2	3.72

LIGADOR MACHO PARA TUBO PEX R187M

01120404R187MX048	R187M LIG.M PEX 1/2X16X2	2.81
01120404R187MX062	R187M LIG.M PEX 1/2X20X2	3.05
01120404R187MX082	R187M LIG.M PEX 3/4X16X2	3.81
01120404R187MX096	R187M LIG.M PEX 3/4X20X2	3.26
01120404R187MX126	R187M LIG.M PEX 1X32X3	8.99

SIST.SANITARIO GIACO**CAIXA METALICA R513A**

01121705R513AY001	R513A CAIXA COLECT.METAL. (500X230X110)	75.95
-------------------	---	-------

CAIXA TERMINAL C/LIG.DUPLA R544

01121711R544Y002	R544 CAIXA TERMINAL DUPLA MONOT.1/2X16	15.48
------------------	--	-------

CAIXA TERMINAL P/EMB.R573R

+351 244 800 160
+351 244 802 323



geral@canalcentro.pt
info@canalcentro.pt



R. do Bailadouro s/nº,
2410-211 Pousos



01121707R573RY002	R573R CAIXA TERMINAL 1/2X16	3.45
CAIXA TERMINAL PLASTICA R573D		
01121709R573DY001	R573D CAIXA TERMINAL PLASTICA 1/2X12	2.88
01121709R573DY002	R573D CAIXA TERMINAL PLASTICA 1/2X16	4.05
01121709R573DY003	R573D CAIXA TERMINAL PLASTICA 1/2X18	4.05
PUNHO AUXILIAR P/MONTAGEM R577		
01121708R577Y001	R577 PUNHO MONTAGEM P/573R	2.67
SUPORTE METALICO FIXO R578A		
01121713R578AY001	R578A SUPORTE FIXO P/R573R	1.60
SUPORTE METALICO R588C		
01121706R588CY001	R588C SUPORTE P/COLECT.CAIXAS R513A	6.72
SUPORTE METALICO REGULAVEL R578C		
01121715R578CY001	R578C SUPORTE REGULAVEL P/R573D	7.45
SUPORTE METALICO REGULAVEL R578E		
01121716R596Y001	R596 SUPORTE COLEIRA P/CX TERM.R573D	2.50
SUPORTE ORIENTAVEL R578B		
01121714R578BY001	R578B SUPORTE ORIENTAVEL P/R573R	2.43
SISTEMA ACESS. LIG		
FERRAMENTAS DIVERSAS		
01122050RC211P002	RC211 MARCADOR DE TUBO 20-16-12-8	30.57
BUSSOLA DE REFORÇO P/LIGADORES		
01122015RC900Y016	RC900 REFORCO INTERIOR P/TUBO 16X1.5	0.28
01122015RC900Y017	RC900 REFORCO INTERIOR P/TUBO 16X2	0.20
01122015RC900Y018	RC900 REFORCO INT.P/TUBO 16X2.2	0.20
01122015RC900Y021	RC900 REFORCO INT.P/TUBO 20X2/1,9	0.19
JOELHO TERMINAL DE ENCASTRAR P TUBOS		
01122014RC573Y007	RC573 JOELHO TERMINAL ENC.RAP.1/2X16	5.27
LIGADOR CURVO P/TUBOS		
01122004RC122X004	RC122 LIGADOR ENC.RAP.CURVO 12	4.67
01122004RC122X007	RC122 LIGADOR ENC.RAP.CURVO 16X16	4.57
01122004RC150X007	RC150 TE LR 16X16S16	7.04
LIGADOR DIREITO E NIQUELADO P/TUBOS		
01122001RC102X007	RC102 LIG.ENC.RAP.UNIAO DIRT. 16	4.60
01122001RC102X010	RC102 LIG.ENC.RAP.UNIAO DIRT. 22	4.58
LIGADOR DIREITO ROSCA M P/TUBOS		
01122002RC107X046	RC107 LIG.ENC.RAP.DIRT.M. 3/4X22	5.18
LIGADOR EM T P/TUBOS		
01122008RC151P053	RC151P LIG.ENC.RAP.EM TE 20X2 1 SAIDA	12.07
01122008RC151P063	RC151P LIG.ENC.RAP.EM TE 20X2 2 SAIDA	14.66
TAMPAO P/ACESSORIOS RC102P		
01122016RC165P004	RC165P TAMPAO P/ACESSORIO RC102P	1.73
SUPORTES PARA COLECT		
SUPORTES METALICO R583		
01120906R583Y004	R583 SUPORTE P/COLECT. 3/4	2.69
01120906R583Y005	R583 SUPORTE P/COLECT. 1	2.69
SUPORTES METALICO R588		
01120901R588Y001	R588 SUPORTE MET.COLECTOR R551	5.44
SUPORTES METALICO R588D		
01120902R588DY001	R588D SUPORTE MET.P/COLECT.MODULAR 32	10.89
01120902R588SY001	R588S ABRACADEIRA P/SUPPORT.588L	1.89
SUPORTES METALICO R588L		
01120903R588LY001	R588L SUPORTE METAL.COL.R551/553	5.75
SUPORTES METALICOS R588H		
01120907R588HY001	R588H SUP.MET.ADAP A R557/R588L/R588F	8.18
TORNEIRAS DE ESFERA		



TORNEIRA DE DISTRIBUIÇÃO R620

01122418R620X003	R620 TORNEIRA DISTR.CR C/MANIP.1/2	7.43
01122418R620X004	R620 TORNEIRA DISTR.CR C/MANIP.3/4	10.93
01122418R620X014	R620 TORNEIRA DISTR.CR C/MANIP.3/4	10.93

TORNEIRA DE DISTRIBUIÇÃO R621

01122419R621X003	R621 TORNEIRA DISTR.C/MANIP.ALAVANC 1/2	7.43
01122419R621X014	R621 TORNEIRA DISTR.C/MANIP.ALAVANC 3/4	10.93

TORNEIRA DE ESFERA R601

01122401R601Y003	R601 TORNEIRA ESF.NCR C/MANIP.BB F/F 1/2	4.78
------------------	--	------

TORNEIRA DE ESFERA R603

01122403R603X103	R603 TORNEIRA ESF.CR C/MANIP.BB M/F 1/2	6.70
01122403R603X104	R603 TORNEIRA ESF.CR C/MANIP.BB M/F 3/4	10.26

TORNEIRA DE ESFERA R604

01122404R604Y104	R604 TORNEIRA ESF.F/M S/MANIPULO 3/4	10.10
------------------	--------------------------------------	-------

TORNEIRA DE ESFERA R608

01122405R608DY113	R608 TORNEIRA ESF.M C/MANIPULO 1/2	7.65
01122405R608Y013	R608 TORNEIRA ESF.M S/MANIPULO 1/2	5.73
01122405R608Y034	R608 TORNEIRA ESF.M S/MANIPULO 3/4	7.19

TORNEIRA DE ESFERA R609

01122411R609Y013	R609 TORNEIRA ESF.M/F C/RASGO 1/2	4.45
01122411R609Y014	R609 TORNEIRA ESF.M/F C/RASGO 3/4	6.80

TORNEIRA DE ESFERA R612

01122417R612Y003	R612 TORNEIRA ESF.M/M C/RASGO 1/2X16	4.02
------------------	--------------------------------------	------

**TUBOS PEX****TUBOS PEX "GIACOMINI" CLASSE 1**

0112010112	R996 TUBO PEX GIACOFLEX 12X2,0	0.65
0112010116	R996 TUBO PEX GIACOFLEX 16X2,0	0.89
011201011602	R996 TUBO PEX GIACOFLEX 16X2,2	1.03
0112010120	R996 TUBO PEX GIACOFLEX 20X2,0	1.31
011201012008	R996 TUBO PEX GIACOFLEX 20X2,8	2.04
0112010125	R996 TUBO PEX GIACOFLEX 25X2,3	2.26
0112010132	R976 TUBO PEX GIACOFLEX 32X2,9	3.69

TUBOS PEX "GIACOMINI" CLASSE 2

01120102016	R976 TUBO PEX GIACOFLEX 16X2	1.25
0112010201602	R976 TUBO PEX GIACOFLEX 16X2,2	1.49
01120102020	R976 TUBO PEX GIACOFLEX 20X2	1.42
0112010202008	R976 TUBO PEX GIACOFLEX 20X2,8	1.98
01120102025	R976 TUBO PEX GIACOFLEX 25X3,5	3.39
01120102032	R976 TUBO PEX GIACOFLEX 32X4,4	4.04
0112010216	R996 TUBO PEX GIACOFLEX 16X2,2	1.03
0112010220	R996 TUBO PEX GIACOFLEX 20X2,8	2.04
0112010225	R976 TUBO PEX GIACOFLEX 25X3,5	2.26
0112010232	R976 TUBO PEX GIACOFLEX 32X4,4	4.04

VALV. MONOTUBO/BITUB**ACESSORIOS P/VALVULA BITUBO E MONOTUBO**

01126105R483Y003	R483B ADAPTADOR C/JUNTA 3/4"X1/2"	2.55
------------------	-----------------------------------	------

VALVULAS MONO-BITUBOP/RADIAD.CHAPA AÇO

01126104R387X002	R387 VALVULA BIT.P/RAD.CHAPA 3/4X3/4	11.66
01126104R388X002	R388 VALVULA BIT.ESQ.3/4X3/4	10.37

VALVULAS ADUFAS**VALVULA ADUFA C/LIGAÇÃO FEMEA**

01122701R55Y003	R55 VALVULA ADUFA LATAO F.F.1/2	6.75
01122701R55Y004	R55 VALVULA ADUFA LATAO F.F.3/4	9.11
01122701R55Y005	R55 VALVULA ADUFA LATAO F.F.1	11.66
01122701R55Y006	R55 VALVULA ADUFA LATAO F.F.11/4	17.00
01122701R55Y007	R55 VALVULA ADUFA LATAO F.F.11/2	24.14
01122701R55Y010	R55 VALVULA ADUFA LATAO F.F.3	81.68



01122701R55Y012	R55 VALVULA ADUFA LATAO F.F.4	226.66
VALVULAS GIACOMINI		
LIGADOR P/LIGAÇÃO AO CONTADOR R37		
01122349R37Y003	R37 LIG.P/CONTADOR 1/2X3/4	2.24
01122349R37Y004	R37 LIG.P/CONTADOR 3/4X1	3.66
VALVULA ESFERA R914		
01122356R914LX025	R914L VALVULA DADO C/MANIPULO M/F 1	14.05
VALVULAS ANTI POLUIÇÃO BA GIACOMINI		
01122351Z375LY010	Z375L VALVULA ANTI POLUICAO BA 3" GIACOM	1029.7
01122351Z375LY012	Z375L VALVULA ANTI POLUICAO BA 4" GIACOM	1244.0
VALVULAS ESF.C/MANIP.BORB AMARELO R781		
01122331R781X004	R781 VALV.ESFERA LIG.M/F ESQUADRIA 3/4	12.57
01122331R781X005	R781 VALV.ESFERA LIG.M/F ESQUADRIA 1"	17.66
01122331R783X005	R783 VALV.ESFERA FE ESQUAD.BORB.1"	17.39
01122331R789X005	R789 VALV.ESF.FE/MA ESQ. BORB. 3/4"X3/4"	15.24
01122331R789X007	R789 VALV.ESF.FE/MA ESQ. BORB. 1"X1"	21.94
VALVULAS ESF.DE MANOBRA LENTA R289		
01122342R289X004	R289 VALV.ESF.ANTI-GOLPE ARIETE	18.87
VALVULAS ESF.P/BOMBA R252		
01122340R252Y001	R252 VALV.ESFERA P/BOMBA 11/2X1	8.35
01122340R252Y002	R252 VALV.ESFERA P/BOMBA 2X11/4	13.04
01122340R252Y003	R252 VALV.ESFERA P/BOMBA 11/2X22	8.40
01122340R252Y004	R252 VALV.ESFERA P/BOMBA 11/2X28	8.54
VALVULAS ESF.P/CONTADORES R251P		
01122344R251PY005	R251P VALV.ESFERA C/PORCA SELAR 3/4X1	9.81
01122344R251PY006	R251P VALV.ESFERA C/PORCA SELAR 1X1	13.96
VALVULAS ESF.P/CONTADORES R254P		
01122346R254PY003	R254P VALV.ESF.M/F N/CR 1/2X3/4	8.03
01122346R254PY004	R254P VALV. C/P.LOUCA 3/4MX3/4F	8.84
VALVULAS ESFERA CR C/MANIPULO R250D		
01122301R250X003	R250D VALVULAS ESFERA C/MANIP.1/2	5.92
01122301R250X004	R250D VALVULAS ESFERA C/MANIP.3/4	8.21
01122301R250X005	R250D VALVULAS ESFERA C/MANIP.1	11.61
01122301R250X006	R250D VALVULAS ESFERA C/MANIP.11/4	17.15
01122301R250X007	R250D VALVULAS ESFERA C/MANIP.11/2	24.58
01122301R250X008	R250D VALVULAS ESFERA C/MANIP.2	37.36
01122301R250X009	R250D VALVULAS ESFERA C/MANIP.21/2	102.77
VALVULAS ESFERA R859		
01122355R859X325	R859 VALV.ESFERA MANIP.BORB. 3/4 FX3/4 M	12.07
01122355R859X327	R859 VALV.ESFERA MANIP.BORB. 1 FX1 M	16.63
VALVULAS R250W		
01122302R250WX028	R250W VALVULAS ESFERA C/MANIP.VERDE 2	41.87
VALVULAS R251D		
01122304R251SX003	R251S VALV.ESF.MANIP.BORB.1/2 FF C/DESC.	10.40
01122304R251X002	R251D VALV.ESFERA MANIP.BORBOLETA 3/8 FF	5.20
01122304R251X003	R251D VALV.ESFERA MANIP.BORBOLETA 1/2 FF	5.98
01122304R251X004	R251D VALV.ESFERA MANIP.BORBOLETA 3/4 FF	8.27
01122304R251X005	R251D VALV.ESFERA MANIP.BORBOLETA 1 FF	11.74
VALVULAS R253D		
01122309R253X002	R253D VALV.ESF.M C/MANIP.BORBOL.3/8	5.75
01122309R253X003	R253D VALV.ESF.M C/MANIP.BORBOL.1/2	6.52
01122309R253X004	R253D VALV.ESF.M C/MANIP.BORBOL.3/4	9.12
01122309R253X005	R253D VALV.ESF.M C/MANIP.BORBOL.1	12.82
01122309R253X006	R253D VALV.ESF.M C/MANIP.BORBOL.11/4	21.57
VALVULAS R253DL		
01122311R253LX003	R253DL VALVULA MANIP.ALAVANCA M/M 1/2	6.52
01122311R253LX005	R253DL VALVULA MANIP.ALAVANCA M/M 1	12.82



VALVULAS R254D

01122313R254X003	R254D VAL.ESF. MANIP. BORB. M/F 1/2"	6.34
01122313R254X004	R254D VAL.ESF. MANIP. BORB. M/F 3/4"	8.87
01122313R254X005	R254D VAL.ESF. MANIP. BORB. M/F 1"	12.46

VALVULAS R254DL

01122315R254LX003	R254DL VAL. ESF. MANIP. ALAV. M/F 1/2"	6.34
01122315R254LX004	R254DL VAL. ESF. MANIP. ALAV. M/F 3/4"	8.87
01122315R254LX005	R254DL VAL. ESF. MANIP. ALAV. M/F 1"	12.46

VALVULAS R259D

01122306R259X003	R259D VALV.ESF.M/F 1/2X1/2 MANIP.BOR.	8.04
01122306R259X005	R259D VALV.ESF.M/F 3/4X3/4 MANIP.BOR.	11.21
01122306R259X006	R259D VALV.ESF.M/F 3/4X1 MANIP.BORB.	12.61
01122306R259X007	R259D VALV. ESF.M/F 1X1 MANIP.BOR.	15.98
01122306R259X008	R259D VALV. ESF.M/F 1X11/4 MANIP.BORB	18.24
01122306R259X009	R259D VALV.ESF.M/F 11/4X11/4 MANIP B.	23.07

VALVULAS R259DS

01122307R259SX005	R259DS VALVULA C/DESC.3/4X3/4	17.13
01122307R259SX007	R259DS VALVULA C/DESC.1X1	23.38

VALVULAS R910

01122317R910X023	R910 VALVULA DADO C/MANIPULO 1/2	5.41
01122317R910X024	R910 VALVULA DADO C/MANIPULO 3/4	8.56
01122317R910X025	R910 VALVULA DADO C/MANIPULO 1	12.48
01122317R910X026	R910 VALVULA DADO C/MANIPULO 11/4	18.16
01122317R910X027	R910 VALVULA DADO C/MANIPULO 11/2	28.43
01122317R910X028	R910 VALVULA DADO C/MANIPULO 2	42.96
01122317R910X029	R910 VALVULA DADO C/MANIPULO 21/2	104.17

VALVULAS R910G

01122318R910X003	R910G VALVULA DADO C/MAN. AM 1/2	5.41
01122318R950X001	R950 VALVULA DADO FE 1/4"	4.67
01122318R950X002	R950 VALVULA DADO FE 3/8"	5.78
01122318R950X004	R950 VALVULA DADO FE 3/4"	9.34
01122318R950X005	R950 VALV.ULA DADO FE 1"	14.12

VALVULAS R950

01122321R919X005	R919 VALVULA ESF.DADO 3/4X3/4 GIACOM.	12.82
------------------	---------------------------------------	-------

TUBOS / ACESSORIOS PP-R COPRAX**CASQUILHOS COPRAX****CASQUILHOS C/UNIAO FEMEO COPRAX K15**

01100505020020	K15 CASQ.C/UNIAO F.COPRAX 20X1/2 F	9.22
01100505020025	K15 CASQ.C/UNIAO F.COPRAX 20X3/4 F	9.24
01100505025025	K15 CASQ.C/UNIAO F.COPRAX 25X3/4 F	9.21
01100505025032	K15 CASQ.C/UNIAO F.COPRAX 25X1 F	9.78
01100505032040	K15 CASQ.C/UNIAO F.COPRAX 32X11/4 F	16.90
01100505040050	K15 CASQ.C/UNIAO F.COPRAX 40X11/2 F	24.50
01100505050063	K15 CASQ.C/UNIAO F.COPRAX 50X2 F	39.81
01100505063075	K15 CASQ.C/UNIAO F.COPRAX 63X21/2 F	58.25

CASQUILHOS ROSCA FEMEA COPRAX K13

01100502020020	K13 CASQUILHO ROSC.F.COPRAX 20X1/2 F	4.32
01100502020025	K13 CASQUILHO ROSC.F.COPRAX 20X3/4 F	4.79
01100502025020	K13 CASQUILHO ROSC.F.COPRAX 25X1/2 F	4.29
01100502025025	K13 CASQUILHO ROSC.F.COPRAX 25X3/4 F	4.79
01100502025032	K13 CASQUILHO ROSC.F.COPRAX 25X1 F	8.54
01100502032020	K13 CASQUILHO ROSC.F.COPRAX 32X1/2 F	7.02
01100502032025	K13 CASQUILHO ROSC.F.COPRAX 32X3/4 F	7.67
01100502032032	K13 CASQUILHO ROSC.F.COPRAX 32X1 F	9.94
01100502040040	K13 CASQUILHO ROSC.F.COPRAX 40X11/4 F	15.90
01100502050050	K13 CASQUILHO ROSC.F.COPRAX 50X11/2 F	20.27
01100502063063	K13 CASQUILHO ROSC.F.COPRAX 63X2 F	30.35



01100502075075	K13 CASQUILHO ROSC.F.COPRAX 75X21/2 F	43.68
01100502090090	K13 CASQUILHO ROSC.F.COPRAX 90X3 F	99.00
01100502110090	K13 CASQUILHO ROSC.F.COPRAX 110X3 F	130.00
01100502110110	K13 CASQUILHO ROSC.F.COPRAX 110X4 F	156.00
01100502125110	K13 CASQUILHO ROSC.F.COPRAX 125X5 F	258.00

CASQUILHOS ROSCA MACHO COPRAX K11

01100501020020	K11 CASQUILHO ROSC.M.COPRAX 20X1/2 M	4.63
01100501020025	K11 CASQUILHO ROSC.M.COPRAX 20X3/4 M	5.24
01100501025020	K11 CASQUILHO ROSC.M.COPRAX 25X1/2 M	4.69
01100501025025	K11 CASQUILHO ROSC.M.COPRAX 25X3/4 M	5.24
01100501025032	K11 CASQUILHO ROSC.M.COPRAX 25X1 M	8.80
01100501032020	K11 CASQUILHO ROSC.M.COPRAX 32X1/2 M	9.27
01100501032025	K11 CASQUILHO ROSC.M.COPRAX 32X3/4 M	9.27
01100501032032	K11 CASQUILHO ROSC.M.COPRAX 32X1 M	10.99
01100501040040	K11 CASQUILHO ROSC.M.COPRAX 40X11/4 M	19.85
01100501050050	K11 CASQUILHO ROSC.M.COPRAX 50X11/2 M	23.15
01100501063063	K11 CASQUILHO ROSC.M.COPRAX 63X2 M	33.50
01100501075075	K11 CASQUILHO ROSC.M.COPRAX 75X21/2 M	50.72
01100501090090	K11 CASQUILHO ROSC.M.COPRAX 90X3 M	141.00
01100501110090	K11 CASQUILHO ROSC.M.COPRAX 110X3 M	168.00
01100501110110	K11 CASQUILHO ROSC.M.COPRAX 110X4 M	175.00
01100501125110	K11 CASQUILHO ROSC.M.COPRAX 125X5 M	325.00

CASQUILHOS ROSCA MACHO COPRAX K12

01100504020020	K12 CASQUILHO ROSC.M.COPRAX 20X1/2 M	4.63
01100504020025	K12 CASQUILHO ROSC.M.COPRAX 20X3/4 M	5.48
01100504025020	K12 CASQUILHO ROSC.M.COPRAX 25X1/2 M	4.94
01100504025025	K12 CASQUILHO ROSC.M.COPRAX 25X3/4 M	5.48
01100504025032	K12 CASQUILHO ROSC.M.COPRAX 25X1 M	8.80
01100504032025	K12 CASQUILHO ROSC.M.COPRAX 32X3/4 M	9.26
01100504032032	K12 CASQUILHO ROSC.M.COPRAX 32X1 M	10.99
01100504040040	K12 CASQUILHO ROSC.M.COPRAX 40X11/4 M	19.85
01100504050050	K12 CASQUILHO ROSC.M.COPRAX 50X11/2 M	23.15
01100504063063	K12 CASQUILHO ROSC.M.COPRAX 63X2 M	33.50
01100504075075	K12 CASQUILHO ROSC.M.COPRAX 75X21/2 M	50.72

CASQUILHOS ROSCADO FEMEA COPRAX K14

01100503020020	K14 CASQUILHO ROSC.M/F.COPRAX 20X1/2 F	4.32
01100503020025	K14 CASQUILHO ROSC.M/F.COPRAX 20X3/4 F	5.22
01100503025020	K14 CASQUILHO ROSC.M/F.COPRAX 25X1/2 F	4.63
01100503025025	K14 CASQUILHO ROSC.M/F.COPRAX 25X3/4 F	5.22
01100503032032	K14 CASQUILHO ROSC.M/F.COPRAX 32X1 F	9.94
01100503040040	K14 CASQUILHO ROSC.M/F.COPRAX 40X11/4 F	15.49
01100503050050	K14 CASQUILHO ROSC.M/F.COPRAX 50X11/2 F	20.27
01100503063063	K14 CASQUILHO ROSC.M/F.COPRAX 63X2 F	30.35
01100503075075	K14 CASQUILHO ROSC.M/F.COPRAX 75X21/2 F	43.68

KITS PARA K13 / K23

01100506020025	KIT 1/2X3/4 (PARA K13 / K23)	4.92
01100506025032	KIT 3/4X1 (PARA K13 / K23)	4.99
01100506032040	KIT 1X1/4 (PARA K13 / K23)	6.96
01100506040050	KIT 11/4X11/2 (PARA K13 / K23)	7.65
01100506050063	KIT 11/2X2 (PARA K13 / K23)	19.28
01100506063075	KIT 2X21/2 (PARA K13 / K23)	27.90

CASQUILHOS PP-R COPR**CASQUILHOS FEMEOS PP-R COPRAX PLUS CP13**

01102602032025	CP13 CASQUILHO FEMEA COPRAX PLUS 32X3/4	8.21
01102602032032	CP13 CASQUILHO FEMEA COPRAX PLUS 32X1	10.64
01102602075075	CP13 CASQUILHO FEMEA COPRAX PLUS 75X21/2	46.74
01102602110110	CP13 CASQUILHO FEMEA COPRAX PLUS 110X4	166.92

CASQUILHOS MACHOS PP-R COPRAX PLUS CP11

01102601025020	CP11 CASQUILHO MACHO COPRAX PLUS 25X1/2	5.02
01102601025025	CP11 CASQUILHO MACHO COPRAX PLUS 25X3/4	5.61
01102601032025	CP11 CASQUILHO MACHO COPRAX PLUS 32X3/4	9.92
01102601032032	CP11 CASQUILHO MACHO COPRAX PLUS 32X1	11.76
01102601040040	CP11 CASQUILHO MACHO COPRAX PLUS 40X11/4	21.24
01102601050050	CP11 CASQUILHO MACHO COPRAX PLUS 50X11/2	24.77
01102601063063	CP11 CASQUILHO MACHO COPRAX PLUS 63X2	35.85
01102601090090	CP11 CASQUILHO MACHO COPRAX PLUS 90X3	150.87
01102601110110	CP11 CASQUILHO MACHO COPRAX PLUS 110X4	187.25

**CURVAS COPRAX****CURVAS RAI0 LONGO COPRAX K28**

01100601020	K28 CURVA RAI0 LONGO COPRAX 20X20	1.68
-------------	-----------------------------------	------

FLANGES PP-R COPRAX**ANILHAS E CHAPAS PP-R COPRAX PLUS**

0110270401	ANILHA ZINC.RECARTILHADA M16	0.30
------------	------------------------------	------

CP18 COLARINHOS PP-R COPRAX PLUS

01102700090	CP18 COLARINHO COPRAX PLUS 90	11.13
-------------	-------------------------------	-------

FLANGES PP-R COPRAX PLUS

01102701090	CP18 FLANGE COPRAX PLUS 90	37.00
01102701110	CP18 FLANGE COPRAX PLUS 110	SobConsulta
01102701110A	CP18 ACESSORIO P/FLANGE COPRAX PLUS 110	SobConsulta

PARAFUSO SEX.ZINC M16X100

01102703016100	PARAFUSO SEX.ZINC.M16X100	3.96
----------------	---------------------------	------

JOELHOS COPRAX**JOELHOS 45. M/F COPRAX K71**

01100311020	K71 JOELHO M/F A 45 DIAM.20	0.96
-------------	-----------------------------	------

JOELHOS 90. REBAIXADO K86

0110031001	K86 JOELHO 90 REBAIX.20X1/2	4.59
------------	-----------------------------	------

JOELHOS 90. ROSC.C/UNIAO COPRAX K25

0110030701	K25 JOELHO 90 C/UNIAO COPRAX 20X3/4F	8.85
0110030702	K25 JOELHO 90 C/UNIAO COPRAX 25X1F	10.64
0110030703	K25 JOELHO 90 C/UNIAO COPRAX 32X11/4F	16.69

JOELHOS 90. ROSC.FEM.C/PATER COPRAX K83

01100308020	K83 JOELHO 90 ROSC.F.C/PATER 20X1/2	4.69
-------------	-------------------------------------	------

JOELHOS 90. ROSC.FEM.C/PATER COPRAX K85

01100309020	K85 JOELHO 90 R.F.C/PAT.20X1/2 (2J.+SUP)	16.07
-------------	--	-------

JOELHOS A 45. COPRAX K70

01100303020	K70 JOELHO A 45 COPRAX 20	0.69
01100303025	K70 JOELHO A 45 COPRAX 25	1.14
01100303032	K70 JOELHO A 45 COPRAX 32	1.61
01100303040	K70 JOELHO A 45 COPRAX 40	2.97
01100303050	K70 JOELHO A 45 COPRAX 50	6.02
01100303063	K70 JOELHO A 45 COPRAX 63	7.05
01100303075	K70 JOELHO A 45 COPRAX 75	9.78
01100303090	K70 JOELHO A 45 COPRAX 90	17.59
01100303110	K70 JOELHO A 45 COPRAX 110	31.25
01100303125	K70 JOELHO A 45 COPRAX 125	46.30

JOELHOS A 90. COPRAX K20

01100301020	K20 JOELHO A 90 COPRAX 20	0.64
01100301025	K20 JOELHO A 90 COPRAX 25	0.79
01100301032	K20 JOELHO A 90 COPRAX 32	1.26
01100301040	K20 JOELHO A 90 COPRAX 40	2.61
01100301050	K20 JOELHO A 90 COPRAX 50	4.63
01100301063	K20 JOELHO A 90 COPRAX 63	6.16
01100301075	K20 JOELHO A 90 COPRAX 75	9.62
01100301090	K20 JOELHO A 90 COPRAX 90	17.60
01100301110	K20 JOELHO A 90 COPRAX 110	31.80



01100301125	K20 JOELHO A 90 COPRAX 125	49.53
JOELHOS A 90. P/ACESSORIOS COPRAX K26		
01100302020	K26 JOELHO A 90 P/ACES.COPRAX 20	0.67
01100302025	K26 JOELHO A 90 P/ACES.COPRAX 25	0.99
JOELHOS A 90. ROSC.F.P/ACCESS0.COPRAX K24		
0110030601	K24 JOELHO 90 ROSC.F.P/ACES. 20X1/2F	4.31
JOELHOS A 90. ROSCA FEMEA COPRAX K23		
01100305016020	K23 JOELHO 90 ROSC.F.COPRAX 16X1/2F	4.13
01100305020020	K23 JOELHO 90 ROSC.F.COPRAX 20X1/2F	3.93
01100305025020	K23 JOELHO 90 ROSC.F.COPRAX 25X1/2F	4.92
01100305025025	K23 JOELHO 90 ROSC.F.COPRAX 25X3/4F	5.65
01100305032025	K23 JOELHO 90 ROSC.F.COPRAX 32X3/4F	9.40
01100305032032	K23 JOELHO 90 ROSC.F.COPRAX 32X1F	9.73
JOELHOS A 90. ROSCA MACHO COPRAX K21		
01100304020020	K21 JOELHO 90 ROSC.M.COPRAX 20X1/2M	5.05
01100304025025	K21 JOELHO 90 ROSC.M.COPRAX 25X3/4M	6.02
01100304032032	K21 JOELHO 90 ROSC.M.COPRAX 32X1M	11.58
JOELHOS PP-R COPRAX		
JOELHOS FEMEOS PP-R 90° COPRAX PLUS CP23		
01102204020020	CP23 JOELHO FEM.PP-R COPRAX PLUS 20X1/2	4.21
01102204025020	CP23 JOELHO FEM.PP-R COPRAX PLUS 25X1/2	5.26
01102204025025	CP23 JOELHO FEM.PP-R COPRAX PLUS 25X3/4	6.05
01102204032032	CP23 JOELHO FEM.PP-R COPRAX PLUS 32X1	10.41
JOELHOS PP-R 45° COPRAX PLUS CP70		
01102202025	CP70 JOELHO A 45.COPRAX PLUS 25	1.22
01102202032	CP70 JOELHO A 45.COPRAX PLUS 32	1.67
01102202040	CP70 JOELHO A 45.COPRAX PLUS 40	3.18
01102202050	CP70 JOELHO A 45.COPRAX PLUS 50	6.44
01102202063	CP70 JOELHO A 45.COPRAX PLUS 63	7.54
01102202075	CP70 JOELHO A 45.COPRAX PLUS 75	10.46
01102202110	CP70 JOELHO A 45.COPRAX PLUS 110	33.44
JOELHOS PP-R 90° COPRAX PLUS CP20		
01102201020	CP20 JOELHO A 90.COPRAX PLUS 20	0.68
01102201025	CP20 JOELHO A 90.COPRAX PLUS 25	0.85
01102201032	CP20 JOELHO A 90.COPRAX PLUS 32	1.35
01102201040	CP20 JOELHO A 90.COPRAX PLUS 40	2.79
01102201050	CP20 JOELHO A 90.COPRAX PLUS 50	4.95
01102201063	CP20 JOELHO A 90.COPRAX PLUS 63	6.59
01102201075	CP20 JOELHO A 90.COPRAX PLUS 75	10.29
01102201090	CP20 JOELHO A 90.COPRAX PLUS 90	18.83
01102201110	CP20 JOELHO A 90.COPRAX PLUS 110	34.03
JUNCOES COPRAX		
JUNCOES EM METAL NIQUELADA COPRAX K96		
01100902020	K96 JUNCAO METAL NIQU.COPR.1/2X1/2	9.95
01100902025	K96 JUNCAO METAL NIQU.COPR.3/4X3/4	9.90
01100902032	K96 JUNCAO METAL NIQU.COPR.1X1	11.89
JUNCOES SOLDAR/ROSCAR COPRAX K91		
01100901025025	K91 JUNCAO SOLD./ROSC.COPR.R25XM3/4	12.16
01100901032032	K91 JUNCAO SOLD./ROSC.COPR.R32XM1	14.45
01100901040040	K91 JUNCAO SOLD./ROSC.COPR.R40XM11/4	21.22
01100901050050	K91 JUNCAO SOLD./ROSC.COPR.R50XM11/2	27.00
01100901063063	K91 JUNCAO SOLD./ROSC.COPR.R63XM2	42.99
JUNCOES SOLDAR / SOLDAR		
01100903020	K92 JUNCAO SOLDAR/SOLDAR COPRAX 20	8.26
01100903025	K92 JUNCAO SOLDAR/SOLDAR COPRAX 25	8.39
01100903032	K92 JUNCAO SOLDAR/SOLDAR COPRAX 32	10.26
01100903040	K92 JUNCAO SOLDAR/SOLDAR COPRAX 40	13.75



01100903050	K92 JUNCAO SOLDAR/SOLDAR COPRAX 50	18.35
MAQ.& FERRAM.COPRAX		
BROCAS CRANEADAS COPRAX		
01101209040	BROCA CRANEANA 40 COPRAX	82.22
BROCAS P/DERIVAÇÃO		
0110120501	BROCA DERIVAÇÃO P/ K47 D.20	59.00
0110120502	BROCA DERIVAÇÃO P/ K47 D.25	63.00
0110120503	BROCA DERIVAÇÃO P/ K47 D.32	82.00
0110120504	BROCA DERIVAÇÃO P/ K47 D.40	138.00
BROCAS P/DERIVAÇÃO FERRO		
01101208032	BROCA DERIVAÇÃO P/ K47 D.32	82.00
MATRIZES P/ACESSORIOS K47 COPRAX		
01101204020050	MATRIZ P/ACESSORIO K47 R20XT50	85.00
01101204020063	MATRIZ P/ACESSORIO K47 R20XT63	125.00
01101204020075	MATRIZ P/ACESSORIO K47 R20XT75	165.00
01101204020090	MATRIZ P/ACESSORIO K47 R20XT90	215.00
01101204025050	MATRIZ P/ACESSORIO K47 R25XT50	85.00
01101204025063	MATRIZ P/ACESSORIO K47 R25XT63	125.00
01101204025075	MATRIZ P/ACESSORIO K47 R25XT75	165.00
01101204025090	MATRIZ P/ACESSORIO K47 R25XT90	215.00
01101204032063	MATRIZ P/ACESSORIO K47 R32XT63	125.00
01101204032075	MATRIZ P/ACESSORIO K47 R32XT75	165.00
01101204032090	MATRIZ P/ACESSORIO K47 R32XT90	219.80
01101204032110	MATRIZ P/ACESSORIO K47 R32XT110	286.00
01101204040090	MATRIZ P/ACESSORIO K47 R40XT90	215.00
01101204040110	MATRIZ P/ACESSORIO K47 R40XT110	286.00
0110120407	MATRIZ TAPA FUROS COPRAX 7	67.50
0110120407090	MATRIZ TAPA FUROS COPRAX 7 (90.)	67.50
0110120411	MATRIZ TAPA FUROS COPRAX 11	67.50
0110120411090	MATRIZ TAPA FUROS COPRAX 11 (90.)	67.50
NIVEIS		
0110120301	NIVEL ALINHAM.C/TACOS COPRAX K99	29.99
0110120302	TACO P/NIVEL COPRAX K99	6.90
0110120303	TACO P/MATRIZ TAPA FURO	SobConsulta
POLIFUSORAS P/COPRAX		
01101202016	MATRIZ 16 - 3/8	SobConsulta
01101202020	MATRIZ 20 - 1/2	39.45
01101202025	MATRIZ 25 - 3/4	47.50
01101202032	MATRIZ 32 - 1	51.25
01101202040	MATRIZ 40 - 11/4	60.60
01101202050	MATRIZ 50 - 11/2	69.00
01101202063	MATRIZ 63 - 2	89.00
01101202075	MATRIZ 75 - 21/2	134.18
01101202090	MATRIZ 90 - 3	147.99
01101202110	MATRIZ 110 - 4	164.00
01101202125	MATRIZ 125 TIPO A	186.18
011012020125	POLIFUSORA BANCADA 125 COPRAX / OMISA	5850.0
01101202P001	POLIFUSORA COMPL.1 POSICAO	252.53
01101202P003	POLIFUSORA COMPL.3 POSICOES	298.00
01101202P090	POLIFUSORA BANC.PRISMA 90 COPRAX	3826.9
01101202P125	POLIFUSORA BANC.PRISMA 125 COPRAX	8751.9
01101202PN001	POLIFUSORA NOVA 1 POSICOES 125	315.00
01101202PN003	POLIFUSORA NOVA 3 POSICOES TIPO 1045	298.00
01101202R001	RASPADOR MANUAL COPRAX	14.91
01101202S001	SOLDADOR ELECTRICA COPRAX	2199.5
PUNHO P/CALIBRADOR COPRAX ALUMINIUM		
01101206050	JUNTA PLANA P/FLANGE 50	11.56
01101206050P	PECA METALICA P/FLANGE D.50	13.37



+351 244 800 160
+351 244 802 323



geral@canalcentro.pt
info@canalcentro.pt



R. do Bailadouro s/nº,
2410-211 Pousos



01101206075	JUNTA PLANA P/FLANGE 75	13.30
01101206075P	PECA METALICA P/FLANGE D.75	20.50
01101206090	JUNTA PLANA P/FLANGE 90	14.00
01101206090P	PECA METALICA P/FLANGE D.90	29.00
01101206110	JUNTA PLANA P/FLANGE 110	16.30
01101206110P	PECA METALICA P/FLANGE D.110	27.00
01101206125	JUNTA PLANA P/FLANGE 125	18.90

TESOURAS COPRAX

0110120102	TESOURA P/TUBO COPRAX REFORCADA 20-40	39.00
0110120103	TESOURA P/TUBO COPRAX 20-63	125.00

UTENSILIO P/CALIBRADOR COPRAX ALUMINIUM

011012072025	UTENSILIO CALIB.P/COPRAX+ALUM.20/25	99.05
011012073240	UTENSILIO CALIB.P/COPRAX+ALUM.32/40	148.64
011012075063	UTENSILIO CALIB.P/COPRAX+ALUM.50/63	184.56

**REDUCOES COPRAX****REDUCOES ACESS.P/TUBO COPRAX K41**

01100702001	K41 RED.COPRAX R25XT20	0.72
01100702002	K41 RED.COPRAX R32XT20	0.89
01100702003	K41 RED.COPRAX R32XT25	0.89
01100702004	K41 RED.COPRAX R90XT63	11.85
01100702005	K41 RED.COPRAX R90XT75	12.90
01100702006	K41 RED.COPRAX 110X90	19.80
01100702007	K41 RED.COPRAX 110X75	18.00
01100702008	K41 RED.COPRAX 110X63	18.00

REDUCOES COPRAX K40

01100701025020	K40 RED.COPRAX 25X20	0.52
01100701032020	K40 RED.COPRAX 32X20	0.83
01100701032025	K40 RED.COPRAX 32X25	0.83
01100701040020	K40 RED.COPRAX 40X20	1.77
01100701040025	K40 RED.COPRAX 40X25	1.77
01100701040032	K40 RED.COPRAX 40X32	1.77
01100701050020	K40 RED.COPRAX 50X20	3.04
01100701050025	K40 RED.COPRAX 50X25	3.04
01100701050032	K40 RED.COPRAX 50X32	3.04
01100701050040	K40 RED.COPRAX 50X40	3.04
01100701063025	K40 RED.COPRAX 63X25	5.24
01100701063032	K40 RED.COPRAX 63X32	5.24
01100701063040	K40 RED.COPRAX 63X40	5.24
01100701063050	K40 RED.COPRAX 63X50	5.24
01100701075032	K40 RED.COPRAX 75X32	6.51
01100701075040	K40 RED.COPRAX 75X40	6.51
01100701075050	K40 RED.COPRAX 75X50	6.51
01100701075063	K40 RED.COPRAX 75X63	6.51

REDUÇÕES ACESS/ACESS COPRAX K42

01100703125110	K42 REDUÇÃO ACESS./ACESS.125/110	54.50
----------------	----------------------------------	-------

REDUCOES F/F PP-R CO**REDUÇÕES F/F PP-R COPRAX PLUS CP40**

01102501025020	CP40 REDUÇÃO F/F COPRAX PLUS 25X20	0.56
01102501032020	CP40 REDUÇÃO F/F COPRAX PLUS 32X20	0.89
01102501032025	CP40 REDUÇÃO F/F COPRAX PLUS 32X25	0.89
01102501040020	CP40 REDUÇÃO F/F COPRAX PLUS 40X20	1.89
01102501040025	CP40 REDUÇÃO F/F COPRAX PLUS 40X25	1.89
01102501040032	CP40 REDUÇÃO F/F COPRAX PLUS 40X32	1.89
01102501050025	CP40 REDUÇÃO F/F COPRAX PLUS 50X25	3.25
01102501050040	CP40 REDUÇÃO F/F COPRAX PLUS 50X40	3.25
01102501063032	CP40 REDUÇÃO F/F COPRAX PLUS 63X32	5.61
01102501063050	CP40 REDUÇÃO F/F COPRAX PLUS 63X50	5.61
01102501075032	CP40 REDUÇÃO F/F COPRAX PLUS 75X32	6.97



REDUÇÕES M/F PP-R COPRAX PLUS CP41

01102502110063	CP41 REDUCAO M/F COPRAX PLUS R.110XT63	19.26
01102502110075	CP41 REDUCAO M/F COPRAX PLUS R.110XT75	19.26

TACOS COPRAX**TACOS C/PUNHO COPRAX K97**

01101001020	K99 TACO C/PUNHO COPRAX 20	1.23
01101001025	K99 TACO C/PUNHO COPRAX 25	1.23

TAMPOES COPRAX**TAMPOES COPRAX K60**

01100801020	K60 TAMPAO COPRAX 20	0.54
01100801025	K60 TAMPAO COPRAX 25	0.65
01100801032	K60 TAMPAO COPRAX 32	0.92
01100801040	K60 TAMPAO COPRAX 40	2.20
01100801050	K60 TAMPAO COPRAX 50	3.83
01100801063	K60 TAMPAO COPRAX 63	5.10
01100801075	K60 TAMPAO COPRAX 75	6.10
01100801090	K60 TAMPAO COPRAX 90	12.05
01100801110	K60 TAMPAO COPRAX 110	18.26
01100801125	K60 TAMPAO COPRAX 125	24.65

**TAMPOES PP-R COPRAX****TAMPOES PP-R COPRAX PLUS CP60**

01102301110	CP60 TAMPAO COPRAX PLUS 110	19.54
01102301200	CP60 TAMPAO COPRAX PLUS 200	136.96

TES COPRAX**TES C/ROSC.FEMEA COPRAX K33**

01100404016020016	K33 TE C/ROSC.F.COPRAX 16X1/2 FX16	5.27
01100404020020020	K33 TE C/ROSC.F.COPRAX 20X1/2 FX20	5.27
01100404025020025	K33 TE C/ROSC.F.COPRAX 25X1/2 FX25	6.01
01100404025025025	K33 TE C/ROSC.F.COPRAX 25X3/4 FX25	6.33
01100404032025032	K33 TE C/ROSC.F.COPRAX 32X3/4 FX32	7.61
01100404032032032	K33 TE C/ROSC.F.COPRAX 32X1 FX32	11.58

TES C/ROSC.MACHO COPRAX K31

01100403020	K31 TE C/ROSC.M.COPRAX 20X1/2 MX20	6.25
01100403025	K31 TE C/ROSC.M.COPRAX 25X3/4 MX25	7.02
01100403032	K31 TE C/ROSC.M.COPRAX 32X1 MX32	13.44

TES COPRAX K30

01100401020	K30 TE COPRAX 20	0.67
01100401025	K30 TE COPRAX 25	0.86
01100401032	K30 TE COPRAX 32	1.45
01100401040	K30 TE COPRAX 40	3.19
01100401050	K30 TE COPRAX 50	5.07
01100401063	K30 TE COPRAX 63	7.62
01100401075	K30 TE COPRAX 75	10.80
01100401090	K30 TE COPRAX 90	19.94
01100401110	K30 TE COPRAX 110	38.75
01100401125	K30 TE COPRAX 125	64.80

TES REDUZIDO AO EXTREMO COPRAX K36

01100405025020020	K36 TE RED.AO EXT.COPRAX 25X20X20	1.14
01100405025025020	K36 TE RED.AO EXT.COPRAX 25X25X20	1.14

TES REDUZIDOS COPRAX K35

01100402025020025	K35 TE RED.COPRAX 25X20X25	1.04
01100402032020032	K35 TE RED.COPRAX 32X20X32	1.79
01100402032025032	K35 TE RED.COPRAX 32X25X32	1.79
01100402040020040	K35 TE RED.COPRAX 40X20X40	3.33
01100402040025040	K35 TE RED.COPRAX 40X25X40	3.33
01100402040032040	K35 TE RED.COPRAX 40X32X40	3.33
01100402050020050	K35 TE RED.COPRAX 50X20X50	5.68
01100402050025050	K35 TE RED.COPRAX 50X25X50	5.68



01100402050032050	K35 TE RED.COPRAX 50X32X50	5.68
01100402050040050	K35 TE RED.COPRAX 50X40X50	5.68
01100402063025063	K35 TE RED.COPRAX 63X25X63	7.81
01100402063032063	K35 TE RED.COPRAX 63X32X63	7.81
01100402063040063	K35 TE RED.COPRAX 63X40X63	7.81
01100402063050063	K35 TE RED.COPRAX 63X50X63	7.81
01100402075032075	K35 TE RED.COPRAX 75X32X75	13.70
01100402075040075	K35 TE RED.COPRAX 75X40X75	13.70
01100402075050075	K35 TE RED.COPRAX 75X50X75	13.70
01100402075063075	K35 TE RED.COPRAX 75X63X75	13.70
01100402090063090	K35 TE RED.COPRAX 90X63X90	29.00
01100402090075090	K35 TE RED.COPRAX 90X75X90	29.00
01100402110063110	K35 TE RED.COPRAX 110X63X110	37.10
01100402110075110	K35 TE RED.COPRAX 110X75X110	37.10
01100402110090110	K35 TE RED.COPRAX 110X90X110	37.10
01100402125075125	K35 TE RED.COPRAX 125X75X125	59.99
01100402125090125	K35 TE RED.COPRAX 125X90X125	59.99
01100402125110125	K35 TE RED.COPRAX 125X110X125	59.99

**TES PP-R COPRAX PLUS****TE SIMPLER PP-R COPRAX PLUS CP30**

01102401020	CP30 TE SIMPLER PP-R COPRAX PLUS 20	0.72
01102401025	CP30 TE SIMPLER PP-R COPRAX PLUS 25	0.92
01102401032	CP30 TE SIMPLER PP-R COPRAX PLUS 32	1.55
01102401040	CP30 TE SIMPLER PP-R COPRAX PLUS 40	3.41
01102401050	CP30 TE SIMPLER PP-R COPRAX PLUS 50	5.42
01102401110	CP30 TE SIMPLER PP-R COPRAX PLUS 110	41.46

TES FEMEOS COPRAX PLUS CP33

01102405032025	CP33 TE RED.FEMEO COPRAX PLUS 32X3/4	9.31
----------------	--------------------------------------	------

TES RED.CENTRO PP-R COPRAX PLUS CP35

01102402025020025	CP35 TE RED.CENTRO COPRAX PLUS 25X20X25	1.11
01102402032020032	CP35 TE RED.CENTRO COPRAX PLUS 32X20X32	1.92
01102402032025032	CP35 TE RED.CENTRO COPRAX PLUS 32X25X32	1.92
01102402040025040	CP35 TE RED.CENTRO COPRAX PLUS 40X25X40	3.56
01102402040032040	CP35 TE RED.CENTRO COPRAX PLUS 40X32X40	3.56
01102402050025050	CP35 TE RED.CENTRO COPRAX PLUS 50X25X50	6.08
01102402050032050	CP35 TE RED.CENTRO COPRAX PLUS 50X32X50	6.08
01102402050040050	CP35 TE RED.CENTRO COPRAX PLUS 50X40X50	6.08
01102402063032063	CP35 TE RED.CENTRO COPRAX PLUS 63X32X63	8.36
01102402090063090	CP35 TE RED.CENTRO COPRAX PLUS 90X63X90	31.03
01102402110075110	CP35 TE RED.CENT.COPRAX PLUS 110X75X110	39.70

TORN. E VALV.COPRAX**ACESSORIO P/DERIVACAO K47 COPRAX**

01101109020050	K47 ACESSORIO P/DERIVACAO R20XT50	1.87
01101109020063	K47 ACESSORIO P/DERIVACAO R20XT63	1.87
01101109020075	K47 ACESSORIO P/DERIVACAO R20XT75	1.87
01101109020090	K47 ACESSORIO P/DERIVACAO R20XT90	1.87
01101109025050	K47 ACESSORIO P/DERIVACAO R25XT50	2.62
01101109025063	K47 ACESSORIO P/DERIVACAO R25XT63	2.62
01101109025075	K47 ACESSORIO P/DERIVACAO R25XT75	2.62
01101109025090	K47 ACESSORIO P/DERIVACAO R25XT90	2.62
01101109032063	K47 ACESSORIO P/DERIVACAO R32XT63	3.33
01101109032075	K47 ACESSORIO P/DERIVACAO R32XT75	3.33
01101109032090	K47 ACESSORIO P/DERIVACAO R32XT90	3.33
01101109032110	K47 ACESSORIO P/DERIVACAO R32XT110	3.33
01101109040090	K47 ACESSORIO P/DERIVACAO R40XT90	3.61
01101109040110	K47 ACESSORIO P/DERIVACAO R40XT110	3.61

ACESSORIO P/DERIVACAO K48 COPRAX

01101110050025020	K48 ACESSORIO P/DERIVACAO R/F 50X25X1/2	6.35
01101110050025025	K48 ACESSORIO P/DERIVACAO R/F 50X25X3/4	6.89



01101110063025020	K48 ACESSORIO P/DERIVACAO R/F 63X25X1/2	6.69
01101110075025020	K48 ACESSORIO P/DERIVACAO R/F 75X25X1/2	6.77
01101110075032025	K48 ACESSORIO P/DERIVACAO R/F 75X32X3/4	7.98
01101110090025020	K48 ACESSORIO P/DERIVACAO R/F 90X25X1/2	6.99
01101110090032025	K48 ACESSORIO P/DERIVACAO R/F 90X32X3/4	8.12
ACESSORIO P/TORNEIRAS CORTE K50 COPRAX		
0110110301	K50 CASTELO COPRAX 20 P/TORN.CORTE	5.11
0110110302	K50 CASTELO LONGO COPRAX 20 P/TORN.CORTE	6.38
0110110303	K50 CASTELO COPRAX 25-32 P/TORN.CORTE	8.41
0110110304	K50 CASTELO LONGO COP.25-32 P/TORN.CORTE	9.68
0110110305	K50 ESPELHO COPRAX 20-25-32 P/TORN.CORTE	3.83
0110110306	K50 PROTECCAO CROM.20-25-32 P/TORN.CORTE	4.21
0110110307	K50 ACES.P/PROLONG.20-25-32 P/TORN.CORTE	2.98
ACESSORIOS P/FLANGES K18		
01101107050	K18 ACESSORIO P/FLANGE 50	4.04
01101107063	K18 ACESSORIO P/FLANGE 63	4.32
01101107075	K18 ACESSORIO P/FLANGE 75	7.99
01101107090	K18 ACESSORIO P/FLANGE 90	10.40
01101107110	K18 ACESSORIO P/FLANGE 110	22.93
01101107125	K18 ACESSORIO P/FLANGE 125	37.10
CORPOS P/TORNEIRAS CORTE COPRAX		
01101102020	K50 CORPO 20-TORNEIRA CORTE COPRAX	7.80
01101102025	K50 CORPO 25-TORNEIRA CORTE COPRAX	8.85
TORNEIRA DE CORTE ESFERA K51 COPRAX		
01101106025	K51 TORNEIRA CORTE ESFERA 25	27.87
TORNEIRAS CORTE C/MANIPULO K50M COPRAX		
01101104020	K50M TORNEIRA CORTE C/MANIP.LONGO 20	23.22
01101104025	K50M TORNEIRA CORTE C/MANIP.LONGO 25	30.89
01101104032	K50M TORNEIRA CORTE C/MANIP.LONGO 32	30.99
TORNEIRAS CORTE COPRAX K50		
0110110101	K50 TORNEIRA CORTE COPRAX 20	18.39
0110110102	K50 TORNEIRA CORTE COPRAX 20 ALTA	22.32
0110110103	K50 TORNEIRA CORTE COPRAX 25	21.67
0110110104	K50 TORNEIRA CORTE COPRAX 25 ALTA	26.46
0110110105	K50 TORNEIRA CORTE COPRAX 32	24.17
0110110106	K50 TORNEIRA CORTE COPRAX 32 ALTA	28.27
UNIOES FLANGEADAS K19		
01101108075	K19 UNIAO FLANGEADA 75	107.40
01101108090	K19 UNIAO FLANGEADA 90	132.35
01101108110	K19 UNIAO FLANGEADA 110	226.78
VALVULAS ESFERA C/MANIPULO K53 COPRAX		
01101112020	K53 VALVULA ESFERA C/MANIP.COPRAX 20	12.95
01101112025	K53 VALVULA ESFERA C/MANIP.COPRAX 25	16.47
01101112032	K53 VALVULA ESFERA C/MANIP.COPRAX 32	24.48
01101112040	K53 VALVULA ESFERA C/MANIP.COPRAX 40	35.52
01101112050	K53 VALVULA ESFERA C/MANIP.COPRAX 50	62.50
01101112063	K53 VALVULA ESFERA C/MANIP.COPRAX 63	97.65
01101112075	K53 VALVULA ESFERA C/MANIP.COPRAX 75	147.00
VALVULAS GLOBO K54 COPRAX		
01101113020	K54 VALVULA GLOBO 20	9.85
01101113025	K54 VALVULA GLOBO 25	13.56
01101113032	K54 VALVULA GLOBO 32	16.20
TORNEIRAS DE CORTE P		
TORNEIRAS DE CORTE PP-R COPRAX PLUS		
01102801020	CP50 VALVULA CORTE 20 C/CAST.PP-R COPRAX PLUS	18.39
01102801025	CP50 VALVULA CORTE 25 C/CAST.PP-R COPRAX PLUS	21.67
01102801032	CP50 VALVULA CORTE 32 C/CAST.PP-R COPRAX PLUS	24.17



01104001008	CP50 TORNEIRA-CORPO 25 PP-R COPRAX PLUS	9.47
01104001012	CASTELO 25/32 PP-R COPRAX PLUS	8.41
01104001015	PROTECCAO CROMADA PP-R COPRAX PLUS	4.21
01104001016	ESPELHO CROMADO PP-R COPRAX PLUS	3.83

TUBOS COPRAX FIBRA A**TUBOS COPRAX FIBRA AQUA SRD 5/11**

01105101020	TUBO COPRAX FIBRA S3,2/ SDR 7,4 20X2.8	1.88
01105101025	TUBO COPRAX FIBRA S3,2/ SDR 7,4 25X3.5	2.76
01105101032	TUBO COPRAX FIBRA S3,2/ SDR 7,4 32X4.4	4.51
01105101040	TUBO COPRAX FIBRA S3,2/ SDR 7,4 40X5.5	7.09
01105101050	TUBO COPRAX FIBRA S3,2/ SDR 7,4 50X6.9	10.87
01105101063	TUBO COPRAX FIBRA S3,2/ SDR 7,4 63X8.6	15.05
01105101075	TUBO COPRAX FIBRA S3,2/SDR 7,4 75X10.3	24.08
01105101090	TUBO COPRAX FIBRA S3,2/ SDR 7,4 90X12.3	33.60
01105101110	TUBO COPRAX FIBRA S3,2/ SDR 7,4 110X15.1	46.83
01105101125	TUBO COPRAX FIBRA S3,2/ SDR 7,4 125X17.1	58.71

**TUBOS COPRAX FIBRA C****TUBOS COPRAX FIBRA CLIMA SRD 3.2/7.4**

01105001020	TUBO COPRAX FIBRA CLIMA 20X2.8	1.88
01105001025	TUBO COPRAX FIBRA CLIMA 25X3.5	2.76
01105001032	TUBO COPRAX FIBRA CLIMA 32X4.4	4.51
01105001040	TUBO COPRAX FIBRA CLIMA 40X3.7	5.41
01105001050	TUBO COPRAX FIBRA CLIMA 50X4.6	7.88
01105001063	TUBO COPRAX FIBRA CLIMA 63X5.8	12.08
01105001075	TUBO COPRAX FIBRA CLIMA 75X6.8	15.93
01105001090	TUBO COPRAX FIBRA CLIMA 90X8.2	23.35
01105001110	TUBO COPRAX FIBRA CLIMA 110X10.0	33.43
01105001125	TUBO COPRAX FIBRA CLIMA 125X11.4	40.15

TUBOS E ACESS.PP-R C**TUBOS PP-R PN20 COPRAX PLUS**

01102001020	CP00 TUBO COPRAX PLUS PN20 20X2,8	1.39
01102001025	CP00 TUBO COPRAX PLUS PN20 25X3,5	2.33
01102001032	CP00 TUBO COPRAX PLUS PN20 32X4,4	3.67
01102001040	CP00 TUBO COPRAX PLUS PN20 40X5,5	6.27
01102001050	CP00 TUBO COPRAX PLUS PN20 50X6,9	8.17
01102001063	CP00 TUBO COPRAX PLUS PN20 63X8,6	12.98
01102001075	CP00 TUBO COPRAX PLUS PN20 75X10,3	18.65
01102001090	CP00 TUBO COPRAX PLUS PN20 90X12,3	28.16
01102001110	CP00 TUBO COPRAX PLUS PN20 110X15,1	45.10
01102001125	CP00 TUBO COPRAX PLUS PN20 125X11,4	61.65

TUBOS PPR COPRAX**TUBOS COPRAX+ALUMINIUM**

01100103020	K00 TUBO COPRAX + ALUM.20X2.8	3.57
01100103025	K00 TUBO COPRAX + ALUM.25X3.5	4.73
01100103032	K00 TUBO COPRAX + ALUM.32X4.4	6.83
01100103040	K00 TUBO COPRAX + ALUM.40X5.5	11.94
01100103050	K00 TUBO COPRAX + ALUM.50X6.9	16.87
01100103063	K00 TUBO COPRAX + ALUM.63X8.6	24.92
01100103075	K00 TUBO COPRAX + ALUM.75X10.3	33.55
01100103090	K00 TUBO COPRAX + ALUM.90X12.3	43.15
01100103110	K00 TUBO COPRAX + ALUM.110X15.1	66.00

TUBOS PP-R COPRAX PN10

01100102040	TUBO COPRAX PN10 K00 40X3.7	4.93
01100102050	TUBO COPRAX PN10 K00 50X4.6	6.23
01100102063	TUBO COPRAX PN10 K00 63X5.8	9.88
01100102075	TUBO COPRAX PN10 K00 75X6.8	14.84
01100102090	TUBO COPRAX PN10 K00 90X8.2	21.20
01100102110	TUBO COPRAX PN10 K00 110X10	32.90



01100102125	TUBO COPRAX PN10 K00 125X11,4	40.15
TUBOS PP-R COPRAX PN16		
01100104032	TUBO COPRAX PN16 K00 32X4,4	3.18
01100104040	TUBO COPRAX PN16 K00 40X5.5	5.70
01100104050	TUBO COPRAX PN16 K00 50X6.9	7.43
01100104063	TUBO COPRAX PN16 K00 63X8.6	11.80
01100104075	TUBO COPRAX PN16 K00 75X10.3	16.95
01100104090	TUBO COPRAX PN16 K00 90X12.3	25.60
01100104110	TUBO COPRAX PN16 K00 110X15.1	41.00
01100104125	TUBO COPRAX PN16 K00 125X17.3	55.00
TUBOS PP-R COPRAX PN20		
01100101020	TUBO COPRAX PN20 K00 20X3.4	1.39
01100101025	TUBO COPRAX PN20 K00 25X4.2	2.33
01100101032	TUBO COPRAX PN20 K00 32X5.4	3.67
01100101040	TUBO COPRAX PN20 K00 40X6.7	6.33
01100101050	TUBO COPRAX PN20 K00 50X8.4	9.23
01100101063	TUBO COPRAX PN20 K00 63X10.5	13.99
01100101075	TUBO COPRAX PN20 K00 75X12.5	19.84
01100101090	TUBO COPRAX PN20 K00 90X15	34.95
01100101110	TUBO COPRAX PN20 K00 110X18.3	57.00
UNIOES COPRAX		
UNIOES COPRAX K10		
01100201020	K10 UNIAO COPRAX 20	0.49
01100201025	K10 UNIAO COPRAX 25	0.64
01100201032	K10 UNIAO COPRAX 32	1.06
01100201040	K10 UNIAO COPRAX 40	1.68
01100201050	K10 UNIAO COPRAX 50	3.04
01100201063	K10 UNIAO COPRAX 63	4.55
01100201075	K10 UNIAO COPRAX 75	6.95
01100201090	K10 UNIAO COPRAX 90	11.20
01100201110	K10 UNIAO COPRAX 110	16.22
01100201125	K10 UNIAO COPRAX 125	24.99
UNIOES CRUZAMENTO C/TERM.F.COPRAX K29		
01100203020	K29 UNIAO CRUZA.C/TERM.F COPRAX 20X20	3.10
UNIOES CRUZAMENTO COPRAX K90		
01100202020	K90 UNIAO CRUZAMENTO COPRAX 20	1.97
01100202025	K90 UNIAO CRUZAMENTO COPRAX 25	2.48
01100202032	K90 UNIAO CRUZAMENTO COPRAX 32	3.22
UNIOES ELECTRICAS COPRAX K17		
01100204020	K17 UNIAO ELECTRICA COPRAX 20	12.09
01100204025	K17 UNIAO ELECTRICA COPRAX 25	13.12
01100204032	K17 UNIAO ELECTRICA COPRAX 32	14.85
01100204040	K17 UNIAO ELECTRICA COPRAX 40	18.45
01100204050	K17 UNIAO ELECTRICA COPRAX 50	21.66
01100204063	K17 UNIAO ELECTRICA COPRAX 63	26.06
01100204075	K17 UNIAO ELECTRICA COPRAX 75	33.19
01100204090	K17 UNIAO ELECTRICA COPRAX 90	43.34
01100204110	K17 UNIAO ELECTRICA COPRAX 110	53.24
01100204125	K17 UNIAO ELECTRICA COPRAX 125	79.00
UNIOES PP-R COPRAX P		
UNIOES CRUZAMENTO COPRAX PLUS CP90		
01102102020	CP90 UNIAO CRUZAMENTO COPRAX PLUS 20	2.11
01102102032	CP90 UNIAO CRUZAMENTO COPRAX PLUS 32	3.45
UNIOES PP-R COPRAX PLUS CP10		
01102101020	CP10 UNIAO SIMPLES COPRAX PLUS 20	0.52
01102101025	CP10 UNIAO SIMPLES COPRAX PLUS 25	0.68
01102101032	CP10 UNIAO SIMPLES COPRAX PLUS 32	1.13
01102101040	CP10 UNIAO SIMPLES COPRAX PLUS 40	1.80



01102101050	CP10 UNIAO SIMPLES COPRAX PLUS 50	3.25
01102101063	CP10 UNIAO SIMPLES COPRAX PLUS 63	4.87
01102101075	CP10 UNIAO SIMPLES COPRAX PLUS 75	7.44
01102101090	CP10 UNIAO SIMPLES COPRAX PLUS 90	11.98
01102101110	CP10 UNIAO SIMPLES COPRAX PLUS 110	17.36

TUBOS / ACESSORIOS PPR- ALFATHERM**ABRACADEIRAS SIMPLES****ABRACADEIRAS SIMPLES PPR ALFATHERM**

01661101020	ABRACADEIRA SIMPLES PPR ALFATHERM 20	0.42
01661101025	ABRACADEIRA SIMPLES PPR ALFATHERM 25	0.54
01661101032	ABRACADEIRA SIMPLES PPR ALFATHERM 32	0.59
01661101040	ABRACADEIRA SIMPLES PPR ALFATHERM 40	0.69
01661101050	ABRACADEIRA SIMPLES PPR ALFATHERM 50	0.86
01661101063	ABRACADEIRA SIMPLES PPR ALFATHERM 63	1.06

**CASQUILHOS PPR ALFAT****CASQUILHOS FEMEA C/PORCA PPR ALFATHERM**

01660503020020	CASQ. FEMEA C/PORCA PPR ALFATHER.20X12	2.65
----------------	--	------

CASQUILHOS FEMEA PPR ALFATHERM

01660502020020	CASQUILHO FEMEA PPR ALFATHERM 20X1/2	1.73
01660502025020	CASQUILHO FEMEA PPR ALFATHERM 25X1/2	1.87
01660502025025	CASQUILHO FEMEA PPR ALFATHERM 25X3/4	2.33
01660502032032	CASQUILHO FEMEA PPR ALFATHERM 32X1	5.60
01660502040040	CASQUILHO FEMEA PPR ALFATHERM 40X11/4	11.66
01660502050050	CASQUILHO FEMEA PPR ALFATHERM 50X11/2	15.02
01660502063063	CASQUILHO FEMEA PPR ALFATHERM 63X2	20.43
01660502075075	CASQUILHO FEMEA PPR ALFATHERM 75X21/2	41.71

CASQUILHOS MACHO PPR ALFATHERM

01660501020020	CASQUILHO MACHO PPR ALFATHERM 20X1/2	2.15
01660501020025	CASQUILHO MACHO PPR ALFATHERM 20X3/4	3.16
01660501025020	CASQUILHO MACHO PPR ALFATHERM 25X1/2	2.24
01660501025025	CASQUILHO MACHO PPR ALFATHERM 25X3/4	3.97
01660501032032	CASQUILHO MACHO PPR ALFATHERM 32X1	7.00
01660501040040	CASQUILHO MACHO PPR ALFATHERM 40X11/4	12.79
01660501050050	CASQUILHO MACHO PPR ALFATHERM 50X11/2	15.86
01660501063063	CASQUILHO MACHO PPR ALFATHERM 63X2	25.03
01660501075075	CASQUILHO MACHO PPR ALFATHERM 75X21/2	42.11
01660501090090	CASQUILHO MACHO PPR ALFATHERM 90X3	143.26

CASTELOS P/VALVULAS**CASTELOS P/PASSADORES PPR ALFATHERM**

01661001020	CASTELO P/VALV.CORTE PPR ALFATHERM 1/2	7.08
01661001025	CASTELO P/VALV.CORTE PPR ALFATHERM 3/4	8.56

CORPOS DE VALVULAS P**CORPOS DE PASSADOR PPR ALFATHERM**

01660901020020	CAIXA P/VALV.CORTE PPR ALFATHERM 20X1/2	3.55
01660901020025	CAIXA P/VALV.CORTE PPR ALFATHERM 20X3/4	2.82
01660901025025	CAIXA P/VALV.CORTE PPR ALFATHERM 25X3/4	4.28

JOELHOS PPR ALFATHER**JOELHO C/PATER PPR ALFATHERM**

01660205020	JOELHO C/PATER .PPR ALFATHERM 20X1/2	2.80
01660205025	JOELHO C/PATER .PPR ALFATHERM 25X1/2	3.27

JOELHOS A 45° F/F PPR ALFATHERM

01660202020	JOELHO A 45.F/F PPR ALFATHERM 20	0.40
01660202025	JOELHO A 45.F/F PPR ALFATHERM 25	0.51
01660202032	JOELHO A 45.F/F PPR ALFATHERM 32	0.72
01660202040	JOELHO A 45.F/F PPR ALFATHERM 40	2.21
01660202050	JOELHO A 45.F/F PPR ALFATHERM 50	3.15
01660202063	JOELHO A 45.F/F PPR ALFATHERM 63	4.73



01660202075	JOELHO A 45.F/F PPR ALFATHERM 75	5.72
01660202090	JOELHO A 45.F/F PPR ALFATHERM 90	12.27

JOELHOS A 90° F/F PPR ALFATHERM

01660201020	JOELHO A 90.F/F PPR ALFATHERM 20	0.26
01660201025	JOELHO A 90.F/F PPR ALFATHERM 25	0.33
01660201032	JOELHO A 90.F/F PPR ALFATHERM 32	0.51
01660201040	JOELHO A 90.F/F PPR ALFATHERM 40	1.11
01660201050	JOELHO A 90.F/F PPR ALFATHERM 50	3.00
01660201063	JOELHO A 90.F/F PPR ALFATHERM 63	3.54
01660201075	JOELHO A 90.F/F PPR ALFATHERM 75	9.05
01660201090	JOELHO A 90.F/F PPR ALFATHERM 90	16.80

JOELHOS C/ROSCA FEMEA PPR ALFATHERM

01660203020020	JOELHO C/ROSCA FEM.PPR ALFATHERM 20X1/2	1.63
01660203020025	JOELHO C/ROSCA FEM.PPR ALFATHERM 20X3/4	2.40
01660203025020	JOELHO C/ROSCA FEM.PPR ALFATHERM 25X1/2	1.71
01660203025025	JOELHO C/ROSCA FEM.PPR ALFATHERM 25X3/4	2.57
01660203032025	JOELHO C/ROSCA FEM.PPR ALFATHERM 32X3/4	3.42
01660203032032	JOELHO C/ROSCA FEM.PPR ALFATHERM 32X1	5.13
01660203040032	JOELHO C/ROSCA FEM.PPR ALFATHERM 40X1	8.56

JOELHOS C/ROSCA MACHO PPR ALFATHERM

01660204020020	JOELHO C/ROSCA MA.PPR ALFATHERM 20X1/2	2.14
01660204025020	JOELHO C/ROSCA MA.PPR ALFATHERM 25X1/2	2.47
01660204025025	JOELHO C/ROSCA MA.PPR ALFATHERM 25X3/4	3.11
01660204032032	JOELHO C/ROSCA MA.PPR ALFATHERM 32X1	7.49
01660204040032	JOELHO C/ROSCA MA.PPR ALFATHERM 40X1	11.98

JUNCOES PPR ALFATHERM**JUNÇÕES F/F PPR ALFATHERM**

01660701020	JUNCAO F/F PPR ALFATHERM 20	1.72
01660701025	JUNCAO F/F PPR ALFATHERM 25	2.05
01660701032	JUNCAO F/F PPR ALFATHERM 32	2.57
01660701040	JUNCAO F/F PPR ALFATHERM 40	3.41
01660701050	JUNCAO F/F PPR ALFATHERM 50	3.61
01660701063	JUNCAO F/F PPR ALFATHERM 63	7.10
01660701090	JUNCAO F/F PPR ALFATHERM 90	SobConsulta

JUNÇÕES M/F NIQUELADA PPR ALFATHERM

01660702025020	JUNCAO M/F PPR ALFATHERM 3/4X1/2	3.64
01660702032025	JUNCAO M/F PPR ALFATHERM 1X3/4	4.50
01660702040032	JUNCAO M/F PPR ALFATHERM 11/4X1	3.82

MAQUINAS & FERRAMENT**MATRIZES PPR**

01663005110	MATRIZ PPR ALFATHERM 110	256.00
-------------	--------------------------	--------

REPARADORES DE FUROS PPR

0166301007	REPARADOR DE FUROS PPR ALFATHERM 7	54.44
------------	------------------------------------	-------

TACOS PPR ALFATHERM**TACOS C/PUNHO PPR ALFATHERM**

01660602020	TACO C/PUNHO PPR ALFATHERM 1/2	0.47
-------------	--------------------------------	------

TACOS FEMEA PPR ALFATHERM

01660601020	TACO FEMEO PPR ALFATHERM 20	0.31
01660601025	TACO FEMEO PPR ALFATHERM 25	0.39
01660601032	TACO FEMEO PPR ALFATHERM 32	0.54
01660601040	TACO FEMEO PPR ALFATHERM 40	0.78
01660601050	TACO FEMEO PPR ALFATHERM 50	1.03
01660601063	TACO FEMEO PPR ALFATHERM 63	2.18
01660601075	TACO FEMEO PPR ALFATHERM 75	6.04
01660601090	TACO FEMEO PPR ALFATHERM 90	8.25

TES PPR ALFATHERM**TES REDUÇÃO PPR ALFATHERM**

01660402025020020	TE REDUCAO PPR ALFATHERM 25X20X20	0.51
01660402025020025	TE REDUCAO PPR ALFATHERM 25X20X25	0.51
01660402032020032	TE REDUCAO PPR ALFATHERM 32X20X32	0.86
01660402032025032	TE REDUCAO PPR ALFATHERM 32X25X32	0.86
01660402040020040	TE REDUCAO PPR ALFATHERM 40X20X40	3.54
01660402040025040	TE REDUCAO PPR ALFATHERM 40X25X40	2.28
01660402040032040	TE REDUCAO PPR ALFATHERM 40X32X40	1.96
01660402050025050	TE REDUCAO PPR ALFATHERM 50X25X50	4.55
01660402050032050	TE REDUCAO PPR ALFATHERM 50X32X50	3.33
01660402050040050	TE REDUCAO PPR ALFATHERM 50X40X50	3.33
01660402063032063	TE REDUCAO PPR ALFATHERM 63X32X63	5.97
01660402063040063	TE REDUCAO PPR ALFATHERM 63X40X63	4.84
01660402063050063	TE REDUCAO PPR ALFATHERM 63X50X63	4.84
01660402075032075	TE REDUCAO PPR ALFATHERM 75X32X75	5.28
01660402075040075	TE REDUCAO PPR ALFATHERM 75X40X75	5.88
01660402075050075	TE REDUCAO PPR ALFATHERM 75X50X75	6.47
01660402075063075	TE REDUCAO PPR ALFATHERM 75X63X75	7.77
01660402090040090	TE REDUCAO PPR ALFATHERM 90X40X90	8.48
01660402090050090	TE REDUCAO PPR ALFATHERM 90X50X90	11.10
01660402090063090	TE REDUCAO PPR ALFATHERM 90X63X90	12.14
01660402090075090	TE REDUCAO PPR ALFATHERM 90X75X90	13.73

TES ROSCAD.AO CENTRO FEMEA PPR ALFATHERM

01660403020020	TE ROSCAD.AO CENTRO F.PPR ALFATHERM 20X1/2	2.43
01660403025020	TE ROSCAD.AO CENTRO F.PPR ALFATHERM 25X1/2	2.54
01660403025025	TE ROSCAD.AO CENTRO F.PPR ALFATHERM 25X3/4	3.17
01660403032025	TE ROSCAD.AO CENTRO F.PPR ALFATHERM 32X3/4	4.67
01660403032032	TE ROSCAD.AO CENTRO F.PPR ALFATHERM 32X1	7.00

TES ROSCAD.AO CENTRO MACHO PPR ALFATHERM

01660404020020	TE ROSCAD.AO CENTRO M.PPR ALFATHERM 20X1/2	2.43
01660404025025	TE ROSCAD.AO CENTRO M.PPR ALFATHERM 25X3/4	3.60
01660404032032	TE ROSCAD.AO CENTRO M.PPR ALFATHERM 32X1	7.49

TES SIMPLES PPR ALFATHERM

01660401020	TE SIMPLES PPR ALFATHERM 20	0.30
01660401025	TE SIMPLES PPR ALFATHERM 25	0.40
01660401032	TE SIMPLES PPR ALFATHERM 32	0.59
01660401040	TE SIMPLES PPR ALFATHERM 40	1.52
01660401050	TE SIMPLES PPR ALFATHERM 50	3.13
01660401063	TE SIMPLES PPR ALFATHERM 63	4.04
01660401075	TE SIMPLES PPR ALFATHERM 75	10.10
01660401090	TE SIMPLES PPR ALFATHERM 90	20.11

TUBOS PPR ALFATHER**TUBOS PPR ALFATHERM PN10**

01660100032	TUBO PPR ALFATHERM PN12.5 SDR11 32X2.9	1.64
-------------	--	------

TUBOS PPR ALFATHERM PN20

0166010120	TUBO PPR ALFATHERM PN20 SDR6 20X3.4	1.10
0166010125	TUBO PPR ALFATHERM PN20 SDR6 25X4.2	1.69
0166010132	TUBO PPR ALFATHERM PN20 SDR6 32X5.4	2.76
0166010140	TUBO PPR ALFATHERM PN20 SDR6 40X6.7	4.27
0166010150	TUBO PPR ALFATHERM PN20 SDR6 50X8.3	6.63
0166010163	TUBO PPR ALFATHERM PN20 SDR6 63X10.5	10.52
0166010175	TUBO PPR ALFATHERM PN20 SDR6 75X12.5	14.90
0166010190	TUBO PPR ALFATHERM PN20 SDR6 90X15	21.41
016601019110	TUBO PPR ALFATHERM PN20 SDR6 110X18.3	31.95

UNIOES PPR ALFATHERM**UNIOES REDUÇÃO F/F PPR ALFATHERM**

01660302025020	UNIAO REDUCAO PPR ALFATHERM 25X20	0.27
01660302032020	UNIAO REDUCAO PPR ALFATHERM 32X20	0.32
01660302032025	UNIAO REDUCAO PPR ALFATHERM 32X25	0.34



+351 244 800 160
+351 244 802 323



geral@canalcentro.pt
info@canalcentro.pt



R. do Bailadouro s/nº,
2410-211 Pousos



01660302040020	UNIAO REDUCAO PPR ALFATHERM 40X20	0.65
01660302040025	UNIAO REDUCAO PPR ALFATHERM 40X25	0.65
01660302040032	UNIAO REDUCAO PPR ALFATHERM 40X32	0.74
01660302050032	UNIAO REDUCAO PPR ALFATHERM 50X32	1.43
01660302050040	UNIAO REDUCAO PPR ALFATHERM 50X40	1.43
01660302063032	UNIAO REDUCAO PPR ALFATHERM 63X32	2.40
01660302063040	UNIAO REDUCAO PPR ALFATHERM 63X40	2.40
01660302063050	UNIAO REDUCAO PPR ALFATHERM 63X50	2.40
01660302075040	UNIAO REDUCAO M/F PPR ALFATHERM 75X40	4.49
01660302075050	UNIAO REDUCAO M/F PPR ALFATHERM 75X50	4.49
01660302075063	UNIAO REDUCAO M/F PPR ALFATHERM 75X63	4.49
01660302090050	UNIAO REDUCAO M/F PPR ALFATHERM 90X50	5.17
01660302090063	UNIAO REDUCAO M/F PPR ALFATHERM 90X63	16.25
01660302090075	UNIAO REDUCAO M/F PPR ALFATHERM 90X75	16.25

UNIOES SIMPLES CRUZAMENTO PPR ALFATHERM

01660303020	UNIAO CRUZAMENTO PPR ALFATHERM 20	0.93
01660303025	UNIAO CRUZAMENTO PPR ALFATHERM 25	1.47
01660303032	UNIAO CRUZAMENTO PPR ALFATHERM 32	1.86

UNIOES SIMPLES F/F PPR ALFATHERM

01660301020	UNIAO SIMPLES PPR ALFATHERM 20	0.20
01660301025	UNIAO SIMPLES PPR ALFATHERM 25	0.26
01660301032	UNIAO SIMPLES PPR ALFATHERM 32	0.36
01660301040	UNIAO SIMPLES PPR ALFATHERM 40	0.51
01660301050	UNIAO SIMPLES PPR ALFATHERM 50	1.11
01660301063	UNIAO SIMPLES PPR ALFATHERM 63	1.92
01660301075	UNIAO SIMPLES PPR ALFATHERM 75	6.22
01660301090	UNIAO SIMPLES PPR ALFATHERM 90	10.13

VALVULAS PPR ALFATHERM**PASSADORES COMANDO OCULTO PPR ALFATHERM**

01660801020	VALVULA CORTE COMPLETA PPR ALFATHERM 20	10.62
01660801025	VALVULA CORTE COMPLETA PPR ALFATHERM 25	12.83
01660801032	VALVULA CORTE COMPLETA PPR ALFATHERM 32	18.38

VALVULAS ESFERA PPR ALFATHERM

01660803020	VALVULA ESFERA PPR ALFATHERM 20	6.53
01660803025	VALVULA ESFERA PPR ALFATHERM 25	8.17
01660803032	VALVULA ESFERA PPR ALFATHERM 32	10.21
01660803040	VALVULA ESFERA PPR ALFATHERM 40	21.23
01660803050	VALVULA ESFERA PPR ALFATHERM 50	29.40
01660803063	VALVULA ESFERA PPR ALFATHERM 63	49.00
01660803075	VALVULA ESFERA PPR ALFATHERM 75	81.67
01660803090	VALVULA ESFERA PPR ALFATHERM 90	122.50
01660803110	VALVULA ESFERA PPR ALFATHERM 110	212.33
01660803125	VALVULA ESFERA PPR ALFATHERM 125	326.67

TUBOS / ACESSORIOS PPR- HELISYSTEM**JOELHOS PPR HELISYST****JOELHO C/PATER PPR HELISYSTEM**

01670205020020	JOELHO C/PATER PPR VERDE 20X1/2	1.06
01670205025020	JOELHO C/PATER PPR VERDE 25X1/2	SobConsulta
01670205025025	JOELHO C/PATER PPR VERDE 25X3/4	2.40

JOELHOS A 45° F/F PPR HELISYSTEM

01670202020	JOELHO A 45.PPR VERDE 20	SobConsulta
-------------	--------------------------	-------------

JOELHOS A 90° F/F PPR HELISYSTEM

01670201020	JOELHO A 90.PPR VERDE 20	SobConsulta
01670201025	JOELHO A 90.PPR HELISYSTEM 25	0.39

JOELHOS C/ROSCA FEMEA PPR HELISYSTEM

01670203025020	JOELHO C/ROSCA FEM.PPR HELISYSTEM 25X1/2	3.30
01670203032032	JOELHO C/ROSCA FEM.PPR HELISYSTEM 32X1	9.72

JUNCOES PPR HELISYST

+351 244 800 160
+351 244 802 323



geral@canalcentro.pt
info@canalcentro.pt



R. do Bailadouro s/nº,
2410-211 Pousos



JUNÇÕES F/F PPR PERFILPPR

01670701032	JUNCAO SIMPLES PPR VERDE 32	2.76
-------------	-----------------------------	------

TAMPOES PPR HELISYST**TAMPAO FINAL FEMEA PPR HELISYSTEM**

01670601020	TAMPAO PPR VERDE 20	SobConsulta
01670601025	TAMPAO PPR VERDE 25	SobConsulta

TES PPR HELISYSTEM**TES SIMPLES PPR HELISYSTEM**

01670401025	TE SIMPLES PPR VERDE 25	0.26
-------------	-------------------------	------

UNIOES PPR HELISYSTE**UNIOES C/ROSCA MACHO PPR HELISYSTEM**

01670304025025	UNIAO C/ROSCA MACHO PPR HELISYST.25X3/4	SobConsulta
----------------	---	-------------

UNIOES REDUÇÃO F/F PPR HELISYSTEM

01670302032020	UNIAO REDUCAO PPR VERDE 32X20	SobConsulta
----------------	-------------------------------	-------------

UNIOES SIMPLES F/F PPR HELISYSTEM

01670301025	UNIAO SIMPLES PPR VERDE 25	SobConsulta
-------------	----------------------------	-------------

TUBOS / ACESSORIOS PVC ESGOTO**AROS ROSCADOS P/PVC****AROS PVC**

01031101090	ARO PVC ROSCADO 90	0.54
01031101110	ARO PVC ROSCADO 110	0.70
01031101125	ARO PVC ROSCADO 125	0.77

AROS ROSCADOS PVC P/TUBOS

01031102090	ARO ROSCADO P/TUBO 090	0.38
01031102110	ARO ROSCADO P/TUBO 110	0.82

AUMENTOS PVC P/ESGOT**AUMENTOS EXTERIORES PVC DIN**

01030702032040	AUMENTO EXT.PVC DIN 32X40	0.55
01030702032050	AUMENTO EXT.PVC DIN 32X50	0.69
01030702040050	AUMENTO EXT.PVC DIN 40X50	0.56
01030702040075	AUMENTO EXT.PVC DIN 40X75	1.17
01030702040090	AUMENTO EXT.PVC DIN 40X90	1.20
01030702050075	AUMENTO EXT.PVC DIN 50X75	1.20
01030702050090	AUMENTO EXT.PVC DIN 50X90	1.27
01030702075090	AUMENTO EXT.PVC DIN 75X90	1.47
01030702075110	AUMENTO EXT.PVC DIN 75X110	1.52
01030702075125	AUMENTO EXT.PVC DIN 75X125	2.68
01030702090110	AUMENTO EXT.PVC DIN 90X110	1.80
01030702090125	AUMENTO EXT.PVC DIN 90X125	1.95
01030702110125	AUMENTO EXT.PVC DIN 110X125	2.18
01030702110140	AUMENTO EXT.PVC DIN 110X140	13.97
01030702110160	AUMENTO EXT.PVC DIN 110X160	12.75
01030702125140	AUMENTO EXT.PVC DIN 125X140	12.64
01030702125160	AUMENTO EXT.PVC DIN 125X160	8.43
01030702125200	AUMENTO EXT.PVC DIN 125X200	18.15
01030702125250	AUMENTO EXT.PVC DIN 125X250	16.80
01030702140160	AUMENTO EXT.PVC DIN 140X160	24.12
01030702140200	AUMENTO EXT.PVC DIN 140X200	47.37
01030702160200	AUMENTO EXT.PVC DIN 160X200	16.80
01030702160250	AUMENTO EXT.PVC DIN 160X250	47.37
01030702160315	AUMENTO EXT.PVC DIN 160X315	67.75
01030702200250	AUMENTO EXT.PVC DIN 200X250	47.37
01030702200315	AUMENTO EXT.PVC DIN 200X315	67.75
01030702250315	AUMENTO EXT.PVC DIN 250X315	75.27
01030702315400	AUMENTO EXT.PVC DIN 315X400	87.52

AUMENTOS INTERIORES PVC DIN

01030701032075	AUMENTO INT.PVC DIN 32X75	0.55
----------------	---------------------------	------



01030701032110	AUMENTO INT.PVC DIN 32X110	1.47
01030701040075	AUMENTO INT.PVC DIN 40X75	0.99
01030701050125	AUMENTO INT.PVC DIN 50X125	2.04

REDUÇÕES CENTRADAS PVC DIN

01030703040032	REDUÇÃO CENTRADA PVC DIN 40X32	0.67
01030703050040	REDUÇÃO CENTRADA PVC DIN 50X40	0.77

CAIXAS SIFONA.P/PVC**CAIXAS SIFONADAS CURTAS EM PVC**

01031003003	CAIXA SIF.F.CURTA 125X40X50X120	9.61
01031003006	CAIXA SIF.F.CURTA 125X40X75X120	10.78
01031003007	CAIXA SIF.F.CURTA 125X40X75X140	11.02

CAIXAS SIFONADAS LONGAS EM PVC

01031004003	CAIXA SIF.F.LONGO 125X40X50X140	9.84
-------------	---------------------------------	------

CAIXAS SIFONADAS PAVIMENTO PVC

0103100101	SIFAO PAV.PVC UNIVER.125X40X50	6.84
0103100102	SIFAO PAV.PVC UNIVER.125X40X75	7.76
0103100103	SIFAO PAV.PVC UNIVER.125X50X75	8.45
0103100104	SIFAO PAV.PVC ORIENT.90X1X1	4.24
0103100105	SIFAO PAV.PVC ORIENT.90X2X1	4.65
0103100106	SIFAO PAV.PVC ORIENT.90X3X1	5.05
0103100107	SIFAO PAV.PVC 90X40X50X80 3 ENT.	3.08
0103100108	SIFAO PAV.PVC 90X40X50X100 3 ENT.	3.14
0103100109	SIFAO PAV.PVC 110X40X50X80 3 ENT.	2.92
0103100110	SIFAO PAV.PVC 110X40X50X115 3 ENT.	3.25
0103100111	SIFAO PAV.PVC 90X40X50X80 1 ENT.	2.68
0103100112	SIFAO PAV.PVC 90X40X50X100 1 ENT.	2.50
0103100113	SIFAO PAV.PVC C/1 SAIDA 90X40	2.05
0103100114	SIFAO PVC PIA TURCA 90	8.00

CURVAS 90. SINFONAGEM PVC

01031002040	CURVA PVC 90. SINFONAGEM 40	0.63
01031002050	CURVA PVC 90. SINFONAGEM 50	0.65

LAMINAS PARA CAIXAS SIFONADAS

01031005125	LAMINA PARA CAIXA SIFONAGEM 125 PLIMAT	0.40
-------------	--	------

CANHOES P/ESGOTO**CANHOES P/SANITA PVC DIN**

01030801090	CANHAO DTO P/SANITA PVC DIN 90	1.63
-------------	--------------------------------	------

CURVAS EM PVC P/ESG**CURVAS PVC DIN 45.**

01030301032	CURVA PVC DIN 45. 32	0.54
01030301040	CURVA PVC DIN 45. 40	0.66
01030301050	CURVA PVC DIN 45. 50	0.98
01030301063	CURVA PVC DIN 45. 63	1.35
01030301075	CURVA PVC DIN 45. 75	1.65
01030301090	CURVA PVC DIN 45. 90	1.95
01030301110	CURVA PVC DIN 45. 110	2.31
01030301125	CURVA PVC DIN 45. 125	2.95
01030301140	CURVA PVC DIN 45. 140	22.50
01030301160	CURVA PVC DIN 45. 160	12.70
01030301200	CURVA PVC DIN 45. 200	23.06
01030301250	CURVA PVC DIN 45. 250	110.40
01030301315	CURVA PVC DIN 45. 315	158.96
01030301400	CURVA PVC DIN 45. 400	410.44

CURVAS PVC DIN 90.

0103030202	CURVA RED.PVC DIN 90. 32X40	0.59
01030302032	CURVA PVC DIN 90. 32	0.58
01030302040	CURVA PVC DIN 90. 40	0.65
01030302050	CURVA PVC DIN 90. 50	1.10
01030302063	CURVA PVC DIN 90. 63	1.44



01030302075	CURVA PVC DIN 90. 75	1.80
01030302090	CURVA PVC DIN 90. 90	1.82
01030302110	CURVA PVC DIN 90. 110	2.45
01030302125	CURVA PVC DIN 90. 125	3.26
01030302140	CURVA PVC DIN 90. 140	17.73
01030302160	CURVA PVC DIN 90. 160	12.70
01030302200	CURVA PVC DIN 90. 200	23.06
01030302250	CURVA PVC DIN 90. 250	110.40
01030302315	CURVA PVC DIN 90. 315	186.05
01030302400	CURVA PVC DIN 90. 400	701.49
CURVAS PVC RECTANGULAR		
0103030501	CURVA PVC RECT.FRONTAL 80X40 I	6.29
0103030502	CURVA PVC RECT.LATERAL 80X40 IL	7.41
CURVAS PVC SANITA		
01030306090	CURVA PVC SANITA 90/90	2.75
CURVAS PVC UNI 45.		
01030303032	CURVA PVC UNI 45. 32	0.42
01030303040	CURVA PVC UNI 45. 40	0.54
01030303050	CURVA PVC UNI 45. 50	0.98
01030303063	CURVA PVC UNI 45. 63	1.35
01030303075	CURVA PVC UNI 45. 75	1.50
01030303090	CURVA PVC UNI 45. 90	1.70
01030303110	CURVA PVC UNI 45. 110	2.31
01030303125	CURVA PVC UNI 45. 125	2.75
CURVAS PVC UNI 90.		
01030304032	CURVA PVC UNI 90. 32	0.43
01030304040	CURVA PVC UNI 90. 40	0.55
01030304050	CURVA PVC UNI 90. 50	0.98
01030304063	CURVA PVC UNI 90. 63	1.44
01030304075	CURVA PVC UNI 90. 75	1.50
01030304090	CURVA PVC UNI 90. 90	1.82
01030304110	CURVA PVC UNI 90. 110	2.30
01030304125	CURVA PVC UNI 90. 125	2.83
CURVAS PVC UNI 90.F/F		
01030308032	CURVA PVC UNI 90. 32 F/F	0.42
ENXERTOS		
ENXERTOS EXTERIORES		
0103140101	ENXERTO EXTERIOR 125X110X40	1.09
0103140102	ENXERTO EXTERIOR 125X110X50	1.14
FORQ. E CLIPS PVC		
FORQUILHAS DUPLAS PVC DIN 45.		
01030403090	FORQUILHA DUPLA PVC DIN 45. 90	17.40
01030403110	FORQUILHA DUPLA PVC DIN 45. 110	22.50
01030403125	FORQUILHA DUPLA PVC DIN 45. 125	29.56
01030403160	FORQUILHA DUPLA PVC DIN 45. 160	37.66
FORQUILHAS DUPLAS REDUCAO PVC DIN 45.		
01030404090040	FORQ.DUP.RED.PVC DIN 45. 90X40X50	12.95
01030404090050	FORQ.DUP.RED.PVC DIN 45. 90X50X50	12.95
01030404090075	FORQ.DUP.RED.PVC DIN 45. 90X75X75	12.95
01030404110050	FORQ.DUP.RED.PVC DIN 45. 110X50X50M	28.95
01030404110075	FORQ.DUP.RED.PVC DIN 45. 110X75X75	17.45
01030404110090	FORQ.DUP.RED.PVC DIN 45. 110X90X90	17.45
01030404125075	FORQ.DUP.RED.PVC DIN 45. 125X75X75M	37.17
01030404125090	FORQ.DUP.RED.PVC DIN 45. 125X90X90M	37.71
FORQUILHAS SIMP.REDUCAO PVC DIN 45.		
01030402075040	FORQ.SIMP.RED.PVC DIN 45. 75X40	5.55
01030402075050	FORQ.SIMP.RED.PVC DIN 45. 75X50	5.55
01030402090040	FORQ.SIMP.RED.PVC DIN 45. 90X40	5.74



01030402090050	FORQ.SIMP.RED.PVC DIN 45. 90X50	5.91
01030402090075	FORQ.SIMP.RED.PVC DIN 45. 90X75	6.75
01030402110040	FORQ.SIMP.RED.PVC DIN 45. 110X40	7.51
01030402110050	FORQ.SIMP.RED.PVC DIN 45. 110X50	7.63
01030402110075	FORQ.SIMP.RED.PVC DIN 45. 110X75	7.75
01030402110090	FORQ.SIMP.RED.PVC DIN 45. 110X90	8.17
01030402125075	FORQ.SIMP.RED.PVC DIN 45. 125X75	8.79
01030402125090	FORQ.SIMP.RED.PVC DIN 45. 125X90	9.68
01030402125110	FORQ.SIMP.RED.PVC DIN 45. 125X110	10.04
01030402140110	FORQ.SIMP.RED.PVC DIN 45. 140X110	27.39
01030402140125	FORQ.SIMP.RED.PVC DIN 45. 140X125	27.39
01030402160110	FORQ.SIMP.RED.PVC DIN 45. 160X110	34.63
01030402160125	FORQ.SIMP.RED.PVC DIN 45. 160X125	26.42
01030402160140	FORQ.SIMP.RED.PVC DIN 45. 160X140	27.46
01030402200110	FORQ.SIMP.RED.PVC DIN 45. 200X110	19.21
01030402200125	FORQ.SIMP.RED.PVC DIN 45. 200X125	19.21
01030402200140	FORQ.SIMP.RED.PVC DIN 45. 200X140	32.39
01030402200160	FORQ.SIMP.RED.PVC DIN 45. 200X160	32.39
01030402250125	FORQ.SIMP.RED.PVC DIN 45. 250X125	107.55
01030402250160	FORQ.SIMP.RED.PVC DIN 45. 250X160	119.47
01030402315200	FORQ.SIMP.RED.PVC DIN 45. 315X200	286.95

FORQUILHAS SIMPLES PVC DIN 45.

01030401032	FORQ.SIMPLES PVC DIN 45. 32	1.02
01030401040	FORQ.SIMPLES PVC DIN 45. 40	1.17
01030401050	FORQ.SIMPLES PVC DIN 45. 50	1.67
01030401063	FORQ.SIMPLES PVC DIN 45. 63	2.30
01030401075	FORQ.SIMPLES PVC DIN 45. 75	2.36
01030401090	FORQ.SIMPLES PVC DIN 45. 90	4.25
01030401110	FORQ.SIMPLES PVC DIN 45. 110	4.79
01030401125	FORQ.SIMPLES PVC DIN 45. 125	5.81
01030401140	FORQ.SIMPLES PVC DIN 45. 140	30.43
01030401160	FORQ.SIMPLES PVC DIN 45. 160	21.61
01030401200	FORQ.SIMPLES PVC DIN 45. 200	32.39
01030401250	FORQ.SIMPLES PVC DIN 45. 250	169.02
01030401315	FORQ.SIMPLES PVC DIN 45. 315	400.88

FORQUILHAS SIMPLES PVC UNI 45.

01030406032	FORQ.SIMPLES PVC UNI 45. 32	0.92
01030406075	FORQ.SIMPLES PVC UNI 45. 75	2.36
01030406090	FORQ.SIMPLES PVC UNI 45. 090	3.90
01030406110	FORQ.SIMPLES PVC UNI 45. 110	4.79
01030406125	FORQ.SIMPLES PVC UNI 45. 125	5.81
01030406D160	FORQUILHA DUPLA PVC UNI 45.160	58.11

ORING'S P/PVC**ORING'S P/PVC**

01031301032	ORING P/PVC 32	0.31
01031301040	ORING P/PVC 40	0.36
01031301050	ORING P/PVC 50	0.55
01031301063	ORING P/PVC 63	0.65
01031301075	ORING P/PVC 75	0.72
01031301090	ORING P/PVC 90	0.84
01031301110	ORING P/PVC 110	1.03
01031301125	ORING P/PVC 125	1.73
01031301140	ORING P/PVC 140	2.55
01031301160	ORING P/PVC 160	4.04
01031301200	ORING P/PVC 200	5.43
01031301250	ORING P/PVC 250	SobConsulta
01031301630	ORING P/PVC 630	SobConsulta

PONTAS DE TUBO PVC**PONTAS TUBO PVC DIN 0,50MT**

+351 244 800 160
+351 244 802 323



geral@canalcentro.pt
info@canalcentro.pt



R. do Bailadouro s/nº,
2410-211 Pousos

 **canalcentro**

01030201075	PONTA TUBO PVC DIN 0,50MT SB EN1329 75	4.08
01030201110	PONTA TUBO PVC DIN 0,50MT SB EN1329 110	11.55
PONTAS TUBO PVC DIN 1 MT		
01030202110	PONTA TUBO PVC DIN 1,00MT SB EN1329 110	9.15
01030202125	PONTA TUBO PVC DIN 1,00MT SB EN1329 125	11.92
TAMPOES PVC P/ESGOT		
TAMPOES SIMPLES PVC DIN		
01030901040	TAMPAO SIMPLES PVC DIN 40	0.29
01030901050	TAMPAO SIMPLES PVC DIN 50	0.45
01030901075	TAMPAO SIMPLES PVC DIN 75	3.50
01030901090	TAMPAO SIMPLES PVC DIN 90	4.22
01030901110	TAMPAO SIMPLES PVC DIN 110	4.50
01030901125	TAMPAO SIMPLES PVC DIN 125	5.69
TAMPOES VISITA PVC DIN		
01030902032	TAMPAO VISITA PVC DIN 32	1.63
01030902040	TAMPAO VISITA PVC DIN 40	1.63
01030902050	TAMPAO VISITA PVC DIN 50	2.10
01030902075	TAMPAO VISITA PVC DIN 75	4.50
01030902090	TAMPAO VISITA PVC DIN 90	5.55
01030902110	TAMPAO VISITA PVC DIN 110	5.65
01030902125	TAMPAO VISITA PVC DIN 125	7.46
01030902140	TAMPAO VISITA PVC DIN 140	27.80
01030902160	TAMPAO VISITA PVC DIN 160	27.80
01030902200	TAMPAO VISITA PVC DIN 200	32.19
01030902250	TAMPAO VISITA PVC DIN 250	121.43
01030902315	TAMPAO VISITA PVC DIN 315	184.34
TES PVC P/ESGOTO		
TES C/BOCA LIMPEZA PVC DIN		
01030505090	TE C/BOCA LIMPEZA PVC DIN 90	5.20
TES DUPLOS PVC DIN 90.		
01030503075	TE DUPLO PVC DIN 90. 75	16.00
01030503090	TE DUPLO PVC DIN 90. 90	28.33
01030503110	TE DUPLO PVC DIN 90. 110	17.03
01030503125	TE DUPLO PVC DIN 90. 125	34.38
TES DUPLOS REDUCAO PVC DIN 90.		
01030504090050	TE DUPLO RED.PVC DIN 90. 90X50	28.88
01030504110050	TE DUPLO RED.PVC DIN 90. 110X50	21.88
01030504110075	TE DUPLO RED.PVC DIN 90. 110X75	21.88
01030504110090	TE DUPLO RED.PVC DIN 90. 110X90	21.88
01030504125090	TE DUPLO RED.PVC DIN 90. 125X90	28.95
TES SIMPLES PVC DIN 90.		
01030501032	TE SIMPLES PVC DIN 90. 32	1.10
01030501040	TE SIMPLES PVC DIN 90. 40	1.59
01030501050	TE SIMPLES PVC DIN 90. 50	2.48
01030501063	TE SIMPLES PVC DIN 90. 63	15.97
01030501075	TE SIMPLES PVC DIN 90. 75	2.85
01030501090	TE SIMPLES PVC DIN 90. 90	3.00
01030501110	TE SIMPLES PVC DIN 90. 110	3.64
01030501125	TE SIMPLES PVC DIN 90. 125	4.81
01030501140	TE SIMPLES PVC DIN 90. 140	24.08
01030501160	TE SIMPLES PVC DIN 90. 160	19.21
01030501200	TE SIMPLES PVC DIN 90. 200	35.04
01030501250	TE SIMPLES PVC DIN 90. 250	168.04
01030501315	TE SIMPLES PVC DIN 90. 315	400.88
01030501400	TE SIMPLES PVC DIN 90. 400	645.40
01030501500	TE SIMPLES PVC DIN 90. 500	1090.9
TES SIMPLES PVC UNI 90.		
01030506075	TE SIMPLES PVC UNI 90. 75	2.85



01030506090	TE SIMPLES PVC UNI 90. 90	3.00
01030506110	TE SIMPLES PVC UNI 90. 110	3.64
01030506125	TE SIMPLES PVC UNI 90. 125	4.81

TES SIMPLES REDUCAO PVC DIN 90.

01030502040032	TE SIMPLES RED.PVC DIN 90. 40X32	9.47
01030502075040	TE SIMPLES RED.PVC DIN 90. 75X40	4.61
01030502075050	TE SIMPLES RED.PVC DIN 90. 75X50	4.61
01030502090040	TE SIMPLES RED.PVC DIN 90. 90X40	4.72
01030502090050	TE SIMPLES RED.PVC DIN 90. 90X50	5.00
01030502090075	TE SIMPLES RED.PVC DIN 90. 90X75	5.31
01030502110040	TE SIMPLES RED.PVC DIN 90. 110X40	5.31
01030502110050	TE SIMPLES RED.PVC DIN 90. 110X50	5.43
01030502110075	TE SIMPLES RED.PVC DIN 90. 110X75	7.73
01030502110090	TE SIMPLES RED.PVC DIN 90. 110X90	7.75
01030502125050	TE SIMPLES RED.PVC DIN 90. 125X50	19.16
01030502125075	TE SIMPLES RED.PVC DIN 90. 125X75	8.11
01030502125090	TE SIMPLES RED.PVC DIN 90. 125X90	8.20
01030502125110	TE SIMPLES RED.PVC DIN 90. 125X110	9.20
01030502140110	TE SIMPLES RED.PVC DIN 90. 140X110	20.57
01030502160125	TE SIMPLES RED.PVC DIN 90. 160X125	24.01
01030502200125	TE SIMPLES RED.PVC DIN 90. 200X125	32.39
01030502200160	TE SIMPLES RED.PVC DIN 90. 200X160	38.40

TUBOS PVC P/ESGOTO**TUBOS ESGOTO DOMESTICO - SERIE B**

01030102032	TUBO PVC ESGOTO-SERIE B EN1329 DN32	1.97
01030102040	TUBO PVC ESGOTO-SERIE B EN1329 DN40	2.28
01030102050	TUBO PVC ESGOTO-SERIE B EN1329 DN50	2.90
01030102075	TUBO PVC ESGOTO-SERIE B EN1329 DN75	4.44
01030102090	TUBO PVC ESGOTO-SERIE B EN1329 DN90	5.36
01030102110	TUBO PVC ESGOTO-SERIE B EN1329 DN110	7.00
01030102125	TUBO PVC ESGOTO-SERIE B EN1329 DN125	7.95
01030102160	TUBO PVC ESGOTO-SERIE B EN1329 DN160	10.91
01030102200	TUBO PVC ESGOTO-SERIE B EN1329 DN200	16.65
01030102250	TUBO PVC ESGOTO-SERIE B EN1329 DN250	26.14
01030102315	TUBO PVC ESGOTO-SERIE B EN1329 DN315	41.68

TUBOS PVC DIN 4KG (C/ANEL)

01030101032	TUBO PVC DIN 4KG/32	1.26
01030101040	TUBO PVC DIN 4KG/40	1.29
01030101050	TUBO PVC DIN 4KG/50	1.60
01030101063	TUBO PVC DIN 4KG/63	2.07
01030101075	TUBO PVC DIN 4KG/75	2.45
01030101090	TUBO PVC DIN 4KG/90	3.04
01030101110	TUBO PVC DIN 4KG/110	4.42
01030101125	TUBO PVC DIN 4KG/125	5.68
01030101140	TUBO PVC DIN EN13476 4KG/140 ESTRUT.	6.98
01030101140C	TUBO PVC DIN EN1401 4KG/140 COMPACT.	8.74
01030101160	TUBO PVC DIN EN13476 4KG/160 ESTRUT.	8.54
01030101160C	TUBO PVC DIN EN1401 4KG/160 COMPACT.	11.40
01030101200	TUBO PVC DIN EN14376 4KG/200 ESTRUT.	12.81
01030101200C	TUBO PVC DIN EN1401 4KG/200 COMPACT.	17.12
01030101250	TUBO PVC DIN 4KG/250	24.76
01030101250C	TUBO PVC DIN EN1401 SN2/250 COMPACT.	26.74
01030101315	TUBO PVC DIN 4KG/315	39.51
01030101315C	TUBO PVC DIN EN1401 SN2/315 COMPACT.	42.68

TUBOS PVC HIDRONIL P/ROSCAR

01030106020	TUBO HIDRONIL 1/2	1.20
01030106025	TUBO HIDRONIL 3/4	1.72
01030106032	TUBO HIDRONIL 1	2.65
01030106040	TUBO HIDRONIL 1 1/4	3.82



01030106050	TUBO HIDRONIL 11/2	4.86
01030106063	TUBO HIDRONIL 2	7.18
01030106075	TUBO HIDRONIL 21/2	9.69
01030106090	TUBO HIDRONIL 3	11.95

TUBOS PVC P/ESGOTO UNI 2,5KG (COLAR)

01030103063	TUBO PVC UNI 2,5KG/63	1.91
01030103075	TUBO PVC UNI 2,5KG/75	2.13
01030103090	TUBO PVC UNI 2,5KG/90	2.64
01030103110	TUBO PVC UNI 2,5KG/110	3.45
01030103125	TUBO PVC UNI 2,5KG/125	4.46

TUBOS PVC RECTANGULAR P/VENTILAÇÃO

0103010501	TUBO PVC RECTANG.80X40	6.20
------------	------------------------	------

UNIOES PVC P/ESGOTO**UNIOES PVC DIN**

01030601032	UNIAO PVC DIN 32	1.00
01030601040	UNIAO PVC DIN 40	1.13
01030601050	UNIAO PVC DIN 50	1.24
01030601063	UNIAO PVC DIN 63	2.18
01030601075	UNIAO PVC DIN 75	1.85
01030601090	UNIAO PVC DIN 90	2.15
01030601110	UNIAO PVC DIN 110	2.48
01030601125	UNIAO PVC DIN 125	3.17
01030601140	UNIAO PVC DIN 140	14.09
01030601160	UNIAO PVC DIN 160	17.89
01030601200	UNIAO PVC DIN 200	25.00
01030601250	UNIAO PVC DIN 250	53.19
01030601315	UNIAO PVC DIN 315	82.02
01030601400	UNIAO PVC DIN 400	411.45

UNIOES PVC P/TUBO RECTANGULAR

0103060201	UNIAO PVC P/TUBO RECTANG.75X80X40	4.96
------------	-----------------------------------	------

TUBOS / ACESSORIOS SILENT-PP GEBERI**ABRACADEIRAS SILENT-****ABRACADEIRAS SILENT-PP C/ISOLAM.C/ROSCA**

01581501040	390199261 ABRACAD.PP C/ISOL.40 M8/10	1.70
01581501050	390299261 ABRACAD.PP C/ISOL.50 M8/10	1.70
01581501075	390399261 ABRACAD.PP C/ISOL.75 M8/10	3.20
01581501090	390499261 ABRACAD.PP C/ISOL.90 M8/10	3.30
01581501110	390599261 ABRACAD.PP C/ISOL.110 M8/10	3.40
01581501125	390699261 ABRACAD.PP C/ISOL.125 M8/10	5.40
01581501160	390799261 ABRACAD.PP C/ISOL.160 M8/10	6.60

ADAP.TRANSICAO SILEN**ADAP.TRANSIÇÃO SILENT-PP GEBERIT P/F.F.**


01581001040056	390295141 ADAP.TRANSICAO P F.F.DN 40-56	3.80
01581001056075	390395141 ADAP.TRANSICAO P F.F.DN 56-75	4.90
01581001090080	390495141 ADAP.TRANSICAO P F.F.DN 75-90	5.60

BOCAS LIMPEZAS 90.SI**BOCAS LIMPEZA 90. SILENT-PP DE ABOCARDAR**

01581101050	390227141 BOCA LIMPEZA SILENT PP 50	12.90
01581101075	390327141 BOCA LIMPEZA SILENT PP 75	11.00
01581101090	390427141 BOCA LIMPEZA SILENT PP 90	15.00
01581101110	390527141 BOCA LIMPEZA SILENT PP 110	16.30
01581101125	390627141 BOCA LIMPEZA SILENT PP 125	36.20
01581101160	390727141 BOCA LIMPEZA SILENT PP 160	72.00

CURVAS SILENT-PP GEB**CURVAS 15° SILENT-PP GEBERIT**

01580201110	390520141 CURVA 15.SILENT-PP 110	4.85
-------------	----------------------------------	------

CURVAS 45° SILENT-PP GEBERIT

01580203032	390022141 CURVA 45.SILENT-PP 32	1.70
01580203040	390122141 CURVA 45.SILENT-PP 40	1.50
01580203050	390222141 CURVA 45.SILENT-PP 50	1.90
01580203075	390322141 CURVA 45.SILENT-PP 75	3.60
01580203090	390422141 CURVA 45.SILENT-PP 90	4.70
01580203110	390522141 CURVA 45.SILENT-PP 110	4.70
01580203125	390622141 CURVA 45.SILENT-PP 125	10.70
01580203160	390722141 CURVA 45.SILENT-PP 160	17.20

CURVAS 87,5° SILENT-PP GEBERIT

01580205032	390024141 CURVA 87.5.SILENT-PP 32	1.90
01580205040	390124141 CURVA 87.5.SILENT-PP 40	1.90
01580205050	390224141 CURVA 87.5.SILENT-PP 50	2.50
01580205075	390324141 CURVA 87.5.SILENT-PP 75	5.00
01580205090	390424141 CURVA 87.5.SILENT-PP 90	5.10
01580205110	390524141 CURVA 87.5.SILENT-PP 110	5.70
01580205125	390624141 CURVA 87.5.SILENT-PP 125	16.10
01580205160	390724141 CURVA 87.5.SILENT-PP 160	26.60

CURVAS ABORCARD.C/RED.GEBERIT SILENT-PP

01580208040050	390225141 CURVA ABOR.RED.SILENT-PP 40/50	3.20
----------------	--	------

CURVAS DESCARGA 87,5 SILENT-PP P/SANITA

01580209090	390493111 CURVA DESC.87,5 S-PP 90 SANI.B	20.00
-------------	--	-------

CURVAS ESG.GEBERIT SILENT-PP ABORCARDAR

01580207040	390183141 CURVA ESG.GEBERIT SILENT-PP 40	3.20
-------------	--	------

FORQUILHAS SILENT-PP**FORQ.C/ENTRAD.CURVA COMB.87.5 SILENT-PP**

01580309110110050	390558141 FORQ.C/ENT.CURV.87, 110X110X50	52.80
-------------------	--	-------

FORQ.PARALE.DUPLA 45° SILENT PP GEBERIT

01580307110	390557141 FOR.PARAL.DUP.45.SILENT PP 110	43.40
-------------	--	-------

FORQUILHAS 45° DUPLA SILENT-PP GEBERIT

01580305090050	390469141 FORQ.DUP.SILENT-PP45 90/50	20.90
01580305110050	390569141 FORQ.DUP.SILENT-PP45 110/50	21.70

FORQUILHAS 45° SILENT-PP GEBERIT

01580301032032	390030141 FORQ.45.SILENT-PP 32/32	3.80
01580301040032	390130141 FORQ.45.SILENT-PP 40/32	3.90
01580301040040	390131141 FORQ.45.SILENT-PP 40/40	4.00
01580301050032	390230141 FORQ.45.SILENT-PP 50/32	4.80
01580301050040	390231141 FORQ.45.SILENT-PP 50/40	5.00
01580301050050	390232141 FORQ.45.SILENT-PP 50/50	4.50
01580301075040	390331141 FORQ.45.SILENT-PP 75/40	6.90
01580301075050	390332141 FORQ.45.SILENT-PP 75/50	6.30
01580301075075	390333141 FORQ.45.SILENT-PP 75/75	6.90
01580301090050	390432141 FORQ.45.SILENT-PP 90/50	10.40
01580301090075	390433141 FORQ.45.SILENT-PP 90/75	10.70
01580301090090	390434141 FORQ.45.SILENT-PP 90/90	10.50
01580301110040	390531141 FORQ.45.SILENT-PP 110/40	11.60
01580301110050	390532141 FORQ.45.SILENT-PP 110/50	11.30
01580301110075	390533141 FORQ.45.SILENT-PP 110/75	11.60
01580301110090	390534141 FORQ.45.SILENT-PP 110/90	11.40
01580301110110	390535141 FORQ.45.SILENT-PP 110/110	10.80
01580301125090	390634141 FORQ.45.SILENT-PP 125/90	25.30
01580301125110	390635141 FORQ.45.SILENT-PP 125/110	26.30
01580301125125	390636141 FORQ.45.SILENT-PP 125/125	39.70
01580301160110	390735141 FORQ.45.SILENT-PP 160/110	41.00
01580301160125	390736141 FORQ.45.SILENT-PP 160/125	68.00
01580301160160	390737141 FORQ.45.SILENT-PP 160/160	61.80

FORQUILHAS 87,5° DUPLA SILENT-PP GEBERIT

01580304090050	390456141 FORQ.DUP.SILENT-PP45 90/50	48.80
01580304090090	390466141 FORQ.DUP.SILENT-PP87.5 90/90	47.10



01580304110075	390567141 FORQ.DUP SILENT-PP87.5 110/75	62.40
01580304110110	390566141 FORQ.DUP.SILENT-PP87.5 110/110	49.90
01580308125110	390665141 FORQ. 87,5 DUP.SIL.-PP 125/110	35.70

FORQUILHAS 87,5° SILENT-PP GEBERIT

01580302040040	390147141 FORQ.87,5.SILENT-PP 40/40	4.10
01580302050050	390248141 FORQ.87,5.SILENT-PP 50/50	5.00
01580302075050	390348141 FORQ.87,5.SILENT-PP 75/50	6.90
01580302075075	390349141 FORQ.87,5.SILENT-PP 75/75	6.90
01580302090050	390448141 FORQ.87,5.SILENT-PP 90/50	10.50
01580302090075	390449141 FORQ.87,5.SILENT-PP 90/75	10.70
01580302110040	390547141 FORQ.87,5.SILENT-PP 110/40	11.40
01580302110050	390548141 FORQ.87,5.SILENT-PP 110/50	11.40
01580302110075	390549141 FORQ.87,5.SILENT-PP 110/75	11.60
01580302110090	390554141 FORQ.87,5.SILENT-PP SW 110/90	11.60
01580302110110	390555141 FORQ.87,5.SILENT-PP 110/110	11.20
01580302125090	390650141 FORQ.87,5.SILENT-PP 125/90	26.80
01580302125110	390651141 FORQ.87,5.SILENT-PP 125/110	26.30
01580302125125	390652141 FORQ.87,5.SILENT-PP 125/125	39.70
01580302160110	390751141 FORQ.87,5.SILENT-PP 160/110	41.00
01580302160160	390753141 FORQ.87,5.SILENT-PP 160/160	61.80

FORQUILHAS 87.5 (SWEPT ENTRY) ABOCARDAR

01580303090090	390454141 FORQ.SILENT-PP 87.5 SW..90/90	11.00
----------------	---	-------

FORQUILHAS CANTO 87,5° SILENT PP GEBERIT

01580306110	390559141 FOR.CANT.87,5 SILEN.PP 110/110	51.80
-------------	--	-------

ISOLAMENTOS GEBERIT**MANTA ISOL.PRE-CORT.S/CHUMB.B2 AUTO-ADES**

0158180402	356010001 MANTA ISOL.AUTO.ADESIVA	36.60
0158180403	356015001 MANTA ISOL.AUTO.ADESIVA	73.10
0158180404	356016001 MANTA ISOL.AUTO.ADESIVA	86.30
01581804075	356011001 MANTA ISOL.AUTO.ADESIVA 75	41.00
01581804090	356012001 MANTA ISOL.AUTO.ADESIVA 90	47.60
01581804110	356013001 MANTA ISOL.AUTO.ADESIVA 110	53.20
01581804125	356014001 MANTA ISOL.AUTO.ADESIVA 125	63.10

JUNTAS DILATAÇÃO SIL**JUNTAS ABOCARDAR DUPLAS SILENT-PP**

01580601075	390318141 JUNTA DILATAÇÃO SILENT PP 75	6.80
01580601090	390418141 JUNTA DILATAÇÃO SILENT PP 90	10.20

REDUÇÕES CONCENTRICA**REDUÇÕES CONCENTRICAS GEBERIT SILENT-PP**

015805014032	390179141 RED.CONCENTRI.SILENT-PP 40X32	2.90
015805015040	390278141 RED.CONCENTRI.SILENT-PP 50X40	2.80

REDUÇÕES EXCENTRICAS**REDUÇÕES EXCENTRICAS CURTAS SILENT-PP**

01580402075050	390373141 RED.EXCENT.CURT.75/50 SILENTPP	3.70
01580402090050	390474141 RED.EXCENT.CURT.90/50 SILENTPP	5.10
01580402090075	390475141 RED.EXCENT.CURT.90/75 SILENTPP	7.70
01580402110050	390575141 RED.EXCENT.CURT.110/50 SILENTPP	5.20
01580402110075	390576141 RED.EXCENT.CURT.110/75 SILENTPP	5.70
01580402110090	390577141 RED.EXCENT.CURT.110/90 SILENTPP	6.60

REDUÇÕES EXCENTRICAS SILENT-PP

01580401050032	390279141 REDUCAO EXCENT.50/32 SILENTPP	4.30
01580401050040	390271141 REDUCAO EXCENT.50/40 SILENTPP	2.80
01580401075050	390372141 REDUCAO EXCENT.75/50 SILENTPP	3.70
01580401090040	390471141 REDUCAO ECENT .90/40 SILENTPP	5.00
01580401090050	390472141 REDUCAO EXCENT.90/50 SILENTPP	5.00
01580401090075	390473141 REDUCAO EXCENT.90/75 SILENTPP	5.00
01580401110040	390571141 REDUCAO EXCENT.110/40 SILENTPP	5.30
01580401110050	390572141 REDUCAO EXCENT.110/50 SILENTPP	5.10



01580401110075	390573141 REDUCAO EXCENT.110/75 SILENTPP	5.30
01580401110090	390574141 REDUCAO EXCENT.110/90 SILENTPP	5.80
01580401125110	390675141 REDUCAO EXCENT.125/110 SILENTP	9.70
01580401160110	390775141 REDUCAO EXCENT.160/110 SIL.PP	14.50
01580401160125	390776141 RED.EXCENT.160/125 SILENT-PP	18.70

TAMPAOS SILENT-PP GE**TAMPOES SILENT-PP GEBERIT**

01580901050	390228141 TAMPAAO SILENT-PP 50	2.80
01580901075	390328141 TAMPAAO SILENT-PP 75	3.70
01580901090	390428141 TAMPAAO SILENT-PP 90	7.70
01580901110	390528141 TAMPAAO SILENT-PP 110	8.20
01580901125	390628141 TAMPAAO SILENT-PP 125	11.00
01580901160	390728141 TAMPAAO SILENT-PP 160	20.00

TUBOS DESC.GEBERIT S**TUBOS DESC.GEBERIT SILENT-PP**

01581201110	390592111 TUBO DESC.SILENT-PP 110 P/SANT	20.40
-------------	--	-------

TUBOS SILENT-PP GEBE**TUBOS C/1 PONTA ABOCARDAR SILENT-PP GEB.**

01580101032300	390007141 TUBO SILENT-PP C/1P.AB32 300	11.90
01580101040050	390102141 TUBO SILENT-PP C/1P.AB40 50	2.70
01580101040100	390104141 TUBO SILENT-PP C/1P.AB40 100	4.00
01580101040150	390105141 TUBO SILENT-PP C/1P.AB40 150	7.00
01580101040200	390106141 TUBO SILENT-PP C/1P.AB40 200	8.50
01580101040300	390107141 TUBO SILENT-PP C/1P.AB40 300	11.80
01580101050025	390201141 TUBO SILENT-PP C/1P.AB50 25	2.10
01580101050050	390202141 TUBO SILENT-PP C/1P.AB50 50	2.80
01580101050100	390204141 TUBO SILENT-PP C/1P.AB50 100	4.30
01580101050150	390205141 TUBO SILENT-PP C/1P.AB50 150	7.10
01580101050200	390206141 TUBO SILENT-PP C/1P.AB 50 200	9.20
01580101050300	390207141 TUBO SILENT-PP C/1P.AB 50 300	13.60
01580101075050	390302141 TUBO SILENT-PP C/1P.AB75 50	5.30
01580101075100	390304141 TUBO SILENT-PP C/1P.AB75 100	7.40
01580101075150	390305141 TUBO SILENT-PP C/1P.AB75 150	10.90
01580101075200	390306141 TUBO SILENT-PP C/1P.AB 75 200	14.20
01580101075300	390307141 TUBO SILENT-PP C/1P.AB 75 300	20.20
01580101090025	390401141 TUBO SILENT-PP C/1P.AB90 25	4.70
01580101090050	390402141 TUBO SILENT-PP C/1P.AB90 50	7.10
01580101090100	390404141 TUBO SILENT-PP C/1P.AB90 100	11.10
01580101090150	390405141 TUBO SILENT-PP C/1P.AB90 150	15.50
01580101090200	390406141 TUBO SILENT-PP C/1P.AB90 200	20.80
01580101090300	390407141 TUBO SILENT-PP C/1P.AB90 300	28.70
01580101110025	390501141 TUBO SILENT-PP C/1P.AB110 25	5.20
01580101110050	390502141 TUBO SILENT-PP C/1P.AB110 50	8.00
01580101110100	390504141 TUBO SILENT-PP C/1P.AB110 100	12.50
01580101110150	390505141 TUBO SILENT-PP C/1P.AB110 150	17.40
01580101110200	390506141 TUBO SILENT-PP C/1P.AB110 200	23.40
01580101110300	390507141 TUBO SILENT-PP C/1P.AB110 300	32.30
01580101125025	390601141 TUBO SILENT-PP C/1P.AB125 25	7.90
01580101125050	390602141 TUBO SILENT-PP C/1P.AB125 40	11.30
01580101125100	390604141 TUBO SILENT-PP C/1P.AB125 100	18.30
01580101125150	390605141 TUBO SILENT-PP C/1P.AB125 150	24.90
01580101125200	390606141 TUBO SILENT-PP C/1P.AB125 200	33.90
01580101125300	390607141 TUBO SILENT-PP C/1P.AB125 300	45.40
01580101160100	390704141 TUBO SILENT-PP C/1P.AB160 100	27.40
01580101160150	390705141 TUBO SILENT-PP C/1P.AB160 150	37.40
01580101160200	390706141 TUBO SILENT-PP C/1P.AB160 200	50.90
01580101160300	390707141 TUBO SILENT-PP C/1P.AB160 300	69.50

TUBOS C/2 PONTA ABOCARDAR SILENT-PP GEB.

01580102040100	390111141 TUBO SILENT-PP C/2P.AB40 100	5.50
----------------	--	------



01580102040150	390112141 TUBO SILENT-PP C/2P.AB40 150	9.00
01580102040200	390113141 TUBO SILENT-PP C/2P.AB40 200	10.30
01580102040300	390114141 TUBO SILENT-PP C/2P.AB40 300	16.00
01580102050050	390210141 TUBO SILENT-PP C/2P.AB50 50	4.60
01580102050150	390212141 TUBO SILENT-PP C/2P.AB50 150	9.30
01580102050200	390213141 TUBO SILENT-PP C/2P.AB50 200	11.40
01580102050300	390214141 TUBO SILENT-PP C/2P.AB50 300	17.60
01580102075050	390310141 TUBO SILENT-PP C/2P.AB75 50	7.50
01580102075100	390311141 TUBO SILENT-PP C/2P.AB75 100	9.20
01580102075150	390312141 TUBO SILENT-PP C/2P.AB75 150	13.50
01580102075200	390313141 TUBO SILENT-PP C/2P.AB75 200	17.10
01580102075300	390314141 TUBO SILENT-PP C/2P.AB75 300	24.90
01580102090050	390410141 TUBO SILENT-PP C/2P.AB90 50	9.20
01580102090100	390411141 TUBO SILENT-PP C/2P.AB90 100	12.70
01580102090150	390412141 TUBO SILENT-PP C/2P.AB90 150	18.80
01580102090200	390413141 TUBO SILENT-PP C/2P.AB90 200	23.70
01580102090300	390414141 TUBO SILENT-PP C/2P.AB90 300	34.20
01580102110100	390511141 TUBO SILENT-PP C/2P.AB110 100	15.30
01580102110200	390513141 TUBO SILENT-PP C/2P.AB110 200	28.60
01580102110300	390514141 TUBO SILENT-PP C/2P.AB110 300	41.10

UNIOES SILENT-PP GEB**UNIOES ABOCARDAR C/BATSILENT-PP GEBERIT**

01580801032	390016141 UNIAO SILENT-PP 32	4.90
01580801040	390116141 UNIAO SILENT-PP 40	2.60
01580801050	390216141 UNIAO SILENT-PP 50	2.70
01580801075	390316141 UNIAO SILENT-PP 75	3.80
01580801090	390416141 UNIAO SILENT-PP 90	6.40
01580801110	390516141 UNIAO SILENT-PP 110	6.20
01580801125	390616141 UNIAO SILENT-PP 125	26.10
01580801160	390716141 UNIAO SILENT-PP 160	18.10

UNIOES ABOCARDAR SILENT-PP GEBERIT

01580802075	390317141 UNIAO ABOC.SILENT-PP 75	3.80
01580802090	390417141 UNIAO ABOC.SILENT-PP 90	6.20
01580802110	390517141 UNIAO ABOC.SILENT-PP 110	6.50

TUBOS / ACESSORIOS SISTEMA PP-R VIS**CASQUILHOS SISTEMA P****CASQUILHOS C/UNIAO FEMEO SIST.TOP ST15**

01650505020020	V15 CASQ.C/UNIAO F.VISSEN 20X1/2 F	2.61
01650505025025	V15 CASQ.C/UNIAO F.VISSEN 25X3/4 F	3.35

CASQUILHOS ROSCA FEMEA SIST.TOP ST13

01650502020020	V13 CASQ.ROSC.F.VISSEN PP-R 20X1/2 F	1.59
01650502020025	V13 CASQ.ROSC.F.VISSEN PP-R 20X3/4 F	2.11
01650502025020	V13 CASQ.ROSC.F.VISSEN PP-R 25X1/2 F	1.74
01650502025025	V13 CASQ.ROSC.F.VISSEN PP-R 25X3/4 F	2.11
01650502032025	V13 CASQ.ROSC.F.VISSEN PP-R 32X3/4 F	2.36
01650502032032	V13 CASQ.ROSC.F.VISSEN PP-R 32X1 F	2.85
01650502040040	V13 CASQ.ROSC.F.VISSEN PP-R 40X11/4 F	14.21
01650502050050	V13 CASQ.ROSC.F.VISSEN PP-R 50X11/2 F	19.36
01650502063063	V13 CASQ.ROSC.F.VISSEN R 63X2 F	28.10

CASQUILHOS ROSCA MACHO SIST.TOP ST11

01650501020020	V11 CASQ.ROSC.M.VISSEN PP-R 20X1/2 M	1.50
01650501020025	V11 CASQ.ROSC.M.VISSENPP-R 20X3/4 M	2.48
01650501025020	V11 CASQ.ROSC.M.VISSEN PP-R 25X1/2 M	1.99
01650501025025	V11 CASQ.ROSC.M.VISSEN PP-R 25X3/4 M	2.48
01650501032025	V11 CASQ.ROSC.M.VISSEN PP-R 32X3/4 M	2.73
01650501032032	V11 CASQ.ROSC.M.VISSEN PP-R 32X1 M	3.72
01650501040040	V11 CASQ.ROSC.M.VISSEN PP-R 40X11/4 M	17.43
01650501050050	V11 CASQ.ROSC.M.VISSEN PP-R 50X11/2 M	21.28



01650501063063	V11 CASQ.ROSC.M.VISSEN PP-R 63X2 M	33.56
JOELHOS SISTEMA PP-R		
JOELHOS 90. ROSC.FEM.C/PATER COPRAX K83		
0165030802020	V83 JOELHO 90 ROSC.F.C/PATER VISS 20X1/2	1.74
01650308025020	V83 JOELHO 90 ROSC.F.C/PATER VISS 25X1/2	1.92
JOELHOS A 45. SIST.TOP ST70		
01650303020	V70 JOELHO A 45 VISSEN PP-R 20	0.28
01650303025	V70 JOELHO A 45 VISSEN PP-R 25	0.38
01650303032	V70 JOELHO A 45 VISSEN PP-R 32	0.57
01650303040	V70 JOELHO A 45 VISSEN PP-R 40	1.40
01650303050	V70 JOELHO A 45 VISSEN PP-R 50	2.33
01650303063	V70 JOELHO A 45 VISSEN PP-R 63	4.39
JOELHOS A 90. ROSCA FEMEA SIST.TOP23		
01650305020020	V23 JOELHO 90 ROSC.F.VISSEN 20X1/2F	1.74
01650305025020	V23 JOELHO 90 ROSC.F.VISSEN 25X1/2F	1.92
01650305025025	V23 JOELHO 90 ROSC.F.VISSEN 25X3/4F	2.23
01650305032025	V23 JOELHO 90 ROSC.F.VISSEN 32X3/4F	2.48
01650305032032	V23 JOELHO 90 ROSC.F.VISSEN 32X1F	2.98
JOELHOS A 90. ROSCA MACHO SIST.TOP ST21		
01650304020020	V21 JOELHO 90 ROSC.M.VISSEN 20X1/2M	1.92
01650304025025	V21 JOELHO 90 ROSC.M.VISSEN 25X3/4M	2.73
01650304032032	V21 JOELHO 90 ROSC.M.VISSEN 32X1M	4.65
JOELHOS A 90. SISTEMA 20		
01650301020	V20 JOELHO A 90 VISSEN PP-R 20	0.20
01650301025	V20 JOELHO A 90 VISSEN PP-R 25	0.33
01650301032	V20 JOELHO A 90 VISSEN PP-R 32	0.54
01650301040	V20 JOELHO A 90 VISSEN PP-R 40	1.40
01650301050	V20 JOELHO A 90 VISSEN PP-R 50	2.33
01650301063	V20 JOELHO A 90 VISSEN PP-R 63	4.39
01650301075	V20 JOELHO A 90 VISSEN PP-R 75	7.79
JUNCOES SISTEMA PP-R		
JUNCOES (3 PEÇAS) PP-R VISSEN V92		
01650901020	V92 JUNÇÃO (3 PEÇAS) PP-R VISSEN 20	7.76
01650901025	V92 JUNÇÃO (3 PEÇAS) PP-R VISSEN 25	10.42
01650901032	V92 JUNÇÃO (3 PEÇAS) PP-R VISSEN 32	12.78
01650901040	V92 JUNÇÃO (3 PEÇAS) PP-R VISSEN 40	17.43
MAQUINAS & FERRAM.SI		
POLIFUSORAS E MATRIZES P/SISTEMA TOP		
01651202001	POLIFUSORA 3 POSIÇÕES VISSEN	242.00
01651202020	MATRIZ 20 - 1/2 VISSEN PP-R	19.69
01651202025	MATRIZ 25 - 3/4 VISSEN PP-R	21.00
01651202032	MATRIZ 32 - 1 VISSEN PP-R	23.63
01651202040	MATRIZ 40- 1 1/4 VISSEN PP-R	31.50
01651202050	MATRIZ 50- 1 1/2 VISSEN PP-R	36.75
01651202063	MATRIZ 63- 2 VISSEN PP-R	49.88
TESOURAS SISTEMA TOP		
0165120101	TESOURA P/TUBO VISSEN PP-R 0-40	56.65
REDUCOES SISTEMA PP-		
REDUCOES SISTEMA TOP ST41		
01650701025020	V41 RED.F/F VISSEN PP-R 25X20	0.21
01650701032020	V41 RED.F/F VISSEN PP-R 32X20	0.28
01650701032025	V41 RED.F/F VISSEN PP-R 32X25	0.29
01650701040020	V41 RED.F/F VISSEN PP-R 40X20	0.38
01650701040025	V41 RED.F/F VISSEN PP-R 40X25	0.39
01650701040032	V41 RED.F/F VISSEN PP-R 40X32	0.46
01650701050025	V41 RED.F/F VISSEN PP-R 50X25	0.52
01650701050032	V41 RED.F/F VISSEN PP-R 50X32	0.62
01650701050040	V41 RED.F/F VISSEN PP-R 50X40	0.69



01650701063032	V41 RED.F/F VISSSEN PP-R 63X32	0.98
01650701063040	V41 RED.F/F VISSSEN PP-R 63X40	1.14
01650701063050	V41 RED.F/F VISSSEN PP-R 63X50	1.29
01650701090050	V41 RED.F/F VISSSEN PP-R 90X50	5.10

TACOS SISTEMA PP-R V**TACOS SISTEMA PP-R VISSSEN V99**

01651001020	V99 TACO VISSSEN PP-R 20	0.15
01651001025	V99 TACO VISSSEN PP-R 25	0.28

TAMPOES SISTEMA PP-R**TAMPOES SISTEMA TOP ST60**

01650801020	V60 TAMPAO VISSSEN PP-R 20	0.14
01650801025	V60 TAMPAO VISSSEN PP-R 25	0.23
01650801032	V60 TAMPAO VISSSEN PP-R 32	0.51
01650801040	V60 TAMPAO VISSSEN PP-R 40	0.98
01650801050	V60 TAMPAO VISSSEN PP-R 50	2.02
01650801063	V60 TAMPAO VISSSEN PP-R 63	3.62

TES SISTEMA PP-R VIS**TES C/ROSC.FEMEA SISTEMA TOP ST33**

01650404020020020	V33 TE C/ROSC.F.VISSSEN 20X1/2 FX20	1.68
01650404025020025	V33 TE C/ROSC.F.VISSSEN 25X1/2 FX25	1.92
01650404025025025	V33 TE C/ROSC.F.VISSSEN 25X3/4 FX25	2.36
01650404032025032	V33 TE C/ROSC.F.VISSSEN 32X3/4 FX32	2.98
01650404032032032	V33 TE C/ROSC.F.VISSSEN 32X1 FX32	3.47

TES C/ROSC.MACHO SISTEMA TOP ST31

01650403020	V31 TE C/ROSC.M.VISSSEN 20X1/2 MX20	1.99
01650403025	V31 TE C/ROSC.M.VISSSEN 25X3/4 MX25	2.73
01650403032	V31 TE C/ROSC.M.VISSSEN 32X1 MX32	4.47

TES REDUZIDOS SISTEMA TOP ST35

01650402025020025	V35 TE RED.VISSSEN PP-R 25X20X25	0.44
01650402032020032	V35 TE RED.VISSSEN PP-R 32X20X32	0.83
01650402032025032	V35 TE RED.VISSSEN PP-R 32X25X32	0.83
01650402040020040	V35 TE RED.VISSSEN PP-R 40X20X40	1.81
01650402040025040	V35 TE RED.VISSSEN PP-R 40X25X40	1.81
01650402040032040	V35 TE RED.VISSSEN PP-R 40X32X40	1.81
01650402050025050	V35 TE RED.VISSSEN PP-R 50X25X50	2.69
01650402050032050	V35 TE RED.VISSSEN PP-R 50X32X50	2.69
01650402050040050	V35 TE RED.VISSSEN PP-R 50X40X50	2.69
01650402063032063	V35 TE RED.VISSSEN PP-R 63X32X63	6.20
01650402063040063	V35 TE RED.VISSSEN PP-R 63X40X63	6.20
01650402063050063	V35 TE RED.VISSSEN PP-R 63X50X63	6.20

TES SISTEMA TOP ST30

01650401020	V30 TE VISSSEN PP-R 20	0.32
01650401025	V30 TE VISSSEN PP-R 25	0.42
01650401032	V30 TE VISSSEN PP-R 32	0.77
01650401040	V30 TE VISSSEN PP-R 40	1.50
01650401050	V30 TE VISSSEN PP-R 50	2.48
01650401063	V30 TE VISSSEN PP-R 63	5.12

TORNEIRAS SISTEMA PP**ACESSORIO P/TORNEIRAS CORTE SIS.TOP ST50**

01651103020025	V50 CASTELO/ESPELHO/PROTECCAO 20/25	9.10
----------------	-------------------------------------	------

CASTELOS P/PASSADORES PP-R

01651110020	CASTELO P/PASS.PPR 1/2 CURTO	4.19
-------------	------------------------------	------

CORPOS P/TORNEIRAS CORTE SISTEMA TOP

01651102020025	V50 CORPO 20X3/4-TORN.CORTE VISSSEN	4.50
01651102025025	V50 CORPO 25X3/4-TORN.CORTE VISSSEN	5.42

TORNEIRA DE CORTE ESFERA TOP ST51

01651106020	V52 TORNEIRA CORTE C/MANIPULO V20	13.54
-------------	-----------------------------------	-------



TORNEIRAS CORTE SISTEMA TOP ST50

01651101020025	V50 TORNEIRA CORTE VISSEN 20X3/4	12.02
01651101025025	V50 TORNEIRA CORTE VISSEN 25X3/4	13.54
01651101032032	V50 TORNEIRA CORTE VISSEN 25X1	23.90

TUBOS SISTEMA PP-R V**TUBOS SISTEMA PP-R VISSEN PN20**

01650101020	T00 TUBO VISSEN PP-R PN20 20X3.4	1.28
01650101025	T00 TUBO VISSEN PP-R PN20 25X4.2	1.97
01650101032	T00 TUBO VISSEN PP-R PN20 32X5.4	3.14
01650101040	T00 TUBO VISSEN PP-R PN20 40X6.7	6.35
01650101050	T00 TUBO VISSEN PP-R PN20 50X8.4	9.65
01650101063	T00 TUBO VISSEN PP-R PN20 63X10.5	15.10

**UNIOES SISTEMA PP-R****UNIOES CRUZAMENTO SIST.PP-R VISSEN V90**

01650202020	V90 UNIAO CRUZAMENTO VISSEN PP-R 20	1.35
01650202025	V90 UNIAO CRUZAMENTO VISSEN PP-R 25	1.68
01650202032	V90 UNIAO CRUZAMENTO VISSEN PP-R 32	2.28

UNIOES SISTEMA PP-R VISSEN V10

01650201020	V10 UNIAO VISSEN PP-R 20	0.17
01650201025	V10 UNIAO VISSEN PP-R 25	0.24
01650201032	V10 UNIAO VISSEN PP-R 32	0.41
01650201040	V10 UNIAOVISSEN PP-R 40	0.86
01650201050	V10 UNIAO VISSEN PP-R 50	1.47
01650201063	V10 UNIAO VISSEN PP-R 63	2.53

TUBOS COBRE SANITARIO / CLIMATIZAÇA**TUBOS COBRE C/ISOLAM****TUBOS COBRE C/ISOLAMENTO 14 MM DUOSOLAR**

011302011415E25	TUBO COBRE C/ISOLAM.15X14MM/E25 DUOSOLAR	50.56
-----------------	--	-------

TUBOS COBRE VARA/RL**TUBO COBRE REFRIGERAÇÃO ROLO NU**

0113010601	TUBO COBRE REFRIG.NU 1/4 ROLO 30.5M	SobConsulta
0113010602	TUBO COBRE REFRIG.NU 3/8 ROLO 30.5M	SobConsulta
0113010603	TUBO COBRE REFRIG.NU 1/2 ROLO 30M	SobConsulta
0113010604	TUBO COBRE REFRIG.NU 5/8 ROLO 30M	SobConsulta
0113010605	TUBO COBRE REFRIG.NU 3/4 ROLO 30.5M	SobConsulta

TUBO COBRE REFRIGERAÇÃO ROLO REVESTIDO

0113010701	TUBO COBRE REFRIG.REVEST.1/4 (R.50M)	1.81
0113010702	TUBO COBRE REFRIG.REVEST.3/8 (R.50M)	2.63
0113010703	TUBO COBRE REFRIG.REVEST.1/2 (R.50M)	3.60
01130107030	TUBO COBRE REFRIG.REVEST.5/8 (R.25M)	5.27
01130107030R50	TUBO COBRE REFRIG.REVEST.5/8 (R.50M)	5.27
0113010705	TUBO COBRE REFRIG.REVEST.3/4 (R.25M)	7.68

TUBO COBRE REFRIGERAÇÃO VARA NU

01130108058	TUBO COBRE REFRIG.NU 5/8 VARA 5MT	SobConsulta
01130108078	TUBO COBRE REFRIG.NU 7/8 VARA 5MT	SobConsulta
01130108118	TUBO COBRE REFRIG.NU 11/8 VARA 5MT	SobConsulta
01130108138	TUBO COBRE REFRIG.NU 1 3/8 VARA 5MT	SobConsulta

TUBOS COBRE REVESTIDOS EM PVC

0113010212	TUBO COBRE ROLO REVESTIDO 12X1	4.15
0113010215	TUBO COBRE ROLO REVESTIDO 15X1	5.09
0113010218	TUBO COBRE ROLO REVESTIDO 18X1	6.19
0113010222	TUBO COBRE ROLO REVESTIDO 22X1	8.00

TUBOS COBRE ROLO NU

0113010412	TUBO COBRE ROLO NU 12X1 (R.50M)	4.21
0113010415	TUBO COBRE ROLO NU 15X1 (R.50M)	4.63
0113010418	TUBO COBRE ROLO NU 18X1 (R.50M)	5.57
0113010422	TUBO COBRE ROLO NU 22X1 (R.25M)	7.03



TUBOS COBRE VARA RIJO NU

0113010312	TUBO COBRE VARA RIJO NU 12X1	3.98
0113010314	TUBO COBRE VARA RIJO NU 14X1	4.23
0113010315	TUBO COBRE VARA RIJO NU 15X1	4.47
0113010316	TUBO COBRE VARA RIJO NU 16X1	5.26
0113010318	TUBO COBRE VARA RIJO NU 18X1	5.47
0113010322	TUBO COBRE VARA RIJO NU 22X1	6.64
0113010328	TUBO COBRE VARA RIJO NU 28X1	8.82
0113010335	TUBO COBRE VARA RIJO NU 35X1	11.49
0113010342	TUBO COBRE VARA RIJO NU 42X1	15.67
01130103540	TUBO COBRE VARA RIJO NU 54X1.2	23.70
0113010364	TUBO COBRE VARA RIJO NU 64	SobConsulta
0113010376	TUBO COBRE VARA RIJO NU 76	SobConsulta
0113010389	TUBO COBRE VARA RIJO NU 89	SobConsulta
011301039108	TUBO COBRE VARA RIJO NU 108	SobConsulta
011301039115	TUBO COBRE VARA RIJO NU 15	SobConsulta

**TUBOS DE COBRE EM ROLO CROMADO**

0113010110	ROLO TUBO COBRE CROM.10 (5 MTS)	51.13
0113010112	ROLO TUBO COBRE CROM.12 (5 MTS)	69.99

TUBOS E ACESSORIOS MULTICAMADA UNIP**JOELHOS MULTICAMADA****JOELHOS SIMPLES MULTICAMADA UNIPIPE**

01700401075	JOELHO SIMPLES UNIPIPE 75X75	SobConsulta
-------------	------------------------------	-------------

TES MULTICAMADA UNIP**TES REDUCAO MULTICAMADA UNIPIPE**

01700502075063075	TE REDUCAO MULTIC.UNIPIPE 75X63X75	SobConsulta
-------------------	------------------------------------	-------------

UNOES MULTICAM.UNIP**UNIOES REDUÇÃO MULTICAMADA UNIPIPE**

01700202063040	UNIAO RED.MULTIC.UNIPIPE 63X40	SobConsulta
01700202075063	UNIAO RED.MULTIC.UNIPIPE 75X63	SobConsulta

TUBOS EM POLIETILENO PEAD**TUBOS PEAD P/AGUA****TUBOS POLIET.ALTA DENS.PEAD 12.5KG PE100**

01010106025	TUBO POLIETI.ALTA DENSI.PEAD 12.5KG/25	0.52
-------------	--	------

TUBOS POLIET.ALTA DENS.PEAD 20KG PE100

01010107160	TUBO POLIETI.ALTA DENSI.PEAD 20KG/160	SobConsulta
-------------	---------------------------------------	-------------

TUBOS POLIET.ALTA DENSID. PEAD 6KG PE100

01010102160	TUBO POLIETI.ALTA DENSI.PEAD 6KG/160	11.09
01010102200	TUBO POLIETI.ALTA DENSI.PEAD 6KG/200	17.13

TUBOS POLIET.ALTA DENSID. PEAD 8KG PE100


01010103110	TUBO POLIETI.ALTA DENSI.PEAD 8KG/110	6.46
01010103125	TUBO POLIETI.ALTA DENSI.PEAD 8KG/125	8.25
01010103200	TUBO POLIETI.ALTA DENSI.PEAD 8KG/200	22.10
01010103250	TUBO POLIETI.ALTA DENSI.PEAD 8KG/250	32.64

TUBOS POLIET.ALTA DENSID.PEAD 10KG PE100

01010104020	TUBO POLIETI.ALTA DENSI.PEAD 10KG/20	0.44
01010104025	TUBO POLIETI.ALTA DENSI.PEAD 10KG/25	0.59
01010104032	TUBO POLIETI.ALTA DENSI.PEAD 10KG/32	0.81
01010104032200	TUBO POLIET.ALTA DENS.PEAD 10KG/32 R.200	1.38
01010104040	TUBO POLIETI.ALTA DENSI.PEAD 10KG/40	1.25
01010104050	TUBO POLIETI.ALTA DENSI.PEAD 10KG/50	1.82
01010104063	TUBO POLIETI.ALTA DENSI.PEAD 10KG/63	2.91
01010104063V	TUBO POLIET.ALTA DENSI.PEAD VARA 10KG/63	2.91
01010104075	TUBO POLIETI.ALTA DENSI.PEAD 10KG/75	3.69
01010104075V	TUBO POLIET.ALTA DENS.PEAD VARA 10KG/75	4.47
01010104075V80	TUBO POLIET.ALTA DENS.PEAD PE80 V10KG/75	3.69
01010104090	TUBO POLIETI.ALTA DENSI.PEAD 10KG/90	5.31



01010104090V	TUBO POLIET.ALTA DENS.PEAD VARA 10KG/90	5.31
01010104110	TUBO POLIETI.ALTA DENS.PEAD 10KG/110	8.28
01010104110V	TUBO POLIET.ALTA DENS.PEAD VARA 10KG/110	8.28
01010104125	TUBO POLIETI.ALTA DENS.PEAD 10KG/125	10.07
01010104125V	TUBO POLIET.ALTA DENS.PEAD VARA 10KG/125	10.07
01010104140	TUBO POLIETI.ALTA DENS.PEAD 10KG/140	SobConsulta
01010104160	TUBO POLIETI.ALTA DENS.PEAD 10KG/160	17.51
01010104160V	TUBO POLIET.ALTA DENS.PEAD VARA 10KG/160	17.51
01010104180	TUBO POLIETI.ALTA DENS.PEAD 10KG/180	SobConsulta
01010104200	TUBO POLIETI.ALTA DENS.PEAD 10KG/200	25.77
01010104250	TUBO POLIETI.ALTA DENS.PEAD 10KG/250	40.05
01010104315	TUBO POLIETI.ALTA DENS.PEAD 10KG/315	63.72
01010104400	TUBO POLIETI.ALTA DENS.PEAD 10KG/400	SobConsulta
01010104450	TUBO POLIETI.ALTA DENS.PEAD 10KG/450	SobConsulta
01010104500	TUBO POLIETI.ALTA DENS.PEAD 10KG/500	SobConsulta

**TUBOS POLIET.ALTA DENSID.PEAD 16KG PE100**

01010105020	TUBO POLIETI.ALTA DENS.PEAD 16KG/20	0.48
01010105025	TUBO POLIETI.ALTA DENS.PEAD 16KG/25	0.74
01010105032	TUBO POLIETI.ALTA DENS.PEAD 16KG/32	1.16
01010105040	TUBO POLIETI.ALTA DENS.PEAD 16KG/40	1.94
01010105050	TUBO POLIETI.ALTA DENS.PEAD 16KG/50	2.80
01010105063	TUBO POLIETI.ALTA DENS.PEAD 16KG/63	3.83
01010105075	TUBO POLIETI.ALTA DENS.PEAD 16KG/75	5.35
01010105090	TUBO POLIETI.ALTA DENS.PEAD 16KG/90	7.75
01010105110	TUBO POLIETI.ALTA DENS.PEAD 16KG/110	11.49
01010105125	TUBO POLIETI.ALTA DENS.PEAD 16KG/125	14.91
01010105140	TUBO POLIETI.ALTA DENS.PEAD 16KG/140	SobConsulta
01010105160	TUBO POLIETI.ALTA DENS.PEAD 16KG/160	24.39
01010105180	TUBO POLIETI.ALTA DENS.PEAD 16KG/180	SobConsulta
01010105200	TUBO POLIETI.ALTA DENS.PEAD 16KG/200	38.02
01010105250	TUBO POLIETI.ALTA DENS.PEAD 16KG/250	59.19
01010105315	TUBO POLIETI.ALTA DENS.PEAD 16KG/315	SobConsulta
01010105400	TUBO POLIETI.ALTA DENS.PEAD 16KG/400	SobConsulta
01010105450	TUBO POLIETI.ALTA DENS.PEAD 16KG/450	SobConsulta

TUBOS PEBD P/AGUA**TUBO POLIETILENO BAIXA DENSIDADE PEB 4KG**

01010302016	TUBO POLIETI.BAIXA DENS.PEB 4KG 16	0.21
01010302020	TUBO POLIETI.BAIXA DENS.PEB 4KG 20	0.40
01010302025	TUBO POLIETI.BAIXA DENS.PEB 4KG 25	0.41
01010302032	TUBO POLIETI.BAIXA DENS.PEB 4KG 32	0.50
01010302040	TUBO POLIETI.BAIXA DENS.PEB 4KG 40	0.77
01010302050	TUBO POLIETI.BAIXA DENS.PEB 4KG 50	1.22
01010302063	TUBO POLIETI.BAIXA DENS.PEB 4KG 63	1.50
01010302075	TUBO POLIETI.BAIXA DENS.PEB 4KG 75	2.10
01010302090	TUBO POLIETI.BAIXA DENS.PEB 4KG 90	3.02
01010302110	TUBO POLIETI.BAIXA DENS.PEB 4KG 110	4.48

TUBO POLIETILENO BAIXA DENSIDADE PEB 8KG

01010303016	TUBO POLIETI.BAIXA DENS.PEB 8KG 16	0.24
-------------	------------------------------------	------

TUBOS INOX (PAREDE FINA), ACCESS.BIC**ANILHAS (BICONES)****ANILHAS (BICONES) P/ACO INOX**

0111110112	ANILHA (BICONE) P/INOX 12	1.52
0111110115	ANILHA (BICONE) P/INOX 15	0.94
0111110118	ANILHA (BICONE) P/INOX 18	1.44
0111110122	ANILHA (BICONE) P/INOX 22	1.73
0111110128	ANILHA (BICONE) P/INOX 28	2.45
0111110135	ANILHA (BICONE) P/INOX 35	4.98
0111110142	ANILHA (BICONE) P/INOX 42	6.71



CASQUILHOS ACO INOX**CASQUILHOS FEMEA ACO INOX**

01110202010015	CASQUILHO F INOX 3/8X15	2.09
01110202020012	CASQUILHO F INOX 1/2X12	2.72
01110202020015	CASQUILHO F INOX 1/2X15	1.95
01110202020018	CASQUILHO F INOX 1/2X18	2.38
01110202020022	CASQUILHO F INOX 1/2X22	3.61
01110202025015	CASQUILHO F INOX 3/4X15	2.85
01110202025018	CASQUILHO F INOX 3/4X18	3.18
01110202025022	CASQUILHO F INOX 3/4X22	3.32
01110202032022	CASQUILHO F INOX 1X22	5.05
01110202032028	CASQUILHO F INOX 1X28	6.50
01110202040035	CASQUILHO F INOX 11/4X35	14.66
01110202050042	CASQUILHO F INOX 11/2X42	20.72
01110202063054	CASQUILHO F INOX 2X54	30.76

**CASQUILHOS MACHO ACO INOX**

01110201010015	CASQUILHO M INOX 3/8X15	1.59
01110201020012	CASQUILHO M INOX 1/2X12	2.23
01110201020015	CASQUILHO M INOX 1/2X15	1.73
01110201020018	CASQUILHO M INOX 1/2X18	2.17
01110201020022	CASQUILHO M INOX 1/2X22	2.18
01110201025015	CASQUILHO M INOX 3/4X15	2.67
01110201025018	CASQUILHO M INOX 3/4X18	2.82
01110201025022	CASQUILHO M INOX 3/4X22	3.32
01110201025028	CASQUILHO M INOX 3/4X28	6.28
01110201032022	CASQUILHO M INOX 1X22	4.04
01110201032028	CASQUILHO M INOX 1X28	6.79
01110201040035	CASQUILHO M INOX 11/4X35	14.58
01110201040042	CASQUILHO M INOX 11/2X42	15.88
01110201063054	CASQUILHO M INOX 2X54	29.60

CRUZETAS INOX**CRUZETAS ACO INOX**

0111060115	CRUZETA INOX 15	7.22
0111060118	CRUZETA INOX 18	9.53

JOELHOS ACO INOX**JOELHOS C/PATER ACO INOX**

01110302020015	JOELHO C/PATER INOX 1/2X15	3.61
01110302020018	JOELHO C/PATER INOX 1/2X18	5.05
01110302020022	JOELHO C/PATER INOX 1/2X22	6.50
01110302025018	JOELHO C/PATER INOX 3/4X18	6.93
01110302025022	JOELHO C/PATER INOX 3/4X22	6.93

JOELHOS FEMEA ACO INOX

01110304020012	JOELHO F INOX 1/2X12	2.74
01110304020015	JOELHO F INOX 1/2X15	2.67
01110304020018	JOELHO F INOX 1/2X18	3.54
01110304020022	JOELHO F INOX 1/2X22	4.40
01110304025015	JOELHO F INOX 3/4X15	4.19
01110304025018	JOELHO F INOX 3/4X18	4.32
01110304025022	JOELHO F INOX 3/4X22	4.84
01110304032022	JOELHO F INOX 1X22	6.64
01110304032028	JOELHO F INOX 1X28	10.18
01110304040035	JOELHO F INOX 11/4X35	17.11
01110304050042	JOELHO F INOX 11/2X42	31.77
01110304063054	JOELHO F INOX 2X54	47.00

JOELHOS MACHO ACO INOX

01110303020012	JOELHO M INOX 1/2X12	2.74
01110303020015	JOELHO M INOX 1/2X15	2.74
01110303020018	JOELHO M INOX 1/2X18	3.47



01110303020022	JOELHO M INOX 1/2X22	4.12
01110303025015	JOELHO M INOX 3/4X15	3.83
01110303025018	JOELHO M INOX 3/4X18	3.54
01110303025022	JOELHO M INOX 3/4X22	4.40
01110303032022	JOELHO M INOX 1X22	6.93
01110303032028	JOELHO M INOX 1X28	9.67
01110303040035	JOELHO M INOX 11/4X35	18.99
01110303063054	JOELHO M INOX 2X54	21.43

JOELHOS SIMPLES ACO INOX

0111030112	JOELHO SIMPLES INOX 12	4.00
0111030115	JOELHO SIMPLES INOX 15	2.09
0111030118	JOELHO SIMPLES INOX 18	3.39
011103011815	JOELHO SIMPLES INOX 18X15	3.18
0111030122	JOELHO SIMPLES INOX 22	4.33
011103012215	JOELHO SIMPLES INOX 22X15	3.75
0111030128	JOELHO SIMPLES INOX 28	9.17
011103012822	JOELHO SIMPLES INOX 28X22	8.45
0111030135	JOELHO SIMPLES INOX 35	12.27
0111030142	JOELHO SIMPLES INOX 42	35.59
0111030154	JOELHO SIMPLES INOX 54	42.74

**JOGOS REDUCAO INOX****JOGOS REDUCAO ACO INOX**

011108011512	JOGO RED.INOX 15X12	2.09
011108011815	JOGO RED.INOX 18X15	2.80
011108012215	JOGO RED.INOX 22X15	3.03
011108012218	JOGO RED.INOX 22X18	5.05
011108012815	JOGO RED.INOX 28X15	5.20
011108012818	JOGO RED.INOX 28X18	5.78
011108012822	JOGO RED.INOX 28X22	7.15
011108013522	JOGO RED.INOX 35X22	9.39
011108013528	JOGO RED.INOX 35X28	11.34
011108014228	JOGO RED.INOX 42X28	9.53
011108014235	JOGO RED.INOX 42X35	14.15
011108015428	JOGO RED.INOX 54X28	29.39
011108015435	JOGO RED.INOX 54X35	23.61
011108015442	JOGO RED.INOX 54X42	24.33

TACOS INOX**TACOS ACO INOX**

0111100112	TACO INOX 12	1.88
0111100115	TACO INOX 15	2.45
0111100118	TACO INOX 18	3.54
0111100122	TACO INOX 22	5.92
0111100128	TACO INOX 28	12.56
0111100135	TACO INOX 35	21.23
0111100142	TACO INOX 42	30.47
0111100154	TACO INOX 54	41.66

TES INOX**TES AUMENT.NO EXTRE. ACO INOX**

01110504181515	TE AUMENT.NO EXTREMO INOX 18X15X15	4.84
01110504221515	TE AUMENT.NO EXTREMO INOX 22X15X15	6.06
01110504221818	TE AUMENT.NO EXTREMO INOX 22X18X18	6.79
01110504282222	TE AUMENT.NO EXTREMO INOX 28X22X22	11.77

TES AUMENTADO AO CENTRO ACO INOX

01110505151522	TE AUMENT.AO CENTRO INOX 15X22X15	4.62
01110505152215	TE AUMENT.AO CENTRO INOX 15X22X15	4.62
01110505222822	TE AUMENT.AO CENTRO INOX 22X28X22	11.48

TES REDU. AO CENTRO ACO INOX

01110502151215	TE RED.AO CENTRO INOX 15X12X15	3.90
----------------	--------------------------------	------



01110502181518	TE RED.AO CENTRO INOX 18X15X18	5.27
01110502221522	TE RED.AO CENTRO INOX 22X15X22	5.99
01110502221822	TE RED.AO CENTRO INOX 22X18X22	6.35
0111050222215	TE RED.AO CENTRO INOX 22X15X22	5.99
01110502281528	TE RED.AO CENTRO INOX 28X15X28	10.69
01110502282228	TE RED.AO CENTRO INOX 28X22X28	11.70
01110502352235	TE RED.AO CENTRO INOX 35X22X35	30.32

TES REDU.AO EXTREMO ACO INOX

01110503181815	TE RED.AO EXTREMO INOX 18X18X15	5.49
01110503222215	TE RED.AO EXTREMO INOX 22X22X15	6.43
01110503222218	TE RED.AO EXTREMO INOX 22X22X18	7.36
01110503282815	TE RED.AO EXTREMO INOX 28X28X15	10.40
01110503282822	TE RED.AO EXTREMO INOX 28X28X22	10.69

TES ROSCAD.CENTRO ACO INOX

011105061515020	TE ROSC.AO CENTRO INOX 15X1/2X15	3.83
01110506152015	TE ROSC.AO CENTRO INOX 15X1/2X15	3.83
01110506182018	TE ROSC.AO CENTRO INOX 18X1/2X18	5.63
01110506182518	TE ROSC.AO CENTRO INOX 18X3/4X18	6.71
01110506222022	TE ROSC.AO CENTRO INOX 22X1/2X22	6.57
011105062222020	TE ROSC.AO CENTRO INOX 22X1/2X22	6.57
01110506222522	TE ROSC.AO CENTRO INOX 22X3/4X22	7.08
01110506282028	TE ROSC.AO CENTRO INOX 28X1/2X28	11.26
01110506282528	TE ROSC.AO CENTRO INOX 28X3/4X28	11.70
011105062828020	TE ROSC.AO CENTRO INOX 28X1/2X28	11.26
011105062828032	TE ROSC.AO CENTRO INOX 28X1X28	14.37
01110506283228	TE ROSC.AO CENTRO INOX 28X1X28	14.37

TES SIMPLES ACO INOX

0111050112	TE SIMPLES INOX 12	3.39
0111050115	TE SIMPLES INOX 15	3.68
0111050118	TE SIMPLES INOX 18	5.05
0111050122	TE SIMPLES INOX 22	6.28
0111050128	TE SIMPLES INOX 28	13.00
0111050135	TE SIMPLES INOX 35	27.15
0111050142	TE SIMPLES INOX 42	42.67
0111050154	TE SIMPLES INOX 54	79.99

TUBOS ACO INOX**TUBOS ACO INOX AISI 304 PERFILTUBO**

0111010112	TUBO ACO INOX 304 12X0,6MM	1.40
0111010115	TUBO ACO INOX 304 15X0,6MM	1.46
0111010118	TUBO ACO INOX 304 18X0,7MM	2.18
0111010122	TUBO ACO INOX 304 22X0,7MM	2.66
0111010128	TUBO ACO INOX 304 28X0,8MM	3.80
0111010135	TUBO ACO INOX 304 35X1.0MM	6.50
0111010142	TUBO ACO INOX 304 42X1,1MM	8.80
0111010154	TUBO ACO INOX 304 54X1,2MM	11.80

TUBOS ACO INOX AISI 316 P.FIN.PERFLTUBO

0111010215	TUBO ACO INOX AISI 316 15X0.6MM	3.80
0111010218	TUBO ACO INOX AISI 316 18X0.7MM	5.30
0111010222	TUBO ACO INOX AISI 316 22X0.7MM	6.55
0111010228	TUBO ACO INOX AISI 316 28X0.8MM	8.76
0111010235	TUBO ACO INOX AISI 316 35X1.0MM	10.62
0111010242	TUBO ACO INOX AISI 316 42X1.1MM	18.20
0111010254	TUBO ACO INOX AISI 316 54X1.2MM	25.97

UNIOES ACO INOX**UNIAO CRUZAMENTO ACO INOX**

0111040215	UNIAO CRUZAMENTO INOX 15	10.25
0111040218	UNIAO CRUZAMENTO INOX 18	12.27
0111040222	UNIAO CRUZAMENTO INOX 22	14.58



0111040228	UNIAO CRUZAMENTO INOX 28	27.51
UNIOES REDUÇÃO AÇO INOX		
011104031815	UNIAO SIMPLES INOX 18X15	3.18
011104032215	UNIAO SIMPLES INOX 22X15	4.26
011104032218	UNIAO SIMPLES INOX 22X18	4.48
011104032822	UNIAO SIMPLES INOX 28X22	9.46
011104033538	UNIAO SIMPLES INOX 35X28	20.00
011104034235	UNIAO SIMPLES INOX 42X35	27.87
UNIOES SIMPLES AÇO INOX		
0111040112	UNIAO SIMPLES INOX 12	2.49
0111040115	UNIAO SIMPLES INOX 15	2.24
0111040118	UNIAO SIMPLES INOX 18	3.10
0111040122	UNIAO SIMPLES INOX 22	4.19
0111040128	UNIAO SIMPLES INOX 28	7.29
0111040135	UNIAO SIMPLES INOX 35	18.99
0111040142	UNIAO SIMPLES INOX 42	24.55
0111040154	UNIAO SIMPLES INOX 54	40.93

**TUBOS PEX / MANGAS E ACESSORIOS****ACESSORIOS P/PEX T.M****ACESSORIOS PARA COLECTOR**

01240114025	SUPORTE DUPLO P/COLECTOR 1810109 (PAR)3/4	11.88
-------------	---	-------

ADAPTADORES P/PEX T.M.REF.1436

01240101201220	ADAPTADOR P/PEX T.M.1/2X12X2.0	2.95
01240101201620	ADAPTADOR P/PEX T.M.1/2X16X2.0	1.54
01240101201622	ADAPTADOR P/PEX T.M.1/2X16X2.2	1.72
01240101202020	ADAPTADOR P/PEX T.M.3/4X20X2.0	2.22

COLECT.C/VALV.CORTE T.M.3/4X1/2 R.1866K

01240109022520	COLECTOR C/VALV.CORTE 2 SAID.3/4X1/2	14.60
01240109032520	COLECTOR C/VALV.CORTE 3 SAID.3/4X1/2	18.91
01240109042520	COLECTOR C/VALV.CORTE 4 SAID.3/4X1/2	24.89
01240109052520	COLECTOR C/VALV.CORTE 5 SAID.3/4X1/2	31.57
01240109991866	MANIPULO VERDE P/COLECTOR TM1866	2.10

COLECTORES SIMPLES P/PEX T.M.REF.1912

01240108022520	COLECT.SIMPL.P/PEX C/2 SAID.3/4X1/2	6.32
01240108032520	COLECT.SIMPL.P/PEX C/3 SAID.3/4X1/2	7.73
01240108042520	COLECT.SIMPL.P/PEX C/4 SAID.3/4X1/2	10.82
01240108052520	COLECT.SIMPL.P/PEX C/5 SAID.3/4X1/2	15.50

JOELHO MACHO P/PEX T.M.REF.1404

01240106201220	JOELHO M P/PEX 1/2X12X2,0	3.46
01240106201620	JOELHO M P/PEX 1/2X16X2,0	2.93
01240106201622	JOELHO M P/PEX 1/2X16X2,2	2.96
01240106202020	JOELHO M P/PEX 1/2X20X2,0	5.80
01240106202028	JOELHO M P/PEX 1/2X20X2,8	6.15
01240106251620	JOELHO M P/PEX 3/4X16X2,0	4.05
01240106251622	JOELHO M P/PEX 3/4X16X2,2	4.15
01240106252020	JOELHO M P/PEX 3/4X20X2,0	5.87
01240106252028	JOELHO M P/PEX 3/4X20X2,8	5.04
01240106252523	JOELHO M P/PEX 3/4X25X2,3	8.95
01240106252535	JOELHO M P/PEX 3/4X25X3,5	9.69

JOELHOS FEMEA P/PEX T.M.REF.1405

01240107201622	JOELHO F P/PEX 1/2X16X2,2	2.69
01240107202028	JOELHO F P/PEX 1/2X20X2,8	4.66
01240107251620	JOELHO F P/PEX 3/4X16X2,0	4.02
01240107251622	JOELHO F P/PEX 3/4X16X2,2	5.54
01240107252020	JOELHO F P/PEX 3/4X20X2,0	5.32
01240107252028	JOELHO F P/PEX 3/4X20X2,8	5.57
01240107252523	JOELHO F P/PEX 3/4X25X2,3	9.95



+351 244 800 160
+351 244 802 323



geral@canalcentro.pt
info@canalcentro.pt



R. do Bailadouro s/nº,
2410-211 Pousos



JOELHOS TERM.C/ADAPT.P/PEX T.M.R.1428MP

01240104201220	JOELHO TERM.C/ADAPT.P/PEX 1/2X12X2,0	3.81
01240104201620	JOELHO TERM.C/ADAPT.P/PEX 1/2X16X2,0	2.88
01240104201622	JOELHO TERM.C/ADAPT.P/PEX 1/2X16X2,2	2.88
01240104202020	JOELHO TERM.C/ADAPT.P/PEX 1/2X20X2,0	4.75
01240104202028	JOELHO TERM.C/ADAPT.P/PEX 1/2X20X2,8	4.57

LIGADORES FEMEA P/PEX T.M.REF.1402

01240103201220	LIGADOR F P/PEX T.M.1/2X12X2.0	2.40
01240103201620	LIGADOR F P/PEX T.M.1/2X16X2.0	1.94
01240103201622	LIGADOR F P/PEX T.M.1/2X16X2.2	2.00
01240103201820	LIGADOR F P/PEX T.M.1/2X18X2.0	2.33
01240103201825	LIGADOR F P/PEX T.M.1/2X18X2.5	2.11
01240103202020	LIGADOR F P/PEX T.M.1/2X20X2.0	4.05
01240103202028	LIGADOR F P/PEX T.M.1/2X20X2.8	4.13
01240103251620	LIGADOR F P/PEX T.M.3/4X16X2.0	2.93
01240103251622	LIGADOR F P/PEX T.M.3/4X16X2.2	2.98
01240103251820	LIGADOR F P/PEX T.M.3/4X18X2.0	3.29
01240103251825	LIGADOR F P/PEX T.M.3/4X18X2.5	3.23
01240103252020	LIGADOR F P/PEX T.M.3/4X20X2.0	3.88
01240103252028	LIGADOR F P/PEX T.M.3/4X20X2.8	4.08
01240103252523	LIGADOR F P/PEX T.M.3/4X25X2.3	7.37
01240103252535	LIGADOR F P/PEX T.M.3/4X25X3.5	7.53
01240103323230	LIGADOR F P/PEX T.M.1X32X3.0	12.25

LIGADORES MACHO P/PEX T.M.REF.1400

01240102201220	LIGADOR M P/PEX T.M.1/2X12X2.0	1.90
01240102201620	LIGADOR M P/PEX T.M.1/2X16X2.0	1.73
01240102201622	LIGADOR M P/PEX T.M.1/2X16X2.2	1.76
01240102201820	LIGADOR M P/PEX T.M.1/2X18X2.0	1.99
01240102201825	LIGADOR M P/PEX T.M.1/2X18X2.5	1.99
01240102202020	LIGADOR M P/PEX T.M.1/2X20X2.0	3.28
01240102202028	LIGADOR M P/PEX T.M.1/2X20X2.8	3.46
01240102251620	LIGADOR M P/PEX T.M.3/4X16X2.0	3.06
01240102251622	LIGADOR M P/PEX T.M.3/4X16X2.2	2.89
01240102251820	LIGADOR M P/PEX T.M.3/4X18X2.0	2.79
01240102251825	LIGADOR M P/PEX T.M.3/4X18X2.5	2.69
01240102252020	LIGADOR M P/PEX T.M.3/4X20X2.0	3.15
01240102252028	LIGADOR M P/PEX T.M.3/4X20X2.8	3.52
01240102252230	LIGADOR M P/PEX T.M.3/4X22X3.0	2.99
01240102252523	LIGADOR M P/PEX T.M.3/4X25X2.3	6.46
01240102252535	LIGADOR M P/PEX T.M.3/4X25X3.5	5.70
01240102323230	LIGADOR M P/PEX T.M.1X32X3.0	9.24
01240102323244	LIGADOR M P/PEX T.M.1X32X4.4	12.21

CAIXAS COLECTORAS PL**CAIXAS COLECTORAS PLASTICAS P/PEX "MPEX"**

0124050101	CAIXA COLECT.PLASTICA P/PEX MINI	5.30
0124050102	CAIXA COLECT.PLASTICA P/PEX MAXI	6.18
0124050103	CAIXA COLECT.PLAST.P/PEX MAXI C/PORTA	8.56
0124050104	CAIXA COLECT.PLAST.P/PEX MINI C/PORTA	8.20
0124050105	CAIXA COLECT.PLAST.MINI C/FUROS CENTRADO	8.86
0124050106	CAIXA COLECT.PLAST.MAXI C/FUROS CENTRADO	15.12
0124050110	CONJUNTO FERRAGENS P/COLECTOR 3/4"	0.65
0124050111	PORTA C/ARO CAIXA COLECTOR C/TAMPA MAXI	4.44
0124050112	PORTA C/ARO CAIXA COLECTOR C/TAMPA MINI	4.44

CAIXAS P/COLECTORES METALICAS

0124050203500300	CAIXA P/COLECTOR C/TAMPA 350X300X9	26.60
0124050204500300	CAIXA P/COLECTOR C/TAMPA 450X300X9	28.98
0124050204500400	CAIXA P/COLECT.C/PORTA MET.450X400X11	36.16
0124050205000400	CAIXA P/COLECTOR C/TAMPA 500X400X9	33.46
0124050205500400	CAIXA P/COLECT.C/PORTA MET.550X400X11	35.50



0124050207000450	CAIXA P/COLECT.C/PORTA MET.700X450X11	73.92
------------------	---------------------------------------	-------

CAIXAS PLASTICAS P/J**CAIXAS PLASTICAS P/JOELHO TERMINAL**

0124060201	CAIXA P/JOELHO TERMINAL P/PEX 25X32 LJ	0.26
0124060202	CAIXA P/JOELHO TERMINAL P/PEX 25 AZ	0.26

TUBOS PEX DIV.MANGAS**MANGA CORRUGADA REFORCADA P/PEX**

0124000603	MANGA CORRUGADA REFORC.AZUL 25	0.22
0124000604	MANGA CORRUGADA REFORC.VERM.25	0.22
0124000605	MANGA CORRUGADA REFORC.AZUL 32	0.30
0124000606	MANGA CORRUGADA REFORC.VERM.32	0.30
0124000607	MANGA CORRUGADA REFORC.AZUL 40	0.40
0124000608	MANGA CORRUGADA REFORC.VERM.40	0.40
01240006080	MANGA CORRUGADA REFORC.AZUL 50	0.70
01240006081	MANGA CORRUGADA REFORC.VERM.50	0.70
01240006083	MANGA CORRUGADA REFORC.PRETA 40	0.40
0124000609	MANGA CORRUGADA REFORC.PRETA 50	0.70
0124000610	MANGA CORRUGADA REFORC.PRETA 63	0.99

MANGAS POLIETILENO LISAS P/PEX

0124000703	MANGA LISA POLIETILENO P/PEX AZUL 25	0.32
0124000704	MANGA LISA POLIETILENO P/PEX VERM.25	0.32
0124000705	MANGA LISA POLIETILENO P/PEX AZUL 32	0.53
0124000706	MANGA LISA POLIETILENO P/PEX VERM.32	0.53
0124000707	MANGA LISA POLIETILENO P/PEX AZUL 40	0.84
0124000708	MANGA LISA POLIETILENO P/PEX VERM.40	0.84

TUBO PEX "PERFILPEX" CLASSE 1

0124000112	TUBO PEX PEXTUBE 12X2.0	0.42
0124000116	TUBO PEX PEXTUBE 16X2.0	0.53
0124000120	TUBO PEX PEXTUBE 20X2.0	0.76
0124000125	TUBO PEX PEXTUBE 25X2.3	1.34
0124000132	TUBO PEX PEXTUBE 32X2.9	2.13

TUBO PEX "PERFILPEX" CLASSE 2

0124000216	TUBO PEX PEXTUBE 16X2.2	0.57
0124000220	TUBO PEX PEXTUBE 20X2.8	1.09
0124000225	TUBO PEX PEXTUBE 25X3.5	1.72

TUBO PEX "TIEMME" CLASSE 1

0124000312	TUBO PEX COBRA-PEX 12X2.0	0.64
0124000316	TUBO PEX COBRA-PEX 16X2.0	0.56
0124000320	TUBO PEX COBRA-PEX 20X2.0	0.78
0124000325	TUBO PEX COBRA-PEX 25X2.3	1.36
0124000332	TUBO PEX COBRA-PEX 32X2.9	2.22

TUBO PEX "TIEMME" CLASSE 2

0124000416	TUBO PEX COBRA-PEX 16X2.2	0.63
0124000420	TUBO PEX COBRA-PEX 20X2.8	0.92
0124000425	TUBO PEX COBRA-PEX 25X3.5	1.62

TUBOS/ ACESSORIO GEBERIT MEPLA**ADAPTADORES GEBERIT****ADAPTADOR MEPLA COM ROSCA MACHO**

01600810607541005	607541005 ADAPT.R.MACHO 63 2 1/2 MEPLA	60.40
-------------------	--	-------

ADAPTADOR LIG.MEPLAFIX MEPLA R.MACHO 1/2

01600801020012	632001001 ADAPT.LIG.MEPLAFIX 20X1/2	3.95
----------------	-------------------------------------	------

ADAPTADORES A TORN.ENTRADA BRONZE MEPLA

01600803016020	601582005 ADAPTAD.C/PORCA UNIAO 16X1/2	14.20
01600803020012	602582005 ADAPTAD.C/PORCA UNIAO 20X1/2	14.50
01600803020025	602583005 ADAPTAD.C/PORCA UNIAO 20X3/4	14.50
01600803026025	603583005 ADAPTAD.C/PORCA UNIAO 26X3/4	15.90
01600803026032	603584005 ADAPTAD.C/PORCA UNIAO 26X1	15.90



01600803032025	604583005 ADAPTAD.C/PORCA UNIAO 32X3/4	23.00
01600803032032	604584005 ADAPTAD.C/PORCA UNIAO.32X1	23.00
01600803040040	605589005 ADAPTAD.C/PORCA UNIAO 40X11/4	28.60
01600803040075	605585005 ADAPTAD.C/PORCA UNIAO 40X11/2	28.60
01600803050063	606581005 ADAPTAD.C/PORCA UNIAO 50X2	48.30

ADAPTADORES LIG.MEPLA - MAPRESS COBRE GE

01600804016015	611512245 ADAPT.LIG.MEPLA-MAPRE.CU 16X15	14.50
01600804020018	612512245 ADAPT.LIG.MEPLA-MAPRE.CU 20X18	16.30
01600804026022	613513245 ADAPT.LIG.MEPLA-MAPRE.CU 26X22	19.60

ADAPTADORES LIG.MEPLA - MAPRESS INOX GEB

01600805016015	601508005 ADAPT.LIG.MEPLA-MAP.INOX 16X15	7.50
01600805020018	602508005 ADAPT.LIG.MEPLA-MAP.INOX 20X18	9.20
01600805026022	603508005 ADAPT.LIG.MEPLA-MAP.INOX 26X22	11.60
01600805032028	604508005 ADAPT.LIG.MEPLA-MAP.INOX 32X28	16.00
01600805040035	605508005 ADAPT.LIG.MEPLA-MAP.INOX 40X35	23.40
01600805050042	606508005 ADAPT.LIG.MEPLA-MAP.INOX 50X42	46.20
01600805063054	607508005 ADAPT.LIG.MEPLA-MAP.INOX 63X54	71.20

ADAPTADORES LIGAÇÃO COM ROSCA FEMEA MEPL

01600802026025	603556005 ADAPT.ROSCA FEMEA 26X3/4 MEPLA	12.80
01600802032032	604557005 ADAPT.ROSCA FEMEA 32X1 MEPLA	17.00
01600802050	606560005 ADAPT.ROSCA FEMEA 50 MEPLA	51.30

VALV.CORTE IMBUTIDA C/BOTAO DE ACESSO

01600808016	611021212 VALV.CORTE EMBUT.C/BOT.16	25.90
01600808020	612021212 VALV.CORTE EMBUT.C/BOT.20	24.80
01600808026020	613021212 VALV.CORTE EMBUT.C/BOT.26	27.80
016008086120601	612060001 EXTENSÃO P/VALVULA MEPLA CLICK	6.90

VEDANTES GEBERIT CENTELLEN R WS 3825

01600800032	242323001 VEDANTE CENTELL. R WS 3825 - 1	1.60
-------------	--	------

CURVAS GEBERIT MEPLA**CURVAS 45° EM PVDF MEPLA**

01600401026	623245005 CURVA 45° PVDF 26 MEPLA	6.80
01600401032	624245005 CURVA 45° PVDF 32 MEPLA	8.90
01600401040	625245005 CURVA 45° PVDF 40 MEPLA	12.70
01600401050	626245005 CURVA 45° PVDF 50 MEPLA	20.10
01600401063	627245005 CURVA 45° PVDF 63 MEPLA	32.80
01600401075	628245005 CURVA 45° PVDF 75 MEPLA	71.50

EQUIPAMENTOS E FERRA**ADAPTADORES P/COLARES DE COMPRESSAO GEBE**

01602520203	691203001 ADAPTADOR P/COLAR COMP.ZB203A	187.20
-------------	---	--------

ADAPTADORES PARA MANDIBULAS

01602508075	690459001 ADAPT.P/MANDIBULAS 75 MM	660.00
-------------	------------------------------------	--------

ALICATE DE COMPRESSAO GEBERIT

0160250501	690475001 ALICATE MANU.COMP.16 GEBERIT	139.10
01602505016020	690486004 ALICATE COMP. MAN.+CX D16-20	552.60
0160250502	690476001 ALICATE MANU.COMP.20 GEBERIT	139.00
0160250503	690474001 ALICATE MANU.COMP.26 GEBERIT	165.60

CAIXAS COM OU SEM FERRAMENTAS GEBERIT

016025140010	690593005 BATERIA NIMH GEBERIT 12 V	154.60
01602514002	690591P11 CARREGAD.BATERIAS P/690593001	81.30
01602514063	690467002 CAIXA C/FERRAMENTAS P/63 GEBER	699.20
01602514063075	691133001 MALA P/FERRAMENTAS D63-75MM	38.71

CALIBRADORES - CHAMFRADOR GEBERIT

0160250601	690212001 CALIBRAB./CHAMF16 A 26 GEBERIT	41.40
0160250602	690211001 CALIBRAB./CHAMF16 A 50 GEBERIT	48.50
0160250603	690214001 CALIBRAB./CHAMF16 A 75 GEBERIT	12.00

COLARES DE COMPRESSAO GEBERIT MEPLA

01602519075	691171001 COLAR COMPRESSAO (2) MEPLA 75	643.90
-------------	---	--------



CONJUNTOS DE FERRAMENTAS COMP.2

01602517063	690467002 CONJ.COLARES COMP.(2) MEPLA 63	699.20
-------------	--	--------

CORPO P/MAQ.CURVAR GEBERIT

0160251101	690901001 CORPO MAQUINA CURVAR GEBERIT	161.10
------------	--	--------

CORTA TUBO MEPLA

0160251201	690112001 CORTA-TUBO MEPLA 16-50	46.10
0160251202	690111001 PAR LAMINAS P/CORTA TUBO 16-75	36.80
0160251203	690115001 CORTA-TUBO MEPLA 32-75	91.40
0160251206	690134001 ALICATE CORTE,CALIBRA.-CHAMF.	68.10

LAPIS AMARELO PEAD/MEPLA

0160251301	690102001 LAPIS AMARELO COM MINA RETRATI	9.30
0160251302	690103001 MINAS DE SUB.LAPIS AMARELO	9.50

MALAS PARA FERRAMENTAS

0160251801	691137001 MALA PARA FERRAMENTAS GEBERIT	68.70
------------	---	-------

MANDIBULA PARA MAQ.COMPRESSAO

01602504001	690251001 CONJ.MANDIBUL.GEB.16/20/26/32	616.80
016025040016	690240001 MANDIBULA (2) GEBERIT MEPLA 16	136.50
016025040020	690241001 MANDIBULA (2) GEBERIT MEPLA 20	146.00
016025040026	690242001 MANDIBULA (2) GEBERIT MEPLA 26	158.10
016025040032	690243001 MANDIBULA (2) GEBERIT MEPLA 32	161.20
016025040040	690244001 MANDIBULA (2) GEBERIT MEPLA 40	161.20
016025040050	690245001 MANDIBULA (2) GEBERIT MEPLA 50	228.00

MAQ.DE COMPRESSAO ELECTRICA

01602501001	690511P21 MAQ.COMPRESSAO (2) ECO 203	1082.4
01602501002	691218P12 MAQ.COMPRES.(2) ECO 203 C/CX.	1493.6
0160250101	690525P22 MAQ.COMPRE.ELECT.16-50 GEBERIT	1500.0

MAQ.DE CRUVAR HIDRAULICA

0160250301	690412003 MAQ.CURVAR HIDRAUL.GEBERIT	366.70
------------	--------------------------------------	--------

MATRIZES DE CURVAR GEBERIT

0160250901	690906001 MATRIZ CURVAR 16	29.00
0160250902	690907001 MATRIZ CURVAR 20	29.00
0160250903	690908001 MATRIZ CURVAR 26	46.10
0160250904	690909001 MATRIZ CURVAR 32	74.60

PINCAS P/FERRAM.MANUAL CURVAR HIDRAULICA

0160251004	690904001 PINCA APOIO GEBERIT 26MM	50.70
0160251005	690905001 PINCA APOIO GEBERIT 32MM	55.90

VERIFICADORES COMPRESSAO P/MAQ.E ALICATE

0160251601	690491001 VERIFICADOR COMPRE.P/MAQ.E AL	2.70
------------	---	------

FIXACOES P/TUBO MEP**GOLAS FIXACAO P/TUBO MEOLA GEBERIT**

01601201026	603702001 GOLA FIXACAO P/TUBO MEPLA 26	8.30
01601201032	604702001 GOLA FIXACAO P/TUBO MEPLA 32	2.40
01601201040	605702001 GOLA FIXACAO P/TUBO MEPLA 40	3.30
01601201050	606702001 GOLA FIXACAO P/TUBO MEPLA 50	4.00
01601201063	607702001 GOLA FIXACAO P/TUBO MEPLA 63	6.30

JOELHOS GEBERIT MEPL**JOELHOS 90° EM PVDF MEPLA**

01600303016	621271005 JOELHO 90° PVDF 16 MEPLA	4.50
01600303020	622271005 JOELHO 90° PVDF 20 MEPLA	4.70
01600303026	623271005 JOELHO 90° PVDF 26 MEPLA	6.80
01600303032	624271005 JOELHO 90° PVDF 32 MEPLA	8.70
01600303040	625271005 JOELHO 90° PVDF 40 MEPLA	12.50
01600303050	626271005 JOELHO 90° PVDF 50 MEPLA	20.00
01600303063	627271005 JOELHO 90° PVDF 63 MEPLA	32.80
01600303075	628271005 JOELHO 90° PVDF 75 MEPLA	71.50

JOELHOS FEMEOS EM LATAO MEPLA

01600302016012	611256005 JOELHO F LATAO 16X1/2	8.80
----------------	---------------------------------	------



01600302020012	612256005 JOELHO F LATAO 20X1/2	9.60
01600302020034	612257005 JOELHO F LATAO 20X3/4	9.80
01600302026034	613257005 JOELHO F LATAO 26X3/4	13.80
01600302026100	603258005 JOELHO F BRONZE 26X1	21.60
01600302032100	614258005 JOELHO F LATAO 32X1	19.40
01600302040114	605259005 JOELHO F LATAO 40X11/4	36.60
01600302050114	606256005 JOELHO F LATAO 50X11/2	52.20
01600302063002	607256005 JOELHO F LATAO 63X2"	111.50

JOELHOS MACHO EM LATAO MEPLA

01600301016012	611252005 JOELHO M LATAO 16X1/2	8.90
01600301020012	612252005 JOELHO M LATAO 20X1/2	9.50
01600301020034	612253005 JOELHO M LATAO 20X3/4	9.80
01600301026034	613253005 JOELHO M LATAO 26X3/4	13.90
01600301026100	613254005 JOELHO M LATAO 26X1	13.90
01600301032100	614254005 JOELHO M LATAO 32X1	19.40
01600301040114	615255005 JOELHO M LATAO 40X11/4	23.40
01600301050112	606255005 JOELHO M LATAO 50X11/2	52.20

**JUNTAS DE REPARAÇÃO****JUNTAS DE REPARAÇÃO EM BRONZE GEBERIT**

01600901016	601575005 JUNTA REPAR.BRONZE GEBERIT 16	36.40
01600901020	602575005 JUNTA REPAR.BRONZE GEBERIT 20	39.60
01600901026	603575005 JUNTA REPAR.BRONZE GEBERIT 26	39.60
01600901032	604575005 JUNTA REPAR.BRONZE GEBERIT 32	49.00
01600901040	605575005 JUNTA REPAR.BRONZE GEBERIT 40	72.70
01600901050	606575005 JUNTA REPAR.BRONZE GEBERIT 50	103.90

PATERES GEBERIT MEPL**PATERES CURTOS P/LIG.TORN.BRONZE MEPLA**

01600204016012	601293005 PATER CURTO P/TORN.BRON.16X1/2	12.70
01600204020	602285001 PATER 90 P/MEPLAFIX M/F 1/2	11.80
01600204020012	602293005 PATER CURTO P/TORN.BRON.20X1/2	14.20

PATERES CURTOS P/TORNEIRA LATAO MEPLA

01600201016012	611293005 PATER CURTO P/TORN.LAT.16X1/2	13.10
01600201020012	612293005 PATER CURTO P/TORN.LAT.20X1/2	14.10
01600201020034	612294005 PATER CURTO P/TORN.LAT.20X3/4	14.10
01600201026034	613294005 PATER CURTO P/TORN.LAT.26X3/4	18.10

PATERES EXTRA CURTOS P/TORN.LATAO MEPLA

01600202016	611289005 PATER EXTRA CURT.P/TORN.16X1/2	8.40
01600202020012	612289005 PATER EXTR.CURTO 20X1/2 MEPLA	9.20

PATERES LONGO P/TORNEIRA EM LATAO MEPLA

01600203016012	611296005 PATER LONGO P/TORN.LAT.16X1/2	16.20
01600203020012	612296005 PATER LONGO P/TORN.LAT.20X1/2	16.20

PECAS SUBSTITUICAO**PECAS DE SUBSTITUICAO**

0160150101	241083211 CONJ.ESPELHO P/ VALV.CORTE GEBERIT	12.10
------------	--	-------

PROTECOES LIGACAOSS**ABRACADEIRAS M8/M10 C/ISOL.ACUSTICO GEBE**

01601112015019	601851261 ABRACAD.M8/M10 C/ISOL.15-19	1.50
01601112025030	601853261 ABRACAD.M8/M10 C/ISOL.25-30	1.60

ABRACADEIRAS P/TUBO SIMPLES GEBERIT

01601113016	601763001 ABRACAD.TUBO SIMPLES 16	0.30
01601113020	602763001 ABRACAD.TUBO SIMPLES 20	0.30
01601113032	602765261 ABRACAD.TUBO SIMPLES 32	0.40

CLIQUE TUBO C/FIX.MARTELO SIMPLES GEBERIT

01601114015016	601710001 CLIPE TUBO C/FIX MARTELO 15-16	1.40
----------------	--	------

CONJUNTOS 2 ANILHAS E ORINGS MEPLA

01601102016	601910005 CONJ.2 ANILHAS E 2 ORINGS 16	1.50
01601102020	602910005 CONJ.2 ANILHAS E 2 ORINGS 20	1.50



01601102026	603910005 CONJ.2 ANILHAS E 2 ORINGS 26	1.50
01601102032	604910005 CONJ.2 ANILHAS E 2 ORINGS 32	1.50
01601102040	605910005 CONJ.2 ANILHAS E 2 ORINGS 40	3.20

LIGAÇÕES MEPLA

0160111601	602283001 LIGACAO RETA GEBERIT MF 1/2	11.80
------------	---------------------------------------	-------

MANGAS DE ISOLAMENTO TERMICO GEBERIT

01601111020	602800001 MANGA ISOL. TERMICO d20X6 L2M	3.80
-------------	---	------

PLACAS FIXACAO RETA GEBERIT

0160110801	601736001 PLACA FIXACAO GEBERIT RETA	5.40
------------	--------------------------------------	------

PROTECÇÕES LIGAÇÕES TUBO/ACESSOR.GEBERIT

01601101016	601811001 PROTECÇÃO LIG.TUBO BORRA.16	2.10
01601101020	602811001 PROTECÇÃO LIG.TUBO BORRA.20	3.00
01601101026	603811001 PROTECÇÃO LIG.TUBO BORRA.26	2.70

REDUCOES GEBERIT MEP**REDUÇÕES EM PVDF MEPLA**

01600701020016	622650005 RED.PVDF 20X16 MEPLA	3.70
01600701026016	623650005 RED.PVDF 26X16 MEPLA	4.30
01600701026020	623651005 RED.PVDF 26X20 MEPLA	4.30
01600701032020	624651005 RED.PVDF 32X20 MEPLA	6.30
01600701032026	624652005 RED.PVDF 32X26 MEPLA	6.30
01600701040020	625651005 RED.PVDF 40X20 MEPLA	12.00
01600701040026	625652005 RED.PVDF 40X26 MEPLA	11.10
01600701040032	625653005 RED.PVDF 40X32 MEPLA	11.10
01600701050032	626652005 RED.PVDF 50X32 MEPLA	13.70
01600701050040	626653005 RED.PVDF 50X40 MEPLA	13.50
01600701063040	627653005 RED.PVDF 63X40 MEPLA	27.60
01600701063050	627654005 RED.PVDF 63X50 MEPLA	27.60
01600701075040	628653005 RED.PVDF 75X40 MEPLA	61.40
01600701075050	628654005 RED.PVDF 75X50 MEPLA	62.70
01600701075063	628655005 RED.PVDF 75X63 MEPLA	60.10

TES GEBERIT MEPLA**TES AO CENTRO FEMEO EM LATAO**

016005011601216	601360005 TE CENTRO F BRONZE 16X1/2X16	22.70
016005012001220	602360005 TE CENTRO F BRONZE 20X1/2X20	22.90
016005012601226	603360005 TE CENTRO F BRONZE 26X1/2X26	24.20
016005012603426	603362005 TE CENTRO F BRONZE 26X3/4X26	24.20
016005013201232	604360005 TE CENTRO F BRONZE 32X1/2X32	32.30
016005013203432	604362005 TE CENTRO F BRONZE 32X3/4X32	32.30
016005013210032	604363005 TE CENTRO F BRONZE 32X1X32	32.30
016005014001240	605360005 TE CENTRO F BRONZE 40X1/2X40	32.40
016005014010040	605363005 TE CENTRO F BRONZE 40X1X40	32.40
016005014011440	605364005 TE CENTRO F BRONZE 40X11/4X40	40.80
016005015001250	606361005 TE CENTRO F BRONZE 50X1/2X50	54.00
016005015010050	606363005 TE CENTRO F BRONZE 50X1X50	54.00
016005015011250	606360005 TE CENTRO F BRONZE 50X11/2X50	54.00
016005016301263	607360005 TE CENTRO F BRONZE 63X1/2X63	151.00
016005016310063	607363005 TE CENTRO F BRONZE 63X1X63	151.00
016005016320063	607366005 TE CENTRO F BRONZE 63X2X63	151.00
01600501L1501216	611362005 TE CENTRO F LATAO 16X1/2X16	12.40
01600501L2001220	612360005 TE CENTRO F LATAO 20X1/2X20	14.50
01600501L2601220	613361005 TE CENTRO F LATAO 26X1/2X20	16.90
01600501L2601226	613360005 TE CENTRO F LATAO 26X1/2X26	16.90
01600501L2603426	613362005 TE CENTRO F LATAO 26X3/4X26	16.90
01600501L3201232	614360005 TE CENTRO F LATAO 32X1/2X32	20.70
01600501L3203432	614362005 TE CENTRO F LATAO 32X3/4X32	20.70
01600501L3210032	614363005 TE CENTRO F LATAO 32X1X32	20.70

TES REDUÇÃO EM PVDF MEPLA

01600503162016	622313005 TE RED.PVDF 16X20X16	8.20
----------------	--------------------------------	------



01600503201616	622314005 TE RED.PVDF 20X16X16	8.00
01600503201620	622311005 TE RED.PVDF 20X16X20	8.00
01600503202016	622312005 TE RED.PVDF 20X20X16	8.00
01600503202620	623318005 TE RED.PVDF 20X26X20	8.40
01600503261626	623311005 TE RED.PVDF 26X16X26	8.70
01600503262020	623317005 TE RED.PVDF 26X20X20	8.70
01600503262026	623315005 TE RED.PVDF 26X20X26	8.70
01600503262620	623316005 TE RED.PVDF 26X26X20	8.90
01600503321632	624311005 TE RED.PVDF 32X16X32	11.10
01600503322026	624314005 TE RED.PVDF 32X20X26	11.10
01600503322032	624317005 TE RED.PVDF 32X20X32	11.10
01600503322626	624316005 TE RED.PVDF 32X26X26	11.10
01600503322632	624319005 TE RED.PVDF 32X26X32	11.10
01600503402040	625317005 TE RED.PVDF 40X20X40	15.40
01600503402640	625319005 TE RED.PVDF 40X26X40	15.90
01600503403240	625321005 TE RED.PVDF 40X32X40	16.00
01600503502650	626317005 TE RED.PVDF 50X26X50	24.20
01600503503250	626319005 TE RED.PVDF 50X32X50	24.20
01600503504040	626320005 TE RED.PVDF 50X40X40	27.30
01600503504050	626321005 TE RED.PVDF 50X40X50	25.90
01600503632663	627316005 TE RED.PVDF 63X26X63	52.00
01600503633263	627320005 TE RED.PVDF 63X32X63	52.00
01600503634063	627321005 TE RED.PVDF 63X40X63	52.00
01600503635063	627322005 TE RED.PVDF 63X50X63	52.00
01600503752675	628316005 TE RED.PVDF 75X26X75	114.20
01600503753275	628320005 TE RED.PVDF 75X32X75	114.20
01600503754075	628321005 TE RED.PVDF 75X40X75	114.20
01600503755075	628322005 TE RED.PVDF 75X50X75	114.20
01600503756375	628323005 TE RED.PVDF 75X63X75	114.20

TES REDUÇÃO EM BRONZE MEPLA

01600504032016032	604311001 TE RED. MEPLA LATAO 32X16X32	12.60
-------------------	--	-------

TES SIMPLES EM PVDF MEPLA

01600502016	621310005 TE SIMPLES PVDF 16 MEPLA	7.60
01600502020	622310005 TE SIMPLES PVDF 20 MEPLA	7.60
01600502026	623310005 TE SIMPLES PVDF 26 MEPLA	8.70
01600502032	624310005 TE SIMPLES PVDF 32 MEPLA	10.80
01600502040	625310005 TE SIMPLES PVDF 40 MEPLA	15.40
01600502050	626310005 TE SIMPLES PVDF 50 MEPLA	24.90
01600502063	627310005 TE SIMPLES PVDF 63 MEPLA	52.00
01600502075	628310005 TE SIMPLES PVDF 75 MEPLA	114.20

TUBOS TRICOMPOSTOS G**TUBOS TRICOMPOSTOS GEBERIT MEPLA EM ROLO**

01600101016	601130002 TUBO TRICOMP.16 MEPLA R.100MTS	2.50
016001010160	601130001 TUBO TRICOMP.16 MEPLA R.50MTS	2.70
01600101020	602130002 TUBO TRICOMP.20 MEPLA R.100MTS	3.50
016001010200	602130001 TUBO TRICOMP.20 MEPLA R.50MTS	3.70
01600101026	603110001 TUBO TRICOMP.26 MEPLAR.50MTS	6.20

TUBOS TRICOMPOSTOS GEBERIT MEPLA EM VARA

01600102016	601100001 TUBO TRICOMP.VARA 16 MEPLA	3.20
01600102020	602100001 TUBO TRICOMP.VARA 20 MEPLA	4.40
01600102026	603100001 TUBO TRICOMP.VARA 26 MEPLA	7.60
01600102032	604100001 TUBO TRICOMP.VARA 32 MEPLA	10.50
01600102040	605100001 TUBO TRICOMP.VARA 40 MEPLA	18.80
01600102050	606100001 TUBO TRICOMP.VARA 50 MEPLA	23.00
01600102063	607100001 TUBO TRICOMP.VARA 63 MEPLA	32.90
01600102075	608100001 TUBO TRICOMP.VARA 75 MEPLA	57.50

UNIOES GEBERIT MEPLA**UNIOES DESMONTAVEIS, C/VED.CONICO BRONZ**

01600606016	601571005 UNIAO DESM.C/VED.CONI.BRZE 16	19.40
-------------	---	-------



+351 244 800 160
+351 244 802 323



geral@canalcentro.pt
info@canalcentro.pt



R. do Bailadouro s/nº,
2410-211 Pousos



01600606020	602571005 UNIAO DESM.C/VED.CONI.BRZE 20	21.30
01600606026	603571005 UNIAO DESM.C/VED.CONI.BRZE 26	24.90
01600606032	604571005 UNIAO DESM.C/VED.CONI.BRZE 32	32.40
01600606040	605571005 UNIAO DESM.C/VED.CONI.BRZE 40	40.50
01600606050	606571005 UNIAO DESM.C/VED.CONI.BRZE 50	80.90
01600606063	607571005 UNIAO DESM.C/VED.CONI.BRZE 63	169.00

UNIOES EM PVDF MEPLA

01600603016	621505005 UNIAO SIMPLES PVDF 16 MEPLA	3.20
01600603020	622505005 UNIAO SIMPLES PVDF 20 MEPLA	3.50
01600603026	623505005 UNIAO SIMPLES PVDF 26 MEPLA	4.20
01600603032	624505005 UNIAO SIMPLES PVDF 32 MEPLA	6.10
01600603040	625505005 UNIAO SIMPLES PVDF 40 MEPLA	10.20
01600603050	626505005 UNIAO SIMPLES PVDF 50 MEPLA	13.90
01600603063	627505005 UNIAO SIMPLES PVDF 63 MEPLA	27.40
01600603075	628505005 UNIAO SIMPLES PVDF 75 MEPLA	60.10

UNIOES FEMEA EM LATAO MEPLA

01600602016012	611555005 UNIAO F LATAO 16X1/2	5.10
01600602016034	601556005 UNIAO F BRONZE 16X3/4	11.60
01600602020012	612555005 UNIAO F LATAO 20X1/2	5.60
01600602020012B	602555005 UNIAO F BRONZE 20X1/2	9.50
01600602020034	612556005 UNIAO F LATAO 20X3/4	5.60
01600602026034	613556005 UNIAO F LATAO 26X3/4	8.50
01600602026100	613557005 UNIAO F LATAO 26X1	8.50
01600602032100	614557005 UNIAO F LATAO 32X1	11.50
01600602040100	605557005 UNIAO F BRONZE 40X1	16.60
01600602040114	605558005 UNIAO F BRONZE 40X11/4	16.60
01600602050112	606559005 UNIAO F BRONZE 50X11/2	39.20
01600602063200	607560005 UNIAO F BRONZE 63X2	64.30
01600602075075	608561005 UNIAO F BRONZE 75X21/2	115.00

UNIOES MACHO EM LATAO MEPLA

01600601016012	611535005 UNIAO M LATAO 16X1/2	5.10
01600601016034	601536005 UNIAO M BRONZE 16X3/4	10.20
01600601020012	612535005 UNIAO M LATAO 20X1/2	5.50
01600601020034	612536005 UNIAO M LATAO 20X3/4	5.60
01600601026012	613535005 UNIAO M LATAO 26X1/2	8.50
01600601026034	613536005 UNIAO M LATAO 26X3/4	8.20
01600601026100	613537005 UNIAO M LATAO 26X1	8.50
01600601032100	614537005 UNIAO M LATAO 32X1	11.20
01600601032114	604538005 UNIAO M BRONZE 32X11/4	19.50
01600601040100	605537005 UNIAO M BRONZE 40X1	16.60
01600601040114	605538005 UNIAO M BRONZE 40X11/4	16.60
01600601050112	606537005 UNIAO M BRONZE 50X11/2	38.20
01600601050200	606540005 UNIAO M BRONZE 50X2	42.90
01600601063002	607539005 UNIAO M BRONZE 63X2	58.90
01600601075075	608541005 UNIAO M BRONZE 75X21/2	115.00

VALVULAS CORTE EMBUT**VALVULAS CORTE EMBUTIDA COM ROSETA GEBER**

01601002016	611011212 VAL. CORTE EMBUT.C/ROSETA 16	35.50
01601002020	612011212 VAL. CORTE EMBUT.C/ROSETA 20	35.80
01601002026	613011212 VAL. CORTE EMBUT.C/ROSETA 26	39.40

VALVULAS CORTE EMBUTIR C/MANIPULO GEBERI

01601001016	611061002 VALV.CORTE MEPLA C/MANIP.16	25.60
01601001020	612061002 VALV.CORTE MEPLA C/MANIP.20	25.80
01601001026	613061002 VALV.CORTE MEPLA C/MANIP.26	27.00
01601001032	614061002 VALV.CORTE MEPLA C/MANIP.32	36.00
01601001040	615061002 VALV.CORTE MEPLA C/MANIP.40	68.50
01601001050	616061002 VALV.CORTE MEPLA C/MANIP.50	102.80

TUBOS/ ACESSORIOS INOX MAPRESS GEBE

+351 244 800 160
+351 244 802 323



geral@canalcentro.pt
info@canalcentro.pt



R. do Bailadouro s/nº,
2410-211 Pousos



ADAPTADORES P/SISTE**ADAP.C/PORCA UNIAO LATAO GEB.MAP.INOX**

015912080761	35039 ADAP.MAP.INOX PORCA UNIAO 76.1 GEB	203.50
--------------	--	--------

ADAP.C/ROSCA FEMEA GEBERIT MAPRESS

01591201018020	31803 ADAPTA.FEMEO INOX MAPRESS 18X1/2	11.90
01591201018025	31804 ADAPTA.FEMEO INOX MAPRESS 18X3/4	12.20
01591201022020	31805 ADAPTA.FEMEO INOX MAPRESS 22X1/2	14.80
01591201022025	31806 ADAPTA.FEMEO INOX MAPRESS 22X3/4	14.80
01591201028025	31819 ADAPTA.FEMEO INOX MAPRESS 28X3/4	20.90
01591201028032	31809 ADAPTA.FEMEO INOX MAPRESS 28X1	20.90
01591201035032	31820 ADAPTA.FEMEO INOX MAPRESS 35X1	34.40
01591201035040	31811 ADAPTA.FEMEO INOX MAPRESS 35X11/4	34.40
01591201042040	31821 ADAPTA.FEMEO INOX MAPRESS 42X11/4	44.20
01591201042050	31814 ADAPTA.FEMEO INOX MAPRESS 42X11/2	44.20
01591201054050	31822 ADAPTA.FEMEO INOX MAPRESS 54X11/2	49.60
01591201054063	31818 ADAPTA.FEMEO INOX MAPRESS 54X2	49.60

ADAP.C/ROSCA MACHO GEBERIT MAPRESS

01591202015020	31703 ADAPTADOR MACHO MAPRESS 15X1/2	11.20
01591202018020	31704 ADAPTADOR MACHO MAPRESS 18X1/2	12.20
01591202022025	31707 ADAPTADOR MACHO MAPRESS 22X3/4	14.80
01591202022032	31716 ADAPTADOR MACHO MAPRESS 22X1	14.80
01591202028025	31717 ADAPTADOR MACHO MAPRESS 28X3/4	20.90
01591202028032	31708 ADAPTADOR MACHO MAPRESS 28X1	20.90
01591202028040	31718 ADAPTADOR MACHO MAPRESS 28X11/4	20.90
01591202035032	31719 ADAPTADOR MACHO MAPRESS 35X1	34.40
01591202035040	31709 ADAPTADOR MACHO MAPRESS 35X11/4	34.40
01591202035050	31720 ADAPTADOR MACHO MAPRESS 35X11/2	34.40
01591202042040	31721 ADAPTADOR MACHO MAPRESS 42X11/4	44.20
01591202042050	31710 ADAPTADOR MACHO MAPRESS 42X11/2	44.20
01591202054050	31722 ADAPTADOR MACHO MAPRESS 54X11/2	49.60
01591202054063	31711 ADAPTADOR MACHO MAPRESS 54X2	49.60
015912020761075	31713 ADAPTADOR MACHO MAPRESS 76.1X21/2	225.50
015912020889090	31724 ADAPTADOR MACHO MAPRESS 88,9X3	337.30

ADAP.ROSCA FEM E PONTA PLANA MAPRESS GEB

01591206022034	90936 ADAP.TRANS.ROSCA F. E P.PL 22X3/4	15.70
----------------	---	-------

ADAP.ROSCA FEM.E MAPRESS GEB

01591205054063	31940 ADAPTADOR R.MACHO P.PLANA 54X2 MAP	49.60
----------------	--	-------

ADAP.TRANSIÇÃO C/R.MACHO GEBERIT MAPRESS

01591203018012	35332 ADAP.TRANS.M.C/PORCA UNIAO 18X1/2	21.60
01591203022034	35335 ADAP.TRANS.M.C/PORCA UNIAO 22X3/4	22.60

ADAPTADORES GEBERIT**ADAPTADOR C/ROSCA FE.E PONTAS AÇO CARB.**

01594103054063	21940 ADAPT.ROSCA FE.C/P.AÇO CARBON.54X2	19.50
----------------	--	-------

ADAPTADOR C/ROSCA FE.MAPRESS AÇO CARBONO

01594104054063	21818 ADAPT.ROSC.FE.AÇO CARBONO 54X2	19.50
01594109054063	25309 ADAPT.ROSCA FE.ALO CARBONO 54X2	69.80

ADAPTADOR C/ROSCA MA.DESAPARAF.AÇO CARB.

01594108054063	25340 ADAPT.ROSCA FE.DESAPARAF.CARB.54X2	73.20
----------------	--	-------

ADAPTADOR C/ROSCA MA.MAPRESS AÇO CARBONO

01594102015020	21703 ADAPT.ROSCA MA.MAP.AÇO CARB.15X1/2	5.30
01594102022025	21707 ADAPT.ROSCA MA.MAP.AÇO CARB.22X3/4	6.30
01594102028025	21717 ADAPT.ROSCA MA.MAP.AÇO CARB.28X3/4	8.00
01594102028032	21708 ADAPT.ROSCA MA.MAP.AÇO CARB.28X1	8.20
01594102035040	21709 ADAPT.ROSCA MA.MAP.AÇO CARB35X11/4	11.00
01594102042050	21710 ADAPT.ROSCA MA.MAP.AÇO CARB42X11/2	12.70
01594102054063	21711 ADAPT.ROSCA MA.MAP.AÇO CARB.54X2	18.90

ADAPTADOR TRANSI.90.MAPRESS AÇO CARBONO

+351 244 800 160
+351 244 802 323



geral@canalcentro.pt
info@canalcentro.pt



R. do Bailadouro s/nº,
2410-211 Pousos



01594111015020 20553 ADAP.TRAN.90. ACO CARBONO F.15X1/2 7.50

CURVAS 45.INOX MAPRE**CURVAS 45° C/1 PONTA PLANA GEB.MAPRESS**

01590602015	30702 CURVA P.PLANAS 45. MAPRESS 15	8.50
01590602018	30703 CURVA P.PLANAS 45. MAPRESS 18	9.50
01590602022	30704 CURVA P.PLANAS 45. MAPRESS 22	11.70
01590602028	30705 CURVA P.PLANAS 45. MAPRESS 28	14.70
01590602035	32706 CURVA P.PLANAS 45. MAPRESS 35	19.50
01590602042	32707 CURVA P.PLANAS 45. MAPRESS 42	30.80
01590602054	32708 CURVA P.PLANAS 45. MAPRESS 54	41.00
015906020761	32709 CURVA P.PLANAS 45. MAPRESS 76.1	120.50
015906020889	32710 CURVA P.PLANAS 45. MAPRESS 88.9	144.70

CURVAS 45° GEBERIT MAPRESS

01590601015	30602 CURVA 45. INOX MAPRESS 15	8.50
01590601018	30603 CURVA 45. INOX MAPRESS 18	9.50
01590601022	30604 CURVA 45. INOX MAPRESS 22	11.70
01590601028	30605 CURVA 45. INOX MAPRESS 28	14.70
01590601035	32606 CURVA 45. INOX MAPRESS 35	19.50
01590601042	32607 CURVA 45. INOX MAPRESS 42	30.80
01590601054	32608 CURVA 45. INOX MAPRESS 54	41.00
015906010761	32609 CURVA 45. INOX MAPRESS 76.1	120.50
015906010889	32610 CURVA 45. INOX MAPRESS 88.9	144.70
01590601108	32611 CURVA 45. INOX MAPRESS 108	198.00

CURVAS 90.INOX MAPRE**CURVAS 90° C/PONTAS PLANAS GEB.MAPRESS**

01590502015	30302 CURVA 90° P.PLANA INOX MAPRESS 15	8.50
01590502022	30304 CURVA 90° P.PLANA INOX MAPRESS 22	11.70
01590502028	30305 CURVA 90° P.PLANA INOX MAPRESS 28	14.70
01590502035	33306 CURVA 90° P.PLANA INOX MAPRESS 35	19.50
01590502042	33307 CURVA 90° P.PLANA INOX MAPRESS 42	30.80
01590502054	33308 CURVA 90° P.PLANA INOX MAPRESS 54	41.00
015905020761	33309 CURVA 90° P.PLANA INOX MAPRESS 76,1	120.50
015905020889	33310 CURVA 90° P.PLANA INOX MAPRESS 88,9	144.70

CURVAS 90° GEBERIT MAPRESS

01590501012	30101 CURVA 90. INOX MAPRESS 12	7.70
01590501015	30102 CURVA 90. INOX MAPRESS 15	8.50
01590501018	30103 CURVA 90. INOX MAPRESS 18	9.50
01590501022	30104 CURVA 90. INOX MAPRESS 22	11.70
01590501028	30105 CURVA 90. INOX MAPRESS 28	14.70
01590501035	31106 CURVA 90. INOX MAPRESS 35	19.50
01590501042	31107 CURVA 90. INOX MAPRESS 42	30.80
01590501054	31108 CURVA 90. INOX MAPRESS 54	41.00
015905010761	31109 CURVA 90. INOX MAPRESS 76.1	120.50
015905010889	31110 CURVA 90. INOX MAPRESS 88.9	144.70
01590501108	31111 CURVA 90. INOX MAPRESS 108	198.00

CURVAS GEBERIT MAPRE**CURVAS 45. GEBERIT MAPRESS AÇO CARBONO**

01594404035	23606 CURVA 45.MAPRESS AÇO CARBONO 35	9.20
01594404042	23607 CURVA 45.MAPRESS AÇO CARBONO 42	14.60
01594404054	23608 CURVA 45.MAPRESS AÇO CARBONO 54	19.40
015944040761	20609 CURVA 45.MAPRESS AÇO CARBONO 76.1	65.00

CURVAS 45.MAP.AÇO CARBONO C/PONTA PLAN

01594405022	20704 CURVA 45.C/P.PLANA MAP.AÇO CARB.22	3.70
01594405028	20705 CURVA 45.C/P.PLANA MAP.AÇO CARB.28	5.00
01594405054	23708 CURVA 45.C/P.PLANA MAP.AÇO CARB.54	19.40
015944050761	20709 CURVA 45.C/P.PLAN.MAP.AÇ.CARB.76.1	65.00

CURVAS 90. GEBERIT MAPRESS AÇO CARBONO

01594401015	20102 CURVA 90.MAPRESS AÇO CARBONO 15	3.20
-------------	---------------------------------------	------

+351 244 800 160
+351 244 802 323geral@canalcentro.pt
info@canalcentro.ptR. do Bailadouro s/nº,
2410-211 Pousos

01594401018	20103 CURVA 90.MAPRESS AÇO CARBONO 18	3.50
01594401022	20104 CURVA 90.MAPRESS AÇO CARBONO 22	3.70
01594401028	20105 CURVA 90.MAPRESS AÇO CARBONO 28	5.00
01594401035	23106 CURVA 90.MAPRESS AÇO CARBONO 35	9.20
01594401042	23107 CURVA 90.MAPRESS AÇO CARBONO 42	14.60
01594401054	23108 CURVA 90.MAPRESS AÇO CARBONO 54	19.40
015944010761	20109 CURVA 90.MAPRESS AÇO CARBONO 76,1	65.00

CURVAS 90.MAP.AÇO CARBONO C/PONTA PLAN

01594402054	23308 CURVA 90.C/P.PLANA MAP.AÇO CARB.54	19.40
015944020761	20309 CURVA 90.C/P.PLAN.MAP.AÇ.CARB.76.1	65.00

JOELHO 90.P/SIST.MAP**JOELHOS 90° C/PATER C/R.FEMEA, DESCENTR.**

01591312022	33427 JOELHO 90.C/PATER F.22X3/4 MAPRESS	26.80
-------------	--	-------

JOELHOS 90° C/PATER C/ROSC.FEMEA MAPRESS

01591308015020	33403 JOELHO 90.C/PATER F15X1/2 MAPRESS	19.20
01591308022025	33407 JOELHO 90.C/PATER F22X3/4 MAPRESS	26.80

JOELHOS 90° C/PATER PASSAGEM MAPRESS

01591311015020	33503 JOELHO C/PAT.F.PASSAG.90° 15X1/2	30.00
----------------	--	-------

JOELHOS 90° C/ROSCA FEMEA GEB.MAPRESS

01591301015	33803 JOELHO ADAP.90.C/ROSC.F.15X1/2 MAP	15.60
01591301018	33804 JOELHO ADAP.90.C/ROSC.F.18X1/2 MAP	16.70
01591301022	33805 JOELHO ADAP.90.C/ROSC.F.22X3/4 MAP	21.50
01591301028	33806 JOELHO ADAP.90.C/ROSC.F.28X1 MAP	27.50
01591301035	33807 JOELHO ADAP.90.ROSC.F.35X1 1/4 MAP	38.90

JOELHOS 90° C/ROSCA MACHO GEB.MAPRESS

01591302035	33837 JOELHO ADAP.90.C/ROS.MACHO 35X11/4	38.90
01591302042050	33838 JOELHO MACHO MAPRESS 42X11/2	68.30
01591302054063	33839 JOELHO MACHO INOX MAPRESS 54X2	87.10

JOELHOS ADAPT.GEB MA**JOELHOS ADPAP. MAPRESS AÇO CARBONO**

01594701015	21613 JOELHO ADAP.90.C/ROSC.M.15X1/2 MAP	6.20
-------------	--	------

MAQ.E FERRAMEN.MAPR**ADAPTADORES P/COLAR COMPRESSAO MAPRESS**

0159300590795	90795 ADAPT.P/COLAR COMPRESS.ZB 323 (3)	536.10
---------------	---	--------

CALIBRADORES-CHAMFRADORES GEBERIT MAPRES

015930061254	90363 CALIBRADOR GEBERIT MAPRESS 12-54	31.50
--------------	--	-------

CONJUNTOS MORDENTES COMPRESSAO MAPRESS

0159300403	691396002 CONJ.MORD.COMPRES.MAPRESS42-54	1294.1
0159300404	691293001 CONJ MORD.COMPR.15/22/28/35 MA	591.90

CORTA-TUBOS GEBERIT MAPRESS

015930071254	91088 CORTA TUBO GEBERIT MAPRESS 12-54	60.30
--------------	--	-------

LAMINAS P/CORTA TUBOS GEBERIT MAPRESS

01593008012054	91092 CONJ.LAMINAS P/CORTA TUBO MAP12-54	20.70
----------------	--	-------

MAUINAS ELECTRICAS MAPRESS

0159300101	691310P23 MAQ.ELECT.ECO 301 MAPRESS	1942.0
------------	-------------------------------------	--------

MOLDES GEBERIT MAPRESS

0159300912108	90351 MOLDE GEBERIT MAPRESS 12-108	5.80
---------------	------------------------------------	------

REDUCOES GEBERIT MAP**REDUÇÕES GEBERIT MAPRESS ACO CARBONO**

01594301018015	22303 REDUCAO MAPRESS ACO CARBONO 18X15	2.50
01594301022015	22305 REDUCAO MAPRESS ACO CARBONO 22X15	3.10
01594301022018	22306 REDUCAO MAPRESS ACO CARBONO 22X18	3.10
01594301028015	22307 REDUCAO MAPRESS ACO CARBONO 28X15	4.40
01594301028022	22309 REDUCAO MAPRESS ACO CARBONO 28X22	4.40
01594301035015	22310 REDUCAO MAPRESS ACO CARBONO 35X15	8.20
01594301035018	22311 REDUCAO MAPRESS ACO CARBONO 35X18	8.20



01594301035022	22312 REDUCAO MAPRESS ACO CARBONO 35X22	8.20
01594301035028	22313 REDUCAO MAPRESS ACO CARBONO 35X28	8.20
01594301042018	22315 REDUCAO MAPRESS ACO CARBONO 42X18	8.60
01594301042028	22317 REDUCAO MAPRESS ACO CARBONO 42X28	8.90
01594301042035	22318 REDUCAO MAPRESS ACO CARBONO 42X35	8.90
01594301054022	22321 REDUCAO MAPRESS ACO CARBONO 54X22	14.10
01594301054028	22322 REDUCAO MAPRESS ACO CARBONO 54X28	14.10
01594301054035	22323 REDUCAO MAPRESS ACO CARBONO 54X35	14.10
01594301054042	22324 REDUCAO MAPRESS ACO CARBONO 54X42	14.10
015943010761054	22331 REDUCAO MAPRESS ACO CARBO. 76.1X54	38.50

REDUCOES INOX MAPRES**REDUÇÃO C/1 PONTA PLANA GEB.MAPRESS**

01591001018015	32303 RED.C/P.PLANA MAPRESS 18X15	6.40
01591001022015	32305 RED.C/P.PLANA MAPRESS 22X15	7.00
01591001022018	32306 RED.C/P.PLANA MAPRESS 22X18	7.00
01591001028015	32307 RED.C/P.PLANA MAPRESS 28X15	7.90
01591001028018	32308 RED.C/P.PLANA MAPRESS 28X18	7.90
01591001028022	32309 RED.C/P.PLANA MAPRESS 28X22	7.90
01591001035015	32310 RED.C/P.PLANA MAPRESS 35X15	12.20
01591001035018	32311 RED.C/P.PLANA MAPRESS 35X18	12.20
01591001035022	32312 RED.C/P.PLANA MAPRESS 35X22	12.20
01591001035028	32313 RED.C/P.PLANA MAPRESS 35X28	12.20
01591001042015	32314 RED.C/P.PLANA MAPRESS 42X15	16.30
01591001042022	32316 RED.C/P.PLANA MAPRESS 42X22	16.30
01591001042028	32317 RED.C/P.PLANA MAPRESS 42X28	16.30
01591001042035	32318 RED.C/P.PLANA MAPRESS 42X35	16.30
01591001054022	32321 RED.C/P.PLANA MAPRESS 54X22	22.90
01591001054028	32322 RED.C/P.PLANA MAPRESS 54X28	22.90
01591001054035	32323 RED.C/P.PLANA MAPRESS 54X35	22.90
01591001054042	32324 RED.C/P.PLANA MAPRESS 54X42	22.90
015910010761054	32331 RED.C/P.PLANA MAPRESS 76.1X54	70.60
015910010889054	32338 RED.C/P.PLANA MAPRESS 88.9X54	76.00
0159100108890761	32339 RED.C/P.PLANA MAPRESS 88.9X76.1	76.00
01591001108054	32345 RED.C/P.PLANA MAPRESS 108X54	80.00
015910011080761	32346 RED.C/P.PLANA MAPRESS 108X76.1	80.00
015910011080889	32348 RED.C/P.PLANA MAPRESS 108X88.9	80.00

TAMPOES GEBER.CARBO**TAMPOES GEBERIT MAPRESS AÇO CARBONO**

01594601054	20218 TAMPAO MAPRESS AÇO CARBONO 54	17.60
015946010761	20219 TAMPAO MAPRESS AÇO CARBONO 76.1	28.30

TAMPOES INOX MAPRESS**TAMPOES FEMEA GEBERIT MAPRES**

01590401018	33213 TAMPAO FEMEA MAP.INOX GEBERIT 18	9.60
01590401022	33214 TAMPAO FEMEA MAP.INOX GEBERIT 22	10.70
01590401028	33215 TAMPAO FEMEA MAP.INOX GEBERIT 28	12.20
01590401035	33216 TAMPAO FEMEA MAP.INOX GEBERIT 35	17.30
01590401042	33217 TAMPAO FEMEA MAP.INOX GEBERIT 42	36.30
01590401054	33218 TAMPAO FEMEA MAP.INOX GEBERIT 54	40.80

TES GEBERIT MAPRESS**TES IGUAIS C/ROSCA FEM. GEB.MAP.AÇO CARB**

01594503054025	21321 TE C/ROSC.FEM.AÇO CARBON.54X3/4X54	21.60
01594503054032	21322 TE C/ROSC.FEM.AÇO CARBON.54X1X54	20.90
01594503054063	21324 TE C/ROSC.FEM.AÇO CARBON.54X2X54	39.90
015945030761025	21326 TE C/ROSC.FEM.AÇ.CAR.76.1X3/4X76.1	74.80

TES IGUAIS GEBERIT MAPRESS AÇO CARBONO

01594501015	21002 TE IGUAL GEB.MAP.AÇO CARBONO 15	5.10
01594501022	21004 TE IGUAL GEB.MAP.AÇO CARBONO 22	5.70
01594501028	21005 TE IGUAL GEB.MAP.AÇO CARBONO 28	9.10



01594501035	21006 TE IGUAL GEB.MAP.AÇO CARBONO 35	11.90
01594501042	21007 TE IGUAL GEB.MAP.AÇO CARBONO 42	16.50
01594501054	21008 TE IGUAL GEB.MAP.AÇO CARBONO 54	20.10
015945010761	21009 TE IGUAL GEB.MAP.AÇO CARBONO 76.1	124.10

TES REDUCAO GEBERIT MAPRESS ACO CARBONO

01594502015022	21104 TE RED.MAPRES.ACO CARBONO 15X22X15	5.90
01594502018015	21204 TE RED.MAPRES.ACO CARBONO 18X15X18	5.40
01594502022015	21206 TE RED.MAPRES.ACO CARBONO 22X15X22	5.90
01594502022018	21207 TE RED.MAPRES.ACO CARBONO 22X18X22	5.90
01594502028015	21209 TE RED.MAPRES.ACO CARBONO 28X15X28	8.00
01594502028018	21210 TE RED.MAPRES.ACO CARBONO 28X18X28	8.00
01594502028022	21211 TE RED.MAPRES.ACO CARBONO 28X22X28	8.00
01594502035015	21212 TE RED.MAPRES.ACO CARBONO 35X15X35	11.90
01594502035018	21213 TE RED.MAPRES.ACO CARBONO 35X18X35	11.90
01594502035022	21214 TE RED.MAPRES.ACO CARBONO 35X22X35	11.90
01594502035028	21215 TE RED.MAPRES.ACO CARBONO 35X28X35	11.90
01594502042015	21216 TE RED.MAPRES.ACO CARBONO 42X15X42	15.70
01594502042022	21218 TE RED.MAPRES.ACO CARBONO 42X22X42	16.50
01594502042028	21219 TE RED.MAPRES.ACO CARBONO 42X28X42	16.50
01594502054015	21221 TE RED.MAPRES.ACO CARBONO 54X15X54	19.30
01594502054022	21223 TE RED.MAPRES.ACO CARBONO 54X22X54	20.10
01594502054028	21224 TE RED.MAPRES.ACO CARBONO 54X28X54	20.10
015945020761054	21233 TE RED.MAPRES.ACO CAR.76.1X54X76.1	123.80

TES P/SIST.GEB.MAPRE**TE CENTRO FEMEA GEBERIT MAPRESS**

01591103028025	31310 TE CENTRO ROSCADO FEM. 28X3/4X28	18.20
01591103035025	31313 TE CENTRO ROSCADO FEM. 35X3/4X35	22.10
01591103042025	31317 TE CENTRO ROSCADO FEM. 42X3/4X42	27.00
01591103054020	31320 TE CENTRO ROSCADO FEM.54X1/2X54	32.20
01591103054025	31321TE CENTRO ROSCADO FEM.54X3/4X54	32.20
01591103076025	31326 TE CENTRO ROSCADO FEM. 76X3/4X76	187.30
01591103076063	31329 TE CENTRO ROSCADO FEM. 76.1X2X76.1	187.30
01591103088063	31334 TE CENTRO ROSCADO FEM. 88.9X2X88.9	203.50

TE IGUAL GEBERIT MAPRESS

01591101015	31002 TE SIMPLES INOX MAPRESS 15	13.60
01591101018	31003 TE SIMPLES INOX MAPRESS 18	14.00
01591101022	31004 TE SIMPLES INOX MAPRESS 22	14.80
01591101028	31005 TE SIMPLES INOX MAPRESS 28	18.00
01591101035	31006 TE SIMPLES INOX MAPRESS 35	22.30
01591101042	31007 TE SIMPLES INOX MAPRESS 42	32.30
01591101054	31008 TE SIMPLES INOX MAPRESS 54	37.30
015911010761	31009 TE SIMPLES INOX MAPRESS 76.1	192.70
015911010889	31010 TE SIMPLES INOX MAPRESS 88.9	200.70
01591101108	31011 TE SIMPLES INOX MAPRESS 108	247.50

TE REDUÇÃO GEBERIT MAPRESS

01591102018015018	31204 TE RED.INOX MAPRESS 18X15X18	14.00
01591102022015022	31206 TE RED.INOX MAPRESS 22X15X22	14.80
01591102022018022	31207 TE RED.INOX MAPRESS 22X18X22	14.80
01591102028015028	31209 TE RED.INOX MAPRESS 28X15X28	18.00
01591102028018028	31210 TE RED.INOX MAPRESS 28X18X28	18.00
01591102028022028	31211 TE RED.INOX MAPRESS 28X22X28	18.00
01591102035015035	31212 TE RED.INOX MAPRESS 35X15X35	22.30
01591102035022035	31214 TE RED.INOX MAPRESS 35X22X35	22.00
01591102035028035	31215 TE RED.INOX MAPRESS 35X28X35	22.30
01591102042015042	31216 TE RED.INOX MAPRESS 42X15X42	32.30
01591102042022042	31218 TE RED.INOX MAPRESS 42X22X42	31.80
01591102042035042	31220 TE RED.INOX MAPRESS 42X35X42	32.30
01591102054015054	31221 TE RED.INOX MAPRESS 54X15X54	37.30
01591102054022054	31223 TE RED.INOX MAPRESS 54X22X54	37.30



01591102054028054	31224 TE RED.INOX MAPRESS 54X28X54	37.30
01591102054035054	31225 TE RED.INOX MAPRESS 54X35X54	37.30
01591102054042054	31226 TE RED.INOX MAPRESS 54X42X54	37.30
01591102076022076	31229 TE RED.INOX MAPRESS 76.1X22X76.1	192.70
01591102076028076	31230 TE RED.INOX MAPRESS 76.1X28X76.1	192.70
01591102076035076	31231 TE RED.INOX MAPRESS 76.1X35X76.1	192.70
01591102076042076	31232 TE RED.INOX MAPRESS 76.1X42X76.1	192.70
01591102076054076	31233 TE RED.INOX MAPRESS 76.1X54X76.1	192.70
01591102088022088	31236 TE RED.INOX MAPRESS 88.9X22X88.9	200.70
01591102088028088	31237 TE RED.INOX MAPRESS 88.9X28X88.9	200.70
01591102088035088	31238 TE RED.INOX MAPRESS 88.9X35X88.9	200.70
01591102088042088	31239 TE RED.INOX MAPRESS 88.9X42X88.9	200.70
01591102088076088	31241 TE RED.INOX MAPRESS 88.9X76.1X88.9	200.70
01591102108022108	31244 TE RED.INOX MAPRESS 108X22X108	247.50
01591102108028108	31245 TE RED.INOX MAPRESS 108X28X108	247.50
01591102108035108	31246 TE RED.INOX MAPRESS 108X35X108	247.50
01591102108042108	31247 TE RED.INOX MAPRESS 108X42X108	247.50
01591102108054108	31248 TE RED.INOX MAPRESS 108X54X108	247.50
015911021080761108	31249 TE RED.INOX MAPRESS 108X76.1X108	247.50
015911021080889108	31250 TE RED.INOX MAPRESS 108X88.9X108	247.50

**TUBOS GEBERIT MAPRES****TUBO AÇO CARBONO GALV.EST.AT.PEQ.**

01594001015	29252 TUBO MAPRESS AÇO CARBONO GALV.15	2.00
01594001018	29253 TUBO MAPRESS AÇO CARBONO GALV.18	2.20
01594001022	29254 TUBO MAPRESS AÇO CARBONO GALV.22	3.10
01594001028	29255 TUBO MAPRESS AÇO CARBONO GALV.28	4.00
01594001035	29256 TUBO MAPRESS AÇO CARBONO GALV.35	5.60
01594001042	29257 TUBO MAPRESS AÇO CARBONO GALV.42	7.20
01594001054	29258 TUBO MAPRESS AÇO CARBONO GALV.54	9.20
015940010761	29209 TUBO MAPRESS AÇO CARBONO GALV.76,1	23.30

TUBOS INOX MAPRESS**PONTAS DE TUBO AÇO INOX GEBERIT MAPRESS**

01590106054	32056 PONTA TUBO GEBERIT MAPRESS 54	8.50
-------------	-------------------------------------	------

TUBOS AISI 316 GEBERIT MAPRESS (A.PEQ.)

01590101015	39202 TUBO INOX AISI 316 MAPRESS 15	6.20
01590101018	39203 TUBO INOX AISI 316 MAPRESS 18	7.60
01590101022	39204 TUBO INOX AISI 316 MAPRESS 22	10.40
01590101028	39205 TUBO INOX AISI 316 MAPRESS 28	12.60
01590101035	39206 TUBO INOX AISI 316 MAPRESS 35	18.40
01590101042	39207 TUBO INOX AISI 316 MAPRESS 42	22.40
01590101054	39208 TUBO INOX AISI 316 MAPRESS 54	28.10
015901010761	39209 TUBO INOX AISI 316 MAPRESS 76.1	58.90
015901010889	39210 TUBO INOX AISI 316 MAPRESS 88.9	66.80
01590101108	39211 TUBO INOX AISI 316 MAPRESS 108	85.50

UNIOES GEBERIT MAPRE**UNIOES GEBERIT MAPRESS AÇO CARBONO**

01594201015	22002 UNIAO MAPRESS AÇO CARBONO 15	2.00
01594201018	22003 UNIAO MAPRESS AÇO CARBONO 18	2.10
01594201022	22004 UNIAO MAPRESS AÇO CARBONO 22	2.40
01594201028	22005 UNIAO MAPRESS AÇO CARBONO 28	3.00
01594201035	22006 UNIAO MAPRESS AÇO CARBONO 35	4.80
01594201042	22007 UNIAO MAPRESS AÇO CARBONO 42	6.70
01594201054	22008 UNIAO MAPRESS AÇO CARBONO 54	8.00
015942010761	22009 UNIAO MAPRESS AÇO CARBONO 76.1	43.30

UNIOES INOX MAPRESS**UNIAO CURTA GEBERIT MAPRESS**

01590201012	33001 UNIAO CURTA INOX MAPRESS 12	6.60
01590201015	32002 UNIAO CURTA INOX MAPRESS 15	5.90



01590201018	32003 UNIAO CURTA INOX MAPRESS 18	6.40
01590201022	32004 UNIAO CURTA INOX MAPRESS 22	7.40
01590201028	32005 UNIAO CURTA INOX MAPRESS 28	8.30
01590201035	32006 UNIAO CURTA INOX MAPRESS 35	10.40
01590201042	32007 UNIAO CURTA INOX MAPRESS 42	13.90
01590201054	32008 UNIAO CURTA INOX MAPRESS 54	16.70
015902010761	32009 UNIAO CURTA INOX MAPRESS 76.1	80.20
015902010889	32010 UNIAO CURTA INOX MAPRESS 88.9	93.70
01590201108	32011 UNIAO CURTA INOX MAPRESS 108	120.50

UNIAO LONGA GEBERIT MAPRESS

01590202054	32108 UNIAO LONGA INOX MAPRESS 54	22.30
015902020761	32109 UNIAO LONGA INOX MAPRESS 76.1	121.80
015902020889	32110 UNIAO LONGA INOX MAPRESS 88.9	136.10

**VALV.CORTE INOX MAP****VALV.CORTE ESF.INOX C/MANIP.GEBERIT MAP**

01591707035	94956 VALVULA CORTE C/MANIP.INOX 35 MAP.	118.30
-------------	--	--------

VALV.CORTE ESF.LATAO C/MANIP.GEBERIT MAP

01591705054	94928 VALVULA CORTE C/MANIP.MAP.54	78.20
-------------	------------------------------------	-------

VALVULAS ESFERA & OUTRAS VALVULAS**"VALVULAS ""OLHO BOI****CAMPANULA P/"OLHO BOI"**

01231003025	CAMPANULA DE OLHO BOI LATAO 3/4	1.82
01231003032	CAMPANULA DE OLHO BOI LATAO 1	1.98
01231003C025	CAMPANULA DE OLHO BOI LATAO CR 3/4	3.22
01231003C032	CAMPANULA DE OLHO BOI LATAO CR 1	4.03
01231003E025	CAMPANULA DE OLHO BOI TIPO EPAL 3/4	3.29

VALVULAS "OLHO BOI" LATAO MOD.LISBOA

01231004025	TORNEIRA OLHO BOI MOD.LISBOA 3/4	8.27
-------------	----------------------------------	------

VALVULAS "OLHO BOI" LATAO SELAR

01231001020	OLHO BOI LATAO 1/2	2.44
01231001025	OLHO BOI LATAO 3/4	8.80
01231001032	OLHO BOI LATAO 1	15.29

VALVULAS OLHO BOI TIPO EPAL

01231002020	TORNEIRA OLHO BOI TIPO EPAL 1/2	SobConsulta
01231002025	TORNEIRA OLHO BOI TIPO EPAL 3/4	23.53
01231002032	TORNEIRA OLHO BOI TIPO EPAL 1	38.45

FILTROS F.F. BK**FILTROS F.F. Y DT BK**

01232301050	FILTRO F.F. Y DT 50	65.20
01232301065	FILTRO F.F. Y DT 65	72.73
01232301080	FILTRO F.F. Y DT 80	83.64
01232301100	FILTRO F.F. Y DT 100	109.09
01232301125	FILTRO F.F. Y DT 125	139.20
01232301200	FILTRO F.F. Y FLANGEADO 200	SobConsulta
01232301250	FILTRO F.F. Y FLANGEADO 250	SobConsulta

MANIPUL.ALAV.ALUM.**MANIPUL.ALAV.ALUM.P/VALV.APM ART.6100**

01231901020	MANIPULO ALAV.ALUM./VALV.APM 1/2-3/4	0.36
01231901032	MANIPULO ALAV.ALUM./VALV.APM 1-11/4	0.48
01231901050	MANIPULO ALAV.ALUM./VALV.APM 11/2	0.68
01231901063	MANIPULO ALAV.ALUM./VALV.APM 2	0.75
01231901075	MANIPULO ALAV.ALUM./VALV.APM 21/2	2.40
01231901090	MANIPULO ALAV.ALUM./VALV.APM 3	2.40
01231901110	MANIPULO ALAV.ALUM./VALV.APM 4	2.40
01231901125	MANIPULO ALAV.ALUM./VALV.APM 5	SobConsulta

MANIPUL.BORBOLETA P/VALV.APM ART.6100

01231902020	MANIPUL.BORBOLETA P/VALV.APM 1/2	0.25
-------------	----------------------------------	------



01231902025	MANIPUL.BORBOLETA P/VALV.APM 1	0.50
MANIPUL.P/VALVULAS ADUFA		
01231903050	MANIPULO P/VALVULA ADUFA 11/2	SobConsulta
TORN.ESQUAD.ARCO		
ACESSORIOS P/TORNEIRAS MAQ.LAVAR ARCO		
01231603012020	ADAPTADOR 3/8 X1/2 F/M	1.73
01231603012025	ADAPTADOR 3/8 X3/4 F/M	2.24
TORNEIR.ESQUAD.P/MAQUINA LAVAR ARCO		
0123160201	TORN.ESQ.MAQ.LAVAR L-85 1/2X3/4 728	3.82
0123160202	TORN.ESQ.MAQ.LAVAR L-86 1/2X3/4 729	3.89
TORNEIRAS ESQUADRIA "ARCO" A-80		
0123160101	TORN.ESQ.C/PORCA A-80 1/2X3/8 (702)	2.90
0123160102	TORN.ESQ.C/PORCA A-80 1/2X1/2 /NOV32)	5.21
012316010210	TORN.ESQ.COMPRIDA A-80 1/2X3/8 NOV88MAC	5.27
012316010211	TORN.ESQ.TWIN A-80 1/2X3/8X3/8 CQ4102	8.50
012316010214	TORN.ESQ.TWIN A-80 1/2X1/2X1/2 CQ4105	8.51
012316010216	TORN.ESQ.TWIN A-80 1/2X3/4X1/2 CQ4107	17.16
0123160103	TORN.ESQ.S/PORCA 1/2X3/8 DELTA DE605	2.18
01231601030	TORN.ESQ.S/PORCA 1/2X3/8 DELTA DE650	2.18
0123160104	TORN.ESQ.S/PORCA 1/2X1/2 DELTA DE705	2.24
0123160105	TORN.ESQ.S/PORCA A-80 1/2X3/8 OURO NV780	8.13
0123160106	TORN.ESQ.S/PORCA A-80 1/2X1/2 OURO	7.45
01231601080	TORN.ESQ.MINI C/FIL.PORC.1/2X1/2 2400MAC	3.97
0123160109	TORN.ESQ.MINI C/FIL.PORC.1/2X3/8 2402MAC	3.97
0123160115	TORNEIRA ESQUAD MISTA 1/2X3/8X3/4	12.40
01231601NOV77MAC	TORN.ESQ.A-80 MAC 1/2X3/8 NOV77MAC	4.14
01231601NOV91MAC	TORN.ESQ.A-80 MAC 1/2X1/2 NOV91MAC	4.06
TORNEI.ESF.JARDIM		
ACESSO.SUBST.P/TORNEI.JARDIM SERIE AMAR.		
0123020701	CASTELO C/TRAVESSAO 1/2	1.31
0123020702	CASTELO C/TRAVESSAO 3/4	5.15
JUNCOES CROM.P/TORN.ESF.JARDIM		
01230203020	JUNCAO CROM.P/TORN.ESF.JARDIM 1/2	0.92
01230203025	JUNCAO CROM.P/TORN.ESF.JARDIM 3/4	1.29
01230203032	JUNCAO CROM.P/TORN.ESF.JARDIM 1	1.77
TORN.ESF.C/JUNCAO E MANIP.SELAR APM 2080		
01230209020	TORN.ESFERA C/JUNCAO/MANIP.SELAR 1/2	6.13
01230209025	TORN.ESFERA C/JUNCAO/MANIP.SELAR 3/4	8.16
TORN.JARDIM TRADIC.C/JUNCAO SERIE AMAR.		
01230204001	TORNEIRA JARDIM C/JUNCAO CROM.1/2	10.66
01230204002	TORNEIRA JARDIM C/JUNCAO CROM.3/4	19.11
01230204020	TORN.JARDIM C/JUNCAO SERIE AMAR.1/2	8.21
01230204025	TORN.JARDIM C/JUNCAO SERIE AMAR.3/4	15.32
01230204032	TORN.JARDIM C/JUNCAO SERIE AMAR.1	26.00
TORNEI.ESF.ARDIM C/JUNCAO ART.2060		
01230201020	TORNEIRA ESFERA JARDIM C/JUNCAO 1/2	3.02
01230201032	TORNEIRA ESFERA JARDIM C/JUNCAO 1	7.11
01230201040	TORNEIRA ESFERA JARDIM C/JUNCAO 11/4	33.79
TORNEI.JARD.C/JUNCAO E CHAVE SERIE AMAR.		
01230205020	TORN.JARD.C/JUNC./CHAVE SERIE AMAR.1/2	8.32
01230205025	TORN.JARD.C/JUNC./CHAVE SERIE AMAR.3/4	15.40
012302051110	CHAVE SEGREDO PLASTICA P/TORN.GRAN.	0.28
TORNEIRAS ESFERA DUPLASC/JUNCAO		
01230210020025	TORNEIRA ESFERA DUPLA C/JUNC.1/2X3/4	8.26
01230210110142	TORNEIRA ESF.DUPLA ROTAT.1/2X3/4X3/4	13.40
TORNEIRAS JARDIM S/JUNCAO SERIE AMARELA		
01230206020	TORN.JARDIM S/JUNCAO SERIE AMAR.1/2	7.16



01230206025	TORN.JARDIM S/JUNCAO SERIE AMAR.3/4	9.99
TORNEIRAS PASSAGEM LATAO C/TRAVESSAO		
01230208020	TORN.PASS.LATAO C/TRAVESSAO 1/2	2.25
01230208025	TORN.PASS.LATAO C/TRAVESSAO 3/4	6.53
01230208032	TORN.PASS.LATAO C/TRAVESSAO 1	11.90
TORNEIRAS DE BOIA TA		
TORNEIRA BOIA ACO INOX AISI 316 C/BOIA		
01231709040	TORNEIRA BOIA INOX 316 C/BOIA 11/4	131.96
TORNEIRAS DE BOIA C/GUIA FARB		
01231710020	TORNEIRA BOIA C/GUIA PLAST 1/2 FARB	12.00
01231710032	TORNEIRA BOIA C/GUIA PLAST 1 FARB	19.00
01231710032G	TORNEIRA BOIA C/GUIA 1 FARB	19.00
01231710040	TORNEIRA BOIA C/GUIA PLAST 11/4 FARB	37.89
01231710050	TORNEIRA BOIA C/GUIA PLAST 11/2 FARB	49.50
TORNEIRAS DE BOIA TANQUE ITAFAL		
01231701020	TORNEIRA BOIA ITAFAL 1/2	10.84
01231701025	TORNEIRA BOIA ITAFAL 3/4	16.86
01231701032	TORNEIRA BOIA ITAFAL 1	17.75
01231701040	TORNEIRA BOIA ITAFAL 11/4	56.49
01231701050	TORNEIRA BOIA ITAFAL 11/2	69.66
01231701063	TORNEIRA BOIA ITAFAL 2	69.66
01231701075	TORNEIRA BOIA ITAFAL BRONZE 21/2	185.09
01231701090	TORNEIRA BOIA ITAFAL BRONZE 3	224.69
01231701110	TORNEIRA BOIA ITAFAL BRONZE 4	310.11
TORNEIRAS ESQUADRIA		
TORNEIRAS BOIA ACO INOX 304 C/BOIA		
0123180101	TORN.ESQ.APM C/FILTRO 1/2X3/8	2.93
0123180102	TORN.ESQ.APM C/FILTRO 1/2X3/4	2.99
01231801020	TORNEIRA BOIA ACO INOX 304 1/2 C/BOIA	33.69
01231801025	TORNEIRA BOIA ACO INOX 304 3/4 C/BOIA	65.21
VALV.ESF.PASS.SELAR		
CAPSULAS P/VALV.SELAR SIGIBLOCK		
01230504032	CAPSULA P/VAL.SELAR SIGIBLOCK 51F/56F 1	4.91
PASSADORES TIPO EPAL		
01230502032	PASSADOR M 1 TIPO EPAL	34.86
VALV.ESF.P/SELAR SIGIBLOCK		
01230503032	VALV.ESF.SELAR SIGIBLOCK 51 F/F 1	11.82
VALV.ESF.PASS.P/SELAR APM ART.1800		
01230501020	VALV.ESF.PASSAGEM P/SELAR 1/2	3.47
01230501025	VALV.ESF.PASSAGEM P/SELAR 3/4	8.22
01230501032	VALV.ESF.PASSAGEM P/SELAR 1	10.30
01230501040	VALV.ESF.PASSAGEM P/SELAR 11/4	21.88
01230501050	VALV.ESF.PASSAGEM P/SELAR 11/2	31.35
01230501063	VALV.ESF.PASSAGEM P/SELAR 2	44.52
VALV.REDUTORAS PRESS		
VALVULAS REDUT.PRESSAO APM ART.5530		
01231203020	VALVULA RED.PRESSAO RINOXDUE 1/2	25.82
01231203025	VALVULA RED.PRESSAO RINOXDUE 3/4	41.78
01231203032	VALVULA RED.PRESSAO RINOXDUE 1	45.02
01231203040	VALVULA RED.PRESSAO RINOXDUE 11/4	92.18
01231203050	VALVULA RED.PRESSAO RINOXDUE 11/2	101.69
01231203063	VALVULA RED.PRESSAO RINOXDUE 2	156.51
VALVULAS REDUT.PRESSAO CORPO INOX		
01231204090	VALVULA REDUT.PRESSAO CORPO INOX 3	231.48
VALVULAS REDUT.PRESSAO RIO C/S.A.INOX		
01231201020	VALVULA RED.PRESSAO C/S.A.INOX 1/2	28.70
01231201025	VALVULA RED.PRESSAO C/S.A.INOX 3/4	51.69



01231201032	VALVULA RED.PRESSAO C/S.A.INOX 1	55.86
01231201040	VALVULA RED.PRESSAO C/S.A.INOX 11/4	100.54
01231201050	VALVULA RED.PRESSAO C/S.A.INOX 11/2	108.48
01231201063	VALVULA RED.PRESSAO C/S.A.INOX 2	157.35
01231201075	VALVULA RED.PRESSAO C/S.A.INOX 21/2	235.66
01231201090	VALVULA RED.PRESSAO C/S.A.INOX 3	324.71

VALVULAS RETEN.DISCO INOX

01231214020	VALVULA RETENCAO DISCO INOX 1/2	4.03
01231214025	VALVULA RETENCAO DISCO INOX 3/4	6.08
01231214032	VALVULA RETENCAO DISCO INOX 1	9.44
01231214040	VALVULA RETENCAO DISCO INOX 11/4	14.40
01231214050	VALVULA RETENCAO DISCO INOX 11/2	19.68
01231214063	VALVULA RETENCAO DISCO INOX 2	29.60
01231214075	VALVULA RETENCAO DISCO INOX 21/2	67.04
01231214110	VALVULA RETENCAO DISCO INOX 4	148.80

VALVULAS RETEN.DISCO LATAO

01231215020	VALVULA RETENCAO DISCO LATAO 1/2	3.85
01231215025	VALVULA RETENCAO DISCO LATAO 3/4	5.99
01231215032	VALVULA RETENCAO DISCO LATAO 1	8.30
01231215040	VALVULA RETENCAO DISCO LATAO 11/4	13.07
01231215050	VALVULA RETENCAO DISCO LATAO 11/2	18.95
01231215063	VALVULA RETENCAO DISCO LATAO 2	26.03
01231215075	VALVULA RETENCAO DISCO LATAO 21/2	60.95
01231215090	VALVULA RETENCAO DISCO LATAO 3	65.76
01231215110	VALVULA RETENCAO DISCO LATAO 4	105.50

VALVULA P/FUNDO POCO**FILTROS INOX RAC.LATAO**

01231404063	FILTRO P/VALV.MOLA INOX RAC.LATAO 2	7.00
01231404075	FILTRO P/VALV.MOLA INOX RAC.LATAO 21/2	13.71
01231404090	FILTRO P/VALV.MOLA INOX RAC.LATAO 3	16.29
01231404110	FILTRO P/VALV.MOLA INOX RAC.LATAO 4	23.00

FILTROS INOX RAC.NYLON APM ART.7110

01231405020	FILTRO P/VALV.MOLA RAC.NYLON R.7110 1/2	0.60
01231405025	FILTRO P/VALV.MOLA RAC.NYLON R.7110 3/4	0.75
01231405032	FILTRO P/VALV.MOLA RAC.NYLON R.7110 1	1.42
01231405040	FILTRO P/VALV.MOLA RAC.NYLON R.7110 11/4	1.68
01231405050	FILTRO P/VALV.MOLA RAC.NYLON R.7110 11/2	2.12
01231405063	FILTRO P/VALV.MOLA RAC.NYLON R.7110 2	2.82
01231405075	FILTRO P/VALV.MOLA RAC.NYLON R.7110 21/2	4.03
01231405090	FILTRO P/VALV.MOLA RAC.NYLON R.7110 3"	6.05
01231405110	FILTRO P/VALV.MOLA RAC.NYLON R.7110 4	7.57

VALV.FUND.POCO C/FILT.IN.APM ART.7050

01231401020	VALVULA P/FUNDO POCO 1/2	1.98
01231401025	VALVULA P/FUNDO POCO 3/4	2.36
01231401032	VALVULA P/FUNDO POCO 1	3.33
01231401040	VALVULA P/FUNDO POCO 11/4	4.53
01231401050	VALVULA P/FUNDO POCO 11/2	6.65
01231401063	VALVULA P/FUNDO POCO 2	9.73
01231401075	VALVULA P/FUNDO POCO 21/2	22.90
01231401090	VALVULA P/FUNDO POCO 3	27.62
01231401110	VALVULA P/FUNDO POCO 4	52.45

VALV.FUNDO POCO PINHA LATAO

01231402110	VALV.FUNDO POCO LATAO PINHA 4	88.00
-------------	-------------------------------	-------

VALV.FUNDO POCO PINHA LATAO APM ART.7200

01231402032	VALV.FUNDO POCO LATAO PINHA 1	9.06
01231402040	VALV.FUNDO POCO LATAO PINHA 11/4	13.47
01231402050	VALV.FUNDO POCO LATAO PINHA 11/2	17.38
01231402063	VALV.FUNDO POCO LATAO PINHA 2	22.39



+351 244 800 160
+351 244 802 323



geral@canalcentro.pt
info@canalcentro.pt



R. do Bailadouro s/nº,
2410-211 Pousos



01231402075	VALV.FUNDO POCO LATAO PINHA 21/2	41.62
01231402090	VALV.FUNDO POCO LATAO PINHA 3	34.51

VALVULAS FUNDO POCO PVC RIGIDO C/ROSCA

01231406032	VALVULA FUNDO POCO PVC RIG.C/ROSCA 1	6.99
01231406063	VALVULA FUNDO POCO PVC RIG.C/ROSCA 2	16.92

VALVULAS FUNDO POCO PVC RIGIDO COLAR

01231403025	VALV.FUNDO POCO PVC RIG.COLAR 25	7.86
01231403032	VALV.FUNDO POCO PVC RIG.COLAR 32	8.26
01231403040	VALV.FUNDO POCO PVC RIG.COLAR 40	13.78
01231403050	VALV.FUNDO POCO PVC RIG.COLAR 50	20.52
01231403063	VALV.FUNDO POCO PVC RIG.COLAR 63	28.46
01231403075	VALV.FUNDO POCO PVC RIG.COLAR 75	81.70
01231403110	VALV.FUNDO POCO PVC RIG.COLAR 110	92.97

**VALVULAS ADUFAS****VALV.ADUFAS BRONZE PN16 APM ART.4700**

01230802020	VALVULA ADUFA BRONZE 1/2	9.35
01230802025	VALVULA ADUFA BRONZE 3/4	13.05
01230802032	VALVULA ADUFA BRONZE 1	15.73
01230802040	VALVULA ADUFA BRONZE 11/4	26.00
01230802050	VALVULA ADUFA BRONZE 11/2	33.29
01230802063	VALVULA ADUFA BRONZE 2	42.75
01230802075	VALVULA ADUFA BRONZE 21/2	81.15
01230802090	VALVULA ADUFA BRONZE 3	101.97
01230802110	VALVULA ADUFA BRONZE 4	172.74

VALV.ADUFAS LATAO PN16 APM ART.4650

01230801020	VALVULA ADUFA LATAO 1/2	5.62
01230801025	VALVULA ADUFA LATAO 3/4	8.50
01230801032	VALVULA ADUFA LATAO 1	8.96
01230801040	VALVULA ADUFA LATAO 11/4	15.22
01230801050	VALVULA ADUFA LATAO 11/2	17.52
01230801063	VALVULA ADUFA LATAO 2	25.49
01230801075	VALVULA ADUFA LATAO 21/2	45.99
01230801090	VALVULA ADUFA LATAO 3	69.36
01230801110	VALVULA ADUFA LATAO 4	95.00

VALVULAS BORBOLETAS**KIT ACESSORIOS P/VALVULA BORBOLETA PVC**

01230702050	KIT ACESSORIO P/VALV.BORB.PVC 50	20.26
01230702063	KIT ACESSORIO P/VALV.BORB.PVC 63	20.26
01230702075	KIT ACESSORIO P/VALV.BORB.PVC 75	24.46
01230702090	KIT ACESSORIO P/VALV.BORB.PVC 90	38.43
01230702110	KIT ACESSORIO P/VALV.BORB.PVC 110	48.22
01230702125	KIT ACESSORIO P/VALV.BORB.PVC 125	61.15
01230702140	KIT ACESSORIO P/VALV.BORB.PVC 140	72.68
01230702160	KIT ACESSORIO P/VALV.BORB.PVC 160	108.31
01230702200	KIT ACESSORIO P/VALV.BORB.PVC 200	160.68
01230702225	KIT ACESSORIO P/VALV.BORB.PVC 225	164.92
01230702250	KIT ACESSORIO P/VALV.BORB.PVC 250	442.91
01230702315	KIT ACESSORIO P/VALV.BORB.PVC 315	502.91

VALVULA BORBOLETA C/MAN.ENT.PVC COMPLETA

01230703050	VALVULA BORBOLETA COMPLETA PVC 50	SobConsulta
01230703063	VALVULA BORBOLETA COMPLETA PVC 63	SobConsulta
01230703075	VALVULA BORBOLETA COMPLETA PVC 75	112.71
01230703090	VALVULA BORBOLETA COMPLETA PVC 90	128.25
01230703110	VALVULA BORBOLETA COMPLETA PVC 110	123.07
01230703160	VALVULA BORBOLETA COMPLETA PVC 160	125.00
01230703200	VALVULA BORBOLETA COMPLETA PVC 200	175.00

VALVULA BORBOLETA C/MANIP.ENTALAR PVC

01230701050	VALVULA BORBOLETA PVC 50	83.11
-------------	--------------------------	-------



01230701063	VALVULA BORBOLETA PVC 63	88.58
01230701075	VALVULA BORBOLETA PVC 75	75.34
01230701090	VALVULA BORBOLETA PVC 90	86.97
01230701110	VALVULA BORBOLETA PVC 110	80.50
01230701125	VALVULA BORBOLETA PVC 125/140	93.60
01230701160	VALVULA BORBOLETA PVC 160	114.20
01230701200	VALVULA BORBOLETA PVC 200/225	265.00
01230701250	VALVULA BORBOLETA PVC 250	574.43
01230701315	VALVULA BORBOLETA PVC 315	989.86

VALVULA BORBOLETA PP

01230704200	VALVULA BORBOLETA PP 200/225	578.00
-------------	------------------------------	--------

VALVULAS RETENÇÃO CAPLETA PVC

01230705075	VALVULA RETEN.CAPLETA PVC 75	32.51
01230705090	VALVULA RETEN.CAPLETA PVC 90	38.53
01230705110	VALVULA RETEN.CAPLETA PVC 110	49.40
01230705125	VALVULA RETEN.CAPLETA PVC 125	50.73
01230705140	VALVULA RETEN.CAPLETA PVC 140	39.94
01230705160	VALVULA RETEN.CAPLETA PVC 160	47.75
01230705200	VALVULA RETEN.CAPLETA PVC 200	56.17
01230705225	VALVULA RETEN.CAPLETA PVC 225	66.70
01230705315	VALVULA RETEN.CAPLETA PVC 315	124.84

VALVULAS RETENÇÃO CAPLETA PVC COMPLETA

01230706050	VALVULA RETEN.CAPLETA PVC 50 COMPLETA	38.33
01230706075	VALVULA RETEN.CAPLETA PVC 75 COMPLETA	53.06
01230706090	VALVULA RETEN.CAPLETA PVC 90 COMPLETA	70.64
01230706160	VALVULA RETEN.CAPLETA PVC 160 COMPLETA	148.16

VALVULAS C/FILTRO**FILTROS AUTOLIMPANTES**

01231503020	FILTRO AUTOLIMPANTE 1/2	12.73
01231503025	FILTRO AUTOLIMPANTE 3/4	15.57

FILTROS INOX P/IMP."Y"

012315020020	FILTRO INOX Y P/IMPUREZA 1/2	12.90
012315020025	FILTRO INOX Y P/IMPUREZA 3/4	19.05
012315020032	FILTRO INOX Y P/IMPUREZA 1	30.33
012315020040	FILTRO INOX Y P/IMPUREZA 11/4	39.12
012315020050	FILTRO INOX Y P/IMPUREZA 11/2	50.32
012315020063	FILTRO INOX Y P/IMPUREZA 2	68.46

FILTROS LATAO P/IMPURE."Y"

01231501020	FILTRO LATAO Y P/IMPUREZA 1/2	3.67
01231501025	FILTRO LATAO Y P/IMPUREZA 3/4	5.35
01231501032	FILTRO LATAO Y P/IMPUREZA 1	8.23
01231501040	FILTRO LATAO Y P/IMPUREZA 11/4	15.74
01231501050	FILTRO LATAO Y P/IMPUREZA 11/2	21.55
01231501063	FILTRO LATAO Y P/IMPUREZA 2	37.98
01231501075	FILTRO LATAO Y P/IMPUREZA 21/2	71.26
01231501090	FILTRO LATAO Y P/IMPUREZA 3	87.02
01231501110	FILTRO LATAO Y P/IMPUREZA 4	179.60

FILTROS Y EM BRONZE ART.605

01231504050	FILTRO Y EM BRONZE ART.605 11/2	32.49
-------------	---------------------------------	-------

VALVULAS CUNHA ELAST**VALVULAS C.ELAST.FLANGEADA C/VOLANTE BK**

01232501050	VALVULA C.ELAST.PN10/16 C/VOLANTE DN50	69.60
01232501065	VALVULA C.ELAST.PN10/16 C/VOLANTE DN65	86.80
01232501080	VALVULA C.ELAST.PN10/16 C/VOLANTE DN80	125.00
01232501100	VALVULA C.ELAST.PN10/16 C/VOLANTE DN100	129.00
01232501125	VALVULA C.ELAST.PN10/16 C/VOLANTE DN125	192.00
01232501150	VALVULA C.ELAST.PN10/16 C/VOLANTE DN150	230.40
01232501200	VALVULA C.ELAST.PN10/16 C/VOLANTE DN200	333.52



+351 244 800 160
+351 244 802 323



geral@canalcentro.pt
info@canalcentro.pt



R. do Bailadouro s/nº,
2410-211 Pousos



01232501250	VALVULA C.ELAST.PN10/16 C/VOLANTE DN250	504.00
01232501300	VALVULA C.ELAST.PN10/16 C/VOLANTE DN300	754.00

VALVULAS DE BORBOLET**VALVULAS BORBOLETA T.WAFFER "ACF"**

01232105100	VALVULA BORBOLETA ACF DN100	69.55
01232105250	VALVULA BORBOLETA ACF DN250 C/REDUTOR	282.79

VALVULAS BORBOLETA T.WAFFER INOX

01232103040	VALVULA BORBOL.T.WAFFER DISCO INOX 40	38.00
01232103050	VALVULA BORBOL.T.WAFFER DISCO INOX 50	34.32
01232103065	VALVULA BORBOL.T.WAFFER DISCO INOX 65	41.00
01232103080	VALVULA BORBOL.T.WAFFER DISCO INOX 80	46.71
01232103100	VALVULA BORBOL.T.WAFFER DISCO INOX 100	67.58
01232103125	VALVULA BORBOL.T.WAFFER DISCO INOX 125	91.91
01232103150	VALVULA BORBOL.T.WAFFER DISCO INOX 150	108.80
01232103200	VALVULA BORBOL.T.WAFFER DISCO INOX 200	193.95

VALVULAS BORBOLETA T.WAFFER INOX 316 CM

01232106100	VALV.BORBALETA CM DISCO INOX 316 DN100	117.42
01232106125	VALV.BORBALETA CM DISCO INOX 316 DN125	100.80
01232106150	VALV.BORBALETA CM DISCO INOX 316 DN150	126.00

VALVULAS BORBOLETA T.WAFFER "BORJA"

01232102050	VALVULA BORBOL.T.WAFFER AZUL BORJA 50	46.68
01232102065	VALVULA BORBOL.T.WAFFER AZUL BORJA 65	50.03
01232102080	VALVULA BORBOL.T.WAFFER AZUL BORJA 80	69.13
01232102100	VALVULA BORBOL.T.WAFFER AZUL BORJA 100	88.82
01232102125	VALVULA BORBOL.T.WAFFER AZUL BORJA 125	100.25
01232102150	VALVULA BORBOL.T.WAFFER AZUL BORJA 150	113.50
01232102200	VALVULA BORBOL.T.WAFFER AZUL BORJA 200	169.90
01232102250	VALVULA BORBOL.T.WAFFER AZUL BORJA 250	315.50
01232102300	VALVULA BORBOL.T.WAFFER AZUL BORJA 300	414.28

VALVULAS BORBOLETA T.WAFFER "XUROX"

01232101065	VALVULA BORBOL.T.WAFFER VERM. XUROX 65	73.45
-------------	--	-------

VALVULAS BORBOLETA T.WAFFER C/REDUTOR

01232104300	VALVULA BORB.TIPO WAFER C/REDUTOR 300	309.36
-------------	---------------------------------------	--------

VALVULAS DE COMPORTA**VALVULAS DE COMPORTA ROT.**

01232401050063	VALVULA COMPT.ROT.50-63 15765	19.74
----------------	-------------------------------	-------

VALVULAS DE COMPORTA ROT.C/ACT.

01232402050063	VALV.COMPORTA ROTAT.50-63 ACT.41863	334.00
----------------	-------------------------------------	--------

VALVULAS ESF.C/RETEN**VALVULAS ESF.C/RETENCAO F/F**

01230401020	VALV.ESFERA F/F C/RETENCAO 1/2	5.74
01230401025	VALV.ESFERA F/F C/RETENCAO 3/4	8.82

VALVULAS ESF.C/RETENCAO PORCA LOUCA F/F

01230402025	VALV.ESF.F/F C/RETENCAO PORCA LOUCA 3/4	9.22
-------------	---	------

VALVULAS ESFERA NILE**TORN.ESF.JARDIM C/JUNÇÃO "ARCO"**

01231105020025	TORN.ESF.JARDIM SENA 155103 C/JUN1/2X3/4	3.71
01231105025032	TORN.ESF.JARDIM SENA 155104 C/JUN.3/4X1	4.87
01231105032040	TORN.ESF.JARDIM SENA 155105 C/JUN.1X11/4	8.42

VALV.ESF.C/FILT."ARCO"SENA MANIP.PAL.F/F

01231106020	VALV.ESF.SENA 152303 C/FIL.MAN.P.F/F 1/2	5.76
01231106025	VALV.ESF.SENA 152304 C/FIL.MAN.P.F/F 3/4	8.65
01231106032	VALV.ESF.SENA 152305 C/FIL.MAN.P.F/F 1"	12.74

VALV.ESFERA "ARCO" MANIP.BORB.F/F E M/F

01231103020	VALV.ESF.NILE 163103 MANIP.BORB.F/F 1/2	2.46
01231103025	VALV.ESF.NILE 163104 MANIP.BORB.F/F 3/4	3.68
01231103032	VALV.ESF.NILE 163105 MANIP.BORB.F/F 1	5.44



01231103M020	VALV.ESF.NILE 163903 MANIP.BORB.M/M 1/2	2.47
01231103M025	VALV.ESF.NILE 163904 MANIP.BORB.M/M 3/4	3.51
VALV.ESFERA "ARCO" MANIP.BORB.M/F		
01231104020	VALV.ESF.NILE 163603 MANIP.BORB.M/F 1/2	2.29
01231104025	VALV.ESF.NILE 163604 MANIP.BORB.M/F 3/4	3.42
01231104032	VALV.ESF.NILE 163605 MANIP.BORB.M/F 1"	5.13
VALV.ESFERA "ARCO" MANIP.PALANCA F/F		
01231101020	VALV.ESF.NILE 160103 MANIP.PAL.F/F 1/2	2.31
01231101025	VALV.ESF.NILE 160104 MANIP.PAL.F/F 3/4	3.44
01231101032	VALV.ESF.NILE 160105 MANIP.PAL.F/F 1"	5.13
01231101040	VALV.ESF.NILE 160106 MANIP.PAL.F/F 1 1/4	8.04
01231101050	VALV.ESF.NILE 160107 MANIP.PAL.F/F 1 1/2	12.18
01231101063	VALV.ESF.NILE 160108 MANIP.PAL.F/F 2 "	18.47
01231101075	VALV.ESF.NILE 160109 MANIP.PAL.F/F 2 1/2	34.51
012311010900	VALV.ESF.NILE 150110 MANIP.PAL.F/F 3	81.22
01231101110	VALV.ESF.NILE 150111 MANIP.PAL.F/F 4	122.75
VALV.ESFERA "ARCO" MANIP.PALANCA M/F		
01231102020	VALV.ESF.NILE 160603 MANIP.PAL.M/F 1/2	2.29
01231102025	VALV.ESF.NILE 160604 MANIP.PAL.M/F 3/4	3.41
01231102032	VALV.ESF.NILE 160605 MANIP.PAL.M/F 1"	5.12
01231102040	VALV.ESF.NILE 160606 MANIP.PAL.M/F 1 1/4	12.27
01231102050	VALV.ESF.NILE 160607 MANIP.PAL.M/F 1 1/2	18.52
01231102063	VALV.ESF.NILE 160608 MANIP.PAL.M/F 2	30.64
VALVULAS ESFERA PASS		
VALV.ESF. MANIP.ALAV.F/F 1030/1050 ST		
01230101075	VALVULA ESFERA CROM.F/F 2 1/2	56.51
01230101090	VALVULA ESFERA CROM.F/F 3	82.20
01230101110	VALVULA ESFERA CROM.F/F 4	129.00
VALV.ESF. MANIP.BORB.F/F ART.1030T		
01230103020	VALVULA ESF.CROM.MANIP.BORB.F/F 1/2	2.89
01230103025	VALVULA ESF.CROM.MANIP.BORB.F/F 3/4	3.65
01230103032	VALVULA ESF.CROM.MANIP.BORB.F/F 1	5.91
VALV.ESF. MANIP.BORB.M/F ART.1130T		
01230104020	VALVULA ESF.CROM.MANIP.BORB.M/F 1/2	2.98
01230104025	VALVULA ESF.CROM.MANIP.BORB.M/F 3/4	4.00
VALV.ESF.APM C/JUNCAO M/F ART.1350T		
01230110020	VALV.ESFERA CROM.C/JUNCAO M/F 1/2	6.06
01230110025	VALV.ESFERA CROM.C/JUNCAO M/F 3/4	9.97
01230110032	VALV.ESFERA CROM.C/JUNCAO M/F 1	16.19
01230110A025	VALV.ESFERA CROM.C/JUNCAO M/F 3/4 AZUL	7.50
01230110A032	VALV.ESFERA CROM.C/JUNCAO M/F 1 AZUL	11.66
VALV.ESF.APM MANIP.BORB.M/F ART.1130TB		
01230114025	VALVULA ESF.CROM.MANIP.BORB.AZUL M/F 3/4	5.47
VALV.ESF.C/BICONES P/TUBO INOX APM 1330T		
0123010915	VALV.ESFERA P/TUBO INOX 15	3.60
0123010918	VALV.ESFERA P/TUBO INOX 18	6.38
0123010922	VALV.ESFERA P/TUBO INOX 22	7.20
0123010928	VALV.ESFERA P/TUBO INOX 28	18.22
0123010935	VALV.ESFERA P/TUBO INOX 35	21.85
VALV.ESF.MACHO C/PORCA SOLTA		
01230116025	VALV.ESF.MA C/PORCA SOLTA 3/4 MANIP.BORB	12.30
VALV.ESF.MANIP.BORB.M/M APM ART.1250T		
01230111020	VALV.ESFERA MANIP.BORB.M/M APM 1/2	2.80
01230111025	VALV.ESFERA MANIP.BORB.M/M APM 3/4	4.36
01230111032	VALV.ESFERA MANIP.BORB.M/M APM 1	7.16
VALV.ESFERA "ARCO" NILE MANIP.PALAN.F/F		
01230001025	VALV.ESF.NILE 160104 MANIP.PAL.F/F 3/4	3.44



VALV.ESQ.M/F C/JUNÇÃO APM ART.1370T

01230112025	VALV.ESF.ESQU.C/JUNÇÃO M/F APM 3/4 1370T	9.26
01230112032	VALV.ESF.ESQUAD.C/JUNÇÃO M/F APM 1 1370T	15.28

VALVULAS ESFERA 3 VIAS

01230108010	VALV.ESFERA 3 VIAS 3/8	15.23
01230108020	VALV.ESFERA 3 VIAS 1/2	15.50
01230108025	VALV.ESFERA 3 VIAS 3/4	25.38
01230108032	VALV.ESFERA 3 VIAS 1	34.70
01230108040	VALV.ESFERA 3 VIAS 11/4	56.15
01230108050	VALV.ESFERA 3 VIAS 11/2	86.04
01230108063	VALV.ESFERA 3 VIAS 2	140.03

VALVULAS PASSAG.INT.P/SOLD.SERIE INCA

01230107014	VALV.PASSAG.INT.P/SOLD.SERIE INCA 14	4.90
01230107015	VALV.PASSAG.INT.P/SOLD.SERIE INCA 15 382	3.76
01230107016	VALV.PASSAG.INT.P/SOLD.SERIE INCA 16	5.28
01230107018	VALV.PASSAG.INT.P/SOLD.SERIE INCA 18 383	3.87
01230107022	VALV.PASSAG.INT.P/SOLD.SERIE INCA 22 384	3.96

VALVULAS PASSAGEM INTER.SERIE TEXAS

01230106001	MANIPULO TEXAS PALANCA 8230	7.98
01230106002	MANIPULO TEXAS REDONDO 8235	7.98
01230106003	MANIPULO TEXAS OCULTO 8250	4.17
01230106007	AUMENTO P/VALV.TEXAS 1/2-3/4 E 1 T8225	2.39
01230106020	VALV.PASS.TEXAS H-H S/MANIP.1/2 36105	6.93
01230106025	VALV.PASS.TEXAS H-H S/MANIP.3/4 36110	8.64
01230106032	VALV.PASS.TEXAS H-H S/MANIP.1 36115	15.36

VALVULAS PASSAGEM SERIE TURIA 3000

012301050020	VALV.PASSAG.F/F PALANCA TURIA 3000 1/2 (1206)	3.26
012301050025	VALV.PASSAG.F/F PALANCA TURIA 3000 3/4 (1207)	4.58
01230105020	VALV.PASSAG.M/M PALANCA TURIA 3000 1/2 (1137)	4.67
01230105025	VALV.PASSAG.M/M PALANCA TURIA 3000 3/4 (1139)	6.47
01230105032	VALV.PASSAG.M/M PALANCA TURIA 3000 1	8.78

VALVULAS ESFERA PVC**VALV.ESF.P.P.ENC.RAPIDO F/F**

0123060503	VALVULA ESF.P.P.ENC.RAPIDO F/F 1X32	5.74
------------	-------------------------------------	------

VALV.ESF.P.P.ENC.RAPIDO M/F

01230604032	VALVULA ESF.P.P.ENC.RAPIDO M/F 1X32	7.54
01230604050	VALVULA ESF.P.P.ENC.RAPIDO M/F 11/2X50	8.88
01230604063	VALVULA ESF.P.P.ENC.RAPIDO M/F 2X63	11.78

VALV.ESF.PVC PORCA UNICA COLAR F/F

01230606050	VALVULA COLAR F/F PVC C/ PORCA 50	5.51
01230606063	VALVULA COLAR F/F PVC C/ PORCA 63	9.57

VALV.ESF.PVC PORCA UNICA ROSCAR F/F

01230607032	VALVULA ROSCA F/F PVC PORCA UNICA 1	3.96
01230607063	VALVULA ROSCA F/F PVC PORCA UNICA 2	10.71
01230607075	VALVULA ROSCA F/F PVC PORCA UNICA 21/2	31.41

VALVULAS ESF.PVC COLAR C/ATUADOR

01230611050	VALVULA PVC COLAR F/F C/ACTUAD.240V DN50	361.50
-------------	--	--------

VALVULAS ESF.PVC ROSCAR C/ADAPT.P/ATUADOR.

01230610063	VALVULA PVC C/ADAPTADOR P/ATUADOR 2	55.26
-------------	-------------------------------------	-------

VALVULAS ESFERA P.P.ENC.RAPIDO

01230603016	VALVULA ESF.P.P.ENC.RAPIDO 16	5.22
01230603020	VALVULA ESF.P.P.ENC.RAPIDO 20	5.22
01230603025	VALVULA ESF.P.P.ENC.RAPIDO 25	6.95
01230603032	VALVULA ESF.P.P.ENC.RAPIDO 32	9.39
01230603040	VALVULA ESF.P.P.ENC.RAPIDO 40	11.67
01230603050	VALVULA ESF.P.P.ENC.RAPIDO 50	13.91
01230603063	VALVULA ESF.P.P.ENC.RAPIDO 63	18.42



01230603075	VALVULA ESF.P.P.ENC.RAPIDO 75	93.60
-------------	-------------------------------	-------

VALVULAS ESFERA PVC COLAR

01230601020	VALVULA ESF.PVC COLAR 20	4.18
01230601025	VALVULA ESF.PVC COLAR 25	5.57
01230601032	VALVULA ESF.PVC COLAR 32	5.90
01230601040	VALVULA ESF.PVC COLAR 40	8.34
01230601050	VALVULA ESF.PVC COLAR 50	9.28
01230601063	VALVULA ESF.PVC COLAR 63	13.22
01230601075	VALVULA ESF.PVC COLAR 75	61.15
01230601090	VALVULA ESF.PVC COLAR 90	71.99
01230601110	VALVULA ESF.PVC COLAR 110	88.09

VALVULAS ESFERA PVC ROSCAR

01230602010	VALVULA ESF.PVC ROSCAR 3/8	12.45
01230602020	VALVULA ESF.PVC ROSCAR 1/2	4.58
01230602025	VALVULA ESF.PVC ROSCAR 3/4	5.98
01230602032	VALVULA ESF.PVC ROSCAR 1	6.60
01230602040	VALVULA ESF.PVC ROSCAR 11/4	9.04
01230602050	VALVULA ESF.PVC ROSCAR 11/2	9.74
01230602063	VALVULA ESF.PVC ROSCAR 2	14.32
01230602075	VALVULA ESF.PVC ROSCAR 21/2	59.78
01230602090	VALVULA ESF.PVC ROSCAR 3	64.08
01230602110	VALVULA ESF.PVC ROSCAR 4	87.50

VALVULAS ESFERA PVC ROSCAR M/F

01230608025	VALVULA ROSCA M/F PVC 3/4	4.09
01230608032	VALVULA ROSCA M/F PVC 1	5.22
01230608040	VALVULA PP/PE P/SOLD. T/TOP 40	12.86
01230608063	VALVULA PVC C/ADAPTACAO P/ACTUADOR 63	42.68

VALVULAS GLOBO BRONZ**VALVULAS GLOBO BRONZE C/VEDANTE TEFLON**

01230901020	VALV.GLOBO BRONZ.C/VEDANT.TEFL.1/2	19.10
01230901025	VALV.GLOBO BRONZ.C/VEDANT.TEFL.3/4	23.32
01230901032	VALV.GLOBO BRONZ.C/VEDANT.TEFL.1	21.27
01230901040	VALV.GLOBO BRONZ.C/VEDANT.TEFL.11/4	40.13
01230901050	VALV.GLOBO BRONZ.C/VEDANT.TEFL.11/2	61.38
01230901063	VALV.GLOBO BRONZ.C/VEDANT.TEFL.2	79.58
01230901075	VALV.GLOBO BRONZ.C/VEDANT.TEFL.21/2	146.98
01230901090	VALV.GLOBO BRONZ.C/VEDANT.TEFL.3	180.92
01230901110	VALV.GLOBO BRONZ.C/VEDANT.TEFL.4	346.99

VALVULAS INOX**VALVULAS ESFERA 2 CORPOS INOX**

01232002020	VALVULA ESF.2 CORPOS INOX A.2014 1/2	9.93
01232002025	VALVULA ESF.2 CORPOS INOX A.2014 3/4	13.60
01232002032	VALVULA ESF.2 CORPOS INOX A.2014 1	18.48
01232002040	VALVULA ESF.2 CORPOS INOX A.2014 11/4	29.12
01232002050	VALVULA ESF.2 CORPOS INOX A.2014 11/2	41.53
01232002063	VALVULA ESF.2 CORPOS INOX A.2014 2	86.98
01232002075	VALVULA ESF.2 CORPOS INOX A.2014 2 1/2	125.08

VALVULAS ESFERA 2 CORPOS INOX FANGEADAS

01232004032	VALV.MACHO ESF.INOX 2 CORPOS FLG.32	SobConsulta
01232004040	VALV.MACHO ESF.INOX 2 CORPOS FLG.40	SobConsulta
01232004080	VALV.MACHO ESF.INOX 2 CORPOS FLG.80	SobConsulta

VALVULAS ESFERA 3 CORPOS INOX

01232003020	VALVULA ESF.3 CORPOS INOX ROSCAR 1/2	16.67
01232003025	VALVULA ESF.3 CORPOS INOX ROSCAR 3/4	26.05
01232003050	VALVULA ESF.3 CORPOS INOX ROSCAR 11/2	66.84
01232003075	VALVULA ESF.3 CORPOS INOX ROSCAR 21/2	234.64
01232003090	VALVULA ESF.3 CORPOS INOX ROSCAR 3	335.90
01232003110	VALVULA ESF.3 CORPOS INOX ROSCAR 4	519.63



VALVULAS ESFERAS INOX

01232001050 VALVULA ESFERA INOX F/F 1/12 SobConsulta

VALVULAS MINIESFERA**VALVULAS MINI SERIE JUCAR "ARCO"**

0123030301	VALV.MINI JUCAR ARCO M/M 1/4	SobConsulta
0123030302	VALV.MINI JUCAR ARCO M/M 3/8	SobConsulta
0123030303	VALV.MINI JUCAR ARCO M/M 1/2	2.52
0123030304	VALV.MINI JUCAR ARCO M/M 3/4	SobConsulta
0123030305	VALV.ARCO C/BICONE 15 SG105	11.96

VALVULAS MINIESFERA F/F APM ART.2300

0123030101	VALVULA MINIESFERA F/F 1/4	1.71
0123030102	VALVULA MINIESFERA F/F 3/8	2.72
0123030103	VALVULA MINIESFERA F/F 1/2	3.32
0123030104	VALVULA MINIESFERA F/F 3/4	3.89

VALVULAS MINIESFERA M/F APM ART.2310

0123030201	VALVULA MINIESFERA M/F 1/4	3.03
0123030202	VALVULA MINIESFERA M/F 3/8	3.32
0123030203	VALVULA MINIESFERA M/F 1/2	3.92
0123030204	VALVULA MINIESFERA M/F 3/4	6.39

VALVULAS RETENCAO**VAL.RETENCAO INOX ROSC.AISI 316**

01231310020	VALVULA RETEN.INOX 316 ROSC.2416 1/2	13.46
01231310025	VALVULA RETEN.INOX 316 ROSC.2416 3/4	17.19
01231310032	VALVULA RETEN.INOX 316 ROSC.2416 1	22.46
01231310040	VALVULA RETEN.INOX 316 ROSC.2416 11/4	32.53
01231310050	VALVULA RETEN.INOX 316 ROSC.2416 11/2	44.68
01231310063	VALVULA RETEN.INOX 316 ROSC.2416 2	60.01

VALV.RET.DISCO NYLON "YORK" APM ART.7000

01231301020	VALV.RETEN.DISCO NYLON YORK 1/2	1.93
01231301040	VALV.RETEN.DISCO NYLON YORK 11/4	7.69
01231301050	VALV.RETEN.DISCO NYLON YORK 11/2	14.20
01231301063	VALV.RETEN.DISCO NYLON YORK 2	13.64
01231301075	VALV.RETEN.DISCO NYLON YORK 21/2	31.09
01231301090	VALV.RETEN.DISCO NYLON YORK 3	38.35

VALV.RET.HOR.C/VED.BORR.APM ART.7150

01231302020	VALV.RETEN.HORIZ.C/VED.BORRA.1/2	5.19
01231302025	VALV.RETEN.HORIZ.C/VED.BORRA.3/4	7.31
01231302032	VALV.RETEN.HORIZ.C/VED.BORRA.1	10.26
01231302040	VALV.RETEN.HORIZ.C/VED.BORRA.11/4	14.95
01231302050	VALV.RETEN.HORIZ.C/VED.BORRA.11/2	20.59
01231302063	VALV.RETENC.HORIZ.C/VED.BORRA.2	32.04
01231302075	VALV.RETEN.HORIZ.C/VED.BORRA.21/2	50.29
01231302090	VALV.RETEN.HORIZ.C/VED.BORRA.3	79.06
01231302110	VALV.RETEN.HORIZ.C/VED.BORRA.4	134.28

VALV.RETENCAO BOLA PVC RIGIDO COLAR

01231306032	VALVULA RETENCAO BOLA PVC RIG.COLAR 32	23.35
01231306040	VALVULA RETENCAO BOLA PVC RIG.COLAR 40	28.30
01231306050	VALVULA RETENCAO BOLA PVC RIG.COLAR 50	34.40

VALV.RETENCAO MOLA PVC RIGIDO ROSCADAS

01231305020	VALV.RETEN.MOLA PVC RIG.ROSCADA 1/2	6.62
01231305025	VALV.RETEN.MOLA PVC RIG.ROSCADA 3/4	9.06
01231305032	VALV.RETEN.MOLA PVC RIG.ROSCADA 1"	8.29
01231305040	VALV.RETEN.MOLA PVC RIG.ROSCADA 11/4"	11.36
01231305050	VALV.RETEN.MOLA PVC RIG.ROSCADA 11/2"	12.17
01231305063	VALV.RETEN.MOLA PVC RIG.ROSCADA 2	17.92
01231305075	VALV.RETEN.MOLA PVC RIG.ROSCADA 21/2	39.94
01231305090	VALV.RETEN.MOLA PVC RIG.ROSCADA 3	54.91



VALV.RETENCAO P/ENC.RAPIDO

01231309063	VALVULA RETENCAO F/F ENC.RAPIDO 63	27.63
-------------	------------------------------------	-------

VALV.RETENÇÃO DISCO INOX "EUROPA"

01231300020	VALV.RETEN.DISCO INOX EUROPA 1/2	5.74
01231300025	VALV.RETEN.DISCO INOX EUROPA 3/4	7.74
01231300032	VALV.RETEN.DISCO INOX EUROPA 1	11.61
01231300040	VALV.RETEN.DISCO INOX EUROPA 11/4	17.90
01231300050	VALV.RETEN.DISCO INOX EUROPA 11/2	23.99
01231300063	VALV.RETEN.DISCO INOX EUROPA 2	37.13
01231300075	VALV.RETEN.DISCO INOX EUROPA 21/2	85.40
01231300090	VALV.RETEN.DISCO INOX EUROPA 3	128.13
01231300110	VALV.RETEN.DISCO INOX EUROPA 4	196.00

VALVULAS RETENCAO HORIZ.ESGOTO PVC

01231303110	VALV.RETEN.HORIZ.PVC VAT01 110	63.94
01231303125	VALV.RETEN.HORIZ.PVC VAT02 125	67.27
01231303160	VALV.RETEN.HORIZ.PVC VAT03 160	102.44
01231303200	VALV.RETEN.HORIZ.PVC VAT04 200	164.92
01231303315	VALV.RETEN.HORIZ.PVC VAT06 315	SobConsulta

VALVULAS RETENCAO MOLA PVC RIGIDO COLAR

01231304025	VALV.RETEN.MOLA PVC RIG.COLAR 25	7.84
01231304032	VALV.RETEN.MOLA PVC RIG.COLAR 32	8.34
01231304040	VALV.RETEN.MOLA PVC RIG.COLAR 40	10.43
01231304050	VALV.RETEN.MOLA PVC RIG.COLAR 50	11.10
01231304063	VALV.RETEN.MOLA PVC RIG.COLAR 63	16.44
01231304075	VALV.RETEN.MOLA PVC RIG.COLAR 75	36.19
01231304090	VALV.RETEN.MOLA PVC RIG.COLAR 90	49.92
01231304110	VALV.RETEN.MOLA PVC RIG.COLAR 110	54.91

VALVULAS RETENCAO BK**VALVULA RETENÇÃO BOLA C/FLANGE BK**

01232201050	VALVULA RETEN.BOLA NBR C/FLANGE PN16 50	83.50
01232201065	VALVULA RETEN.BOLA NBR C/FLANGE PN16 65	95.42
01232201080	VALVULA RETEN.BOLA NBR C/FLANGE PN16 80	120.10
01232201100	VALVULA RETEN.BOLA NBR C/FLANGE PN16 100	149.32
01232201150	VALVULA RETEN.BOLA NBR C/FLANGE PN16 150	236.10
01232201200	VALVULA RETEN.BOLA NBR C/FLANGE PN16 200	675.00
01232201250	VALVULA RETEN.BOLA NBR C/FLANGE PN16 250	1154.2

VALVULA RETENÇÃO DISCO-BIPARTIDO

01232202050	VALVULA RETEN.DISCO BI-PARTIDO PN16 50	26.24
01232202065	VALVULA RETEN.DISCO BI-PARTIDO PN16 65	44.25
01232202080	VALVULA RETEN.DISCO BI-PARTIDO PN16 80	57.37
01232202100	VALVULA RETEN.DISCO BI-PARTIDO PN16 100	64.70

VALVULA RETENÇÃO INOX DISCO-BIPARTIDO

01232203050	VALVULA RETEN.INOX DISCO BI-PART.PN16 50	91.42
01232203065	VALVULA RETEN.INOX DISCO BI-PART.PN16 65	107.57
01232203080	VALVULA RETEN.INOX DISCO BI-PART.PN16 80	133.24
01232203100	VALVULA RETEN.INOX DISC.BI-PART.PN16 100	172.89
01232203125	VALVULA RETEN.INOX DISC.BI-PART.PN16 125	236.75





CLIMATIZAÇÃO

- 17 - Radiadores e Acessórios p/ Aquecimento
- 18 - Regulação/Controlo/Depósitos p/ Aquecimento
- 19 - Termoacumuladores
- 21 - Tubo /Acess. Inox Exaustão (parede simples)
- 22 - Tubo /Acess. Chapa Zincada SPIRO
- 23 - Tubos Alumínio fléxivel Exaustão (rolo/vara)
- 24 - Tubo /Acess. INOX Exaustão (parede dupla)
- 25 - Recuperadores de Calor a Lenha (Água/Ar)
- 27 - Sistemas Controle climatização HONEYWELL
- 28 - Sistemas Climatização GIACOMINI
- 29 - Sistemas Climatização WATTS
- 30 - Sistemas Pavimento Radiante (outros)
- 31 - Sistemas Solar FOTOVOLTAICO
- 32 - Sistemas Solar Térmico TiSUN®
- 33 - Tubos c/ Isolamento Energia Solar
- 34 - Complementos diversos p/ Energia Solar
- 35 - Acessórios Cobre Press p/ Sistemas Solares
- 36 - Acess. Bicone p/ tubagem cobre Solar
- 37 - Bombas WILO
- 38 - Bombas GRUNDFOS
- 40 - Sistemas Solar Térmico TiSUN®
- 51 - Produtos/Equipamentos CALEFFI
- 55 - Caldeiras p/ Aquecimento BIASI
- 56 - Peças substituição p/ Equip. Aquecimento
- 58 - Queimadores LAMBORGHINI
- 59 - Queimadores ELCO
- 60 - Caldeiras Biomassa THERMOFLUX
- 61 - Caldeiras Biomassa BURNIT
- 63 - Ar Condicionado PANASONIC
- 64 - Ar Condicionado FUJITSU
- 65 - Ventiloinvectores
- 66 - Bombas de Calor ATLANTIC
 - Caldeira Lenha CHARTREUSE
- 67 - Caldeiras Biomassa HARGASSNER
- 68 - Equipamentos Climatização VAILLANT
- 69 - Ar Condicionado MIDEA
- 70 - Equipamentos Ar Condicionado GREE



+351 244 800 160
+351 244 802 323



geral@canalcentro.pt
info@canalcentro.pt



R. do Bailadouro s/nº,
2410-211 Pousos

02 MAT. P/CLIMATIZAÇÃO

0253050203	ESTUFA PELLETT IDROPELLET BEJE IDROPEL22	2292.7
------------	--	--------

ACESSORIOS P/DUOSOLA

JOGOS DE LIGAÇÃO STANDARD DUOSOLAR VA

0233020204	LIG.RAPIDA DUOSOLAR 3/4 DN 16 1UND	13.24
0233020206	JOGO 4 PORCAS+JUNTAS DN16 DUOSOLAR	11.94
0233020207	JOGO 4 PORCAS+JUNTAS DN20 DUOSOLAR	16.58
0233020210	JOGO 2 CASQ. DN 20 MM DUOSOLAR	14.43



SISTEMAS DE LIGAÇÃO RAPIDA DUOSOLAR VA

0233020103	LIG.RAPIDA DUOSOLAR DN20 X 3/4 M. 1UND	20.00
0233020113	LIG.RAPIDA DUPLA DUOSOLAR DN16 1 UND	18.05
0233020114	LIG.RAPIDA DUPLA DUOSOLAR DN20 1 UND	28.64

ACESSORIOS P/RADID

SUPORTE DE RADIADOR QUINN

02152001TVC4	SUPORTE P/RAD.QUINN TVC4-HOOGTE4	20.16
02152001TVC6	SUPORTE P/RAD.QUINN TVC6-HOOGTE6	23.02

ESQUENTADORES ELECTR

ESQUENTADORES ELECTRONICOS/ELECTRICOS

0220100115	ESQUENTADOR ELECTRONICO MBH3 CLAGE	176.30
0220100116	ESQUENTADOR ELECTRONICO MBH4 CLAGE	176.23

RADIAD.CHAPA ACO QUI

RAD.CHAPA AÇO QUINN COMPLA VENTI TYPE 22

0215050514000600	RAD.CH.AÇO COMPLA VENTI TYPE22 600X1400	SobConsulta
------------------	---	-------------

RAD.CHAPA AÇO QUINN COMPLA VENTI TYPE 33

0215050604001000	RAD.CH.AÇO COMPLA VENTI TYPE33 400X1000	SobConsulta
0215050606000600	RAD.CH.AÇO COMPLA VENTI TYPE33 600X600	SobConsulta

RADIADORES CHAPA ACO

RADIADORES CHAPA AÇO MOD.PLANA TYPE22

02150201600040	RADIAD.CHAPA AÇO PLANA TYPE22 600X400	132.15
02150201600060	RADIAD.CHAPA AÇO PLANA TYPE22 600X600	173.84
02150201600080	RADIAD.CHAPA AÇO PLANA TYPE22 600X800	205.08
02150201600100	RADIAD.CHAPA AÇO PLANA TYPE22 600X1000	236.04
02150201600120	RADIAD.CHAPA AÇO PLANA TYPE22 600X1200	266.96
02150201600140	RADIAD.CHAPA AÇO PLANA TYPE22 600X1400	299.26
02150201600160	RADIAD.CHAPA AÇO PLANA TYPE22 600X1600	340.60

RADIADORES CHAPA AÇO MOD.SENSA TYPE22

02150101600040	RADIAD.CHAPA AÇO SENSATYPE22 600X400	68.21
02150101600050	RADIAD.CHAPA AÇO SENSATYPE22 600X500	82.65
02150101600060	RADIAD.CHAPA AÇO SENSATYPE22 600X600	98.15
02150101600070	RADIAD.CHAPA AÇO SENSATYPE22 600X700	113.50
02150101600080	RADIAD.CHAPA AÇO SENSATYPE22 600X800	128.07
02150101600090	RADIAD.CHAPA AÇO SENSATYPE22 600X900	143.04
02150101600100	RADIAD.CHAPA AÇO SENSATYPE22 600X1000	158.39
02150101600110	RADIAD.CHAPA AÇO SENSATYPE22 600X1100	173.49
02150101600120	RADIAD.CHAPA AÇO SENSATYPE22 600X1200	188.45
02150101600140	RADIAD.CHAPA AÇO SENSATYPE22 600X1400	218.92
02150101600160	RADIAD.CHAPA AÇO SENSATYPE22 600X1600	248.45

RADIADORES CHAPA AÇO QUINN COMPLA TYPE33

0215040606000400	RADIAD.CHAPA AÇO QUINN COMPLA 400X600	SobConsulta
0215040612000400	RADIAD.CHAPA AÇO QUINN COMPLA 400X1200	SobConsulta

RADIADORES CHAPA AÇO QUINN SLIEVE WHITE

0215030106501600	RADIAD.CHAP.AÇO QUINN SLIEVE 1600X650 BR	SobConsulta
------------------	--	-------------



+351 244 800 160
+351 244 802 323



geral@canalcentro.pt
info@canalcentro.pt



R. do Bailadouro s/nº,
2410-211 Pousos

0215030106502000	RADIAD.CHAP.AÇO QUINN SLIEVE 2000X650 BR	SobConsulta
TUBOS EM INOX C/ISOL		
TUBOS INOX C/ISOLAM.DUOSOLAR 14MM		
02330101016E025	TUBO INOX C/ISOLAM.DUOSOLAR VA 14X16/E25	37.07
02330101016E050	TUBO INOX C/ISOLAM.DUOSOLAR VA 14X16/E50	35.99
ACESSORIOS BICONE P/TUBAGENS COBRE		
ALMAS COMPRESSAO P/T		
ALMA REFORÇO COMPRESS.P/COBRE REF:1116		
02360501150100	ALMA REFORÇO REF:1116 COMPRESS.TM CU 15	0.53
02360501180100	ALMA REFORÇO REF:1116 COMPRESS.TM CU 18	0.72
02360501220100	ALMA REFORÇO REF:1116 COMPRESS.TM CU 22	0.78
BAINHAS DE IMERSAO P		
BAINHAS DE IMERSÃO P/SOLAR ART.9561T		
02362001T03	BAINHA IMERS.SOLAR 123MM 9561T 4720002	13.76
02362001T04	BAINHA IMERS.SOLAR 164MM 9561T 4720005	14.50
JOELHOS COMPRESSAO		
JOELHO FEMEO COMPRESS.P/COBRE 1105/1005		
02360303001504	JOELHO F.REF:1005 COMPRESS.TM CU 15X1/2	2.96
02360303001804	JOELHO F.REF:1105 COMPRESS.TM CU 18X1/2	3.39
02360303001805	JOELHO F.REF:1105 COMPRESS.TM CU 18X3/4	4.59
02360303002205	JOELHO F.REF:1005 COMPRESS.TM CU 22X3/4	4.12
JOELHO MACHO COMPRESS.P/COBRE REF:1104		
02360302001805	JOELHO M.REF:1104 COMPRESS.TM CU 18X3/4	6.56
02360302002205	JOELHO M.REF:1104 COMPRESS.TM CU 22X3/4	4.08
JOELHO SIMPLES COMPRESS.P/COBRE REF:1103		
02360301151500	JOELHO SIMP.REF:1003 COMPRESS.TM CU 15	2.38
02360301181800	JOELHO SIMP.REF:1103 COMPRESS.TM CU 18	3.46
JOELHOS SIMPLES COMPRESS.P/COBRE REF1003		
02360300222200	JOELHO SIMP. REF.1003 COMPRES.TM CU 22	3.85
LIGADORES COMPRESSAO		
LIGADOR FEMEO COMPRESS.P/COBRE REF:1002		
02360103002205	LIGADOR F.REF.1002 COMPRESS.TM CU 22X3/4	4.23
02360103002805	LIGADOR F.REF.1002 COMPRESS.TM CU 28X3/4	8.32
02360103002806	LIGADOR F.REF.1002 COMPRESS.TM CU 28X1	5.75
LIGADOR FEMEO COMPRESS.P/COBRE REF:1102		
02360102001504	LIGADOR F.REF:1102 COMPRESS.TM CU 15X1/2	1.61
02360102001804	LIGADOR F.REF:1102 COMPRESS.TM CU 18X1/2	2.43
02360102001805	LIGADOR F.REF:1102 COMPRESS.TM CU 18X3/4	2.87
LIGADOR MACHO COMPRESS.P/ COBRE REF:1100		
02360101001504	LIGADOR M.REF:1100 COMPRESS.TM CU 15X1/2	1.44
02360101001505	LIGADOR M.REF:1100 COMPRESS.TM CU 15X3/4	2.61
02360101001604	LIGADOR M.REF:1100 COMPRESS.TM CU 16X1/2	1.82
02360101001804	LIGADOR M.REF:1100 COMPRESS.TM CU 18X1/2	2.01
02360101001805	LIGADOR M.REF:1100 COMPRESS.TM CU 18X3/4	2.46
02360101001805FD	LIGADOR M.REF:1100FD COMPR.TM CU 18X3/4	3.56
02360101002205	LIGADOR M.REF:1100 COMPRESS.TM CU 22X3/4	2.46
02360101002805	LIGADOR M.REF:1000 COMPRESS.TM CU 28X3/4	6.06
02360101002806	LIGADOR M.REF:1100 COMPRESS.TM CU 28X1	5.56
REDUCOES COMPRESSAO		
REDUCOES COMPRESSÃO P/TUBO COBRE		
023607012218CZ	REDUCAO REF.1147 COMPRESS.TM CU 22X18	2.49
TAMPOES COMPRESSAO		
TAMPÃO SIMPLES COMPRES.P/COBRE 1135/1035		
023604011824	TAMPAO SIMP.REF:1135 COMPRESS.TM CU 18	2.87
023604012224	TAMPAO SIMP.REF:1035 COMPRESS.TM CU 22	2.46
TES COMPRESSAO P/TUB		



TÊ COMPRESS.P/COBRE REF:1107

02360605181818	TE REF:1107 COMPRESS.TM CU 18X18X18	5.35
----------------	-------------------------------------	------

TÊ FEMEO COMPRESS.P/COBRE REF:1109

02360601180418	TE FE. REF:1109 COMPRESS.TM CU 18X1/2X18	5.33
----------------	--	------

UNIÕES COMPRESSAO CU**UNIÃO SIMPLES/RED.COMP.P/COBRE 1001/1001**

02360200151500	UNIAO SIMPLES REF.1001 COMPRESS.TM CU 15	1.98
02360200181800	UNIAO SIMPLES REF:1101 COMPRESS.TM CU 18	2.77
02360200222200	UNIAO SIMPLES REF.1001 COMPRESS.TM CU 22	3.39

UNIÃO SIMPLES/RED.COMPR.P/COBRE REF:1101

02360201181500	UNIAO RED.REF:1101 COMPRESS.TM CU 18X15	4.38
02360201221500	UNIAO RED.REF:1001 COMPRESS.TM CU 22X15	3.64
02360201221800	UNIAO RED.REF:1101 COMPRESS.TM CU 22X18	4.36

VALVULAS ESFERA P/SI**VALVULAS AUTOM.ART.1900KITSUN**

02361002020	VALVULA AUTOM.REF.1900KITSUN TM 1/2	15.77
-------------	-------------------------------------	-------

VALVULAS ESFERA F/F ART.2230SUN P/SIST.S

02361001020	VALVULA ESFERA F/F REF.2230SUN TM 1/2	5.86
02361001025	VALVULA ESFERA F/F REF.2230SUN TM 3/4	8.02
02361001032	VALVULA ESFERA F/F REF.2230SUN TM 1	12.20

VALVULAS RET.ART.3505SUN P/SIST.SOLAR

02361003020	VALVULA RET.REF.3505SUN TM 1/2 SOLAR	7.66
02361003025	VALVULA RET.REF.3505SUN TM 3/4 SOLAR	8.71
02361003032	VALVULA RET.REF.3505SUN TM 1 SOLAR	11.55

ACESSORIOS COBRE PRESS P/SISTEM.SOL**CASQUILHOS COBRE PRE****CASQ.C/ROSCA F.COBRE SOLARPRESS HT 8270**

02350402015020	CASQ.C/ROS.F.COBRE SOLAR PRESS 15X1/2	3.49
02350402018020	CASQ.C/ROS.F.COBRE SOLAR PRESS 18X1/2	4.06
02350402018025	CASQ.C/ROS.F.COBRE SOLAR PRESS 18X3/4	6.75
02350402022025	CASQ.C/ROS.F.COBRE SOLAR PRESS 22X3/4	5.21
02350402028025	CASQ.C/ROS.F.COBRE SOLAR PRESS 28X3/4	15.17
02350402042050	CASQ.C/ROS.F.COBRE SOLAR PRESS 42X11/2	SobConsulta

CASQ.C/ROSCA M.COBRE SOLARPRESS HT 8243

02350401015020	CASQ.C/ROS.M.COBRE SOLAR PRESS 15X1/2	2.92
02350401015025	CASQ.C/ROS.M.COBRE SOLAR PRESS 15X3/4	4.06
02350401018020	CASQ.C/ROS.M.COBRE SOLAR PRESS 18X1/2	3.53
02350401018025	CASQ.C/ROS.M.COBRE SOLAR PRESS 18X3/4	4.06
02350401022025	CASQ.C/ROS.M.COBRE SOLAR PRESS 22X3/4	4.86
02350401022032	CASQ.C/ROS.M.COBRE SOLAR PRESS 22X1	5.67
02350401028025	CASQ.C/ROS.M.COBRE SOLAR PRESS 28X3/4	13.06
02350401028032	CASQ.C/ROS.M.COBRE SOLAR PRESS 28X1	6.62
02350401042050	CASQ.C/ROS.M.COBRE SOLAR PRESS 42X11/2	SobConsulta

CURVAS COBRE PRESS P**CURVAS A 45.F/F COBRE SOLARPRESS HT 9041**

02350104015	CURVA A 45.F/F COBRE SOLAR PRESS 15	3.09
02350104018	CURVA A 45.F/F COBRE SOLAR PRESS 18	3.87
02350104022	CURVA A 45.F/F COBRE SOLAR PRESS 22	4.69
02350104028	CURVA A 45.F/F COBRE SOLAR PRESS 28	9.17
02350104035	CURVA A 45.F/F COBRE SOLAR PRESS 35	16.92

CURVAS A 45.M/F COBRE SOLARPRESS HT 9040

02350103015	CURVA A 45.M/F COBRE SOLAR PRESS 15	2.41
02350103018	CURVA A 45.M/F COBRE SOLAR PRESS 18	3.11
02350103022	CURVA A 45.M/F COBRE SOLAR PRESS 22	3.28
02350103028	CURVA A 45.M/F COBRE SOLAR PRESS 28	8.68

CURVAS A 90.F/F COBRE SOLARPRESS HT 9002

02350102015	CURVA A 90.F/F COBRE SOLAR PRESS 15	3.23
-------------	-------------------------------------	------



02350102018	CURVA A 90.F/F COBRE SOLAR PRESS 18	4.12
02350102022	CURVA A 90.F/F COBRE SOLAR PRESS 22	4.83
02350102028	CURVA A 90.F/F COBRE SOLAR PRESS 28	7.21
02350102035	CURVA A 90.F/F COBRE SOLAR PRESS 35	13.00
02350102042	CURVA A 90.F/F COBRE SOLAR PRESS 42	SobConsulta

CURVAS A 90.M/F COBRE SOLARPRESS HT 9001

02350101015	CURVA A 90.M/F COBRE SOLAR PRESS 15	2.66
02350101018	CURVA A 90.M/F COBRE SOLAR PRESS 18	3.15
02350101022	CURVA A 90.M/F COBRE SOLAR PRESS 22	3.89
02350101028	CURVA A 90.M/F COBRE SOLAR PRESS 28	8.78

**JOELHOS TRANSICAO CO****JOELHOS TRANS.COBRE SOLARPRESS HT 8090**

02350501018025	JOELHO TRANS.FF COBRE SOLAR PRESS 18X3/4	17.15
02350501022025	JOELHO TRANS.FF COBRE SOLAR PRESS 22X3/4	10.87
02350501022032	JOELHO TRANS.FF COBRE SOLAR PRESS 22X1	17.20
02350501028032	JOELHO TRANS.FF COBRE SOLAR PRESS 28X1	19.38

JUNTAS SOLAR PRESS**JUNTAS TORICA SOLAR VERDE**

02351001015	JUNTA TORICA SOLAR VERDE 15	0.79
02351001018	JUNTA TORICA SOLAR VERDE 18	1.00
02351001022	JUNTA TORICA SOLAR VERDE 22	1.20
02351001028	JUNTA TORICA SOLAR VERDE 28	1.54
02351001035	JUNTA TORICA SOLAR VERDE 35	2.10
02351001042	JUNTA TORICA SOLAR VERDE 42	2.95
02351001054	JUNTA TORICA SOLAR VERDE 54	3.90

TES COBRE PRESS P/SI**TES RED.COBRE SOLARPRESS HT 8130**

02350202015020015	TE RED.COBRE SOLAR PRESS 15X1/2X15	10.50
02350202018020018	TE RED.COBRE SOLAR PRESS 18X1/2X18	17.58
02350202022020022	TE RED.COBRE SOLAR PRESS 22X1/2X22	15.28
0235020202202022	TE RED.COBRE SOLAR PRESS 22X3/4X22	21.01
0235020202802028	TE RED.COBRE SOLAR PRESS 28X3/4X28	30.81

TES SIMPLES COBRE SOLARPRESS HT 9130

02350201015	TE SIMPLES COBRE SOLAR PRESS 15	6.11
02350201018	TE SIMPLES COBRE SOLAR PRESS 18	7.62
02350201022	TE SIMPLES COBRE SOLAR PRESS 22	8.53
02350201028	TE SIMPLES COBRE SOLAR PRESS 28	15.86
02350201035	TE SIMPLES COBRE SOLAR PRESS 35	24.52
02350201042	TE SIMPLES COBRE SOLAR PRESS 42	SobConsulta

UNIOES COBRE PRESS P**UNIOES RED.COBRE SOLARPRESS HT 9243**

02350302018015	UNIAO RED.MF COBRE SOLAR PRESS 18X15	2.82
02350302022015	UNIAO RED.MF COBRE SOLAR PRESS 22X15	SobConsulta
02350302022018	UNIAO RED.MF COBRE SOLAR PRESS 22X18	3.10
02350302028018	UNIAO RED.MF COBRE SOLAR PRESS 28X18	SobConsulta
02350302028022	UNIAO RED.MF COBRE SOLAR PRESS 28X22	5.41
02350302035022	UNIAO RED.MF COBRE SOLAR PRESS 35X22	SobConsulta
02350302035028	UNIAO RED.MF COBRE SOLAR PRESS 35X28	SobConsulta
02350302042022	UNIAO RED.MF COBRE SOLAR PRESS 42X22	SobConsulta
02350302042028	UNIAO RED.MF COBRE SOLAR PRESS 42X28	SobConsulta
02350302042035	UNIAO RED.MF COBRE SOLAR PRESS 42X35	SobConsulta

UNIOES SIMPLES COBRE SOLARPRESS HT 9270

02350301015	UNIAO SIMPLES FF COBRE SOLAR PRESS 15	3.03
02350301018	UNIAO SIMPLES FF COBRE SOLAR PRESS 18	3.66
02350301022	UNIAO SIMPLES FF COBRE SOLAR PRESS 22	4.52
02350301028	UNIAO SIMPLES FF COBRE SOLAR PRESS 28	6.34
02350301035	UNIAO SIMPLES FF COBRE SOLAR PRESS 35	11.57
02350301042	UNIAO SIMPLES FF COBRE SOLAR PRESS 42	SobConsulta



BOMBAS WILO**ACESSORIOS ELECTRICO****ACESSORIOS DIVERSOS**

023713102027870	2027870 DISCO VALV.RETEN.DN32 P/CO	SobConsulta
023713102032616	2032616 ORINGS ID.44X3,53 N	SobConsulta
023713102058115	2058115 CORPO VALV.RETEN.DN32 P/CO	SobConsulta
023713102961399	2961399 PRESSOSTATO XMPA 12 WILO	SobConsulta
023713102964169	2964169 PRESSOST.SQUARED FGS 2-5B WILO	SobConsulta
023713102964205	2964205 RELÉ WILO RALA-ED 24V	SobConsulta
023713102964207	2964207 Sonda DE NIVEL WILO	SobConsulta
023713104014536	4014536 KIT BYPASS 25 B.P/MVI 2-4-8-16/6	SobConsulta
023713104049864	4049864 KIT ETAPA MC604-605	SobConsulta
023713104054544	4054544 KIT ETAPA MC604-605	SobConsulta
023713104083524	4083524 INJECTOR P/WJ 203	SobConsulta
023713104087697	4087697 DIFUSOR P/WJ - JETSON	SobConsulta
023713104108519	4108519 KIT ETAPA P/MHIL5	SobConsulta
023713104123136	4123136 KIT ETAPA ROLAMENTO P/MHIL5	SobConsulta

AQUARETURN WILO

023713222848769	2848769 AQUARETURN	470.00
-----------------	--------------------	--------

INTERRUPTORES DE BOIA MC

023713042004593	2004593 INTERRUPTOR MS1 10 MTS	97.00
023713042962810	2962810 INTERRUP.BOIA MATIC MC 5 MTS	103.00
023713042962814	2962814 INTERRUP.BOIA MATIC MC 10 MTS	113.00

INTERRUPTORES DE BOIA MINIMATIC/WRAS

0237130205	2962805 INTER.BOIA MINIMATIC C5 MTS WRAS	40.00
0237130210	2962811 INTER.BOIA MINIMATIC C10 MTS WRAS	56.00
0237130216	2962801 CONTRAPESO P/INTERRUPT.BOIA	4.00

INTERRUPTORES DE BOIA WA

02371308503211893	503211893 INT.NIVEL WA.65(PSN-0) 10M	SobConsulta
-------------------	--------------------------------------	-------------

MONITORES IR, MODULOS IF, ACESS.DIVERS.

023713062017390	2017390 MONITOR IR WILO	SobConsulta
-----------------	-------------------------	-------------

SISTEMAS CONTRA FALTA DE AGUA

0237130301	SISTEMA SEGURAN.CONTRA FALTA AGUA-DRP	SobConsulta
------------	---------------------------------------	-------------

VALVULAS DE RETENÇÃO DE BOLA WILO

023713052962383	2962383 VALV.RET.BOLA MAGMADN65 FLANG.	SobConsulta
-----------------	--	-------------

WILO-FLUIDCONTROL

023713014160334	4160334 ELECTRONIC CONTROL- MM9 WILO	843.00
023713014190896	4190896 HICONTROL 1 (FLUIDCONTROL)	123.00
023713014195661	4195661 HICONTROL 1-2 CABOS	137.00

ACESSORIOS P/BOMBAS**ACESSORIOS P/BOMBAS CIRCULA.AQUECIMENTO**

0237030101	4090808 C.J UNIOES RU 1521 (1"X1/2") FXF	15.00
0237030102	4016172 C.J.UNIOES RU 2027 (11/4X3/4) FXF	32.50
0237030103	4092741 CONJ.UNIOES RU 2634 (11/2X1) FXF	12.50
0237030105	4092742 CONJ. UNIOES RU 3342(2x11/4) FXF	15.00
0237030106	4016174 CONJ.UNIOES RU 1521 (1X1/2) FXF	22.50
0237030108	4016173 C.J.UNIOES RU 2634 (11/2X1) FXF	41.25
0237030109	4233251 C.J.UNIOES RU 2027 (11/4X3/4) FXF	32.50
0237030110	4233253 CONJ.UNIOES RP (1x11/2) FXF	33.00
0237030111	2849309 CONJ.UNIOES RU 3342 (2X11/4) FXF	48.75
0237030112	2830317 CONVERSOR DE SINAIS PSW	179.00

CURVA FLANGEADA P/BOMBAS WILO

023703062018053	2018053 CURVA FLANGEADA F.F DN 50	216.00
-----------------	-----------------------------------	--------

FLANGES P/BOMBAS CIRCULA.AQUECIMENTO

02370302040	2963328 FLANGE 11/4" ROSC.PN16 DIN2566	31.25
02370302050	2963329 FLANGE 11/2" ROSC.PN16 DIN2566	37.50
02370302090	2963332 FLANGE 3" ROSC.PN16 DIN2566	70.00



02370302110	2963333 FLANGE 4" ROSC.PN16 DIN2566	80.00
KITS WILO		
023703054015445	4015445 KIT ETAPA C/CASQUILHO MVI 400	SobConsulta
023703054015447	4015447 KIT ETAPA MVI 400	SobConsulta
023703054027301	4027301 KIT EMPANQUE P/MVI 2/4/8/16 EPDM	SobConsulta
023703054095214	4095214 KIT ACOPLAMENTO MVI410 WILO	SobConsulta
MEMBRANAS PARA VASOS CIMM		
023703072962784	2962784 MEMBRANA CIMM 60-80-100 EPDM	SobConsulta
VASOS EXPANSAO P/AGUA QUENTE SANIT.WILO		
02370304ACS24	2962720 ASCE24 VASO EXP.ACS 24LTS 8 BAR	55.00
AGUAS FRIAS E PRESSU		
ELECTROBOMBAS WILO-MHI		
023710042023987	2023987 TURBINA P/IPL 32/160-0,25/4	187.60
023710044024282	4024282 BOMBA WILO MHI 202 1/E/230-50-2	464.00
023710044024301	4210735 BOMB.MHI 406N TRI.1/E/3-400-50-2	667.00
023710044024302	4149028 BOMB.MHI 406 TRI.1/E/3-400-50-2	SobConsulta
023710044083887	4083887 BOMB.MHL 104EM -1-230-500-2	396.00
ELECTROBOMBAS WILO-WJ		
02371001WJ203EM	4081225 BOMBA WILO WJ 203 EM	251.00
02371001WJ204XEM	4143999 BOMBA WILO WJ 204 X EM	281.00
SIST.PRESSURIZACAO WILO-HIMULTI 3		
023710244189522	4189522 BOMBA HIMULTI 3-43 /1/5/230 WILO	434.00
023710244189526	4189526 BOMBA HIMULTI 3-45 /1/5/230 WILO	526.00
SISTEMAS DE PRESSURIZACAO ANTI-INCENDIOS		
02371040CSI2000	CENTRAL INCENDIO CSI2000 40-15A	SobConsulta
ASSISTENCIA WILO		
PECAS ASSISTENCIA		
0237800101	2097970 MOTOR P/STRATOS 65-1-12	397.35
0237800102	2164054 IMPELLER 50/160-133/17 PPO	121.92
0237800103	122097593 MECHANICAL SEAL ID.17 AQ1EGG	134.02
0237800104	2033496 ABA DA MOLA DIVISÓRIA DN80	134.10
0237800105	2164051 IMPULSOR D.55/132/17 PPO KIT	97.13
0237800106	2061212 INTERRUPTOR 911.10 (KH32/TMP32)	34.00
0237800107	2046272 CORPO BOMBA 11/2X180 INOX SET	SobConsulta
0237800108	4144582 FICHA DE LIGACAO P/STAR Z	SobConsulta
BOMBAS CIRCULADORAS		
BOMBAS - STRATOS-Z WILO		
023701172090469	2090469 BOMBA STRATOS-Z 25/1-8 PN16 WILO	1346.0
023701172090470	2090470 BOMBA STRATOS-Z 30/1-8 PN10 WILO	1383.0
023701172090471	2090471 BOMBA STRATOS-Z 30/1-12 PN6/10	1793.0
023701172090472	2090472 BOMBA STRATOS-Z 40/1-8 PN6 WILO	2243.0
023701172090473	2090473 BOMBA STRATOS-Z 40/1-12 PN6/10	2690.0
BOMBAS CIRCULADORAS AQUE.WILO-TOP-Z		
023701152046637	2046637 WILO TOP-Z40/7 MON.RG	1351.0
023701152048340	2048340 BOMBA TOP-Z 30/7 EM PN10 RG	673.00
023701152059857	2059857 BOMBA TOP-Z30/10 PN6/10 MONO	788.00
023701152175528	2175528 BOMBA TOP-Z 65/10 EM PN6/10 TRIF	2600.0
023701152510EM	2061964 WILO TOP-Z 25/10MON.	788.00
02370115256DM	2045522 WILO TOP-Z 25/6 TRIF.	460.00
02370115256EM	2045521 WILO TOP-Z 25/6 MON.	499.00
BOMBAS CIRCULADORAS AQUE.WILO-TOP-S (ROSCADOS)		
02370108EM3010	2066132 WILO TOP-S30/10 MON.PN10	503.00
BOMBAS CIRCULADORAS AQUECIM. WILO-STAR-RS		
0237010113130YP156	4528501 WILO YONOS PARA RS-15/6 130MM	180.00
0237010113130YP256	4528494 WILO YONOS PARA RS-25/6 130MM	180.00
0237010113180YP256	4528499 WILO YONOS PARA RS-25/6 180MM	183.00
0237010113180YP257	4529620 WILO YONOS PARA RS-25/7.5 180MM	225.00



02370101180RS255	4065366 WILO STAR-RS 25/5-180MM	187.00
02370101180RS256	4032956 WILO STAR-RS 25/6-180MM	222.00
02370101180ST257	4528539 WILO STAR-ST 25/7-180MM	178.17

BOMBAS CIRCULAD.AQUECIM. WILO-STAR-ST

02370105180ST256	4517561 WILO STAR ST-25/6 180MM	210.00
023701052045477	2045477 CAIXA DE BORNES P/TOP-S (32) EM	138.85
023701052067784	2067784 CABO ELÉCT. P/TS 40 A / STS 40 A	60.82
023701052067786	2067786 BOIA COM CA P/TS 40 A / STS 40 A	60.82
023701054232742	4232742 WILO VARIOS PICO-STG 15/1-8	512.00
023701054232743	4232743 WILO VARIOS PICO-STG 25/1-8-180	517.00
023701054232746	4232746 WILO YONOS PICO-STG 15/1-13-130	483.00
023701054232747	4232747 WILO VARIOS PICO-STG 15/1-13-180	496.00
023701054527214	4527214 WILO YONOS PICO-STG 30/1-7.5-180	462.00
023701054527504	4527504 WILO YONOS PICO-STG 25/1-7.5-180	420.00
023701054527505	4527505 WILO YONOS PICO-STG 15/1-7.5-130	475.00
023701054527507	4527507 WILO YONOS PICO-STG 15/1-13-180	496.00
023701054700378	4700378 WILO YONOS PARA ST-15/7 PWM2	250.00

**BOMBAS CIRCULAD.STRATOS MAXO**

023701212164580	2164580 BOMBA STRATOS MAXO 32/0,5-12	1754.0
-----------------	--------------------------------------	--------

BOMBAS CIRCULAD.WILO- YONOS- MAXO

023701182120639	2120639 BOMBA CIRC.YONOS-MAXO 25/0.5-7	722.00
023701182120640	2120640 BOMBA CIRC.YONOS-MAXO 25/0.5-10	785.00
023701182120641	2120641 BOMBA CIRC.YONOS-MAXO 25/0.5-12	1039.0
023701182120642	2120642 BOMBA CIRC.YONOS-MAXO 30/0.5-7	805.00
023701182120643	2120643 BOMBA CIRC.YONOS-MAXO 30/0.5-10	847.00
023701182120644	2120644 BOMBA CIRC.YONOS-MAXO 30/0.5-12	1097.0
023701182120645	2120645 BOMBA CIRC.YONOS-MAXO 40/0.5-4	845.00
023701182120646	2120646 BOMBA CIRC.YONOS-MAXO 40/0.5-8	1286.0
023701182120647	2120647 BOMBA CIRC.YONOS-MAXO 40/0.5-12	1522.0
023701182120648	2120648 BOMBA CIRC.YONOS-MAXO 40/0.5-16	1932.0
023701182120649	2120649 BOMBA CIRC.YONOS-MAXO 50/0.5-8	1666.0
023701182120651	2120651 BOMBA CIRC.YONOS-MAXO 50/0.5-12	2007.0
023701182120654	2120654 BOMBA CIRC.YONOS-MAXO 65/0.5-12	2290.0
023701182123369	2123369 ISOL. TERM.YONOS MAXO 25-30/0.5-1	23.00
023701182175538	2175538 BOMBA CIRC.YONOS-MAXO-Z 25/0.5-7	1002.0
023701182175539	2175539 BOMBA CIRC YONOS-MAXO-Z25/0.5-10	1256.0

BOMBAS CIRCULAD.WILO- YONOS- PICO

023701124164012	4215512 BOMBA YONOS PICO 15/1-6 130 WILO	363.00
023701124164025	4164025 BOMBA YONOS PICO 25/1-4-180 WILO	279.00
023701124164026	4164026 BOMBA YONOS PICO 25/1-6-180 WILO	344.00
023701124215515	4215515 BOMBA YONOS PICO 25/1-6-180 NOVO	363.00
023701124215517	4215517 BOMBA YONOS PICO 25/1-8-180 WILO	497.00
023701124215518	4215518 BOMBA YONOS PICO 25/1-8-130 WILO	497.00
023701124215519	4215519 BOMBA YONOS PICO 30/1-4-180 WILO	301.00
023701124215520	4215520 BOMBA YONOS PICO 30/1-6-180 WILO	373.00
023701124215521	4215521 BOMBA YONOS PICO 30/1-8-180 WILO	497.00

BOMBAS CIRCULAD.WILO-STRATOS

023701132150588	2150588 WILO STRATOS 40/1-16 PN6/10	2313.0
023701132150593	2150593 WILO STRATOS 80/1-12 PN10	3927.0
0237011325106	2090447 WILO STRATOS 25/1-6 PN10	796.00
0237011325108	2090448 WILO STRATOS 25/1-8 PN6/10	899.00
0237011325110	2103615 WILO STRATOS 25/1-10 PN6/10	997.00
0237011330106	2090449 WILO STRATOS 30/1-6 PN 10	858.00
0237011330110	2103616 WILO STRATOS 30/1-10 PN6/10	1070.0
0237011330112	2090451 WILO STRATOS 30/1-12 PN6/10	1257.0
0237011332112	2090452 WILO STRATOS 32/1-12 PN6/10	1511.0
0237011340104	2090453 WILO STRATOS 40/1-4 PN6/10	1051.0
0237011340108	2090454 WILO STRATOS 40/1-8 PN6/10	1551.0
0237011340112	2090455 WILO STRATOS 40/1-12 PN6/10	1871.0



0237011350112	2090458 WILO STRATOS 50/1-12 PN6/10	2467.0
0237011365109	2090459 WILO STRATOS 65/1-9 PN6/10	2504.0
BOMBAS CIRCULAD.WILO-STRATOS-PICO		
023701114132462	4132462 WILO STRATOS PICO-25/1-4	341.00
023701114132463	4132463 WILO STRATOS PICO-25/1-6	399.00
BOMBAS CIRCULAD.WILO-TOP-STRATOS-D		
02370114032112	2090462 WILO STRATOS D 32-1 12 PN6/10	2675.0
02370114040112	2090464 WILO STRATOS D 40-1 12 PN6/10	3315.0
02370114050109	2090466 WILO STRATOS D 50/1-9 12 PN6/10	4096.0
02370114050112	2090467 WILO STRATOS D 50-1 12 PN10	4370.0
02370114080112	2150601 WILO STRATOS D 80-1 12 PN10	6955.0
023701142090461	2160567 WILO STRATOS D 32-1 8 PN6/10	1925.0
BOMBAS CIRCULAD.WILO-YONOS- MAXO D		
023701192120665	2120665 BOMBA CIRC YONOS-MAXO-D40/0,5-12	2816.0
023701192120667	2120667 BOMBA CIRC YONOS-MAXO-D50/0,5-9	3480.0
023701192120671	2120671 BOMBA CIRC YONOS-MAXO-D65/0,5-16	5150.0
023701192128151	2128151 BOMBA STRATOS-PARA 30/7	227.02
BOMBAS CIRCULADORAS WILO-STAR-Z 15		
023702014222650	4222650 BOMBA P/A.Q.S.STAR-Z NOVA T WILO	361.00
02370201Z15	4132760 WILO P/A.Q.S.STAR-Z NOVA	210.00
02370201Z15201	4028111 WILO A.SANI.P/RET.STAR-Z 20/1	290.00
02370201Z15205	4081198 WILO A.SANI.P/RET.STAR-Z 20/5	433.00
02370201Z15207	4081203 WILO SANI.STAR-Z 20/7 15-3 150MM	459.00
02370201Z15252	4029062 WILO A.SANI.P/RET.STAR-Z 25/2	328.00
02370201Z15256	4047573 WILO A.SANI.P/RET.STAR-Z 25/6	433.00
02370201Z15A	4132761 WILO P/A.Q.S.STAR-Z 15 A NOVA	229.00
02370201Z204	4081193 WILO P/A.Q.S.STAR-Z 20/4	301.00
BOMBAS CIRCULADORAS WILO-STAR-Z NOVA		
023702024132762	4132762 BOMBA CIRCUL.STAR-Z NOVA C WILO	290.00
BOMBAS CIRCULADORAS WILO-STRATOS-Z		
023702072090475	2152257 BOMBA EL.STR-Z 65/1-12 PN6/10 RG	4313.0
MODULOS E ACESSORIOS DIVERSOS		
023701402066600	2066600 MODULO IF-STRATOS CAN	169.00
023701404046444	4046444 ISOLAMENTO P/BOMBA STAR RS WILO	21.00
BOMBAS DRENAGEM WILO		
ACESS.HIDRAULI- VALV.RET.BOLA FLANGEADA		
02371544050	2962388 VALVULA RETEN.BOLA DN50 FLANG.	186.00
02371544065	2962383 VALVULA RETEN.BOLA DN65 FLANG.	215.00
02371544080	2962384 VALVULA RETEN.BOLA DN80 FLANG.	267.00
02371544100	2962385 VALVULA RETEN.BOLA DN100 FLANG.	352.00
02371544150	29623856 VALVULA RETEN.BOLA DN150 FLANG.	731.00
ACESS.HIDRAULI- VALV.RET.BOLA ROSCADA		
02371543040	2962387 VALVULA RETENÇÃO BOLA 11/4 ROSC.	96.00
02371543050	2962380 VALVULA RETENÇÃO BOLA 11/2 ROSC.	107.00
02371543063	2962381 VALVULA RETENÇÃO BOLA 2 ROSC.	115.00
02371543075	2962382 VALVULA RETENÇÃO BOLA 21/2 ROSC.	171.00
BOMBAS SUB.WILO-DREN/TM/TMW		
023715014058059	4058059 WILO DRAIN TMW32/8-10M	246.00
02371501TM327	4048412 BOMBA SUBM.WILO-DRAIN TM 32/7	227.00
02371501TMW3208	4048413 BOMBA SUBM.WILO-DRAIN TMW 32/8	227.00
02371501TMW3211	4048414 BOMBA SUBM.WILO-DRAIN TMW 32/11	287.00
02371501TMW3211HD	4048715 BOMB.SUBM.WILO-DRAIN TMW 32/11HD	351.00
02371501TMW328	4145325 BOMBA SUBM.WILO-DRAIN TMW 32/8	227.00
BOMBAS SUB.WILO-DREN/TS		
023715022063927	2063927 BOMBA SUB.TS40-10 3-400-50-2-10M	534.00
023715022063930	2063930 BOMBA SUB.TS40-14 3-400-50-2	580.00
023715022063931	2063931 BOMBA SUB.TS40-14 1-230-50-2	506.00



023715024014A1230	2063929 BOMBA SUB.TS40-14-A 1-230-50-2	519.00
023715024025036	4025036 BOMBA SUDM.TS 50H111/11-3-400 DM	1111.0
023715024025039	4025039 BOMBA SUDM.TS 50H 122/15 DM	1263.0
023715024025059	4025059 BOMBA SUDM.TS 65H117/22 DM	1337.0

BOMBAS E SIST.PRESSU**BOMBAS HORIZ. - WILO-ECONOMY MHI 2**

023711134024290	4024290 BOMBA HOR.MHI 206 1/E/1-230-50-2	655.00
-----------------	--	--------

BOMBAS HORIZ. - WILO-ECONOMY MHI 4/8/16

023711141419123	4210715 BOMBA MHI 1604N-1/E/3-400-50-2	1100.0
023711144024296	4024296 BOMBA ECON.MHI 404 E/1-230-50-2	563.00
023711144024298	4024298 BOMBA ECON.MHI 405 E/1-230-50-2	615.00
023711144210743	4210743 BOMBA MHI 803-1/E/3-400-50-2/IE3	573.00

BOMBAS HORIZONTAIS - WILO-ECONOMY MHIL 3

023711064083898	4083898 BOMBA HORIZ.MHIL304-E-1-230-50-2	401.00
023711064083901	4083901 BOMBA WILO MHIL 305-E-1-230-50-2	446.00
023711064083902	4083902 BOMBA HORIZ.MHIL 06-E-1-230-50-2	591.00
023711064083904	4083904 BOMBA WILO MHIL 502-E-1-230-50-2	383.00
023711064083906	4083906 BOMBA WILO MHIL 503-E-1-230-50-2	411.00
023711064083913	4083913 BOMBA HORIZ.MHIL506-E-1-230-50-2	621.00
023711064158380	4210653 BOMBA HORIZ.MHIL306N-E-400-50-2	581.00
023711064210650	4210650 BOMBA HORIZ.MHIL305N-E-400-50-2	507.00
023711064210653	4210653 BOMBA HORIZ.MHIL306N-E-400-50-2	581.00
023711064210662	4210662 BOMBA HORIZ.MHIL506N-E-400-50-2	645.00
023711164161130	4161130 BOMBA WILO EMHIL 303-EM	1337.0

BOMBAS HORIZONTAIS - WILO-ECONOMY MHIL 5

023711074083910	4083910 BOMBA HORIZ.MHIL505-E-1-230-50-2	532.00
-----------------	--	--------

BOMBAS HORIZONTAIS - WILO-ECONOMY MHIL 9

023711084083918	4083918 BOMBA HORIZ.MHIL904-E-1-230-50-2	543.00
-----------------	--	--------

BOMBAS HORIZONTAIS - WILO-JET WJ

023711014081221	4081221 BOMBA WILO -JET WJ-202-X-EN	216.00
023711014081222	4081222 BOMBA WILO -JET WJ-203-X-EN	240.00
023711014081224	4081224 BOMBA WILO -JET WJ-202 EM	226.00
023711014212734	4212734 BOMBA WILO -JET WJ-203 X	240.00

BOMBAS HORIZONTAIS-WILO MULTIPRESS MP

023711154032126	4032126 BOMBA HORIZ. WILO MP 304-EM	396.00
023711154032132	4032132 BOMBA HORIZ.WILO MP 604-DM	373.00
023711154032133	4032133 BOMBA HORIZ.WILO MP 605-EM	535.00

BOMBAS VERTICAIS WILO MULTIVERT MV1

023711324141146	4141146 BOMBA HELIX V1603-1/16/E/K400-50	1385.0
023711324141464	4141464 BOMBA HELIX VE1605-1/16/E/K	6034.0
023711324141884	4141884 BOMBA HELIX V5202-2/16/E/K400-50	2912.0
023711324162640	4162640 BOMBA HELIX V 1605-1/16/E/S/50-2	1784.0
023711324201325	4201325 BOMBA HELIX V 1605-1/16/E/S/400-	1766.0

CENT.HIDROP. WILO MULTIPRESS GPO 2-MP

023711242969210	2969210 CENT.HIDROP.CO 2-MP 605-T/QC-80	SobConsulta
02371124605MQC	2969205 CENT.HIDROP.CO 2-MP 605-M/QC-80	SobConsulta

CENTRAIS INCENDIO WILO GBAI

023711632965012	2965012 CENTRAL INCEN.GBAT1000 ED(J) C.	SobConsulta
023711632968371	2968371 C.I.GBAI 1000E(J)JUNE 32-200A+MVI	SobConsulta
023711632968473	2968473 C.I.GBAI 1000 ED(J) CPV22-70/15	SobConsulta

CENTRAIS INCENDIO WILO GBNLAI

023711622541488	2541488 CENT.INCEN.GPAN-EMP-50/200	SobConsulta
023711622544018	2544018 CENT.INCEN.GPAN-EN EP-40/200N	SobConsulta
023711622968367	2968367 CENT.INCEN.GBNLAI 1000 NL 50/200	SobConsulta

GRUPOS HIDROP.WILO- ECONOMY COE-2MHIL BC

023711284164943	4164943 CENT.HIDROPN.COE-2 MHIL505-DM/BC	2848.0
-----------------	--	--------

GRUPOS HIDROP.WILO- ECONOMY GPO 2 MVI

+351 244 800 160
+351 244 802 323



geral@canalcentro.pt
info@canalcentro.pt



R. do Bailadouro s/nº,
2410-211 Pousos



02371123808	CENTRAL HIDROP.GPO 2-MVI 808/QC - 200	SobConsulta
GRUPOS HIDROP.WILO- ECONOMY HMC/HMC (H)		
02371120604DM24H	2533258 GRUPO HIDROP.C/1 BOMB.HMC 604-DM	980.00
02371120605EM24H	2511907 GRUPO HIDROP.C/1 BOMB.HMC 605-EM	900.00
GRUPOS HIDROP.WILO-JET HWJ. HWJ (H)		
023711192531176	2531176 BOMBA JET HWJ-204-EM-20 WILO	469.00
023711192531177	2531177 BOMBA JET HWJ-204-EM-50 WILO	559.00
023711194081528	4081528 BOMBA JET HWJ-203-EM-20 WILO	430.00
023711194081529	4081529 BOMBA JET HWJ-202-EM-50 WILO	515.00
023711194081530	4081530 BOMBA JET HWJ-203-EM-50 WILO	522.00
GRUPOS HIDROPNEUM.C/1 BOMBA - WILO EMHIL		
023711164161132	4161132 GRUPO HIDROP.WILO EMHIL 305 EM	1404.0
BOMBAS ESGOTO WILO		
BOMBAS SUB. WILO-DRAIN TP 65		
023716094007101	4007101 BOMBA SUBM.TP 65 E 114/11-1-230	1165.0
02371609A2017161	2017161 VALVULA CORTE EM F.F.GG25 DN65	143.00
BOMBAS SUB. WILO-EMU KS		
023716146019450	6019450 BOMBA WILO-EMU KS15 D TRIF.	2035.0
BOMBAS SUB.DOMEST.WILO-DREN STS40		
023716012065866	2065866 BOMBA STS40 /8 -1-230	406.00
023716012065868	2065868 BOMBA STS40 /8 A-1-230	420.00
023716012065872	2065872 BOMBA STS40 /10 -1-230 10MTS	412.00
023716012065874	2065874 BOMBA STS 40/10 A/1-230-50-2 10M	427.00
023716012065876	2065876 BOMBA STS 40/10 -3-400	488.00
023716013094005	3094005 BOMBA REXA MINI-V04.11/M06-523 A-5M	383.00
023716013094009	3094009 BOMBA REXA MINI3-V04.09/M05-523A	447.00
023716013094011	3094011 BOMBA REXA MINI-V04.11/M06-523	459.00
023716013094012	3094012 BOMBA REXA MINI-V04.11/M06 /A-10	393.00
BOMBAS SUB.TRITUR.WILO-DRAIN MTC		
023716042081260	2081260 BOMBA MTC 40 F 16.15/7/1-230-50	1095.0
023716042081261	2081261 BOMBA MTC 40 F 16.15/7/3-400-50	1047.0
BOMBAS SUB.TRITURADORAS WILO-DREN MTS		
023716052017160	2017160 VALVULA DE COMPORTA DN50	137.00
023716052057179	2057179 KIT ELEV.C/PED.P/MTS DN40/50	314.00
023716052058721	2058721 BASE APOIO P/MTS 40	SobConsulta
023716052060174	2060174 BOMBA SUBM.C/TRITUR.MTS 40/21-1	SobConsulta
023716052060176	2060176 BOMBA SUBM.C/TRITUR.MTS 40/21-3	SobConsulta
023716054024400	4024400 BOMBA MTS40-24-3-400-50-2	1409.0
BOMBAS SUB.WILO-DRAIN FA 05E		
023716066022588	CORRENTE ACO INOX 5 MTS P/FA08W/08E/10E	SobConsulta
023716066063140	6063140 CORRENTE STVZ 400KG - 5M CE	158.00
BOMBAS SUB.WILO-DRAIN STS 65		
02371608A2015234	2015234 LIGACAO STORZ 52-C 2 1/2 M WILO	43.00
02371608A2015235	2015235 LIGACAO STORZ P/TUBO DN INT.52MM	37.00
BOMBAS SUB.WILO-DRAIN TP 50		
023716074025334	4025334 BOMBA TP 50 E 107/7,8-3-400	671.00
023716074029439	4029439 BOMBA TP 50 F 90/7,5-1-230A	SobConsulta
023716074029452	4029452 BOMBA TP 50 E 107/7,5-1-230A EM	SobConsulta
BOMBAS SUB.WILO-REXA FIT 05		
023716106064591	6064591 BOMBA WILO REXA FIT V05DA-224/EA	1475.0
S-15MK2E5A - 1,5 KW UN INTERIOR MURAL		
023716126064703	6064703 BOMBA FIT V06DA-214EAD-2 -T0015	1485.0
023716126064707	6064707 BOMBA WILO-REXA FIT V06DA-222/EA	1591.0
BOMBAS STANDARD-ROTO		
BOMBAS ELECTRON.WILO VEROTWIN-DP-E		
023704042109779	2158939 BOMBA VEROTWIN DP-E32/135-1,1/2	4617.0



BOMBAS WILO-CRONOLINE-IL

023704022088392	2120913 BOMBA CIRC.IL 80/140-7.5/2 WILO	2647.0
023704022120768	2120768 BOMBA CIRC.IL 65/250-4/4 WILO	2288.0

BOMBAS WILO-CRONOLINE-IP-E

023704012131252	2158815 WILO VEROLINE IP-E40/115-0.55/2	2363.0
023704012144263	2158813 WILO VEROLINE IP-E32/135-1.1/2	2438.0
023704012158810	2158810 WILO VEROLINE IP-E32/95-0.55/2	2284.0

BOMBAS WILO-VEROLINE -IPL 2900RPM

023704072089577	2150335 BOMBA VEROLINE-IPL 32/90-0.37/2	811.00
023704072089579	2152928 BOMBA VEROLINE-IPL 32/105-0.75/2	869.00
023704072150341	2152934 BOMBA VEROLINE-IPL 50/105-0.75/2	1112.0

BOMBAS WILO-VEROLINE-IPL

02370406032130112	2152929 BOMBA VEROLINE-IPL 32/125-1.1/2	926.00
023704060321600254	2150343 BOMBA VEROLINE-IPL 32/135-0.25/4	986.00
02370406032160112	2152930 BOMBA VEROLINE-IPL 32/135-11/2	950.00
023704062089562	2120760 BOMBA VEROLINE-IPL 65/150-0.75/4	1577.0
023704062089570	2089570 BOMBA IPL 25/80-0.12/2 WILO	672.00
023704062089576	2089576 BOMBA IPL 30/90-0.25/2 WILO	812.00
023704062089585	2089585 BOMBA IPL 40/115-0.55/2 WILO	926.00
023704062121218	2121218 BOMBA VEROLINE-IPL 65/115-1.5/2	1297.0
023704062121228	2121228 BOMBA VEROLINE-IPL 80/115-2.2/2	1611.0
023704062121232	2121232 BOMBA VEROLINE-IPL 80/155-7.5/2	3504.0
023704062166904	2089585 BOMBA IPL 40/115-0.55/2 WILO	926.00

BOMBAS WILO-VEROTWIN - DPL

023704282089635	2150365 BOMBA DUPLA DPL 32/90-0.37/2	1612.0
023704282089636	2150366 BOMBA DUPLA DPL 32/100-0.55/2	1645.0
023704282089642	2089642 BOMBA VEROTWIN DPL 40/90-0.37/2	1553.0
023704282121247	2121247 BOMBA DUPLA DPL 40/160-4/2	3429.0
023704282121252	2121252 BOMBA DUPLA DPL 50/120-5/2	2480.0
023704282121257	2121257 BOMBA DUPLA DPL 50/165-5.5/2	4426.0
023704282121261	2121261 BOMBA DUPLA DPL 65/155-1.5/2	2594.0
023704282121267	2121267 BOMBA DUPLA DPL 65/155-7.5/2	6789.0
023704282121271	2121271 BOMBA DUPLA DPL 80/115-2.2/2	3222.0

BOMBAS WILO-VEROTWIN-DP-E

023704152109777	2109777 BOMBA VEROTWI DP-E 32/100-0.55/2	SobConsulta
023704152109780	2109780 BOMBA VEROTWI DP-E 40/115-0.55/2	SobConsulta
023704152158938	2158938 BOMB.VEROTWIN DP-E 32/125-1.1/2	4531.0
023704152158942	2158942 BOMB.VEROTWIN DP-E 40/120-1.5/2	6198.0
023704152158943	2158943 BOMB.VEROTWIN DP-E 40/130-2.2/2	6799.0
023704152158944	2158944 BOMB.VEROTWIN DP-E 40/150-3/2	7497.0
023704152158947	2158947 BOMB.VEROTWIN DP-E 50/130-2.2/2	6845.0

BOMBAS SUBMERSIVEIS**ACESSORIOS P/BOMBAS SUBM.WILO DRAIN**

023712076070146	6070146 BASE APOIO DN50 / 2 RK SB	371.00
023712076070150	6070150 KIT ELEVAÇÃO C/PEDESTAL DN65	392.00

BOMBAS P/FUROS WILO -SUB TWU 4

0237120240440DMB	6049355 BOMBA SUBM.FURO TWU 4-0440-DM	1544.0
0237120240817DMB	6049361 BOMBA SUBM.FURO TWU 4-0817-DM	1103.0
023712026049352	6049352 BOMBA SUBM.FURO TWU 4-0418-DM-C	830.00

BOMBAS P/POÇOS - WILO SUB TWI 5

023712014104118	4104118 BOMBA SUBM.POÇO TWI 5-304 EM	583.00
023712014104119	4104119 BOMBA SUBM.POÇO TWI 5-306 EM	644.00
023712014104124	4104124 BOMBA SUBM.POÇO TWI 5-308 DM	720.00
023712014104133	4104133 BOMBA SUBM.POÇO TWI 5-SE-308 DM	755.00
023712014104134	4104134 BOMBA SUBM.POÇO TWI 5-SE-903 DM	786.00
023712014144937	4144937 BOMBA SUBM.POÇO TWI5-306 EM-FS	688.00
023712014144941	4144941 BOMBA SUBM.POÇO TWI 5-505 EM-FS	728.00
023712014144967	4144967 BOMBA SUBM.TWI 5-SE 505 EM-FS	782.00



BOMBAS SUBMERS.WILO-REXA UNI V06

023712306082139	6082139 WILO REXA UNI V06/11-540	848.00
023712306082143	6082143 WILO REXA UNI V06/15-540	859.00

BOMBAS SUBMERSIVEIS WILO-DRAIN

023712064050131	4050131 BOMBA SUBM.DRAIN-TC 40/8 1-230-D	368.00
023712064050132	4050132 BOMBA SUBM.DRAIN-TC40/10 1-230-D	383.00

RESERVATORIOS HIDROPNEUMATICOS AF CE-AFE

023712262962701	2962701 RESERV.CIMM AF CE 24 LTS 8 BAR	47.00
023712262962713	2962713 RESER.CIMM AFOSB CE 24 LTS 8 BAR	58.00
023712262962728	2962728 RESERV.CIMM AFE CE 50 LTS 10 BAR	172.00

BOMBAS WILO ESGOTO**ESTAÇÕES ELEVATORIAS WILO - HIDRAINLIFT**

023718054191679	4191679 ESTACAO ELEV. HIDRAINLIFT 3-35	530.00
-----------------	--	--------

ESTAÇÕES ELEVATORIAS WILO - HISEWLIFT 3

023718064191677	4191677 ESTACAO ELEV. HISEWLIFT 3-35	584.00
-----------------	--------------------------------------	--------

CAMPANHAS WILO**BOMBAS TS/TSW**

023730026045166	6045166 BOMBA TSW 32/11A - A WILO	483.00
023730026045167	6045167 BOMBA TSW 32/8 - A WILO	386.00

CENTRAIS DE INCENDIO**ACESSÓRIOS ARA CENTRAIS INCENDIO WILO**

023725202542951	2542951 COLECTOR PROVAS 2B/ DN150	SobConsulta
023725202542965	2542965 COLECTOR PROVAS 2B/DN80 (FFS-IB)	SobConsulta
023725202545837	2545837 COLECTOR PROVAS 2B/ DN100	SobConsulta
023725204015461	4015461 JUNTA ANTIVIBRATICA DN80 (IB)	SobConsulta
023725204015749	4015749 JUNTA ANTIVIBRATICA DN200	298.00
023725204177433	4177433 CONE EXCENTRICO DN 65X80 FFS-IB	SobConsulta
023725204177443	4177443 CONE EXCENTRICO DN100X200	564.00
023725204177447	4177447 CONE EXCENTRICO DN125X250	SobConsulta
023725204177464	4177464 VALV.BOLBOLETA DN80 C/VOLANTE	SobConsulta
023725204177468	4177468 VALVULA BORB.DN200-16 C/VOLANT.	1271.0
023725204177473	4177473 CAUDALIMETRO DN50 (FFS-IB)	SobConsulta
023725204177487	4177487 TESTE BOMBA DIESEL 66 ATE 109KW	676.00
023725204177504	4177504 SILENCIADOR TAMANHO 9-100/109KW	664.00
023725204177511	4177511 PERM.HIDRA.2MOTOR DI 66/109KW	2752.0

CENTRAIS INCENDIO WILO

023725012547256	2547256 SIFIRE EASY40/200-200-11/11/0,7	SobConsulta
023725012965012	2965012 SIFIRE EASY40/200-195-11/0.75EEJ	SobConsulta
02372501GPAN307	2546208 GPAN-EN MMP 100/250-247-100/1.1	SobConsulta

MODULOS E ACESSORIOS**ACESSORIOS WILO**

023706010586696	110586696 ADAP. COMPRIM. FLANG DN40 30mm	59.00
023706012006438	2006438 TURBINA P/TOP S 25/7 C/O-RING	66.23
023706012010867	2010867 O-RING ID 78,97X3.53	10.00
023706012030475	2030475 MODULO STRATOS OFF.EXT.	151.00
023706012030495	2030495 MODULO STRATOS SBM	151.00
023706012084867	2084867 MODULO STRATOS OFF.EXT	151.00
023706012097808	2097808 WILO STRATOS MODBUS	231.00
023706012105254	2105254 MODULO STRATOS IF-DP	160.00
023706014084613	4084613 KIT EMBANQUE P/WJ	85.22
023706014147206	4147206 BLOCO DE ISOL.TERMICO YONOS PICO	20.00
023706014188812	4188812 INJECTOR DIFUSOR WJ 202-203	73.83
023706014193901	4193901 ACESSORIO WILO PWM-PLUG	30.00
023706014197232	4197232 BLOCO DE ISOL.TERMICO YONOS PARA	20.00
023706014529004	4529004 BLOCO ISOL.TERM YONOS PICO/PARA	20.00

QUADROS ELECTRICOS**QUADROS ELECTRICOS EC DRAIN 1**

+351 244 800 160
+351 244 802 323



geral@canalcentro.pt
info@canalcentro.pt



R. do Bailadouro s/nº,
2410-211 Pousos



023717102539741	2539741 QUADRO ELECT.P/1 BOMBAS 1X4KW	400.00
023717102539745	2539745 QUADRO ELECT.P/2 BOMBAS 2X4KW	563.00

QUADROS ELECTRICOS ESK 1

023717012990	4082990 QUADRO ELECTRICO Q.E. WILO ESK 1	434.00
--------------	--	--------

QUADROS ELECTRICOS P II

023717052962973	QUADRO ELECT.PII 3K+AL 230V 6-10 A ED CX40	SobConsulta
-----------------	--	-------------

RESERVATORIOS HIDROP**ACESSORIOS HIDRAULICOS**

0237140802	2963456 MANGA FLEXIVEL M/F 1 60CM	14.60
0237140803	2963457 MANGA FLEXIVEL M/F 1 100CM	29.00
0237140804	2963994 MANGA FLEXIVEL M/F 1 C/CURV.60CM	27.00
0237140805	MANGA FLEXIVEL M/F 1 C/CURV.80CM	18.24
0237140806	2963454 MANGA FLEXIVEL M/F 1 1/4 60CM	42.00
023714082962699	2962699 MEMBRANA CIMM 100-150 BP EPDM	SobConsulta
023714082962837	2962837 VALV.RET.IDRJA 11/4 FF AISI304	SobConsulta
023714082962838	2962838 VALV.RET.IDRJA 11/2 FF AISI304	SobConsulta
023714082962840	2962840 VALV.RET.IDRJA 2 FF AISI304	SobConsulta
023714082962854	2962854 VALV.RET.IDRJA 1 FF AISI304	SobConsulta
023714082962856	2962856 VALV.RET.IDRJA 11/2 MF AISI304	SobConsulta

RESERVATORIOS VERTICAIS 8-10 BAR CIMM

0237140103	2962728 RESERV.CIMM AFE CE 50 LTS 10 BAR	172.00
0237140105	2962703 RESERV.CIMM AFE CE 80 LTS 10 BAR	269.00
0237140106	2962704 RESERV.CIMM AFE CE 100LTS 10 BAR	324.00
0237140107	2962777 RESERV.CIMM AFE CE 150LTS 10 BAR	447.00
0237140108	2962710 RESERV.CIMM AFE CE 200LTS 10 BAR	547.00

BOMBAS DE CALOR "ATLANTIC"**ACESSORIOS P/BOMBAS****ACESSORIOS P/BOMBAS CALOR ATLANTIC**

02661001001	SONDA DE AMBIENTE T55 ATLANTIC	135.00
026610010010	SONDA DE AMBIENTE T58 (RADIO) ATLANTIC	205.00
02661001002	CENTRAL DE AMBIENTE T75 ATLANTIC	300.00
02661001003	CENTRAL DE AMBIENTE T78 (RADIO) ATLANTIC	335.00
02661001005	KIT APOIO CALD.P/ALFEA SPLIT ATLANTIC	290.00
02661001007	AGULHA HIDRAULICA RLV ATLANTIC	830.00
026610010080	KIT AQS P/ALFEA SPLIT ATLANTIC 073991	255.00
02661001014	KIT ARREFECIMENTO P/ALFEA SPLIT ATLANTIC	70.00
026610010140	FICHA P/KIT FRIO ALFEA	15.90
026610010141	FICHA DO KIT AQS ATLANTIC 110866	10.30
02661001018	BIDON LIQ.ANTICONGELANTE 20L ATLANTIC	140.00
0266100101971650	1971650 PLACA POTENCIA ALFEA	151.10
0266100101971660	1971660 PLACA INTER-FACE ALFEA	151.10
02661001020	MINI CONTACTOR 4 POLOS SIEMENS	48.00
02661001021	APOIO ELETRICO 6KW 230 V MONOFASICO	425.00
02661001022	APOIO ELETRICO 9KW 400 V TRIFASICO	440.00
02661001023	KIT EXTENSAO REGULACAO 075311	150.00
02661001024	KIT CASCADA ALFEA	30.00
02661001169006	169006 BOBINE VALV. EXPANSAO WOYG	SobConsulta
02661001169021	169021 PLACA REGULACAO 11KW LAT	SobConsulta
02661001169024	169024 PLACA FILTRO TRIFASICA	SobConsulta
02661001169025	169025 PLACA PFC TRIF.LAT	136.28
02661001169026	169026 PLACA CONDENSADORES TRIFASICA	SobConsulta
02661001169027	169027 PLACA INVERTER TRIF.LAT	127.18
02661001169131	169131 COMPRESSOR 11/14/16 KW LCT/LCTA	610.15
02661001169139	169139 PLACA REGULACAO WOYG140LCT	213.25
02661001169251	169251 CARTA REGULACAO UN EXR 100 LFTA	123.57
02661001169252	169252 PLACA TRANSISTOR UN EXT 100 LFTA	318.09
02661001198745	198745 SONDA P/CALDEIRA ALFEA S	6.94
02661001198746	198746 SONDA P/CALDEIRA KHP QAD36/101	39.62



02661001198747	198747 SONDA P/EXTERIOR ALFEA S/D	52.50
0266100124	149994 MANOMETRO MH ALFEA	25.38
0266100125	169023 PLACA REGULACAO P/WOYK160LAT	145.40
02661001251	169143 PLACA PFC ATLANTIC LCT	169.40
02661001254	169028 BOBINA P/WOYK160LAT	127.47
02661001255	169030 SONDA DE COMPRESSAO	40.00
02661001256120	256120 SUPORTE MURAL	16.93
0266100126	PLACA REGULACAO ALFEA 16 EXC-891746	SobConsulta
0266100127	UNIDADE EXTERIOR P/AOYA 45 LBTL-UE PACK	SobConsulta
0266100128	UNIDADE EXTERIOR P/EXCELLIA 11 MONO	SobConsulta
0266100129	BOMBA CIRCULADORA EXCELLIA/EXTENSA	SobConsulta
0266100130	UNIDADE EXTERIOR P/EXCELLIA 14 MONO	SobConsulta
0266100131	891230 GRELHA P/VENTILADOR ALFEA	12.50
0266100132	102184 INTERFACE MH ALFEA NOVO	127.03
0266100133	102167 DISPLAY INTERFACE ALFEA S	197.08
0266100134	979012 CENTRALINA REGULACAO ALFEA S	466.65
02661001350	890476 PLACA PFC ATLANTIC	111.24
0266100136	169140 - PLACA DE REGULACAO	207.75
0266100138	169144 - PLACA INVERTER	380.16
0266100140	169138 PLACA CONTROLO 16T	SobConsulta
0266100141	909153 PLACA CONTROLO MH-EXCELLIA	SobConsulta
0266100142	909901 BOMBA CIRCULADORA EXCELLIA	SobConsulta
0266100143	169004 MOTOR VENTILAD.U.EXT.TRIF.	SobConsulta
0266100144	169142 PLACA REGULACAO EXT EXCELL 11 MONF.	302.76
0266100145	169141 PLACA REGULACAO EXT EXCELL 14 MONF.	390.92
02661001459	898151 PLACA REGULACAO PCB ALFEA S10	636.00
0266100146	898152 PLACA REGULACAO UEXT M12	385.50
02661001461	891288 PRESOSTATO ALFEA M	56.08
0266100147	898153 PLACA INVERTER M12	127.70
0266100148	898361 PLACA REGULACAO PCB ALFEA S13/HD	396.81
0266100149	914000 PERMUTADOR P/ALFEA	1001.7
0266100150	149994 MANOMETRO MH ALFEA	25.38
0266100152	909152 PLACA INTER-FACE MH-EXCELLIA	262.63
0266100153	023653 MODULO INTERIOR ALFEA EXTENS.	1800.0
0266100154	898154 PLACA ALFEA S/HD M10	130.55
0266100155	890238 POSISTOR P/ALFEA	48.67
0266100158	169139 PLACA REGULACAO	SobConsulta
0266100159	09790120 REGULADOR ALFEA S-979012	528.64
0266100160	153012 CABO FLAT DO COMNADO A PLACA	10.69
02661001700118	WOYK112LCT UNIDADE EXT.P/EXCELLIA 11T	SobConsulta
02661001700160	700178 UE R/O INV WOYK160LCTA (16KW)	4281.0
02661001700714	700714 PLACA INTERFACE + SONDA	357.38
ACESSÓRIOS REGULAÇÃO NAVILINK		
0266100203	07423200/074208 COMANDO AMBI NAVILINK A59	115.00
0266100205	074213 COMANDO AMBI.NAVILINK A75 C/FIOS	185.00
0266100207	074214 COMANDO AMBI.NAVILINK A78 RADIO	235.00
0266100215	501000 PACK COZYTOUCH / A59 AI	205.00
BOMBAS CALOR AEROMAX		
BOMBAS AEROMAX SPLIT		
026606030270	BOMBA AEROMAX SPLIT 2 270L	3095.0
BOMBAS CALOR ALFEA G		
BOMBAS CALOR ALFEA EXCELLIA DUO AI MONO		
02660405011	BOMBA CALOR ALFEA EXCELLIA MON DUO AI11	8190.0
02660405014	BOMBA CALOR ALFEA EXCELLIA MON DUO AI14	8805.0
BOMBAS CALOR ALFEA EXCELLIA MONO ATLANT.		
0266010411	BOMBA CALOR ALFEA EXCELLIA MONO 11 ATLAN	6070.0
0266010414	BOMBA CALOR ALFEA EXCELLIA MONO 14 ATLAN	6685.0
BOMBAS CALOR ALFEA EXCELLIA T DUO AI		
02660404011	BOMBA CALOR ALFEA EXCELLIA DUO AI 11 T	8455.0



02660404014	BOMBA CALOR ALFEA EXCELLIA DUO AI 14 T	9090.0
02660404016	BOMBA CALOR ALFEA EXCELLIA DUO AI 16 T	9740.0
BOMBAS CALOR ALFEA EXTENSA ATLANTIC		
02660102010	BOMBA CALOR ALFEA EXTENSA + 10 ATLANTIC	5265.0
BOMBAS CALOR ALFEA EXTENSA DUO AI		
02660403005	BOMBA CALOR ALFEA EXTENSA DUO AI 5	6030.0
02660403006	BOMBA CALOR ALFEA EXTENSA DUO AI 6	6400.0
02660403008	BOMBA CALOR ALFEA EXTENSA DUO AI 8	6605.0
02660403010	BOMBA CALOR ALFEA EXTENSA DUO AI 10	7760.0
BOMBAS CALOR EXCELLIA AI M		
02660108011	BOMBA CALOR ALFEA EXCELLIA AI MONO 11	6070.0
02660108014	BOMBA CALOR ALFEA EXCELLIA AI MONO 14	6685.0
BOMBAS CALOR EXCELLIA AI T		
02660107011	BOMBA CALOR ALFEA EXCELLIA AI 11 T	6335.0
02660107014	BOMBA CALOR ALFEA EXCELLIA AI 14 T	6970.0
02660107016	BOMBA CALOR ALFEA EXCELLIA AI 16 T	7620.0
BOMBAS CALOR EXTENSA AI		
02660106005	BOMBA CALOR ALFEA EXTENSA AI 5	4135.0
02660106006	BOMBA CALOR ALFEA EXTENSA AI 6	4380.0
02660106008	BOMBA CALOR ALFEA EXTENSA AI 8	4580.0
02660106010	BOMBA CALOR ALFEA EXTENSA AI 10	5740.0
02660106013	BOMBA CALOR ALFEA EXTENSA AI 13	6110.0
02660106016	BOMBA CALOR ALFEA EXTENSA AI 16	6725.0
BOMBAS DE CALOR C/SE		
BOMBAS DE CALOR CALYPSO ATLANTIC		
026606020100	BOMBA CALOR AEROMAX VM/CALYPSO VM 100L	1380.0
026606020150	BOMBA CALOR AEROMAX VM/CALYPSO VM 150L	1505.0
026606029003536	9003536 SUPORTE DE CHAO AEROMAX	90.00
BOMBAS DE CALOR EXPLORER ATLANTIC		
026606010200	BOMBA CALOR C/SP AEROMAX VS/EXPL 200LSOL	2845.0
026606010270	BOMBA CALOR C/SP AEROMAX VS/EXPL 270LSOL	2955.0
026606010270C	CONTROL INTERNET COZYTOUCH 500090	195.00
CALDEIRAS A LENHA AT		
ACESSORIOS A LENHA CHARTREUSE ATLANTIC		
026640100P05	101042 PARAFUSO FECHO PORTA CHARTREUSE	7.20
026640100P08	105263 TIJOLO REFRAATARIO CHARTREUSE	72.97
026640100P18	316415 DEFLECTOR P18 CHARTREUS	132.22
026640100P27	178608 TERMOMETRO RECT.P27 CHARTREUS.	19.32
026640100P29	178944 TERMOST.REGUL.TIRAG.P29 CHARTREU.	51.10
026640100P53	309225 GRELHA FUNDO LENHA CHARTREUSE	138.75
026640100P56	320628 VALVULA REGISTO CHARTREUSE	60.71
026640100P57	322213 PERMUTADOR FERRO CHARTREUSE	156.00
026640100P61	124478 EIXO PARAF FECHO PORTA CHARTREUSE	5.70
026640100P68	459407 HASTE COMANDO REGISTO CHARTREUSE	25.52
02664010181615	181615 TRESSE CER12NOIRE CHARTREUS	11.00
02664010417	316417 DEFLECTOR CHARTREUS	176.00
02664010910055	910055 FILTRO 300	20.75
02664010910056	910056 FILTRO 200	19.80
CALDEIRAS A LENHA CHARTREUSE ATLANTIC		
02664001032	CALD.LENHA CHARTREUSE4032 32KW ATLANTIC	2920.0
FAN COILS DINAMICO A		
ACESSORIOS PAREO INTEGRADO		
02660812082543	082543 CAIXA PRÉ INST.PAREO INT. 200	95.00
02660812082544	082544 CAIXA PRÉ INST.PAREO INT. 400	105.00
02660812082545	082545 CAIXA PRÉ INST.PAREO INT. 600	110.00
02660812082546	082546 CAIXA PRÉ INST.PAREO INT. 800	125.00
02660812082547	082547 CAIXA PRÉ INST.PAREO INT. 1000	130.00



02660812082548	082548 PAINEL DE PAREDE PAREO INT. 200	205.00
02660812082549	082549 PAINEL DE PAREDE PAREO INT. 400	230.00
02660812082550	082550 PAINEL DE PAREDE PAREO INT. 600	235.00
02660812082551	082551 PAINEL DE PAREDE PAREO INT. 800	280.00
02660812082552	082552 PAINEL DE PAREDE PAREO INT. 1000	295.00

ACESSÓRIOS/CONTROLE/ VALVULAS PAREO

02660810080687	080687 CONTROLE MODULANTE	195.00
02660810080688	080688 CONTROLE 4 VELOCIDADES	100.00
02660810080689	080689 ADAPTADOR PAREDE	135.00
02660810080690	080690 CONTROLE PAREDE MODELANTE	130.00
02660810080691	080691 ADAPTADOR TERMOSTATO PAREO	95.00
02660810080713	080713 VALVULA 2 VIAS MOT PAREO	115.00
02660810080714	080714 VALVULA 3 VIAS MOT PAREO	195.00
02660810080722	080722 BANDEJA HORIZONTAL 400	60.00
02660810080723	080723 BANDEJA HORIZONTAL 600	65.00
02660810080724	080724 BANDEJA HORIZONTAL 800	80.00
02660810080725	080725 BANDEJA HORIZONTAL 1000	85.00
02660810080742	080742 VALVULA 3 VIAS MOT MAEVO	185.00

FAN COILS MAEVO ATLANTIC

026608040400AI	081981 FAN COIL MAEVO 400 AI PAREDE	695.00
026608040600	080677 FAN COIL MAEVO 600 PAREDE	755.00

FAN COILS PANAMA ATLANTIC

026608010500	FAN COIL DINAMICO PANAMA ACCESS 500 ATL.	666.40
026608011000	FAN COIL DINAMICO PANAMA ACCESS 1000 ATL.	739.20

FAN COILS PAREO ATLANTIC

026608020200	080679 FAN COIL PAREO 200 PAREDE/TETO	495.00
026608020200AI	081976 FAN COIL PAREO AI 200 PAREDE/TETO	750.00
026608020400	080680 FAN COIL PAREO 400 PAREDE/TETO	550.00
026608020400AI	081977 FAN COIL PAREO AI 400 PAREDE/TETO	820.00
026608020600	080681 FAN COIL PAREO 600 PAREDE/TETO	630.00
026608020600AI	081978 FAN COIL PAREO AI 600 PAREDE/TETO	895.00
026608020800	080682 FAN COIL PAREO 800 PAREDE/TETO	700.00
026608021000	080683 FAN COIL PAREO 1000 PAREDE/TETO	795.00
026608021000AI	081980 FAN COIL PAREO AI 1000 PAREDE/TETO	1070.00

FAN COILS PAREO INTEGRADO ATLANTIC

026608030200	080731 FAN COIL PAREO INTEGRADO 200 P/T	360.00
026608030400	080732 FAN COIL PAREO INTEGRADO 400 P/T	400.00
026608030600	080733 FAN COIL PAREO INTEGRADO 600 P/T	460.00
026608030800	080734 FAN COIL PAREO INTEGRADO 800 P/T	550.00
026608031000	080735 FAN COIL PAREO INTEGRADO 1000 P/T	585.00

BOMBAS GRUNDFOS**ABASTECIMENTO DE AGU****ACESSÓRIOS PARA SQ/SQ(E)**

0238110650	98148594 KIT CAMISA REFRIG. SQ/SQE	426.00
------------	------------------------------------	--------

BOMBAS SUBMERSIVEIS 3" SQ

0238110158	96510217 BOMBA SUB SQ5-70 1.85kW200-240	SobConsulta
------------	---	-------------

BOMBAS SUBMERSIVEIS DE FURO SP 3A

0238111106	10001K22 BOMBA SUBMERSIVEL FURO SP 3A-22	1123.00
0238111108	10001K29 BOMBA SUBMERSIVEL FURO SP 3A-29	1321.00
0238111109	10002B33 BOMBA SUBMERSIVEL FURO SP 3A-33	1919.00
0238111124	10007F15 BOMBA SUBMER. FURO SP3A-15 MONF	1002.00
0238111128	10007F18 BOMBA SUBMER. FURO SP3A-18 MONF	1040.00

BOMBAS SUBMERSIVEIS DE FURO SP 5A

0238111212	05001K17 BOMBA SUBMERSIVEL FURO SP 5A-17	1077.00
------------	--	---------

CONJUNTO DE PRESSÃO CONSTANTE SQE

0238110513	96524501 CONJUNTO PRESSÃO SQE 3 -65	SobConsulta
------------	-------------------------------------	-------------

ACESSÓRIOS PARA BOMB

+351 244 800 160
+351 244 802 323



geral@canalcentro.pt
info@canalcentro.pt



R. do Bailadouro s/nº,
2410-211 Pousos



ACESSÓRIOS PARA BOMBAS

0238800101	425062 KIT EMPANQUE CR(N)8/16BUBE	173.19
0238800102	96511844 KIT EMPANQUE QQEGG KB016S1 30Ba	243.68

BOMBAS CIRCULADORAS**ACESSÓRIOS**

0238013000509922	00509922 UNIAO P/CIRCULADOR M 2x11/4	11.00
0238013000ID8748	00ID8748 CONJ. UNIOES VAL E RET P/PM	46.00
02380130529972	529972 UNIAO BRONZE 11/2X1	16.00

CIRCULADORES AQS C/ VELOCIDADE REGULADA

0238010611	99199594 CIRCULADOR ALPHA 1 25-80 N 180	680.00
0238010616	99411272 CIRCULADOR ALPHA 2 25-40 N 130	646.00
0238010618	99411286 CIRCULADOR ALPHA 2 25-50 N 130	710.00
0238010620	99411424 CIRCULADOR ALPHA 2 25-60 N	743.00

CIRCULADORES COM VELOCIDADE REGULADA

02380101118	98707853 CIRCULADOR UPS 2 25-80 180	454.00
02380101120	98707855 CIRCULADOR UPS 2 32-80 180	519.00
0238010116	99160578 CIRCULADOR ALPHA 1 L 25-40 130	222.00
0238010120	99160583 CIRCULADOR ALPHA 1 L 25-60 130	255.00
0238010122	99160579 CIRCULADOR ALPHA 1 L 25-40 180	222.00
0238010126	99160584 CIRCULADOR ALPHA 1 L 25-60 180	255.00

CIRCULADORES ELECTRONICOS SIMPLES/DUPLA

02380103306	97924246 CIRCULADOR MAGNA 3 25-80	941.00
02380103310	97924248 CIRCULADOR MAGNA 3 25-120	1161.0
02380103320	98609707 CIRCULADOR MAGNA 3 32-120	1226.0
02380103354	97924284 CIRCULADOR MAGNA 3 50-120 F	2528.0
0238010344	99221307 CIRCULADOR MAGNA 1 40-180F	2319.0
0238010350	99221334 CIRCULADOR MAGNA 1 50-80F	1928.0
0238010354	99221336 CIRCULADOR MAGNA 1 50-120F	2155.0
0238010364	99221372 CIRCULADOR MAGNA 1 65-80F	2319.0
02380103D024	99221273 CIRCULADOR MAGNA 1 D 32-60 F 220	1858.0

CIRCULADORES PARA AGUA QUENTE SANITARIA

0238010504	97916757 CIRCUL. COMFORT UP 15-14 BA PM	365.00
0238010506	98492992 CIRCUL. COMFORT UPS 15-14 B PM	230.00
0238010546	95906439 CIRCUL.RECIRCULACAO UPS 25-80N	709.00
0238010552	95906489 CIRCUL.RECIRCULACAO UPS 32-100N	1106.0

CIRCULADORES SOLARES

0238010901	98989298 ALPHA SOLAR 15-75 130	434.00
0238010907	98989297 ALPHA SOLAR 25-145 180	482.00
0238010920	4700224 GRUNDFOS SOLAR 15/65	180.00

CIRCULADORES TP - 2 POLOS MONOFASICOS

0238020515	98957962 CIRCULADOR TP 40-120/2 MONOF.	1375.0
------------	--	--------

CIRCULADORES TP - 2 POLOS TRIFASICOS

0238020657	96087178 CIRCULADOR TP 50-290/2 TRIF.	2037.0
0238020660	96087196 CIRCULADOR TP 50-290/2 TRIF.	2037.0

BOMBAS DE DRENAGEM**ACESSÓRIOS**

0238139010	96076063 ACOPLAMENTO AUTOMATICO DN40	216.00
0238139020	99369650 LC 231 2X 1-9 3X460 PI CE	869.00
0238139030	96489972 VALVULA RETENÇÃO BOLA ROSC. 1	128.00
0238139032	96489973 VALVULA SECCIONAMENT RP/RP 11/2	77.00

BOMBAS DE DRENAGEM SEG / SEG AUTOADAP

0238132566	96075915 B.TRITURADORA SEG.40.31.2.50B	2755.0
------------	--	--------

BOMBAS DE DRENAGEM SOLOLIFT2

0238134101	97775314 ESTAÇÃO COMPACTA SOLOLIFT2 WC-1	472.00
0238134103	97775315 ESTAÇÃO COMPACTA SOLOLIFT2 WC-3	572.00
0238134104	97775316 ESTAÇÃO COMPACT.SOLOLIFT2 CWC-3	593.00
0238134105	97775317 ESTAÇÃO COMPACTA SOLOLIFT2 C-3	533.00



BOMBAS DE DRENAGEM UNILIFT AP 35B / 50B

0238130901	96004562 B.ESGOTO UNILIFT AP35B.50.06.A1	546.00
0238130903	96004574 B.ESGOTO UNILIFT AP35B.50.08.A1	646.00
0238130907	96004586 B.ESGOTO UNILIFT AP50B.50.08.A1	773.00
0238130909	96004598 B.ESGOTO UNILIFT AP50B.50.11.A1	944.00
0238130910	96004599 BOMBA AP50B.50.11.1V 1X230V 10M	876.00

BOMBAS DE DRENAGEM UNILIFT CC

0238130601	96280966 BOMBA DRENAGEM UNILIFT CC5-A1	178.00
0238130607	98624463 BOMBA DRENAGEM UNILIFT CC7-A1	216.00
0238130613	98624465 BOMBA DRENAGEM UNILIFT CC9-A1	277.00

BOMBAS DE DRENAGEM UNILIFT KP

0238130709	012H1600 B.DRENAGEM AÇO INOX KP250 A1	401.00
------------	---------------------------------------	--------

**BOMBAS DE PRESSURIZA****ACESSORIOS**

0238095007	96848693 REGULAD. PRESSAO PM1 (Pi-5BAR)	105.00
0238095011	96848740 REGULAD. PRESSAO PM2 (1.5-5BAR)	181.00
0238095049	96003332 INTERRUPTOR DE NIVEL MS1	119.00

BOMBAS DE PRESSURIZACAO CMBE

02380902020	98382202 CMBE10-54 I-U-A-C-D-B 1X220	2687.0
-------------	--------------------------------------	--------

BOMBAS DE PRESSURIZACAO JP / JP + PM

0238090507	46611002 BOMBA AUTO-FERRANTE JP6	515.00
0238090526	99515138 BOMBA AUTO-FERRANTE JP5-48 PM1	336.00
0238090530	99463874 BOMBA AUTO-FERRANTE JP3-42 PT	351.00

BOMBAS DE PRESSURIZACAO SB

0238093008	97686700 BOMBA SUB.POÇO SB3 35M	396.00
0238093009	97686701 BOMBA SUB.POÇO SB3 35A	410.00

BOMBAS DE PRESSURIZACAO SBA

0238093107	97896290 BOMBA SUB.POÇO SBA 3-45A	544.00
------------	-----------------------------------	--------

BOMBAS DE PRESSURIZACAO SCALA2

0238090701	98562862 BOMBA AUTO-FERRANTE SCALA2	616.00
------------	-------------------------------------	--------

BOMBAS DE PRESSURIZACAO UPA

0238090101	98699677 PRESSURIZADOR UPA 15-120 AUTO	186.00
0238090102	99553575 PRESSURIZADOR UPA 15-120 AUTO	187.00

BOMBAS MULTICELULARE**BOMBAS MULTICELULARES HORIZONTAIS CM**

0238070134	96806807 BOMBA MULTC. HORZ. CM3-4 TRIF.	314.00
------------	---	--------

BOMBAS MULTICELULARES HORIZONTAIS CM-A

0238070232	96806813 BOMBA MULTC. HORZ CM-5-5 MONF.	462.00
0238070294	98669754 BOMBA MULTC. HORZ CM-A10-2 TRIF	474.00

BOMBAS MULTICELULARES HORIZONTAIS CM-I

0238070363	96961057 BOMBA MULTC. HORZ CM-I 5-3 TRIF	501.00
------------	--	--------

BOMBAS MULTICELULARES VERTICAIS CR3

0238071458	96516599 CR3-12 A-A-A-E-HQQE 3X230/400	1173.0
------------	--	--------

CENTRAIS DE PRESSURI**ACESSORIOS CENTRAIS**

0238103096573266	96573266 HIDROPNEUMATICO GT-U-80 PN10	285.00
0238103096573267	96573267 HIDROPNEUMATICO GT-U-100 PN10	357.00
0238103096824796	96824796 MODULO CIMM 200 MODBUS-RTU	291.00
0238103098878805	98878805 KIT VALVULAS 2"	161.00

CENTRAIS ESPECIFICAS

0238102098486676	98486676 HIDRO MULTI-E CRIE 3-8 U1	11107
0238102099173805	99173805 MPC-E 3 CRIE15-4 U2 A-AA GHJ	SobConsulta

GRUPO DE PRESSÃO CMBE TWIN

0238101204	99219422 CMBE TWIN 5-31 1X230 SHUKO	SobConsulta
------------	-------------------------------------	-------------

HYDRO MULTI E

0238100301	98486749 CENTRAL HYDRO MULTI-E CME5-5 U2	SobConsulta
------------	--	-------------



HYDRO MULTI-E CME/P

0238101443 98530598 CENTRAL HYDRO MULTI-E 2CME10-02 SobConsulta

HYDRO MULTI-S CM

023810092437 97902437 CENTRAL HYDRO MULTI-S/P 2CM 5-7 SobConsulta

HYDRO SOLO-E

0238101116 99432881 HYDRO SOLO-E CRIE 15-3 SobConsulta

EQUIPAMENTOS/BOMBAS**BOMBAS INDUSTRIAIS**

0238500139DE0708 39DE0708 SPK2-23/8 A-W-A-AUUV 230V SobConsulta

QUADROS ELECTRICOS**QUADROS BOMBAS AVEL**

023825250101PTT12 QDR PROBOMBA DIGITAL 101P TESYS-12A 234.00

02382525A2374TT12 QDR ALTERNANCIA 2B PROBOMBA TRIF TLM 12A 601.66

CALDEIRAS BIOMASSA P/AQUEC."HARGASS**ACESSORIOS P/CONTROL****APP/WEB INTERNET "HARGASSNER"**

0267100602 INTERNET-GATEWAY 115.00

0267100603 PAINEL ENSAIO TOUCH -TRONIC SobConsulta

0267100604 11052232 CIRCUIT BOARD ZE 15.1 (I/O40) SobConsulta

0267100610001463 SONDA CIRCUITO AQUECIMENTO HKF.1 40.00

0267100610001464 REGULADOR DE TIRAGEM EX150 ANTIEXPLOSAO 250.00

0267100611053435 REMOTE CONTROL FR 35.1 170.00

REGULACAO CLIMATICA LA-TOUCH "HARGASSNER"

0267100110 TOUCH DISPLAY HKM-T.1 650.00

0267100111 MODULO EXTENSAO HKM.2 445.00

0267100112 CONTROL BOARD A ZSP-HK+B1 139.00

0267100140 TOUCH REMOTE CONTROL FR40.1 545.00

ACESSORIOS PARA CALD**ACESSORIOS PARA CALDEIRAS A PELLETS**

02671520060 ADDITIONAL ASH BOX 60L 580.00

ACUMULADORES HARGAS**ACUMULADORES "HARGASSNER"**

0267050111052668 ACUMULADOR INERCIA SP 2000 1980.0

CALDEIRAS A LENHA H**CALDEIRAS A LENHA HV "HARGASSNER"**

02670401030 CALDEIRA A LENHA HV 30 32KW 8500.0

0267040140 CALDEIRA A LENHA HV 40 40KW 9450.0

COMPONENTES P/CALD.A LENHA "HARGASSNER"

0267041010002143 CENTRALINA HARGASSNER TOUCH - LA/S.1 380.00

0267041011050237 GRUPO MISTURA - IMPULSAO RAG-30 U.1 590.00

0267041011050238 GRUPO ELEVAÇÃO TEMP RAG-60U.1 895.00

0267041011050506 VALVULA 3 VIAS 5/4 UV-HKV 5/4.1 220.00

02670410HKV11 VALVULA 3 VIAS 1" HARGASSNER HKV1.1 145.00

02670410KNXT1 INTERFACE HARGASSNER KNX_T.1 410.00

02670410ZAHV1 ACENDIMENTO AUTOM. HARGASSNER NEO-HV.1 380.00

CALDEIRAS A PELLETS**ACESSÓRIOS P/CALD.PELLETS "HARGASSNER"**

0267022003 KIT HIDRAULICO P/NANO-PK IHM2-NANO-32.2 1000.0

0267022004 INTEGRATED TUBING TOPO 28 IV1-NANO-32.1 108.00

CALDEIRAS A PELLETS CLASSIC "HARGASSNER"

02670203022 CALDEIRA PELLETS CLASSIC 22 TOUCH 6.5-22 10100

CALDEIRAS A PELLETS ECO-PK "HARGASSNER"

02670205070 CALDEIRA PELLETS ECO-PK 70 KW 18710

02670205090 CALDEIRA PELLETS ECO-PK 90 KW 19730

CALDEIRAS A PELLETS NANO-PK "HARGASSNER"

02670204032 CALDEIRA PELLETS NANO-PK 32 9.6-32KW 11120

+351 244 800 160
+351 244 802 323geral@canalcentro.pt
info@canalcentro.ptR. do Bailadouro s/nº,
2410-211 Pousos

DUMMYS- CALD.A PELLETS HSV "HARGASSNER"

0267025001 DUMMY - CALDEIRA A PELLETS HSV TOUCH SobConsulta

TIPOS DE ALIMENTACAO**ACESSORIOS P/SILOS "HARGASSNER"**

0267031000	MANGA ASPIRACAO PELLETS ROL 25MT SSR25.2	375.00
0267031001	MANGA ASPIRACAO PELLETS SSR.1	13.00
0267031002	EBSB.2 BOCA AUTOMATICA P/SILO 500 MM	123.00
0267031003	EBS1M.2 BOCA AUTOMATICA P/SILO 1000 MM	140.00
0267031004	EBSB.2 BOCA AUTOMAT. P/SILO 45° 500MM	123.00
0267031005	EBSB1M.2 BOCA AUTOMAT. SILO 45° 1000MM	140.00
0267031010	EBS-RB45.1 CURVAS 100X45°	39.00
0267031015	PSM.1 PLACA IMPACTO P/PELLETS	52.00

HARGASSNER BAG SILO

0267030100	SISTEMA ASPIRACAO RAPS	100.00
0267030101	BAG SILO GWTS 160X160 2.0 -2.5 T	2080.0
0267030106	BAG SILO GWT MAX 200X200 3.6 -5.0 T	2990.0

MINISILOS PWS "HARGASSNER"

0267030401	MINI-SILO HARGASSNER PWB.1	710.00
------------	----------------------------	--------

**CALDEIRAS BIOMASSA P/AQUEC."THERMOF****CALDEIRAS BIOMASSA A****CALDEIRAS A PELLETS PELLING MAXI**

02600101025	CALDEIRA A PELLETS PELLING 25 KW MAXI	3500.0
02600101035	CALDEIRA A PELLETS PELLING 35 KW MAXI	3750.0
02600101050	CALDEIRA A PELLETS PELLING 50 KW MAXI	4000.0

CALDEIRAS BIOMASSA LENHA TK

02600301035	CALDEIRA BIOMASSA LENHA TK 35 KW	1525.0
02600301045	CALDEIRA BIOMASSA LENHA TK 45 KW	1780.0

CALDEIRAS MINI A PELLETS INTERIO 20

02600102020	CALDEIRA MINI A PELLETS INTERIO 20 KW	2875.0
-------------	---------------------------------------	--------

ESTUFAS BIOMAS.HIDRO**ESTUFAS A AR PELLETS MINITHERM THERMOF.**

0260020208	ESTUFA A AR PELLETS MINITHERM 8KW	1500.0
------------	-----------------------------------	--------

ESTUFAS HIDRO A PELLETS INTERIO

02600201020	ESTUFA HIDRO A PELLETS INTERIO 20 KW	2750.0
-------------	--------------------------------------	--------

PECAS THERMOFLUX**THERMOFLUX - SERIE ECO**

02601001065	CABO CONVERSAO+CONDENSADOR THERM.4000065	13.18
026010014000001	DISPLAY THERMOFLUX ECO - 40.00.001	104.88
026010014000009	SONDA FUMOS THERMOFLUX ECO - 40.00.009	60.00
026010014000010	SONDA AGUAS THERMOFLUX ECO - 40.00.010	18.00
026010014000014	PCB THERMOFLUX ECO - 40.00.014	360.00
026010014000140	PLACA TRANS.PRESSAO THERMOFLUX 40.00.140	SobConsulta
026010014000143	SENSOR PRESS.DIFEREN.HUBA - 40.00.143	131.60
026010014000149	BOOTLOADER THERMOFLUX ECO - 40.00.149	330.00

THERMOFLUX - SERIE MICRONOVA

026010022000025	DOSEADOR THERMOFLUX 20.00.025	165.00
026010022000026	DOSEADOR THERMOFLUX 20.00.026	165.00
026010022000141	CARCACA EXAUSTOR IP 180 THERMO.20.00.141	SobConsulta
026010023000015	MANCAL INTERIO 14/20 30.00.015	6.90
026010023000025	ANEL FIXACAO ALIMENTA.THERMO.30.00.025	12.00
026010023000047	MANCAL PELLING 25/35/50 30.00.047	9.60
026010023000070	CARCACA EXAUSTOR IP 150 THERMO.30.00.070	SobConsulta
026010024000007	MOTOREDUTOR 1.3 RPM THERMO.40.00.007	185.72
026010024000035	DISPLAY THERMOFLUX LCD MICRONOVA 4000035	57.00
026010024000036	DISPLAY THERMOFLUX LED MICRONOVA 4000036	57.00
026010024000037	RESISTENCIA COMP.150MM THERMO.40.00.037	42.00
026010024000041	MOTOREDUTOR 2 RPM THERMO.40.00.041	150.00



026010024000042	MOTOREDUTOR 3.3 RPM THERMO.40.00.042	252.00
026010024000046	MOTOREDUTOR 5.6 RPM THERMO.40.00.046	198.00
026010024000048	REDUCAO F1118X110 THERMO.40.00.048	13.50
026010024000051	PCB THERMOFLUX MICRONOVA 40.00.051	360.00
026010024000055	PRESSOSTATO FUMOS THERMOFLUX H.40.00.055	24.00
026010024000058	VENTILADOR MAVIB 120W S THERMO.40.00.058	SobConsulta
026010024000059	EXAUSTOR FUMOS BIG LN2 THERMO.40.00.059	SobConsulta
026010024000061	EXAUSTOR FUMOS IP 150 THERMO.40.00.061	150.00
026010024000062	EXAUSTOR FUMOS IP 180 THERMO.40.00.062	222.00
026010024000137	VENTILADOR MAVIB 80W S THERMO.40.00.137	SobConsulta
026010024000147	SONDA FUMOS THERMO.MICRONOVA 40.00.147	27.86
026010024000179	RESISTENCIA CERAM.95MM THERMO.40.00.179	90.00
THERMOFLUX - TAMPAS CERAMICAS		
026010043000013	TAMPA CERAM.LAT.THERMOF VERM.30.00.013	70.80
026010043000014	PLACA CERAM.LAT.THERMOF VERM.30.00.014	40.65
026010043000082	TAMPA CERAM.LAT.THERMOF BEJE 30.00.082	70.80
026010043000083	PLACA CERAM.LAT.THERMOF BEJE 30.00.083	40.65
THERMOFLUX-QUEIMAD./COPOS COMBUST./GRELH		
02601003000002425	PORTA SUPERIOR PELLING 25	99.00
02601003000002435	PORTA SUPERIOR PELLING 35	99.00
026010031600100	1600100 CORDÃO SELANTE 15X15 PORTA THER	5.91
026010032000029	QUEIMADOR COMPLETO PELLING 25 20.00.029	105.00
026010032000030	QUEIMADOR COMPLETO PELLING 35 20.00.030	132.00
026010032000031	QUEIMADOR COMPLETO PELLING 50 20.00.031	144.00
026010032000038	QUEIMADOR COMPLETO INTERIO 14 20.00.038	SobConsulta
026010032000039	QUEIMADOR COMPLETO INTERIO 20 20.00.039	87.00
026010033000009	COPO COMBUSTAO DN121 INTERIO14-30.00.009	54.17
026010033000024	COPO COMBUSTAO INTERIO20 MOD.ANTI0000024	SobConsulta
026010033000043	COPO COMBUSTAO DN174 PELING 25-30.00.043	69.65
026010033000045	COPO COMBUSTAO DN225 PELING 35-30.00.045	57.00
026010033000084	COPO COMBUSTAO DN265 PELING 50-30.00.084	63.00
026010033000113	COPO COMBUSTAO DN142 INTERIO20-30.00.113	54.18
026010034000178	DEFLETOR REFRAATÁRIO 330X430 THERMOFL TK	39.60
026010038000001	GRELHA COMBUST.LENHA/PELING 25 .00.00.1	75.00
026010038000002	GRELHA COMBUST.LENHA/PELING 35 .00.00.2	82.50
026010038000003	GRELHA COMBUST.LENHA/PELING 50 .00.00.3	87.00

CALDEIRAS BIOMASSA P/AQUECIMENTO "A**ACESS.P/CALD.LENHA****ACESSORIOS P/CALDEIRA A LENHA TURBOGEN**

0253130202	MANIPULO COMPORTA FUMOS TURBOG.	40.00
0253130203	TUBO ALIMENTADOR PELETTS (MT)	25.00
02531302ACA0029PC	TAMPA P/QUEIMADOR ASPIRO 29 ACA0029PCAV	SobConsulta
02531302ACA0052PC	FORRA P/PORTA 53/52 VRNT	43.00
02531302ALB0012	MISTURADOR INOX PELLET	109.50
02531302BAC0003	CINZEIRO DE COMBUSTAO GRANL.BAC0003	88.50
02531302BAC0004	CINZEIRO COMBUSTAO 50-80 KW - BAC0004	66.50
02531302BAC0005	CINZEIRO COMBUSTAO GRA115/150 BAC0005	152.00
02531302BAC0006	CINZEIRO COMBUSTAO GRA250 BAC0006	260.00
02531302BAR0106	TRAVESSA F.F. ARCA BAR0106	147.02
02531302BAR0106T	TRAVESSA F.F. ARCA BAR0106T	SobConsulta
02531302BAR0107	TRAVESSA F.F. ARCA BAR0107	167.00
02531302BAR0108	TRAVESSA F.F.ARCA 49/52- BAR0108	212.00
02531302BAR0109	TRAVESSA F.F. 65/70 BAR0109	256.00
02531302BAR0110	TRAVESSA F.F. 90/120 BAR0110	352.00
02531302BRU0555	QUEIMADOR COMPLETO GRA20/30/40 BRU0555	1560.0
02531302CAT0014	CATALIZADOR INFERIOR F.F.90/120 CAT0014	197.00
02531302CAT0016	CATALIZADOR INFERIOR F.F./AT 70 CAT0016	344.00
02531302CAT0017	CATALIZADOR INFERIOR F.F.90/120 CAT0017	486.00
02531302CAT0022	CATALIZADOR SUPERIOR F.F./R 70 CAT0022	233.00



02531302CAT0023	CATALIZADOR SUPERIOR F.F.90/120 CAT0023	349.00
02531302COC0510	SEM FIM GRANL.COC0510	85.00
02531302DAD0003	PROCA ROSCA M10 P/CALDEIRA DAD0003	0.20
02531302FIC0003	BANDA REFRAATARIA H.45 1M TRAVESSAFIC0003	1.00
02531302GHI0007	MATRIZ FOTOCEL.C/TAMPA GRANL.GHI0007	85.00
02531302GUA0049	CORDAO REFRAATARIO 23X23 GUA0049	10.00
02531302LCD100	DISPLAY DIGITAL LCD 100	110.50
02531302LPADUO	LPA DUOMATIC SERVOMOTOR CORTE ASPIRA. AR	74.50
02531302MAN0050	PUXADOR PORTA INFERIOR GRANL.MAN0050	28.50
02531302MIC0002	MIC0002 MICROINTERRUPTOR ARCA	44.00
02531302MOT0005	MOTOREDUTOR DE SEM FIMGRANL.MOT0005	520.00
02531302MOT0009	MOTOREDUTOR DE SEM FIMGRANL.MOT0009	95.00
02531302POV0001	MANIPULO PRETO ARCA POV 001	SobConsulta
02531302PUC0008	HASTE ESCOVILHAO L=700XM12 - PUC0008	9.00
02531302PUC0031	ESCOVILHAO M10 TRIANGULAR - PUC0031	17.50
02531302RES0003	RESISTENCIA ACENDIM.GRANL.RES0003	89.00
02531302SCH0007	CENTRALINA ELECTONICA SY400 SCH0007	237.50
02531302SON0005	SONDA DE FUMOS GRANL.SON0005	30.00
02531302SUP0006	CHUMACEIRA SUP.SEM FIM C/ROLM GRANL.	21.00
02531302TAS0001	DISPLAY DIGITAL P/SY400 TAS0001	55.00
02531302TMP0001	TEMPORIZADOR ARCA ANALOGICA TMP0001	SobConsulta
02531302VEN0015	VEN0015 VENTILADOR GRANOLA 150	150.64
02531302VEN0016	TURBINA FUMOS DN150 16PAS GRANL.VEN0016	87.00
02531302VES0002	VIDRO MIRA OPTICA 2" GRANL.VES0002	8.50
02531302VNT0002	VENTILADOR P/CALDEIRA TURBOGEN VNT0002	181.00
02531302VNTL006	VENTILADOR FUMOS S/TURBINA 120W 2V GRANL	258.00
02531302VNTL007	VENTILADOR FUMOS S/TURBI. 180W 2V GRA250	260.00

VENTILADORES P/CLADEIRAS A LENHA ARCA

02531303052	VNT006M VENTILADOR ASPIRO 52 2 VEL.	SobConsulta
-------------	-------------------------------------	-------------

CALDEIRAS BIOMASSA P/AQUECIMENTO "B**CALDEIRAS BIOMASSA A****CALD.LENHA CHAMA INV.GASEF.PB ALPHA PLUS**

02610104020	CALD.LENHA CH.INV.GASE.PB ALPHA PLUS20KW	3136.0
02610104030	CALD.LENHA CH.INV.GASE.PB ALPHA PLUS30KW	3450.0
02610104040	CALD.LENHA CH.INV.GASE.PB ALPHA PLUS40KW	4096.0

CALD.LENHA CHAMA INVERT.GASEF.PB LAMBDA

02610105025	CALD.LENHA CH.INV.GASEF.PB LAMBDA 25KW	5289.0
02610105030	CALD.LENHA CH.INV.GASEF.PB LAMBDA 30KW	5681.0

CALD.LENHA CHAMA INVERT.GASEFI.PB ALPHA

02610103020	CALDEIRA LENHA CH.INV.GASEF.PB ALPHA20KW	2850.0
02610103030	CALDEIRA LENHA CH.INV.GASEF.PB ALPHA30KW	3136.0
02610103040	CALDEIRA LENHA CH.INV.GASEF.PB ALPHA40KW	3724.0

CALD.LENHA TRIP.PASSAG.VENTIL.WBS ACTIVE

02610102020	CALDEIRA LENHA TRIPLA PASSAG.WBS AC 20KW	1690.0
02610102025	CALDEIRA LENHA TRIPLA PASSAG.WBS AC 25KW	1872.0
02610102030	CALD.LENHA TRIPLA PASSAG.WBS AC 30KW	2000.0
02610102040	CALD.LENHA TRIPLA PASSAG.WBS AC 40KW	2214.0
02610102050	CALDEIRA LENHA TRIPLA PASSAG.WBS AC 50KW	2378.0
02610102070	CALDEIRA LENHA TRIPLA PASSAG.WBS AC 70KW	2893.0
02610102090	CALDEIRA LENHA TRIPLA PASSAG.WBS AC 90KW	3389.0
02610102110	CALDEIRA LENHA TRIPLA PASSAG.WBS AC110KW	3962.0

CALDEIRAS A LENHA TRIPLA PASSAGEM WBS

02610101020	CALDEIRA LENHA TRIPLA PASSAG.WBS 20KW	1270.0
02610101025	CALDEIRA LENHA TRIPLA PASSAG.WBS 25KW	1453.0
02610101030	CALDEIRA LENHA TRIPLA PASSAG.WBS 30KW	1530.0
02610101040	CALDEIRA LENHA TRIPLA PASSAG.WBS 40KW	1744.0
02610101050	CALDEIRA LENHA TRIPLA PASSAG.WBS 50KW	1950.0
02610101070	CALDEIRA LENHA TRIPLA PASSAG.WBS 70KW	2426.0



02610101090	CALDEIRA LENHA TRIPLA PASSAG.WBS 90KW	2765.0
02610101110	CALDEIRA LENHA TRIPLA PASSAG.WBS 110KW	3507.0

CALDEIRAS BIOMASSA P**CALDEIRAS PELLETS C/AUTO LIMPEZA PLB**

02610203015	CALD.PELLETS C/AUTO LIMPEZA PLB V2 15KW	4738.0
02610203025	CALD.PELLETS C/AUTO LIMPEZA PLB V2 25KW	5356.0
02610203040	CALD.PELLETS C/AUTO LIMPEZA PLB V2 40KW	6877.0

CALDEIRAS PELLETS COMPACT.PELL EASY WIFI

02610201020	CALD.PELLETS COMPACT.PELL EASY WIFI 20KW	3600.0
02610201035	CALD.PELLETS COMPACT.PELL EASY WIFI 35KW	4900.0

CALDEIRAS PELLETS COMPACTA ADVANT

02610200025	CALD.PELLETS COMPACT.ADVANT 4G B2BL 25KW	2720.0
-------------	--	--------

CALDEIRAS POLICOMBUSTIVEIS MISTA DC-A

02610302035	CALDEIRA POLICOMBUSTIV.MISTA DC-A 35 KW	6389.0
-------------	---	--------

CALDEIRAS POLICOMBUSTIVEIS UB

02610301027	CALDEIRA POLICOMBUSTIVEL MISTA UB 27KW	3360.0
02610301035	CALDEIRA POLICOMBUSTIVEL MISTA UB 35KW	3780.0
02610301060	CALDEIRA POLICOMBUSTIVEL MISTA UB 60KW	4911.0
02610301090	CALDEIRA POLICOMBUSTIVEL MISTA UB 90KW	6143.0

**COMPLEMENTOS P/CALDE****ACESSORIOS DE QUEIMADORES "BURNIT"**

0261090301	KIT MONTAGEM DE QUEIMADOR PELLETS	38.40
------------	-----------------------------------	-------

CONTROLADORES "BURNIT"

02610904000000081	21390000000081 KIT CONTROL WI-FY P/ESTUF	302.40
-------------------	--	--------

SILOS "BURNIT"

026109010300	SILO BUNIT FH 300	269.00
026109010500	SILO BUNIT FH 500	336.00

TURBOLADORES "BURNIT"

02610902025	TURBULADOR BURNIT WBS AC 25KW	51.20
02610902030	TURBULADOR BURNIT WBS AC 30KW	60.80
02610902040	TURBULADOR BURNIT WBS AC 40KW	73.60

ESTUFAS PELLETS A AG**ESTUFAS PELLETS A AGUA COMFORT PLUS**

02610501025	ESTUFA PELLETS AGUA PM COMFORT PLUS 25KW	2464.0
-------------	--	--------

KIT COMP.CALDEIRA WB**KIT CALDEIRA LENHA/PELLETS WBS**

02610401025	CALD.KIT LENHA/PELLET WBS - PELL 25KW	3917.6
02610401030	CALD.KIT LENHA/PELLET WBS - PELL 30KW	4079.2

PECAS DE SUBSTITUICA**PEÇAS DE SUSTITUIÇAO**

02615001000000001	KIT ALIMENTADOR BURNIT UB POLICOMBUSTIV.	SobConsulta
02615001000000002	30000000000002 QUEIMAD.P/ESTUFA A PELLET	30.24
02615001000000003	32640000000003 FAN CY0100 WB-SA 30-50 KW	122.40
02615001000000004	32640000000004 FAN CY 076	95.00
026150010000000010	32390000000010 CONTROL.FUMO ALPHA 41-230	122.40
026150010000000011	32640000000011 VENTIL.FUM.NATA.PL30CE050	216.17
026150010000000015	32640000000015 VENTILADOR FUMOS WPA 06	136.18
026150010000000016	31080000000016 VERMICULITE P/SUP.FRONTAL	16.88
026150010000000020	32600000000020 DRAFT REGULA.FR124-3/4A	29.56
026150010000000029	32000000000029 GEAR MOTOR 13.25 KW	159.84
026150010000000030	32610000000030 TERMOMET.CAPILAR P/CALD.	7.62
026150010000000035	32000000000035 MOTORED.MELLORE 5.3 RPM	64.86
026150010000000076	21390000000076 SENSOR TEMPERAT.P/CALD.	4.22
026150010000000079	21390000000079 SENSOR FUMIS 125C L-2M	5.48
026150010000000080	21390000000080 SENSOR FLUE GAS F 350C L1	12.66
026150010000000087	32600000000087 TERMOSTAT STB KSB	4.22
026150010000000092	32590000000092 HEATER 230V 325W L=250 66	25.34



02615001000000099	3259000000099 HEATER P/ LIGTHER LEISTER	118.22
02615001000000105	3259000000105 CARTRIDGE HEATER D10X148	73.90
02615001000000111	3259000000111 RESIST.CER.ESTUFA 13/25KW	50.00
02615001000000150	3153000000150 CORD.ISOLAM.16X16MM	4.46
026150010000001195	99000000001195 MOTOREDUT.MELLORE 5.3 RPM	134.02
026150010000072102	53000000072102 MANGA TERMOF.32MM BURNIT	SobConsulta
026150010000079011	54000000079011 SENSOR PT 100 CODE 7164	42.22
026150010000079012	54000000079012 Sonda FUMOS TECH	77.82
026150010000099020	54000000099020 TURBOL.LAT.PELL EASY 20-3	23.22
026150010000099021	54000000099021 TURBOL.FR.PELL EASY 20-3	14.78
026150010000099038	54000000099038 uCOM FUMOS V2	216.18
026150010031000001	32390031000001 CONTROLADOR ST-81i	209.69
026150010031000002	32390031000002 CONTROLADOR ST-81	157.80
026150010031000011	32390031000011 CONTROL.P/QUEIMADOR PELL	228.00
026150010031000012	32390031000012 CONTROL.P/PLB E DC NPBC	498.65
026150010031000016	32390031000016 CONTROLADOR ST 37 N RS	300.48
026150010032000001	32800032000001 GEAR MOTOR 3IK15GN-C/3GN	103.44
026150010032000005	32640032000005 ST60M 180.32.L.57 230/50	319.59
026150010032000013	32390032000013 CONTROLAD.ESTUFA 13/25KW	174.96
026150010032000017	32390031000017 CONTROL.DISPLAY ALPHA AT	68.00
026150010032000018	32390032000018 CONTRO.FUMOTECH ALPHA 75	172.80
026150011200000548	85091200000548 WELDED BURN.PELL EASY 20	101.52
026150011200009027	85091200009027 WELDED BURN. PM 25 4G-N	31.73
026150011230000983	89081230000983 HANDLE FOR WBS 20-110KW	11.30
026150011230099040	83081230099040 PAINEL DRT.P/WB-AC25-30KW	41.08
026150011230099043	83081230099043 PAINEL ESQ.P/WB-AC25-30KW	41.08
026150011230099324	83081230099324 PAINEL INT.P/WB-AC25-30KW	51.88
026150014003100000	32640031000001 VENTILAD.FUM.FAN ATAS 52S	172.94
026150016400000016	32640000000016 ASPIRATOR P/ESTUF.COMFORT	159.84

QUEIMADORES A PELLETT**QUEIMADORES A PELLETS BURNIT PELL**

02610602025	QUEIMADOR A PELLETS PELL 25KW	2039.0
02610602030	QUEIMADOR A PELLETS PELL 30KW	2214.0

CALDEIRAS P/AQUECIMENTO "BIASI"**ACUMULADORES P/CALDE****ACUMULADORES P/CALDEIRA GEYSER MURAL**

025508020100	ACUMULADOR GEYSER P/CALD.MURAL 100LT	539.48
025508020120	ACUMULADOR GEYSER P/CALD.MURAL 120LT	557.02
025508020150	ACUMULADOR GEYSER P/CALD.MURAL 150LT	609.65
025508020200	ACUMULADOR GEYSER P/CALD.MURAL 200LT	710.52

CALDEIRA GASOLEO F.F.G**CALDEIRA GASOLEO ANALOGICA FERRO FUNDIDO**

0255001005	CALDEIRA FF B30/5-42 5 ELEM S/QUEIMADOR	1262.6
------------	---	--------

CALDEIRA/GRP TERMICO GASOL ACUMULA INOX

0255000405	G.TERM. GTB 30-25 BOL INOX 25KW C/QUEIM.	3635.8
------------	--	--------

CALDEIRA/GRP TERMICO GASOLEO AQUECIMENTO

0255000103	GRUPO TERMICO GTB 30-25GT 25KW C/QUEIM	2032.9
0255000104	GRUPO TERMICO GTB 38-32GT 32KW C/QUEIM	2164.5

CALDEIRA/GRP TERMICO GASOLEO MISTA INSTA

0255000205	GRUPO TERMICO GTB 30-25GTI 25KW C/QUEIM	2274.7
0255000206	GRUPO TERMICO GTB 38-32GTI 32KW C/QUEIM	2405.3

CALDEIRAS F.F. A LENA**CALDEIRAS F.F. A LENA CHAMA DIRECTA**

0255050105	CALDEIRA A LENA F.F. 26 KW 5 EL BIASI	2085.0
0255050107	CALDEIRA A LENA F.F. 36 KW 7 EL BIASI	2450.0

CALDEIRAS F.F. A LENA CHAMA INVERTIDA

0255050207	CALDEI.LENHA F.F. CHAMA INV. 35 KW 7 EL	4720.2
------------	---	--------



+351 244 800 160
+351 244 802 323



geral@canalcentro.pt
info@canalcentro.pt



R. do Bailadouro s/nº,
2410-211 Pousos



CALDEIRAS GASOLEO F.**CALD.ACO S/QUEIM.GAMA INDUSTRIAL BIASI**

02550107105	RCM 105 CALDEIRA CHAPA ACO BIASI	2281.7
02550107120	RCM 120 CALDEIRA CHAPA ACO BIASI	2420.8
02550107160	RCM 160 CALDEIRA CHAPA ACO BIASI	2857.8
02550107200	RCM 200 CALDEIRA CHAPA ACO BIASI	3002.1
02550107240	RCM 240 CALDEIRA CHAPA ACO BIASI	3428.4
02550107300	RCM 300 CALDEIRA CHAPA ACO BIASI	3454.2

CALDEIRA/GRP TERMICO GASOLEO CONDENSAÇÃO

0255010405	GRP TERM GTB 30-25GT CONDENS 25KW C/QUEI	2752.4
0255010406	GRP TERM GTB 38-32GT CONDENS 30KW C/QUEI	2888.9
0255010408	GTB 30-25GTI CONDENS 25KW MISTA C/QUEIM.	2995.2

CALDEIRAS F.F. A GAS C/ACUMUL."BIASI"

0255011301	KAPPA 32 BO100 CALD.F.F.C/ACUM.100L BIASI	1984.6
------------	---	--------

CALDEIRAS F.F. A GAS SÓ AQUECIM."BIASI"

0255011401	KAPPA 32 R CALDEIRA F.F.BIASI	1511.3
0255011402	KAPPA 42 R CALDEIRA F.F.BIASI	1689.1
0255011403	KAPPA 50 R CALDEIRA F.F.BIASI	1965.4
02550114044R	KAPPA 44 R CALDEIRA F.F.BIASI	1431.5
02550114053R	KAPPA 53 R CALDEIRA F.F.BIASI	1665.6

CALDEIRAS F.F. S/QUEIMADOR "BIASI"

0255010501	B40 6 ELEMENTOS CALDEIRA F.F. BIASI	2481.8
0255010502	B40 7 ELEMENTOS CALDEIRA F.F. BIASI	2728.7
0255010503	B40 8 ELEMENTOS CALDEIRA F.F. BIASI	2983.0
0255010504	B40 9 ELEMENTOS CALDEIRA F.F. BIASI	3250.1
0255010505	B40 10 ELEMENTOS CALDEIRA F.F. BIASI	3510.0
0255010506	B40 11 ELEMENTOS CALDEIRA F.F. BIASI	3762.4
0255010507	B40 12 ELEMENTOS CALDEIRA F.F. BIASI	4014.8

CALDEIRAS F.F.CHAO ESTANQUE "BIASI"

0255011501	KAPPA 32 BOS 100L CALD.F.F.GAS EST.SIGMA	775.00
0255011502	KAPPA 32 RPVS CALD.F.F.GAS EST.SIGMA	1572.8

CALDEIRAS F.F.S/QUEIMAD."BIASI" MOD.SG

0255010001	SG35 3 EL.BIASI CALDEIRA F.F. BIASI	1032.0
0255010002	SG46 4 EL.BIASI CALDEIRA F.F. BIASI	1164.4
0255010003	SG58 5 EL.BIASI CALDEIRA F.F. BIASI	1311.9
0255010004	SG70 6 EL.BIASI CALDEIRA F.F. BIASI	1525.6
0255010005	SG80 7 EL.BIASI CALDEIRA F.F. BIASI	1695.1
0255010010	COBERTURA P/QUEIMADOR DE CALDEIRA SG	80.69

CALDEIRAS F.F.SUPER KAPPA "BIASI"

025501160501	SUPER KAPPA 5 ELEM.70KW CALDEI.F.F.BIASI	2698.9
025501160601	SUPER KAPPA 6 ELEM.85KW CALDEI.F.F.BIASI	2848.0
025501160701	SUPER KAPPA 7 ELEM.105KWCALDEI.F.F.BIASI	3460.8
025501160801	SUPER KAPPA 8 ELEM.120KWCALDEI.F.F.BIASI	4200.6
025501160901	SUPER KAPPA 9 ELEM.140KWCALDEI.F.F.BIASI	4645.1
025501161001	SUPER KAPPA 10 ELEM.155KWCALDEIF.F.BIASI	5604.0
025501161101	SUPER KAPPA 11 ELEM.175KWCALDEIF.F.BIASI	6051.7
025501161201	SUPER KAPPA 12 ELEM.190KWCALDEIF.F.BIASI	6505.7

GRUPOS TERM.F.F.S/QUEIM.SO AQUEC.ESTANQUE

0255010901	GT B30- 28 RPVS ESTANQUE 3 EL.CALDEIRA BIASI	1505.4
0255010902	GT B30- 36 RPVS ESTANQUE 4 EL.CALDEIRA BIASI	1619.0

GRUPOS TERM.F.F.S/QUEIMAD.DEP.VERTICAL

02550111100	B 30 BV 4 EL.CALD.C/DEP.VERT.100L BIASI	1639.8
-------------	---	--------

GRUPOS TERM.F.F.S/QUEIM. MISTA ESTANQUE

0255011001	GT B30-28 MS ESTANQUE 3 L.CALDEIRA BIASI	1760.9
0255011002	GT B30-36 MS ESTANQUE 4 L.CALDEIRA BIASI	1861.2

GRUPOS TERMI.F.F.S/QUEIM."C/DEP.ESTANQUE

0255010801	GT B30-28 BOS EST.DEP.AÇO VTR.120L BIASI	2027.1
------------	--	--------



0255010802	GT B30-36 BOS EST.DEP.AÇO VTR.120L BIASI	2103.4
0255010803	GT B30-28 BOS EST.DEP.AÇO INOX 120L BIASI	2791.7
0255010804	GT B30-36 BOS EST.DEP.AÇO INOX 120L BIASI	2885.2
0255010810	KIT EXAUST.P/CALD.GASOL.EST.GRP01 BIASI	182.00

CALDEIRAS MURAIAS A G**AV CALD.MUR.GAS TIR.NATURAL P/LIG.ACUM.B**

0255020702	M90 24AV-GPL CALD.MUR.P/LIGACAO ACUM.BIASI	633.77
0255020703	M90 24AV-GNCALD.MUR.P/LIGACAO ACUM.BIASI	633.77

CALD.MURAIAS C/ACUMULACAO ESTANQUE

02550204002	M32 24S60 GN CALD.MURAL C/ACUM.60L EST.BIASI	1512.8
02550204003	M32 28S60 GPL CALD.MURAL C/ACUM.60L EST.BIASI	1596.2
02550204004	M32 28S60 GPL CALD.MURAL C/ACUM.60L EST.BIASI	1596.2

CALD.MURAIAS ELECT.CHIP ESTANQUE/FORÇADA

0255020601	M90 24CM/B GPL CALD.MURAL EST.VENT.CHIP	911.17
0255020602	M90 28CM/B GPL CALD.MURAL EST.VENT.CHIP	1017.1
0255020603	M90 24CM/B GN CALD.MURAL EST.VENT.CHIP B	911.17
0255020604	M90 28CM/B GN CALD.MURAL EST.VENT.CHIP B	1026.9
0255020620	KIT EXAUST.P/MURAL EST.CURVO 999 0148	48.75
0255020621	KIT EXAUST.P/MURAL EST.DIREITO 999 0322	48.75

CALD.MURAIAS ELECT.CHIP M97 ESTANQ./FORÇ.

02550202001	DELTA 24S GPL CALD.MURAL EST./VENT.BIASI	704.61
02550202002	DELTA 24S GN CALD.MURAL EST./VENT.BIASI	704.61

CALD.MURAIAS ELECT.CHIP TIRAGEM NATURAL

0255020502	M90 28A-GPL CALD.MUR.CHIP TIR.NATURAL BIASI	844.00
0255020503	M90 24A-GN CALD.MUR.CHIP TIR.NATURAL BIASI	709.80

CALD.MURAIAS ELECT.MLB C/ACUMUL.TIRAG.NAT

0255020301	MLB24AEB55-GPL CALD.MUR.C/ACUM.55L INOX BIASI	1396.6
------------	---	--------

GREEN CALD.MURAIAS CONDENSACAO BIASI

02550209001	CHIP GREEN 24S GPL CALD.MURAL CONDENSA.BIASI	1208.3
02550209002	CHIP GREEN 24S GN CALD.MURAL CONDENSA.BIASI	1208.3
02550209010	KIT EXAUSTAO COAXIAL CONDENS.60/100	48.75
025502090100	KIT EXAUSTAO CONDENS.2 TUBOS 80/80	SobConsulta
02550209011	MODULO COAXIAL 1MT 60/100 CONDENS.999 0388	26.00
02550209013	CURVA COAXIAL 90. 60/100 CONDENS.9990390	23.00
02550209C01	CHIP CONDENSING CALD.MURAL 24S MET.T	1700.0
02550209CV024	CHIP CONDENSING CALD.MURAL 24SV MET.	1700.0
02550209CV032	CHIP CONDENSING CALD.MURAL 32SV MET.	1840.0

PECAS P/CALDEIRAS A GAS "BIASI"

02550210002	BI1045104 PLACA REGUL.ELECTRONICA MLB(1	197.64
02550210003	BI1011504 GRUPO INTERNO VALV.3 VIAS MLB	96.58
02550210004	BI1013108 BLOCO GAS HONEYWELL VK4105-MLB	232.04
02550210005	BI1001502 KIT LIG.COBRE PRES.VACUO MLB	42.77
02550210007	KI1166102 PLACA CONTROLO MLB B55 C/ACUM	172.00
025502100070	KI1156105 MANIPULO COMANDO P/MLB-B55	1.99
025502100071	BI1041102 FLUXOSTATO C/BY-PASS P/MLB-M55	124.03
025502100072	BI1064103 VALV.ENCHIMENTO ESQUA. MLB-B55	80.94
02550210008	BI1305101 PLACA ACENDIM.P/CALD.EST.M90	241.06
02550210009	BI1295101 PLACA ACEN.P/CALD.TIR.NAT.M90	233.39
02550210010	BI1141501 VALVULA 3 VIAS M90	77.12
02550210012	KI1004576 KIT INJECTORES GPL M90	34.60
02550210013	KI1044502 KIT INJECTOR GN M90	33.08
02550210014	BI1011505 MICRO-SWITCH AQUECIM.M90	13.79
02550210015	BI1015501 PLACA ACENDIMENTO MLB	194.32
02550210017	BI1001504 VALVULA ENCHIMENTO M90/MLB	40.69
02550210018	BI1001101 PERMUTADOR SANITAR.24KW M90	132.25
02550210019	BI1001102 PERMUTADOR SANITAR.28KW M90	148.76
02550210021	BI1172106 PERMUTADOR PRIMARIO 28KW M90	325.72
02550210022	BI1475108 TERMOHIDROMETRO M90	66.23



02550210023	BI1256114 PRESSOST.FUMOS YAMATAKE P/28KW	70.48
02550210024	KI1042511 VALVULA 3 VIAS HONEYWELL	108.20
02550210025	BI1172103 VASO EXPANSAO 6 LT.M90	99.06
02550210026	BI1131100 VALVULA SEG.3BAR M90	33.43
02550210028	BI1016108 VENTILADOR 24KW MLB	167.89
02550210030	BI1336104 VENTILADOR 24KW M90	147.27
02550210031	BI1336105 VENTILADOR 28KW M90	199.66
02550210032	BI1093104 BLOCO GAS SIT 845 SIGMA M90	229.14
02550210033	BI1011103 MEMBRANA PRESSOSTATO AQUECIM.	9.69
02550210034	BI1091502 GRUPO FILTRO MAGNETICO M90	77.35
025502100340	BI1271501 GRUPO FILT.MAGNET.M90 NOVA >07	77.53
02550210037	BI1041104 GRUPO SANITARIO MLB-B55	130.87
025502100370	BI1121105 JUNTA FLANGE TERMOAC.MLB-B55	28.69
02550210039	BI1091104 FLUXOST.MAGNETICO C/MOLA M90	41.93
02550210043	BI1172105 TERMOSTATO SEGUR.AGUAS M90	27.88
02550210044	BI1295105 TERMOSTATO FUMOS M90	22.55
02550210045	BI1005105 FUSIVEL 250V/1.6 AMP.M90	1.34
02550210046	BI1001117 SENSOR TEMPERATURA NTC M90	23.89
025502100460	FICHA+CABO SONDA NTC VERDE KK0004	2.18
02550210047	BI1123101 ELECTRODO ACENDIM. ESQ. M90	21.35
02550210048	BI1123102 ELECTRODO IONIZACAO M90	22.60
02550210049	BI1123103 ELECTRODO ACENDIMENTO DIREIT.	21.35
02550210050	BI1101102 MOTOR VALV.3 VIAS M90	105.94
02550210051	KIT VEDANTES P/O GRUPO H2O	68.33
02550210052	BI1036102 PRESSOSTATO FUMOS P/24KW	85.20
02550210054	BI1901802 CONJ.VEDANTES P/M90	23.23
02550210055	BI1525101 RELOGIO P/CALDEIRA MOD.CHIP	64.06
02550210058	BI1475105 EIXO REGULACAO M90	1.06
02550210059	BI1011502 SUPORTE VEIO FLUXOSTATO	24.72
02550210060	BI1091103 LIMITADOR VAZAO 12L M90	16.98
02550210061	BI1125127 RELE 1 CONTACTO	61.86
02550210062	BI1206118 MIRA VIDRADA P/M90S	10.64
02550210063	BI1105500 TERMOMANOMETRO MLB	69.65
02550210064	BI1475102 MANIPULO REGULACAO M90	1.99
02550210065	BI1066103 EIXO APOIO P/TAMPA MLB-B55	1.18
02550210066	BI1475106 TAMPA FRONT.QUAD.PAINEL M90	14.22
02550210067	BI1066102 MOLA FIXACAO P/TAMPA MLB-B55	1.58
02550210068	BI1011105 MOLA FIXACAO MICRO-SWITCH	1.76
02550210069	BI1091102 LIMITADOR VAZAO 10L M90	16.98
02550210070	KI1042122 MOTOR HOR.P/VALV.3 VIAS S200	130.87
02550210072	VENTILADOR P/CALDEIRA HOGARTEC	272.37
02550210074	BI1475116 PLACA CONTROLO M90	206.17
02550210075	BI1125502 GR ACEND.HONEY D4565CF P/KAPPA	250.73
02550210076	BI1535100 TAMPA FRONT.REDOND.PAINEL M90	17.50
02550210077	BI1475111 TAMPA PROTEC.D/LIG.ELECTR.M90	7.04
02550210078	BI1183101 TUBO LIG COBRE BLOCO-RAMPA	15.60
02550210079	BI1256101 TUBO SILICONE L.350	4.96
02550210081	BI1212107 PURGADOR AUTOM.PLASTICO P/M90	39.18
02550210082	BI1032133 BLOCO GAS HONEYW.P/KAP.R ANTI.	233.21
025502100821	BI1032123 RAMPA QUEIMADOR BIASI KAPPA	66.88
02550210084	BI1222101 BOMBA CIRCUL. WILO P/M90	234.32
025502100840	BI1242100 BOMBA CIRCULADORA	236.70
025502100841	BI1272100 BOMBA CIRCULADORA	283.00
025502100842	BI1352100 BOMBA P/M97	273.90
025502100852	BI1011501 BY-PASS P/BOMBA DE 83W P/M90	9.78
025502100859	BI1191100 ACUMULADOR P/M32	673.86
02550210087	CHAVE CALIBRACAO BLOCO SIT 845 SIGMA	16.70
02550210089	BI1131101 TUBO BY-PASS M90	31.83
02550210090	BI1172109 TUBO LIG.VASO EXPANCAO M90-AN	15.60
02550210091	BI1272103 TUBO LIG.VASO EXPANCAO M90-NV	19.72



02550210092	BI1075108 EIXO PLAST.MANIP.POTENCIO MLB	1.34
02550210093	BI1075107 MANIPULO REGUL.PAINEL MLB	2.65
02550210094	BI1075106 EIXO LUMINOSO SINALIZACAO MLB	1.06
02550210095	BI1013101 JUNTA QUADRADA P/BLOCO GAS	1.45
02550210096	BI1045106 TAMPA PLAST.P/TERMOST.SEGUR.	1.34
02550210103	BI1045108 CAPSULA PLASTICA P/KI1016137	3.85
02550210104	KI1016157 BOTAO LUMIN. SINALIZACAO BLOQ	18.20
02550210105	BI1013102 Sonda IONIZACAO MLB	18.82
02550210106	BI1001505 GRUPO ENTR.AGUA SANITARIA MLB	55.36
02550210107	BI1011102 MENBRANA P/VALV.3 VIAS MLB	13.43
02550210108	BI1011119 ACTUADOR VALV.3 VIAS COMPLETO	39.01
02550210109	BI1032134 BLOCO GAS HONEY K32B100	256.37
02550210110	BI1093107 CONJ.OPERADOR ON-OFF P/BLOCO	94.54
02550210111	BI1141505 BY-PASS P/BOMBA	9.69
02550210113	BI1262103 BOMBA WILO M90 PURG.PLAST 83W	225.60
02550210114	BI1011112 VEDANTE P/SUP.VALV.3 VIAS MLB	0.93
02550210115	BI1202108 UNIDADE ELECT.COM.C/SELEC.3 V.	39.09
02550210117	BI1032121 ELECTRO.IONIZ.CALDEI.MOD.KAPPA	19.65
02550210118	BI1032120 ELECTRO.ACENDI.CALD.MOD.KAPPA	25.20
025502101180	BI1105113 GRUPO ACEND.SIT 577DBC-MLB-B55	186.22
02550210119	BI1312105 GRUPO ACENDI.SIT 577DBC -KAPPA	250.02
025502101190	BI1032518 INJECTOR GN P/KAPPA DIAM.260	4.20
025502101191	BI1032513 INJECTOR GPL P/KAPPA DIAM.155	4.20
02550210120	BI1312106 TERMOPAR ACENDIMEN.P/KAPPA G20	83.25
02550210121	BI1312104 BLOCO GAS SIT P/KAPPA R	254.28
02550210123	BI1002102 PERMUTADOR PRIMARIO 24KW MLB	270.71
02550210124	BI1202101 PERMUTADOR PRIMARIO 24KW M90	228.60
02550210125	BI1366103 VENTILADOR 28KW M90(MOD.NOVO)	198.57
02550210126	BI1366102 VENTILADOR 24KW M90(MOD.NOVO)	167.89
02550210128	BI1001116 JUNTA ORING P/BI1001 502	0.68
02550210129	BI1362112 GRUPO ACENDIM.SUP.KAPPA HONEYW	233.70
02550210130	BI1362111 BLOCO GAS SUPER KAPPA HONEYWEL	292.30
02550210133	BI1013104 ELECTRODO DE ACENDIMENTO P/MLB	20.04
02550210134	KI1043144 ORING P/PERMUTADOR	1.74
025502101341	KI10431114 ORINGS PERMUTADOR PRIMAR.M90	1.10
02550210135	BI1013103 ELECTROD.ACENDIMENTO DIRT. MLB	20.83
02550210136	KI1093501 PURG.AR JOLLI C/S.HORI.MLB-B55	27.12
025502101360	677903 PURG.AUT.BOYA N.VS602 3/8	SobConsulta
02550210137	BI1023104 RACORD LIG.JUNT.QUA.P/VALV.GÁS	18.82
02550210138	BI1002110 VASO EXPANSAO 8 LT. P/MLB	95.55
02550210139	BI1485121 Sonda NTC SANIT.P/M90 "AV"-SV	15.25
025502101390	BI1242105 VASO EXP.PRIMARIO M32	113.10
02550210140	KI1051106 VASO EXP.SANT.2LT P/M32 - 60LT	80.69
025502101409	BI1855100 PLACA CONTROLO M90S NOVA	313.05
02550210141	BI1885101 PLACA CONTRO.ST7 M90 NOVA	242.97
025502101410	BI2015100 PCB M90 2010	223.60
025502101411	BI1376105 VENTILADOR M90-32KW	204.00
02550210142	BI1331501 GRUPO RETORNO LATAO M90 NOVA	153.56
02550210143	BI1271101 SENSOR INTEGRA FLUXOS.M90 NOVA	38.26
02550210441	BI1342100 Sonda SEGUR.FUMOS M96 GREEN	81.35
025502104445	BI1665107 Sonda TEMP.ETERNA M110/T100	54.97
02550210446	KIT DESGASIFICADOR DESCONHECIDO	75.13
025502104500	BI1293102 ELECTRODO ACENDIMENTO M110	40.08
025502104501	BI1293103 ELECTRODO DETECCAO M110	32.11
025502104502	BI1955102 PCB M110 LCD	315.38
025502104503	BI1665100 TRANSFORM.230-24 M110	79.02
025502104504	BI1805102 TRANSFORM.ACENDIMENTO M110	53.23
025502104505	BI1293500 ANEL INJECT.GPL 24KW M110 D430	36.66
0255021045050	BI1223109 ANEL INJECT.GN-M110-24KW D.565	26.69
0255021045051	BI1253108 ANEL INJECT.M110 GN32 DIAM.690	14.94



025502104506	BI1293105 VENTILADOR VARIADOR M110	254.62
025502104507	BI1293104 BLOCO GAS SIT 848M110	199.45
025502104508	BI1432102 Sonda FUMOS M110	34.71
025502104600	BI1293501 ANEL INJECT.GPL 32KW M110 D500	36.66
025502104700	BI1362501 INJECT.GPL SUPPER KAPPA D2X170	113.77
025502104701	BI1362126 TERMOPAR SUPER KAPPA	98.45
025502104702	INJECTOR GN SUPER KAPPA DIAM.365	18.80
025502104710	KI1004102 RAMPA QUEIMADOR M90 24	104.00
02550210480	BI1242102 MOTOR CIRCULADOR RSL 15/6	284.04
PECAS P/CALDEIRAS A GASOLEO "BIASI"		
02550211002	63830 TERMOMETRO 0-300°C - 150MM	34.81
02550211003	63830 TERMOMETRO 0-500°C - 150MM	55.00
0255021101	022292 TERMOMETRO RECTANGULAR TS/72	35.90
02550211011	INTERRUPT.BIPOLAR C/TEST FERROLI39813590	25.50
02550211012	362120 TERMOMETRO CONTACTO 0-120MM 63MM	10.00
0255021103	CABO BOMBA(2MTS)C/FICHA MOLEX	9.18
0255021104	TERMOSTATO REGULACAO TR2 0-65.C	30.00
0255021106	TERMOSTATO SEGURANCA SM96 110.C	25.00
0255021107	136025 VASO EXPANSAO 10L GASOLEO	75.13
02550211070	BI1322102-90.30142 BOMBA BIASI 130MMX1	295.54
0255021109	CORPO VALV.3 VIAS FUGAS TIPO A GTM	56.25
0255021111	RELE FINDER 2 CONTACTOS TIPO 56.32	17.50
0255021113	TAMPA FRONTAL PAINEL	7.50
0255021114	PAINEL COMANDO 5G L=600 CABLADO BASE	156.25
0255021119	INTERRUPTOR BIPOLAR O-I BIASI	SobConsulta
0255021121	PERMUTADOR SANIT.GIANNONI ESFERICO C25	222.14
02550211210	PERMUTADOR SANITAR.K28 700 200 730 NOVO	214.20
0255021122	MANIPULO REGULACAO P/TERMOSTATO	4.00
0255021123	ANODO DE MAGNESIO 3/4 x 400 mm Long	18.00
02550211231	ANODO MAGNESIO 20CM P/TERMOAC.INOX B30B	18.00
02550211232	ANODO DE MAGNESIO 3/4 x 1000 MM	30.00
0255021124	ANODO DE MAGNESIO 3/4 300MM AQ	17.00
02550211240	ANODO DE MAGNESIO 1 x 400mm	12.76
02550211241	ANODO DE MAGNESIO 1 x 500mm	27.44
02550211242	ANODO DE MAGNESIO 1 x 500mm C/VEDANTE PTFE	27.44
0255021125	TERMOACUM.120L ESMALTADO(B30B)	823.38
0255021126	007203 JUNTA P/FLANGE TERM.ESMALT.(B30B)	25.70
02550211260	KIT FALANGE COMPLETA VITRIFICADO B30/B	93.59
02550211261	59200825 KIT FALANGE INOX B30/B	115.16
0255021127	042751 MANOM.D42 0-6 BAR P/PAINEL(B30B)	13.50
0255021128	COMO2.0005 TUBO LIG.CALD./TERM.C/DESC.	52.50
0255021129	TERMOACUM.120L AÇO INOX (B30B)	1528.1
0255021130	KIT MEMBRANA VALV.3 VIAS P/GTB GIANONI	48.88
02550211300	MEMBRANA VALV.3 VIAS P/GTB	17.18
0255021131	TERMOSTATO LIMIT.MIN/MAX TR2 90C	30.00
02550211310	TERMOSTATO C/ DISPLAY DIGITAL E Sonda	83.71
0255021132	FLUXOSTATO S/MICROINTER.P/GTB M	67.75
02550211320	MICROSWITCH DUPLO P/GT BM	29.68
0255021133	VALV.RETENÇÃO 3/4 P/ B30B	15.00
0255021134	PAINEL COMANDO P/ B30B COMPLETO	216.88
0255021135	MODULO TERMINAL DTO P/PAINEL COM.B30B	2.50
0255021136	MODULO TERMINAL ESQ P/PAINEL COM.B30B	2.50
0255021140	CURVA COBRE C/PORCA 3/4 LIG.VASO B30B	6.00
02550211401	TUBO COBRE C/PORCA 3/4-1 P/PERM.GTBM	6.00
02550211420	TUBO LIGACAO 3/4-1 PERMUTADOR GTB M	SobConsulta
0255021143	CRB07.0001 NIPLE LIGAÇÃO ELEM.P/CALD.F.F	SobConsulta
0255021145	TAMPA DA MIRA F.FUNDIDO B30	SobConsulta
0255021146	FLANGE PLÁSTICO ADMISSÃO AR P/GTB 30/S	SobConsulta
0255021147	ADAPTADOR INOX SAÍDA FUMOS P/GTB 30/S	68.88
0255021148	VALV.SEG.AGUA FRIA P/TERMO.B30/B M/F 3/4	SobConsulta



0255021149	COLECTOR FERRO PRT.P/LIGAÇÕES SAÍDA GTB	SobConsulta
0255021150	BAINHA DUPL.P/SONDAS TEMP.CORPO F.F.L255	7.50
0255021151	BAINHA TRIP.P/SONDAS TEMP.TERMOAC.B30/B	7.10
0255021154	UNI TELA REFRACT.CERAFELT CB 1200 207150	36.16
0255021156	LUZ PILOTO P/CALD.B30 ANTIGA	SobConsulta
0255021157	MANOMETRO 0-6 BAR B30 ANTIGA DN42	SobConsulta
0255021170	BI1592109 FLUXOSTATO AQS GTB 2017	39.26
0255021171	BI1431100 MOTOR VALVULA 3 VIAS GTB 2017	72.55
0255021172	BI1382119 PURGADOR MANUAL GTB 2017	12.82
0255021173	BI1382114 TRANSDUTOR DE PRESSÃO GTB 2017	63.90
0255021174	BI1785114 PCB COMANDO GTB 2017	241.01
0255021175	BI1785109 DISPLAY GTB 2017	122.41
0255021176	BI1795113 Sonda TEMP. CALDEIRA GTB 2017	70.02

PECAS SUBSTITUIÇÃO P/CALDEIRA M97

02550212001	BI1181114 KIT RACORD 3/4 M97	11.07
02550212002	BI1181115 KIT RACORD 1/2 M97	16.05
02550212003	BI1181500 GRUPO FLUXOSTATO M97	34.26
02550212004	BI1181503 VALV.ENCHIMENTO M97	12.11
02550212006	BI1301500 GRUPO DE RETORNO COMPLETO M97	141.13
02550212007	BI1291501 KIT BY-PASS M97	12.82
02550212008	BI1291502 KIT GRUPO ACTUADOR VALV.3V M97	47.75
02550212009	BI1291500 KIT PRESSOSTA. AQUECIMENTO M97	22.21
02550212010	BI1291106 EMBOLO PLAST.ACTUAD.VAL.3V M97	15.60
02550212011	BI1291107 KIT 2 MICROSWITCH VALV.3V M97	18.91
02550212015	KI1042503 LIMITADOR CAUDAL 10LT M97	23.23
02550212016	KI1042106 MAGNETICO FLUXOSTATO M97	17.52
02550212017	BI1291109 MOTOR VALV. 3 VIAS M97	70.10
02550212018	BI1181122 PERMUTADOR SANITARIO 24KW M97	105.34
02550212020	KI1042107 INTERRUPTOR P/FLUXOSTATO M97	19.65
02550212021	BI1271100 TUBO BY-PASS M97	36.29
02550212022	BI1301101 TUBO BY-PASS FLEXIVEL	26.31
02550212023	BI1181106 FILTRO PLAST.ENTRADA AGUA M97	7.22
02550212024	BI1301102 RACORD LAT.ACOPLAMEN.BOMBA M97	17.77
02550212025	BI1695101 MANOMETRO DE PRESSAO M97	35.37
02550212026	BI1233101 VALV.GAS HONEYWELL VK4105G M97	179.90
02550212027	BI1283100 VALV.GAS HONEYW.VK4105G C/REG.	210.23
02550212028	KI1002121 ORING	0.93
02550212029	BI1291105 ORING	1.68
02550212032	BI1695100 PLACA CONTROLO M97	277.47
02550212033	KI1267103 PRESSOSTATOS FUMOS HUBA P/M97	82.00
02550212034	BI2075100 PCB DELTA M97R 24	273.90
02550212035	BI1462109 MOTOR P/CIRCU.M90 2010-M97R 24	199.80
025502120350	BI1462103 CIRCULADOR M97R24 COMP.	186.40
02550212036	KI1042501 Sonda NTC M97	23.23
02550212037	BI1323101 ACD/IONZ.M97 R24	20.49
02550212038	BI1506101 PRESSOSTATO FUMOS M97 R24	68.33
02550212044	BI1181100 VALVULA SEGURANÇA M97R24	30.83
0255021239	BI1421101 CORPO V3VM97-24R	83.43
0255021240	BI1351109 VALVULA 3 VIAS M97-R24	67.93
0255021241	KI1042101 CLIP SENSOR NTC M97 - R24	1.06
0255021243	BI1181502 KIT VALV.ENCHIMENTO + CORPO	44.00

PEÇAS P/CALDEIRAS A LENHA

0255021301	MANIPULO P/PORTA CALD.LENHA 3WOOD	24.48
0255021302	FECHADURA PORTA CALD.LENHA 3WOOD	3.96
0255021303	TERMOSTATO DE FUMOS TR-711 P/CALD.3WOOD	25.00
0255021304	DOBRADIÇA 3 WOOD 59200645	47.76
0255021305	PIVOT 3 WOOD 59200646	9.39
0255021306	CORDAO CERAMICO P/PORTA 3WOOD 5MM 5MT	48.98
0255021307	CORDAO CERAMICO 20MM 5MTS	54.00



0255021308	KIT SAIDA DE FUMOS REF.59200663	SobConsulta
0255021309	BORBOLETA REF.59200664	36.00
0255021310	LIGAÇÃO CHAMINÉ DN180 REF.59200665	72.00
0255021311	PORTA DA CAMARA DE FUMOS REF.59200662	23.88
0255021312	GRELHA AÇO INOX REF.59200696	130.63

SV CALD.MUR.GAS EST.VENT.P/LIG.ACUM.B

0255020801	M90 24SV-GPL CALD.MURAL EST.VENT.P/LIG.ACUM.BIASI	923.00
0255020802	M90 24SV-GN CALD.MURAL EST.VENT.P/LIG.ACUM.BIASI	923.00
0255020803	M90 32SV-GPL CALD.MURAL EST.VENT.P/LIG.ACUM.BIASI	1031.3
0255020804	M90 32SV-GN CALD.MURAL EST.VENT.P/LIG.ACUM.BIASI	1031.3

CALDEIRAS P/AQUECIMENTO "LAMBORGHINI**CALD.CHAO CHAPA AÇO****ACESSORIOS P/CALD.CHAO AÇO S/QUEIM.LAMB.**

0257111001	KIT MODULACAO TEMPERATURA LAMBORGHINI	1706.3
0257111002	L100000022 PAINEL CONTROLO LAMBORGHINI	532.50

CALD.CHAO CHAPA AÇO S/QUEIM.PREX H

0257110101	CALDEIRA CHAPA AÇO PREX H 80 SÓ AQUEC.	2930.0
0257110102	CALDEIRA CHAPA AÇO PREX H 90 SÓ AQUEC.	3420.0
0257110103	CALDEIRA CHAPA AÇO PREX H 130 SÓ AQUEC.	4410.0
0257110104	CALDEIRA CHAPA AÇO PREX H 160 SÓ AQUEC.	4852.5
0257110105	CALDEIRA CHAPA AÇO PREX H 200 SÓ AQUEC.	6180.0
0257110106	CALDEIRA CHAPA AÇO PREX H 250 SÓ AQUEC.	6400.0
0257110107	CALDEIRA CHAPA AÇO PREX H 350 SÓ AQUEC.	7500.0
0257110108	CALDEIRA CHAPA AÇO PREX H 450 SÓ AQUEC.	8622.5
0257110109	CALDEIRA CHAPA AÇO PREX H 500 SÓ AQUEC.	10063
0257110110	CALDEIRA CHAPA AÇO PREX H 600 SÓ AQUEC.	11020
0257110111	CALDEIRA CHAPA AÇO PREX H 700 SÓ AQUEC.	12455
0257110112	CALDEIRA CHAPA AÇO PREX H 800 SÓ AQUEC.	12938
0257110113	CALDEIRA CHAPA AÇO PREX H 900 SÓ AQUEC.	16195
0257110114	CALDEIRA CHAPA AÇO PREX H 1100 SÓ AQUEC.	17708
0257110115	CALDEIRA CHAPA AÇO PREX H 1300 SÓ AQUEC.	22108
0257110116	CALDEIRA CHAPA AÇO PREX H 1600 SÓ AQUEC.	24508
0257110117	CALDEIRA CHAPA AÇO PREX H 2000 SÓ AQUEC.	30438
0257110118	CALDEIRA CHAPA AÇO PREX H 2600 SÓ AQUEC.	36050

CALD.CHAO CHAPA AÇO S/QUEIM.PREX W

0257110201	CALDEIRA CHAPA AÇO PREX W 92 SÓ AQUEC.	2962.5
0257110202	CALDEIRA CHAPA AÇO PREX W 107 SÓ AQUEC.	3072.5
0257110203	CALDEIRA CHAPA AÇO PREX W 152 SÓ AQUEC.	3422.5
0257110204	CALDEIRA CHAPA AÇO PREX W 190 SÓ AQUEC.	3807.5
0257110205	CALDEIRA CHAPA AÇO PREX W 240 SÓ AQUEC.	4427.5
0257110206	CALDEIRA CHAPA AÇO PREX W 300 SÓ AQUEC.	4897.5
0257110207	CALDEIRA CHAPA AÇO PREX W 399 SÓ AQUEC.	6432.5
0257110208	CALDEIRA CHAPA AÇO PREX W 525 SÓ AQUEC.	7387.5
0257110209	CALDEIRA CHAPA AÇO PREX W 600 SÓ AQUEC.	8367.5
0257110210	CALDEIRA CHAPA AÇO PREX W 720 SÓ AQUEC.	9765.0
0257110211	CALDEIRA CHAPA AÇO PREX W 820 SÓ AQUEC.	10693
0257110212	CALDEIRA CHAPA AÇO PREX W 940 SÓ AQUEC.	12083
0257110213	CALDEIRA CHAPA AÇO PREX W 1060 SÓ AQUEC.	12553
0257110214	CALDEIRA CHAPA AÇO PREX W 1250 SÓ AQUEC.	12713
0257110215	CALDEIRA CHAPA AÇO PREX W 1480 SÓ AQUEC.	17183
0257110216	CALDEIRA CHAPA AÇO PREX W 1890 SÓ AQUEC.	21448
0257110217	CALDEIRA CHAPA AÇO PREX W 2360 SÓ AQUEC.	23778
0257110218	CALDEIRA CHAPA AÇO PREX W 3000 SÓ AQUEC.	29533
0257110219	CALDEIRA CHAPA AÇO PREX W 3600 SÓ AQUEC.	34973

CALD.CHAO F.FUND.S/Q**CALD.CHAO F.FUND.S/QUEIM.AXE ANALOGICA**

0257100101	CALDEIRA CHAO F.FUND.AXE 3-32 SÓ AQUEC.	1107.5
0257100102	CALDEIRA CHAO F.FUND.AXE 3-47 SÓ AQUEC.	1387.5



0257100103	CALDEIRA CHAO F.FUND.AXE 3-63 SÓ AQUEC.	1557.5
0257100104	CALDEIRA CHAO F.FUND.AXE 3-80 SÓ AQUEC.	1705.0
0257100105	CALDEIRA CHAO F.FUND.AXE 3-98 SÓ AQUEC.	1907.5
CALD.CHAO F.FUND.S/QUEIM.AXE DIGITAL		
0257100201	CALDEIRA CHAO F.FUND.AXE 3 D 32 SÓ AQUEC	1215.0
0257100202	CALDEIRA CHAO F.FUND.AXE 3 D 45 SÓ AQUEC	1530.0
0257100203	CALDEIRA CHAO F.FUND.AXE 3 D 59 SÓ AQUEC	1707.5
0257100204	CALDEIRA CHAO F.FUND.AXE 3 D 74 SÓ AQUEC	1875.0
0257100205	CALDEIRA CHAO F.FUND.AXE 3 D 90 SÓ AQUEC	2097.5
CALD.CHAO F.FUND.S/QUEIM.BIG F		
0257100301	CALDEIRA CHAO F.FUND.BIG F 107 SÓ AQUEC	3327.5
0257100302	CALDEIRA CHAO F.FUND.BIG F 126 SÓ AQUEC	3665.0
0257100303	CALDEIRA CHAO F.FUND.BIG F 144 SÓ AQUEC	4062.5
0257100304	CALDEIRA CHAO F.FUND.BIG F 180 SÓ AQUEC	4797.5
0257100305	CALDEIRA CHAO F.FUND.BIG F 198 SÓ AQUEC	5167.5
0257100306	CALDEIRA CHAO F.FUND.BIG F 234 SÓ AQUEC	5897.5
0257100307	CALDEIRA CHAO F.FUND.BIG F 252 SÓ AQUEC	6267.5
CALD.CHAO F.FUND.S/QUEIM.BIG FK		
0257100401	CALDEIRA CHAO F.FUND.BIG FK 300 SÓ AQUEC	10143
0257100402	CALDEIRA CHAO F.FUND.BIG FK 360 SÓ AQUEC	11158
0257100403	CALDEIRA CHAO F.FUND.BIG FK 480 SÓ AQUEC	13428
0257100404	CALDEIRA CHAO F.FUND.BIG FK 650 SÓ AQUEC	15963
CALD.CONDENSE.C/APOI		
CALD.CHAO CONDENSAÇÃO FUTURIA SOLAR		
0257070101	CALD.CHAO FUTURIA SOLAR 180/125 MISTA GN	4700.0
CALD.MURAI A GAS ST		
CALD.MURAI FL TCS ESTANQUE/FORÇADA		
02570103024	CALDEIRA MURAL FL 24 TCS SO AQ.GN	1025.0
02570103024P	CALDEIRA MURAL FL 24 TCS SO AQ.GPL	1025.0
CALD.MURAI TAURA ESTANQUE/FORÇADA		
0257010101	CALDEIRA MURAL TAURA D24 MCS MISTA GN	880.00
0257010102	CALDEIRA MURAL TAURA D24 MCS MISTA GPL	880.00
0257010103	CALDEIRA MURAL TAURA D32 MCS MISTA GN	1145.0
0257010104	CALDEIRA MURAL TAURA D32 MCS MISTA GPL	1145.0
CALD.MURAI DE CONDE		
CALD.MURAI IX CONDENS MISTA		
0257030101	CALD.MURAL IXCONDENS MISTA C25 GN/GPL	1900.0
0257030102	CALD.MURAL IXCONDENS.MISTA C35 GN/GPL	2207.5
CALD.MURAI IX CONDENS SÓ AQUECIMENTO		
0257030201	CALD.MURAL IXCONDENS SO AQ.T25 GN/GPL	1837.5
0257030202	CALD.MURAL IXCONDENS SO AQ.T35 GN/GPL	2027.5
CALD.MURAI SEMI-CON		
CALD.MURAI NINFA LOW NOX ESTANQ./FORÇAD		
0257020101	CALDEIRA MURAL NINFA NLOW NOX 24 MCS GN	1625.0
0257020102	CALDEIRA MURAL NINFA NLOW NOX 24 MCS GPL	1625.0
GRUP.TERM.CHAO C.AÇO		
GRUP.TERM.CHAO C.AÇO GASOLEO NEYSA		
0257130101	GRUPO TERMICO CHAPA AÇO NEYSA 25 CI	1937.5
0257130102	GRUPO TERMICO CHAPA AÇO NEYSA 25 CI SHS	1935.0
GRUP.TERM.CHAO F.FUN		
GRUP.TERM.CHAO F.F.GASOL.AXE DIGIT.COND		
0257120201	GRUPO TERM.F.F. AXE 3D UNIT32R HR SO AQ.	3675.0
0257120202	G.TERM.AXE 3D UNIT32B130 HR MIST.C/ACUM.	5600.0
GRUPO TERM.CHAO F.F.GAS GASTER LN		
0257120401	GRUPO TERMICO F.F. GASTER LN 56 GN	2737.5
0257120402	GRUPO TERMICO F.F. GASTER LN 56 GPL	2737.5
0257120403	GRUPO TERMICO F.F. GASTER LN 67 GN	3767.5



0257120404	GRUPO TERMICO F.F. GASTER LN 67 GPL	3767.5
0257120405	GRUPO TERMICO F.F. GASTER LN 87 GN	4650.0
0257120406	GRUPO TERMICO F.F. GASTER LN 87 GPL	4650.0
0257120407	GRUPO TERMICO F.F. GASTER LN 107 GN	5242.5
0257120408	GRUPO TERMICO F.F. GASTER LN 107 GPL	5242.5
0257120409	GRUPO TERMICO F.F. GASTER LN 119 GN	5612.5
0257120410	GRUPO TERMICO F.F. GASTER LN 119 GPL	5612.5
0257120411	GRUPO TERMICO F.F. GASTER LN 136 GN	6497.5
0257120412	GRUPO TERMICO F.F. GASTER LN 136 GPL	6497.5
0257120413	GRUPO TERMICO F.F. GASTER LN 153 GN	7237.5
0257120414	GRUPO TERMICO F.F. GASTER LN 153 GPL	7237.5
0257120415	GRUPO TERMICO F.F. GASTER LN 170 GN	7795.0
0257120416	GRUPO TERMICO F.F. GASTER LN 170 GPL	7795.0
0257120417	GRUPO TERMICO F.F. GASTER LN 185 GN	8347.5
0257120418	GRUPO TERMICO F.F. GASTER LN 185 GPL	8347.5
0257120419	GRUPO TERMICO F.F. GASTER LN 221 GN	9302.5
0257120420	GRUPO TERMICO F.F. GASTER LN 221 GPL	9302.5
0257120421	GRUPO TERMICO F.F. GASTER LN 225 GN	10265
0257120422	GRUPO TERMICO F.F. GASTER LN 225 GPL	10265
0257120423	GRUPO TERMICO F.F. GASTER LN 289 GN	11300
0257120424	GRUPO TERMICO F.F. GASTER LN 289 GPL	11300

GRUPO TERM.CHAO F.F.GASOLEO AXE DIGITAL

0257120101	GRUPO TERM.F.F. AXE 3D UNIT 32R SO AQ.	2082.5
0257120102	GRUPO TERMI.F.F.AXE 3D UNIT 32 CI MISTA	2380.0
0257120103	GRUPO TERM.F.F.AXE 3D UNIT32 B100 C/ACUM	3235.0
0257120104	GRUPO TERM.F.F.AXE 3D UNIT45 B130 C/ACUM	3605.0

KITS SAIDA GASES P/C**ACESS.P/CALD.MURAIAS GAS DOMEST.060/100**

0257050300088	L600000088 KIT PROLONG.TUBO COAXIAL 1M	43.75
0257050310046	L600010046 ADAPT.VERT.COAX.60/100 IX-CON	56.25
0257050310109	L600010109 ADAPT.VERT.COAX.60/100 FUT50	62.50

ACESS.P/CALD.MURAIAS GAS DOMEST.080/125

0257050400098	L600000098 PROLONG.TAURA1MT 80/125 AL/PP	81.25
0257050400099	L600000099 PROLONG.COAXIAL (M/F) 500MM	68.75
0257050400100	L600000100 CURVA COAXIAL 90° (M/F)	62.50
0257050400101	L600000101 CURVA COAXIAL 45° (M/F)	62.50
0257050400102	L600000102 JUNTA PASSA MURO (PARED.) 125	12.50
0257050410055	L600010055 PROLONG.COAXIAL (M/F) 1000MM	81.25
0257050410056	L600010056 CURVA 80/125 IX-COND+FUT50	62.50
0257050410057	L600010057 CURVA COAXIAL 45° (M/F)	62.50
0257050410111	L600010111 CONEXAO COAXIAL VERT.FUT.N-50	81.25

ACESS.P/CALD.MURAIAS GAS DOMEST.80 SEPAR.

0257050500104	L600000104 KIT STAN.TUBOS SEPARADOS EST	131.25
0257050500105	L600000105 PROLONG.COAXIAL (M/F) 2000MM	75.00
0257050500106	L600000106 PROLONG.COAXIAL (M/F) 1000MM	37.50
0257050500107	L600000107 PROLONG.COAXIAL (M/F) 500MM	25.00
0257050500108	L600000108 CURVA COAXIAL 90° (M/F)	25.00
0257050500110	L600000110 CURVA COAXIAL 45° (M/F)	25.00
0257050500112	L600000112 GRELHA SAIDA DE AR	12.50
0257050510062	L600010092 PROLONG.COAXIAL (M/F) 1000MM	37.50
0257050510064	L600010064 CURVA COAXIAL 90° (M/F)	25.00
0257050510065	L600010065 CURVA COAXIAL 45° (M/F)	25.00
0257050510110	L600010110 KIT SEPAR.CALD.ASPIR.EVAC.80	18.75

KITS SAIDA GASES REPOSIÇÃO P/CALD.MURAIAS

0257050201	L600000082 KIT REPOSIÇÃO 60/100 TAURA D	131.25
0257050202	L600010114 KIT REPOSI.60/100 IXCONDENS	143.75

KITS SAIDA GASES STANDARD P/CALD.MURAIAS

0257050101	L600000083 KIT STAND+C90° 60/100 TAURA D	93.75
------------	--	-------



+351 244 800 160
+351 244 802 323



geral@canalcentro.pt
info@canalcentro.pt



R. do Bailadouro s/nº,
2410-211 Pousos

 **canalcentro**

0257050102	L600000117 KIT STAND.60/100+C90° NINFA	93.75
0257050103	L600010043 KIT STAND+C90° 60/100 IX-COND	106.25
0257050104	L600010108 KIT STAND1MT+CUR 60/100 FUT50	112.50

MODULOS TERMICOS CON**ACESSORIOS DE REGULAÇÃO P/ MODULOS TERM.**

0257060700135	L600000135 CRONOTERMOST.MODUL.CRM	200.00
0257060700136	L600000136 CRONOTERM..MODUL.S/FIOS CRM	268.75
0257060710094	L600010094 SONTA Tª CONTROL	43.75
0257060710113	L600010113 SONTA EXTERIOR	37.50
0257060710116	L600010116 CENTRALINA GESTAO EXTERNA	506.25

ACESSORIOS HIDRAULICOS P/MODULOS TERM.

0257060510090	L600010090 AGULHA HIDRAUL.FUTURIA POWER	3418.8
0257060510092	L600010092 KIT FLANGE CONEX.FUTURIA N P	337.50
0257060510093	L600010093 KIT HIDRAULI.FUTURIA N 80-125	462.50
0257060510095	L600010095 KIT COLECTOR HIDRAULI.1ªCALD.	1131.3
0257060510096	L600010096 KIT EXT.COLECT.HIDRAUL.2ªCALD	725.00
0257060510097	L600010097 KIT ESTRUT.SUPORTE 1ª CALD.	600.00
0257060510098	L600010098 KIT ESTRUT.SUPORTE 2ª CALD.	350.00
0257060510099	L600010099 KIT FLANG.CONEX.FUTUR.N80-125	268.75
0257060510115	L600010115 KITCONEX.ACUMUL.EXT.FUTUR.N50	231.25

**ACESSORIOS SAIDA GASES P/MODULOS TERM.**

0257060610091	L600010091 ADAPTA.SAIDA GASES FUTN80/125	125.00
0257060610100	L600010100 KIT SIFAO DESCARG.COND.DN200	631.25
0257060610101	L600010101 KIT SIFAO DESCARG.COND.DN300	1287.5
0257060610102	L600010102 KIT COLECTOR FUMOS DN200	487.50
0257060610103	L600010103 KIT COLECTOR FUMOS LIN.DN300	850.00
0257060610104	L600010104 KIT CURVA 90.PPs (M-H) DN 200	618.75
0257060610105	L600010105 KIT CURVA 90.PPs (M-H) DN 300	1356.3
0257060610106	L600010106 KIT PROLONG.1M PPs(M-H) DN200	187.50
0257060610107	L600010107 KIT PROLONG.1M PPs(M-H) DN300	862.50
0257060610112	L600010112 SAIDA GASES DN 80 1 MT C/TERM	90.00

CALD.CHÃO COND.ALTA POT.FUTURIA N POWER

0257060201	CALDEIRA CHAO FUTURIA POWER 80 SÓ AQ.GN	7800.0
0257060202	CALDEIRA CHAO FUTURIA POWER 80 SÓ AQ.GPL	7800.0
0257060203	CALDEIRA CHAO FUTURIA POWER 125 SÓ AQ.GN	9985.0
0257060204	CALDEIRA CHAO FUTURIA POWER 125 SÓAQ.GPL	9985.0
0257060205	CALDEIRA CHAO FUTURIA POWER 160 SÓ AQ.GN	12065
0257060206	CALDEIRA CHAO FUTURIA POWER 160 SÓAQ.GPL	12065
0257060207	CALDEIRA CHAO FUTURIA POWER 250 SÓ AQ.GN	18000
0257060208	CALDEIRA CHAO FUTURIA POWER 250 SÓAQ.GPL	18000

CALD.MURAI CONDENS.ALTA POTEN.FUTURIA N

0257060101	CALDEIRA MURAL FUTURIA N 50 SÓ AQUEC.GN	4015.0
0257060102	CALDEIRA MURAL FUTURIA N 50 SÓ AQUEC.GPL	4015.0
0257060103	CALDEIRA MURAL FUTURIA N 80 SÓ AQUEC.GN	4770.0
0257060104	CALDEIRA MURAL FUTURIA N 80 SÓ AQUEC.GPL	4770.0
0257060105	CALDEIRA MURAL FUTURIA N 125 SÓ AQUEC.GN	6772.5
0257060106	CALDEIRA MURAL FUTURIA N125 SÓ AQUEC.GPL	6772.5

PECAS P/CALDEIRAS LA**PECAS P/OUTROS MODELOS LAMBORGHINI**

0257301201	04555930 PERMUTADOR AQS SEL 33C VIT	253.46
0257301202	FOTOCELULA PELLETS ECO 3.4P-SUNP7	60.91

PEÇAS P/CALDEIRAS CHAO GASTER LAMB.

02573010003	F39813880 VALVULA GAS GASTER N	235.22
0257301001	F36702260 ELECTRODO ACENDIM.GASTER P53	19.80
0257301002	F36702270 ELECTRODO IONIZ.GASTER P54	19.80
0257301003	FEI39803640 CENTRALINA GASTER AW	195.25
0257301004	04557780 THERMOST.DOUBLE M-PREX-BIG-GASTE	47.13
0257301005	FEI39813610 CENTRALINA GASTER N-AW	252.04



0257301006	FEI34009090 INJECTOR EN M10 D. 2.80 MM	6.09
0257301007	FEI33700960 INJECTOR PILOTO G.N.	6.40
0257301008	1579330 ELETRODO DE ACENDIMENTO ERAS	39.00
0257301009	1579340 ELETRODO DE IONIZAÇÃO ERAS	34.53
0257301010	FEI39826985 PLACA CONTROLO PRINCIPAL AXE	467.94
0257301011	F38323560 PLACA DISPLAY AXE	93.51
0257301012	FEI39825330 VALVULA GAS GASTER L/LN	316.95

PEÇAS P/CALDEIRAS MURAIAS FUTURIA

0257300401	FEI39830280 GRUPO ELECT.FUTURIA 80-125	125.13
0257300402	F39836570 ANEL GN-D710-FUTURIA N50(1UN.)	15.00
0257300403	F39836580 ANEL GPL-D490-FUTURIA N50(1UNI	13.00
0257300404	F39830430 ANEL GN-D850-FUTURIA 80(1 UNI)	11.00
0257300405	F39838390 ANEL GPL-D580-FUTURIA 80(1UNI)	8.65
0257300406	F39830440 ANEL GN-D940-FUTURIA 125(1UNI)	21.22
0257300407	F39838400 ANEL GPL-D700-FUTURIA 125(1UNI)	21.22
025730041	FEI39830181 CHAMINÉ ENERGY 80	364.50
0257300410	F39830160 SONDA RETORNO FUTURIA 80-125	21.23
0257300411	F39830150 SONDA NTC-AQC+TST FUT.80-125	19.90
0257300412	F39830390 VALULA.GAS FUTURIA N80 80-160	SobConsulta
0257300413	FEI39841742 CORPO COMPLETO ENERGY 80	3208.6
0257300438	F39829332 PL.ACEND.FUTURIA N50-80 80-160	203.39
0257300439	FEI3980F480 CENTRALINA FUTURIA FUT125	325.00
0257300439808263	CENTRALINA+DISPLAY FUTURIA N50-39808263	285.74
0257300440	FEI39829343 PCB.DISPLAY FUTUR N50-80-125	269.88
0257300441	F39811480 INTERRUPTOR ON/FON FUTURIA	12.88
0257300442	FEI39821530 SONDA AQC+TST FUTURIA	21.67
0257300443	FEI39814180 QUEIMAD.CERAMICO N50 FUTURIA	343.28
025730044551710	4551710 CAMERA SECA CER 45/60/80	SobConsulta
025730044556480	4556480 PLACA 2 RELES DUO-SEL33B-SEC30B	55.87
0257300450	398411670FLUXOSTATO PLAST.FUTURIA 80-125	80.33
0257300452	FEI39832360 GRUPO ELECTRODOS FUTURIA N	46.32
0257300453	FEI39822180 PLACA CONDENSAÇÃO FUTURIA N	167.09
0257300454	FEI39829333 CENTRALINA ACEND.FUTUR 50/80	283.97
0257300455	FEI39822180 PERMTUDOR 20 PLACAS CONDENS	167.09
0257300456	FEI39810670 QUEIMADOR CERAMIC FUTURI N35	195.00
0257300457	FEI39829210 VENTILADOR FUTURIA N 50	530.16
0257300458	FEI39830380 VENTILADOR FUTURIA 125/250	1330.5
0257300459	FEA33015550 SONDA DE FUMOS COND.80/125	9.35
0257300460	FEI39830370 VENTILADOR FUTURIA N 80	884.00
0257300461	FEI39807860 JUNTA SIFAO ECONCEPT 51A	23.24
0257300462	FEI39829200 JUNTA VENTIL. ECONCEPT 51A	14.02
0257300463	FEI3980E680 CABO ELECT ACENDIM FUTURIA	31.13
0257300464	FEI3980E690 CABO IONIZACAO FUTURIA	29.30
0257300465	FEI39829180 JUNTA RECOLHA CONDENS F N50	26.78
0257300466	FEI39806250 JUNTA QUEIMADOR FUTURIA N50	36.10
0257300467	FEI39843370 BANDEJA CONDENS FUTURIA N50	248.78
0257300468	FEI39829170 JUNTA SAIDA HUM ENER TOP70	19.25
0257300469	FEI39806310 ORING CORPO CALD IXC (10UN)	24.37
0257300470	FEI39829191 CORPO FUTURIA N50	982.44

PEÇAS P/CALDEIRAS MURAIAS IX-CONDENS.

0257300301	F39821530 SONDA NTC DUPLA IX CONDENS.	21.65
02573003010	FEI39810340 SONDA HUMUS FUTURIA-N/IXCOND	65.50
0257300302	F39828210 VALVULA 3 VIAS IX CONDENS	104.40
0257300303	F39808980 VALVULA ENCHIM.IX CONDENS.	26.05
0257300304	F39818270 VALV.SEG.3BAR IX CONDENS.	19.70
0257300305	F39809690 VASO EXP. 10LT IX35 CONDENS.	116.18
02573003050	FEI39800960 VASO EXPANSAO IXCONDENS.25C	149.91
0257300306	F39810220 SONDA NTC AQUECIM.IX COND.	15.54
0257300307	F39820900 BOMBA CIRC.15-60 IX COND	330.07



02573003070	39818450 BOMBA WILO IXCONDENS.25C	311.92
0257300308	PLACA COMANDO IX COND.F39835000	296.29
0257300309	F39835010 PLACA DISPLAY IS COND.	105.01
0257300310	FEI39820450 FLUXOSTATO AQS IX COND.	65.50
0257300311	FEI39832360 KIT ELECTRODO IX COND.	46.32
0257300312	FEI39810340 Sonda NTC FUMOS IX COND.	31.28
0257300313	F39828200 ANEL INJ.GPL35KW IX COND.	17.20
0257300314	F39828130 ANEL INJ.GN 35KW IX COND.	17.20
0257300315	F39828090 ANEL INJ.GN 25KW IX COND.	17.20
0257300316	F39828190 ANEL INJ.GPL 25KW IX COND.	17.20
0257300317	FEI39828050 BLOCO GAS IX COND.	191.95
02573003171	BLOCO GAS FUTURIA N50	SobConsulta
02573003172	CX.ACENDIMENTO FUT 50 DBM 12KC	SobConsulta
0257300318	F39828160 KIT VENTURI 35 KW IX COND.	20.44
0257300319	F39828060 VENTILADOR IX COND.	370.70
0257300320	3739810340 Sonda (FUMOS) PERMUT.ISCOND.	12.75
0257300321	FEI39829110 PERMUTADOR AQS IXCOND.25KW	145.47
0257300322	39830841 PERMUTADOR PRIMAR.25KW IX.COND.	402.00
0257300323	FEI39818260 PRESSOSTATO IXCOND.0.75 BAR	26.00
0257300324	39830560 GRUPO RETORNO PLAST.IXCOND.	39.83
0257300325	39821660 SIFAO IXCOND.	31.00
0257300326	FEI39807910 QUEIMADOR CERAM COMP.IXCOND.	161.28
0257300327	39828040 GRUPO RECOLH.CONDENSADOS 25C	96.00
0257300328	FEI39841660 JUNTA PERMUT.PLACAS IX COND.	4.00
0257300331	F39828140 GRUPO RECOLH.CONDENSADOS 35C	130.00

PEÇAS P/CALDEIRAS MURAIIS NINFA LAMB.

0257300101	FEI39812190 VALVULA GAS TAURA-NINFA	180.78
0257300102	PLACA CONTROL NINFA 24-32 F398D4760	559.14
0257300104	04572790 VASO EXPANSAO XILO-INOVA-NINFA	89.13
0257300105	04503930 PURGADOR AUTOMATICO	20.67
0257300106	04555450 CENTRALINA IONO 800-23-02 INOVA	186.40
0257300107	0850896 PCB MODUL INECO SM 13703IN INOVA	194.53

PEÇAS P/CALDEIRAS MURAIIS TAURA D 24 MCS

0257300201	CENTRALINA TAURA B01 39841331	180.35
02573002011	F398D3542 CENTRALINA TAURA MF 10 FB	454.76
0257300202	39820080 HIDROMETRO TAURA B03	37.38
0257300203	FEI39818830 CABO Sonda ACC/ION TAURA	9.42
0257300204	FEI39819431 ELECTRODO ACC/ION TAURA D09	18.69
0257300205	39837660 PERMUTADOR BITERMICO 24KW C06	491.56
0257300206	ORING VEDANTE TAURA C05 39837690	6.32
0257300207	ORING TAURA C03 39837700	5.00
0257300208	FEI39819550 SENSOR NTC AQUEC.TAURA C08	11.02
0257300209	FEI39810230 SENSOR NTC AQS TAURA C09	19.22
0257300210	FEI39818260 PRESSOSTATO AGUA TAURA C12	26.00
0257300211	FEI39818270 VALVULA SEG.3 BAR TAURA C13	19.70
0257300212	FEC 30015300 FLUXOSTATO AQS TAURA	57.69
0257300213	FEI39819560 VALVULA ENCHIM.TAURA C15	43.67
0257300214	KIT 5 FILTROS AQS TAURA C16 39813230	8.43
0257300215	KIT 5 VALV.N/R TAURA C17 39818230	52.00
0257300216	FEI39827800 VASO EXP.7 LT TAURA C07	165.54
0257300217	KIT VEDANTES TAURA C01 39838050	10.53
0257300218	FEI39818450 BOMBA CIRC.15-50 TAURA C10	311.92
0257300219	KIT VENTURI TAURA D02 39808471	6.52
0257300220	FEI39817550 VENTILADOR FUMOS TAURA D05	155.38
0257300221	FEI39841320 BLOCO GAS TAURA SGV100 D12	173.76
0257300222	CABLAGEM COMPETA TAURA B04.39841280	29.25
0257300223	PAINEL FRONTAL TAURA B02.39844280	26.00
0257300224	LIGADOR CURVO TAURA VASO BOMBA	20.90
0257300225	LIGADOR COBRE BLOCO GAS RÉGUA TAURA	19.87



0257300226	REGUA TAURA P/11 INJECTORES	46.00
0257300227	REGULADOR CAUDAL TAURA-NINFA 24 39813010	SobConsulta
0257300228	F39818280 VALVULA ENCHIM.TAURA 24/32	44.69
0257300229	FEC3001530 FLUXOSTATO AQS TAURA D	57.69
0257300230	FEI39841332 CENTRALINA TAURA D	314.84
0257300231	FEA33015540 SONDA AQC+TST	21.35
0257300232	FEI39820902 CIRC TAURA/NINFA 32 IXCON 35	285.06

PRODUTOS DE LIMPEZA LAMBORGHINI

0257300500	08902950 LIQ.LIMPEZA PERMUT.ALUMINIO	23.35
0257300501	FECLEANF9A LIQ.LIMPEZA ALCALINO CAM.COND	17.98
0257300502	FECLEANF9B LIQ.LIMPEZA ACIDO CAM.COND	17.98

CALDEIRAS P/AQUECIMENTO "VULCANO"**ACUMULADORES VULCANO****ACUMULADORES VULCANO A GAS**

025404020190	TERMOACUMULADOR GAS S190 KP31	925.00
02540402190	TERMOACUMUL.GAS VULCANO S190KP 190L	713.28

COMPLEMENTOS DIVERSOS P/ENERGIA SOL**ACESSORIOS DIVERSOS****ACESSORIOS DIVERSOS P/ SIST.SOLARES**

02341001DVSOL24	SETVEMODVSOL 24 L-VASO EXP-SUORTE-VALV	81.45
-----------------	--	-------

PRODUTOS ANTI-CONGELANTE

02340302005	LIQ.ANTICONGELANT GLICOL CONCENTRADO 5L	27.10
02340302010	LIQ.ANTICONGELANT GLICOL CONCENTRADO 10L	59.33
02340302020	LIQ.ANTICONGELANT GLICOL CONCENTRADO 20L	105.90

TERMOSONDAS NTC AVEL

02340304001	TERMOSONDA NTC 10K/25°, TUBO 6MM C/2M	9.50
-------------	---------------------------------------	------

TERMOSTATOS DIVERSOS

023403030001	TERMOSTATO DIFER.SOLAR DANFOSS	187.97
023403030002	TERMOSTATO OSAKA F1+NTC1D	45.00
023403030003	TERMOSTATO DIFER.SOLAR HONEYWELL	100.70
023403030004	TERMOSTATO DIFER.SOLAR AVEL C/2 SONDAS	46.20
023403030005	TERMOSTATO OSAKA F10+NTC	33.00
023403030006	TERMOSTATO OSAKA M1+NTC	56.00
023403030411	RELE SUPERVISAO DE TENSAO 411RV12T223	41.16
023403030411B	BASE PARA RELÉ 11 PINOS 90	4.56
023403030412	DISJUNTOR 2 ROLOS 6 A	38.28
02340303S00	LTDC-17003 CONTROLADOR LTDC SOREL	178.00
02340303S01	MTDC-16005 CONTROLADOR SOLAR SOREL	145.00
02340303S02	74002 CONTROLADOR 8 ZONAS CALEONBOX	154.00
02340303S05	85220 SONDA PT1000-TT/S2 180° SOREL	13.90
02340303S08	77701 DATA-LOGGER SOREL	184.00
02340303S09	70004 TERMOST. AMBIENTE CALEON CLIMA WIF	188.00

BOMBAS BRV**BOMBAS BRV AQS**

0234180101	ECOPRO15-1/65RU BOMBA RE-AQS LOWARA	196.66
0234180105	BOMBA CIRCULADORA MINI PRO 25/80-180	224.00

COMPONENTES BRV**ACESSÓRIOS BRV**

02342029118520	118520-DN20 ADAPTADOR PARA COBRE 18 MM	5.92
02342029118525	118525 ADAPTADOR PARA COBRE 18 MM	7.16
02342029122520	122520-DN20 ADAPTADOR PARA COBRE 22 MM	3.88
02342029122525	122525 ADAPTADOR PARA COBRE 22 MM	4.70

CAUDALIMETROS BRV

0234202000	04654DN15-12 CAUDALIMETRO 1 2-12 L/MIN	24.65
0234202001	04654DN15-38 CAUDALIMETRO 1 8-38 L/MIN	24.90
0234202002	03654DN15-38 CAUDALIMETRO 3/4 8-38 L/MIN	24.26
0234202003	MP4M/8-38 L/MIN CAUDALIMETRO C/VAL ENCH	53.50



0234202003654DN15	03654DN15-12 CAUDALIMETRO SOLAR	27.98
0234202004	04654DN15P-38 CAUDALIMETRO 1 8-38 L/MIN	26.31
0234202005	04654DN15P-38 CAUDALIMETRO 11/4 8-38 L/MIN	26.31
0234202005654DN20	05654DN20-XX REGULADOR DE CAUDAL EM LINHA 654 11/4	41.60
SEPARADORES HIDRAULICOS BRV		
023420026914	6914-SEPARADOR HIDRAULICO 2+4 C/ISOL.BRV	184.00
VALVULAS TERMOTASTICAS BRV		
023420010000005799	05799 MM-MIST.TERMOST.1 1/2 C/JUNC. 11/4	219.01
023420010000006796	06796 MM-MIST.TERMOSTATICA 11/2	193.23
023420010372918	03729-3560-1.8 MIST.TERMOSTATICA 3/4	50.46
0234200103739F340	03739-F3-4.0 VÁLVULA TERM. PAV. RADIANTE	103.45
0234200103779170S	03779-1.7-S MIST.TERMOSTATICA 3/4 SOLAR	77.70
0234200104736F3	04736-F3 VÁLVULA TERM. PAV. RADIANTE	85.19
0234200110373617	103736-1.7 KIT DESVIADOR SOLAR MODUSOL	183.82
COMPONENTES HIDROTER		
VALVULAS EQUILIBRIO TACONOVA		
023450012231209	223.1209.000 VALV.EQUILIB.TACONOVA	41.55
COMPONENTES LOVATO		
GRUPOS HIDRAULICOS SOLARES		
02343001VR90	49078032 BIG MAVERICK VR-90 DN32 C/ BOMB	1124.8
COMPONENTES P/SISTEM		
CRONOTERMOSTATOS		
02348003112643	CRONOTERMOSTATO FRIO/CALOR VS30W	74.30
02348003112644	CRONOTERMOS.AMBIENTE FRIO/CALOR VS30B	77.60
TERMOSTATOS		
02348002112645	TERMOSTATO FRIO /CALOR VS35W S00112645	68.80
02348002112646	TERMOSTATO FRIO /CALOR VS35B S00112646	72.80
02348002999868	RELÉ RADIOFREQUENCIA RR868 S00999 868	72.60
CONTROLADORES SOREL		
CONTROLADORES SOLARES SOREL		
0234250110203	10203 CENTRAL SOLAR SDTC C/2 SONDAS	110.96
0234250116205	16305 CENTRAL SOLAR MTDC C/3 SONDAS	178.77
DISSIPADORES SOLARES		
DISSIPADORES SOLARES TECNA		
02343501001	2512000001 DISSIPADOR SOLAR AC-12 3/4CV	1047.6
GRUPO DE MISTURA P/R		
GRUPO DE MISTURA C/ SERVOMOTOR		
023405023160049	3160049 GRUPO MISTU.P/RADIA.C/SERVOMOTOR	754.56
023405025570388	5570388 GRUPO MISTU.P/RADIANTE 0-10V	589.03
GRUPO DE MISTURA PONTO FIXO		
023405013160046	3160046 GRUPO DE MISTURA PONTO FIXO	666.38
SISTEMAS SOLARES		
KITS SOLARES INOX		
023440022002P120	KIT SOLAR INOX 200LT 2PERM. 1P 2M2	1692.3
023440023002P220	KIT SOLAR INOX 300LT 2PERM. 2P 4M2	2302.3
KITS TERMOSIFAO IMMERGAS		
0234410101	PAINEL SOLAR P/TERMOSIFAO IMMERGAS 2X1	SobConsulta
SISTEMAS SOLARES COMPLETOS "SOLAHART"		
0234400103	RESISTENCIA ELECTRICA 1.8 KM SOLAR	50.00
0234400110	KIT C/RESISTENCIA COMPLETO RIGSUN	SobConsulta
SISTEMAS SOLARES BR		
SISTEMAS SOLARES "BRV"		
02341901103641SB	103641SB-12-P6 GRUPO SOLAR 1 VIA S/CENTR	226.26
02341901303DSB	303DSB-38-P6 GRUPO SOLAR 2 VIAS C/SEPAR.	307.70
02341901S1010025	ESTACAO SOLAR S1 SOLAR 10 3/4M 2-12 PST6	398.90
02341901S2S301	GRUPO SOLAR 2V S2 SOLAR 3 S/CENTRALINA	288.92



02341901ST256	CIRC.WILO PARA ST 25/6 PWMP/GRP 1V BRV	168.75
SISTEMAS SOLARES TM		
ACESSORIOS PARA ESTACOES SOLARES		
023404204700057	4700057 SEPARADOR AR GRUPO HIDR. 3/4X3/4	42.58
023404204700183	4700183 TERMOMETRO AZUL P/ ESTAÇÃO SOLAR	18.69
023404204700184	4700184 TERMOMETRO VERM.P/ ESTAÇÃO SOLAR	18.69
023404204700267	4700267 CAUDALIMETRO P/GRUPO SOLAR 1-10	91.53
023404204700268	4700268 CAUDALIMETRO P/GRUPO SOLAR 8-30	87.02
ESTACOES SOLARES C/VARIACAO EXTERIOR		
023404014700379	4700439 EST.SOL.2 VI.C/VAR.EXT.1-10L/MIN	315.00
023404014700380	4700380 EST.SOL.2 VI.C/VAR.EXT.8-30L/MIN	315.00
VALVULAS ESF.P/ESTACAO SOLAR		
02340403025025	4700270 4745VR VAL.ESFERA FF 3/4X3/4	19.57
02340403025032	4700271 4745VM VAL.ESFERA FF 3/4X1	24.06
SOLAR TERMICO		
JOGOS DE LIGAÇÃO STANDARD DUOSOLAR VA		
0234020206	JOGO 4 PORCAS+JUNTAS DN16 DUOSOLAR	11.94
0234020207	JOGO 4 PORCAS+JUNTAS DN20 DUOSOLAR	16.58
0234020209	JOGO 2 CASQ. DN 16 MM DUOSOLAR	8.62
0234020210	JOGO 2 CASQ.DN20MM DUOSOLAR	14.43
SISTEMAS LIGAÇÃO RAPIDA DUOSOLAR VA		
0234020103	LIG.RAPIDA DUOSOLAR DN20 X 3/4 M. 1UND	20.00
0234020113	LIG.RAPIDA DUPLA DUOSOLAR DN16 1 UND	18.05
0234020114	LIG.RAPIDA DUPLA DUOSOLAR DN20 1 UND	28.64
COMPONENTES		
CALDEIRAS ACV		
CALDEIRAS E-TECH "ACV"		
02460103009	CALDEIRA ELECTRICA E-TECH W 09	SobConsulta
02460103015	CALDEIRA ELECTRICA E-TECH 15	SobConsulta
CALDEIRAS ELECTRICAS		
CALDEIRA ELECTRICA GIALIX		
02461201016MT	132619 CALDEIRA ELETTRIC GIALIX 16MT+TRIF	2100.0
EQUIP.AR CONDICIONADO "HIYASU"E"FUJ		
ACESSORIOS P/EQUIP.A		
ACESSORIOS EM LATAO P/MONT.AR CONDICION.		
02643001001	CASQUILHO LATÃO REF.U2-4 1/4X1/4 SAE	SobConsulta
02643001002	CASQUILHO LATÃO REF.U2-5 5/16X5/16 SAE	SobConsulta
02643001003	CASQUILHO LATÃO REF.U2-6 3/8X3/8 SAE	SobConsulta
02643001004	CASQUILHO LATÃO REF.U2-8 1/2X1/2 SAE	SobConsulta
02643001005	CASQUILHO RED. UR2-64 MM 3/8 SAE X1/4 SAE	SobConsulta
02643001006	CASQUILHO RED. UR2-86 MM 1/2 SAE X3/8 SAE	SobConsulta
02643001020	PORCA LATAO 1/4 SAE NS4-4	SobConsulta
02643001021	PORCA LATAO 3/8 SAE NS4-6	SobConsulta
02643001022	PORCA LATAO 1/2 SAE NS4-8	SobConsulta
02643001023	PORCA REDUÇÃO M5/16 F1/4 LATAO	SobConsulta
02643001024	PORCA REDUÇÃO M3/8 F1/2 LATAO	SobConsulta
02643001025	PORCA REDUCAO M 1/2 F 3/8	SobConsulta
02643001040	UNIAO FEMEA REF.U406 F/F 3/8X3/8	SobConsulta
02643001041	UNIAO REDUCAO REF.R32 1/4X1/2	SobConsulta
02643001042	UNIAO REDUCAO F3/8XM1/2 SAE REF.4888	SobConsulta
026430010420	UNIAO GIRATÓRIA 1/4X1/4 F. US4-4	SobConsulta
02643001043	UNIAO GIRATÓRIA 1/2X1/2 F.	SobConsulta
02643001050	VALVULA CARGA SOLDAR 1/4" C/PNTA SA-04	SobConsulta
02643001051	VALVULA CARGA 1/4 SAE C/ROSCA	SobConsulta
02643001060	GUARNICAO ANEL COBRE 1/2" B2-8	SobConsulta
02643001061	GUARNICAO ANEL COBRE 3/8 B2-6	SobConsulta
02643001062	GUARNICAO ANEL COBRE 1/4	SobConsulta



02643001070	VEDANTE P/ MANGUEIRA 1/4	SobConsulta
02643001075	VEDANTE P/MANGUEIRA R410	SobConsulta
02643001080	CONJ.MANGUEIRA E MANOMETRO R407	SobConsulta
02643001081	MANTA P/ISOLAMENTO AR CONDICIONADO	SobConsulta
026430010810	TAMPA LATAO F 5/16 SAE	SobConsulta
02643001082	UNIAO F/F 1/4 SAE U4 -4	SobConsulta
02643001083	FILTRO SECADOR 1/4 M/M BI-FLUXO	SobConsulta
02643001084	FILTRO SECADOR 3/8 BI-FLUXO	SobConsulta
02643001090	VISOR DE LIQUIDO MF 3/8	SobConsulta
0264300184	9AGF01960 FILTRO ATIVO POT.ACTPM VC.00	231.00
0264300185	9AGF02086 PLACA POTENCIA K04BA-0505HUE-P	SobConsulta
0264300186	9AGF01935 PLACA CONTROL K004AW-0602HUE-C	SobConsulta
0264300187	9AGF05692 PLACA POTENCIA K04BA-0505HUE	195.87
0264300188	9AGF05831 PLACA CONTROL K004AW-0602HUE	604.40

APOIOS E PES ANTIVIBRATICOS P/AR CONDIC.

02643002SG40	PE ANTIVIBRATICO DN40 SG40 PACK 4	7.75
02643002SG60	PE ANTIVIBRATICO DN60 SG60 PACK 4	16.25
02643002T4003475	APOIO ANTIVIBRATICO ROSC.DUPL.M8 PACK4	5.00

CAIXAS PRE-INSTALAÇÃO

0264200201	CAIXA PRE-INSTALAÇÃO C/ESGOTO	5.00
02642002010	CAIXA PRE-INSTALAÇÃO EXTERIOR A.C.	3.44
026420020100	CAIXA PRE-INSTALAÇÃO EXT. A.C.GRANDE	7.22
02642002012	CAIXA PRE INSTAL.FANCOIL MURAL 27X18 CMS	3.50
02642002016	ROLO MANGUEIRA ESGOTO 16MM(30MT)	27.00
02642002018	ROLO MANGUEIRA ESGOTO 18MM(30MT)	30.90
02642002020	ROLO MANGUEIRA ESGOTO 20MM(30MT)	37.50
0264200205	KIT LIGAÇÃO BOMBA CALOR	106.92
0264200206	APOIOS CILIND.C/ROSCA P/BOMBA DE CALOR	34.61
02642002CSS16	JOELHO P/AR COND.CSS16 90 BRANCO	3.08
02642002CSS18	JOELHO P/AR COND.CSS18 90 BRANCO	3.20
02642002CSS20	JOELHO P/AR COND.CSS20 90 BRANCO	3.41
02642002MSS16	UNIAO FF P/AR COND.MSS16 BRANCO	2.70
02642002MSS18	UNIAO FF P/AR COND.MSS18 BRANCO	2.80
02642002MSS20	UNIAO FF P/AR COND.MSS20 BRANCO	2.92
02642002YSS16	DERIVAÇÃO P/AR COND.YSS16 3 VIAS BRANCO	3.78
02642002YSS18	DERIVAÇÃO P/AR COND.YSS18 3 VIAS BRANCO	3.92
02642002YSS20	DERIVAÇÃO P/AR COND.YSS20 3 VIAS BRANCO	4.18

MATERIAIS DE LIMPEZA P/AR CONDICIONADO

026420078004	PASTILHAS P/TRAT.LEGIONELA SANITAB	45.80
0264200790003	SPRAY DESINFETANTE DESICAR	28.00
026420079001	RENOVADOR ATMOSFERA MENTABACT	31.00
026420079004	ESPUMA DE LIMPEZA SANICLEAN	27.40

PEÇAS P/AR CONDICIONADO

02642010003	CONDENSADOR PERMANENTE 50 MF 400V	20.00
02642010004	CONDENSADOR PERMANENTE 65 MF 400V	20.00
02642010005	PONTE RECTIFICAD.D15XB60-7000 P/INVERTER	19.82
02642010009AHH0321	INDICADOR PCB 9AHH0321	55.00
02642010009AHH0367	PLACA RECEPTORA 9AHH0367	55.00
026420103ICE9021	PAINEL DE CONTROLO REMOTO CRAE/RA	275.40
026420103ICE9022	CONTROLO CONDENSAÇÃO-20 CSAE/RA 91-15	SobConsulta
026420109ACT0140	VALV.EXPANSION TX3-H66 CRAE/WP 31/41	SobConsulta
026420109ACT0557	PRESSOSTATO DE BAIXA SPL DWFK2.5-3.5	32.00
026420109ACT0850	9ACT0850 VENTILADOR A6E630-AO01-01	SobConsulta
026420109ACT1143	9ACT1143 RESISTENCIA CARTER 90W 230V	SobConsulta
026420109ACT90033	CENTRALINA ST542 HIYASU 9ACT90033	872.23
026420109AGF01415	9AGF01415 COMANDO AR CONDICIONAD.FUJITSU	112.41
026420109AGF01726	9AGF01726 VALVULA EXPANS.ASH12UI	35.28
026420109AGF02049	PLACA CONTROL K06AK-0601HSE-C1	142.56
026420109AGF02521	9AGF02521 PLACA CONTROLO ASH9UIFLACM	220.70



026420109AGF03572	MOTOR VENTILADO AOY36LNAWL	230.00
026420109AGF03611	PLACA POTENCIA AUHF18 LBL KOGAL 080	128.00
026420109AGF04371	9AGF04371 CABEÇOTE VAL.EXPANS.ASH12UI	61.00
026420109AGF8362	9AGF8362 VALVULA EXPANSAO	SobConsulta
026420109AHH0003	9AHH0003 MODULO POTENC.INVERT.003+1352	SobConsulta
026420109AHH0043	9AHH0043 TRANSFORMER HSU-09CW03/RI	10.31
026420109AHH0048	9AHH0048 Sonda DUPLA TEMP.EUROPE ECO	22.08
026420109AHH0094	FILTRO PURIFICADOR 001 A2400059 P/ASE9UI	7.88
026420109AHH0147	PA P/HIYASU HOE97D03	18.50
026420109AHH0207	9AHH0207 PLACA CONTROLO EUR.ECO 12000	222.80
026420109AHH0367	9AHH0367 PLACA CONTROLO EUR.ECO 7000	49.91
026420109AHH0575	VALVULA 4 VIAS EUROPE ECO	51.68
026420109AHH0599	9AHH0599 MODULO ELETRICO COMPL.HOS18HU2i	180.00
026420109AHH0738	9AHH0738 MOTOR DE LAMELAS ASE9T2I	19.02
026420109AHH6462	9AHH6462 COMANDO A DISTANCIA AR COND.	SobConsulta
026420109ASF01149	9ASF01149 CONTROLLER PCB ASSY	SobConsulta
026420109ASM0750	9ASM0750 PLACA RECETORA ABS	SobConsulta
026420109ASM0777	9ASM0777 PLACA DE CONTROL	SobConsulta
026420109ASM1022	9ASM1022 COMANDO INFRA-VERMELHO	SobConsulta
026420109ASM1125	9ASM1125 EC MOTOR	SobConsulta
026420109IGP0008	9IGP0008 TAMPASUPERIOR	SobConsulta
026420109IGP0012	9IGP0012 FLUXOSTATO	27.00
026420109IGP0045	9IGP0045 TAMPASUPERIOR	SobConsulta

SUPORTES P/SPILT MURAL

02642001001	CINOBLOCO SUPORTE AR CONDIC.- CONJ.4 PF.	8.67
02642001002	SUP.METAL/PVC AR. COND.(365X490) PAR	30.00
02642001050961	CINOBLOCO DE CHAO (80KGS)	5.88
0264200109NI2034	CASQUILHO DUPLO 3/4 P/FLUXOSTATO	0.82
02642001400415	SUP.CHAPA ALUZINCO PEQ.(390X420) PAR	15.75
02642001400500	SUP.CHAPA ALUZINCO MED.(390X490) PAR	16.90
02642001400570	SUP.CHAPA ALUZINCO GRD.(450X550) PAR	20.30
02642001400571	CINOBLOCO INSTALPACK A-35 (3-35KGS)	3.83
02642001400572	CINOBLOCO INSTALPACK (90KGS)	5.44
02642001400573	CINOBLOCO INSTALPACK SG-90 (150-850KGS)	19.00
02642001400574	CINOBLOCO INSTALPACK SG40 (8-45KG) CHAO	4.30
026420019AGF02492	9AGF02492 PLACA INDICADORA K07BJ-0700HSD	47.65
02642001EPBS1000P	EPBS1000P BASE P/PAVIM. 1000X90X80H (PAR)	30.00
02642001EPBS450P	EPBS450P BASE P/PAVIM. 450X90X80H BL. (PAR)	15.00
02642001EPTPSGP	EPTPSGP TAMPON P/BASE PAVIMENTO 90X80H	2.00

ACESSORIOSP/EQUIP.EU**PLACAS EUOFRED**

02644001001	9AGF06354 PLACA CONTROL K06AK-1210HSE-C1	SobConsulta
02644001002	9AGF05044 PLACA CONTROL K06AL-1009HSE-P	SobConsulta
0264400101	9AMD0773 PLACA POTENCIA ASE18U2IM	SobConsulta
0264400102	9AMD1723 PLACA INVERTER ASE18U2IM	SobConsulta
0264400103	9AMD0996 PLACA CONTROLE ASE18U2IM	149.69
0264400105	9AGF4998 PLACA CONTROLE K06DY-0600HUE-C1	244.20
0264400106	9AGF01960 PLACA FILTRO ACT POT PM-601BSG	184.80
02644001120	9AMX0120 INTERRUPTOR	158.95

BOMBA CALOR PISCINA**BOMBAS CALOR PISCINA CONFORTLINE**

0264500401	B.CALOR PISC. CONFORTLINE BPNR07 INV.7KW	1292.8
0264500405	B.CALOR PISC. CONFORTLINE BPNR09 INV.9KW	1850.2
0264500407	B.CALOR PISC. CONFORTLINE BPNR13 INV13KW	2513.7
0264500409	B.CALOR PISC. CONFORTLINE BPNR17 INV16KW	3048.4
0264501001	WINTER COVER COMFORTLINE INVERTER 8 - 12.5KW	109.00

BOMBAS CALOR PISCINA INVERTER

0264500301	B. CALOR PISC. INVERT+ IPHR26 11KW MONF	2391.7
0264500303	B. CALOR PISC. INVERT+ IPHR33 13KW MONF	3132.7



+351 244 800 160
+351 244 802 323



geral@canalcentro.pt
info@canalcentro.pt



R. do Bailadouro s/nº,
2410-211 Pousos



0264500305	B. CALOR PISC. INVERT+ IPHR45 18KW MONF	3910.2
0264500307	B. CALOR PISC. INVERT+ LPHRSS 21KW MONF	4440.3
0264500309	B. CALOR PISC. INVERT.+ IPHR70 28KW MONF	5700.0
0264500311	B. CALOR PISC. INVERT+ IPHR70T 28KW TRIF	5700.0
0264500313	B. CALOR PISC. INVERT+ IPHRL00T36KW TRIF	6366.9
0264500330	MODULO WIFI P/BOMBA CALOR INVERTER+	277.02

BOMBAS DE CALOR HYA**BOMBAS DE CALOR CRAH/RA/WP**

026419033ICC0363	BOMBA CALOR CHA/K/WP/SP 182-P 54.1KW	SobConsulta
026419033ICC0364	BOMBA CALOR CHA/K/WP/SP 202-P 61.8KW	SobConsulta
026419033ICH0355	CRAH/RA/WP 51 CHILLER 410A	5389.0

BOMBAS DE CALOR CRAH/WP/SP

026419013IAG0603	BOMBA DE CALOR AQUATERMIC 3D 14KW TRIF.	SobConsulta
026419013IAM0004	UN.INTERIOR AQUI-160-V3T3	SobConsulta
026419013IAM0020	BOMBA DE CALOR AQUATERMIC V3140 14KW	SobConsulta
026419013IAM0035	BOMBA DE CALOR AQUATERMIC V3140 14KW TRI	SobConsulta
026419013IAM0036	UN.EXTERIOR AQUE-140-V3T3	SobConsulta
026419013ICC0361	B.CALOR CHA/K/WP/SP 131 33,2/41.6 KW	SobConsulta
026419013ICC0378	3ICC0378 CHA/IK/A/WP 71 MINI INV B.CAL	SobConsulta
026419013ICH348	31MX0003 BOMBA DE CALOR 3D AQU M 3D 45	5800.0
026419013IGP0001	BOMBA DE CALOR AQUATERMIC CRAA 20 5.4KW	SobConsulta
026419013IGP0002	BOMBA DE CALOR AQUATERMIC CRAA 30 8.2KW	SobConsulta
026419013IGP0003	BOMBA DE CALOR AQUATERMIC CRAA 45 11.3KW	SobConsulta
026419013IGP0005	BOMBA DE CALOR AQUATERMIC CRAA 85T 21KW	SobConsulta
026419013IGP0006	BOMBA DE CALOR AQUATERMIC CRAA 90 23KW	SobConsulta

BOMBAS DE CALOR CSAH/RA 91-151

026419043ICH0359	CSAH/RA/WP/SP/RA 91 CHILLER 410A	9093.0
026419043ICH0360	3ICC0360 CHA/K/WTP/SP 101 CHILLER C/HID.	11013

FAN COILS CHAO-TECTO**FAN COIL PAREDE EC "DAITSU"**

026417013IFD2006	FMCD-06 FAN COILS PAREDE	620.00
------------------	--------------------------	--------

GAMA COMERCIAL FUJIT**SPLIT CONDUTAS INVERTER**

026422013NGF3101	UNIDADE INTERIOR ACY35UIA-LA	SobConsulta
026422013NGF3102	UNIDADE EXTERIOR ACY35UIA-LA	SobConsulta

GAMA DOMESTICA FUJIT**MONO-SPLIT MURAL "FUJITSU" SERIE LCCE**

026421103NGF8755	ASY35 UI-LLCE SPLIT INVER 12000BTU MURAL	720.00
026421103NGF8756	UNIDADE INTERIOR ASY35UI-LLCE	SobConsulta
026421103NGF8757	UNIDADE EXTERIOR ASY35UI-LLCE	SobConsulta

MONO-SPLIT MURAL "FUJITSU" SERIE LF

026421043NGF8155	ASY50 UI-LF SPLIT INVERT 18000BTU MURAL	1450.0
026421043NGF8156	UNIDADE INTERIOR ASY50UI-LF	SobConsulta
026421043NGF8157	UNIDADE EXTERIOR ASY50UI-LF	SobConsulta

MONO-SPLIT MURAL "FUJITSU" SERIE LM/LMC

026421033NGF8121	UNIDADE INTERIOR ASY25UI-LM	SobConsulta
026421033NGF8122	UNIDADE EXTERIOR ASY25UI-LM	SobConsulta
026421033NGF8770	ASY35 UI-LMC SPLIT INVERT 12000BTU MURAL	915.00
026421033NGF8771	UNIDADE INTERIOR ASY35UI-LMC	SobConsulta
026421033NGF8772	UNIDADE EXTERIOR ASY35UI-LMC	SobConsulta
026421033NGF8775	ASY40 UI-LMC SPLIT INVERT 14000BTU MURAL	1305.0
026421033NGF8776	UNIDADE INTERIOR ASY40UI-LMC	SobConsulta
026421033NGF8777	UNIDADE EXTERIOR ASY40UI-LMC	SobConsulta

MONO-SPLIT MURAL "FUJITSU" SERIE LT

026421013NGF8676	UNIDADE INTERIOR ASY25UI-(ASYG09)	SobConsulta
026421013NGF8677	UNIDADE EXTERIOR ASY25UI-(AOYG09)	SobConsulta

MONO-SPLIT MURAL "FUJITSU" SERIE LU

026421023NGF8666	UNIDADE INTERIOR ASY25UI-LU	SobConsulta
026421023NGF8667	UNIDADE EXTERIOR ASY25UI-LU	SobConsulta
026421023NGF8671	UNIDADE INTERIOR ASY35UI-LU	SobConsulta
026421023NGF8672	UNIDADE EXTERIOR ASY35UI-LU	SobConsulta

MULTI SPLIT INVERTER**ACESSORIOS FUJITSU PARA AR CONDICIONADO**

026406159AGF04229	COMANDO A DISTANCIA AIRE	58.00
-------------------	--------------------------	-------

MULTI SPLIT INVERTER FUJITSU

026406053NGF8207	UNIDADE INTERIOR ASY25MI-LU 9000BTU	380.00
026406053NGF8279	UNIDADE EXTERIOR MULTI AOY50UI-MI3	1525.0
026406053NGF8285	UNIDADE INTERIOR ASY35MI-LM 12000BTU	300.00
026406053NGF8290	UNIDADE INTERIOR ASY20MI-LMC 7000BTU	260.00
026406053NGF8292	UNIDADE INTERIOR ASY35MI-LMC 12000BTU	320.00
026406053NGF8293	UNIDADE INTERIOR ASY40MI-LMC 14000BTU	405.00

MULTI SPLIT SERIE F

026407013NHY4005	ESPELHO MINICASSETTE HU12/14/18	SobConsulta
026407013NHY8219	ASH18UIF UNID.INT.PAREDE INVERT. SERIE F	627.00
026407013NHY8229	UNIDADE INTERIOR AUH 12L FREE MULT	SobConsulta
026407013NHY8229K	AUH12UIF CASSETTE INV.SERIE F	1003.0

SPLIT MURAL HIYASU**SPLIT MURAL EUROPE R410**

026401023NHH2005	ASE9U SPLIT MURAL EUROPE INT/EXT	525.00
026401023NHH2006	UNIDADE INTERIOR HSU-9UA (ASE9U)	SobConsulta
026401023NHH2007	UNIDADE EXTERIOR HOSU-9UA (ASE9U)	SobConsulta

VENTILOCONVECTORES**ACESSÓRIOS P/VENTILOCONVECTORES**

0264100531CE3406	KIT VALVULA 2 TUBOS 13-33	146.00
0264100531CE3413	TERMOSTATO MINIMA TME	16.00
0264100531CH3411	TERMOSTATO P/ VENTILOCONV.SERIE VPH	86.00
0264100531CC3412	COMANDO FANCOIL 3ICC3412	SobConsulta
0264100531CE3404	TABULEIRO CONDENSAD.P/KIT VALV.13-53	14.00
0264100531CE3405	TABULEIRO CONDENSAD.P/KIT VALV.63-73	10.00

VENTILOCONVECTOR CONDUTAS

0264100431FD5014	31FD5014 FAN COIL CONDUTA FDL-09EC	SobConsulta
0264100431FD5016	31FD5016 FAN COIL CONDUTA FDL-18EC	SobConsulta
0264100431FD5017	31FD5017 FAN COIL CONDUTA FDL-24EC	SobConsulta
0264100431FD5020	31FD5020 FAN COIL CONDUTA FDL-24B	SobConsulta
0264100431FD5025	31FD5025 FAN COIL CONDUTA FDWL-24R ECM	SobConsulta
0264100431FD5031	31FD5031 FAN COIL CONDUTA FDLA-18 TS 4T	SobConsulta
0264100431FD5033	31FD5033 FAN COIL CONDUTA FDLA-24 TS	493.00
0264100431FD5103	31FD5103 FAN COIL CONDUTA BAIXA SILUETA FDLA-12	SobConsulta
0264100431FD5104	31FD5104 FAN COIL CONDUTA BAIXA SILUETA FDLA-15	SobConsulta
0264100431FD5105	31FD5105 FAN COIL CONDUTA BAIXA SILUETA FDLA-18	SobConsulta
0264100431FD9014	31FD9014 KIT VALVULA 3 VIAS FDL	SobConsulta

VENTILOCONVECTOR TIPO CHAO-TECTO

0264100131CH3045	31CH3035 FAN COIL CHAO VP 53	SobConsulta
0264100131CH3046	31CH3036 FAN COIL CHAO VP 63	SobConsulta

EQUIPAMENTOS AR CONDICIONADO "MIDEA**MONO SPLIT GAMA COME****ARMARIO VERTICAL**

02690207MFM24	ARMARIO VERTI. MFM-24HRFN1-QRD 24000BTU	1980.0
02690207MFM24E	UN EXTER. MOCA30U-24HRFN1-QRD0	SobConsulta
02690207MFM24I	UN INTERIOR MFM-24HRFN1-QRD0	SobConsulta

COMANDOS E CONTROLOS

0269022002	CONTROLADOR CABO KJR-12B/DP(T)-E	112.00
------------	----------------------------------	--------

UNIDADE SPLIT CASSETTE 4VIAS DC INVERTER

0269020312HFN1	UNID. EXTERIOR MOU-12FN1-QD0	SobConsulta
----------------	------------------------------	-------------



0269020312HRFN1	UND.INTERIOR MCA3U-12FNXD0	SobConsulta
0269020318HFN1	MOB30U-18HFN1-QRD0 CONDENSADOR	SobConsulta
0269020318HRFN1	MCD-18HRFN1-QRD0 EVAPORADOR	SobConsulta
0269020355HFN1	MOE30U-55HFN1-RRD0 UNID.EXTERIOR	SobConsulta
0269020355HRFN1	MCD-55HRFN1-QRD0 UNID. INTERIOR	SobConsulta
02690203A924TMBQ02	T-MBQ-02C1 FRONT PAINEL	SobConsulta
02690203A924TMBQ03	T-MBQ-03C3 FRONT PAINEL	SobConsulta
02690203A924TMBQ4	A924T-MBQ4-03E FRONT PAINEL	SobConsulta
02690203MCA18	SPLIT CASSETE R32 MCA3U-18FN8C8-QD 5.2KW	1420.0
02690203MCA18I	UN INTERIOR MCA3U-18FNXD0	SobConsulta
02690203MCA3U12	SPLIT CASSETE R410 MCA3U-12FN1D0 3.5KW	1125.0
02690203MCD18	SPLIT CASSETE R32 MCD-18FN8D0 5.4KW	1420.0
02690203MCD18HRFN1	MCD-18HRFN1-QRD0 SPLIT CASSETE 18000BTU	1420.0
02690203MCD18I	UN INTERIOR MCD-18FNXD0	SobConsulta
02690203MCD24	SPLIT CASSETE R32 MCD-24FN8D0 7KW	1912.0
02690203MCD24I	UN INTERIOR MCD-24FNXD0	SobConsulta
02690203MCD48	SPLIT CASSETE R32 MCD-48FN8D0 9KW	3083.0
02690203MCD48I	UN INTERIOR MCD-48FNXD0	SobConsulta
02690203MCD55	MCD-55HRFN1-QRD0 SPLIT CASSETE 55000BTU	3667.0
02690203MOU18E	UN EXTERIOR MOU-18FN8-QD0	SobConsulta
02690203MOU24E	UN EXTERIOR MOU-24FN8-QD0	SobConsulta
02690203MOU48E	UN EXTERIOR MOU-48FN8-RD0	SobConsulta

UNIDADE SPLIT CONDUTAS A6 INVERTER

02690205MOU18E	UN EXTERIOR MOU-18FN8-QD0 -R32	SobConsulta
02690205MTI18	SPLIT CONDUTAS R32 MTI-18FN8D0 5.2KW	1516.0
02690205MTI18I	UN INTERIOR MTI-18FNXD0 -R32	SobConsulta

UNIDADE SPLIT CONSOLA CHAO DC INVERTER

02690201MFAU12	SPLIT CHAO MFAU-12FN8D0 12000BTU	966.00
02690201MFAU12I	UNID.INTERIOR MFAU-12FNXD0	SobConsulta
02690201MFAU16	SPLIT CONSOLA CHAO MFAU-16FN8D0 4.8Kw	1333.0
02690201MFAU16I	UN INTERIOR MFAU-16FNXD0-R32	SobConsulta
02690201MOU12E	UNID.EXTERIOR MOU-12FN8-QD6	SobConsulta
02690201MOU18E	UNID.EXTERIOR MOU-18FN8-QD0	SobConsulta

UNIDADE SPLIT TETO/CHAO DC INVERTER

02690202MOU24E	UN EXTERIOR MOU-24FN8-QD0-R32	SobConsulta
02690202MOU36E	UN EXTERIOR MOU-36FN8-QD0-R32	SobConsulta
02690202MOU55E	UN EXTERIOR MOU-55FN8-RD0-R32	SobConsulta
02690202MUE18	SPLIT TECTO CHAO R32 MUE-18FN8D0 5.3 KW	1488.0
02690202MUE18E	UN EXTERIOR MOU-18FN8-QD0-R32	SobConsulta
02690202MUE18I	UN INTERIOR MUE-18FNXD0 -R32	SobConsulta
02690202MUE24	SPLIT TECTO CHAO R32 MUE-24FN8D0 6.9 KW	1925.0
02690202MUE24I	UN INTERIOR MUE-24FNXD0 -R32	SobConsulta
02690202MUE36	SPLIT TECTO CHAO R32 MUE-36FN8D0 10.5 KW	2663.0
02690202MUE36I	UN INTERIOR MUE-36FNXD0 -R32	SobConsulta
02690202MUE55	SPLIT TECTO CHAO R32 MUE-55FN8D0 15.9 KW	3500.0
02690202MUE55I	UN INTERIOR MUE-55FNXD0 -R32	SobConsulta

MONO SPLIT GAMA DOME**MONO SPLIT BLANC - R32**

02690104MA09	SPLIT BLANC R32 MA-09N8D0 2.6KW	483.00
02690104MA12	SPLIT BLANC R32 MA-12N8D0 3.5KW	533.00
02690104MA18	SPLIT BLANC R32 MA-18N8D0 5.2KW	858.00
02690104MA18E	UN EXTERIOR MA-18N8D0-O -R32	SobConsulta
02690104MA24	SPLIT BLANC R32 MA-24N8D0 7KW	1100.0
02690104MA24E	UN EXTERIOR MA-24N8D0-O -R32	SobConsulta
02690104MOX13309E	UN EXTERIOR MOX133-09HFN8-R32	SobConsulta
02690104MOX13312E	UN EXTERIOR MOX133-12HFN8-R32	SobConsulta

MONO SPLIT BREEZELESS - R32

02690105MOB01E	UN EXTER MOB01-12HFN8-QRD6GW(A)	SobConsulta
02690105MSFAAU	SPLIT BREEZELESS R32 MSFAAU-12HRFN 3.5KW	850.00



02690105MSFAAUI	UN INTER MSFAAU-12HRFN8-QRD6GW	SobConsulta
02690105MT12	SPLIT EVEREST R32 MT-12N8D6 3.5KW	850.00
02690105MT12E	UN EXTERIOR MBT-12N8D6-O-R32	SobConsulta
02690105MT12I	UN INTERIOR MT-12N8D6-I-R32	SobConsulta

MONO SPLIT MISSION II- R32

02690103M09	SPLIT MISSION II R32 MB-09N8D6 2.5KW	534.00
02690103M12	SPLIT MISSION II R32 MB-12N8D6 3.4KW	566.00
02690103M18	SPLIT MISSION II R32 MB-18N8D0 5.4KW	893.00
02690103M24	SPLIT MISSION II R32 MB-24N8D0 7KW	1184.0
02690103MB09E	UN EXTERIOR MBT-09N8D6-O-R32	SobConsulta
02690103MB12E	UN EXTERIOR MBT-12N8D6-O-R32	SobConsulta
02690103MB18E	UN EXTERIOR MB-18N8D0-O -R32	SobConsulta
02690103MB24E	UN EXTERIOR MB-24N8D0-O -R32	SobConsulta

MONO SPLIT SERIE MISSION

0269010112HFN1	MOB03-12HFN1 UNID.EXTERIOR	SobConsulta
0269010112HRFN1	MSMBBU-12HRFN1 UNID.INTERIOR	SobConsulta
02690101CESK102	PEN WIFI CE-SK 103 PARA SPLIT MISSION	50.00
02690101MSMBBU12	MSMBBU-12HRFN1 MONO SPLIT MISSION 12000	567.00

MONO SPLIT XTREME SAVE

02690106M12	SPLIT XTREME R32 MSAGBU-12HRFN8 3.4KW	566.00
02690106MOX20112	UN EXTERIOR MOX201-12HFN8-QRD1GW	358.00

MULTI SPLIT FREE MAT**MONO SPLIT BLANC - R32**

02690304MSMABU12	MSMABU12HRDN1 UNID.MURAL MULTI 12000BTU	178.00
------------------	---	--------

UNIDADE CASSETE COMPACTA 4 VIAS - R32

02690306MCA3I	UN INT CASSETE R32 MCA3I-09FNXD0 2.6KW	492.00
02690306MCA3U	UN INT CASSETE R32 MCA3U-12FNXD0 3.5KW	517.00

UNIDADE EXTERIOR DC INVERTER

02690301M20F18	M20F-18HFN1 UNID.EXTERIOR MULTI 18000BTU	1000.0
02690301M30E27	M30E-27HFN1 UNID.EXTERIOR MULTI 27000BTU	1437.0
02690301M40B36	M40B-36HFN1 UNID.EXTERIOR MULTI 36000BTU	1805.0

UNIDADE TIPO CONSOLA DE CHAO DC INVERTER

02690305MFAI09	MFAI-09HRFN1-QRC8 MULTI CHAO 9000BTU	342.00
02690305MFAI18	MFAI-18HRFN1-QRC8 MULTI CHAO 18000BTU	425.00
02690305MFAU12	MFAU-12HRFN1-QRDOW MULTI CHAO 12000BTU	390.00

UNIDADES EXTERIORES MULTI - R32

02690307M2018	UN. EXT MULTI R32 2X1 M20-18FN8-Q 5.2KW	1000.0
02690307M3021	UN. EXT MULTI R32 3X1 M30-21FN8-Q 6.1KW	1250.0
02690307M3027	UN. EXT MULTI R32 3X1 M30-27FN8-Q 8.2KW	1400.0
02690307M4028	UN. EXT MULTI R32 4X1 M40-28FN8-Q 8.2KW	1583.0
02690307M4036	UN. EXT MULTI R32 4X1 M40-36FN8-Q 10.5KW	1805.0
02690307M5042	UN. EXT MULTI R32 5X1 M50-42FN8-Q 12.3KW	2000.0

UNIDADES MURAL BLANC - R32

02690309MA09	MURAL MULTI BLANC MA-09NXD0-I 2.6KW	158.00
02690309MA12	MURAL MULTI BLANC MA-12NXD0-I 3.5KW	178.00
02690309MA18	MURAL MULTI BLANC MA-18NXD0-I 5.2KW	225.00
02690309MA24	MURAL MULTI BLANC MA-24NXD0-I 7KW	275.00

UNIDADES MURAL MISSION II - R32

02690308MB09	MURAL MULTI MISSION II MB-09N8D6-I 2.5KW	192.00
02690308MB12	MURAL MULTI MISSION II MB-12N8D6-I 3.4KW	208.00
02690308MB18	MURAL MULTI MISSION II MB-18N8D0-I 5.4KW	260.00
02690308MB24	MURAL MULTI MISSION II MB-24N8D0-I 7KW	292.00

UNIDADES MURAL XTREME SAVE

02690310012	MURAL MULTI XTREME SAVE MSAGBU-12HRFN8 3.5KW	208.00
-------------	--	--------

MULTI SPLIT GAMA IND**ACESSÓRIOS**

02690409KJR150AME	INTERFACE CONTROLO DE GRUPO KJR-150A/M-E	SobConsulta
-------------------	--	-------------



+351 244 800 160
+351 244 802 323



geral@canalcentro.pt
info@canalcentro.pt



R. do Bailadouro s/nº,
2410-211 Pousos



DERIVAÇÕES

02690410FQZHN01D	DERIVADOR MIDEA-FQZHN01D	SobConsulta
02690410FQZHN02D	DERIVADOR MIDEA-FQZHN02D	SobConsulta
02690410FQZHN03D	DERIVADOR MIDEA-FQZHN03D	SobConsulta

MINI VRF DC INVERTER UNIDADES EXTERIORES

026904011160DRN1	CONDENSADOR MINI VRF MIDEA I160-DRN.1	SobConsulta
026904011224DRN1	CONDENSADOR MINI VRF MIDEA I224-DRN.1	SobConsulta

SISTEMA DE CONTROLO

02690408CCM09	COMANDO MD-CCM09 PARA VRF	SobConsulta
02690408KJR29BIBKE	COMANDO POR CABO TOUCH KJR-29BI/BK-E	SobConsulta

VRF GAMA INDUSTRIAL

026904031335WVGN1	CONDENSADOR VRF MIDEA MV6-I335WV2GN1-E	SobConsulta
-------------------	--	-------------

VRF UNIDADES INTERIORES

02690406122WMDN2	UNIDADE MURAL MIDEA I22WM-DN.2 (M)	SobConsulta
02690406128SC4DN2	CASSETE 4 VIAS MIDEA I28SC4-DN.2	SobConsulta
02690406128WMDN2	UNIDADE MURAL MIDEA I28WM-DN.2 (M)	SobConsulta
02690406136SC4DN2	CASSETE 4 VIAS MIDEA I36SC4-DN.2	SobConsulta
02690406136WMDN2	UNIDADE MURAL MIDEA I36WM-DN.2 (M)	SobConsulta
02690406145SC4DN2	CASSETE 4 VIAS MIDEA I45SC4-DN.2	SobConsulta
02690406145WMDN2	UNIDADE MURAL MIDEA I45WM-DN.2 (M)	SobConsulta
02690406156WMDN2	UNIDADE MURAL MIDEA I56WM-DN.2 (M)	SobConsulta
02690406171C4DN2	CASSETE 4 VIAS MIDEA I71C4-DN.2	SobConsulta
02690406190C4DN2	CASSETE 4 VIAS MIDEA I90C4-DN.2	SobConsulta

PECAS SUBSTITUICAO**ELECTRONICA MIDEA**

0269500300113	17317000000113 REMOTE CONTROL R51M/E	SobConsulta
0269500301	201337990065 PLACA INT.MSE-24HRN2	88.92
0269500301172	17122300001172 MAIN CONTROL BOARD	265.65
0269500301173	17122300001173 INVERTER CONTROL BOARD	326.75
0269500302	17122300001392 INVERTER CONTROL BOARD	275.77
02695003024373	17122000024373 INDOOR MAIN CONTROL BOARD	101.14
0269500302644	CHICOTE DE SONDAS DE TEMPERATURA	3.75
0269500303	11201418000002 PONTE RETIFICADORA	167.44
02695003033285	171220000033285 PCB UNID. INTER. R32	SobConsulta
0269500309511	17222000009511 ELECTRIC BOX BLANC	313.70
0269500318996	17122000018996 MAIN CONTROL BOARD	250.70
0269500321852	10312121852 VAL 4 VIAS STF-0201	107.46
0269500324376	17122000024376 INDOOR MAIN CONTROL BOARD	164.50
0269500325435	17122000025435 INVERT PCB M40B-36HFN1-Q	397.54
0269500326097	17122000026097 IPM M30E-27HFN1-Q	320.90
0269500330688	17122000030688 PCB OU	181.33
0269500332932	17122000032932 OU PCB KFR35W/BP3N8-B01	179.63
0269500339990	171122000039990 PCB MAIN CONTROL BOARD	41.74
0269500346229	171122000046229 MAIN CONTROL BOARD	174.20

MOTORES MIDEA

026950010018994	17122000018994 PLACA CONTROL	SobConsulta
02695001012002778	11002012002778 MOTOR (RPG13H)	77.44
02695001112121007	MOTOR, FAN RPG20E (YDK20G-4E)	112.99
026950012000044	12100102000044 TURBINA	47.00
026950012031474	11002012031474 FAN MOTOR	64.65
026950015000051	11002015000051 MOTOR WZDK20-38G	SobConsulta
026950015000139	11002015000139 MOTOR DC INT BLANC 18BTU	138.64
026950015000247	11002015000247 MOTOR ZKFN-120-8-2	142.24
026950015006761	11002015006761 MOTOR ZKFN-40-8-1L-5	95.49

TURBINAS MIDEA

02695002102000156	TURBINA FAN GL-94X516-I	36.66
-------------------	-------------------------	-------

UNIDADES INTERIORES/EXTERIORES

02695006MOU12FN	CONDENSADOR MOU-12FN1-QD0	590.00
-----------------	---------------------------	--------



EQUIPAMENTOS AR CONDICIONADO "PANAS**ACESS.GAMA DOMESTICA****ACESSORIOS INTERFACE**

02630901PKEA	PAW-SERVER-PKEA PCB ALTERN SALA SERVIDOR	295.00
02630901RL511D	CZ-RL511D COMANDO INFRAVERMELHO	110.00
02630901TACG1	KIT WIFI CZ-TACG1 PARA CONTROLO INTERNET	65.00

ACESSORIOS E CONTROL**CONTROLOS INDIVIDUAIS PACI**

02635001RWRT3	RECEPTOR INFRAVERMELHO CONSOLA CZ-RWRT3	115.00
02635001RWS3	COMANDO REMOTO SEM FIO CZ-RWS3	100.00

BOMBAS DE CALOR PANA

02633002MDC05J3	B.CALOR MONOB WH-MDC05J3E5 5KW MON	4410.0
02633002MDC07J3	B.CALOR MONOB WH-MDC07J3E5 7KW MON	4825.0
02633002MDC09J3	B.CALOR MONOB WH-MDC09J3E5 9KW MON	5425.0

ACESSORIOS E CONTROLO BOMBAS CALOR AQUAR

026330503WYVVLV	VALVULA 3 VIAS PAW-3WYVVLV-SI	185.00
02633050NS4P	PCB FUNCOES AVANÇADAS CZ-NS4P	220.00
02633050NV1	KIT VALVULA 3 VIAS CZ-NV1	385.00
02633050RTWSF	TERMOSTATO S/FIOS PAW-A2W-RTWIRELESS	295.00
02633050TAW1	ADAPTADOR AQUAREA CLOUD CZ-TAW1	120.00
02633050TK1	SONDA TEMPERATURA AQS CZ-TK1	69.00
02633050TSBU	SONDA DEPOSITO INERCIA PAW-A2W-TSBU	45.00
02633050TSOD	SENSOR TEMPERAT.EXTERIOR PAW-A2W-TSOD	55.00

B.CALOR GER.H-AQUAREA ALL IN ON C/ACUMUL

02633005ADC12M	B.CALOR ALL IN ONE KIT-ADC12HE5-CL 12KW	7886.0
02633005ADC16T	B.CALOR ALL IN ONE KIT-ADC16HE8-CL 16KW	9939.0

B.CALOR GER.J (R32)-AQUAREA AL IN ONE C/

02633006ADC09	B.CALOR ALL IN ONE KIT-ADC09JE5-CL 9 KW	7226.0
02633006ADC09B	B.CALOR ALL IN ONE KIT-ADC09JE5 9 KW 2 ZONAS	8252.0
02633006ADC09J3E5	UN INT.AQUAREA WH-ADC0309J3E5	SobConsulta
02633006UD09JE5	UN EXT.AQUAREA WH-UD09JE5-1 R32 MON	SobConsulta

B.CALOR T-CAP (ALT.CAPAC) AQUAREA MONOBL

02633009MXC09M	B.CALOR MONOB.T-CAP MXC09H3E5 9KW MON	7183.0
02633009MXC09T	B.CALOR MONOB.T-CAP MXC09H3E8 9KW TRIF	8203.0
02633009MXC12M	B.CALOR MONOB.T-CAP MXC12H6E5 12KW MON	7994.0
02633009MXC12T	B.CALOR MONOB.T-CAP MXC12H6E8 12KW TRIF	8853.0
02633009MXC16T	B.CALOR MONOB.T-CAP MXC16H9E8 16KW TRIF	10398
02633009WXC09M	B.CALOR MONOB.T-CAP MXC09H3E5 9KW MON	7183.0
02633009WXC09T	B.CALOR MONOB.T-CAP MXC09H3E8 9KW TRIF	8203.0
02633009WXC12M	B.CALOR MONOB.T-CAP MXC12H6E5 12KW MON	7994.0
02633009WXC12T	B.CALOR MONOB.T-CAP MXC12H6E8 12KW TRIF	8853.0
02633009WXC16T	B.CALOR MONOB.T-CAP MXC16H9E8 16KW TRIF	10398

B.CALOR T-CAP (ALTA CAPAC) - AQUAREA SPL

02633007WC09M	B.CALOR SPLIT T-CAP KIT-WXC09H3E5 9KW MO	6271.0
02633007WC09T	B.CALOR SPLIT T-CAP KIT-WXC09H3E8 9KW TR	7588.0
02633007WC12M	B.CALOR SPLIT T-CAP KIT-WXC12H6E5 12KW M	7262.0
02633007WC12T	B.CALOR SPLIT T-CAP KIT-WXC12H9E8 12KW T	8283.0
02633007WC16T	B.CALOR SPLIT T-CAP KIT-WXC16H9E8 16KW T	10378

BOMBAS CALOR GERACAO H-AQUAREA MONOB.MDC

02633003MDC09H3	MONOBLOC.AQUAREA WH-MD09H3E5 9KW MON	5095.0
02633003MDC12H6	MONOBLOC.AQUAREA WH-MD12H6E5 12KW MON	5795.0
02633003MDC16H6	MONOBLOC.AQUAREA WH-MDC16H6E5 16KW MO	6995.0

BOMBAS CALOR GERACAO H-AQUAREA SPLIT

02633000WC09M	B.CALOR SPLIT KIT-WC09J3E5-1 9KW MON	5964.0
02633001WC07M	B.CALOR SPLIT KIT-WC07H3E5-1 7KW MON	5213.0
02633001WC09M	B.CALOR SPLIT KIT-WC09H3E5-1 9KW MON	5730.0



02633001WC09T	B.CALOR SPLIT KIT-WC09H3E8 9KW TRIF	6264.0
02633001WC12M	B.CALOR SPLIT KIT-WC12H6E5 12KW MON	6207.0
02633001WC12T	B.CALOR SPLIT KIT-WC12H9E8 12KW TRIF	6766.0
02633001WC16M	B.CALOR SPLIT KIT-WC16H6E5 16KW MON	7102.0
02633001WC16T	B.CALOR SPLIT KIT-WC16H9E8 16KW TRIF	8184.0

BOMBAS CALOR T-CAP MONOBLOCO AQUAREA MXC

02633004MXC09H3	MONOBLOC.AQUAREA WH-MXC09H3E5 9KW MO	SobConsulta
02633004MXC09M	B.CALOR MONOB.T-CAP MXC09H3E5 9KW MON	7183.0
02633004MXC12H6	MONOBLOC.AQUAREA WH-MXC12H6E5 12KW MO	SobConsulta
02633004MXC12H9	MONOBLOC.AQUAREA WH-MXC12H9E8 12KW TR	SobConsulta
02633004MXC12M	B.CALOR MONOB.T-CAP MXC12H6E5 12KW MON	7994.0
02633004MXC12T	B.CALOR MONOB.T-CAP MXC12H9E8 12KW TRIF	8853.0
02633004MXC16H9	MONOBLOC.AQUAREA WH-MXC16H9E8 16KW TR	SobConsulta
02633004MXC16T	B.CALOR MONOB.T-CAP MXC16H9E8 16KW TRIF	10398

UNIDADES EXTERIORES BOMBAS CALOR SPLIT

02633042UD07HE5	UN EXT AQUAREA WH-UD07HE5-1 7KW MON	2400.0
02633042UD09HE5	UN EXT AQUAREA WH-UD09HE5-1 9KW MON	2660.0
02633042UD09HE8	UN EXT AQUAREA WH-UD09HE8 9KW TRIF	3335.0
02633042UD09JE5	UN EXT AQUAREA WH-UD09JE5-1 R32 9KW MON	2713.0
02633042UD12HE5	UN EXT AQUAREA WH-UD12HE5 12KW MON	3096.0
02633042UD12HE8	UN EXT AQUAREA WH-UD12HE8 12KW TRIF	3535.0
02633042UD16HE5	UN EXT AQUAREA WH-UD16HE5 16KW MON	3341.0
02633042UD16HE8	UN EXT AQUAREA WH-UD16HE8 16KW TRIF	4671.0
02633042UX09HE5	UN EXT AQUAREA TCAP WH-UX09HE5 9KW MON	3345.0
02633042UX09HE8	UN EXT AQUAREA TCAP WH-UX09HE8 9KW TRIF	4335.0
02633042UX12HE5	UN EXT AQUAREA TCAP WH-UX12HE5 12KW MON	4101.0
02633042UX12HE8	UN EXT AQUAREA TCAP WH-UX12HE8 12KW TRIF	4578.0
02633042UX16HE8	UN EXT AQUAREA TCAP WH-UX16HE8 16KW TRIF	6264.0

UNIDADES INTERIORES BOMBAS CALOR SPLIT

02633040ADCH6E5	UN INT ALL IN ONE AQUAREA WH-ADC1216H6E5	4670.0
02633040ADCH9E8	UN INT ALL IN ONE AQUAREA WH-ADC0916H9E8	5148.0
02633040ADCJ3E5	UN INT ALL IN ONE AQUAREA WH-ADC0309J3E5	4393.0
02633040ADCJ3E5B	UN INT ALL IN ONE WH-ADC0309J3E5B 2 ZONAS	5419.0
02633040SDC07H3E5	UN INTERIOR AQUAREA WH-SDC07H3E5-1	2813.0
02633040SDC09H3E5	UN INTERIOR AQUAREA WH-SDC09H3E5-1	3070.0
02633040SDC09H3E8	UN INTERIOR AQUAREA WH-SDC09H3E8	2929.0
02633040SDC09J3E5	UN INTERIOR AQUAREA WH-SDC0709J3E5	3131.0
02633040SDC12H6E5	UN INTERIOR AQUAREA WH-SDC12H3E5	3111.0
02633040SDC12H9E8	UN INTERIOR AQUAREA WH-SDC12H9E8	3231.0
02633040SDC16H6E5	UN INTERIOR AQUAREA WH-SDC16H3E5	3761.0
02633040SDC16H9E8	UN INTERIOR AQUAREA WH-SDC16H9E8	3513.0
02633040SXC09H3E5	UN INTERIOR TCAP AQUAREA WH-SXC09H3E5	2806.0
02633040SXC09H3E8	UN INTERIOR TCAP AQUAREA WH-SXC09H3E8	3113.0
02633040SXC12H6E5	UN INTERIOR TCAP AQUAREA WH-SXC12H6E5	3041.0
02633040SXC12H9E8	UN INTERIOR TCAP AQUAREA WH-SXC12H9E8	3585.0
02633040SXC16H9E8	UN INTERIOR TCAP AQUAREA WH-SXC16H9E8	3994.0

GAMA COMERCIAL PACI**ACESSÓRIOS E CONTROLO PACI**

02631050RTC5A	COMANDO PAREDE CASSETE CZ-RTC5A	SobConsulta
02631050RWRC3	RECEPTOR CZ-RWRC3 P/ CONDUTAS	115.00
02631050RWUR3	RECEPTOR CZ-RWUR3 P/CASSETE COMANDO IV	105.00
02631050RWS3	COMANDO REMOTO S/FIOS INFRA VERM CZ-RWS3	100.00
02631050TRC4	COMANDO PAREDE CONSOLA TETO CZ-RTC4	SobConsulta
02631050WFC1	MODULO WIFI P/PACI CZ-CAPWFC1	175.00
02633050TS1	SONDA TEMPERATURA AQS PAW-TS1 (S/BAINHA)	49.00

SPLIT CASSETE 4 VIAS 90X90 PACI PADRAO

02631104060PU2Z5	SPLIT CASSETE PADRAO KIT-60PU2Z5 MONOF.	2212.0
02631104071PU2Z5	SPLIT CASSETE PADRAO KIT-71PU2Z5 MONOF.	2513.0
02631104071PZ2E5	UN EXT.PACI PADRAO U-71PZ2E5 R32	SobConsulta



02631104100PU2Z5	SPLIT CASSETE PADRAO KIT-100PU2Z5 MON.	3442.0
02631104100PU2Z8	SPLIT CASSETE PADRAO KIT-100PU2Z8 TRIF.	3484.0
02631104100PZ2E5	UN EXT.PACi PADRAO U-100PZ2E5 R32	SobConsulta
02631104125PU2Z8	SPLIT CASSETE PADRAO KIT-125PU2Z8 TRIF.	3930.0
02631104125PZ2E5	UN EXT.PACi PADRAO U-125PZ2E5 R32	SobConsulta
SPLIT CASSETE 4 VIAS 90X90 PACi ELITE		
02631001071PE1E5E	UN EXT.PACi ELITE U-71PE1E5A R410A	SobConsulta
02631001100PE1E5E	UN EXT.PACi ELITE U-100PE1E5A R410A	SobConsulta
02631001100PU2E5	SPLIT CASSETE ELITE KIT-100PU2E5A5 MONO.	4211.0
02631001100PU2E5I	UN INT.CASSETE 90X90 S-100PU2E5A	SobConsulta
02631001KPU3	PAINEL CASSETE CZ-KPU3A	SobConsulta
02631001RTC5	COMANDO PAREDE CZ-RTC5A	SobConsulta
SPLIT CASSETE 4 VIAS 90X90 PACi STANDARD		
02631003100PZ2E8E	UN EXT.PACi PADRAO U-100PZ2E8 R32	SobConsulta
02631003125PZ2E8E	UN EXT.PACi PADRAO U-125PZ2E8 R32	SobConsulta
SPLIT CONDUTAS ALT.PRESS.PACi PADRAO-R32		
02631107100PF1Z8	SPLIT CONDUTAS PADRAO KIT-100PF1Z8 TRIF	3493.0
02631107100PZ2E8	UN EXTERIOR PADRAO U-100PZ2E8	SobConsulta
SPLIT CONDUTAS ALTA PRESS.PACi ELITE-R32		
02631109200PE3ZH8	SPLIT CONDUTA BIG PACi KIT-200PE3ZH8 TRI	7991.0
02631109200PZH2E8	UN EXTERIOR ELITE U-200PZH2E8 R32	SobConsulta
SPLIT CONDUTAS NX VERSATIL PACi - R32		
02631112071PF3Z25	SPLIT CONDUTA PACi NX KIT-71PF3Z25 MON	2328.0
02631112125PF3Z28	SPLIT CONDUTA PACi NX KIT-125PF3Z28 MON	3305.0
SPLIT CONSOLA TETO PACi ELITE - R32		
02631106036PT2ZH5	SPLIT CONSOLA ELITE KIT-36PT2ZH5 MONOF.	2957.0
02631106036PZH2E5	UN EXTERIOR ELITE U-36PZH2E5	SobConsulta
SPLIT CONSOLA TETO PACi ELITE		
02631009071PT2E5	SPLIT CONSOLA ELITE KIT-71PT2E5A4 MONOF.	3558.0
02631009071PT2E5I	UN INT.CONSOLA TETO S-71PT2E5A	SobConsulta
02631009100PT2E5	SPLIT CONSOLA ELITE KIT-100PT2E5A4 MONO.	4152.0
02631009100PT2E5I	UN INT.CONSOLA TETO S-100PT2E5A	SobConsulta
02631009RTC4	COMANDO PAREDE CZ-RTC4	SobConsulta
02631009RTC5	COMANDO PAREDE CZ-RTC5	SobConsulta
02631009RTC5B	COMANDO PAREDE CZ-RTC5B	SobConsulta
SPLIT CONSOLA TETO PACi STANDARD		
02631011100PEY1E5E	UN EXT PACi STD U-100PEY1E5 R410A	SobConsulta
02631011100PTY2E5	SPLIT CONSOLA STD KIT-100PT2E5A MONOF	3443.0
02631011140PEY1E8	UN EXTER.PACi STD U-140PEY1E8 R410A	SobConsulta
02631011140PTY2E8	SPLIT CONSOLA STD KIT-140PTY2E8A5 TRIF	4612.0
0263101171PEY2E5E	UN EXTERIOR PACi STD U-71PEY2E5 R410A	SobConsulta
0263101171PT2E5I	UN INTERIOR CONSOLA TETO S-71PT2E5B	SobConsulta
0263101171PTY2E5	SPLIT CONSOLA TETO STD-71PTY2E5B MON	2659.0
SPLIT CONSOLA TETO PADRAO - R32		
02631105060PT2Z5	SPLIT CONSOLA PADRAO KIT-60PT2Z5 MONOF.	2515.0
02631105060PZ2E5	UN EXT.PACi PADRAO U-60PZ2E5 R32	SobConsulta
02631105071PT2Z5	SPLIT CONSOLA PADRAO KIT-71PT2Z5 MONOF.	2659.0
02631105100PT2Z5	SPLIT CONSOLA PADRAO KIT-100PT2Z5 MONOF.	3443.0
02631105125PT2Z5	SPLIT CONSOLA PADRAO KIT-125PT2Z5 MONOF.	3750.0
02631105125PT2Z8	SPLIT CONSOLA PADRAO KIT-125PT2Z8 TRIF.	3760.0
02631105140PT2E5B	UN INTERIOR CONSOLA TETO S-140PT2E5B	SobConsulta
02631105140PT2Z8	SPLIT CONSOLA PADRAO KIT-140PT2Z8 TRIF	4612.0
02631105140PZ2E8	UN EXTERIOR PACi PADRAO-140PZ2E8 R32	SobConsulta
UNIDADE INTERIOR CONDUTAS NANOEX (250MM)		
026315101014PF3E	UNI INTERIOR CONDUTA NX S-1014PF3E	1175.0
026315106071PF3E	UNI INTERIOR CONDUTA NX S-6071PF3E	1000.0
UNIDADES EXTERIORES PACi STANDARD R32		



02631520060PZ2E5	UN EXTERIOR PACi STD U-60PZ2E5 R32 MON	1085.0
02631520071PZ2E5	UN EXTERIOR PACi STD U-71PZ2E5 R32 MON	1163.0
02631520100PZ2E5	UN EXTERIOR PACi STD U-100PZ2E5 R32 MON	1886.0
02631520100PZ2E8	UN EXTERIOR PACi STD U-100PZ2E8 R32 TRIF	1925.0
02631520125PZ2E5	UN EXTERIOR PACi STD U-125PZ2E5 R32 MON	1956.0
02631520125PZ2E8	UN EXTERIOR PACi STD U-125PZ2E8 R32 TRIF	1965.0
02631520140PZ2E5	UN EXTERIOR PACi STD U-140PZ2E5 R32 MON	2367.0
02631520140PZ2E8	UN EXTERIOR PACi STD U-140PZ2E8 R32 MON	2704.0

UNIDADES EXTERIORES PACi ELITE R32

02631522036PZH2E5	UN EXTERIOR PACi ELITE U-36PZH2E5 MON.	1777.0
02631522140PZH2E8	UN EXTERIOR PACi ELITE U-140PZH2E8 TRIF.	3468.0
02631522200PZH2E8	UN EXTERIOR PACi ELITE U-200PZH2E8 TRIF.	4871.0

UNIDADES EXTERIORES PACi STANDARD R32

02631523100PZ2E5	UN EXT.PACi STAND. R32 U-100PZ2E5 MONOF.	2028.0
------------------	--	--------

UNIDADES INTERIORES CASSETE 90X90

02631503060PU2E5B	UN INTERIOR CASSETE 90X90 S-60PU2E5B	655.00
02631503071PU2E5B	UN INTERIOR CASSETE 90X90 S-71PU2E5B	712.00
02631503100PU2E5B	UN INTERIOR CASSETE 90X90 S-100PU2E5B	848.00
02631503125PU2E5B	UN INTERIOR CASSETE 90X90 S-125PU2E5B	1211.0
02631503KPU3	PAINEL CASSETE 90X90 CZ-KPU3	307.00
02631503KPU3AW	PAINEL CASSETE 90X90 CZ-KPU3AW	SobConsulta
02631503KPU3W	PAINEL CASSETE 90X90 CZ-KPU3W	307.00

UNIDADES INTERIORES CONDUTA ALTA PRESSAO

02631509100PF1E5B	UN INTERIOR CONDUTA A.P S-100PF1E5B	1170.0
02631509200PE3E5B	UN INTERIOR CONDUTA A.P S-200PF1E5B	1170.0

UNIDADES INTERIORES CONSOLA TECTO

02631507036PT2E5B	UNI INTERIOR CONSOLA TETO S-36PT2E5B	954.00
02631507060PT2E5B	UNI INTERIOR CONSOLA TETO S-60PT2E5B	1112.0
02631507071PT2E5B	UNI INTERIOR CONSOLA TETO S-71PT2E5B	1169.0
02631507100PT2E5B	UNI INTERIOR CONSOLA TETO S-100PT2E5B	1175.0
02631507125PT2E5B	UNI INTERIOR CONSOLA TETO S-125PT2E5B	1393.0
02631507140PT2E5B	UNI INTERIOR CONSOLA TETO S-125PT2E5B	1448.0

UNIDADES INTERIORES SPLIT

02631501050PK2E5B	UN INTERIOR MURAL SPLIT S-50PK2E5B 5KW	849.00
-------------------	--	--------

GAMA VRF PANASONIC**ACESSORIOS CASSETES**

02636030KPY3A	CZ-KPY3A - PAINEL CASSETE 60X60	SobConsulta
02636030KPY3AW	CZ-KPY3AW - PAINEL CASSETE 70X70 BR	SobConsulta

CONTROLO E CONECTIVIDADE VRF

02636070256ESMC3	CZ-256ESMC3 CONTROLADOR WEB TOUCH SCREEN	SobConsulta
0263607064ESMC3	CZ-64ESMC3 - COMANDO CENTRALIZADO	SobConsulta
02636070AC2BAC64P	PAW-AC2-BAC-64P GATEWAY INTESIS BACNET	SobConsulta
02636070AC2MBS16P	PAW-AC2-MBS-16P GATEWAY INTESIS 16 UN	SobConsulta
02636070CAPBC2	CZ-CAPBC2 PCB MINI SERI-PARA I/O 0-10V	210.00
02636070CZRE2C2	CZ-RE2C2 - COMANDO SIMPLIFICADO	145.00
02636070CZRTC5A	CZ-RTC5A - COMANDO INDIVIDUAL POR CABO	SobConsulta
02636070CZRTC5B	CZ-RTC5B - COMANDO INDIVIDUAL DATANAVI	165.00
02636070CZT10	CZ-T10 - CABO TODAS FUNCOES P/UN INT.	45.00

DERIVADORES, COLETORES, CAIXAS RECUPER.

02636028CAPE2	CZ-CAPE2 PCB P/CAIXA RECUPERACAO	SobConsulta
02636028CZP56SVK2	CZ-P56SVK2 -VAL EXPANSAO EXT P/UN MURAL	SobConsulta
02636028P160HR3	CZ-P160HR3 CAIXA RECUPERACAO (5.6 A 10.6KW)	SobConsulta
02636028P224BH2BM	CZ-P224BH2BM DERIVADOR 3 TUBOS (<22,4KW)	SobConsulta
02636028P224BK2BM	CZ-P224BK2BM -TUBO DERIVACAO (<22,4KW)	SobConsulta
02636028P56HR3	CZ-P56HR3 CAIXA RECUPERACAO (<5.6KW)	SobConsulta
02636028P680BH2BM	CZ-P680BH2BM DERIVADOR 3 TUBOS (22,4 A 68KW)	SobConsulta
02636028P680BK2BM	CZ-P680BK2BM -TUBO DERIVACAO (22,4-68KW)	SobConsulta
02636028P680PJ2BM	CZ-P680PJ2BM KIT EXTERIOR 3 TUBOS (<68KW)	SobConsulta



02636028P856HR3	CZ-P856HR3 PCB VAL RECUP 8 S. 3 TUBOS (<5.6KW)	SobConsulta
UN INTERIORES CASSETE 60X60 4VIAS MY1		
02636032S15MY2E5A	S-15MY2E5A - CASSETE 4 VIAS 60X60 1,3KW	SobConsulta
02636032S22MY2E5A	S-22MY2E5A - CASSETE 4 VIAS 60X60 2,2KW	SobConsulta
02636032S36MY2E5A	S-36MY2E5A - CASSETE 4 VIAS 60X60 3,6KW	SobConsulta
02636032S45MY2E5A	S-45MY2E5A - CASSETE 4 VIAS 60X60 4,5KW	SobConsulta
02636032S56MY2E5A	S-56MY2E5A - CASSETE 4 VIAS 60X60 5,6KW	SobConsulta
UN INTERIORES CONDUTAS BAIXO PERFIL MM1		
02636044S15MM1E5A	S-15MM1E5A - 1,3 KW UN INT.CONDUTA	SobConsulta
02636044S22MM1E5A	S-22MM1E5A - 2,2 KW UN INT.CONDUTA	SobConsulta
02636044S28MM1E5A	S-28MM1E5A - 2,8 KW UN INT.CONDUTA	SobConsulta
02636044S36MM1E5A	S-36MM1E5A - 3,6 KW UN INT.CONDUTA	SobConsulta
02636044S45MM1E5A	S-45MM1E5A - 4,5 KW UN INT.CONDUTA	SobConsulta
UN INTERIORES CONDUTAS STD MF2		
02636046S22MF2E5A	S-22MF2E5A - 2,2 KW UN INT.CONDUTA	SobConsulta
02636046S28MF2E5A	S-28MF2E5A - 2,8 KW UN INT.CONDUTA	SobConsulta
02636046S36MF2E5A	S-36MF2E5A - 3,6 KW UN INT.CONDUTA	SobConsulta
02636046S46MF2E5A	S-45MF2E5A - 4,5 KW UN INT.CONDUTA	SobConsulta
02636046S56MF2E5A	S-56MF2E5A - 5,6 KW UN INT.CONDUTA	SobConsulta
02636046S73MF2E5A	S-73MF2E5A - 7,3 KW UN INT.CONDUTA	SobConsulta
UN INTERIORES MURAL MK2		
02636042S15MK2E5A	S-15MK2E5A - 1,5 KW UN INTERIOR MURAL	SobConsulta
02636042S22MK2E5A	S-22MK2E5A - 2,2 KW UN INTERIOR MURAL	SobConsulta
02636042S45MK2E5A	S-45MK2E5A - 4,5 KW UN INTERIOR MURAL	SobConsulta
02636042S56MK2E5A	S-56MK2E5A - 5,6 KW UN INTERIOR MURAL	SobConsulta
02636042S73MK2E5A	S-73MK2E5A - 7,3 KW UN INTERIOR MURAL	SobConsulta
UNIDADE EXTERIOR ECO i-3 TUBOS		
02636005U08MF3E8	U-8MF3E8 UN EXT 3 TUBOS ECO - i 22,4KW TRIF.	SobConsulta
02636005U10MF3E8	U-10MF3E8 UN EXT 3 TUBOS ECO - i 28KW TRIF.	SobConsulta
UNIDADES EXTERIOR ECOi		
02636003U12M2E8	U-12ME2E8 - UN EXT ECO - i 33,5KW 2TUBOS	SobConsulta
02636003U14M2E8	U-14ME2E8 - UN EXT ECO - i 40KW 2TUBOS	SobConsulta
02636003U16ME2E8	U-16ME2E8- UN EXT ECO - i 44,5KW 2TUBOS	SobConsulta
UNIDADES EXTERIORE MINI ECOi		
02636001U10LE1E8	U-10LE1E8-UN EXT MINI ECO - i 28KW TRIF	SobConsulta
02636001U4LE2E5	U-4LE2E5-UN EXT MINI ECO - i 12,1KW MON	SobConsulta
02636001U5LE2E5	U-5LE2E5-UN EXT MINI ECO - i 14KW MON	SobConsulta
02636001U5LE2E8	U-5LE2E8-UN EXT MINI ECO - i 14KW TRIF	SobConsulta
02636001U8LE1E8	U-8LE1E8 - UN EXT 8HP 20,0KW TRIF	SobConsulta
MONOSPLIT INVERTER P		
SPLIT CASSETE 4VIAS 60X60 STD.INVERT.R32		
02630107Z25C	SPLIT CASSETE KIT-Z25-UB4EA 9000 BTU	1465.0
02630107Z35C	SPLIT CASSETE KIT-Z35-UB4EA 12000 BTU	1595.0
02630107Z50C	SPLIT CASSETE KIT-Z50-UB4EA 18000 BTU	2050.0
02630107Z60C	SPLIT CASSETE KIT-Z60-UB4EA 20000 BTU	2365.0
SPLIT COMPACT STYLE INVERTER GAMA TZ-R32		
02630103TZ20	SPLIT COMPACT KIT-TZ20-TKE-1 7000BTU	699.02
02630103TZ20E	UN EXTERIOR CU-TZ20TKE-1- R32	SobConsulta
02630103TZ20EW	UN EXTERIOR CU-TZ20WKE- R32	SobConsulta
02630103TZ20W	SPLIT COMPACT KIT-TZ20-WKE 7000BTU	749.00
02630103TZ25	SPLIT COMPACT KIT-TZ25-TKE-1 9000BTU	779.02
02630103TZ25E	UN EXTERIOR CU-TZ25TKE-1- R32	SobConsulta
02630103TZ25EW	UN EXTERIOR CU-TZ25WKE- R32	SobConsulta
02630103TZ25W	SPLIT COMPACT KIT-TZ25-WKE 9000BTU	829.00
02630103TZ35	SPLIT COMPACT KIT-TZ35-TKE-1 12000BTU	849.02
02630103TZ35E	UN EXTERIOR CU-TZ35TKE-1- R32	SobConsulta
02630103TZ35EW	UN EXTERIOR CU-TZ35WKE- R32	470.00
02630103TZ35W	SPLIT COMPACT KIT-TZ35-WKE 12000BTU	899.00



02630103TZ42	SPLIT COMPACT KIT-TZ42-TKE-1 14000BTU	1199.0
02630103TZ42E	UN EXTERIOR CU-TZ42TKE-1- R32	SobConsulta
02630103TZ42EW	UN EXTERIOR CU-TZ42WKE- R32	776.00
02630103TZ42W	SPLIT COMPACT KIT-TZ42-WKE 14000BTU	1249.0
02630103TZ50	SPLIT COMPACT KIT-TZ50-TKE 18000BTU	1539.0
02630103TZ50E	UN EXTERIOR CU-TZ50TKE - R32	SobConsulta
02630103TZ50EW	UN EXTERIOR CU-TZ50WKE- R32	SobConsulta
02630103TZ50W	SPLIT COMPACT KIT-TZ50-WKE 18000BTU	1589.0
02630103TZ60	SPLIT COMPACT KIT-TZ60-TKE 20000BTU	1919.0
02630103TZ60E	UN EXTERIOR CU-TZ60TKE- R32	SobConsulta
02630103TZ60EW	UN EXTERIOR CU-TZ60WKE- R32	SobConsulta
02630103TZ60W	SPLIT COMPACT KIT-TZ60-WKE 20000BTU	1969.0
02630103TZ71	SPLIT COMPACT KIT-TZ71-TKE 24000BTU	2219.0
02630103TZ71E	UN EXTERIOR CU-TZ71TKE- R32	SobConsulta
02630103TZ71EW	UN EXTERIOR CU-TZ71WKE- R32	SobConsulta
02630103TZ71W	SPLIT COMPACT KIT-TZ71-WKE 24000BTU	2269.0

SPLIT CONDUTAS STANDARD INVERTER - R32

02630108Z25	SPLIT CONDUTA KIT-Z25-UD3 9000BTU	1326.0
02630108Z35	SPLIT CONDUTA KIT-Z35-UD3 12000BTU	1494.0
02630108Z35I	UN INT.CONDUTA CS-Z35UD3EAW	SobConsulta
02630108Z50	SPLIT CONDUTA KIT-Z50-UD3 18000BTU	1870.0
02630108Z60	SPLIT CONDUTA KIT-Z60-UD3 20000BTU	2180.0
02630108Z60E	UN EXTERIOR CU-Z60UBEA - R32	1169.0

SPLIT CONSOLA CHAO INVERTER-R32

02630106Z25	SPLIT CONSOLA CHAO KIT-Z25-UFE 9000BTU	1318.0
02630106Z25E	UN EXTERIOR CU-Z25UBEA - R32	627.00
02630106Z35	SPLIT CONSOLA CHAO KIT-Z35-UFE 12000BTU	1477.0
02630106Z35E	UN EXTERIOR CU-Z35UBEA - R32	733.00
02630106Z50	SPLIT CONSOLA CHAO KIT-Z50-UFE 18000BTU	2092.0
02630106Z50E	UN EXTERIOR CU-Z50UBEA - R32	952.00

SPLIT ETHEREA INVERTER+BRANCO GAMA Z-R32

02630102Z20	SPLIT ETHEREA KIT-Z20-TKE BR 7000BTU	1049.0
02630102Z20V	SPLIT ETHEREA KIT-Z20-VKE BR 7000BTU WF	1079.0
02630102Z20VE	UN EXTERIOR CU-Z20VKE - R32	652.00
02630102Z25	SPLIT ETHEREA KIT-Z25-TKE BR 9000BTU	1129.0
02630102Z25V	SPLIT ETHEREA KIT-Z25-VKE BR 9000BTU WF	1159.0
02630102Z25VE	UN EXTERIOR CU-Z25VKE - R32	SobConsulta
02630102Z35	SPLIT ETHEREA KIT-Z35-TKE BR 12000BTU	1249.0
02630102Z35V	SPLIT ETHEREA KIT-Z35-VKE BR 12000BTU WF	1279.0
02630102Z35VE	UN EXTERIOR CU-Z35VKE - R32	727.00
02630102Z42	SPLIT ETHEREA KIT-Z42-TKE BR 14000BTU	1739.0
02630102Z42E	UN EXTERIOR CU-Z42TKE - R32	SobConsulta
02630102Z42V	SPLIT ETHEREA KIT-Z42-VKE BR 14000BTU WF	1769.0
02630102Z42VE	UN EXTERIOR CU-Z42VKE - R32	SobConsulta
02630102Z50	SPLIT ETHEREA KIT-Z50-TKE BR 18000BTU	1969.0
02630102Z50V	SPLIT ETHEREA KIT-Z50-VKE BR 18000BTU WF	1999.0
02630102Z50VE	UN EXTERIOR CU-Z50VKE - R32	1224.0
02630102Z71	SPLIT ETHEREA KIT-Z71-TKE BR 24000BTU	2426.0
02630102Z71E	UN EXTERIOR CU-Z71TKE - R32	SobConsulta
02630102Z71V	SPLIT ETHEREA KIT-Z71-VKE BR 24000BTU WF	2456.0
02630102Z71VE	UN EXTERIOR CU-Z71 VKE - R32	SobConsulta

SPLIT ETHEREA INVERTER+PRATA GAMA XZ-R32

02630101XZ20	SPLIT ETHEREA KIT-XZ20-VKE PT 7000BTU WF	1179.0
02630101XZ25	SPLIT ETHEREA KIT-XZ25-VKE PT 9000BTU WF	1259.0
02630101XZ35	SPLIT ETHEREA KIT-XZ35-VKE PT 12000BT WF	1379.0
02630101XZ50	SPLIT ETHEREA KIT-XZ50-VKE PT 18000BT WF	2099.0
02630101Z20E	UN EXTERIOR CU-Z20TKE - R32	SobConsulta
02630101Z25E	UN EXTERIOR CU-Z25TKE - R32	SobConsulta
02630101Z35E	UN EXTERIOR CU-Z35TKE - R32	SobConsulta



+351 244 800 160
+351 244 802 323



geral@canalcentro.pt
info@canalcentro.pt



R. do Bailadouro s/nº,
2410-211 Pousos



02630101Z50E	UN EXTERIOR CU-Z50TKE - R32	SobConsulta
--------------	-----------------------------	-------------

SPLIT PROFESSIONAL STANDARD INVERTER-R32

02630109100PT2E5B	UN INTER CONSOLA TETO S-100PT2E5B	SobConsulta
02630109Z25	SPLIT PROFESSIONAL KIT-Z25-TKEA 9000BTU	1189.0
02630109Z25E	UN EXTERIOR CU-Z25TKEA - R32	SobConsulta
02630109Z25I	UN INTERIOR CS-Z25TKEA - R32	SobConsulta
02630109Z71	SPLIT PROFESSIONAL KIT-Z71-TKEA 24000BTU	2699.0
02630109Z71E	UN EXTERIOR CU-Z71TKEA - R32	SobConsulta
02630109Z71I	UN INTERIOR CS-Z71TKEA - R32	SobConsulta

SPLIT STANDARD INVERTER GAMA FZ-R32

02630104FZ25	SPLIT STANDARD KIT-FZ25-UKE 9000BTU	709.00
02630104FZ25E	UN EXTERIOR CU-FZ25UKE - R32	SobConsulta
02630104FZ25I	UN INTERIOR CS-FZ25UKE	SobConsulta
02630104FZ35	SPLIT STANDARD KIT-FZ35-UKE 12000BTU	759.00
02630104FZ35E	UN EXTERIOR CU-FZ35UKE - R32	SobConsulta
02630104FZ35I	UN INTERIOR CS-FZ35UKE	SobConsulta
02630104FZ50	SPLIT STANDARD KIT-FZ50-UKE 18000BTU	1249.0
02630104FZ50E	UN EXTERIOR CU-FZ50UKE - R32	SobConsulta
02630104FZ50I	UN INTERIOR CS-FZ50UKE	SobConsulta
02630104FZ60	SPLIT STANDARD KIT-FZ60-UKE 20000BTU	1669.0
02630104FZ60E	UN EXTERIOR CU-FZ60UKE - R32	SobConsulta
02630104FZ60I	UN INTERIOR CS-FZ60UKE	SobConsulta

**SPLIT STANDARD INVERTER GAMA PZ-R32**

02630105FZ25EW	UN EXTERIOR CU-FZ25WKE - R32	404.00
02630105FZ25IW	UN INTERIOR CS-FZ25WKE	275.00
02630105FZ25W	SPLIT COMPACT KIT-FZ25-WKE 9000BTU	679.00
02630105FZ35EW	UN EXTERIOR CU-FZ35WKE - R32	432.00
02630105FZ35IW	UN INTERIOR CS-FZ35WKE	317.00
02630105FZ35W	SPLIT COMPACT KIT-FZ35-WKE 12000BTU	749.00
02630105FZ50EW	UN EXTERIOR CU-FZ50WKE - R32	727.00
02630105FZ50IW	UN INTERIOR CS-FZ50WKE	492.00
02630105FZ50W	SPLIT COMPACT KIT-FZ50-WKE 18000BTU	1219.0
02630105PZ25	SPLIT STANDARD KIT-PZ25-TKE 9000BTU	649.02
02630105PZ25E	UN EXTERIOR CU-PZ25TKE - R32	SobConsulta
02630105PZ25I	UN INTERIOR CS-PZ25TKE	SobConsulta
02630105PZ35	SPLIT STANDARD KIT-PZ35-TKE 12000BTU	719.02
02630105PZ35E	UN EXTERIOR CU-PZ35TKE - R32	SobConsulta
02630105PZ35EV	UN EXTERIOR CU-PZ35VKE - R32	SobConsulta
02630105PZ35I	UN INTERIOR CS-PZ35TKE	SobConsulta
02630105PZ35IV	UN INTERIOR CS-PZ35VKE	SobConsulta
02630105PZ35V	SPLIT STANDARD KIT-PZ35-VKE 12000BTU	719.02
02630105PZ50	SPLIT STANDARD KIT-PZ50-TKE 18000BTU	1175.0
02630105PZ50E	UN EXTERIOR CU-PZ50TKE - R32	SobConsulta
02630105PZ50I	UN INTERIOR CS-PZ50TKE	SobConsulta
02630105UZ25	SPLIT STANDARD KIT-UZ25-VKE 9000BTU	659.00
02630105UZ25E	UN EXTERIOR CU-UZ25VKE - R32	SobConsulta
02630105UZ25I	UN INTERIOR CS-UZ25VKE	SobConsulta
02630105UZ35	SPLIT STANDARD KIT-UZ35-VKE 12000BTU	729.00
02630105UZ35E	UN EXTERIOR CU-UZ35VKE - R32	SobConsulta
02630105UZ35I	UN INTERIOR CS-UZ35VKE	SobConsulta
02630105UZ50	SPLIT STANDARD KIT-UZ50-VKE 18000BTU	1195.0
02630105UZ50E	UN EXTERIOR CU-UZ50VKE - R32	SobConsulta
02630105UZ50I	UN INTERIOR CS-UZ50VKE	SobConsulta

MULTI-SPLIT INVERTER**MURAL COMPACT STYLE INVERTER GAMA TZ-R32**

02630303MTZ16	MURAL COMPACT TZ CS-MTZ16TKE 5400BTU	299.02
02630303TZ20	MURAL COMPACT TZ CS-TZ20TKEW-1 7000BTU	312.02
02630303TZ20W	UN. INT. TZ CS-TZ20 WKEW 7000BTU C/WIFI	362.00
02630303TZ25	MURAL COMPACT TZ CS-TZ25TKEW-1 9000BTU	345.02



+351 244 800 160
+351 244 802 323



geral@canalcentro.pt
info@canalcentro.pt



R. do Bailadouro s/nº,
2410-211 Pousos

canalcentro

02630303TZ25W	UN. INT.TZ CS-TZ25 WKEW 9000BTU C/WIFI	395.00
02630303TZ35	MURAL COMPACT TZ CS-TZ35TKEW-1 12000BTU	379.02
02630303TZ35W	UN. INT.TZ CS-TZ35 WKEW 12000BTU C/WIFI	429.00
02630303TZ42	MURAL COMPACT TZ CS-TZ42TKEW-1 14000BTU	423.02
02630303TZ42W	UN. INT.TZ CS-TZ42 WKEW 14000BTU C/WIFI	473.00
02630303TZ50	MURAL COMPACT TZ CS-TZ50TKEW 18000BTU	637.02
02630303TZ50W	UN. INT.TZ CS-TZ50 WKEW 18000BTU C/WIFI	687.00
02630303TZ60	MURAL COMPACT TZ CS-TZ60TKEW 20000BTU	823.02
02630303TZ60W	UN. INT.TZ CS-TZ60 WKEW 20000BTU C/WIFI	873.00
02630303TZ71	MURAL COMPACT TZ CS-TZ71TKEW 24000BTU	893.02
02630303TZ71W	UN. INT.TZ CS-TZ71 WKEW 24000BTU C/WIFI	943.00

MURAL ETHEREA INVERTER BRANCO Z-R32

02630302MZ16	MURAL ETHEREA CS-MZ16TKE BRANCO 5400BTU	350.02
02630302MZ16V	MURAL ETHEREA CS-MZ16VKE BR 5400BTU WF	362.00
02630302Z20	MURAL ETHEREA CS-Z20TKEW BRANCO 7000BTU	415.02
02630302Z20V	MURAL ETHEREA CS-Z20VKEW BR 7000BTU WF	427.00
02630302Z25	MURAL ETHEREA CS-Z25TKEW BRANCO 9000BTU	455.02
02630302Z25V	MURAL ETHEREA CS-Z25VKEW BR 9000BTU WF	467.00
02630302Z35	MURAL ETHEREA CS-Z35TKEW BRANCO 12000BTU	540.02
02630302Z35V	MURAL ETHEREA CS-Z35VKEW BR 12000BTU WF	552.00
02630302Z42	MURAL ETHEREA CS-Z42TKEW BRANCO 14000BTU	705.02
02630302Z42V	MURAL ETHEREA CS-Z42VKEW BR 14000BTU WF	717.00
02630302Z50	MURAL ETHEREA CS-Z50TKEW BRANCO 18000BTU	763.02
02630302Z50V	MURAL ETHEREA CS-Z50VKEW BR 18000BTU WF	775.00
02630302Z71	MURAL ETHEREA CS-Z71TKEW BRANCO 24000BTU	873.02
02630302Z71V	MURAL ETHEREA CS-Z71VKEW BR 24000BTU WF	885.00

MURAL ETHEREA INVERTER PRATA GAMA XZR-32

02630301XZ20	MURAL ETHEREA CS-XZ20VKEW PRATA 7000BTU	515.02
02630301XZ25	MURAL ETHEREA CS-XZ25VKEW PRATA 9000BTU	555.02
02630301XZ35	MURAL ETHEREA CS-XZ35VKEW PRATA 12000BTU	640.02
02630301XZ50	MURAL ETHEREA CS-XZ50VKEW PRATA 18000BTU	863.02

UN.EXTERIORES FREE MULTI Z - R32

026303112Z35	UN EXT.Z - R32 2X1 CU-ZZ35TBE 12000BTU	1057.0
026303112Z41	UN EXT.Z - R32 2X1 CU-ZZ41TBE 14000BTU	1147.0
026303112Z50	UN EXT.Z - R32 2X1 CU-ZZ50TBE 18000BTU	1253.0
026303113Z52	UN EXT.Z - R32 3X1 CU-3Z52TBE 18000BTU	1438.0
026303113Z68	UN EXT.Z - R32 3X1 CU-3Z68TBE 24000BTU	1547.0
026303114Z68	UN EXT.Z - R32 4X1 CU-4Z68TBE 24000BTU	1843.0
026303114Z80	UN EXT.Z - R32 4X1 CU-4Z80TBE 27000BTU	2247.0
026303115Z90	UN EXT.Z - R32 5X1 CU-5Z90TBE 30000BTU	2547.0

UN.EXTERIORES MULTI TZ - R32

026303122TZ41	UN EXT.TZ - R32 2X1 CU-2TZ41TBE 14000BTU	995.00
026303122TZ50	UN EXT.TZ - R32 2X1 CU-2TZ50TBE 18000BTU	1099.0
026303123TZ52	UN EXT.TZ - R32 3X1 CU-3TZ52TBE 18000BTU	1239.0

UN.INTER.CASSETES INVERTER GAMA Z - R32

02630305BT20EW	PAINEL PARA CASSETE CZ-BT20EW	175.00
02630305MZ20UB4	UNID.INT.CASSETE CS-MZ20UB4EAW 7000BTU	568.00
02630305Z25UB4	UNID.INT.CASSETE CS-Z25UB4EAW 9000BTU	663.00
02630305Z35UB4	UNID.INT.CASSETE CS-Z35UB4EAW 12000BTU	687.00
02630305Z50UB4	UNID.INT.CASSETE CS-Z50UB4EA 18000BTU	923.00
02630305Z60UB4	UNID.INT.CASSETE CS-Z60UB4EA 20000BTU	1021.0

UN.INTER.CONSOLE CHAO INVERT.GAMA Z- R32

02630306MZ20	UN INT CONDUTA CS-MZ20UD3EA 7000BTU	669.00
02630306Z25	UN INT CONDUTA CS-Z25UD3EAW 9000BTU	699.00
02630306Z35	UN INT CONDUTA CS-Z35UD3EAW 12000BTU	761.00
02630306Z50	UN INT CONDUTA CS-Z50UD3EAW 18000BTU	918.00
02630306Z60	UN INT CONDUTA CS-Z60UD3EAW 20000BTU	1011.0

UN.INTERIOR CONDUTAS INVERTER GAMA Z-R32

+351 244 800 160
+351 244 802 323



geral@canalcentro.pt
info@canalcentro.pt



R. do Bailadouro s/nº,
2410-211 Pousos



02630304MZ20	CONSOLA CHAO CS-MZ20UFEA 7000BTU	640.00
02630304Z25	CONSOLA CHAO CS-Z25UFEAW 9000BTU	691.00
02630304Z35	CONSOLA CHAO CS-Z35UFEAW 12000BTU	744.00
02630304Z50	CONSOLA CHAO CS-Z50UFEAW 18000BTU	1140.00

NAO PASSAR**COMANDOS PAREDE**

02630801RD514C	COMANDO PAREDE P/SPLIT CZ-RD514C	90.00
----------------	----------------------------------	-------

PECAS PANASONIC ASSI**PECAS AR CONDICIONADO**

0263800101	UNIDADE EXTERIOR R410A CU-E9SKE	574.00
0263800102	CWH13C1253 COBERT.LAT.UN.EXT.CU-Z35/42	19.86
0263800103	CW1364295 PRINTED CIRCUIT ASS Y	408.41
0263800104	CPD1926701 PC BOARD	473.19
0263800105	L6CBYYL0011 FAN MOTOR DC 30W 3PH	89.95
0263800106	CWB532059 BOMBA CONDENSADOS CASSETE	81.10
0263800107	6380173372 COMPRESSOR C-5RN433H8R	2601.8
0263800108	5KS205DAE01 COMPRESSOR CU-PW18GKE	292.99
0263800109	ARW6402ACX MOTOR VENTILADOR	107.79
0263800110	CWA981166J MOTOR VENTILADOR CU-E15/18/21	108.30
02638001100	CWA43C2336 V-COIL COMPLETE	51.10
02638001101	CWA43C2338 V-COIL COMPLETE	50.24
02638001102	CWA73C6713 ELECTRONIC CONTROLLER-MAIN	200.41
02638001103	CWA73C6775R ELECTRONIC CONTROLLER-MAIN	608.03
02638001104	5JD420XBA22 COMPRESSOR	1068.3
02638001105	CWH14C6892 ELECTRONIC CONTROLLER	419.91
02638001106	CWH02C1045 CROSS FLOW FAN COMPLETE	41.48
02638001107	ARW61F8P30AC FAN MOTOR	117.94
02638001108	CWH02C1010 CROSS-FLOW FAN	107.05
02638001109	CWH02C1055 CROSS FLOW FAN COMPLETE	50.46
0263800111	CWA745708 INDICADOR PCP P/ CS-UE12JKE	16.16
02638001110	CWH02C1045 CROSS FLOW FAN COMPLETE	41.48
02638001111	CW1829709X POWER TRANSISTOR MODULE	254.48
02638001112	ACXA73C43552 ELECTRONIC CONTROLLER (HIC)	504.43
02638001113	CWA743633 ELECTRONIC CONT-HARMONIC DC	74.68
02638001114	CWA743403 ELECTRONIC CONTROLLER-DISPLAY	59.99
02638001115	CWA743814 ELECTRONIC CONT.-NOISE FILTER	152.00
02638001116	CWA73C1798R ELECTRONIC CONTROLLER-MAIN	464.13
02638001117	PO6-TO5270 TRANSFORMER	29.48
02638001118	P46-TO6920 PCB BOARD W/COMPONENT	183.01
02638001119	CWA73C4521R ELECTRONIC CONTROLLER-MAIN	374.30
0263800112	CWA73C3626 PLACA PCB P/ CS-UE12JKE	130.72
02638001120	CWD00C1280 SUPER ALLERU BUSTER FILTER	4.78
02638001121	CWA73C3627 PLACA PCB P/ CS-UE9JKE	139.01
02638001122	P06-T05010 FAN MOTOR	152.38
02638001123	P06-T04360 CAPACITOR	25.01
02638001124	CWA50C2292 PIPING SENSOR	30.66
02638001125	P46-T07030 P.C. BOARD WITH COMPONENTS	183.03
02638001126	L6CAYYYL0064 FAN MOTOR	82.32
02638001127	CWH03K1100 PROPELLER FAN ASSEMBLY	25.46
02638001128	CWA951553 FAN MOTOR AC 25W SINGLE	69.15
02638001129	CWA743566 ELECTRONIC CONTROLLER-DISPLAY	26.57
0263800113	EHDS50A40AC VENTILADOR P/ CS-E21JB4EA	295.39
02638001130	CWA73C1683R ELECTRONIC CONTROLLER-MAIN	555.73
02638001131	CWA73C8656 ELECTRONIC CONTROLLER-MAN	225.23
02638001132	CWD001169 AIR FILTER	33.78
02638001133	CWD001041 AIR FILTER	12.53
02638001134	CWE06C1360 CABINET FRONT PLATE CO.	54.56
02638001135	CWE041579A CABINET SIDE PLATE (L)	22.85
02638001136	ACXE03-04400A CABINET TOP PLATE	29.99



02638001137	CWE04C1296 CABINET SIDE PLATE CO.	34.32
02638001138	CWH13C1253 COBERT.LAT.UN.EXT.CU-Z35/42	19.86
02638001139	CWA73C2628R ELECTRONIC CONTROLLER - MAIN	254.81
0263800114	CW136433J WIRE HARNESS ASS'Y	48.36
02638001140	6704000062 PWB ASSY	112.81
02638001141	ACXE22C02330 INTAKE GRILLE-COMLETE	97.00
02638001142	ACXA73C52220R MAIN PCB CU-UZ35VKE	167.48
0263800115	CW160629J DC FAN MOTOR	180.24
0263800116	CW129040J PRINTED CIRCUIT ASSY (INV)	98.75
0263800117	CW1695386 PRINTED CIRCUIT ASS'Y	408.41
0263800118	CW847003J LOCK NUT FAN	4.86
0263800119	CW126430J FAN BLADE	109.65
0263800120	CWA75C3566 COMANDO REMOTO AR COND.	57.54
0263800121	CWH521062A CAP-FRONT GRILLE	0.63
0263800122	CWE11C3117 FRONT GRILLE CO.	67.05
0263800123	CWA73C9080 ELECTONIC CONTROLLER-MAIN	127.13
0263800124	CWH00K1006 PROPELLER FAN ASSY	49.83
0263800125	EHDS80C60AC FAN MOTOR DC 60W 3PH	202.06
0263800126	L6CBYYL0011 FAN MOTOR DC 30W 3PH	89.95
0263800127	ARW41E8P30AC FAN MOTOR CS-TE12-HKE	87.98
0263800128	CWH64K1006 BEARING ASSEMBLY FAN MOTOR	4.07
0263800129	CWE241292B VERTICAL AIR FLOW VANE	14.08
0263800130	CWA67C5139 LEADWIRE-AIR TEMP. SENSOR	10.95
0263800131	CWA73C8617 ELECTRONIC CONTROLLER-MAIN	168.89
0263800132	CWA50C2596 SENSOR	7.83
0263800133	CWA73C4038 MAIN PCB	122.70
0263800134	ACXA73C20610R ELECTRONIC CONTROLLER-MAIN	258.91
0263800135	ACXE24-02070 HORIZONTAL VANE CONSOLA Z	14.60
0263800136	CWA73C4037 MAIN PCB	122.36
0263800137	CWA951361J FAN MOTOR	67.79
0263800138	CWA745415 INDICADOR PCB	19.75
0263800139	CWA73C4037 MAIN PCB	122.36
0263800140	CWH02C1053 CROSS FLOW FAN COMPLETE	39.01
0263800141	A75C2742 REMOTE CONTROL	82.01
0263800142	CW5013791 FAN MOTOR	149.81
0263800143	CV6233329352 COMANDO REMOCON ASSY	490.43
0263800144	CWE24C1184 HORIZONTAL VANE	5.44
0263800145	ACXE24C02790 VANE-COMLETE	21.36
0263800146	CWA981091 MOTOR AIR SWING	9.89
0263800147	UNIDADE MURAL CS-E7SKEW-M R410A	415.00
0263800148	CWA43C2385 V-COIL COMPLETE	47.35
0263800149	ACXA73C37520R PCB PRINCIPAL CU-TZ25TKE-1	213.06
0263800150	ACXA73C12280 PCB PRINCIPAL CS-TZ25TKEW-1	80.92
0263800151	CWA50C3080 KIT SONDAS CU-Z25 TKE	22.23
0263800152	CPD2116677 VAL EXP COMP P/ U-10MX3XPQB	122.81
0263800153	CWA75C2863 CONTROLO REMOTO	46.93
0263800154	ACXA43C00640 BOBINE VAL EXP CU-TZ42TKE-1	39.02
0263800155	CWB051078 VAL EXPANSAO TZ42TKE-1	40.85
0263800156	CWD50C1653 CHASSY COMPLETE	40.04
0263800157	ACXH62-00120 FULCRUM P/TZ	1.13
0263800158	CWA50C2122 SENSOR IV CS-E7GKEW	6.93
0263800159	CWD00C1263 SUPER ALLERU BUSTER FILTER	21.36
0263800160	ARW6102AC FAN MOTOR P/ CS-RE9JKE/12/15	145.60
0263800163	CWH551146 SCREW CROSS FLOW FAN	1.13
0263800164	CWH64K1010 BEARING ASSY	3.62
0263800165	CWH02C1136 CROSS-FLOW FAN CO	59.60
0263800166	CWD001142 FILTRO AR CASSETE CS-E HB4EA	42.90
0263800167	CWA98K1008 A.S MOTOR, DC SINGLE 12V	9.09
0263800168	ARW51H8P30AC FAN MOTOR, DC 30W 3PH	89.95
0263800169	CWB30C4257 EVAPORADOR CO.	159.48



0263800170	CWA98K1009 A.S MOTOR, DC SINGLE 12V	9.09
0263800171	CWA73C4522R PCB MAIN CONTROLLER	389.53
0263800172	CWA121233 FLOW SWITCH DRAIN PUMP	38.50
0263800173	CWA73C8654 PCB MAIN CONTROLLER	207.48
0263800174	CWA73C4020 ELECTRONIC CONTROLLER	387.18
0263800175	CV6233167596 MOT PUMP K	113.30
0263800176	CWA75C3755 COMANDO REMOTO	61.75
0263800177	ACXE03-00200 TAMPA TOPO U-71PZ2E5	47.42
0263800178	CNR06-855620 FAN MOTOR	109.94
0263800179	CWE03C1150 CABINET TOP PLATE	143.00
0263800180	CWA73C4928 MAIN PC BOARD	131.13
0263800181	ACXA73C43551 ELECTRONIC CONTROLLER (HIC)	614.03
0263800182	A75C2742 REMOTE CONTROL	82.01
0263800183	CWA75C2586 COMANDO REMOTO P/CABO	121.55
0263800184	ACXA73C3044R MAIN PCB CU-5Z90TBE	614.59
0263800185	ACXA73C30450R MAIN PCB CU-4Z80TBE	614.45
0263800186	CWA73C3261R ELECTRONIC CONTROLLER-MAIN	410.08
0263800187	CWE24C1259 VERTICAL VANE	14.75
0263800188	CWA743634 PC BOARD W/COMPONENT	37.26
0263800189	ACXE24-02070 FLAP HORIZONTAL CONSOLA	16.20
0263800190	CWA75C3887 REMOTE CONTROL COMPLETE	66.89
0263800191	CWA73C1257 RECEIVER COMPLETE	14.78
0263800192	CWA951612 FAN MOTOR CU-YL28HBE5	123.73
0263800193	CWA951363J FAN MOTOR CU-L43DBE5	140.93
0263800194	L6LAMYP00003 FAN MOTOR CS-W34BTP	219.58
0263800195	CWA73C3815RX ELECTRONIC CONTROLLER-MAIN	464.89
0263800196	CWA745291 ELECT. CONTROLLER-NOISE FILTER	190.26
0263800197	CWA745292 ELECTRONIC CONTROLLER(DISPLAY)	78.78
0263800198	CWA43C2334 V-COIL COMPLETE	48.95
0263800199	CWA43C2335 V-COIL COMPLETE	51.20
PECAS BOMBAS CALOR		
0263800201	CWB532116 CIRCULADOR BOMBA CALOR 5/7/9KW	362.42
0263800202	ACXB62-00100 VAL SEGURANÇA BOMBA CALOR	71.78
0263800203	ACXA73C30940R PCB MDC09H3E5	369.26
0263800204	UNIDADE EXTERIOR WH-UD16HE8	SobConsulta
0263800205	ACXA73C40150R PCB WH-MXC16H9E8	238.17
0263800206	ACXA73C40860R PCB INVERTER TCAP 16KW	626.99
0263800207	CWB001046 VALVULA 4 VIAS WH-UX16HE8	54.56
0263800208	UNID. EXTERIOR WH-UX16HE8	SobConsulta
0263800209	CWA73C6719 ELECTRONIC CONTROLLER-MAIN	188.91
0263800210	ACXB53-00390 CIRCULADOR P/B CALOR MONOB.	362.42
0263800211	6233082004 FLAP	12.00
0263800212	CWE20C2843 DISCHARGE GRILLE COMPLETE	36.08
0263800213	ACXA73C22390 ELECTRONIC CONTROLLER-MAIN	99.02
0263800214	ACXA73C22670R ELECTRONIC CONTROLLER-MAIN	267.33
0263800215	ACXB62-00130 AIR PURGE VALVE	SobConsulta
0263800216	ACXA73C08830R MAIN PCB WH-UD12HE8	331.98
0263800217	ACXA73C23440 MAIN PCB WH-SDC12H9E8	210.28
0263800218	EHDS80AAC FAN MOTOR UN EXTERIOR WH-UD14C	220.33
0263800219	CWA50C2730 Sonda EXT E Sonda Tubo MXC16H9E8	22.45
PECAS SANYO		
0263801001	9231924406 PRINTED CIRCUIT BOARD.	57.75
0263801002	6233184876 CIRCUIT BOARD. ASSEMBLY	471.67
0263801003	9231924406 PCB P/ CMRV3146EH	57.75
0263801004	9231948167 CONTROLLER ASSY (RSF)	618.38
0263801005	6233050300 FAN MOTOR SIC-71FW-D8120	271.39
0263801006	6233058900 FAN MOTOR SAP-KR97EHAXB	52.81
0263801007	S6231558747 BLADE ASSY SAP-K150EH	122.15
0263801008	9231947788 PCB ASSEMBLY (RSF)	333.55



0263801009	674000076 HUMIDITY SENSOR	21.41
0263801010	S6704000043 FAN MOTOR	288.60
0263801011	6704000070 SENSOR	31.30
0263801012	6706000067 WATER DIFFERENCE REGULATOR	128.29
0263801013	6760000390 SECURITY VALVE	26.60
0263801014	6233072999 REMOCON ASSY RCS-TM 80BG	351.78
0263801015	6231885867 CIRCUIT BOARD ASSY	154.48
0263801016	6231957014 CONTROLLER ASSEMBLY	803.50
0263801017	6233036571 PROPELLER FAN ASSY	65.19
0263801018	6233056692 FAN MOTOR	289.49
0263801019	6233101651 CONTROLLER ASSY	664.66
0263801020	9231823884 COMPRESSOR ASSY (RSF)	2781.1
0263801021	6231823890 PCB ASSY	623.80
0263801022	6233063287 FAN MOTOR SPW-606VEH8	264.29
0263801023	6233002606 FAN MOTOR	60.86
0263801024	6233105284 FAN MOTOR SAP-CMRV3656EH	144.83
0263801025	9231863279 DIODE DF30AA120	70.34
0263801026	9232007405 PRINTED CIRCUIT BOARD ASSEMB	575.25
0263801027	9231948174 PCB ASSY (RSF)	608.21
0263801028	CV6233034614 FLAP SAP-KRV186EH	9.50
0263801029	S6230927711 CONDENSADOR 25UF C878FKK	43.64
0263801030	6750000257 COMPRESSOR SAP-CNR98EHA	248.16
0263801031	6233210148 PCB ASSEMBLY CR-HIC30A2-C-T	315.69
0263801032	9231918221 MOTOR VENTILADOR SAP-KMRV96EH	75.25
0263801033	9231847019 CROSS-FLOW FAN ASSY	40.08
0263801034	9231718319 BEARING HOUSING ASSEMBLY	5.50
0263801035	GR76512203 O-GASKET OF CROSS FAN BEARING	3.70
0263801036	GR26152025 BEARING HOUSING HOLDER	1.25
0263801037	6231383578 FLAP SPW-FTR94EXH56B	13.70
0263801038	6231257763 FILTRO AR P/SPW-X252GH5	98.00
0263801039	9231957022 PCB ASSY (RSF)	533.84
0263801040	9231847033 CIRCUIT BOARD ASSY CBKR74EHA	124.04
0263801041	6231823968 COMPRESSOR C-SBN523H8F	2847.3
0263801042	6231018180 VENTILADOR EXTERIOR	69.90
0263801043	6231823913 PCB ASS Y	986.80
0263801044	6231823906 PCB ASS Y	1150.6
0263801045	9231893832 REMOTE CONTROL SWITCH	90.69
0263801046	9231845602 PCB ASSY	18.19
0263801047	6720000750 BOMBA CONDENSADOS	36.40
0263801048	6380077472 FAN MOTOR ASSY UF4X-31B3P	238.33
0263801049	6233002590 REMOTE CONTROL SWITCH	27.50
0263801050	9231957015 CONTROLLER ASSY	803.50
0263801051	CV9231823884 COMPRESSOR ASSEMBLY	2781.1
0263801052	GR30510082 CONTROLO REMOTO	43.05
0263801053	9231858268 FAN MOTOR SIC-39CVL-D847-3	35.50
0263801054	9231823884 COMPRESSOR	2781.1
0263801055	6231823890 PCB ASSY	623.79
0263801056	9231863279 DIODE	63.30
0263801057	6233034829 CONTROLLER ASSY CR-C486VEH	590.49
0263801058	GR10352030 TURBINA SAP-KRV18 AEH	35.20
0263801059	6380185016 PCB ASSY CR-CR483GHL8	272.80
0263801060	9231772137 AIR FILTER	4.13
0263801061	6231823890 PCB ASS'Y	623.78
0263801062	B0KZ00000008 DIODE MODULES	62.45

VENTILACAO COM RECUP**UNIDADES VENTILACAO C/RECUPERAD.GAMA FY**

0263320101KZDX2	PAW-01KZDX2 RECUP CALOR 1000 M3/H C/BAT DX	SobConsulta
02633201250ZDY8R	FY-250ZDY8R UN VENT.C/RECUPER.250M3/H	1650.0
02633201500ZDY8R	FY-500ZDY8R UN VENT.C/RECUPER.500M3/H	2404.0

+351 244 800 160
+351 244 802 323geral@canalcentro.pt
info@canalcentro.ptR. do Bailadouro s/nº,
2410-211 Pousos**canalcentro**

02633201800ZDY8R	FY-800ZDY8R UN VENT.C/RECUPER 800M3/H	3324.0
VENTILOCONVECTORES P		
ACESSORIOS VENTILOCONVECTORES		
0263331001	COMANDO PAREDE VENTILOCONV. PAW-FC-RC1	99.00
0263331002	COMANDO PAREDE VENTILOCONV. PAW-FC-903TC	85.00
EQUIPAMENTOS AR CONDICIONADOS "GREE		
ACESSORIOS GREE		
ACESSORIOS GAMA DOMESTICA GREE		
027005013NGR9030	KIT WIFI P/ UN. MURAL LOMO 9-12	59.58
027005013NGR9031	KIT WIFI P/ UN. MURAL LOMO 18-24	59.58
EQUIPAMENTOS ESPEC.		
ARMARIOS T-FRESH		
027015133NGR0170	3NGR0170 ARMARIO T-FRESH 24	2150.0
027015133NGR0171	3NGR0171 UNI INTERIOR ARMARIO T-FRESH 24	717.00
027015133NGR0172	3NGR0172 UNI EXTERIOR ARMARIO T-FRESH 24	1433.0
EQUIPAMENTOS ESPECIF		
AC CARAVANAS		
027015113NGR7005	3NGR7005 AR CONDICIONADO SHARK 120	1525.0
027015113NGR7006	UN INTERIOR CARAVANA SHARK120	521.00
027015113NGR7007	UN EXTERIOR CARAVANA SHARK120	1004.0
AR CONDICIONALDO PORTATIL		
027015093NGR0162	3NGR0162 AR CONDICIONADO SHINY 12FC R32	466.00
027015093NGR0165	3NGR0165 AR CONDICIONADO SHINY 9 R32	425.00
COOLANI		
027015043NGR0200	3NGR0200 AR CONDICIONADO COLANI 9	788.00
CORTINAS DE AR		
027015013NGR8000	CORTINA AR CORT 110 0,9MT 1250M3/H	280.00
027015013NGR8001	CORTINA AR CORT 140 1,2MT 1650M3/H	320.00
GAMA COMERCIAL GREE		
MONOSPLIT CASSETE - R32		
027007013NGR1132	UN EXTERIOR U-MATCH 18 - R32	972.00
027007013NGR1137	UN EXTERIOR U-MATCH 24 - R32	1155.0
027007013NGR2070	MONOSPLIT CASSETE UM CST 18 R32 5,2 KW	1452.0
027007013NGR2071	UN INTERIOR CASSETE U-MATCH 18	376.00
027007013NGR2075	MONOSPLIT CASSETE UM CST 24 R32 7 KW	1833.0
027007013NGR2076	UN INTERIOR CASSETE U-MATCH 2	530.00
027007013NGR2105	MONOSPLIT CASSETE UM CST 42 R32 12 KW TRIF	3160.0
027007013NGR2106	UN INTERIOR CASSETE U-MATCH 42	760.00
027007013NGR2107	UN EXTERIOR U-MATCH 42 TRIF - R32	2248.0
027007013NGR5014	PAINEL CASSETE TF05	111.00
027007013NGR5015	PAINEL CASSETE TF06	152.00
GAMA INDUSTRIAL GREE		
ACESSÓRIOS UTA		
027030503IGR9002	3IGR9002 KIT UTA GMV5 AHU 560	765.00
MONOSPLIT GAMA DOMES		
MONOSPLIT CONSOLA - R32		
027001053NGR0435	MONOSPLIT CONSOLA 9 R32 - 2.7 KW C/WIFI	950.00
027001053NGR0436	UN INTERIOR CONSOLA 9 R32	406.00
027001053NGR0437	UN EXTERIOR CONSOLA 9 R32	544.00
027001053NGR0440	MONOSPLIT CONSOLA 12 R32 - 3.5 KW C/WIFI	1100.0
027001053NGR0441	UN INTERIOR CONSOLA 12 R32	425.00
027001053NGR0442	UN EXTERIOR CONSOLA 12 R32	675.00
027001053NGR0445	MONOSPLIT CONSOLA 18 R32 - 5 KW C/WIFI	1250.0
027001053NGR0446	UN INTERIOR CONSOLA 18 R32	450.00
027001053NGR0447	UN EXTERIOR CONSOLA 18 R32	800.00
MONOSPLIT FAIR - R32		
027001033NGR0205	MONO SPLIT FAIR 9 R32 - 2.7 KW C/WIFI	710.00



027001033NGR0206	UN INTERIOR FAIR 9	271.00
027001033NGR0207	UN EXTERIOR FAIR 9 - R32	439.00
027001033NGR0210	MONO SPLIT FAIR 12 R32 - 3.5 KW C/WIFI	750.00
027001033NGR0211	UN INTERIOR FAIR 12	295.00
027001033NGR0212	UN EXTERIOR FAIR 12 - R32	455.00
027001033NGR0215	MONO SPLIT FAIR 18 R32 - 5.2 KW C/WIFI	1250.00
027001033NGR0216	UN INTERIOR FAIR 18	443.00
027001033NGR0217	UN EXTERIOR FAIR 18 - R32	807.00
027001033NGR0220	MONO SPLIT FAIR 24 R32 - 7.0 KW C/WIFI	1555.00
027001033NGR0221	UN INTERIOR FAIR 24	535.00
027001033NGR0222	UN EXTERIOR FAIR 24 - R32	1020.00

MONOSPLIT LOMO - R32

027001013NGR0115	MONO SPLIT LOMO 9 R32 - 2.5 KW	570.00
027001013NGR0116	UN INTERIOR MURAL LOMO 9	198.00
027001013NGR0117	UN EXTERIOR LOMO 9 - R32	372.00
027001013NGR0120	MONO SPLIT LOMO 12 R32 - 3.2 KW	610.00
027001013NGR0121	UN INTERIOR MURAL LOMO 12	212.00
027001013NGR0122	UN EXTERIOR LOMO 12 - R32	398.00
027001013NGR0125	MONO SPLIT LOMO 18 R32 - 4.6 KW	1040.00
027001013NGR0126	UN INTERIOR MURAL LOMO 18	250.00
027001013NGR0127	UN EXTERIOR LOMO 18 - R32	790.00
027001013NGR0130	MONO SPLIT LOMO 24 R32 - 6.2 KW	1365.00
027001013NGR0131	UN INTERIOR MURAL LOMO 24	464.00
027001013NGR0132	UN EXTERIOR LOMO 24 - R32	901.00

MONOSPLIT U-CROWN - R32

027001043NGR0275	MONO SPLIT U-CROWN 12 R32 - 3.5 KW C/WIFI	1356.00
027001043NGR0276	UN INTERIOR U-CROWN 12	530.00
027001043NGR0277	UN EXTERIOR U-CROWN 12	826.00

MULTI-SPLIT FREE MAT**UNI INTERIOR CONDUTA FM CDT**

027003103NGR4057	UN INT.CONDUTA FM CDT 24 - 7.1 KW	585.00
------------------	-----------------------------------	--------

UNIDADES EXTERIORES FM MULTI - R32

027003013NGR4507	UN.EXTERIOR MULTI 2X1 FM 14 R32 4.1 KW	989.00
027003013NGR4508	UN.EXTERIOR MULTI 2X1 FM 18 R32 5.2 KW	1048.00
027003013NGR4509	UN.EXTERIOR MULTI 3X1 FM 24 R32 7.1 KW	1305.00
027003013NGR4510	UN.EXTERIOR MULTI 4X1 FM 28 R32 8.0 KW	1377.00
027003013NGR4511	UN.EXTERIOR MULTI 4X1 FM 36 R32 10 KW	2153.00
027003013NGR4512	UN.EXTERIOR MULTI 5X1 FM 42 R32 12 KW	2367.00
027003013NGR4513	UN.EXTERIOR MULTI 3X1 FM 21 R32 6.1 KW	1222.00

UNIDADES INTERIO.CONSOLE FM FAIR - R32

027003093NGR4028	UN INT.CONSOLE FM CNS 9 - 2.7 KW C/WIFI	406.00
027003093NGR4029	UN INT.CONSOLE FM CNS 12 - 3.5 KW C/WIFI	425.00
027003093NGR4030	UN INT.CONSOLE FM CNS 18 - 3.2 KW C/WIFI	450.00

UNIDADES INTERIO.SPLIT MURAL FM FAIR-R32

027003073NGR4065	UNI INTERIOR MURAL FAIR 9 -2.7 KW C/WIFI	271.00
027003073NGR4066	UNI INTERIOR MURAL FAIR 12 3.5 KW C/WIFI	295.00
027003073NGR4067	UNI INTERIOR MURAL FAIR 18 5.2 KW C/WIFI	443.00
027003073NGR4068	UNI INTERIOR MURAL FAIR 24 7.0 KW C/WIFI	553.00

UNIDADES INTERIO.SPLIT MURAL FM LOMO-R32

027003053NGR4048	UN INT.MULTI MURAL FM LOMO 7 - 2.1 KW	258.00
027003053NGR4049	UN INT.MULTI MURAL FM LOMO 9 - 2.5 KW	198.00
027003053NGR4050	UN INT.MULTI MURAL FM LOMO 12 - 3.2 KW	212.00
027003053NGR4051	UN INT.MULTI MURAL FM LOMO 18 - 4.6 KW	250.00
027003053NGR4052	UN INT.MULTI MURAL FM LOMO 24 - 6.2 KW	618.00
027003053NGR4071	UN INT.MULTI MURAL FM LOMO 7 - 2.1 KW	194.00

UNIDADES INTERIORES CASSETE FM - R32

027003113NGR4058	-UNI INT.CASSETE FM CST 12 3,5 KW	SobConsulta
027003113NGR4058K	UNI INT.CASSETE FM CST 12 3,5 KW	467.00



+351 244 800 160
+351 244 802 323



geral@canalcentro.pt
info@canalcentro.pt



R. do Bailadouro s/nº,
2410-211 Pousos



027003113NGR5007	PAINEL CASSETE TC03	SobConsulta
PECAS ASSISTENCIA GR		
PECAS ASSISTENCIA AR CONDICIONADO GREE		
0270800101	9AGR0298 COMANDO POR CABO Z4B351	55.23
0270800102	9AGR1712 PLACA CONTROLO	123.75
VENTILOCONVECTORES		
CONTROLO VENTILOCONVECTORES		
027010203IGR9136	SENSOR INFRAVERM. DQ34 P/ YB1FA	SobConsulta
027010203IGR9137	COMANDO SEM FIOS P/CONDUTAS DQ34+YB1FA	255.00
027010203NGR9017	CONTROLO SEM FIOS YB1FA	SobConsulta
VALVULAS 3 VIAS VENTILOCONVECTORES		
027010223IGR9603	KIT VALVULA 3 VIAS 1/2	147.00
027010223IGR9604	KIT VALVULA 3 VIAS 3/4	154.00
027010223IGR9605	KIT VALVULA 3 VIAS 1	168.00
VENTILOCONVECTORES CONDUTAS 2 TUBOS		
027010013IGR7063	VENTILOCONVECTOR CONDUTA 2T CDT 20 - 2KW	183.00
027010013IGR7064	VENTILOCONVECTOR CONDUTA 2T CDT 31 - 3KW	211.00
027010013IGR7073	VENTILOCONVECTOR CONDUTA 2T CDT 42 - 4KW	276.00
VENTILOCONVECTORES MURAL		
027010093IGR7205	VENTILOCONVECTOR CHAO TETO ST63 6.35KW	508.00
027010093IGR7301	VENTILOCONVECTOR MURAL M25 - 2.5KW	260.00
027010093IGR7302	VENTILOCONVECTOR MURAL M36 - 3.6KW	281.00
EQUIPAMENTOS DE CLIMATIZACAO."VAILL		
AR CONDICIONADO VAILL		
ACESSORIOS P/AR CONDICIONADO VAILLANT		
026810300020173011	0020173011 SUP P/COMD. AR CONDICIONADO	4.00
026810300020174168	0020174168 COMANDO AR CONDICIONADO	78.16
AR CONDICIONA.MULTI-COMBI VAI6 VAILLANT		
02681003035	VAI6-035 WMNI UNID.INT.COMBINA.12000 BTU	177.00
02681003085	VAF6-085 W4NO UNID.EXT.COMBINA.29000 BTU	1849.0
AR CONDICIONADO MONO-SPLIT R32 VAI8		
02681000025	VAI8-025 WN MONO-SPLIT 9000 BTU - R32	683.00
02681000025E	0010019791 UN EXT VAI8-025WNO-R32	SobConsulta
02681000025I	0010022677 UNI INT VAI8-02WNI	SobConsulta
02681000050	VAI8-050 WN MONO-SPLIT 18000 BTU-R32	1098.0
02681000050E	0010019793 UN EXT VAI8-050WNO-R32	820.00
02681000050I	0010022679 UN INT VAI8-050WNI	SobConsulta
AR CONDICIONADO MONO-SPLIT VAI6 VAILLANT		
02681001025	VAI6-025 WN MONO-SPLIT 9000 BTU VAILLANT	679.00
02681001025E	VAI6-025 WNO UNIDADE EXTERIOR	SobConsulta
02681001025I	VAI6-025 WNI UNIDADE INTERIOR	SobConsulta
02681001065	VAI6-065 WN MONO-SPLIT 22000 BTU VAILL.	1541.0
02681001065E	VAI6-065 WNO UNIDADE EXTERIOR	SobConsulta
02681001065I	VAI6-065 WNI UNIDADE INTERIOR	SobConsulta
AR CONDICIONADO MULTI VAI 8 - R32		
02681005070W3	0010022659 UNID.EXT.3X1 VAF8-070W3NO R32	1590.0
02681005080W4	0010022660 UNID EXT 4X1 VAF8-080W4NO R32	1706.0
0268100525WNI	0010022677 UNID INT VAI8-025WNI 9000BTU	197.00
0268100535WNI	0010022678 UNID INT VAI8-035WNI 12000BTU	208.00
0268100550WNI	0010022679 UNID INT VAI8-050WNI 18000BTU	278.00
BOMBAS CALOR VAILLAN		
BOMBA CALOR AROTHERM SPLIT "VAILLANT"		
0268050207I	0010023504 AROTHERM HIDRA VWL 77/5 IS	SobConsulta
0268050207M	BOMBA CALOR AROTHERM SPLIT 7KW MONOF	6348.0
0268050207ME	0010021619 AROTHERM EXT. VWL 75/5 A	SobConsulta
BOMBAS CALOR AROTHERM PLUS 75°C - R290		
0268050453	0010031664 AROTHERM PLUS VWL 85/6A 230V	5747.7



0268050454	0010031665 AROTHERM PLUS VWL 125/6A 230V	7357.7
0268050455	0010031666 AROTHERM PLUS VWL 125/6A 400V	7820.0
0268050456	0010031667 AROTHERM PLUS VWL 155/6A 230V	8277.7
0268050457	0010031668 AROTHERM PLUS VWL 155/6A 400V	8277.7

BOMBAS DE CALOR AQS "VAILLANT"

026805090200	0010026818 B.CALOR AQS AROSTOR VWL BM200	2400.0
026805090270	0010026819 B.CALOR AQS AROSTOR VWL BM270	2600.0

BOMBAS DE CALOR AROTHERM "VAILLANT"

02680501085	BOMBA CALOR AROTHERM VWL 85/2 A 230V	6014.0
02680501085A	0010019765 AROTHERM VWL 85/3 A 230V	SobConsulta
02680501115	BOMBA CALOR AROTHERM VWL 115/2 A11KW MON	7642.0
02680501115A	AROTHERM VWL 115/2 A 230V	SobConsulta
02680501115T	BOMBA CALOR AROTHERM VWL 115/2 A11KW TRI	7642.0
02680501115T1	AROTHERM VWL 115/2 A 400V	SobConsulta
02680501155	BOMBA CALOR AROTHERM VWL 155/2 A15KW TRI	8607.0
02680501155A	AROTHERM VWL 155/2 TRIFASICO	SobConsulta
02680501155AM	AROTHERM VWL 155/2 MONOFASICO	SobConsulta
02680501155B	CALORMATIC VRC700/4	225.00
02680501155M	BOMBA CALOR AROTHERM VWL 155/2 A15KW MON	8607.0
0268050131	0020197148 MOD.P/LIGAÇÃO NET VR 900	228.00
0268050404	B.CALOR AROTHERM PLUS 8.5KW MON R290	6251.0
0268050405	B.CALOR AROTHERM PLUS 12.5KW MON R290	7861.0
0268050406	B.CALOR AROTHERM PLUS 12.5KW TRIF R290	8324.0
0268050407	B.CALOR AROTHERM PLUS 15.5KW MON R290	8781.0
0268050408	B.CALOR AROTHERM PLUS 15.5KW TRIF R290	8781.0

**COMPONENTES PARA BOMBAS CALOR"VAILLANT"**

026805100020175815	0020175815 HELICE 500mm 3 PAS	50.75
026805100020241253	0020241253 KIT INVERTER VWL 85/2 230V	1307.8
0268051001	0020117049 CONTROLO VWZ AI VWL X/2A	241.00
0268051002	0010031648 VWZ AI VWL X/6 MB6 P/PLUS	276.00
0268051025	0020180702 RESIST.ELECTRICA VWZMEH60	870.00
0268051026	0020180703 RESIST.ELECTRICA VWZMEH61	1667.0
0268051027	002018704 MOD.HIDRALICO VWZMWT150	1187.0
0268051028	0020145020 MOD.INERCIA 40 VWZMPS40	834.00
0268051029	0020171335 TERMOSTATO ADICIONAL VR91	134.00
0268051031	0020231567 TERMOSTATO VR91F SEM FIOS	171.00

CALD.A GAS DOMESTICA**ACESSORIOS EXAUSTAO P/CALD.CONDENSACAO**

0268013201	0020219517 KIT PP 60/100 CALDEIRA CONDEN	64.00
0268013202	303903 PROLONGAMENTO 1MT 60/100	28.00

ACESSORIOS EXAUSTAO P/CALD.EST./VENT.

0268013101	303845 KIT 60/100 (NÃO CONDENSAÇÃO)	84.00
0268013102	303815 ADAPTADOR 60/80 P/CALD. VENTILADA	33.00
0268013103	0020213342 KIT VENTILADOR 80 TIR.FORCADA	159.00

ACESSORIOS HIDRAULICOS P/CALD.DOMEST.

0268013001	0020048666 KIT ACESSORIO HIDRAULICOS	44.00
0268013002	0020048667 KIT ACESSORIO HIDRAULICOS	62.00
0268013004	0020235519 KIT VALVULAS ECOTEC PURE VUW	65.00

ACESSORIOS REGULACAO E CONTROL

026801340010027066	0010027066 UNIDADE IGNIÇÃO MAG 12/15/17	10.55
026801340010027067	0010027067 KIT ELECT IOM+AC MAG 12/15/17	11.26
026801340010027073	0010027073 VENTILADOR MAG 125 RT/R1/R2	112.50
026801340010027074	0010027074 VENTILADOR MAG 155 RT/R1/R2	112.50
026801340010027081	0010027081 CORDAO FUSIVEL PERM 12/15/17	9.15
026801340010027091	0010027091 PRESSOSTATO MAG 125	93.75
026801340010027092	0010027092 PRESSOSTATO MAG 155/175	93.75
026801340010027093	0010027093 GRUPO ENTR.A.FRIA 12/15/17	26.75
026801340010027095	0010027095 LIGACAO INT AG FRIA 12/15/1	35.50



026801340010027096	0010027096 FILTRO ENTR. A. FRIA 12/15/17	4.21
026801340010027097	0010027097 ORING ENTR/SAIDA AQS (10UN)	3.55
026801340010027105	0010027105 DISPLAY MAG 125/155/175	50.75
026801340010028086	0010028086 PCB ECOTEC PLUS	233.75
026801340010028721	0010028721 JUNTA ISOLANTE QUEIMADOR ecoTEC INTRO	14.13
026801340010028734	0010028734 QUEIMADOR 24 Kw ecoTEC INTRO	24.13
026801340010028746	0010028746 VALVULA SIT ecoTEC INTRO	80.00
026801340010028764	0010028764 VENTILADOR ecoTEC INTRO	71.25
026801340010028790	0010028790 VALVULA DRENO ecoTEC INTRO	24.13
026801340010028836	0010028836 LIRA VASO EXPANSAO ecoTEC INTRO	11.26
026801340010028889	0010028889 DISPLAY ecoTEC INTRO	54.75
026801340010028905	0010028905 SIFAO CONDENSADOS ecoTEC INTRO	9.15
026801340010028908	0010028908 JUNTA PERMUTADOR -SIFAO ecoTEC INTRO	7.75
026801340010028954	0010028954 PERMUTADOR 10 PLACAS ecoTEC INTRO	32.62
026801340010030017	0010030017 CIRCULADOR ecoTEC INTRO	186.25
026801340010031382	0010031382 REDUTOR GP MAG 155/175	76.25
026801340010031704	0010031704 PCB P4 ecoTEC INTRO	133.75
026801340010033311	0010033311 PCB (12/15/17RT) (12/15R1 GN)	141.25
026801340010033804	0010033804 PURGADOR ecoTEC INTRO	15.38
026801340010034078	0010034078 VENTILADOR MAG 175 RT/R1	71.25
026801340010035509	0010035509 TAMPÁ PCB INSTALADOR AROTERM PLUS	SobConsulta
026801340010035686	0010035686 PCB 12A17R1GP-12/15R2-17R1GN	126.25
026801340010036682	0010036682 TERMOSTATO SEG MAG 12/15/17	5.60
026801340010037814	0010037814 ELETRODOS ecoTEC INTRO	24.13
026801340020010292	0020010292 MANIPULO P/VALVULA ENCHIMENTO	3.55
026801340020018065	0020018065 VALVULA ENCHIMENTO+MANIPULO	23.25
026801340020018138	0020018138 PRESSOSTATO DE FUMOS	43.50
026801340020019991	0020019991 VALVULA GN TurboTEC PRO	83.75
026801340020019992	0020019992 VALVULA PROP. TurboTEC PRO	87.50
026801340020019994	0020019994 PERMUTADOR PRIMARIO 24 KM	206.25
026801340020020008	0020020008 VENTILADOR DE FUMOS 24KW	83.75
026801340020020015	0020020015 VALVULA 3 VIAS POLIAMIDA	80.00
026801340020020018	0020020018 PERMUTADOR DE PLACAS 24 KW	76.25
026801340020020019	0020020019 VASO EXPNSAO 6L VAILLANT	83.75
026801340020020023	0020020023 CIRCULADOR VAILLANT	147.50
026801340020023812	0020023812 ADAPTADOR MANOMETRO	6.35
026801340020025042	0020025042 CIRCULADOR ECOTEC PLUS VM376	161.25
026801340020025929	0020025929 KIT JUNTAS QUEIMADOR	15.38
026801340020029604	0020029604 TURBINA AQUASENSOR	8.45
026801340020034604	0020034604 PCB P/ VM242	261.25
026801340020038572	0020038572 PERMUTADOR PLACAS 28KM	112.50
026801340020038679	0020038679 JUNTA ANEL QUEIMADOR ecoTEC INTRO	12.63
026801340020039057	0020039057 KIT ELECTRODOS IGNIÇÃO	16.75
026801340020040154	0020040154 DISPLAY TURBOTEC PRO	83.75
026801340020041809	0020041809 RESISTENCIA 3KW	206.25
026801340020045972	0020045972 SONDA TEMPERATURA NTC	15.38
026801340020045974	0020045974 FILTRO VM486	21.38
026801340020046177	0020046177 PCB P/ VM466/656	186.25
026801340020047053	0020047053 KIT ELECTRO IGNIÇÃO ATMO MAG	11.26
026801340020047170	0020047170 FLANGE TERMOSSIFAO 200LT	24.13
026801340020048969	0020048969 KIT BOTÕES REGULAÇÃO (3PCS)	9.15
026801340020049776	0020049776 ACENDIMENTO ELECTRONICO	76.25
026801340020052485	0020052485 VALVULA MIST.SOLAR 11/14/16	220.00
026801340020056561	0020056561 DISPLAY TURBOTEC PLUS	63.75
026801340020056834	0020056834 LIMITADOR TEMPERATURA	59.25
026801340020059717	0020059717 SENSOR PRESSAO 1.5 BAR	16.75
026801340020060716	0020060716 PCB V 7-050 M2NHO	332.50
026801340020068020	0020068020 HIDROGERADOR 11 MINI	71.25
026801340020068120	0020068120 SENSOR NTC 19 MM	9.15
026801340020068136	0020068136 IMANS FIXAÇ/2 PCS ECOTEC PLUS	4.95



026801340020068405	0020068405 TERMOST. LIMITADOR TEMPERATUR	29.25
026801340020068957	0020068957 KIT TUBOS LIGAÇÃO	18.75
026801340020074963	0020074963 KIT 3 MANIPULOS P/ECOTEC VM376	7.75
026801340020077361	0020077361 PLACA DE CONTROLO	233.75
026801340020077365	0020077365 DISPLAY MMI DRAIN BACK	100.00
026801340020081859	0020081859 CIRCULADOR VIH SN 250/3 MI P	332.50
026801340020082190	0020082190 KIT ISOLAMENTO VUW 240/5-3 R1	32.63
026801340020082194	0020082194 PLACA REFLETORA	29.25
026801340020082907	0020082907 RESISTENCIA 3.6KW	261.25
026801340020082910	0020082910 CAIXA CONTROLO	261.25
026801340020085525	0020085525 Sonda NTC L=1700MM	29.25
026801340020085527	0020085527 Sonda NTC L=1500MM	29.25
026801340020087657	0020087657 ADAPTADOR	7.04
026801340020092371	0020092371 PCB TURBOTEC PRO	186.25
026801340020092372	0020092372 PCB TURBOTEC PLUS	186.25
026801340020092478	0020092478 - PCB ECOTEC PLUS VM376	186.25
026801340020093190	0020093190 JUNTA FUNDO CAM COMB VM656	32.63
026801340020117469	0020117469 TERMICO DE SEG. MAG 11/14/16	6.35
026801340020117470	0020117470 TERMOSTATO MAG 12/15/17	7.75
026801340020117475	0020117475 JUNTA QUEIMADOR	16.75
026801340020117496	0020117496 Sonda NTC MAG 11/14/16	19.75
026801340020120058	0020120058 ANODO MAGNESIO VTS 2-200	16.75
026801340020120059	0020120059 ANODO MAGNESIO VTS 2-300	24.13
026801340020120060	0020120060 TAMPa ANODO TERMOSSIFAO	4.95
026801340020120063	0020120063 FLANGE ACUMULADOR TERMOSSIFÃO	26.75
026801340020120064	0020120064 TAMPa RESISTENCIA TERMOSSIFAO	10.55
026801340020127040	0020127040 VENTILADOR FUMOS ATMO MAG	71.25
026801340020127145	0020127145 VALVULA GAS MAG 11/14/16	106.25
026801340020132307	0020132307 KIT REPARACAO VFK 125/145	21.40
026801340020132407	0020132407 VEDANTE DE GAS	10.50
026801340020132408	0020132408 VEDANTE DE AGUA	9.15
026801340020132682	0020132682 VALVULA PRIORIDADE VM/VMW	106.25
026801340020132683	0020132683 VALVULA 3 VIAS LATAO VAILLANT	112.50
026801340020133622	0020133622 KLIXON SOBRETENPERATURA	13.38
026801340020133816	0020133816 KIT ELECTRODOS IGNIÇÃO	15.38
026801340020135138	0020135138 VENTILADOR ECOTECPLUS	220.00
026801340020135139	0020135139 VENTILADOR VU 386	386.25
026801340020135142	0020135142 CONJ. VALVULA GÁS C/ VENTURI	141.25
026801340020135165	0020135165 PCB ECOTEC PLUS	194.60
026801340020136628	0020136628 DISPLAY ECOTEC PLUS	50.75
026801340020136629	0020136629 DISPLAY ECOTEC PRO	50.75
026801340020137356	0020137356 Sonda NTC IDA/RETORNO ecoTEC INTRO	5.60
026801340020140423	0020140423 PCB P/ VM806/1006/1206	233.75
026801340020140559	0020140559 COLETOR SENSOR PRESSAO/FILTRO	16.75
026801340020143438	0020143438 VALVULA REG.GAS VM806	273.75
026801340020143440	0020143440 KIT ELECTRODOS	71.25
026801340020143441	0020143441 PARAFUSO (X10) P/ECOTEC PLUS	2.14
026801340020143442	0020143442 JUNTA P/ECOTEC PLUS	4.21
026801340020143444	0020143444 JUNTA ELECTRODOS ECPTEC PLUS	5.60
026801340020143448	0020143448 TRANSFORMADOR ACENDIMENTO	9.86
026801340020143455	0020143455 LIMIT.TEMP.PERM.VM806/1006/12	29.25
026801340020143456	0020143456 LIMIT.T.QUEIM.VM806/1006/1206	32.63
026801340020143466	0020143466 VALVULA GAS VM 100/120	332.50
026801340020143478	0020143478 BOCAL QUEIMADOR ECOTEC 1006	361.25
026801340020143481	0020143481 SUPORTE P/ECOTEC PLUS	2.14
026801340020143489	0020143489 JUNTA ISOLAMENTO 16 mm	26.75
026801340020143491	0020143491 MANGUEIRA P/ECOTEC PLUS	6.35
026801340020143495	0020143495 MANOMET ECOTECPLUS 80/100/120	29.25
026801340020143502	0020143502 SENSOR PERMUT,VM806/1006/1206	35.50
026801340020143508	0020143508 PURGADOR VM806/1006/1206	24.13



026801340020143540	0020143540 CIRCULADOR VM806	413.75
026801340020144590	0020144590 FORRA FRONTAL ECOTECPLUS 24	126.25
026801340020144593	0020144593 FORRA LATERAL ECOTECPLUS 24	71.25
026801340020144594	0020144594 TAMP A ECOTEC PLUS	35.50
026801340020144595	0020144595 BARRAS FIXC/TAMP A ECOTEC PLUS	7.04
026801340020146733	0020146733 VALVULA GÁS VM/VMW 246/306	147.50
026801340020148397	0020148397 VALVULA GAS VU 386	141.25
026801340020152477	0020152477 FILTRO CALDEIRA VKK 2806/3 E R1	24.13
026801340020173344	0020173344 MOTOR VENTILADO AC	161.25
026801340020173358	0020173358 COMPRESSOR VAF6-060 W2NO R410	473.75
026801340020173371	0020173371 PLACA CONTROLO VAIG-050 EXT	332.50
026801340020175864	0020175864 VALVULA EXPANSÃO B.CALOR	71.25
026801340020175872	0020175872 CIRCULADOR PARA VWL85/2A	300.00
026801340020176190	0020176190 KIT TRANSFORMACAO GPL	16.75
026801340020176996	0020176996 PCB VAI 6-085	598.75
02680134002017799	0020107799 JUNTA FLANGE	11.26
026801340020181912	0020181912 CIRCUITO IMPRESSO INSTALADOR	161.25
026801340020184344	0020184344 GRUPO PORTA-INJET GN MAG T11	40.75
026801340020184345	0020184345 GRUPO PORTA-INJET GN MAG T14	46.50
026801340020184346	0020184346 GRUPO PORTA-INJET GN MAG T16	46.50
026801340020184360	0020184360 VALVULA SENSOR MAG 11/14/16	40.75
026801340020184361	0020184361 SENSOR CAUDAL MAG 11/14/16	15.38
026801340020185567	0020185567 CAB VAL EXPANS VAF6-085 W4N0	54.75
026801340020188931	0020188931 JUNTA (PORTA QUEIMADOR) P/ECOTEC PLUS	54.75
026801340020192757	0020192757 PAINEL LATERAL DTO P/B.CALOR	332.50
026801340020192799	0020192799 CIRCULADOR B. CALOR 15KW	442.50
026801340020193825	0020193825 TERMOMETRO AZUL VMS70	8.45
026801340020195223	0020195223 PRESSOSTATO P/VM806/1006/1206	71.25
026801340020197027	0020197027 VENTILADOR VM806/1006/1206	560.00
026801340020197028	0020197028 VENTILADOR ECOTEC PLUSVM 1006	598.75
026801340020197029	0020197029 VENTILADOR 120	808.75
026801340020197030	0020197030 CANAL ALIMENTACAO DE AR	54.75
026801340020197033	0020197033 JUNTA P/VENTILADOR VM 100	11.96
026801340020198400	0020198400 TERMOMETRO VERMELHO VMS70	8.45
026801340020199528	0020199528 RAMP A GN/GP TURBOMAG PLUS 11	26.75
026801340020199529	0020199529 GRUPO PORTA-INJET GPL MAG T14	26.75
026801340020199530	0020199530 KIT CONV. GPL TURBO MAG 16	29.25
026801340020202561	0020202561 DISPLAY ATMOTEC PRO	46.50
026801340020203656	0020203656 CENT.SOLAR AUOMATIC VRS570	SobConsulta
026801340020204487	0020204487 KIT RESISTENCIA ELECTRICA	421.00
026801340020210266	0020210266 ELECT.IONIZAÇÃO MAG 11/14/16	13.38
026801340020210285	0020210285 LIGADOR DE AGUA FRIA	32.63
026801340020211892	0020211892 VENTILADOR FUMOS MAG 11	102.30
026801340020211893	0020211893 VENTILADOR FUMOS MAG 14	102.30
026801340020211894	0020211894 VENTILADOR FUMOS MAG 16	102.30
026801340020211898	0020211898 ELECT.ACEND.MAG 11/14/16	15.97
026801340020211899	0020211899 GRUPO ACENDIMENTO MAG 11-14	11.26
026801340020211905	0020211905 PRESSOSTATO FUMOS MAG 14/16	24.13
026801340020211908	0020211908 BOTAO RESET MAG 11/14/16	4.21
026801340020211909	0020211909 SENSOR ALARME AGUA 11/14/16	4.21
026801340020211930	0020211930 LIG.AGUA QUENTE MAG 11/14/16	26.75
026801340020211945	0020211945 SENSOR CAUDAL AQS ecoTEC INTRO	29.25
026801340020213146	0020213146 VALVULA 3 VIAS ecoTEC INTRO	40.75
026801340020213168	0020213168 CIRCULADOR VU 386/5-5 R4 R6	161.25
026801340020213915	0020213915 TRANSFORMADOR 656 / INTRO	12.63
026801340020214885	0020214885 RETENCAO ecoTEC INTRO	2.48
026801340020217545	0020217545 VALVULA ENCHIMENTO ecoTEC INTRO	15.38
026801340020218247	0020218247 JUNTA ANEL	40.75
026801340020219860	0020219860 TAMP A UNISTOR VIH R 200/6 M	59.25
026801340020220464	0020220464 PRESSOSTATO DE FUMOS MAG 11	24.13



026801340020224346	0020224346 CABO EXT.PLAC ELEC TURBOMAG	3.00
026801340020228304	0020228304 VENTILADOR	120.00
026801340020231972	0020231972 CIRCULADOR VAILLANT	300.00
026801340020233813	0020233813 PCB INST AROTERM PLUS 12KW 230V	141.25
026801340020233814	0020233814 PCB INST AROTERM PLUS 12KW 400V	161.25
026801340020234140	0020234140 CIRCULADOR ECOTECPRO	300.00
026801340020235180	0020235180 COBERTURA PAINEL TURBOMAG	32.63
026801340020235181	0020235181 DISPLAY TOUCH MAG 11/14	40.13
026801340020237676	0020237676 VASO EXPANSAO ecoTEC	71.25
026801340020238360	0020238360 BRACADEIRA TUBO 60/100 ALU	8.45
026801340020241253	0020241253 KIT INVERTER VWL 85/2 230V	1597.5
026801340020246709	0020246709 KIT ELETRODOS 656	21.38
026801340020249147	0020249147 PCB TURBOMAG 11/14/16 (2VER)	SobConsulta
026801340020249148	0020249148 PLACA CONTROLO MAG 14-2/0-5	50.75
026801340020251359	0020251359 PCB TURBOMAG 11/14/16 (3VER)	133.75
026801340020252804	0020252804 PERMUTADOR VU 386/5-5 R6	598.75
026801340020265137	0020265137 VALVULA ENCHIMENTO TURBOTEC	11.26
026801340020265138	0020265138 MANIPULO	2.14
026801340020267619	0020267619 ELECT.ACEND.TURBOMAG 11/14/16	11.26
026801340020268765	0020268765 VALVULA GAS VM 656 - VK8205V1036	87.50
026801340020272056	0020272056 KIT JUNTAS ECOTEC P 100/120	100.00
026801340020274750	0020274750 PLACA DO VENTILADOR FMU VWL	206.25
026801340020278881	0020278881 CIRCUITO IMPRESSO HMU	233.75
026801340020280043	0020280043 VENTILADOR FUMOS MAG 14	105.40
026801340020280044	0020280044 VENTILADOR FUMOS MAG 16	87.50
02680134010027095	010027095 LIGACAO INT AG FRIA 12/15/1	SobConsulta
02680134010362	010362 MEMBRANA DIAFRAGMA	SobConsulta
02680134010365	010365 MEMBRANA DIAFRAGMA	8.90
0268013401080075	01080075 BICONE GAS 1 P/CALDEIRA	SobConsulta
02680134011289	011289 COMUTADOR DE AGUA	147.50
02680134014674	014674 VALVULA ENCHIMENTO VMW 240	16.75
02680134014714	014714 VALVULA VMW 240	26.75
026801340160977	160977 CIRCULADOR P/CALDEIRA VP5/0 S2	141.25
026801340200187	0200187 KIT TRANSF. GP VGH200/6 XZ R1	SobConsulta
0268013402680134	0020197032 JUNTA P/ VENTILADOR VM806	13.38
02680134028700	028700 TUBO PILOTO VGH200/6 XZ R1	10.55
02680134042193	042193 PILOTO VGH200/6 XZ R1	43.50
02680134050430	050430 QUEIMADOR P/ VM 466	106.25
02680134053520	053520 BLOCO GAS MAG 11-4/0 ETE GN	161.25
02680134053521	053521 BLOCO GAS MAG 11-14 -4/0 ETE GPL	126.25
02680134053556	053556 BLOCO REGULADOR GÁS VM466	147.50
02680134061707	061707 PURGADOR AUTOMATICO	15.38
02680134065088	065088 PERMUTADOR 12 PLACAS	133.75
02680134065131	065131 PERMUTADOR 12 PLACAS AQS	120.00
02680134065150	065150 PERMUTADOR COMPLETO	740.00
02680134074514	074514 FLITRO DE ENTRADA FRIA	2.14
02680134076560	076560 COLECTOR EVACUACAO GASES VM486	80.00
02680134078543	078543 MANIPULO	26.75
02680134080075	080075 BICONE LIGAÇÃO GAS 1	19.75
02680134083437	083437 BICONE LIGAÇÃO GAS 3/4X15	11.26
02680134090709	090709 ELECTRODO P/ VM / VMW	15.38
02680134090761	090761 ELECTRODO IONIZAÇÃO ATMO MAG	4.95
02680134091077	091077 ACENDIMENTO PIEZO VGH200/6 XZ R1	9.15
02680134092024	092024 LIGAÇÃO COBRE AQUASENSOR	16.75
02680134100594	100594 TRANSFORMADOR IGNIÇÃO ATMO MAG	8.45
02680134101271	101271 MANOMETRO	21.38
02680134104521	104521 PURGADOR CALDEIRA MURAL	15.38
02680134106350	106350 CHAVE DRENAGEM 1/2	10.55
02680134106482	106482 ANODO MAGNESIO CADEIA	100.00
02680134108597	108597 AQUA SENSOR- PERMUTADOR	21.38



02680134108622	108622 PRESSOSTATO DE FUMOS MAG 11-14	26.75
02680134108625	108625 SENSOR LIMITE TEMPERATURA	7.04
02680134110760	110760 CONECTOR DE REDE	38.00
02680134111715	111715 MICROINTERRUPTOR	13.38
02680134111718	111718 MEMBRANA ATMO MAG 14	8.45
02680134111963	111963 LIMITADOR 8L/M MAG 12 (10UN)	24.13
02680134111964	111964 LIMITADOR 12L/M MAG 15/17 (10UN)	24.13
02680134111968	111968 BLOCO GAS MAG 14-4/0 ETE GN	161.25
02680134114286	114286 SET 3 BOTÕES	11.26
02680134115166	115166 ADAPTADOR BOTAO MAG 11	4.21
02680134115168	115168 ADAPTADOR	4.21
02680134115300	115300 MEMBRANA ATMO MAG 11	9.15
02680134115304	115304 COMUTADOR AGUA ATMOMAG 11-4/0 E	100.00
02680134115305	115305 COMUTADOR AGUA ATMOMAG 14-4/0 E	93.75
02680134115311	115311 VALVULA VENTURI 11-4/0 E	3.55
02680134115313	115313 VALVULA VENTURI 14-4/0 E	3.55
02680134115318	115318 FILTRO DE AGUA	5.60
02680134115323	115323 VALV.FALTA AGUA ATMO MAG-GN	9.15
02680134115327	115327 VALV.FALTA AGUA ATMO MAG-GPL	11.26
02680134115363	115363 SERVOMOTOR ATMO MAG-GN	63.75
02680134115371	115371 SERVOMOTOR ATMO MAG-GPL	63.75
02680134125151	125151 MANIPULO P/COMBI 242/2-3 R3	3.55
02680134130822	130822 PCB C/DISPLAY CINZA	46.50
02680134130853	130853 PCB ATMO MAG	186.25
02680134130854	130854 DISPLAY ATMO MAG	147.50
02680134171013	171013 TERMOPAR VGH200/6 XZ R1	14.13
02680134178969	178969 JUNTA C-TYPE PERMUTADOR AQS	9.15
02680134178980	178980 BY-PASS AJUSTAVEL	11.96
02680134178983	178983 CIRCULADOR COMPLETO VAILANT	147.50
02680134178985	178985 VALVULA SEGURANÇA 3 BAR VAILLANT	18.00
02680134178988	178988 AQUA SENSOR	26.75
02680134179030	179030 FILTRO POLIAMIDA	7.04
02680134179031	179031 CONECTOR LATAO COM FILTRO	50.75
02680134180900	180900 QUEIMADOR P/ VM 656	87.50
02680134180904	180904 JUNTA P/ VM 656	9.15
02680134180912	180912 PERMUTADOR COMPLETO	2057.5
02680134180913	180913 JUNTA FRENTE CAM COMB VM656	24.13
02680134180982	180982 MANOMETRO	21.38
02680134180984	180984 SIFÃO CONDENSADOS CALDEIRA	14.13
02680134181045	181045 VASO EXPANSAO VCM240	120.00
02680134181051	181051 VASO EXP.RETANG.10L ECOTEC PLUS	100.00
02680134181057	181057 VASO EXP.RETANG.10L TURBOTEC PLUS	161.25
02680134190248	190248 VENTILADOR DE FUMOS	473.75
02680134190732	190732 VALVULA SEGURANÇA	38.00
02680134193535	193535 VEDANTE PK10	10.55
02680134193592	193592 SENSOR NTC IMP/RET. ECOTEC PLUS	7.75
02680134193595	193595 JUNTA QUEIMADOR	21.38
02680134194819	194819 AQUASENSOR	106.25
02680134194849	194849 AQUA SENSOR ATMO MAG	38.00
02680134197033	197033 JUNTA PLANA	11.85
0268013420254533	0020254533 PLACA PCB ECOTEC PLUS	206.25
02680134210734	210734 PLACA ISOLAMENTO	24.13
02680134210779	210779 RODA ISOLAMENTO 10MM VM486	24.13
02680134226302	226302 MICROSWITCH	4.21
02680134251957	251957 FUSIVEL T4H (10 UN)	5.60
02680134252457	252457 VALVULA 3 VIAS VMW	120.00
02680134253549	253549 SENSOR FUMOS CALDEIRA ATMO	50.75
02680134256803	256803 SENSOR NTC	7.04
02680134287450	287450 TRANSFORMADOR	26.75
02680134291204	291204 KIT INJECTORES 1.30 GN ATMO MAG	8.45



02680134291213	291213 KIT INJECTORES 1.30 GPL ATMO MAG	10.55
02680134509228	509228 VALVULA SEG. 3 BAR 3/4X1	29.25
02680134981045	981045 JUNTA VM486	3.55
02680134981103	981103 JUNTA QUEIMADOR	2.48
02680134981125	981125 JUNTA	4.21
02680134981140	981140 KIT JUNTAS 3/4 (10UN)	2.80
02680134981142	981142 VEDANTE GAS ecoTEC INTRO	2.48
02680134981151	981151 ORING PK10	2.48
02680134981254	981254 JUNTA (10UN)	3.55
02680134981330	981330 JUNTA ELECTRODOS	2.80
02680134981333	981333 JUNTA VM486	2.14

ACESSÓRIOS DE CONVERSÃO

026801330020199906	0020199906 KIT CONV.GPL ATMOTEC	43.50
0268013301	0020176180 KIT MAN.CONV.ECOTECPRO 23-28	6.35
02680133011	0020042517 KIT CONV. GP P/GN VM 376/3-5 (5UNID)	9.86
0268013302	0020175905 KIT CONV.GPL ECOTECPLUS16-24	18.00
02680133021	0020175906 KIT CON.GPL ECOTECPLUS306/346	120.00
0268013303	0020176190 KIT CONV.GPL ECOTPLUS 80-120	16.75
0268013304	0020024599 KIT CONV.GPL TURBOTEC PRO24	112.50
0268013305	0020024600 KIT CONV.GN TURBOTEC PRO24	87.50
0268013306	0020048921 KIT CONV.GPL TURBOTEC PLUS24	100.00
0268013307	0020048925 KIT CONV.GN TURBTEC PLUS28-32	106.25
02680133071	0020053226 KIT CON.GPL TURBTEC PLUS28-32	126.25
0268013308	0020175903 KIT CONV.GN ECOTEPLUS 16-38	16.75
0268013309	0020196194 KIT CONV.GPL TURBO MAG 11	18.00
0268013310	0020196195 KIT CONV.GN TURBO MAG 11	19.75
0268013311	0020196196 KIT CONV.GPL TURBO MAG 14	21.38
0268013312	0020196197 KIT CONV.GN TURBO MAG 14	21.38
0268013317	0010027533 KIT CONV GP TURBOMAG PLUS 17L	54.75
0268013330	311801 KIT GN-GP ATMOMAG EXCLUSIVE	45.31

CALD.DE CHAO CONDENSAÇÃO ECO COMPACT

026801100246	CALD.CONDENS.CHAO ECO-COMPACT206/4-5 150	3011.0
--------------	--	--------

CALD.MURAL ATMOFERICA VAILLANT

0268012924483	0010024483 ATMOTEC PLUS 194/4-5 20KW	1127.0
026801292465	CALD.MISTA ATMOTEC PRO 240/24 KW G.N.	925.00

CALD.MURAL CONDENS ECOTEC INTRO

0268010301	0010026104 ECOTEC INTRO WUW 18/24 AS/1-1	1469.0
0268010303	0020219517 ECOTEC INTRO WUW 24/28 AS/1-1	1619.0

CALD.MURAL CONDENS ECOTEC PLUS MISTA

026801050246	CALD.COND.MISTA ECOT.PLUS VUW 246/24 KW	1709.0
026801050306	CALD.COND.MISTA ECOT.PLUS VUW 306/30 KW	2004.0
026801050346	0010021973 CALD ECOTEC PLUS VUW 346/5-5 34 KW	2202.0

CALD.MURAL CONDENS ECOTEC PLUS SÓ AQUEC.

026801040020052485	0020052485 VALVULA MIST.SOLAR 11/14/16	243.35
026801040246	CALD.COND.SO AQ.ECOT.PLUS VU 246/24 KW	1774.0
026801040376	CALD.MURAL COND.ECOT.PLUS VU VM376/3-5 H	1667.0
026801040386	CALD.COND.SO AQ.ECOT.PLUS VU 386/38 KW	2080.0

CALD.MURAL CONDENS ECOTEC PRO MISTA

026801060236A	CALD.CONDENS.ECOTEC PRO 236/5-3H/23 KW	1433.0
026801060236H	CALD.COND.ECOTEC PRO HPM 236/5-3H/23KW	1449.0
026801060286A	CALD.CONDENS.ECOTEC PRO 286/28 KW	1592.0

CALDEIRA MURAL ECOTEC PURE

026801080236	CALD.COND.MISTA ECOT. PURE VUW 236/7-2	SobConsulta
--------------	--	-------------

CALDEIRAS A GAS ALTA**ACESSORIOS EXAUSTAO P/CALD.ALTA POTEN**

0268020401	303209 KIT HORIZONTAL PP 80/125	164.00
0268020405	20060570 KIT EXAUST.VERT.60/100 PP PRETO	103.00
0268020413	0020147469 ADAPT. SAIDA COAXIAL P/80 PP	24.00



0268020424	0020106373 KIT HORIZONTAL P.P.110/160	364.00
0268020428	0020106377 TUBO PP 1101160 1 MT	89.00
0268020430	0020106379 CURVA PP 45° 110/160 (2UNID)	146.00
0268020431	0020106380 CURVA PP 87 110/160	82.00
0268020443	0020106397 TERMINAL CHAMINE PLAST.DN110	73.00
0268020445	0020106418 ADAPTADOR MOTORIZ 110mm	666.00
0268020450	0020106428 KIT BASICO 2 CALDEIRAS 200mm	727.00
0268020451	0020106429 KIT P/CALDEIRA ADICIONAL200mm	207.00
0268020460	0020095532 ADAP CALDEIRA 200 VKK 2006-2806	193.00
0268020461	0020151166 VAL RETENCAO MOTOR. 200 2006-2806	947.00
0268020462	0020150855 RELÉ P/ VAL RETENCAO MOTORIZADA	193.00
0268020470	0020095550 TUBO PP 200 MM - 1 MT	214.00
0268020472	0020095551 TUBO PP 200 MM - 2 MTS	121.00
0268020474	0020095553 CURVA 87 PP 200MM	198.00
0268020476	0020095562 TUBO INSPECAO 200MM - 0,5MT	259.00
0268020478	0020095580 TUBO CONCENTRICO PP 200/300 - 1MT	355.00
0268020480	0020095584 TERMINAL PP/INOX 200/300	275.00
0268020482	0020095582 TUBO VERTICAL PP/INOX 200/300	602.00

ACESSORIOS HIDRAULICOS P/CALD.ALTA POTEN

0268020209	0010016464 ECOCRAFT VKK 2406/3-E	13771
0268020301	0020059560 VALVULA DE CORTE 11/2	148.00
02680203010	0020256403 VALVULA DE CORTE 11/2 48/65	94.00
02680203011	0020249126 ISOLAMENTO VAL.CORTE 11/2 45/65	19.00
0268020302	0020014446 VALVULA SEGURAN.3 BAR 3/4	35.00
0268020303	0020106057 VALVULA SEGURANCA 4 BAR	48.00
0268020305	0020106058 VALVULA SEGURANCA 6 BAR	53.00
0268020306	0020106070 C.J.LIG.+BOMB.ALTA EFIC.C/ISOL	666.00
0268020307	0020106060 C.J.LIG.+BOMB.ALTA EFIC.C/ISOL	845.00
0268020308	009299 VALVULA DE GAS 1	89.00
0268020313	0020060828 GRUPO SEGUR.P/ECOCRAFT 80KW	266.00
0268020317	0020180028 CIRCULADOR ECOCRAFT 200-280	1521.0
02680203101	0020106195 ISOLAMENTO P/VALVU CORTE 11/2	39.00

ACESSORIOS P/INSTAL.DE CALD. EM CASCATA

0268020501	0020151816 COLETOR HIDRAUL. MOD INICIAL	364.00
0268020503	0020151818 COLETOR HIDR EXTENS 1/2 CALD	868.00
0268020505	0020151820 COLETOR HIDR EXTENS 2/4 CALD	1208.0
0268020507	0020151822 LIGACOES HIDRAUL LINHA 80-120	291.00
0268020515	0020151853 ISOLAMENTO TERMICO COLECTORES	246.00
0268020517	0020151854 ISOLAMENTO TERMICO FINAL COLE	100.00
0268020519	0020138349 ISOLAMENTO CONJUNTO LIGACOES	100.00

BASTIDORES PARA CALDEIRAS

0268020701	0020151805 BASTIDOR VERTICAL INICIAL	291.00
0268020702	0020151813 BASTIDOR EXTENSAO 1/2 CALDEIR	604.00
0268020703	0020151814 BASTIDOR EXTENSAO 2/4 CALDEIR	788.00
0268020704	0020151815 PES PARA BASTIDOR CALDEIRA	246.00

CALD.CHAO CONDENS.ALTA POTENC.VAILLANT

0268020205	0010016462 ECOCRAFT VKK 1606/3-E	10900
------------	----------------------------------	-------

CALD.MURAI CONDENS.ALTA POTENC.VAILLANT

026802010486	CALD.MURAL COND.ECOTECPLUS 486/5-5 48KW	2999.0
026802010656	CALD.MURAL COND.ECOTECPLUS 656/65KW	4379.0
026802010806	CALD.MURAL COND.ECOTECPLUS 806/75KW	4996.0
026802011006	CALD.MURAL COND.ECOTECPLUS 1006/93KW	5960.0
026802011206	CALD.MURAL COND.ECOTECPLUS1206/112KW	6440.0

CALDEIRAS GASOLEO V**CALDEIRAS GASOLEO CONDENSAÇÃO ICOVIT**

02680401001	0020023134 FILTRO GASOLEO ICOVIT	165.00
026804010256	0010010677 CALDEIRA ICOVIT VKO 256/3-7	4730.0

DEPOSITOS E ACUMULAD

+351 244 800 160
+351 244 802 323



geral@canalcentro.pt
info@canalcentro.pt



R. do Bailadouro s/nº,
2410-211 Pousos



ACUMULADORES BIGSTOR

0268080401300	0010020639 ACUM. 1 PERM VIH R 300/3 BR	1417.0
0268080402300	0010020642 ACUM. 2 PERM VIH S 300/3 BR	1654.0
0268080402500	0010020644 ACUM. 2 PERM VIH S 500/3 BR	2183.0
0268080403300	0010020645 ACUM. 1 P BC VIH RW 300/3 BR	1953.0
0268080403500	0010020649 ACUM. 2P BC VIH SW 500/3 BR	3370.0
02680804R1000	0010014932 ACUM. 1PERM VIH R 1000	3920.0

ACUMULADORES INERCIA

0268081401100	0010021456 ACUM. INERCIA VPS R 100/1M	651.00
0268081401200	0010021457 ACUM. INERCIA VPS R 200/1B	769.00

ACUMULADORES MULTI ENERCIA ALLSTOR

0268081007	0010015127 ACUM. EXCLUSIVE VPS 1000/3-7	2423.0
0268081021	0010015130 ACUM. ALLSTOR PLUS VPS300/3-5	1346.0

ACUMULADORES UNISTOR / AUROSTOR

026808030120	0010015937 ACUM. 1 PERM VIH R 120/6M	778.00
026808030150	0010015938 ACUM. 1 PERM VIH R 150/6M	851.00
026808030200	0010015939 ACUM. 1 PERM VIH R 200/6M	953.00
02680803B120	0010015949 ACUM. 1 PERM VIH R 120/6BA	693.00
02680803B150	0010015950 ACUM. 1 PERM VIH R 150/6BA	743.00
02680803B200	0010015951 ACUM. 1 PERM VIH R 200/6BA	828.00

GRUPO HIDRAULICO AUROFLOW / AGUAFLOW

0268081101	0010015140 AUROFLOW EXCLUSIVE VPM 60/2 S	1810.0
0268081130	0010015137 AGUAFLOW EXCLUS. VPM 30/35/2W	1608.0
0268081131	0010015138 AGUAFLOW EXCLUS. VPM 40/45/2W	2032.0
0268081142	0010015144 CONJUNTO BOMBA RECIRCULACAO	234.00

SEPARADORES HIDRAULICOS "VAILLANT"

02680816001	0020137069 PERMUTADOR PLACAS PHE S120-70 (120KW)	634.00
02680816002	0020248922 ISOLAMENTO P/ PHE S120-70	48.00
02680816C280	0020151859 SEPARADOR HIDRAUL.MAG WHC280	1213.0
02680816WHC	0020151855 ISOLAMENTO SEPARADOR HIDR.WHC	146.00

ESQUENTADORES VAILL**ACESSORIOS EXAUSTAO P/ ESQUENTADORES**

026815100020199393	0020199393 PROLONG.20CM 60/100	37.00
026815100020201156	0020201156 KIT EXAUSTAO HORIZONT.60/100	57.00
026815100020201157	0020201157 CURVA 90 60/100	30.00

ESQUENT.A GAS ATMOSFERICO

02681504014G	ESQUENT.ATMOMAG 14L GPL 06960	299.00
02681504M011G	ESQUENT.ATMOMAG MINI 11L GPL 06957	238.00

ESQUENT.A GAS TIRAG.FORCA.TERMOST.

02681502011G	ESQUENT.ATMOMAG EXCLUSIVE 11LT GPL 15445	359.00
02681502011N	ESQUENT.ATMOMAG EXCLUSIVE 11LT GN 15446	359.00
02681502014G	ESQUENT.ATMOMAG EXCLUSIVE 14LT GPL 15447	409.00
02681502014N	ESQUENT.ATMOMAG EXCLUSIVE 14LT GN 15448	409.00
0268150217851	00200017851 Sonda NTC ATMOMAG EXCLUSIV	23.00

ESQUENT.A GAS TIRAG.FORCA.TERMOST.TATIL

02681501011G	ESQUENT.TURBOMAG PLUS TATIL11L GPL 17297	365.00
02681501011N	ESQUENT.TURBOMAG PLUS TATIL11L GN 17294	365.00
02681501014G	ESQUENT.TURBOMAG PLUS TATIL14L GPL 17298	375.00
02681501014N	ESQUENT.TURBOMAG PLUS TATIL14L GN 17295	375.00
02681501016G	ESQUENT.TURBOMAG PLUS TATIL16L GPL 17299	405.00
02681501016N	ESQUENT.TURBOMAG PLUS TATIL16L GN 17296	405.00
0268150112N	0010023397 TURBOMAG PLUS 12 LT GN	398.00
0268150112P	0010023396 TURBOMAG PLUS 12 LT GP	398.00
0268150115N	0010023398 TURBOMAG PLUS 15 LT GN	440.00
0268150115P	0010023417 TURBOMAG PLUS 15 LT GP	440.00
0268150117N	0010023399 TURBOMAG PLUS 17 LT GN	475.00
0268150117P	0010023418 TURBOMAG PLUS 17 LT GP	475.00



ESQUENT.A GAS TIRAGEM FORÇADA

02681505011G	ESQUENT.ATMOMAG PLUS 11LT GPL 4391	315.00
02681505014G	ESQUENT.ATMOMAG PLUS 14LT GPL 4393	415.00

ESQUENT.A GAS TIRAGEM NATURAL

02681503011N	ESQUENT.ATMOMAG EXCLUSIV 11LT GN10012539	329.00
--------------	--	--------

MATERIAL P/USO TECNI**MATERIAL P/USO TECNICO**

026850010010022150	0010022150 CONSOLA VA 1-017 CN	SobConsulta
0268500120244357	0020244357 KIT V3V P/CONSOLA VA 1-3VW C	SobConsulta

REGULACAO E CONTROL**CENTRALINAS VAILLANT**

0268030502	0020092439 CENTRALINA CALORMATIC 630	654.00
0268030503	0020139895 VR32/3 CONTROL.BUS P/CASCATA	109.00
0268030504	0020184844 VR70 MODULO BUS P/AMPLIACAO	246.00
0268030505	0020235465 MODULO BUS VR32B P/VRC 700/4	125.00
0268030506	0020184847 VR71 MODULO BUS P/AMPLIACAO	389.00
0268030510	306782 MODULO EXPANSAO VR60/3 EBUS	234.00
0268030511	0020040079 CONTROLO REMOTO VR90/3	252.00

MODULOS ELECTRONICOS VAILLANT

0268030701	0020017744 VR40 MODULO MULTIFUNCIONAL	50.00
------------	---------------------------------------	-------

PROGRAMADORES VAILLANT

0268030101	0020116882 PROGRAMADOR TIMESWITCH 150	62.00
0268030102	0020124498 PROGRAMADOR VTS160 GB	144.00
0268030125	0020197223 CRONOT.V-SMART WIFI/APP	390.00

REGULACAO COM SONDA EXTERIOR

026803040020171318	0020171318 COMANDO MULTIMATIC VRC 700/6	225.00
026803040020231560	0020231560 MULTIMATIC 700F/4 SEM FIOS	355.00
026803040020252924	0020252924 MOD. P/LIG. NET C/WIFI VR920	234.00
026803040020260921	0020260921 COMANDO MULTIMATIC VRC 720	265.00
026803040020260964	0020260964 MOD.P/LIG.NET C/WIFI VR921	237.00

SONDAS VAILLANT

0268030601	306257 SONDA TEMPERAT.ACUMULADOR	12.00
0268030602	306787 SONDA TEMPERATURA VR10	25.00
0268030603	306788 SONDA TEMPERATURA VR11	19.00
0268030604	000693 SONDA EXTERIOR VRC 693	32.00

TERMOST.E CRONOTERM.MODULANTES VAILLANT

0268030302	0020124478 CALORMATIC VRT350 C/FIOS	119.00
0268030303	0020124485 CALORMATIC VRT350F S/FIOS	191.00

TERMOSTATOS E CRONOTERM.ON-OFF VAILLANT

0268030202	0020170569 DISPLAY DIGITAL VRT250 C/FIOS	71.00
0268030203	0020170574 DISPLAY DIGITAL VRT250F S/FIO	123.00

SISTEMAS SOLARES VA**ACESSORIOS AUROSTEP PLUS VAILLANT**

02680910017708	0010017708 ACUM. AUROSTEP VHI S1 250/4B	900.00
02680910017709	0010017709 ACUM. AUROSTEP VHI S2 250/4 B	973.00
02680910017719	GRUPO HIDRALICO VMS 8D 0010017719	766.00
02680910143730	0020143730 KIT DE LIGACAO HIDRALICA	134.00
02680910204489	0020204489 BOMBA AUROSTEP PLUS DB 12MTS	267.00
02680910302360	302360 TUBOS AUROSTEP PLUS DB 20MTS	479.00
02680910302363	LIQ.ANTICONGELANT CONCENTRADO 10L	73.00
0268091030259	302359 TUBOS AUROSTEP PLUS DB 10MTS	255.00
02680910C10206	COLECTOR SOLAR VFK 135/2	762.00
02680910C59899	ESTRUTURA P/COLET.AUROSTEP VAILLANT	36.50

ACESSÓRIOS SOLARES

026809170020092561	0020092561 BARRAS PAINEIS	27.22
026809170020173592	0020173592 SUPORTE VASO EXPANSAO VMS70	57.00
02680917302363	302363 LIQUIDO SOLAR 10 LT	73.00



+351 244 800 160
+351 244 802 323



geral@canalcentro.pt
info@canalcentro.pt



R. do Bailadouro s/nº,
2410-211 Pousos



02680917302498	302498 LIQUIDO SOLAR 20 LT	134.00
02680917BSOL	0020145705 BOMBA ENCHIMENTO SOLAR	1195.0
02680917VMS70	0020193190 MOD HIDRAULICO AUROFLOW VMS70	484.00
02680917VRS570	0020203656 CONTROLADOR SOLAR VRS570	291.00
02680917VX35	302428 VASO EXPANSAO SOLAR 35 LT	132.00
02680917VX80	302497 VASO EXPANSAO SOLAR 80 LT	386.00

COLETORES SOLARES AUROTHERM

026809151140	0010002226 COLETOR TUBO VACUO VTK 1140/2	1837.0
02680915125	0010015518 AUROTHERM VFK 125	657.00
02680915145H	0010018899 COLETOR SOLAR VFK 145H	790.00
02680915145V	0010018898 COLETOR SOLAR VFK 145V	790.00
02680915570	0010002225 COLETOR TUBO VACUO VTK 570/2	923.00
02680915KITB	0020143696 KIT BASICO LIG. COL. SOLARES	73.00
02680915KITBI	0020065267 KIT BASICO LIG COL INTEGRADOS	69.00
02680915KITE	0020055181 LIGAÇÕES ENTRE COL. SOLARES	41.00
02680915KITVB	0020287045 KIT BASE LIG COL VTK 570/2	46.00
02680915KITVI	0020076779 KIT AMPLI. LIG COL VTK 570/2	89.00

ESTRUTURAS SUPORTES COLECTORES

0268091601	0020137774 SUP. TRIANGULO COLEC.VERTICAL	191.00
0268091602	0020092558 KIT 2 BARRAS P/COLEC VERTICAL	44.00
0268091603	0020059899 KIT 2 BARRAS P/COL VERT INCLI	39.00
0268091630	0020076780 BARRAS P/1 VTK 570/2	41.00
0268091632	0020076781 BARRAS P/1 VTK 1140/2	25.30
0268091634	0020092561 BARRAS BASE P/1 VTK 1140/2	31.05
0268091636	0020137776 TRIANGULOS ESTRUTURA VTK/2	226.00
02680916KITV2I	0020055196 KIT INTEGRACAO V2 (22-75)	904.00

SISTEMA TERMOSSIFÃO AUROSTEP PRO VAILLANT

0268090120789	TERMOSSIFAO SOLAR 150L C/EST.40°VAILLANT	1560.0
0268090120790	TERMOSSIFAO SOLAR 150L C/EST.0° VAILLANT	1560.0
0268090120791	TERMOSSIFAO SOLAR 200L C/EST.40°VAILLANT	1640.0
0268090120792	TERMOSSIFAO SOLAR 200L C/EST.0° VAILLANT	1640.0
0268090120793	TERMOSSIFAO SOLAR 300L C/EST.40°VAILLANT	2330.0
0268090120794	TERMOSSIFAO SOLAR 300L C/EST.0° VAILLANT	2330.0
02680901A10025529	TERMOACUMULADOR 200L TERMOSS.VAIL.NOVO	732.00
02680901A10025530	TERMOACUMULADOR 300L TERMOSS.VAIL.NOVO	893.00
02680901C16434	COLECTOR SOLAR VFK 118T P/TERMOSSIFAO	485.00
02680901C16435	TERMOACUMULADOR 200L TERMOSS.VAILLANT	725.00
02680901C16436	TERMOACUMULADOR 300L TERMOSS.VAILLANT	860.00
02680901C16533	TERMOACUMULADOR 150L TERMOSS.VAILLANT	SobConsulta
02680901C183666	ESTRUTURA 40° P/TERMOSS.150L VAILLANT	SobConsulta
02680901C183667	ESTRUTURA 0° P/TERMOSS.150L VAILLANT	SobConsulta
02680901C183668	ESTRUTURA 40° P/TERMOSS.200L VAILLANT	444.00
02680901C183669	ESTRUTURA 0° P/TERMOSS.200L VAILLANT	444.00
02680901C183670	ESTRUTURA 40° P/TERMOSS.300L VAILLANT	497.00
02680901C183671	ESTRUTURA 0° P/TERMOSS.300L VAILLANT	497.00
02680901R186185	RESISTENCIA P/TERMOSSIFAO 2KW VAILLANT	55.00
02680901R186186	RESISTENCIA P/TERMOSSIFAO 3KW VAILLANT	60.00

SOLAR DE CIRCULACAO FORCADA AUROKIT

026809030010003079	0010003079 ACUM.UNISTOR VIH R 500	SobConsulta
026809030010015518	- 0010015518 COLETOR SOLAR VFK 125	SobConsulta
026809030020055181	- 0020055181 KIT LIG.ENTRE COLETORES	SobConsulta
026809030020143696	- 0020143696 CONJ.LIGACAO COLETOR	SobConsulta
026809030020173592	- 0020173592 SUPORTE VASO EXPANSAO	SobConsulta
026809030020193190	- 0020193190 GRUP.HIDR.AUROFLOW VMS70	SobConsulta
026809030020203656	- 0020203656 CENTRAL SOLAR VRS570	SobConsulta
0268090300202428	- 302428 VASO EXPANSAO SOLAR 35 LT	SobConsulta
02680903500096	SSET 96 KIT AUROKIT 500 F 3P	5056.0
0268090350072988	SSET 90 KIT AUROKIT 500 MF 3P	4853.0

SOLAR RECOLHA AUTOMATICO AUROSTEP PLUS

+351 244 800 160
+351 244 802 323



geral@canalcentro.pt
info@canalcentro.pt



R. do Bailadouro s/nº,
2410-211 Pousos



canalcentro

026809020010010206	0010010206 COLETOR SOLAR VFK 135VDNA	SobConsulta
026809020010017708	0010017708 ACUMULADOR VIH S1 250/4B	SobConsulta
026809020010017711	- 0010017711 ACUMULADOR VIH S2 350/4B	SobConsulta
026809020010017719	0010017719 GRUPO HIDRAULICO VMS 8D	SobConsulta
026809020020055174	- 0020055174 SUPORTE FIX TELHA OND 4U	SobConsulta
026809020020059899	0020059899 KIT 2BAR P/COL VERT INCL	SobConsulta
026809020020092558	0020092558 KIT 2 BARRAS P/SUPORTE	SobConsulta
026809020020137774	0020137774 SUPORTE P/COLETOR PLANO	SobConsulta
026809020020143716	0020143716 CONJ.LIGACAO 1 COLETOR	SobConsulta
026809020020143730	0020143730 CONJ.LIGACAO COLETORES	SobConsulta
026809022506401	0010026401 KIT AUROSTEP PLUS 1.250 MFD	2517.0
026809022508939	0010018939 KIT AUROSTEP PLUS 2.250 MFD	3326.0
02680902302363	302363 LIQUIDO SOLAR 10 LT	SobConsulta
026809023508951	0010018951 KIT AUROSTEP PLU 2.350 SSET21	3634.0

**TERMOACUMULADORES EL****TERMOACUMULADORES ELOSTOR PLUS**

02681701120	TERM. ELECT. ELOSTOR PLUS VEH 120/4-5	368.00
-------------	---------------------------------------	--------

TUBOS E ACESS.VAILLA**ACESSORIOS RECOVAIR "VAILLANT"**

0268253020180805	0020180805 SILENCIADOR CAIXA 180mm	253.00
0268253020231940	0020231940 SILENCIADOR FLEXIVEL 150mm 1M	82.00
0268253020231942	0020231942 SILENCIADOR FLEXIVEL 180mm	96.00
0268253020231951	0020231951 REGISTO CAUDAL P/GRELHA 125	17.00

COLETORES DISTRIBUIDORES

026825030020231946	0020231946 TAMPA DISTRIBUIDOR BP 72mm	18.00
026825030020231948	0020231948 TAMPA DISTRIBUIDOR BP 202mm	7.00
026825030020231958	0020231958 EXTENSAO VAZ-G125	51.00
0268250320176827	0020176827 COLETOR P/CONDUT.RED.75/62 92	355.00
0268250320231943	0020231943 COLETOR P/CONDUTA RED. 52/132	152.00
0268250320231945	0020231945 COLETOR P/CONDUTA RED.75/62mm	164.00
0268250320231947	0020231947 CONECTOR UNIV 210/180-180/150	28.00

GRELHAS DE VENTILAÇÃO

0268251520180809	0020180809 FILTRO G4/F7 P/ VAR260 VAR360	63.00
0268251520180821	0020180821 FILTRO G2 125mm (12UN)	33.00
0268251520180873	0020180873 FILTRO G4/F9 P/ VAR 260	65.00
0268251520197689	0020197689 GRELHA RED.125 mm BR	51.00
0268251520197691	0020197691 GRELHA RED.125mm F. RED. BR	36.00
0268251520197693	0020197693 GRELHA RED.125mm F.ALONG BR	40.00
0268251520197695	0020197695 GRELHA RECT 335X95 F.ALONG BR	37.00
0268251520197697	0020197697 GRELHA RECT 335X95 F.RED. BR	46.00
0268251520212527	0020212527 ADAPT. P/TUBO EPP 180/150	10.00
0268251520212528	0020212528 ADAPT. P/TUBO EPP 210/180	15.00
0268251520231950	0020231950 DIFUSOR REDONDO 125mm P/TETO	22.00

SAIDAS DE TELHADO OU FACHADA "VAILLANT"

0268252510031872	0010031872 SAIDA PAREDE BR VAZ-G 150	99.00
0268252520050360	0020050360 SAIDA TELHADO 1M 210/180mm	172.00
0268252520050361	0020050361 SAIDA TELHADO 1M 180/150mm	152.00
0268252520050372	0020050372 SAIDA PAREDE 180mm	106.00
0268252520050375	0020050375 SAIDA PAREDE BR 180/150mm	74.00
0268252520180856	0020180856 TELHA UNIVERSAL NEGRA 180mm	144.00
0268252520189009	0020189009 SAIDA TELHADO 1,75M 210/180mm	224.00
0268252520211861	0020211861 CAIXA P/DUAS CONDUTA180/150mm	258.00

SISTEMA DE VENTILAÇÃO PLANO "VAILLANT"

0268251020180823	0020180823 TAMPA MANGUEIRA 52X132 (10UN)	28.00
0268251020180835	0020180835 MANGUEIRA FLEXIVE 52X132(20M)	355.00
0268251020180836	0020180836 JUNTA P MANGUEIRA 52X132 10UN	15.41
0268251020180837	0020180837 JOELHO VERTICAL 90° 52X132	20.00
0268251020180838	0020180838 JOELHO HORIZONTAL 90° 52X132	19.00



0268251020180839	0020180839 UNIÃO FF P/TUBO 52x132 MM	24.00
0268251020180840	0020180840 ADAPT. TUBO/COLECTOR 52X132MM	18.00
0268251020180844	0020180844 PLENO 90° P GRELHA 125-50/132	32.00
0268251020180848	0020180848 SAIDA AR PAREDE 52X132 MM	105.00
0268251020231952	0020231952 RESTIDOR DE CAUDAL DE AR	22.00

SISTEMA DE VENTILAÇÃO REDONDO "VAILLANT"

026825010020176832	0020176832 CONEXÃO VÁLVULA 125MM P/75X62	35.00
0268250120050294	0020050294 TAMPAS P/DISTRIB. CAPT.210/180	55.00
0268250120142143	0020142143 TAMPAS P/TUBO 75/62 (10 UNID)	5.00
0268250120176826	0020176826 CURVA 90° PARA TUBO 75/62	19.00
0268250120176828	0020176828 DISTRIBUIDOR/CAPTADOR 12 LIG	265.00
0268250120176829	0020176829 ADAPT. 90° TUBO/COLETOR 75MM	45.00
0268250120176830	0020176830 CURVA 90° C/SUP P/TUBO 75/62	20.00
0268250120176831	0020176831 UNIAO TUBO 75/63 MM	12.00
0268250120180822	0020180822 TAMPAS P/TUBO 92/75	16.13
0268250120180824	0020180824 TUBO FLEXIVEL 75/62MM (40m)	233.00
0268250120180825	0020180825 TUBO FLEXIVEL 92/75MM (40m)	352.00
0268250120180827	0020180827 REGULADOR CAUDAL 75 / 92MM	40.25
0268250120180832	0020180832 JUNTAS P/TUBO 92/75 (10UN.)	16.00
0268250120180834	0020180834 SAIDA AR PAREDE 75/62 - 92/75	144.00
0268250120180845	0020180845 TRANSIÇÃO 92/75 P/52X132	29.00
0268250120180875	0020180875 ADAPTADOR TUBO/PLENO 90MM	12.00
0268250120180876	0020180876 ADAPTADOR TUBO/PLENO 90MM 90°	46.00
0268250120180878	0020180878 CURVA 90° PARA TUBO 90/75	18.00
0268250120180879	0020180879 UNIÃO TUBO 92/75MM	12.00
0268250120180880	0020180880 PLENO 90° P GRELHA 125-92/75	24.00
0268250120180881	0020180881 PLENO 0° P GRELHA 125-92/75	42.00
0268250120180883	0020180883 ADAPTADOR TUBO/PLENO 75MM	11.00
0268250120203696	0020203696 SAIDA AR CHAO 75/62 - 92/75	115.00

TUBAGENS DE VENTILAÇÃO ATÉ DISTRIBUIDOR

0268252020130472	0020130472 SAIDA TELHADO 180MM 210/180mm	181.00
0268252020130473	0020130473 SAIDA TELHADO 180/150 TERRACOTA	167.00
0268252020180857	0020180857 TELHA FLAMENCA UNIVER.180mm	145.00
0268252020210945	0020210945 1M TUBO EPP 210/180mm	56.00
0268252020210946	0020210946 0.5M TUBO EPP 210/180mm	39.00
0268252020210947	0020210947 TUBO EPP 180/150mm 1000mm	33.00
0268252020210948	0020210948 TUBO EPP 180/150mm 500mm	25.00
0268252020210949	0020210949 JOELHO 90° TUBO EPP 210/180mm	40.00
0268252020210950	0020210950 JOELHO 90° TUBO EPP 150mm	23.00

VENTILACAO VAILLANT**ACESSORIOS P/ UN VENT CENTRAL "VAILLANT"**

026820080020025060	0020025060 SENSOR NTC	24.13
0268200820180807	0020180807 SIFAO STANDARD RECOVAIR/4	23.00

ACESSORIOS P/ UN VENT INDIVID "VAILLANT"

026820180020237958	0020237958 KIT AMOSTRA VAR 60/1 DW	1417.0
0268201820236363	0020236363 COMANDO VAZ RC PARA VAR 60/1D	49.00
0268201820236364	0020236364 VAZ RCW S/FIOS P/VAR 60/1DW	49.00
0268201820236365	0020236365 TUBO LIGAÇÃO VAZ VAR 60	44.00
0268201820236366	0020236366 TAMPAS BRANCA VAZ G160 X VAR60	30.00
0268201820236367	0020236367 PAINEL CONTROLO VAZ CPC	826.00
0268201820236369	0020236369 FILTRO G3 P/VAE 190/1 (5UN)	19.00
0268201820236705	0020236705 GRELHA EXTERIOR VAE90/1 AHT	14.00
0268201820236706	0020236706 GRELHA EXTERIOR VAE150/1 AHT	14.00

SIST.CENTRAL VENT. FORÇADA "VAILLANT"

0268200110016047	10016047 UNID.VENTILAÇ.RECUP VAR 150/4 R	2298.0
0268200110016348	10016350 UNID.VENTILAÇ.RECUP VAR 260/4E	3450.0
0268200110016349	10016349 UNID.VENTILAÇ.RECUP VAR 360/4E	3795.0
0268200110016351	10016351 UNID.VENTILAÇ.RECUP VAR 360/4E	3565.0



SISTEMA INDIVID.VENT. FORÇADA "VAILLANT"

0268201010020773	0010020773 UNID.VENTILAÇ.RECUP VAR 60/1D	534.00
0268201010020774	0010020774 UNID.VENTILAÇ.RECUP VAR60/1DW	960.00
0268201010020781	0010020781 EXTRATOR VAE90/1 AHT C/S.HR	143.00
0268201010020782	0010020782 EXTRATOR VAE150/1 AHT C/S.HR	155.00
0268201010020783	0010020783 EXTRATOR VAE 190/1 RHT C/S.HR	263.00

VENTILOCONVECTORES**CASSETTE**

02681305035	0010022142 CASSETTE 4 VIAS VA 1-035 KN 3.5KW	697.00
02681305035P	0010022417 PAINEL CASSETTE VA 1-035 NKP	136.00
02681305050	0010022143 CASSETTE 4 VIAS VA 1-050 KN 5.0KW	780.00
02681305050P	0010022418 PAINEL CASSETTE VA 1-050-100 NKP	226.00

**CONDUTAS**

02681304040	0010022146 VENT CONDUTA VA 1-040DN 4KW	460.00
02681304090	0010022148 VENT CONDUTA VA 1-090DN 9KW	794.00

CONSOLAS

0268130317	0010022150 VENT CONSOLA VA 1-017CN 1.7KW	359.00
02681303215	0010035091 VENT CONSOLA VA 2-015CN 1.5KW	405.00
02681303235	0010035092 VENT CONSOLA VA 2-035CN 3.5KW	451.00
02681303245	0010035093 VENT CONSOLA VA 2-045CN 4.3KW	501.00
02681303270	0010035094 VENT CONSOLA VA 2-070CN 7.3KW	633.00
0268130330	0010022151 VENT CONSOLA VA 1-030CN 2.8KW	405.00
0268130345	0010022152 VENT CONSOLA VA 1-045CN 4.4KW	456.00
0268130370	0010022153 VENT CONSOLA VA 1-070CN 6.9KW	585.00
02681303WCC	0020244358 CONTROLADOR CONSOLA VA1-WC C	58.00

CONTROLADORES E KIT V3V

0268131001	0020244356 CONT DIGITAL ENCAST VA1-WC D	74.00
0268131003	0020244359 CONT ANALOGICO VA1-WC DC	42.00
0268131007	0010035096 COMANDO FANCOIL VA 2-WC C	58.00
0268131022	0020244355 KIT V3V P/CONDUTA VA1-3VW D	214.00
0268131023	0010035310 KIT V3V P/CONDUTA VA2-3VW D	214.00
0268131028	0010035095 KIT V3V P/CONSOLA VA2-015-035	177.00
0268131030	0010035910 KIT V3V P/CONSOLA VA2-045-070	177.00
0268131040	0010035308 KIT V3V P/CASSETTE VA 2-3VW 035K	141.00
0268131041	0010035309 KIT V3V P/CASSETTE VA 2-3VW 5-10K	159.00

VENTILOCONVECTORES MURAI

0268130125	0010022139 VENT MURAL VA 1-025WN 2.5KW	592.00
0268130135	0010022140 VENT MURAL VA 1-035WN 3.5KW	626.00
0268130145	0010022141 VENT MURAL VA 1-045WN 4.5KW	674.00

EQUIPAMENTOS VENTILACAO SIBER**BOCAS E ENTRADAS****COMPLEMENTOS DE BOCAS**

02710950063	MRR125015 REGULADOR CAUDAL 125 15M3HR	22.16
02710950065	MRR125030 REGULADOR CAUDAL 125 30M3HR	22.16
02710950067	MRR125045 REGULADOR CAUDAL 125 45M3HR	22.16
02710950107	MRR160100 REGULADOR CAUDAL 160 100M3HR	32.87
02710950111	MRR160150 REGULADOR CAUDAL 160 150M3HR	32.87

INSUFLACAO E EXTRACAO REGULAVEIS

02710909001	BOREA 125 BOCA EXTRACAO E INSUFLA. 125mm	17.09
02710909041	BEIP 80 BOCA EXTRACAO E INSUFLA. 80mm	9.99
02710909053	FBE 80 B FIXACAO BOCA BEIP TETO FALSO 80	3.81

TUBAGEM PARA VENTILA

02710705130	RS160125R REDUCAO SPIRO 160X125 TER G	25.64
02710705131	DFSKRC09 REDUCAO SPIRO 160X125 ISO G (VMC)	12.99

AIR ISOLANTE TUBO ISOLADO

02710707001	SZ188204 TUBO ISOLANTE 125 2000mm	44.56
-------------	-----------------------------------	-------



02710707003	SZ188210 TUBO ISOLANTE 160 2000mm	54.46
02710707007	SZ188262 CURVA ISOLANTE 45 125	10.33
02710707009	SZ188224 CURVA ISOLANTE 45 160	11.73
02710707013	SZ188263 CURVA ISOLANTE 90 125	13.86
02710707016	SZ188225 CURVA ISOLANTE 90 160	15.23
02710707021	SZ169140 BRACADEIRA FIXACAO P/TUBO 160mm	5.83
02710707025	SZ188265 UNIAO ISOLANTE 125mm	7.74
02710707027	SZ188255 UNIAO ISOLANTE 160mm	5.28
02710707035	SZ188238 TE ISOLANTE 160X125mm	41.97
02710707041	SZ169850 TERMINAL VERTICAL PT 150/160	108.68
02710707047	SZ169853 TERMINAL VERTICAL OCRE 150/160	109.19
02710707049	SZ888090 BASE NEGRA INCL.5°-25° 125-150-160	56.13
02710707051	SZ888091 BASE OCRE INCL.5°-25° 125-150-160	61.57
02710707067	SZ146160 BASE ALUMINIO PLANO ALT.130MM 125/160	20.56
02710707071	SZ888403 TERMINAL PARED ENTRAD AR IX 125	46.01
02710707073	SZ888005 TERMINAL PARED ENTRAD AR IX 160	50.81
02710707077	PAS125F1 SILENCIADOR ACUSTICO FLEX 125mm	68.04
02710707079	PAS160F1 SILENCIADOR ACUSTICO FLEX 160mm	74.40

PURE AIR TUBO FLEXIVEL

02710702081	SU2040 UNIAO MISTA 180X90-150mm	12.26
02710705001	SZ004194 TUBO CIRCULAR 75mm ESTAN (50mt)	221.45
02710705003	SZ004195 TUBO CIRCULAR 90mm ESTAN (50mt)	296.64
02710705005	SZ004190 TUBO CIRCULAR 75mm AB/AS (50mt)	303.85
02710705007	SZ004192 TUBO CIRCULAR 90mm AB/AS (50mt)	383.16
02710705009	SZ188173 CURVA 90 CIRCULAR 75mm	10.58
02710705013	SZ188342 TE LIG. CIRCULAR 75 90 BOCA 125	37.78
02710705015	SZ188380 TE CONECAO CIRCULAR 90 90-125	41.74
02710705017	SZ188397 TE CONECAO RETANGULAR 90-75	32.11
02710705019	SZ611001 TE 1 CONECAO 75 REVERS. RECT	54.25
02710705020	SZ611002 TE 1 CONECAO 90 REVERS. RECT	63.74
02710705035	SZ188348 JUNTA ESTANQUE 75 mm (10 UNID)	16.71
02710705037	SZ188366 JUNTA ESTANQUE 90mm (10UNID)	20.25
02710705039	SZ188350 UNIAO 75mm	4.72
02710705041	SZ188365 UNIAO 90mm	5.27
02710705043	SZ188391 COLAR FIXACAO 75mm (10UNID)	10.49
02710705045	SZ188392 COLAR FIXACAO 90mm (10UNID)	11.94
02710705063	SZ612005 GRELHA CHAO RECTANG.INOX 200X100	262.86
02710705075	SZ188591 CAIXA DISTRIBUICAO 8 CONEC. 75	272.95
02710705081	SZ188553 ADAPTADOR P/CX DIST. 75 A 90mm	14.90
02710705085	SZ188563 TAMPAS P/ CX. DISTRIBUICAO 75mm	1.32
02710705087	SZ188039 ISOLAMENTO ACUSTICO P/ CX DIST.	56.13
02710705093	SZ188633 CAIXA DIST 212 INLINE/12 CON 75	254.32
02710705095	SZ188642 CAIXA DIST 206 INLINE/6 CON 75	130.79
02710705097	SZ188644 CAIXA DIST 206 / 6 CON 75	143.87
02710705099	SZ188646 CAIXA DIST 208 / 8 CON 75	143.87
02710705104	SZ999001 RCC MET M/F 160 C.MET G A 125 A.CPL STD	31.35
02710705115	SZ188564 REDUTORES DE CAUDAL (10unid)	30.90

PURE SAFEFIX TUBO RIGIDO

02710702016	SU2060 CURVA VERT. RECTAN. 90 180X90mm	9.11
02710702019	SU2061 CURVA VERT. RECTAN. 45 180X90mm	25.25
02710702023	SU2070 CURVA HOZ. RECTAN. 90 180X90mm	12.25
02710702040	SU2100 GRELHA SAIDA RECTAN.180X90mm	8.56
02710703003	TP 10P2/3 TUBO RECTANG. 220X55X3.000mm	20.35
02710703005	SU20P2/3 TUBO RECTANG. 180X90X3.000mm	21.95
02710703009	T-P10P5/3 TUBO REDONDO 125X3.000mm	17.21
02710703011	SU20P5/3 TUBO REDONDO 150X3.000mm	22.91
02710703015	T-P1020ES UNIAO RETANGULAR 220X55mm SF	9.92
02710703023	SU2040ES UNIAO MISTA 180X90-150mm	23.67
02710703025	0525ES CURVA MISTA VERT. 90 100X55 100mm	6.48



02710703027	T-P1050ES CURVA MISTA VERT 90 220X55 150	11.15
02710703037	T-P106ES CURVA VERT. RECTAN. 45 220X55mm	11.34
02710703043	T-P1070ES CURVA RETANG. HORIZ 90 220X55	14.06
02710703045	SU2070ES CURVA HOZ. RECTAN. 90 180X90mm	19.42
02710703063	SU2075ES CURVA REDONDA 90 150mm	22.82
02710703093	T-3-ES UNIAO ADAPT. MISTO 180X90X300-125	44.75
02710703099	TT-4ES UNIAO T RECTANGULAR 220X55	31.23
02710703101	TT-6-ES UNIAO T RECTANGULAR 180X90	50.49
02710703111	RC-2218ES ADAPT. RECTANGULAR 220X55	31.63
SAFEX TUBO RIGIDO		
02710702004	SU-2002/3 CONDUTA RECTANG. 180X90X3000MM	14.88
TERMOPLASTICO STANDART		
02710701015	SU2005/3 CONDUTA REDONDA 150X3000MM	12.66
02710701066	CCF-900-C CURVA RECTANG.FLEXIVEL 180X90MM CB	29.82
VENTILACAO REPARTIDA		
BOCA IMPULSAO/EXTRACAO		
0271130101	201000229 BOCA IMPULSAO/EXTRACAP A 80VR	4.90
EXTRATORES SIBER AXC		
02711502005	AXC 125 A EXTRACTOR HELICOIDAL 125 METAL	164.33
02711502023	2SX1015 SUPORTE KIT FIXAC. AXC 100 a 160	9.78
GRELHA EXTERIOR		
0271130301	203000001 GRELHA EXTERIOR INOX MVM 122	25.32
0271130303	203000002 GRELHA EXTERIOR INOX MVM 162	29.54
0271130311	203000049 GRELHA EXT. PVC MV 122N MULT	13.00
VMC SIMPLES FLUXO		
COMPLEMENTOS VMC		
02710120001	DFEXCTRLN CONTROLO AR EXCELLENT/SKY 2017	281.19
02710120016	DFEXSKSYF SIFAO P/ CONDENSAD. SKY/EXCELL	27.30
02710120017	DFSKSYV2 SIFAO P/ CONDENSADOS SKY	107.12
02710120019	DFEXSYFON SIFAO P/ CONDENSADOS EXCELLENT	126.43
02710120027	DFEXSKSH SENSOR HUMIDADE HR C.AUTOM.	254.88
02710120029	DFEX3PCO2 SENSOR CO2 P/EXCELL./SKY PLUS	387.35
02710120035	DVEVOPULS4B COMAND MULT.S/FIOS DF EVO1/2	103.00
02710120037	DVEVOCTRL COMANDO MULTI S/FIOS DF EVO1/2	186.00
02710120069	RLS3V-E CONTROLO VEL 3 POSICOES MON 230V	63.06
COMPLEMENTOS VMC - BATERIAS MISTAS AGUA		
0271012202	BFT 160 BATERIA DE AGUA FRIA/QUENTE DN160MM	849.81
COMPLEMENTOS VMC - FILTROS		
02710121012	DVEVOFF7 FILTRO F7 DF EVO 1/2 (1FIL.ISO EPM1 55%)	29.50
02710121014	DVEVOFG4 FILTRO G4 DF EVO 1/2 (1FIL.COARSE 65%)	22.00
DUPLO FLUXO		
02710103005	DFEX340L VMC DUP FLUX. EXCELLENT3 4/0L	2262.4
02710103006	DFEX340R VMC DUP FLUX. EXCELLENT3 4/0R	2478.9
02710103011	DFEX440L VMC DUP FLUX. EXCELLENT4 4/0L	2550.8
02710103019	DFEX4540L VMC DUP FLUX EXCELLENT45	2928.4
02710103033	DFSK2ECO VMC DF SIBER SKY2 2/2L ECO	2046.7
02710103037	DFSK3ECO VMC DF SIBER SKY3 2/2L ECO	2117.0
02710103041	DVEVO1 VMC DF SIBER EVO 1	1996.8
02710103043	DVEVO2 VMC DF SIBER EVO 2	2046.7
02710103045	DVEVO1ENT GRUPO DUPLO FLUXO EVO1 S/COMANDO	2440.8
02710103047	DVEVO2ENT GRUPO DUPLO FLUXO EVO2 S/COMANDO	2490.7
02710120057	DVEVOCO2 SONDA CO2 P/DF EVO 1/2	323.00
02710120061	DVEVORFETH PASARELA COMUNIC.RF-ETHERNET P/DF	224.12
HIDRORREGULAVEL		
02710102001	AMC HIR3V VMC HIGRORREG. COMP 1X125 3X80	236.90
VMC DESCENTRALIZADA		
02710104057	DFDUO1PRC CONTROL REMOTO DF DUO 100PLUS	371.70



02710104061 DFDUOCON CONDUTA TELESCOPICA DF DUO 23.48

PRODUTOS / EQUIPAMENTOS CALEFFI**ACESS.P/GAS CALEFFI****DETETORES DE FUGA DE GAS**

02511204850300	856300 DETETOR FUGA GAS P/GPL	120.10
02511204856302	856302 DETETOR FUGA GAS P/GPL	120.10
02511204856502	856502 DETETOR FUGA GAS P/GPL	89.80

ELECTROVALV.E DETECTORES DE FUGA GAS

02511203837008	837008 ELECTROVALVULA CALEFFI 1 1/2 NC	292.00
02511203838004	838004 ELECTROVALVULA CALEFFI 1/2 NC	140.70
02511203838005	838005 ELECTROVALVULA CALEFFI 3/4 NC	180.80
02511203838006	838006 ELECTROVALVULA CALEFFI NC	190.00
02511203838008	838008 ELECTROVALVULA CALEFFI 1/12 NC	308.00
02511203838A04	838A04 BOBINE SUBST ELECTROV 1/2-3/4 RED	92.70
02511203847005	847005 FILTRO COMPACTO P/GAS 3/4	21.50
02511203854024	854024 ELECTROVALV.P/GAS 1/2 230V	96.80
02511203854025	854025 ELECTROVALV.P/GAS 3/4 230V	100.50
02511203854026	854026 ELECTROVALV.P/GAS 1 230V	122.80
02511203854045	854045 ELECTROVALV.P/GAS 3/4 24V	100.50
02511203854124	854124 ELECTROVALV.P/GAS 1/2 230V	122.80
02511203854125	854125 ELECTROVALV.P/GAS 3/4 230V	122.80
02511203854126	854126 ELECTROVALV.P/GAS 1 230V	138.00
02511203854145	854145 ELECTROVALV.P/GAS 3/4 24V-F	122.80
02511203855500	855500 DETETOR FUGA GAS C/ELECT.3/4	140.00
02511203855510	855510 DETETOR FUGA GAS C/SEN.INC.3/4	140.00
02511203856102	856102 SIRENE ROTATIVA	173.00

ELECTROVALV.P/GAS - NORMALM.ABERTAS

02511201838009	838009 ELECTROVALVULA P/GAS 2 230V	549.00
02511201838104	838104 ELECTROVALVULA P/GAS 1/2 24V	168.80
02511201839009	839009 ELECTROVALVULA P/GAS 2 230V	269.00
02511201839107	839107 ELECTROVALVULA P/GAS 11/4 24V	213.00
02511201839206	839206 ELECTROVALVULA P/GAS 1" 12 V.	134.20

ELECTROVALV.P/GAS - NORMALM.FECHADAS

02511202854146	854146 ELECTROVALV.P/GAS 1" - 24V NC	138.00
----------------	--------------------------------------	--------

ACESSORIOS P/CALDEIR**FLUXOSTATOS E OUTRAS VALVULAS**

02510104315400	315400 FLUXOSTATO COMANDO MAGNET.1/2	29.50
02510104315500	315500 FLUXOSTATO COMANDO MAGNET.3/4	32.10
02510104336600	336600 COLECTOR PORTA-INSTRUMENTOS 3/4	65.30
02510104510500	510500 VALV.ANTI-TERMOSIFAO 3/4	32.50
02510104510600	510600 VALV.ANTI-TERMOSIFAO 1	33.60

GRUPO DE ENCHIMENTO E VALVULAS BY-PASS

02510102519500	519500 VALV.BY-PASS 3/4 1-6 MH20	28.90
02510102519504	519504 VALV.BY-PASS 3/4 10-40 MH20	28.90
02510102519700	519700 VALV.BY-PASS DIFER.11/4	68.10
02510102553540	553540 GRUPO ENCHIM.AUT.1/2 S/MAN.	46.50
02510102553640	553640 GRUPO ENCHIM.AUT.1/2 C/MAN.	53.50
02510102554150	554150 GRUPO ENCHIM.AUTOM.3/4 C/MANOM.	109.70
02510102573001	573001 GRUPO ENCHI.AUT.C/DESCONET.1/2	177.00
02510102574111	574111 GRUPO ENCHI DESMINERAL 1/2 C/CART	1185.0

MANOMETROS

02510105557310	557310 MANOMETRO 1/4 0-10 BAR RADIAL	7.10
02510105557410	557410 MANOMETRO 1/4 0-10 BAR POST.CENT	10.40
02510105557425	557425 MANOM.LIG.POST.CENT.0-25 BAR 1/4	15.00
02510105557710	557710 MANOM.LIG.POST.RADIAL0-10 BAR 3/8	20.40
02510105F59311	F59311 MANOMETRO GLICERINA 0-10 BAR	18.70
02510105F59315	F59315 MANOMETRO GLICERINA 0-25 BAR 1/4	18.70

TERMOMETROS CALEFFI+351 244 800 160
+351 244 802 323geral@canalcentro.pt
info@canalcentro.ptR. do Bailadouro s/nº,
2410-211 Pousos

02510103688001	688001 TERMOMETRO DN60 0 120AXIAL 1/2	10.40
02510103688010	688010 TERMOMETRO DN80 100 AXIAL 1/2	16.70

VALVULAS SEGUR.POR PRESSAO E TERMICAS

02510101280055	280055 VALVULA ANTICONDENSACAO 3/4"	82.10
02510101280065	280065 VALVULA ANTICONDENSACAO 1"	122.80
02510101280066	280066 VALVULA ANTICONDENSACAO 1" 60°	122.80
02510101309401	309401 VALV. SEG.TP SOLAR 1/2X15 10 BAR	31.40
02510101309430	309430 VALV.SEG.TEMP.PRESS.1/2X3BAR	28.60
02510101309460	309460 VALV.SEG.TEMP.PRESS.1/2X6BAR	28.60
02510101309470	309470 VALV.SEG.TEMP.PRESS.1/2X7BAR	28.60
02510101309471	309471 VALV. SEG.TP SOLAR 1/2X15 7 BAR	31.40
02510101309500	309500 VALV.SEG.TEMP.PRESS.3/4X22 10 BAR	32.10
02510101309530	309530 VALV.SEG.TEMP.PRESS.3/4X3BAR	32.10
02510101309560	309560 VALV.SEG.TEMP.PRESS.3/4X6BAR	32.10
02510101309570	309570 VALV.SEG.TEMP.PRESS.3/4X22 7BAR	32.10
02510101311430	311430 VALV.SEGURANÇA 1/2 3 BAR	9.90
02510101311435	311435 VALV.SEGURANÇA 1/2 3,5 BAR	9.90
02510101311440	311440 VALV.SEGURANÇA 1/2 4 BAR	9.90
02510101311460	311460 VALV.SEGURANÇA 1/2 6 BAR	9.90
02510101311470	311470 VALV.SEGURANÇA 1/2 7 BAR	9.90
02510101311480	311480 VALV.SEGURANÇA 1/2 8 BAR	9.90
02510101311530	311530 VALV.SEGURANÇA 3/4 3 BAR	11.80
02510101311540	311540 VALV.SEGURANÇA 3/4 4 BAR	11.80
02510101311550	311550 VALV.SEGURANÇA 3/4 5 BAR	11.80
02510101311560	311560 VALV.SEGURANÇA 3/4 6 BAR	11.80
02510101311570	311570 VALV.SEGURANÇA 3/4 7 BAR	11.80
02510101311580	311580 VALV.SEGURANÇA 3/4 8 BAR	11.80
02510101312430	312430 VALV.SEG.M/F 1/2 3BAR	9.90
02510101312460	312460 VALV.SEG.LIGAÇÃO M/F 1/2	9.90
02510101312480	312480 VALV.SEG.LIGAÇÃO M/F 1/2 8 BAR	9.90
02510101313430	313430 VALV.SEG.C/MANOMETRO 1/2 3 BAR	17.80
02510101313460	313460 VALV.SEG.C/MANOMETRO 1/2 6 BAR	17.80
02510101313470	313470 VALV.SEG.C/MANOMETRO 1/2 7 BAR	17.80
02510101313530	313530 VALV.SEG.C/MANOMETRO 3/4 3 BAR	20.60
02510101313560	313560 VALV.SEG.C/MANOMETRO 3/4 6 BAR	20.60
02510101314430	314430 VALVULA SEGUR.C/MANOMET1/2X3 BAR	17.10
02510101314470	314470 VALVULA SEGUR.1/2X7 BAR C/MANOM.	17.10
02510101314480	314480 VALVULA SEGUR.1/2X8 BAR C/MANOM.	17.10
02510101527410	527410 VALVULA SEGURANÇA F/F 1/2X3/4	22.50
02510101527415	527415 VALVULA SEGUR.F/F 1/2X3/4 1.5 BAR	22.50
02510101527530	527530 VALV.SEG.3/4X1 3BAR	40.60
02510101527540	527540 VALV.SEG.3/4X1 4BAR	40.60
02510101527570	527570 VALV.SEG.3/4X1 7BAR	48.30
02510101527650	527650 VALVULA SEGURANÇA 1X11/4 5 BAR	63.90
02510101527654	527654 VALVULA SEGURANÇA 1X11/4 5,4 BAR	63.90
02510101529500	529050 REGULADOR TIRAGEM 3/4	41.20
02510101530525	530525 VALV.SEGUR.3/4 2,5BAR	16.40
02510101530530	530530 VALV.SEGUR.3/4 3BAR	16.40
02510101530625	530625 VALV.SEGUR.1 2.5BAR	39.70
02510101530630	530630 VALV.SEGUR.1 3BAR	39.70
02510101530730	530730 VALV.SEGURANCA 11/4X11/1 3 BAR	86.40
02510101531410	531410 VALV.SEGUR.1/2X10BAR	10.70
02510101531440	531440 VALV.SEGUR.1/2X3/4 4BAR	10.70
02510101531480	531480 VALVULA SEGURANÇA 1/2 X3/4 8 BAR	10.70
02510101531510	531510 VALV.SEGUR.3/4X1 10BAR	13.60
02510101531540	531540 VALV.SEGUR.3/4X1 4BAR	13.60
02510101531560	531560 VALV.SEGUR.3/4X1 6BAR	13.60
02510101531610	531610 VALV.SEGUR.1 10 BAR	37.30
02510101531640	531640 VALV.SEGUR.1 4BAR	37.30
02510101531660	531660 VALV.SEGUR.1 6BAR	37.30



02510101531680	531680 VALV.SEGUR.1 8BAR	37.30
02510101531710	531710 VALV.SEGUR.11/4 10BAR	94.90
02510101531760	531760 VALV.SEGUR.11/4 6 BAR	94.90
02510101531780	531780 VALV.SEGUR.11/4 8 BAR	94.90
02510101532042	532042 VALV.SEGURANÇA 1/2X3/4 2,5 BAR	8.80
02510101532142	532142 VALV.SEG.C/MANOM.1/2X3/4 2,5 BAR	19.30
02510101532143	532143 VALV.SEG.C/MANOM.1/2 3 BAR	19.30
02510101543513	543513 VALV.SEG.TERM.P/COMB.SOLI.3/4	105.10
02510101544400	544400 VALVULA SEGURANCA TERMICA CALEFFI	216.10
02510101544501	544501 VALVULA SEG. TERMICA 3/4	102.00
02510101545306	545306 SEPARADOR SUJIDADE MAGNETICO 1"	107.00
02510101547090	547090 SEPARADOR DE AR 2	68.20
02510101547300	547300 SEPARADOR DE AR 3	177.00
02510101548006	548006 SEPARADOR HIDRAULICO C/ISOL.1"	346.00
02510101548007	548007 SEPARADOR HIDRAULICO C/ISOL.11/4	406.00
02510101548008	548008 SEPARADOR HIDRAULICO C/ISOL.11/2"	498.00
02510101548009	548009 SEPARADOR HIDRAULICO C/ISOL.2"	617.00
02510101548052	548052 SEPARADOR HIDRAULICO C/ISOL.DN50	1179.0
02510101548062	548062 SEPARADOR HIDRAULICO C/ISOL.DN65	1289.0
02510101552150	552150 FUNIL DESCARGA C/CURVA ORIEN.3/4	16.90
02510101CBN545305	CBN545305 ISOLAM. P/SEPARADOR SUJID 5453	23.90
02510101F29633	F29633 TERMOST.SUBST,P/280...45°C	17.60

ACESSORIOS VARIOS**ACESSORIOS VARIOS**

02511001387127	387127 CHAVE MULTIUSOS P/TUBOS	63.40
----------------	--------------------------------	-------

COMPON.P/INST.CALEFF**ACESSORIOS P/INST.SOLAR**

02511310258503	258503 VALV.BALANCEAM.C/CAUDALIM.3/4	99.90
02511310258533	258533 VALV.BALANCEAM.C/CAUDAL.3/4 3/10	99.90
02511310258603	258603 VALV.BALANCEAM.C/CAUDALIM.1	116.60
02511310264352	264352 SOLARNOCAL	435.00

DESCONECTORES-VALV.ANTI-POLUIÇÃO CALEFFI

02511307570004	570004 GRUPO DESCONECTOR 1/2 CALEFFI	323.00
02511307570007	570007 GRUPO DESCONECTOR 11/4 CALEFFI	413.00

MISTURADORAS TERMOST,P/INSTAL.SOLARES CA

02511304252150	252150 MISTURA.TERMOST.P/SOL. 3/4 30-65°	96.50
02511304252340	252340 MISTURA.TERMOST.C/CARTU.SUBM.1/2	568.00
02511304252350	252350 MISTURA.TERMOST.C/CARTU.SUBM.3/4	595.00

PECAS SUBSTITUICAO E ACESS.P/GRUPO CIRC.

02511311255010	255010 BOMBA DE ENCHIMENTO P/GR.255/2	195.00
----------------	---------------------------------------	--------

VALVULAS SEGURANÇA P/INST.SOLARES CALEFF

02511303253048	253048 VALV.SEGUR.1/2X3/4 8 BAR P/INST.S	15.20
02511303253050	253050 VALV.SEGUR.3/4X1 10 BAR P/INST.S	19.90
02511303253056	253056 VALV.SEGUR.3/4X1 6 BAR P/INST.S	19.90
02511303253058	253058 VALV.SEGUR.3/4X1 8 BAR P/INST.S	19.90

VASOS EXPANSÃO P/INTAL.SOLARES "CALEFFI"

02511301259012	259012 VASO EXPANSAO P/INST.SOLAR 12 LT	62.80
02511301259018	259018 VASO EXPANSAO P/INST.SOLAR 18 LT	77.30
02511301259050	259050 VASO EXPANSAO P/INST.SOLAR 50 LT	227.00

COMPONENT.P/MIST.AQU**CAIXAS METALICAS "CALEFFI"**

02510405933501	933501 CAIXA TERMINAL C/JOELHO 3/4FX3/4	7.25
----------------	---	------

COLECTORES DE DISTRIB.E ACESS."CALEFFI"

025104036686C5	6686C5 COLEC.PRE-MONTADO P/CH.RADIAN.	300.00
02510403669050	669050 MEDIDOR DE CAUDAL 3/4 1-4L/MIN.	22.60
02510403680024	680024 ADAPTADOR23/10.5PTUBO 16 CALEFFI	2.20
02510403688002	688002 TERMOMETRO DN40 0:120° C/LIG.1/4	13.70



GRUPOS DE DIST.E REGULAÇ TERMICA CALEFFI

02510402166001	166001 VALVULA MISTURADORA AQ	123.60
----------------	-------------------------------	--------

GRUPOS DE REGULACAO TERMOSTATI.P/SEPCOLL

02510406163001	163001 VALV.MIST.TERMOST.PRE.MAX.10 BAR	527.79
----------------	---	--------

GRUPOS DE REGULAÇÃO TERMICA CALEFFI

02510401152600	152600 GRUPO CIRCU.1" C/CIRV.UPS 25-60	1981.2
02510401152601	152601 GRUPO CIRCU.1" C/CIRV.UPS 25-80	2143.4

COMPONENTES E PRODUT**COLECTORES SIMPLES E COMPLANARES**

02510507592632	592632 COLECTOR SIMPLES 1X3 3/4 M.10BAR	16.90
02510507650732	650732 COLECTOR C/ISOL.P/AR COND.11/4 3S	35.80

MANOMETROS,TERMOMETROS E TERMOMANOMETRO

02510502503040	503040 TERMOMANO.80 LIG.AXIAL 1/2 4 BAR	22.50
02510502503060	503060 TERMOMANO.80 LIG.AXIAL 1/2	22.50
02510502503160	503160 TERMOMANOMETRO 80 RADIAL 1/2	31.80
02510502556000	556000 MANOMETRO P/TESTE VASO	36.90
02510502688000	688000 TERMOMETRO DN80 LIG.AXIAL 1/2	13.10
02510502688100	688100 TERMOM.C/BAINHA 80 RADIAL 1/2	30.20
02510502689025	689025 HIDROMETRO 0 A 25 M.C.A.3/8	21.40
02510502692000	692000 TERMOMETRO C/GUARDA/ADAPT.1/2	22.60

TERMOSTATOS,PRESSOSTATOS E FLUXOSTATOS

02510503001	TERMOSTATO DE IMERSAO C/CAPILAR IMITT	34.45
02510503620110	620110 TERMOSTATO AMBIENTE ON-OFF	19.20
02510503620120	620120 TERMOSTATO AMB. VERA0/INVERNO	23.60
02510503621000	621000 TERMOSTATO CONTACTO	25.90
02510503622002	622002 TERMOSTATO IMERSAO 1/2	41.50
02510503623000	623000 TERMOSTATO DUPLA IMERSAO 1/2	72.00
02510503625000	625000 PRESSOSTATO SEGURANÇA	52.30
02510503625005	625005 PRESSOSTATO TRIFASICO 1BAR-5 BAR	25.50
02510503625010	625010 PRESSOSTATO P/HIDROP.3-12 BAR	41.90
02510503625100	625100 PRESSOSTATO MINIMA 250V - 16 A	43.60
02510503626600	626600 FLUXOSTATO 1 A 240V	91.20

VALVULAS DE ZONA/ MOTORIZADAS

02510501630102	630102 COMANDO ELECT.220V P/VALV.ZONA	88.10
02510501633500	633500 VALV.ZONA 3 VIAS 3/4	43.80
02510501633600	633600 VALV.ZONA 3 VIAS 1	56.80
02510501638072	638072 VALV.2 VIAS MOTORIZ.11/4 230V	284.00
02510501638073	638073 VALV.3 VIAS MOTORIZ.11/4 230V	312.00
02510501638084	638084 VALV.2 VIAS MOTORIZ.11/2 24V	477.00
02510501638092	638092 VALV.2 VIAS MOTORIZ. 2" 230V	509.00
02510501638094	638094 VALV.2 VIAS MOTORIZ. 2" 24V	525.00
02510501638173	638173 VALV.3 VIAS MOTORIZ.11/4 230V	312.00
02510501638195	638195 VALV.3 VIAS MOTORIZ. 2 24V	552.00
02510501642062	642062 VALVULA ZONA MOTOR.2VIAS 1"	127.20
02510501643062	643062 VALVULA ZONA MOTOR.2VIAS 1"	132.60
02510501646002	646002 SERVOCOM.P/VALV.ZONA ESFERA 220 V	165.00
02510501646004	646004 SERVOCOM.P/VALV.Z.ESFERA 24V	200.00
02510501647040	647040 VALV.ZONA 2 VIAS 1/2	33.80
02510501647050	647050 VALV.ZONA 2 VIAS 3/4	33.80
02510501647060	647060 VALV.ZONA ESFERA 2 VIAS 1	47.00
02510501647070	647070 VALV.ZONA 2 VIAS 11/4	78.10
02510501648050	648050 VALV.ZONA ESF.3 VIAS 3/4	44.30
02510501676040	676040 VALVULA ZONA 2 VIAS 1/2	29.60
02510501676050	676050 VALVULA ZONA 2 VIAS 3/4	29.60
02510501676060	676060 VALVULA ZONA 2 VIAS 1	35.40
02510501677050	677050 VALVULA ZONA 3 VIAS 3/4	29.60
02510501678050	678050 VALV. ZONA 3 VIAS 3/4 C/TE BY-PAS	51.70

VALVULAS MISTURADORAS

+351 244 800 160
+351 244 802 323



geral@canalcentro.pt
info@canalcentro.pt



R. do Bailadouro s/nº,
2410-211 Pousos



02510506610009	610009 VALV.MISTURADORA 3 VIAS ROSC.2	155.70
02510506612060	612060 VALV.MISTURAD.3 VIAS FLANG.2 1/2	257.00
02510506637012	637012 SERVOMOTOR P/VALV.MIST.2A5 220V	452.00
02510506637014	637014 SERVOMOTOR P/VALV.MIST.2A5 24V	480.00

VASOS DE EXPANSAO E ACESSORIOS

02510504558500	558500 VALV.AUTOMA.P/VASO EXPANSAO 3/4	14.60
----------------	--	-------

COMPONENTES P/INSTAL**ACESSORIOS VARIOS CALEFFI**

02510610PT100210	PT100210 RNC REGULADOR NIVEL 10 MTS	65.00
------------------	-------------------------------------	-------

AMORTECEDORES DE GOLPE DE ARIETE CALEFFI

02510605525040	525040 AMORTECEDOR DE GOLPE ARIETE 1/2	25.80
----------------	--	-------

GRUPOS DE SEGURANCA P/TERMOACUMULADORES

02510602319601	319601 SIFAO DESC.EM PLASTICO	4.22
02510602526140	526140 GRUPO SEG.CALEFFI 1/2 7 BAR	23.10
02510602526150	526150 GRUPO SEG.CALEFFI 3/4 7 BAR	23.10
02510602526163	526163 GRUPO SEG.CALEFFI 1 7 BAR INOX	102.80

LIGADORES DE TRES PEÇAS CALEFFI

0251060859787	R59787 CASQUILHO (PAR) 3/4 F.X1/2 M.	5.72
0251060859788	R59788 CASQUILHO (PAR) 1 F.X3/4 M.	8.70
0251060859789	R59789 CASQUILHO 1 1/4 F.X1 M	8.30

MISTURADORAS ELECT.C/DESINFECÇÃO TERMICA

02510606600061	600061 MIST.ELECTRON.C/DESINF. TERMICA 1"	1040.00
02510606600071	600071 MIST.ELECTRONICA LEGIOMIX 1 1/4"	1143.00
02510606600081	600081 MIST.ELECTRONICA LEGIOMIX 1 1/2"	1679.00
02510606600091	600091 MIST.ELECTRONICA LEGIOMIX 2"	1730.00

UNIOES DE TRANSICAO CALEFFI

02510607940300	940300 LIGADOR MACHO 3/8X23/1.5 CALEFFI	1.80
----------------	---	------

VALVULAS REDUTORAS SIMPLES

02510601533000	533000 CARTUCHO P/5330/5331/5332 E 5334	10.10
02510601533241	533241 VALV.RED.PRESSAO C/MAN.1/2	37.00
02510601533251	533251 VALV.RED.PRESSAO C/MAN.3/4	43.00
02510601533441	533441 VALV.RED.PRESSAO S/MAN.1/2	30.40
02510601533451	533451 VALV.RED.PRESSAO S/MAN.3/4	36.30
02510601533461	533461 VALV.RED.PRESSAO S/MAN.1	51.10
02510601535090	535090 REDUTORA PRESSAO LATAO 2 CALEFFI	401.00
02510601535091	535091 RED.PRESSAO 2 PRE-REG.CALEFFI	425.00
02510601536051	536051 VALV.REDUT.PRESSAO 3/4 C/MANOM.	101.20

VALVULAS REDUTORAS SIMPLES "CALEFFI"

02510603535041	535041 REDUT.PRESSAO 1/2 C/MANOMETRO	69.70
02510603535051	535051 REDUT.PRESSAO 3/4 C/MANOMETRO	84.90
02510603535060	535060 REDUT.PRESSAO 1 S/MANOMETRO	87.30
02510603535061	535061 REDUT.PRESSAO 1 C/MANOMETRO	100.90
02510603535071	535071 REDUT.PRESSAO 11/4 C/MANOMETRO	195.00
02510603535074	535074 REDUT.PRESSAO 11/4 S/MANOMETRO	124.10
02510603535080	535080 REDUT.PRESSAO PRE-REG.11/2	249.00
02510603535081	535081 REDUT.PRESSAO 11/2 C/MANOMETRO	263.00
02510603535141	535141 REDUT.PRES.1/2 C/MANOM.	103.90
02510603535151	535151 REDUT.PRESSAO 3/4 C/MANOMETRO	120.30
02510603535161	535161 REDUT.PRESSAO 1 C/MANOMETRO	143.20
02510603536050	536050 REDUTORA PRESSAO 3/4 S/MANOMET.	92.50
02510603536061	536061 REDUT.PRESSAO 1 C/MANOMETRO	121.20
02510603536071	536071 REDUT.PRESSAO 11/4 C/MANOMETRO	205.00
02510603536081	536081 REDUT.PRESSAO 1 1/2 C/MANOMETRO	229.00
02510603536260	536260 REDUTORA PRESSAO 1	96.00
02510603536261	536261 REDUT.PRESSAO C/MANOMETRO 1	104.80
02510603536591	536591 REDUT.PRESSAO BRONZE 2	521.00
02510603536660	536660 REDUT.PRESSAO DN65 FLANG.C/MAN.	864.00

LIGADORES E UNIOES C

UNIOES DECA-LATAO P/T.POLIET.AGUA E GAS

02510903860525	860525 UNIAO F LATÃO 25X3/4	4.85
02510903860632	860632 UNIAO F LATÃO 32X1	6.80
02510903860740	860740 UNIAO F LATÃO 40X11/4	10.50
02510903860963	860963 UNIAO F LATÃO 63X2	24.80
02510903861525	861525 UNIAO M LATÃO 25X3/4	4.90
02510903861632	861632 UNIAO M LATÃO 32X1	7.10
02510903861740	861740 UNIAO M LATAO 40X1 1/4	11.40
02510903861963	861963 UNIAO M LATÃO 63X2	23.80
02510903862532	862532 UNIAO M LATÃO REDUZIDO 32X3/4	7.00
02510903875532	875532 UNIAO F LATÃO REDUZIDA 32X3/4	7.20
02510903887130	887130 ALMA REFORÇO P/GAS 20X3	0.85
02510903887330	887330 ALMA REFORÇO P/GAS 32X3	1.60
02510903887658	887658 ALMA REFORÇO P/GAS 63X5.8	7.00

**PURGADORES E SEPARAD****COMPONENTES P/INSTAL.C/PAINES SOLARES**

02510203250031	250031 PURG.AUT.3/8 P/PAINEL SOLAR	19.60
02510203250131	250131 PURG.AUT.3/8 P/PAINEL SOLAR	27.40
02510203250300	250300 TORNEIRA INTERCEPCAO 3/8MX3/8F	16.00
02510203250831	250831 PURGADOR AUT.P/PAINEL SOLAR 3/8 M	13.60
02510203251003	251003 PURGADOR AUTO.3/4F P/PAINEL SOLAR	81.70
02510203251004	251004 PURGADOR AUTO.1/2 P/PAINEL SOLAR	78.00
02510203253040	253040 VALV.SEG.1/2 10 BAR PAINEL SOLAR	15.20
02510203253043	253043 VALV.SEG.1/2 3 BAR PAINEL SOLAR	15.20
02510203253044	253044 VALV.SEG.1/2 4 BAR PAINEL SOLAR	15.20
02510203253046	253046 VALV.SEG.1/2 6 BAR PAINEL SOLAR	15.20

ISOLAMENTOS SEPARAD.SUJIDADE S.5462

02510207CBN546209	CBN546209 ISOLAMENTO P/SEP.SUJIDADE 5462	37.00
-------------------	--	-------

PURGADORES DE LINHA

02510202501500	501500 PURGADOR MAXCAL 3/4	168.00
02510202502040	502040 PURGADOR 1/2 MINICAL AMARELO	6.75
02510202502041	502041 PURGADOR AUT.MINICAL CR.1/2	7.05
02510202502050	502050 PURGADOR MINICAL 3/4 LATAO	11.00
02510202502060	502060 PURGADOR 1 MINICAL AMARELO	11.10
02510202502430	502430 PURGADOR AR AUT.3/8 ROBOCAL	5.80
02510202502630	502630 PURG.AMARELO 3/8 ROBOCAL	6.50
02510202504501	504501 PURG.AUT.90 P/RADIAD.AERCAL 3/4M	13.30
02510202507611	507611 PURG.AUT.P/RADIAD.AERCAL 1 DTO	10.50
02510202507621	507621 PURG.AUT.P/RADIAD.AERCAL 1 ESQ.	10.50
02510202561300	561300 VALV.RETEN.AUT.P/PURG.LIN.3/8	1.50
02510202561400	561400 VALV.RETEN.AUT.P/PURG.LIN.1/2	2.85

PURGADORES DE RADIADOR

02510201505111	505111 PURGADOR MANUAL 1/8	1.05
02510201505511	505511 PURGADOR MANUAL CROM.1/8	1.30
02510201508011	508011 PURGADOR AUTOM.1/8	2.45
02510201508031	508031 PURGADOR AUTOM.3/8	2.95
02510201508041	508041 PURGADOR AUTOM.1/2	3.65

SEPARADOR DE MICRO-BOLHAS DE AR

02510204551003	551003 SEPARADOR MICRO-BOLHAS AR 3/4	65.50
02510204551006	551006 SEPARADOR MICRO-BOLHAS AR 1	90.60
02510204551008	551008 SEPARADOR MICRO-BOLHAS AR 11/2	121.00
02510204551009	551009 SEPARADOR MICRO-BOLHAS AR 2	163.00

SEPARADOR DE SUJIDADE CALEFFI

02510206546063	546063 SEPARADOR MICRO-BOLHAS E SUJ.DN65	1265.0
02510206546200	546200 SEPARADOR MICRO-BOLHAS /SUJ.DN200	10416
02510206546206	546206 SEPARADOR DE SUJIDADE 1	108.40
02510206546209	546209 SEPARADOR DE SUJIDADE 2	147.80
02510206546316	546316 SEPARADOR SUJIDADE 1 C/ISOL	151.00



02510206546318	546318 SEPARADOR SUJIDADE 1 1/2 C/ISOL	179.00
VALVULAS ESFERA C/RE		
FILTROS EM "Y"		
02510705574004	574004 DESCONECTOR Z.PRESSAO CONTROL 1/2	105.00
02510705574006	574006 DESCONECTOR DE ZONA 1	324.00
02510705574040	574040 DESCONECTOR DE ZONA 1/2	260.00
02510705574050	574050 DESCONECTOR DE ZONA 3/4	260.00
02510705574700	574700 DESCONECTOR PRESSAO 11/4	362.00
02510705574900	574900 DESCONECTOR DE ZONA 2	779.00
02510705577004	577004 FILTRO Y 1/2 (BRONZE)	11.20
02510705577006	577006 FILTRO Y 1 (BRONZE)	21.40
02510705577009	577009 FILTRO Y 2 (BRONZE)	61.50
02510705579100	579100 FILTRO Y P/DESCONECTOR DN 100	382.00
VALVULAS DE REGULACAO DE CAUDAL		
02510703121141	121141 AUTOFLOW C/ CORTE CART.POLI. 1/2	90.60
02510703130400	130400 VALV.BALANCEAMENTO 1/2	44.90
02510703130500	130500 VALV.BALANCEAMENTO 3/4	47.90
02510703130600	130600 VALV.BALANCEAMENTO 1	54.90
02510703130700	130700 VALV.BALANCEAMENTO 1 1/4	71.00
02510703130800	130800 VALV.BALANCEAMENTO 11/2	90.40
02510703130900	131900 VALV.BALANCEAMENTO 2	140.56
VALVULAS DE RETENÇÃO		
02510706304540	304540 VALV.RETENCAO ANTI-POLUICAO 1/2	7.40
02510706304740	304740 VALV.RETENÇÃO 1/2	6.50
02510706304750	304750 VALV.RETENÇÃO 3/4	10.60
02510706304760	304760 VALV.RETENÇÃO 1	15.70
VALVULAS ESF.C/RETEN.P/HIDRO-SANITARIO		
02510702323040	323040 VALV.ESF.C/RET.BALLSTOP 1/2	13.60
02510702323050	323050 VALV.ESF.C/RET.BALLSTOP 3/4	16.70
02510702323060	323060 VALV.ESF.C/RET.BALLSTOP 1	26.30
02510702323070	323070 VALV.ESF.C/RET.BALLSTOP 11/4	39.70
02510702323080	323080 VALV.ESF.C/RET.BALLSTOP 11/2	69.70
02510702323090	323090 VALV.ESF.C/RET.BALLSTOP 2	102.90
02510702334500	334500 VALVULA ESFERA C/RETENÇÃO 3/4	17.80
VALVULAS ESFERA C/RET.BALLSTOP		
02510701327400	327400 VALV.ESF.C/RET.BALLSTOP 1/2	15.30
02510701327500	327500 VALV.ESF.C/RET.BALLSTOP 3/4	19.00
02510701327600	327600 VALV.ESF.C/RET.BALLSTOP 1	33.40
02510701327700	327700 VALV.ESF.C/RET.BALLSTOP 11/4	48.40
02510701327800	327800 VALV.ESF.C/RET.BALLSTOP 11/2	85.10
02510701327900	327900 VALV.ESF.C/RET.BALLSTOP 2	128.40
VALVULAS MISTURADORAS TERMOSTATICAS		
02510704520540	520540 MISTUR.TERMOST.3/4	39.40
02510704521500	521500 MISTUR.TERMOST.3/4	67.50
02510704521503	521503 MISTURADORA TERMOSTATICA 3/4	90.10
02510704521816	521816 MISTURADORA TERMOSTATICA 1 C/RET	135.00
02510704522440	522440 MISTUR.TERMOST.1/2 40-60°C	46.10
02510704523050	523050 MISTUR.TERMOST.3/4	487.00
02510704523060	523060 MISTUR.TERMOST.1	622.00
02510704523070	523070 MISTUR.TERMOST.11/4	693.00
02510704523080	523080 MISTUR.TERMOST.11/2 C/CART.	1067.0
02510704523090	523090 MISTUR.TERMOST.2 C/CART.	1245.0
02510704523170	523170 MISTUR.TERMOST.11/4	498.00
02510704523180	523180 MISTUR.TERMOST.11/2	769.00
02510704524008	524008 KIT JUNCOES MIST.TERMOSTAT.11/2	261.00
02510704524009	524009 KIT JUNÇÕES MIST.TERMOSTATICA 2"	327.00
02510704524060	524060 MISTUR.TERMOST.DN65	3723.0
02510704524080	524080 MISTUR.TERMOST DN80	4367.0



02510704524600	524600 MISTURADORA TERMOSTATICA DN25	460.00
02510704524900	524900 MISTURADORA TERMOSTATICA DN50	1056.0
02510704534108	534108 REGULADOR CAUDAL	17.40
02510704534110	534110 REGULADOR CAUDAL 10L/M	17.40
02510704534116	534116 REGULADOR CAUDAL 16L/M	17.40
02510704534118	534118 REGULADOR CAUDAL 18L/M	17.40
02510704534206	534206 REGULADOR CAUDAL 6L/M	17.40
02510704534208	534208 REGULADOR CAUDAL 8L/M	17.40

VALVULAS P/RADIADOR**ADAPTADORES**

02510307437012	437012 ADAPT.MEC.P/COBRE 12C/ORING CR	1.95
02510307437014	437014 ADAPT.MEC.P/COBRE 14C/ORING CR	1.95
02510307437015	437015 ADAPT.MEC.P/COBRE 15C/ORING CR	1.95
02510307437016	437016 ADAPT.MEC.P/COBRE 16C/ORING CR	2.10
02510307441415	441415 ADAPTADOR C/BICONE METÁLICO 1/2	1.50
02510307447012	447012 ADAPT.MEC.P/COBRE 12C/ORING CR	2.00
02510307447014	447014 ADAPT.MEC.P/COBRE 14C/ORING CR	2.00
02510307447015	447015 ADAPT.MEC.P/COBRE 15C/ORING CR	2.00
02510307447016	447016 ADAPT.MEC.P/COBRE 16C/ORING CR	2.10
02510307681024	681024 ADAPTA.AUTO-AJUST.CR 12.5-13 D.	2.35

**COMANDOS TERMOSTATICOS E ELECTROTÉRMICOS**

02510306200000	200000 COMANDO TERMOST.C/SENSOR LIQ.	19.60
02510306475002	475002 ADAPTADOR P/SONDA	9.95
02510306656102	656102 COMANDO ELECTROTÉRMICO 230V	49.40
02510306656104	656104 COMANDO ELECTROTÉRMICO 24V	49.40
02510306656112	656112 COMANDO ELECT.C/ MICRO-INT.220V	70.10
02510306656214	656214 COMANDO ELECTROTÉRMICO 24V	46.90
02510306656304	656304 COMANDO ELECTROTÉRMICO 24V	56.70

VALV.P/INSTALACOES MONOTUBO/BITUBO

02510305455400	455400 VALVULA P/INST.MONOT.E BITUBO 1/2	33.60
----------------	--	-------

VALV.PREDISPOSTAS P/C.TERMOST.ELECTROT.

02510308225412	225412 VALV.DUPLA DIRT.PREDISP.P/COM.TER	19.70
02510308225422	225422 VALV.DUPLA ESQ.PREDISP.P/COM.TER	19.70

VALV.SIMPLES P/TUBAGEM PLASTICA/COBRE

02510302340402	340402 VALV.RADIADOR MANUAL ESQUAD. 1/2	7.50
02510302342402	342402 DETENTOR ESQ.P/TUB.COBR/PLAST.	6.50

VALVULAS SIMPLES P/TUBAGEM DE FERRO

02510301411402	411402 VALV.RAD.ESQ.REF.411 1/2 P/FERRO	7.80
----------------	---	------

VALVULAS TERMOST.P/TUBAGEM DE FERRO

02510303401402	401402 VALV.RADIADOR TERMOST.ESQ.1/2	8.80
02510303431402	431402 DETENTOR FE.EM ESQ.1/2	7.00

VALVULAS TERMOST.P/TUBAGEM PLAST./COBRE

02510304227402	227402 VALV.TERMOST.CORP.INVERS COBR/PLA	15.50
02510304338001	338001 CONJ.VALV.RADIADOR ENC.RAPIDO 15M	25.11
02510304338402	338402 VALV.TERMOST.ESQ.P/COBRE PLAST.	8.35
02510304339402	339402 VALV.TERM.RADIADOR DTA	8.35
02510304343402	343402 DETENTOR DTO 1/2	6.65

VALVULAS TERMOSTATICAS

02510311221500	221500 VALV.TERMOSTATIZAVEL DIREITA 3/4	14.20
----------------	---	-------

VALVULAS ZONA ESFERA MOTORIZADAS C/COMAN

02510310644246	644246 VALV.ESF. 2 VIAS 1/2 230V	159.00
02510310644248	644248 VALV.ESF. 2 VIAS 1/2 24V	181.00
02510310644252	644252 VALV.ESF. 2 VIAS 3/4 230V	154.00
02510310644256	644256 VALV.ESF. 2 VIAS 3/4 230V	159.00

VALVULAS REGULACAO**DESCONECTORES CALEFFI**

02510801573415	573415 DESCONECTOR DE ZONA TIPO CA 1/2	79.50
----------------	--	-------



ESTABILIZA.AUT.CAUDAL C/CARTU.INOX S.120

02510805120161L80	120161L80 AUTOFLOW C/CORTE 1" CALEFFI	244.00
-------------------	---------------------------------------	--------

ESTABILIZA.AUT.CAUDAL C/CARTU.INOX S.125

0251080612514112	125141L12 AUTOFLOW 1/2	107.00
0251080612515112	125151L12 AUTOFLOW 3/4	119.00
02510806125171000	125171000 FILTRO EM Y 1 1/4	81.10

ESTABILIZA.AUT.CAUDAL C/CARTU.INOX S.127

0251080715102M15	12715102M15 AUTOFLOW 3/4 (0.15 M3/H)	39.50
0251080715102M20	12715102M20 AUTOFLOW 3/4 (0.2 M3/H)	39.50
0251080715102M40	12715102M40 AUTOFLOW 3/4 (0.4 M3/H)	SobConsulta
0251080715102M50	12715102M50 AUTOFLOW 3/4 (0.5 M3/H)	39.50
0251080715102M60	12715102M60 AUTOFLOW 3/4 (0.6 M3/H)	39.50
02510807151M60	127151M60 EST.AUT.CAUDAL 3/4 (0.6 M3/H)	SobConsulta
02510807151M80	127151M80 EST.AUT.CAUDAL 3/4 (0.8 M3/H)	SobConsulta
02510807151M90	127151M90 EST.AUT.CAUDAL 3/4 (0.9 M3/H)	SobConsulta

**VALVULAS DE BALANCEAMENTO C/CAUDALIMETRO**

02510809132402	132402 VALVULA BALANC.C/CAUD.1/2 2/7	83.40
02510809132512	132512 VAL.BALANCIAMENTO 3/4 C/CAUDAL.	87.10
02510809132522	132522 VALVULA BALANC.C/CAUD.3/4 7/28	87.10
02510809132602	132602 VALVULA BALANC.C/CAUD.1 10/40	102.00
02510809132702	132702 VALVULA BALANC.C/CAUD.1 1/4 20/70	114.40
02510809132902	132902 VALVULA BALANC.C/CAUD.2 50/20	209.00

VASOS EXP., TERMOST.**TERMOST.-CONTA HORAS-INTERRUPT.HORARIO**

02511408620300	620300 TERMOSTATO AMBIENTE DIGITAL	41.10
02511408620302	620302 TERMOSTATO AMBIENTE DIGITAL	45.80

QUEIMADORES "CUENOD"**PECAS P/QUEIMADORES****PEÇAS P/QUEIMADORES GASOLEO MOD.ECO**

0256020100	602012 VALV. RETENÇÃO VITON GASOLEO 3/8	12.32
0256020101	FILTRO GASOLEO 70451/006 PL	12.32
0256020101TON110A	PURGADOR TIGERLOOP C/RECIRCULACAO	103.13
0256020101TON2	INJECTOR DANFOS GPH 0.50 30°S 030F3108	11.00
0256020101U	INJECTOR DANFOS GPH 0.40 60°S	11.00
0256020102	INJECTOR DANFOS GPH 0,50 60°S	11.00
02560201020	INJECTOR DANFOS GPH 0,60 60°S	11.00
02560201021	INJECTOR DANFOS GPH 0,55 60°S	11.00
0256020103	INJECTOR DANFOS GPH 0,65 60°S	11.00
02560201031	INJECTOR DANFOS GPH 0,75 60°S	11.00
0256020104	INJECTOR DANFOS GPH 0,85 60°S	11.00
02560201041	INJECTOR DANFOS GPH 1,00 60°S	11.00
0256020105	INJECTOR DANFOS GPH 1,25 60°S	11.00
02560201050	INJECTOR DANFOS GPH 1.35 60°S	11.00
02560201051	INJECTOR DANFOS GPH 1,50 60°S	11.00
02560201052	INJECTOR DANFOS GPH 1,75 60°S	11.00
02560201058	INJECTOR DANFOS GPH 2,00 45°S	11.00
0256020106	INJECTOR DANFOS GPH 2,00 60°S	11.00
02560201062	INJECTOR DANFOS GPH 2.50 60°S	11.00
02560201063	INJECTOR DANFOS GPH 2.75 60°S	11.00
02560201064	INJECTOR DANFOS GPH 3.00 60°S	11.00
02560201065	INJECTOR DANFOS GPH 3.50 60°S	20.00
02560201066	INJECTOR DANFOS GPH 4.00 60°S	20.00
02560201067	INJECTOR DANFOS GPH 4.50 60°S	20.00
0256020106B0065	INJECTOR DANFOS GPH 2,50 45°S	11.00
0256020106B0071	INJECTOR DANFOS GPH 4,50 45°S	11.00
0256020106F4916	INJECTOR DANFOS GPH 0,75 45°S	11.00
0256020106F4918	INJECTOR DANFOS GPH 0,85 45°S	11.00
0256020106F4920	INJECTOR DANFOS GPH 1,00 45°S	11.00



0256020106F4924	INJECTOR DANFOS GPH 1,25 45°S	11.00
0256020106F4928	INJECTOR DANFOS GPH 1,50 45°S	11.00
0256020106F4930	INJECTOR DANFOS GPH 1,75 45°S	11.00
0256020106F4934	INJECTOR DANFOS GPH 2,25 45°S	11.00
0256020106F4940	INJECTOR DANFOS GPH 3,00 45°S	11.00
0256020106F4944	INJECTOR DANFOS GPH 4,00 45°S	11.00
0256020106F8908	INJECTOR DANFOS GPH 0,50 80°S	11.00
0256020106F8912	INJECTOR DANFOS GPH 0,60 80°S	11.00
0256020106F8914	INJECTOR DANFOS GPH 0,65 80°S	11.00
0256020106F8916	INJECTOR DANFOS GPH 0,75 80°S	11.00
0256020106H6914	INJECTOR DANFOS GPH 0,65 60°H	11.00
0256020106H6918	INJECTOR DANFOS GPH 0,85 60°H	11.00
0256020106SS10	INJECTOR STEINEN GPH 10.0 60° SS	12.49
0256020107	BOMBA GASOLEO AS47B 1537-1 SUNTEC	91.00
02560201071	04036480 BOMBA SUNT.ECO8-10-15-20 TWIN13	169.18
02560201072	04038790 BOMBA SUNTEC ECO 15/2-20/2	402.45
02560201073	04033000 BOMBA SUNTEC ECO 30/2-40/2	237.04
0256020108	FOTOCELULA ORBIS 17-4	34.52
02560201080	4036440 FOTOCELULA ECO 10/15	36.99
02560201081	04043300 FOTOCELULA LMB LO	23.32
0256020109	SUPORTE PRE-AQUE.DANFOS FPH	99.88
02560201090	01092560 LINHA C/RESISTEN.DANFOSS ECO3R	161.18
02560201091	01102310 LINHA C/RESISTEN.DANFOSS ECO5R	171.08
0256020110	PROGRAMADOR LANDIS TIPO LOA 24/1	82.20
02560201101	04042060 PROGRAMADOR 1 ESCALAO LMO 14	132.89
02560201102	04042070 PROGRAMADOR 2 ESCALOES LMO 24	172.95
0256020111	PLACA BASE LOA 21/AGK 11	11.28
0256020112	LIRA FLEXIVEL MALHA ACO GASOLEO	15.37
0256020113	TUBO DE ALIMENTACAO DE GASOLEO	5.93
0256020114	CONDENSADOR 4 MF AEG	13.30
02560201141	56.10110 CONDENSADOR 4 MICRO FARADAY	4.92
02560201142	56.20005 CONDENS. ALUM. 4 MICR-FARAD.-M8	SobConsulta
0256020115	1100880 MOTOR 100W ECO 3-5-7	177.43
02560201150	4037360 TURBINA ECO3 EM3 D108X41	18.51
02560201151	04035170 TURBINA ECO5RN-7-EM9	21.26
02560201152	04035160 TURBINA ECO5 NOVO-EM6-D112X42	22.54
02560201153	04036360 TURBINA ECO8-10-EM9E-D133X39	24.68
02560201154	04033470 TURBINA ECO14-EM16-D145X60	33.56
02560201155	04037130 TURBINA ECO15-20-20/2-EM18-18/2	32.19
02560201158	01088660 MOTOR 150WECO14-14/2-ECO16-16/2	266.96
02560201159	1136850 MOTOR ECO8-10 - EM12	177.63
0256020116	FLANGE LINA INJECTOR ECO 3R	4.43
02560201160	1126060 MOTOR 100W FIRE 1-3-6-9	178.13
02560201161	04037040 TURBINA ECO-TWIN EM70 225X80	191.00
0256020117	DISCO DEFLECTOR ECO3 / 5 / 7	19.73
0256020118	BOCAL ECO 3	15.70
0256020119	01077770 FLANGE FIXACAO CALDEIRA ECO3-5	20.31
02560201190	1077850 JUNTA ISOLANTE ECO 3/5	2.91
02560201191	01086800 FLANGE FIX.CALD.ECO7-EM9	16.33
02560201192	01065910 FLANGE FIX.CALDEIRA	54.26
02560201193	01067530 FLANGE FIX.CALDEIRA	57.64
02560201194	01118800 FLANG.FIX10-15-20-15/2-20/2EM18	27.89
02560201196	01118810 JUNTA ISO.ECO10-15-20-15/2-20/2	4.01
02560201197	01067580 JUNTA ISOLANTE EM16	2.83
02560201198	01090430 JUNTA ISOLANTE PG45-EM26-26/2	12.49
02560201199	F39820530 JUNTA PORTA QUEIM.FAST-DUO-EXA	40.30
0256020120K	KIT FLANGE C/BICHAS P/QUEIMADOR ECO 3	42.00
0256020121	PARAFUSO DA TOMADA PRESS SUNTEC	1.20
02560201230	04034020 TRANSFORMADOR COFI 2X4KV-20MA	100.38
02560201240	04036140 TRANSFORMADOR FIDA 8/20 CM	91.43



02560201241	TRANSFORMADOR FIDA 8/10 CM	78.45
0256020125	04032120 TRANSFORMADOR FIDA 10/20 CM	116.40
02560201250	1000364-1025972 TRANSFORMADOR BRAHAMA	151.98
0256020126	CABO TRANSFORMADOR FIDA	2.83
0256020126EBI	052F0104 CABO TRANSFORMADOR EBI	26.82
0256020128	CABO ELECTRICO DO MOTOR	2.83
0256020129	CABO ELECTRICO ELECTROVAVULA	13.00
0256020130	CORPO QUEIMADOR ECO 3 R-X	22.63
0256020131	CABO PRE-AQUECEDOR ECO 3R L=34	4.03
0256020133	CASQUILHO MACHO 3/8	2.44
0256020135	ANEL PLASTICO REG. DO AR	0.80
0256020136	CARTUCHO P/FILTRO GASOLEO FAG 3/8 0.10	7.14
0256020137	BORBOLETA FLUXO AR P/ECO 3	2.77
02560201370	01080900 BORBOLETA AR ECO5-7-EM9	2.38
02560201371	01118790 BORBOLETA AR ECO10	15.55
02560201372	01088790 BORBOLETA AR ECO14-EM16	2.39
02560201373	01088710 BORBOLETA AR ECO14/2	2.39
02560201374	01118930 BORB.AR ECO15-15/2-20-20/2-EM18	10.79
02560201375	01122270 BORBOLETA AR EM18	14.37
02560201376	01087200 BORBOLETA AR ECO22-EM26	11.78
02560201377	01087090 BORBOLETA AR ECO22/2	4.24
0256020138	04035020 ACOPLAMENTO BOMBA GASOLEO/MOTOR	3.93
0256020139	ELECTRODO P/ECO 3	19.80
02560201390	4040310 ELECTRODO P/ECO 5 NOVO	14.48
02560201391	48.40043 PAR ELETRODO (LAMBORGHINI)	13.63
02560201392	ELECTRODOS PAR ECO 10 4040310	8.24
02560201399	01085570 SUPORTE INJECTOR SIMPLES ECO3	28.93
0256020140	01085660 SUPORTE INJECTOR SIMPLES ECO5	40.11
02560201401	01085670 LINHA INJETOR ECO8 B.LARGA-ECO7	32.74
0256020141	FICHA 7 POLOS FEMEA	8.34
02560201411	49.50020 FICHA 3B MACHO MULTIBORNE	2.84
025602014111	49.50025 FICHA 3B FEMEA MULTIBORNE	3.12
0256020142	BOBINE SUNTEC AS 220V	31.77
02560201420	BOBINE ELECTROV.DELTA 220V M81	15.34
0256020142ELV	ELECTROVALVULA AS/AP2/AP3	29.70
0256020143	FILTRO SUNTEC AN-AS-AE	7.90
0256020144	10.53919 JUNTA SUNTEC TAMP A REDONDA	3.13
02560201440	10.53918 JUNTA SUNTEC TAMP A QUADRADA	2.42
0256020145	REDUTOR F 1/4X M 1/8	2.34
0256020145SS12	INJECTOR STEINEN GPH 10.0 45° SS	12.49
0256020147	KIT 12 JUNTAS TAMP A DELTA V1-2	1.80
0256020153	MASSA TERMICA 25GR.	6.20
0256020154	CABO HT 50CM P/ELECTRO.C/TERM.4/6MM ECO3	3.22
02560201541	1123350 CABO ELECTROD.ECO8-10-15-20	8.19
02560201542	1119660 CABO ELECTRODO ECO30	8.00
02560201544	CABO P/ELECTRODO ECO 10 112350	4.85
02560201545	CABO HT AVULSO 1.5 REF.49.10045	5.78
02560201546	TERMINAL HT D4MM REF.4930010	0.56
02560201547	TERMINAL HT D6.5MM REF.4930020	0.56
02560201548	1080470 CABO P/ELECTRODO ECO 3-5	4.03
02560201549	1091720 /1002120 CABO P/ELECTRODO FIRE 6	6.13
0256020155	ROLAMENTO 6202-2Z P/VENTILADOR	8.77
02560201550	1082300 CABO P/ELECTRODO ECO 7 ECO 2.5LN	4.03
02560201551	1119180 CABO P/ELECTRODO ECO 15/2-20/2	7.08
02560201552	1122200 CABO P/ELECTRODO EM 18	6.85
02560201553	1122550 CABO P/ELECTRODO EM 18/2	8.48
02560201554	1127280 CABO P/ELECT C/FIL EM35E-EM40/2E	12.68
0256020160	01136860 MOTOR ECO15-20-15/2-20/2EM18-18	222.02
0256020163	01126080 MOTOR ECO22-22/2-EM26	255.89
0256020166	04033090 TURBINA D 160X75	37.20



+351 244 800 160
+351 244 802 323



geral@canalcentro.pt
info@canalcentro.pt



R. do Bailadouro s/nº,
2410-211 Pousos



canalcentro

0256020167	04038680 FOTOCELULA UV P/TWIN 13E	659.75
0256020168	01119060 TUBO 1º CHAMA ECO 30-30/2-40/2	21.29
0256020169	01111380 LINHA INJEÇÃO ECO 30	197.21
0256020170	01016790 DISTANCIADOR PG19 ECO 30/2	1.57
0256020171	01048110 DISCO DEFLETOR G30PG-29 ECO 30	35.34
0256020172	04010280 ELECTRODOS G9 ECO 30-30/2-40/2	7.28
0256020173	04037420 FOTOC.ECO30-30/2-40/2-50/2-70/2	36.08
0256020174	01119940 FLANGE LINHA INJECAO ECO30	8.65
0256020175	04037510 TURBINA EM35-EM40-ECO30	55.49
0256020176	01118650 MOLA RACORD IDA ECO 10 A 40	2.50
0256020177	04036420 SUPORTE FOTOCELULA QRB1A	3.90
0256020178	1118760 SUPORTE DEFLETOR ECO8/10/15/20	9.15
0256020179	04001030 TURBINA D250X82	249.03
0256020180	01008251 MOTOR G75/N75/PG 50-65/55-70PM	541.07

PEÇAS P/QUEIMADORES GASOLEO MOD.FIRE

025602100001	01126130 LINHA INJETOR SIMPLES FIRE	21.64
02560210303231	JUNTA P/BOMBA DANFOSS BFP21 R3	4.98
02560210303247	KIT FILTRO DANFOSS BFP	20.64
02560210303399	BOMBA DANFOSS BFP21 L3 COD.071N0170	86.53
02560210303400	BOMBA DANFOSS BFP21 R3 COD.071N0171	86.53
025602103090100	13.90100 BOBINE P/BOMBAS DANFOSS 071N001	53.21
02560210413130	JUNTA (FLANGE) QUEIMADOR FIRE	40.29
0256021052F0030	TRANSFORMADOR DANFOSS EBI 52F0030	40.22
02560210MZ770	FOTOCELULA SATRONIC MZ770	16.78
02560210TF974	CAIXA CONTROL SATRONIC TF 974	99.26
02560210U001	BORBOLETA FLUXO AR P/FIRE 6	5.20

PRODUTOS DE LIMPEZA P/CALDEIRAS

02560202001	CARTUCHO LIMPEZA CALDEIRA	4.37
0256020202	CARTUCHO LIMPEZA ARTU-LIMP	3.75
0256020204	ESCOVILHAO PVC REDONDO DIAM 60MM M12	15.00
0256020205	ESCOVILHAO EM AÇO 80MM	19.78
02560202050	ESCOVILHAO EM AÇO 60MM C/CABO	SobConsulta
02560202051	ESCOVILHAO EM AÇO 40MM	12.53
02560202052	99.19140 ESCOVILHAO TRIANGULAR AÇO M8	66.88
025602020520	ESCOVILHAO QUADRADO EXT.80MM INT.30MM	66.88
02560202053	99.19003 ESCOVILHAO AÇO 40 MM	22.38
02560202054	99.19012 ESCOVILHAO PVC 40 MM	22.38
02560202055	99.19022 ESCOVILHAO AÇO LATONADO 30MM	54.38
02560202056	ESCOVILHAO D.30MMX50CM	54.38
0256020206	SPRAY LIMPEZA QUEIMADOR	SobConsulta
0256020207	CABO P/ESCOVILHAO M8 C/1 MT	36.75
0256020208	CABO P/ESCOVILHAO M12 C/1,75 MT	44.42
0256020209	99.19205 HASTE ROSCADA AÇO M8	36.75

QUEIMADORES CUENOD**PEÇAS QUEIMADOR CUENOD**

0256040200	BOMBA SUNTEC P/CUENOD NC	108.89
02560402001	LIRA FLEXIVEL GASOLEO C/CURVA P/CUENOD	12.00
0256040203	B138987 ELECTODO IGNIÇÃO CUENOD	24.30
0256040204	CENTRALINA COM.SH113-C2 CUENOD	86.52
02560402040	65300269 CENTRALINA DISPLAY ELCO	319.80
0256040205	FLANGE P/QUEIMADOR CUENOD	56.89
0256040206	A13010539 TAMP A P/QUEIM.CUENOD	15.00
0256040209	KIT REGULAÇÃO REGISTO AR	48.88
0256040210	CABO ELECTRODO CUENOD	14.68
0256040211	LINHA INJECTOR CUENOD C/RESIST.	103.85
0256040212	MOTOR VENTILADOR CUENOD	119.75
0256040213	TURBINA P/CUENOD NC4/NC6	39.08
0256040214	KIT ADMISSAO AR ROTATIVO CUENOD	108.33
0256040215	KIT ADMISSÃO AR FIXO CUENOD	64.58



0256040216	15.130015743 DEFLETOR NC4	18.20
0256040217	16.13016277 LINHA INJECTOR CUENOD NC4	35.75
0256040218	BOCAL CUENOD NC4 02.13015900	61.15
0256040219	05.13016248 KIT REG.AR NC4/6/9	58.27
0256040220	22.13011124 TUBO BOMBA-LINHA NC4/6/9	26.12
0256040221	13016377 MOTOR 0,48KW 230V D12.7	246.40
0256040222	13016690 VENTILADOR D160 X 74 D12.7	102.00
0256040223	10.10770 BOMBA SUNTEC AS 47A 1536 UNIGAS	70.99
0256040224	13015841 KIT Sonda + ELETRODO CUENOD C54	22.89
0256040225	13015625 CABO IONIZACAO CUENOD C54	16.30
0256040226	13015610 CABO IONIZACAO CUENOD C54	16.30
0256040227	13015700 CAIXA CONTROLO SG513	143.68

QUEIMADOR GASOLEO CUENOD

0256040101	QUEIMADOR CUENOD NC 4	527.08
0256040109	QUEIMADOR CUENOD NC16	825.88
0256040120	VACUOMETRO GASOLEO RADIAL	11.22

QUEIMADORES A GAS CUENOD

02560403CBC43	QUEIMADOR A GAS CUENOD CB-C43 GX5078	3230.0
02560403NC30	QUEIMADOR A GAS NC29GX207A CUENOD	2100.0

QUEIMADORES LAMBORGH**PECAS LAMBORGHINI**

025603210001	4032190 ELECTRODO IONIZ.EM3-6	13.67
025603210002	04018510 ELECTRODO ACENDIM.EM3-6-9	10.19
025603210003	04033420 ELECTRODO IONIZ.EM9	8.94
025603210004	1121900 ELECTRODO IONIZ.EM12	10.97
025603210005	01121930 ELECTRODO DTO.EM12	8.25
025603210006	01121940 ELECTRODO ESQ.EM12	8.25
025603210009	04017260 ELECTROD.IONIZ.EM16-16/2-14PM	23.56
025603210010	4033940 ELECTRODO DTO EM16/2	11.78
025603210011	04033950 ELECTRODO ESQ.EM16-16/2	11.78
025603210012	01122390 ELECTR.IONIZ.EM18-18/2	13.67
025603210013	1122380 ELECTR.ACENDIM.EM18-18/2	12.20
025603210014	01122410 ANEL BLOQUEIO ELETRI.EM18	6.60
025603210020	04032790 ELECTRODO IONIZ.EM26-35-40	13.35
025603210021	04017330 ELECTROD.DTO.EM26-50 E 55PM	14.85
025603210022	04017340 ELECTROD.ESQ.EM26-50 E 55PM	14.85
025603210023	4017350 ELECTR.IONIZ.55-70PM E EM50-70	20.98
025603210024	4016970 ELECTR.DTO EM35-40-50-70	15.08
025603210025	4016980 ELECTRODO ESQ.EM35-40-50-70	15.08
025603210026	04043030 ELECTRODO IONIZACAO LMB-G	18.85
025603210030	1084850 CABO P/ELCT.4/6L530 EM26/2-EC14	4.71
025603210031	1127260 CABO P/ELCT. EM 3-E EM 6-E	10.24
025603210032	1127270 CABO P/ELCT. EM 9-E EM 9/2	10.89
025603210040	08013020 LINHA GAS C/ELECTR.EM3	197.45
025603210041	01092360 LINHA INT.GAS EM6	163.52
025603210042	01092890 LINHA INT.GAS EM9	390.67
025603210046	01090710 LINHA DE GAS EM16-16/2	264.60
025603210050	01095750 BOCAL FOGO EM3E	84.86
025603210051	01079840 BOCAL FOGO EM6	58.19
025603210052	01088580 BOCAL FOGO EM9	72.43
025603210053	01121970 BOCAL FOGO EM12	78.70
025603210054	01090650 BOCAL FOGO EM16-16/2	76.70
025603210055	01122280 BOCAL FOGO EM18	84.76
025603210056	01122510 BOCAL FOGO EM18/2	161.65
025603210062	01121920 DEFLETOR EM12	55.84
025603210063	01016760 ESPALHADOR PM	23.63
025603210064	01091900 ESPALHADOR GN EM16-16/2	96.61
025603210070	04034140 PRESSOST.AR DUNGS LGW3A2	112.63
025603210071	04034150 PRESSOST.AR LGW 10A2	101.08



025603210072	04041490 PRESSOST.AR EM12	51.88
025603210073	04041910 PRESSOST.AR LGW 10A2+CONECT.	107.20
025603210074	04034600 PRESSOST.AR LGW10A2P	126.05
025603210075	04010660 PRESSOSTATO GAS GW150A5- DUNGS	121.11
025603210076	04007310 PRESSOSTATO GAS DUNGS GW 3 A4	75.53
025603210080	04042480 CX.CONTROLE LME11	291.94
025603210081	04042360 CX.CONTROLE LME22	306.80
025603210085	33.23360 CX.CONTROLE LGB 22.330 A27	SobConsulta
0256032100858	04019080 CAIXA CONTROLO LANDIS LFL1.322	935.78
025603210090	01078040 PARAFUSO REGUL.AR	0.47
025603210091	04045060 VAL.GAS KROMSCHRODER CG10R70	798.05
025603210101	04037710 SERVOMOTOR LANDIS SQN71.424A201	303.37
025603210102	04035640 SERVOM.LAND.SQN70.324A20-EM16/2	494.58
025603210103	01136260 CANHÃO BOCA LARGAP/LMB LO 1000	264.97
025603210104	01140510 LINHA INTERNA GAS LMB G 1000 BL	339.58
025603210105	01136340 ANEL REGUL. AR 1000 GAS BL	68.80
025603210106	01136280 CABO ACEND. LMB G BL 600-1000	10.84
025603210107	01136290 CABO IONIZ LMB G BL 600-1000	16.23
0256032101125040	01125040 MOTOR EM 70	818.30
025603210205	04036080 VALV.GAS DUNGSD3-EM9-16-18-26/2	1768.1
025603210208	04034440 VALV.GAS DUNGS EM 18/2 26/2 50	2240.6
0256032110112	04032110 TRANSF.FIDA 8/20 PM	113.80
0256032110120	MB-DLE-410-B01-S50 1 VALVULA GAS DUNGS	920.00
0256032110130	MB-VEF-412-B01-S10 11/4 VALV.GAS DU.LMBG	2020.0
0256032110131	01112270 BRIDA MOTOR 55 PM LMBG	76.28

PEÇAS P/QUEIMADORES A GAS

02560320001	CONECTOR 3 POLOS DUNGS	17.50
02560320002	04032450 VALV.HONEYWVE4015C1003-02-EVRL	SobConsulta

QUEIMADORES PELLETS**PEÇAS P/QUEIMADORES PELLETS LAMBORGHINI**

0256050120	F39828420 TRANSDUTOR PRESSAO ECO 3,4 P	SobConsulta
------------	--	-------------

QUEIMADORES UNIGAS**QUEIMADORES GASOLEO UNIGAS**

0256060101	QUEIMADOR GASOLEO UNIGAS LO35 14-41KW	602.00
------------	---------------------------------------	--------

QUEIMADORES "ELCO"**COMPLEMENTOS QUEIMAD****ACESSÓRIOS**

0259200201	3834253 CABO OP KIT 0-10V BCU/0	50.00
------------	---------------------------------	-------

PECAS QUEIMADORES EL**ELECTRODOS/CELULAS ELCO**

0259800301	65326633 FOTOCELULA QRB 1A A048B70B+PLUG	27.26
0259800303	65326635 FOTOCELULA QRB 1A LG.220+RAST5	27.26
0259800305	13011119 ELECTRODOS 25X48 D4 D1,5X19 52	14.08
0259800306	13010529 ELECT. IONIZ D8X80 D4 D2X27 80	14.71
0259800307	13018153 ELECTRODOS 25X43 D4 D1,5X19 30	17.14
0259800308	65300738 ELECT. IGNICAO 14X46 D4 D1,2X10	18.94
0259800309	13009626 ELECT. IONIZ D8X120 D6,4 D4X36	18.04
0259800310	13009726 ELECT. IGNI 27X55 D6,4 D2X23 45	16.37
0259800311	13014990 CABO ELEC IGNICAO D4/D4 L510 AP	14.15
0259800312	13015121 CABO ELEC IONIZACAO MC4/D4 L650	18.04
0259800313	13009624 CABO ELECTRODO IGNICAO L1050MM	48.15
0259800314	13009628 CABO ELECT IONIZ MC4-D6,35X1050	24.42
0259800315	13009663 TRANSF IGNICAO EBI 2X7,5 230V	45.30
0259800316	65300715 TRANSFORMADOR IGNICAO EBI 1X11	67.10
0259800317	13015185 CABO IONIZACAO D4 BAN/RAST1P	21.65

OUTRAS PEÇAS QUEIMADORES

0259800501	13010095 TURBINA D160X52 D12,7	32.40
0259800502	13009649 TURBINA D240X82 D19	75.20



0259800503	13020502 PRESSOSTATO AR 604.91 0,5-5M	50.57
0259800504	65300991 PRESSOSTATO AR 604.92 1-10M BAR	55.85
0259800505	13009981 MOTOR 0,16KW230V D12,7	113.91
0259800506	13009654 MOTOR 1,5KW230/400V D19+PLUG	243.44
0259800507	13018138 BORBOLETA AR	39.68
0259800508	65326225 BORBOLETA AR CPL	48.84
0259800509	65326229 SERVOMOTOR STE 4,5 B0.37/6L	132.71
0259800510	65300527 SERVOMOTOR STE 4,5 B0.37/6R	132.71
0259800511	13021992 BOCAL D115/100 L350 AGP	149.99
0259800512	13015802 ESPALHADOR D91/30 6SL ELECT.	55.01
0259800513	13009612 ESPALHADOR D125/40 9SL R 6DRIL	89.63
0259800514	13010473 CAIXA AJUSTE REGISTO AR GAS	56.86
0259800515	13008244 TOMADA PRESSAO AR D6 90° L28/44	25.47
0259800516	13010513 AIR REC. D103/45 SPOILER 100X97	30.78

PECAS ELECTRONICA ELCO

0259800101	65300269 UNID. CONTROLO TCH 141.03	148.60
0259800103	65300838 UNID. CONTROLO TCG 141.02 NO TC	148.60
0259800105	65301109 DISPLAY UNIT TCG-TCH REL 2.2	125.22
0259800107	65300880 UNI CONTR. TCG211.00 (65300842)	148.60
0259800109	65301021 CONTROLADOR UNIT TCG 511.00	148.60
0259800111	65300226 CAIXA CONTROLO TCG 141.00	178.32

QUEIMADORES GAS 1 ES**GAS 1 ESC BAIXO NOx**

0259060103	32636 QUEIMADOR GAS 1 ESC VG 1.55	1166.0
0259060105	32637 QUEIMADOR GAS 1 ESC VG 1.85	1409.3
0259060109	33555 QUEIMADOR GAS 1 ESC VG 2.140KL 3/4	1675.7
0259060113	33572 QUEIMADOR GAS 1 ESC VG2.200KL 11/4	1922.8
0259060118	3836355 QUEIMADOR GAS 1 ESC VG1.105DE KN 3/4	1945.9

QUEIMADORES GAS 2 ES**GAS 2 ESC BAIXO NOx**

0259070111	33322 QUEIMADOR GAS 2 ESC VG2.160D KL3/4	2084.9
0259070115	33323 QUEIMADOR GAS 2ESC VG2.210D KL11/4	2285.7

GAS 2 ESC PROGRESSIVO PNEUMAT BAIXO NOx

0259070215	3833339 QUEIMA GAS 2ESC VG2.160 DP KL3/4	SobConsulta
------------	--	-------------

GAS 2 ESC PROGRESSIVO PNEUMAT L. NOX ERP

0259070407	3836367 QUEIMA GAS 2ESC VG2.120 DPEKL3/4	2254.8
0259070433	3836411 QUEIMAD. GAS VG3.290 DPE KL 11/4	1964.1

GAS 2 ESC PROGRESSIVO PNEUMAT STANDARD

0259070315	3835373 QUEIMADOR GAS VG5.950 DP KM11/4	SobConsulta
------------	---	-------------

QUEIMADORES GASOLEO**GASOLEO 1 ESC STANDARD C/PRÉ AQ**

0259010101	32615 QUEIMADOR GASOLEO 1 ESC VL 1.40P	637.07
0259010103	33026 QUEIMADOR GASOLEO 1 ESC VL 1.55P	675.68
02590101L00000015	L500000015 KITGPL P/EM26-E - EM26/2M -E	290.00
02590101L500000012	L500000012 KIT CONVER.GPL P/EM16/EM16/2-	119.16
02590101VL140P	QUEIMADOR GASOLEO VL1.40P 18-48KW	700.00

GASOLEO 1 ESC. STANDARD

0259010205	32618 QUEIMADOR GASOLEO 1 ESC VL 1.95	664.09
0259010209	33537 QUEIMADOR GASOLEO 1 ESC VL 2.140KL	845.56
0259010211	33541 QUEIMADOR GASOLEO 1 ESC VL 2.200KL	880.31

GASOLEO 2 ESC ECOFLAN

025902103143731	3143731 QUEIMADOR MAIOR P 300.1 AB 3MW	6557.0
-----------------	--	--------

GASOLEO 2 ESC STANDARD

0259020107	33347 QUEIMADOR GASOLEO 2 ESC VL 2.160D	1196.9
0259020111	33349 QUEIMAD. GASOLEO 2 ESC VL2.210D KL	1262.6
0259020115	33073 QUEIMAD. GASOLEO 2 ESC VL3.290D KL	1563.7

QUEIMADORES "LAMBORGHINI"

+351 244 800 160
+351 244 802 323



geral@canalcentro.pt
info@canalcentro.pt



R. do Bailadouro s/nº,
2410-211 Pousos



QUEIMADORES A FUEL-O**QUEIMAD.A FUEL-OLEO 2 ESCAL.PNZ LAMBORGH**

0258040101	QUEIMADOR FUEL-OLEO 2 ESCALÕES PNZ 30	6514.8
0258040102	QUEIMADOR FUEL-OLEO 2 ESCALÕES PNZ 50	7027.6
0258040103	QUEIMADOR FUEL-OLEO 2 ESCALÕES PNZ 75	7545.3
0258040104	QUEIMADOR FUEL-OLEO 2 ESCALÕES PNZ 100	7779.7
0258040105	QUEIMADOR FUEL-OLEO 2 ESCALÕES PNZ 130	8197.2

QUEIMADORES A GAS L**PEÇAS P/QUEIMADORES A GAS**

02580220071810	PROGRAMADOR SATRONIC MMI MOD.13	414.43
----------------	---------------------------------	--------

QUEIMAD.A GAS 1 ESCAL.EM-E ST LAMBORGHINI

0258020201	QUEIMADOR A GAS 1 ESCALÃO EM 3 ST-E.D1	1013.3
0258020202	QUEIMADOR A GAS 1 ESCALÃO EM 6 N ST-E.D1	1024.4

**QUEIMAD.A GAS 1 ESCALÃO EM-E LAMBORGHINI**

0258020101	QUEIMADOR A GAS 1 ESCALÃO EM 3-E.D1	989.22
0258020102	QUEIMADOR A GAS 1 ESCALÃO EM 6-E.D1	1020.7
0258020103	QUEIMADOR A GAS 1 ESCALÃO EM 9-E.D2	1231.9
0258020104	QUEIMADOR A GAS 1 ESCALÃO EM 9-E.D3	1324.5
0258020105	QUEIMADOR A GAS 1 ESCALÃO EM 12-E.D3	1483.6
0258020106	QUEIMADOR A GAS 1 ESCALÃO EM 16-E.D4	1608.0
0258020107	QUEIMADOR A GAS 1 ESCALÃO EM 18-E.D6	1741.4
0258020108	QUEIMADOR A GAS 1 ESCALÃO EM 26-E.D6	2208.2
0258020109	QUEIMADOR A GAS 1 ESCALÃO EM 35-E.D7	2836.2

QUEIMAD.A GAS 2 ESCAL.EM-E/2 LAMBORGHINI

0258020301	QUEIMADOR A GAS 2 ESCALÕES EM 9/2-E.D3	1908.1
0258020302	QUEIMADOR A GAS 2 ESCALÕES EM 16/2-E.D3	2208.2
0258020303	QUEIMADOR A GAS 2 ESCALÕES EM 16/2-E.D4	2258.2
0258020304	QUEIMADOR A GAS 2 ESCALÕES EM 18/2-E.D6	2441.6
0258020305	QUEIMADOR A GAS 2 ESCALÕES EM 18/2-E.D3	2254.5
0258020306	QUEIMADOR A GAS 2 ESCALÕES EM 26/2-E.D6	2908.4
0258020307	QUEIMADOR A GAS 2 ESCALÕES EM 26/2-E.D3	2778.8
0258020308	QUEIMADOR A GAS 2 ESCALÕES EM 40/2-E.D7	3295.6
0258020309	QUEIMADOR A GAS 2 ESCALÕES EM 40/2-E.D4	3130.7
0258020310	QUEIMADOR A GAS 2 ESCALÕES EM 50/2-E.	SobConsulta

QUEIMAD.A GAS 2 ESCAL.EM-E/M LAMBORGHINI

0258020401	QUEIMADOR A GAS 2 ESCALÕES EM 26/M-E.D7	3201.1
0258020402	QUEIMADOR A GAS 2 ESCALÕES EM 40/M-E.D7	3543.8
0258020403	QUEIMADOR A GAS 2 ESCALÕES EM 40/M-E.D4	3382.7
0258020404	QUEIMADOR A GAS 2 ESCALÕES EM 40/M-E.D5	3295.6

QUEIMAD.A GAS 2 ESCAL.LMB G LAMBORGHINI

0258020701	QUEIMAD.A GAS 2 ESCALÃO LMB G 600 BC K1"	5956.9
0258020702	QUEIMAD.A GAS 2 ESCALÃO LMB G 600 BL K1"	6104.6
0258020703	QUEIMAD.GAS 2 ESCAL.LMB G 600 BC D11/2"	6055.4
0258020704	QUEIMAD.GAS 2 ESCAL.LMB G 600 BL D11/2"	6203.1
0258020705	QUEIMAD.GAS 2 ESCAL.LMB G 1000 BC K11/2"	6400.0
0258020706	QUEIMAD.GAS 2 ESCAL.LMB G 1000 BL K11/2"	6547.7
0258020707	QUEIMAD.GAS 2 ESCAL.LMB G 1300 K 11/2"	6945.1
0258020708	QUEIMAD.GAS 2 ESCAL.LMB G 1300 K 2"	7433.8
0258020709	QUEIMAD.GAS 2 ESCAL.LMB G 2000 K 2"	8960.0
0258020710	QUEIMAD.GAS 2 ESCAL.LMB G 2000 S DN65	12160

QUEIMAD.A GAS 2 ESCAL.PM/2-E LAMBORGHINI

0258020501	QUEIMADOR A GAS 2 ESCALÕES 140 PM/2-E.F1	7845.5
0258020502	QUEIMADOR A GAS 2 ESCALÃO 140 PM/2-E.D11	6062.8
0258020503	QUEIMADOR A GAS 2 ESCALÃO 140 PM/2-E.D10	5647.5
0258020504	QUEIMADOR A GAS 2 ESCALÃO 140 PM/2-E.D9	5647.5
0258020505	QUEIMADOR A GAS 2 ESCALÃO 210 PM/2-E.F3	9904.6
0258020506	QUEIMADOR A GAS 2 ESCALÃO 210 PM/2-E.D12	6071.8
0258020507	QUEIMADOR A GAS 2 ESCALÃO 210 PM/2-E.D11	7231.3



0258020508	QUEIMADOR A GAS 2 ESCALÃO 310 PM/2-E.F3	15353
0258020509	QUEIMADOR A GAS 2 ESCALÃO 310 PM/2-E.F2	14163
0258020510	QUEIMADOR A GAS 2 ESCALÃO 310 PM/2-E.F1	13570
0258020511	QUEIMADOR A GAS 2 ESCALÃO 430 PM/2-E.F3	16541
0258020512	QUEIMADOR A GAS 2 ESCALÃO 430 PM/2-E.F1	15015
0258020513	QUEIMADOR A GAS 2 ESCALÃO 430 PM/2-E.F5	16701

QUEIMAD.A GAS 2 ESCAL.PM/M-E LAMBORGHINI

0258020601	QUEIMADOR A GAS 2 ESCALÕES 140 PM/M-E.F3	7706.5
0258020602	QUEIMADOR A GAS 2 ESCALÃO 140 PM/M-E.D11	5784.7
0258020603	QUEIMADOR A GAS 2 ESCALÃO 140 PM/M-E.D7	5409.9
0258020604	QUEIMADOR A GAS 2 ESCALÃO 140 PM/M-E.D12	5409.9
0258020605	QUEIMADOR A GAS 2 ESCALÃO 210 PM/M-E.F5	9529.7
0258020606	QUEIMADOR A GAS 2 ESCALÃO 210 PM/M-E.D11	6636.5
0258020607	QUEIMADOR A GAS 2 ESCALÃO 210 PM/M-E.F6	9410.1
0258020608	QUEIMADOR A GAS 2 ESCALÕES 310 PM/M-E.F5	15056
0258020609	QUEIMADOR A GAS 2 ESCALÕES 310 PM/M-E.F1	13669
0258020610	QUEIMADOR A GAS 2 ESCALÕES 310 PM/M-E.F3	15003
0258020611	QUEIMADOR A GAS 2 ESCALÕES 430 PM/M-E.F5	16838
0258020612	QUEIMADOR A GAS 2 ESCALÕES 430 PM/M-E.F1	15387
0258020613	QUEIMADOR A GAS 2 ESCALÕES 430 PM/M-E.F5	19983

**QUEIMADORES A GASOLE****QUEIMAD.A GASOL.1 ESCAL.ECO LAMBORGHINI**

0258010201	QUEIMADOR A GASOLEO 1 ESCALÃO ECO 3R	585.40
0258010202	QUEIMADOR A GASOLEO 1 ESCALÃO ECO 5RN	611.33
0258010203	QUEIMADOR A GASOLEO 1 ESCALÃO ECO 7R	696.55
0258010204	QUEIMADOR A GASOLEO 1 ESCALÃO ECO 8	586.68
0258010205	QUEIMADOR A GASOLEO 1 ESCALÃO ECO 10	628.00
0258010206	QUEIMADOR A GASOLEO 1 ESCALÃO ECO 15	655.78
0258010207	QUEIMADOR A GASOLEO 1 ESCALÃO ECO 20	729.88
0258010208	QUEIMADOR A GASOLEO 1 ESCALÃO ECO 22	844.75
0258010209	QUEIMADOR A GASOLEO 1 ESCALÃO ECO 30	1185.6

QUEIMAD.A GASOL.2 ESCAL.ECO/2 LAMBORGHIN

0258010301	QUEIMADOR A GASOL.2 ESCALÕES ECO 7/2	1011.5
0258010302	QUEIMADOR A GASOL.2 ESCALÕES ECO 15/2	1054.1
0258010303	QUEIMADOR A GASOL.2 ESCALÕES ECO 20/2	1100.4
0258010304	QUEIMADOR A GASOL.2 ESCALÕES ECO 22/2	1259.7
0258010305	QUEIMADOR A GASOL.2 ESCALÕES ECO 30/2	1524.6
0258010306	QUEIMADOR A GASOL.2 ESCALÕES ECO 40/2	1959.9

QUEIMAD.A GASOL.2 ESCAL.LMB LO/2 LAMBORG

0258010601	QUEIM.GASOL.2 ESCALÕES LMB LO 600 BC 2ST	2560.9
0258010602	QUEIM.GASOL.2 ESCALÕES LMB LO 600 BL 2ST	2610.7
0258010603	QUEIM.GASOL.2 ESCALÃO LMB LO 1000 BC 2ST	3077.9
0258010604	QUEIM.GASOL.2 ESCALÃO LMB LO 1000 BL 2ST	3152.2
0258010605	QUEIM.GASOL.2 ESCALÕES LMB LO 1300 2ST	4182.7
0258010606	QUEIM.GASOL.2 ESCALÕES LMB LO 2000 2ST	4935.9

QUEIMAD.A GASOL.2 ESCAL.PG/2 LAMBORGHIN

0258010401	QUEIMADOR A GASOL.2 ESCALÕES PG 150/2	3875.4
0258010402	QUEIMADOR A GASOL.2 ESCALÕES PG 180/2	10743
0258010403	QUEIMADOR A GASOL.2 ESCALÕES PG 250/2	11999
0258010404	QUEIMADOR A GASOL.2 ESCALÕES PG 300/2	12338

QUEIMAD.A GASOL.2 ESCAL.PG/M LAMBORGHIN

0258010501	QUEIMADOR A GASOL.2 ESCALÕES PG 150/M	6828.3
0258010502	QUEIMADOR A GASOL.2 ESCALÕES PG 180/M	13707
0258010503	QUEIMADOR A GASOL.2 ESCALÕES PG 250/M	14381
0258010504	QUEIMADOR A GASOL.2 ESCALÕES PG 300/M	14698

QUEIMAD.A GASOL.3 ESCAL.LMB LO/3 LAMBORG

0258010701	QUEIM.GASOL.3 ESCALÕES LMB LO 600 BC 3ST	2614.0
0258010702	QUEIM.GASOL.3 ESCALÕES LMB LO 600 BL 3ST	2667.1



0258010703	QUEIM.GASOL.3 ESCALÔE LMB LO 1000 BC 3ST	3131.1
0258010704	QUEIM.GASOL.3 ESCALÔE LMB LO 1000 BL 3ST	3223.6
0258010705	QUEIM.GASOL.3 ESCALÔES LMB LO 1300 3ST	4647.4
0258010706	QUEIM.GASOL.3 ESCALÔES LMB LO 2000 3ST	5448.7

QUEIMADORES MISTOS (**QUEIMAD.MISTOS 2 ESCAL.TWIN/2 LAMBORGHIN**

0258030101	QUEIMADOR MISTO 2 ESCALÔES TWIN 50/2-E	6251.4
0258030102	QUEIMADOR MISTO 2 ESCALÔES TWIN 70/2-E	8200.6
0258030103	QUEIMADOR MISTO 2 ESCALÔES TWIN 120/2-E	12955
0258030104	QUEIMADOR MISTO 2 ESCALÔES TWIN 180/2-E	17367

**RADIADORES e ACESSORIOS P/AQUECIMEN****ACESSORIOS P/RADIADO****ACESSORIOS DIVERSOS**

0217060100	KIT PAR SUPORTE ALUM P/RAD. REGULAVEL BR	4.20
0217060101	SUPORTE P/RADIADOR PLAST.BRANCO UNIV.	0.23
02170601011	TAMPAO LACADO BRANCO CEGO 1/2	0.53
02170601012	TAMPAO LACADO C/PURGADOR 1/2	3.10
02170601013	TAMPAO P/ PRE-INSTAL.AQUECIM.C/ESP.1/2	3.80
0217060102	KIT UNIV.TAMPOES P/RADIAD.ALUMINIO	6.17
0217060103	CASQUILHO ACO 1	0.35
0217060104	CHAVE MET.P/MONT.RADIADOR C/ALAVANCA	45.24
0217060105	SUPORTE P/RADIADOR CROM.UNIVERSAL	0.45
0217060106	SUPORTE P/RADIADOR BR. UNIVERSAL	0.68
02170601060	SUPORTE RADIADOR UNHA ZINCADO	0.29
0217060109	VEDANTE P/CASQUILHO 1	0.09
0217060110	VEDANTE P/TAMPAO 1 VERDE	0.12
0217060112	ESPELHO PLASTICO SIMPLES UNIVERSAL	0.28
02170601120	ESPELHO PLAST.SIMP.UNIVERSAL RAFU1025	0.31
02170601121	ESPELHO AÇO INOX P/TUBO RADIAD.12	0.40
02170601122	ESPELHO AÇO INOX P/TUBO RADIAD.14	0.40
02170601123	ESPELHO AÇO INOX P/TUBO RADIAD.15	0.42
0217060113	ESPELHO PLASTICO DUPLO UNIVERSAL	0.42
02170601130	ESPELHO PLASTICO ELASTICO RAFUUTIL	0.12
0217060114	SPRAY P/RADIADOR BRANCO	7.14
0217060115	TAMPAO FECHADO DIRT.NIQUELADO 1	0.43
0217060116	TAMPAO FECHADO ESQ.NIQUELADO 1	0.42
0217060117	TAMPAO 1X1/8 DIRT.NIQUELADO	0.42
0217060118	TAMPAO 1X1/8 ESQ.NIQUELADO	0.42
0217060119	TAMPAO 1X1/2 DIRT.NIQUELADO	0.57
0217060120	TAMPAO 1X1/2 ESQ.NIQUELADO	0.57
0217060121	TAMPAO FECHADO DIRT.BRANCO 1	0.59
0217060122	TAMPAO FECHADO ESQ.BRANCO 1	0.59
0217060123	TAMPAO 1X1/8 DIRT.BRANCO	0.53
0217060124	TAMPAO 1X1/8 ESQ.BRANCO	0.53
0217060125	TAMPAO 1X1/2 DIRT.BRANCO	0.59
0217060126	TAMPAO 1X1/2 ESQ.BRANCO	0.59
0217060130	TUBO CROM.P/RADIADOR 1/2X15 85MM CR	1.56
02170601301	TUBO CROM.P/RADIADOR 1/2X15 127MM CR	1.99
0217060131	CASQ.CROM.P/RADIADOR 1/2X1/2X4CM	1.30
0217060132	VEDANTE SILICONE P/TAMPAO 1	0.16
0217060133	CHAVE PLASTICA P/TAMPAO E RED.1	6.03
0217060134	TUBO CROM.P/RADIADOR 1/2X14	1.90
0217060135	TUBO CROM.P/RADIADOR 1/2X12	1.76
0217060136	KIT DE SUPORTE P/RADIADOR TOALHEIRO	15.40
0217060138	TACO P/P-INST.AQUEC.C/ESPELHO 1/2	3.80
02170601380	TACO PRE INSTALACAO C/ESPELHO INOX 1/2	1.59
0217060140	DIAFRAGMA 1 P/RAD. 1400/1600/1800/2000	1.36

ELEMENTOS RADIADIA.A**ELEMENTO RADIAD.ALUMI.ALL THERM**

+351 244 800 160
+351 244 802 323



geral@canalcentro.pt
info@canalcentro.pt



R. do Bailadouro s/nº,
2410-211 Pousos



02170101060003	ELEMENTO RADIAD.ALUM.KAL NU 600/100 DE 3	12.18
02170101060004	ELEMENTO RADIAD.ALUM.KAL NU 600/100 DE 4	12.18
02170101060005	ELEMENTO RADIAD.ALUM.KAL NU 600/100 DE 5	12.18
02170101060006	ELEMENTO RADIAD.ALUM.KAL NU 600/100 DE 6	12.18
02170101060007	ELEMENTO RADIAD.ALUM.KAL NU 600/100 DE 7	12.18
02170101060008	ELEMENTO RADIAD.ALUM.KAL NU 600/100 DE 8	12.18
02170101060009	ELEMENTO RADIAD.ALUM.KAL NU 600/100 DE 9	12.18
02170101060010	ELEMENTO RADIAD.ALUM.KAL NU 600/100 DE10	12.18
02170101060011	ELEMENTO RADIAD.ALUM.KAL NU 600/100 DE11	12.18
02170101060012	ELEMENTO RADIAD.ALUM.KAL NU 600/100 DE12	12.18

ELEMENTOS RADIAD.ALUM.SIMUN

0217011735010007	ELEMENTO RAD.SIMUN 350/100 DE 7	12.05
------------------	---------------------------------	-------

ELEMENTOS RADIADORES**ELEMENTOS RADIAD.ALUMINIO KALDO**

02170003035010	ELEMENTO RADIAD.ALUM.KALDO 350/100 DE 10	11.55
02170003050009	ELEMENTO RADIAD.ALUM.KALDO 500/100 DE 9	11.55
02170003060003	ELEMENTO RADIAD.ALUM.KALDO 600/100 DE 3	12.18
02170003060004	ELEMENTO RADIAD.ALUM.KALDO 600/100 DE 4	12.18
02170003060005	ELEMENTO RADIAD.ALUM.KALDO 600/100 DE 5	12.18
02170003060006	ELEMENTO RADIAD.ALUM.KALDO 600/100 DE 6	12.18
02170003060007	ELEMENTO RADIAD.ALUM.KALDO 600/100 DE 7	12.18
02170003060008	ELEMENTO RADIAD.ALUM.KALDO 600/100 DE 8	12.18
02170003060009	ELEMENTO RADIAD.ALUM.KALDO 600/100 DE 9	12.18
02170003060010	ELEMENTO RADIAD.ALUM.KALDO 600/100 DE 10	12.18
02170003060011	ELEMENTO RADIAD.ALUM.KALDO 600/100 DE 11	12.18
02170003060012	ELEMENTO RADIAD.ALUM.KALDO 600/100 DE 12	12.18
02170003080002	ELEMENTO RADIAD.ALUM.KALDO 800/100 DE 2	15.05
02170003080006	ELEMENTO RADIAD.ALUM.KALDO 800/100 DE 6	15.05
02170003080008	ELEMENTO RADIAD.ALUM.KALDO 800/100 DE 8	15.05
02170003080010	ELEMENTO RADIAD.ALUM.KALDO 800/100 DE 10	15.05
02170003080012	ELEMENTO RADIAD.ALUM.KALDO 800/100 DE 12	15.05
02170003080014	ELEMENTO RADIAD.ALUM.KALDO 800/100 DE 14	15.05
02170003C060003	ELEMENT RADIAD.ALUM.KALDO COR 600/100 3	26.10
02170003C060005	ELEMENT RADIAD.ALUM.KALDO COR 600/100 5	26.10
02170003C060007	ELEMENT RADIAD.ALUM.KALDO COR 600/100 7	26.10
02170003C060008	ELEMENT RADIAD.ALUM.KALDO COR 600/100 8	26.10
02170003C060010	ELEMENT RADIAD.ALUM.KALDO COR 600/100 10	26.10

ELEMENTOS RADIAD.ALUMINIO KALDUS

02170016160004	ELEMENT.RAD.ALUM.KALDUS BR 1600/100 4	SobConsulta
02170016C160004	ELEMENT.RAD.ALUM.KALDUS COR 1600/100 4	SobConsulta
02170016C180003	ELEMENT.RAD.ALUM.KALDUS COR 1800/100 3	79.80
02170016C180004	ELEMENT.RAD.ALUM.KALDUS COR 1800/100 4	79.80
02170016C180005	ELEMENT.RAD.ALUM.KALDUS COR 1800/100 5	79.80
02170016C180006	ELEMENT.RAD.ALUM.KALDUS COR 1800/100 6	79.80

ELEMENTOS RADIAD.ALUMINIO KALIS

02170015120005	ELEMENTO RAD.ALUM.KALIS 1200 DE 5	36.30
02170015140006	ELEMENT.RAD.ALUM.KALIS 1400/100 DE 6	40.90
02170015160003	ELEMENT.RAD.ALUM.KALIS 1600/100 DE 3	45.50
02170015160004	ELEMENT.RAD.ALUM.KALIS 1600/100 DE 4	45.50
02170015160006	ELEMENT.RAD.ALUM.KALIS 1600/100 DE 6	45.50
02170015180005	ELEMENT.RAD.ALUM.KALIS 1800/100 DE 5	50.60
02170015180006	ELEMENT.RAD.ALUM.KALIS 1800/100 DE 6	50.60
02170015C160003	ELEMENT.RAD.ALUM.KALIS COR 1600/100 DE 3	SobConsulta

ELEMENTOS RADIAD.ALUMINIO KALIS BATH

02170017C160003	RADIADOR KALIS BATH 1B COR 1600 DE 3	SobConsulta
-----------------	--------------------------------------	-------------

ELEMENTOS RADIAD.ALUMINIO OTTIMO

02170004060006	ELEMENTO RAD.ALUM.OPTTIMO 600 DE 6	SobConsulta
02170007060005	ELEMENTO RADIAD.ALUM.OTTIMO 600/100 DE 5	SobConsulta



02170007060006	ELEMENTO RADIAD.ALUM.OTTIMO 600/100 DE 6	SobConsulta
02170007060007	ELEMENTO RADIAD.ALUM.OTTIMO 600/100 DE 7	SobConsulta
02170007060008	ELEMENTO RADIAD.ALUM.OTTIMO 600/100 DE 8	SobConsulta
02170007060012	ELEMENTO RADIA.ALUM.OTTIMO 600/100 DE 12	SobConsulta

ELEMENTOS RADIAD.ALUMINIO PLUS

02170005035011	ELEMENTO RAD.ALUM.PLUS EVO 350/100 DE 11	11.55
02170005035012	ELEMENTO RAD.ALUM.PLUS EVO 350/100 DE 12	11.55
02170005060003	ELEMENTO RAD.ALUM.PLUS EVO 600/100 DE 3	12.18
02170005060004	ELEMENTO RAD.ALUM.PLUS EVO 600/100 DE 4	12.18
02170005060005	ELEMENTO RAD.ALUM.PLUS EVO 600/100 DE 5	12.18
02170005060006	ELEMENTO RAD.ALUM.PLUS EVO 600/100 DE 6	12.18
02170005060007	ELEMENTO RAD.ALUM.PLUS EVO 600/100 DE 7	12.18
02170005060008	ELEMENTO RAD.ALUM.PLUS EVO 600/100 DE 8	12.18
02170005060009	ELEMENTO RAD.ALUM.PLUS EVO 600/100 DE 9	12.18
02170005060010	ELEMENTO RAD.ALUM.PLUS EVO 600/100 DE 10	12.18
02170005060011	ELEMENTO RAD.ALUM.PLUS EVO 600/100 DE 11	12.18
02170005060012	ELEMENTO RAD.ALUM.PLUS EVO 600/100 DE 12	12.18
02170005070010	ELEMENTO RAD.ALUM.PLUS EVO 700/100 DE 10	13.65
02170005070011	ELEMENTO RAD.ALUM.PLUS EVO 700/100 DE 11	13.65
02170005090001	PAR TAMPOS LATERAIS BR P/RAD.EVO PLUS	32.40
02170005090002	TAMPOS LATERAIS BR P/RAD.EVO PLUS	22.00
02170005C060003	ELEM RAD ALUM PLUS 600 COR 600/100 DE 3	SobConsulta
02170005C060005	ELEM RAD ALUM PLUS 600 COR 600/100 DE 5	SobConsulta
02170005C060006	ELEM RAD ALUM PLUS 600 COR 600/100 DE 6	SobConsulta
02170005C060007	ELEM RAD ALUM PLUS 600 COR 600/100 DE 7	SobConsulta
02170005C060008	ELEM RAD ALUM PLUS 600 COR 600/100 DE 8	SobConsulta
02170005C060010	ELEM RAD ALUM.PLUS 600 COR 600/100 DE 10	SobConsulta
02170005C060011	ELEM RAD ALUM PLUS 600 COR 600/100 DE 11	SobConsulta

**ELEMENTOS RADIADORES ALUMINIO ALUMAX**

02170002050010	ELEMENTO RADIAD.ALUM.ALUMAX 500/100 DE 10	11.55
----------------	---	-------

RADIADOR TOALHEIROS**RAD.TOALH.ELECT.DOLCE VITA CURVO BR.ELEC**

02170302006	R178 ADAPTADOR 18X15	1.37
-------------	----------------------	------

RAD.TOALH.ELECT.DOLCE VITA DT.BRAN.ELECT

021703010813500	R.TOAL.ELECT.D.VITA DIR.813/500 BR 400W	143.75
021703011263550	R.TOAL.ELECT.D.VITA DIR.1263/550 BR 700W	175.90
021703011263600	R.TOAL.ELECT.D.VITA DIR.1263/600 BR 750W	179.22

RAD.TOALH.ELECT.ELEGANCE CURVO CROMO

021703041457600	R.TOAL.ELECT.ELEGAN.CUR.1457/600 CR 750W	328.77
-----------------	--	--------

RAD.TOALH.ELECT.ELEGANCE DIREITO CROMO

021703031252600	R.TOAL.ELECT.ELEGAN.DIR.1252/600 CR 700W	283.35
-----------------	--	--------

RAD.TOALH.ELECT.TERMOST.ZETA

02170305080045	RAD.TOALH.ELECT.CR TERMOST.80X45 ZETA	355.00
02170305120045	RAD.TOALH.ELECT.CR TERMOST.120X45 ZETA	427.00

RAD.TOALH.ELECTR.CALIDUS

021703302710	RAD.ELECT. CALIDUS W1200 ANALOG.8 EL.	174.00
--------------	---------------------------------------	--------

RAD.TOALHEIROS ELECTRICOS 2012 ATLANTIC

021703260500	RAD.TOALH.ELECTRI.2012 500W ATL.1013X480	195.00
021703260750	RAD.TOALH.ELECTRI.2012 750W ATL.1464X480	320.00
021703261000W	RAD.TOALH.ELECTRI.CURVO LC 1000W BR	100.00

RADIADORES ELECTRICOS ATLANTIC CALISSIA

021703721000	529810 RADIADOR ELETR.CALISSIA H 1000KW	625.00
021703721500	529815 RADIADOR ELETR.CALISSIA H 1500KW	725.00
021703722000	529820 RADIADOR ELETR.CALISSIA H 2000KW	835.00

RADIADORES ELECTRICOS ATLANTIC F17

0217037000500	RADIADOR ELECTRICO 369X450 F127 - 500W	95.00
0217037001000	RADIADOR ELECTRICO 445X450 F127 - 1000W	105.00



0217037001500	RADIADOR ELECTRICO 592X450 F127 - 1500W	115.00
0217037002000	RADIADOR ELECTRICO 740X450 F127 - 2000W	125.00

RADIADORES ELECTRICOS ATLANTIC ONIRIS

021703710750	453707 RADIADOR ELETRI.ONIRIS 750KW	545.00
021703711000	453710 RADIADOR ELETRI.ONIRIS 1000KW	610.00
021703711250	453712 RADIADOR ELETRI.ONIRIS 1250KW	645.00
021703711500	453715 RADIADOR ELETRI.ONIRIS 1500KW R.	685.00
021703712000	453720 RADIADOR ELETRI.ONIRIS 2000KW	760.00

RADIADORES TOALHEIROS ELECT.TECNA

02170320002	RAD.TOALH.ELECTRI.CHALEO B20 1174X490 - 600W BR	350.00
-------------	---	--------

**RADIADORES DECORATIV****ACESSÓRIOS P/RADIADORES DIVERSOS**

021704605007SB	KIT SUPORTE + RADIADOR BRANCO 5007SB	19.95
021704605007SC	KIT SUPORTE + RADIADOR CROMO 5007SC	25.20

RAD.DECORATIVO CALEIDO FLORA COLLECTION

0217040201	RAD.DECORAT.FLORA VERT.2020X560 CALEIDO	1764.0
------------	---	--------

RAD.TOALHEIROS CALEIDO ICE BAGNO INOX

0217040101	RAD.ICE BAGNO INOX VERT.1820X605 CALEIDO	1459.0
021704011520615	RAD.ICE BAGNO INOX VERT.1520X615 CALEIDO	SobConsulta
021704011820615	RAD.ICE BAGNO INOX VERT.1820X615 CALEIDO	1538.3

RAD.TOALHEIROS CALEIDO OMERO

021704040766500	RAD.TOALHEIRO OMERO BR 766X500 CALEIDO	58.80
021704040766550	RAD.TOALHEIRO OMERO BR 766X550 CALEIDO	59.85
02170404119050	RAD.TOALHEIRO OMERO BR 1190X500 CALEIDO	74.55
02170404119055	RAD.TOALHEIRO OMERO BR 1190X550 CALEIDO	75.60
021704041506500	RAD.TOALHEIRO OMERO BR 1506X500 CALEIDO	91.35
021704041506550	RAD.TOALHEIRO OMERO BR 1506X550 CALEIDO	92.40
021704041506600	RAD.TOALHEIRO OMERO BR 1506X600 CALEIDO	SobConsulta
021704041817500	RAD.TOALHEIRO OMERO BR 1817X500 CALEIDO	108.15
021704041817550	RAD.TOALHEIRO OMERO BR 1817X550 CALEIDO	109.20

RAD.TOALHEIROS CALEIDO ULISSE

021704030766500	RAD.TOALHEIRO ULISSE BR 766X500 CALEIDO	58.80
021704030766550	RAD.TOALHEIRO ULISSE BR 766X550 CALEIDO	59.85
021704031185500	RAD.TOALHEIRO ULISSE BR 1185X500 CALEIDO	74.55
021704031185550	RAD.TOALHEIRO ULISSE BR 1185X550 CALEIDO	75.60
021704031506500	RAD.TOALHEIRO ULISSE BR 1506X500 CALEIDO	91.35
021704031506550	RAD.TOALHEIRO ULISSE BR 1506X550 CALEIDO	92.40
021704031817500	RAD.TOALHEIRO ULISSE BR 1817X500 CALEIDO	108.15
021704031817550	RAD.TOALHEIRO ULISSE BR 1817X550 CALEIDO	109.20

RADIADOR DECORATIVOS TOWER

02170501002	ANTICORROSIVO FRIPOLPROTECT 1KG	6.42
-------------	---------------------------------	------

RADIADORES CALEIDO DIVERSOS

021704500101	RAD.TOALH. FALCO 1230X600 BLACK	525.00
021704500201	RAD.TOALH. ICE GOLD 1820X540 GOLD	2471.0
021704500301	RAD.TOALH. AIR SINGLE 1815X303 WHITE	1470.0
021704500401	RAD.TOALH OVAL 1233X550 NERO N4 RUVID OP	SobConsulta
021704500402	KIT VALVULAS 101019 COR NERO N4	SobConsulta
021704500403	RECORES C58409 D15 COR NERO N4	SobConsulta
021704500501	RAD.TOALH TOWER 20 1820X600 RAL 9005	SobConsulta
021704501001	RAD. PISPOLA DOUBLE 380X810 WHITE (5 EL)	395.00
021704501101	RAD. PISPOLA DOUBLE 380X810 BLACK (5 EL)	474.00

RADIADORES TOALHEI.A**ACESSORIOS P/RADIADOR TOALHEIRO**

021702213200	PORTA TOALHAS COD.5567003200	45.19
021702213300	PORTA TOALHAS COD.5567003300	48.65
021702213800	PORTA TOALHAS COD.5567003800	69.50

RADIAD.TOALH.ELEGANCE DELONGHI BRANCO

+351 244 800 160
+351 244 802 323



geral@canalcentro.pt
info@canalcentro.pt



R. do Bailadouro s/nº,
2410-211 Pousos



02170214080150	RAD.TOALH.ELEGANCE LINEA DEL.801/50 BR	88.46
02170214125250	RAD.TOALH.ELEGANCE LINEA DEL.1252/50 BR	122.57
02170214145750	RAD.TOALH.ELEGANCE LINEA DEL.1457/50 BR	146.99
RADIAD.TOALH.ELEGANCE DELONGHI CROMADO		
02170216080145	RAD.TOALH.ELEG.DELONGHI 801x500 CR	194.35
02170216080160C	RAD.TOALH.ELEGAN.CURVO DEL.801/600 CR	229.19
02170216125250	RAD.TOALH.ELEG.DELONGHI 1252x550 CR	258.00
02170216125260C	RAD.TOALH.ELEGAN.CURVO DEL.1252/600 CR	298.62
02170216145745	RAD.TOALH.ELEG.DELONGHI 1457x500 CR	324.87
02170216145750	RAD.TOALH.ELEG.DELONGHI 1457x550 CR	327.47
RADIAD.TOALHEIROS TUBOLARES DEKORPAN 450		
02170208080050	RAD.TOALHEIRO ETNA DEKORPAN 800X500 BR	46.96
RADIAD.TOALHEIROS TUBOLARES DEKORPAN 500		
02170209080055	RAD.TOALHEIRO ETNA DEKORPAN 800X550 BR	48.00
02170209120055	RAD.TOALHEIRO ETNA DEKORPAN 1200X550 BR	65.00
RADIADORES TOALH.FANTASIA DELONGHI		
02170215072750	RADIADOR TOALH.DEL.FANT.727x550	84.22
02170215139345	RADIADOR TOALH.DEL.FANT.1393x500	133.97
RADIADORES TOALH.DOLCE VITA DIR.DELONGHI		
021702190813500	RAD.TOALHEIRO DRT.DOLCE VITA 813/500	SobConsulta
RADIADORES TOALHEIRO MISTRAL		
021702052000	RADIADOR TOALHEIRO TOWER 2000	SobConsulta
RADIADORES TOALHEIROS ALUMINIO +39 ALU		
02170212B08050	RAD.TOALH.ALUMINIO +39 ALU 800X500 BR	90.70
02170212B08055	RAD.TOALH.ALUMINIO +39 ALU 800X550 BR	90.70
02170212B12050	RAD.TOALH.ALUMINIO +39 ALU 1200X500 BR	124.30
02170212B12055	RAD.TOALH.ALUMINIO +39 ALU 1200X550 BR	124.30
02170212B15050	RAD.TOALH.ALUMINIO +39 ALU 1500X500 BR	146.70
02170212B15055	RAD.TOALH.ALUMINIO +39 ALU 1500X550 BR	146.70
02170212B18050	RAD.TOALH.ALUMINIO +39 ALU 1800X500 BR	170.20
02170212B18055	RAD.TOALH.ALUMINIO +39 ALU 1800X550 BR	170.20
02170212C08050	RAD.TOALH.ALUMINIO +39 ALU 800X500 CR	127.60
02170212C08055	RAD.TOALH.ALUMINIO +39 ALU 800X550 CR	127.60
02170212C12050	RAD.TOALH.ALUMINIO +39 ALU 1200X500 CR	172.40
02170212C12055	RAD.TOALH.ALUMINIO +39 ALU 1200X550 CR	172.40
02170212C15050	RAD.TOALH.ALUMINIO +39 ALU 1500X500 CR	223.90
02170212C15055	RAD.TOALH.ALUMINIO +39 ALU 1500X550 CR	223.90
RADIADORES TOALHEIROS ANTARES		
0217020401	RADIAD.TOALH. ANTARES 760x550 BR	43.63
RADIADORES TOALHEIROS AZORES		
02170211118045	RADIADOR TOALHEIRO AZORES 118X45 CR	258.00
02170211B118045040	RADIADOR TOALHEIRO AZORES 118-45-40 BR	SobConsulta
RADIADORES TOALHEIROS SAMOA DUAL 450		
0217020101	RADIAD.TOALHEI.SAMOA DUAL 8/450	168.09
RADIADORES TOALHEIROS SAMOA DUAL 550		
0217020200	RADIAD.TOALHEI. 80X45 CR ZETA	200.00
0217020201	RADIAD.TOALHEI. 80X50 CR ZETA	200.00
0217020202	RADIAD.TOALHEI. 120X50 CR ZETA	250.00
0217020204	RADIAD.TOALHEI. 120X45 CR ZETA	250.00
02170202040	RADIAD.TOALHEI. 160X45 CR ZETA	337.00
02170202041	RADIAD.TOALHEI. 160X50 CR ZETA	337.00
0217020206	RADIAD.TOALHEI. 1800X50 CR ZETA	389.00
02170202E010	RADIAD.TOALHEI. 120X45 CR ZETA ELECT.	427.00
02170202E010BR	RADIAD.TOALHEI. 120X45 BR ZETA ELECT.	283.00
RESISTENCIA P/ RAD.TOALHEIROS C/TERMOSTA		
021702220400	RESIST.P/RADIAD.TOALH.TERMOST.400W BR	128.00
021702220700	KIT RESISTENCIA C/TERMOSTATO 750W	175.39



021702221000	KIT RESISTENCIA C/TERMOSTATO 1000W	178.55
RESISTENCIA P/ RADIADORES TOALHEIROS		
021702200400	RESISTENCIA C/TERMOSTATO P/TOALHEIR.400W	82.22
021702200440	RESISTENCIA C/INTERR. P/TOALHEIR.440W	100.00
021702200600	RESISTENCIA C/TERMOSTATO P/TOALHEIR.600W	84.44
021702200800	RESISTENCIA C/TERMOSTATO P/TOALHEIR.800W	86.13
021702201000	KIT RESISTENCIA C/INTERR.1000W	77.20
021702201500	KIT RESISTENCIA C/INTERR.1500W	88.84
021702230719	KIT AGUA/ELECTRICO CROMADO 5007.0719	217.00
021702231000	KIT RESISTENCIA C/INTERR.CINZA 1000W	84.92

VALVULAS & ACESS.P/R**CABEÇAS TERMOSTATICAS HERZ**

02171201SR20	CABEÇA TERMOST.C/SONDA SR20-50°C HERZ	46.18
--------------	---------------------------------------	-------

CABEÇAS TERMOSTATICAS HONEYWELL

0217100301	T200M262 CABEÇA TERMOST.HONEYWELL	14.87
------------	-----------------------------------	-------

VALVULAS P/RADIADORES HONEYWELL

0217100101	V300E VALV.TERMOST.HONEYWELL 1/2X16	7.42
------------	-------------------------------------	------

RECUPERADORES CALOR LENHA (AGUA/AR)**ACESSORIOS P/RECUPER****ACESSORIOS DE SUBSTITUICAO METLOR**

0225300401	CONJ.VERMIC.P/ R7A (FUNDO E LATERAIS)	51.46
0225300402	CONJ.VERMIC.P/ LD4 (FUNDO E LATERAIS)	51.46
0225300403	CONJ.VERMIC.P/ VITRUS75 (FUNDO E LATER)	SobConsulta
0225300408	TAPA CHAMAS P/RECUPERADOR	44.00
0225300409	TAPA CHAMAS P/LD4	44.00
02253004110	TAPA CHAMAS EM CHAPA P/VITRUS 75	SobConsulta
0225300412	PLACA VERMICULITE LATERAL	13.00
0225300413	PLACA VERMICULITE POSTERIOR (COSTAS)	27.00
0225300415	TERMOSTATOS METLOR	20.00
0225300416	MOTOR VENTONHA SALAMANDRA FEMO22	58.00
0225300417	TERMOSTATO CERAMICA METLOR	12.20

MOTORES

0225300201	MOTOR DE VENTILAÇÃO P/RECUP 90X90MM	16.00
0225300202	MOTOR DE VENTILAÇÃO P/SALAM 120X120MM	16.50
0225300203	MOTOR DE VENTILAÇÃO TANGENCIAL 106X30MM	41.00
0225300204	MOTOR DE VENTILAÇÃO TANGENCIAL 350X30MM	55.00
0225300206	MOTOR DE FUMOS ENCODER ST25	56.00

VENTILADORES

02253003001	VENTILADOR 90X90mm	14.00
02253003002	VENTILADOR TANGENCIAL 350X30	49.00
02253003004	VENTILADOR METLOR R07A	14.00
02253003006	VENTILADOR TANGENCIAL 106X30	37.00
02253003008	VENTILADOR P/CP15 C/ENCODER METLOR	63.75
02253003020	MOTOR REDUTOR 5.3RPM SEM FIM	55.00

BOMBAS DE CALOR EKAL**BOMBAS DE CALOR AQS**

022554010100	BOMBA DE CALOR AQS 100LTS EKALLOR	1132.0
022554010200	BOMBA DE CALOR AQS 200LTS EKALLOR	1657.0
022554010300	BOMBA DE CALOR AQS 300LTS EKALLOR	1755.0

CALDEIRAS A LENHA EM**CALDEIRAS A LENHA "METLOR"**

02255201CL30	CALDEIRA A LENHA CL30	1663.0
02255201CLE25	CALDEIRA A LENHA CLE25 25KW	1425.0
02255201CLE30	CALDEIRA A LENHA CLE30 30KW	1517.0
02255201CLE40	CALDEIRA A LENHA CLE40 40KW	1755.0
02255201CLEVC	KIT VENTILADOR COM CONTROLADOR P/CLE	206.00

CALDEIRAS A LENHA CHAMA INVERTIDA METLOR

+351 244 800 160
+351 244 802 323



geral@canalcentro.pt
info@canalcentro.pt



R. do Bailadouro s/nº,
2410-211 Pousos



02255202030	CALDEIRA A LENHA CL PYRO 30	2860.0
02255202036	CALDEIRA A LENHA CL PYRO 36	3130.0
02255202E40	CALDEIRA A LENHA CL PYRO 40 EVO	3130.0

CALDEIRAS A PELLETS**ACESSORIOS P/CALDEIRAS A PELLETS**

0225511001	RESISTENCIA METLOR 200 MM - 450 W	43.00
02255110011	RESISTENCIA METLOR 150 MM	37.00
0225511002	TUBO PORTA-RESISTENCIA 20CM - METLOR	SobConsulta
0225511003	CASQUILHO LATAO PORTA-RESISTENCIA-METLOR	SobConsulta
0225511004	VENTILADOR AMBIENTE 37CM - VICENTINA-MET	SobConsulta
0225511005	DISPLAY TIEMME SY 250	103.25
0225511006	DISPLAY AWG	65.00
0225511007	MODULO WI-FI P/ CALDEIRA CP METLOR	173.00
0225511010	CENTRALINA TIEMME SY 250	157.50
0225511011	CENTRALINA AWG	207.50
0225511012	TAPA CHAMAS R8A VERMICULITE	45.00
0225511013	PEDRAS VERMICULITE CP 15	SobConsulta
0225511014	PRATO ROTATIVO QUEIMADOR METLOR DN.122MM	SobConsulta
0225511015	DISPLAY METLOR-TIEMME TOUCH-PSYSF0600015	118.13
0225511016	PLACA ELECTRONICA PRINCIPAL P/AQUALUXO	136.70
0225511017	TERMICO AGUAS PINO ROSCADO	10.32
0225511018	PRATO PARA CP25 / CP32 METLOR	56.30
0225511019	GAVETA CINZA VITRUS AC METLOR	SobConsulta
0225511020	COMANDO P/CALDEIRA CP15 CRISTAL METLOR	50.00
0225511021	VIDRO P/ISABEL C/KIT SUBSTITUICAO PARAFUSOS	49.32
0225511022	FRENTE COMPLETA P/BULL32	568.75

**CALDEIRAS A PELLETS MOD.CP**

02255102015	CALDEIRA A PELLETS CP-15	2253.0
02255102015C	CALDEIRA A PELLETS CP-15 CRISTAL	2295.0
02255102018	CALDEIRA A PELLETS CPC-18	2156.0
02255102024	CALDEIRA A PELLETS CPC-24	2416.0
02255102025	CALDEIRA A PELLETS CP-25	3580.0
02255102025N	CALDEIRA A PELLETS NOVA 25 25,5KW	4322.0
02255102030	CALDEIRA A PELLETS CPC-30	2708.0
02255102032	CALDEIRA A PELLETS CP-32	3796.0

CALDEIRAS POLICOMBUS**CALDEIRAS POLICOMBUSTIVEL METLOR/EKALLOR**

02255301025	CALDEIRA POLICOMBUSTIVEL 25KW EKALLOR	4029.0
02255301038	CALDEIRA POLICOMBUSTIVEL 38KW EKALLOR	4332.0

COMPONENTES DE LIMPE**ESCOVILHOES METAL**

02255002150	ESCOVILHAO METAL 150	11.64
02255002200	ESCOVILHAO METAL 200	12.23

KITES DE LIMPEZA

02255004002	LIMPA VIDROS P/RECUPERADORES 500ML	3.19
02255004003	SPRAY LIMPEZA VIDROS RECUPERADOR 400ML METLOR	12.45
022550040150	KIT 5 VARAS + ESCOVILHAO EM METAL 150	48.90
022550040200	KIT 5 VARAS + ESCOVILHAO EM METAL 200	48.90
0225500404310	LIMPA VIDROS DE CHAMINES E FOGOES 500ML	7.56

KITES DE LIMPEZA PELLETS

0225500501	PELLETS PARA LIMPEZA EMB.1.5KG	13.50
------------	--------------------------------	-------

KITS DE CALAFETACAO

0225500101	KIT CALAFETACAO 2.5 MTS CORDAO 8MM COLA	11.41
0225500102	KIT CALAFETACAO 2.5 MTS CORDAO 10MM COLA	12.72
0225500103	KIT CALAFETACAO 2.5 MTS CORDAO 6MM COLA	10.60

COMPONENTES DISTRIBU**DISTRIBUIDORES DE CALOR**

02254010253735	KIT DISTRIBUICAO DE CALOR 2 VELOCIDADES	289.09
----------------	---	--------



ESTUFAS A PELLETS ME**ACESSÓRIOS P/SALAMANDRAS PELLETS AQS**

02250805001	CONJUNTO DE VIDROS P/AQUALUXO	SobConsulta
-------------	-------------------------------	-------------

ESTUFAS A PELLETS AQ.CENTRAL "METLOR"

0225080201	ESTUFA A AGUA PELLETS AQ.CENTRAL AQUA 21	2389.0
0225080202	ESTUFA A AGUA PELLETS AQ.CENT.AQUALUXO	2979.0
0225080202E	ESTUFA A AGUA PELLETS AQ.C.AQUALUXO ECO	2654.0

ESTUFAS A PELLETS AR QUENTE "METLOR"

0225080101	ESTUFA A AR PELLETS VICENTINA	1506.0
02250801011	ESTUFA A AR PELLETS SLIM CANALIZAVEL	1896.0
0225080103	ESTUFA A AR PELLETS ISABEL	1435.0
0225080103E	ESTUFA A AR PELLETS ISABEL ECO	1300.0
0225080104	ESTUFA A AR PELLETS ADRIANA	867.00
02250801048	ESTUFA A AR PELLETS ADRIANA 8	1100.0
0225080105	ESTUFA A AR PELLETS SOFIA	1403.0
0225080106	ESTUFA A AR PELLETS SLIM DESIGN	1939.0
0225080107	ESTUFA A AR PELLETS CURVI	1765.0
0225080108	ESTUFA A AR PELLETS VICENTINA QUATTRO	1461.0
0225080110	ESTUFA A AR PELLETS SLIM EKALLOR	1300.0
0225080116	ESTUFA A AR PELLETS KO SLIM EKALLOR	1408.0
0225080119	ESTUFA A AR PELLETS KO 12,6KW EKALLOR	1495.0

FOGOES A LENHA METLO**FOGOES A LENHA / PORTAS DE VIDRO METLOR**

02251103ME050	FOGAO A LENHA C/CALDEIRA PORT VIDRO ME50	803.00
---------------	--	--------

FOGOES A LENHA AQ.CENTRAL METLOR

0225110208	FOGAO A LENHA AQ.CENTRAL TROPICAL AC IX	2302.0
------------	---	--------

FOGOES A LENHA METLOR

02251101B02	FOGAO A LENHA BRANCO C/CALDEIRA ESMALT	592.00
02251101C02	FOGAO A LENHA CASTANHO C/CALDEIRA ESMALT	619.00
02251101ME02	FOGAO A LENHA CLASSICO S/CALDEIRA ME2	912.00
02251101ME05	FOGAO A LENHA CLASSICO C/CALDEIRA ME5	836.00
02251101ME130	FOGAO A LENHA CLASSICO ME130	816.00
02251101ME14	FOGAO A LENHA CLASSICO ME14	864.00
02251101ME700	FOGAO A LENHA TRADI.C/PORTA VIDRO ME700	667.00

RECUPERADORES CALOR

0225050201	RECUP. CALOR AGUA PELLETS MAXUS HIDRO 20	3444.0
0225050202	RECUP. CALOR AGUA PELLETS MAXUS HIDRO 25	4062.0
0225050205	RECUP. CALOR AGUA PELLETS MAXUS	2156.0
0225050206	RECUP. CALOR AGUA PELLETS MAXUS VITRUS	2264.0

ACESSORIOS P/RECUPERADORES CALOR METLOR

02250510010	ARO PRETO 10 CM P/RECUP VITRUS AC	225.00
0225051005A075	ARO PRETO 5 CM P/RECUP. VITRUS 75	146.00
0225051005AV090	ARO PRETO 5 CM P/RECUP. VITRUS 90	146.00
0225051005BU	ARO PRETO 5 CM P/RECUP. BULL	146.00
0225051005P	ARO PRETO GENERICO 5 CM	146.00
0225051006P	ARO PRETO GENERICO 10 CM	225.00
0225051007I	ARO INOX GENERICO 5 CM	199.00
0225051008I	ARO INOX GENERICO 10 CM	306.00
0225051010AV090	ARO PRETO 10 CM P/RECUP. VITRUS 90	225.00
02250510AC10	ARO PRETO 5 CM P/RECUP. VITRUS AC	146.00
02250510AC10I	ARO INOX 5CM P/RECUP. VITRUS AC	199.00
02250510AILD8R	ARO INOX 5CM P/RECUP. LD8R	199.00
02250510ALD8H	ARO PRETO 5CM P/RECUP. LD8H	146.00
02250510AP60020	ARO PRETO 5CM P/RECUP. 600/20	146.00
02250510APELOS70	ARO PRETO 5CM P/RECUP. ELOS 70	75.00
02250510APR8A	ARO PRETO 5CM P/RECUP. R8A	146.00
02250510HF332	VIDRO P/SALAMANDRA METLOR HF332	65.00



02250510LD8H	VIDRO P/RECUP. CALOR LD8H	184.00
02250510LDA60020	VIDRO P/RECUP. CALOR LDA 600/20	130.00
02250510PC020	VIDRO P/RECUP. CALOR PC 20	130.00
02250510PCH2	VIDRO P/RECUP. CALOR PCH2	164.00
02250510PCHV	VIDRO P/RECUP. CALOR PCH VITRUS	252.00
02250510R1	VIDRO P/RECUP. CALOR R1	102.00
02250510S300	SILO ADICIONAL PARA PELLETS 300KG	SobConsulta
02250510UP30AC	VIDRO P/RECUP. CALOR UP30AC	191.00
02250510VAC	VIDRO P/RECUP. CALOR VITRUS AC	204.00
02250510VIECO	VIDRO P/SALAMANDRA ISABEL ECO	43.00
02250510VT75	VIDRO P/RECUP. CALOR VITRUS 75	184.00

RECUPERADORE AQUEC.CENTRAL MOD.ESPECIAIS

0225050300	RECUPERAD.CALOR A AGUA MINI 600	975.00
0225050301	RECUPERAD.CALOR A AGUA MINI LDA	975.00
0225050303	RECUPERAD.CALOR A AGUA MINI VITRUS AC	1116.0

RECUPERADORES AQUECIMENTO CENTRAL

02250501000	RECUPERAD.CALOR A AGUA 550/20	1116.0
0225050101	RECUPERAD.CALOR A AGUA 600/20	1062.0
0225050103	RECUPERAD.CALOR A AGUA LDA 600/20	1062.0
02250501050	RECUPERAD.CALOR A AGUA PCH2 VITRUS W	2340.0
02250501051	RECUPERAD.CALOR A AGUA PCH2 VITRUS	2340.0
02250501052	RECUPERAD.CALOR A AGUA PCH VITRUS	1517.0
02250501053	RECUPERAD.CALOR A AGUA PCH VITRUS W	1517.0
0225050106	RECUPERAD.CALOR A AGUA PC/34	1665.0
0225050107	RECUPERAD.CALOR A AGUA UP30AC	2275.0
0225050108	RECUPERAD.CALOR A AGUA VITRUS AC	1170.0
0225050110	RECUPERAD.CALOR A AGUA VITRUS ACW	1170.0
0225050111	RECUPERAD.CALOR A AGUA BULL AC 32 KW	1479.0
0225050112	RECUPERAD.CALOR A AGUA BULL AC 23 KW	1192.0
0225050113	RECUPERAD.CALOR A AGUA LLAR HIDRO 23 KW	1170.0

RECUPERADORES CALOR A LENHA A AR

0225060100	RECUPERAD.CALOR AR R1A PANORAMICO	921.00
0225060102	RECUPERAD.CALOR A AR R4A	704.00
0225060103	RECUPERAD.CALOR A AR R5A	786.00
0225060104	RECUPERAD.CALOR A AR R7A	602.00
0225060105	RECUPERAD.CALOR A AR R8A	623.00
0225060107	RECUPERAD.CALOR AR R9A	796.00
0225060110	RECUPERAD.CALOR A AR R11A	748.00
0225060111	RECUPERAD.CALOR A AR LD7RC	650.00
02250601111	RECUPERAD.CALOR A AR LD7	650.00
0225060112	RECUPERAD.CALOR A AR LD8RC	694.00
0225060120	RECUPERAD.CALOR A AR LD8H	1284.0
0225060121	RECUPERAD.CALOR A AR VITRUS 75	818.00
0225060122	RECUPERAD.CALOR A AR VITRUS 90	1327.0
0225060125	RECUPERAD.CALOR A AR VITRUS UP	1907.0
0225060126	RECUPERAD.CALOR A AR ELOS 70	758.00
0225060127	RECUPERAD.CALOR A AR ELOS 70 VITRUS	807.00
0225060128	RECUPERAD.CALOR A AR QUINA	2372.0
02250601DF20	RECUPERAD.CALOR A AR LD8H DUPLA FACE	2245.0

RECUPERADORES CALOR A PELLETS A AR

0225060201	RECUPERAD.CALOR A AR PELLETS MAXUS	2156.0
0225060202	RECUPERAD.CALOR AR PELLETS MAXUS VITRUS	2264.0

SALAMANDRAS A LENHA**SALAMANDRAS A LENHA "METLOR"**

0225070101	SALAMANDRA A LENHA S710	369.00
0225070102	SALAMANDRA A LENHA S800	347.00
0225070103	SALAMANDRA A LENHA S730	369.00
0225070104	SALAMANDRA A LENHA SLD	374.00
0225070105	SALAMANDRA A LENHA SLDC	401.00



+351 244 800 160
+351 244 802 323



geral@canalcentro.pt
info@canalcentro.pt



R. do Bailadouro s/nº,
2410-211 Pousos



0225070106	SALAMANDRA A LENHA MOURA	270.00
0225070108	SALAMANDRA A LENHA TUGA METLOR	526.00
0225070111	SALAMANDRA A LENHA C/BASE X1	759.00

SALAMANDRAS A LENHA C/FORNO "METLOR"

0225070202	SALAMANDRA A LENHA C/FORNO S990C	526.00
0225070203	SALAMANDRA A LENHA C/FORNO IRIS N990	542.00
0225070204	SALAMANDRA A LENHA C/FORNO LUKA	894.00
0225070205	SALAMANDRA A LENHA C/FORNO BETA	1246.0

SALAMANDRAS A LENHA EM FUNDIÇÃO "METLOR"

0225070402	SALAMANDRA A LENHA FUNDICAO D10	603.00
------------	---------------------------------	--------

SALAMANDRAS A LENHA VENTILADAS "METLOR"

0225070301	SALAMANDRA A LENHA VENTILADA SR895	672.00
0225070303	SALAMANDRA A LENHA VENTILADA SPF	699.00
0225070305	SALAMANDRA A LENHA VENTILADA LIS ECO	650.00
0225070306	SALAMANDRA A LENHA VENTILADA BELL11	894.00
0225070309	SALAMANDRA A LENHA VENTILADA SR910	688.00
0225070310	SALAMANDRA A LENHA VENTILADA SPC CANTO	710.00

**SALAMANDRAS REDONDAS****SALAMANDRAS REDONDAS "METLOR"**

0225090102	SALAMANDRA REDONDA LG3	152.00
------------	------------------------	--------

REGULAÇÃO/CONTROL/ DEPOSITOS (AQUEC**BAINHAS P/TERMOSTATO****BAINHAS P/TERMOSTATOS**

02180301001	BAINHA P/TERMOST. IMERSAO 1/2 120MM	3.80
02180301002	BAINHA P/IMERSAO AÇO INOX 1/2 100MM	16.00
021803010020	MOLA AÇO FIXAÇÃO CAPILAR / SONDA	0.30
02180301003	BAINHA IMERSAO 120MM 1/2 P/3 SONDAS	4.60
02180301004	BAINHA IMERSAO 120MM 12X1/2	10.00
02180301005	BAINHA IMERSAO 120MM 16X1/2	11.00
02180301006	BAINHA IMERSAO 300MM 12X1/2	12.00
0218030101	BAINHA P/TERMOST. IMERSAO 1/2 100MM	3.80
0218030102	BAINHA P/TERMOST. IMERSAO 1/2 150MM	10.08

COLECTORES E GRUPOS**COLECTO.DISTRIBUI.P/AQUECIMENTO AÇO INOX**

0218140201	COLECTOR P/CALDEIRA C/2 SAÍDAS AÇO INOX	185.40
0218140202	COLECTOR P/CALDEIRA C/3 SAÍDAS AÇO INOX	247.68

COLECTORES DISTRIBUI.P/AQUECIMENTO ZINC.

0218140101	028910 COLECTOR ZINC.P/CALDEIRA C/2 CIR	126.00
0218140102	028911 COLECTOR ZINC.P/CALDEIRA C/3 CIR	150.00
0218140103	COLECTOR ESPECIAL 11/2 C/4 SAIDAS A 1" L	SobConsulta
0218140104	COLECTOR ESPECIAL AGUAS DUP.2X3/4C/4+1S	SobConsulta
0218140110	HV60/90W-2 COLECTOR SEPARADOR IT 2 VIAS	233.00

GRUPOS P/AQUECIMENTO CENTRAL BRV

021814100310564	031056-4.0-NR VALV MIST 3 V 3/4MM C/SERV	90.33
021814100310CFIR24	CFIR264.F3M TUBO C/ CATAFORESE P/GRUP. MIST. MIX3	24.10
0218141003739F325	03739-F3-2.5 VALV.MIST.GRANDE CAUDAL C/JUNC.3/4	77.71
0218141003739F340	03739-F3-4.0 VALV.MIST.GRANDE CAUDAL C/JUNC.3/4 4Kvs	83.70
02181410041055	041055-16-NR VALV. MIST. 3 V 1 FF C/SERV	98.71
02181410041056	041056-10-NR VALV. MIST. 3 V 1"MM C/SERV	83.15
0218141004525ISO	04525ISO VALV. ESFERA 1" A.525 ISO	33.76
0218141005105516	051055-16-NR VALV MIST 3 V 11/4FF C/SERV	95.68
0218141005105610	051056-10 VALV. MIST. 3 V 11/4"MM C/SERV	102.90
0218141005105616	051056-16-NR VALV MIST 3 V 11/4MM C/SERV	98.77
0218141005550S2TER	05550S/2TER-B VALV.ESFERA C/TERMOT.VERM	25.62
0218141005550STERB	05550STER-B VALV.ESFERA C/TERMOT.AZUL	20.72
0218141005552M	05552/M JUNÇÃO 11/2X11/4 C/ VALVULA	14.00
0218141006105616	061056-16-NR VALV MIST 3 V 11/2MM C/SERV	105.31
0218141007105625	071056-25-NR VALV MIST 3 V 2 MM C/SERV	123.59



02181410104629F	104629F JUNÇÃO 11/2X1 629F	4.58
0218141020355RF3	20355R-F3-P8 GRUPO MIST PR FIXA M2FIX3	446.44
0218141020372640	203726-4.0 GRUPO RETORNO AQS DOMVS-CIR 2	462.40
0218141020555R08	20555R-PA1-8 GRUPO IMPULSAO DIR.DN32 DE 11/4	529.09
0218141020555RM3	20555R-M3-PA1-7 GRUPO IMPULSAO 11/4F	463.00
0218141020555RM3P8	20555R-M3-PA1-8 GRUPO MIST.C/VALV.ROTATIVA DN32	614.10
0218141022355BM3C6	22355B-M3-C6 GRUPO DE MIST. C/VALVULA ROTAT.	289.52
0218141022355NC6	22355N-C6 GRUPO IMPULSAO DIRETA 1	228.38
0218141022355NF3	22355N-F3-UL GRUPO MIST.PR T FIXA M2FIX3	339.42
0218141022355NF4C6	22355N-F4-C6 GRUPO MIST.AQ T FIXA M2FIX3	307.62
0218141022355NM210	SERVOMOTOR SERIE M21 230V 2MIN/90	70.20
0218141022355NM3C6	22355N-M3-C6 GRUPO TEMP. VAR. M2MIX3	286.80
0218141022355RF3	22355R-F3-UL7 GRUPO MIST PR FIXA M2FIX3	344.50
0218141022355RF4	22355R-F4-UL7 GRUPO MIST.AQ FIXA M2FIX4	344.50
0218141022355RM3	22355R-M3-UL7 GRUPO TEMP VAR GRUN M2MIX3	310.68
0218141022355RUL7	22355R-UL7 GRUPO IMPULSAO DIRETA M2FE1 U7 1"	252.98
0218141022358NM3C6	22358N-M3-C6 GRUPO MISTURA M3MIX3	290.00
0218141022358NM3C8	22358N-M3-C8 GRUPO MISTURA M3MIX3	320.00
02181410ACC10	ACC10 SERVOMOTOR FRIO/CALOR	187.88
02181410ACC30	ACC30 SERVOMOTOR FRIO/CALOR	177.84
02181410AYHU26SET	AYHU26SET CASQUILHO 1 1/2	2.12
02181410C4D001	C4D0-BAT-N+C4J1-230V-B TERMOST COSA WI-F	149.00
02181410C4D103	C4D1-230V-N TERMOST COSA WI-FI BUS	99.00
02181410C4D106	C4D1-DRY-230V-N TERMOST COSA WI-FI BUS	99.00
02181410C4D108	C4D1-230V-N-A/C TERMOST COSA WI-FI BUS	119.00
02181410DAOAHV	DAOA-HV-SUPORTE P/ COLETOR	30.06
02181410DAOASOLVE	SUPORTE P/ VASO EXPANSAO A.648	22.26
02181410FLEX0350S	LIGAÇÃO FLEXIVEL P/VASO EXP.3/4 50CM BRV	9.06
02181410HV6012502	HV60/125-2 COLETOR P/ 2 GRUPOS MODULUS	175.40
02181410HV6012503	HV60/125-3 COLETOR P/ 3 GRUPOS MODULUS	189.06
02181410HV6012505	HV60/125-5 COLETOR P/ 5 GRUPOS MODULUS	341.84
02181410HV7012505	HV70/125-5 COLETOR P/ 5 GRUPOS MODULUS	341.84
02181410NR230-532	NR230-532 SERVOMOTOR AC 230V	SobConsulta
02181410SG50	SG50 GRUPO SEGURANÇA 50 kW	35.26
SEPARADOR HIDRALICOS AQS CENTRAL		
02181415HW6012505	HW60/125-05 SEPARADOR HIDRAULICO 11/4	156.78
CRONOTERMOSTATOS		
CRONOTERMOSTATOS "DELTA DORE" C/FIOS		
021801040010	CRONOT.C/FIO PROG.TYBOX 117 DELTA-DORE	73.80
02180104002	CRONOT.P/ENCASTAR TYBOX 210 H DELTA-DORE	83.27
CRONOTERMOSTATOS "DELTA DORE" S/FIOS		
02180103002	CRONOT.C/MOD.TELEF.6050290 DELTA DORE	289.25
02180103003	CRONOTERM.S/FIO TYBOX 137 DELTA DORE	153.50
02180103007	TERMOSTATO WIFI TYBOX5100+TYDOM1.0	248.57
CRONOTERMOSTATOS "SEITRON" S/FIOS		
02180105001	CRONOT.S/FIO SEITRON S/REC.TCPD1BIX	134.00
CRONOTERMOSTATOS "SYS"		
02180109RT500RF	CRONOTERMOSTATO RADIOFREQUENCIA RT 500RF	86.02
DEPOSITOS PLASTICOS		
ACESSORIOS P/DEPOSITOS DE GASOLEO		
02181108001	KIT ASPIRACAO DEP.UNICO 2	28.75
02181108002	VALV. ANTI-RETORNO P/DEPOS.COMB.3/8	4.75
02181108003	INDICADOR NIVEL UNIVERSAL 150/250	21.00
02181108004	INDICADOR NIVEL UNIV.1000 L SOTRALENTZ	21.00
02181108009	INDICADOR NIVEL A DISTANCIA ELECTRICO	433.96
DEPOSITOS MODULAR P/GASOLEO		
021811020700	DEPOSITO EUROLTZ 700 (1.19x0.66x1.24)	201.50
021811021000	DEPOSITO EUROLTZ 1000 (1.65x0.72x1.26)	256.75



021811021000E	DEPOSITO EUROLTZ 1000E(1.19x0.66x1.81)	282.75
DEPOSITOS PLASTICOS EURO P/GASOLEO		
021811010500	DEPOSITO VARIOLTZ 500 (0.78x0.78x1.10)	188.50
021811011000	DEPOSITO VARIOLTZ 1000 (0.78x0.78x2.00)	276.25
ELECTROVALVULAS CEME		
BOBINES PARA ELETROVALVULAS		
0218203004	B41000 BOBINE B4 P/ELECTROVALVULA	6.90
0218203006	B68710 BOBINE B6 P/ELECTROVALVULA	9.50
ELETROVALVULAS CEME SERVOCOMAND.SERIE 85		
0218200007	ELECTROVALVULA 8555 3/4 230VCA 855510N20	71.07
ELETROVALVULAS CEME SERVOCOMAND.SERIE 86		
02182001037	ELECTROVALVULA 8616 1 24V CA 861611N25	100.77
02182001055	ELECTROVALVULA 8619 2 24V CA 861911N51	388.00
0218200139	ELECTROVALVULA 8617 11/4 230V 861710N32	203.50
ELETROVALVULAS CEME SOLENOIDE		
02182002025	ELECTROVALVULA 8715 3/4 230VCA 871510N20	86.00
02182002032	ELECTROVALVULA 8716 1 NA 24V CA NBR CEME	86.22
02182002040	ELECTROVALVULA 8717 11/4 NA 230V NBR	220.00
02182002050	ELECTROVALVULA 8718 11/2 B6NA 24V CEME	202.63
GRUPOS SEGURANCA		
GRUPOS SEGURANÇA		
02180901001	GRUPO SEG.P/CILIN.COMAP 1/2 REF.889	18.50
02180901002	SIFAO P/GRUPO SEGUR.CILINDRO REF.8877	1.35
INTERRUPTORES DE BOI		
INTERRUPTOR DE BOIA		
02180501001	INTERRUPTOR BOIA 5 METROS	16.42
02180501002	INTERRUPTOR BOIA 15 METROS	30.74
02180501003	INTERRUPTOR BOIA 10 METROS	23.56
02180501010	CONTRAPESO P/INTERRUPTOR BOIA	2.25
0218050109	INTERRUPTOR BOIA 1/2 QUICK STOP	14.58
MANOMETROS		
MANOMETROS P/AGUA AXIAL		
02180602002	MANOMETRO AXIAL 50/63 ABS 4BAR	5.46
02180602003	MANOMETRO AXIAL 50/63 ABS 6BAR	5.46
02180602004	MANOMETRO AXIAL 50/63 ABS 10BAR	5.46
02180602005	MANOMETRO AXIAL 50/63 ABS 12BAR	5.46
02180602006	MANOMETRO AXIAL 50/63 ABS 16BAR	5.46
02180602007	MANOMETRO AXIAL 50/63 ABS 25BAR	5.91
MANOMETROS P/AGUA RADIAL		
02180601002	MANOMETRO RADIAL 50/63 ABS 4BAR	5.46
02180601003	MANOMETRO RADIAL 50/63 ABS 6BAR	5.46
02180601004	MANOMETRO RADIAL 50/63 ABS 10BAR	5.46
02180601005	MANOMETRO RADIAL 50/63 ABS 12BAR	5.46
02180601006	MANOMETRO RADIAL 50/63 ABS 16BAR	5.46
02180601007	MANOMETRO RADIAL 50/63 ABS 25BAR	5.46
MANOMETROS PARA CONTROLMATIC		
0218060301	MANOMETRO P/CONTROLMATIC	4.10
PERMUTADORES PLACAS		
ACESSÓRIOS PERMUTADORES DE PLACAS		
02181350P2200PXTI	PLACAS TITANIUM+JUNTA EPDM PJIP2200PXTI	62.40
DISSIPADORES DE CALOR ALFALAVAL		
02181320024	DISSIPADOR CALOR ALFA DGS401A/4 24KW	824.00
02181320032	DISSIPADOR CALOR ALFA DGS401B/8 32KW	918.00
02181320064	DISSIPADOR CALOR ALFA DGS501B/14 64KW	1627.0
02181320112	DISSIPADOR CALOR ALFA DGS502A/20 112KW	2118.0
ISOLAMENTOS MAX110°C P/PERMUT.PLACA ALFA		
021813299701	ISOLAMENTO P/PERMT.PLACAS 110°C/14PRETO	SobConsulta



ISOLAMENTOS MAX130°C P/PERMUT.PLACA ALFA

021813300901	ISOLAMENTO P/PERM.PLACAS 130C°/30	SobConsulta
021813300902	ISOLAMENTO P/PERM.PLACAS 130C°/60	SobConsulta

ISOLAMENTOS P/PERMUTADORES

0218131702200	ISOLAMENTO P/PERMUTADOR IP2200 + SUPORTES	210.00
---------------	---	--------

PERMUTAD.C/SERP.TITANIO P/PISCI.SUICALSA

0218131202	PERMUTAD.SERP.TITANIO P/PISC.ICP0702TI05	488.00
0218131203	PERMUTAD.SERP.TITANIO P/PISC.ICP701TI05	348.00
0218131204	PERMUTAD.SERP.TITANIO P/PISC.ICP703TI05	728.00

PERMUTADOR.PLACAS TERMOSOLDADOS SUICALSA

0218131801	PERMUTADOR AC-70X50M(G67,H34,B32)	1073.0
02181318060114	PERMUTAD.14 PLAC.TERMOS.INOX IPT06011430	109.00
02181318060124	PERMUTAD.24 PLAC.TERMOS.INOX IPT06012430	137.00
02181318060146	PERMUTAD.46 PLAC.TERMOS.INOX IPT06014630	193.00
02181318060226	PERMUTAD.26 PLAC.TERMOS.INOX IPT06022630	248.00
02181318060234	PERMUTAD.34 PLAC.TERMOS.INOX IPT06023430	288.00
02181318060240	PERMUTAD.40 PLAC.TERMOS.INOX IPT06024030	320.00
02181318060284	PERMUTAD.84 PLAC.TERMOS.INOX IPT06028430	532.00
02181318060742	PERMUTAD.42 PLAC.TERMOS.INOX IPT06074216	1368.0
02181318060752	PERMUTAD.52 PLAC.TERMOS.INOX IPT06075216	1468.0

PERMUTADORES DE PLACAS DESMONTAVEIS

02181302IP3601B21P	PERMUTADOR PLACA EPDM IP3601B21PX008	SobConsulta
--------------------	--------------------------------------	-------------

PERMUTADORES PLACAS AÇO INOXID.SUICALSA

0218131005	PERMUTADOR PLACAS INOX NBR IP220005NX10	296.00
0218131007	PERMUTADOR PLACAS INOX NBR IP220007NX10	321.00
0218131009	PERMUTADOR PLACAS INOX NBR IP220009NX10	346.00
0218131011	PERMUTADOR PLACAS INOX NBR IP220011NX10	371.00
0218131013	PERMUTADOR PLACAS INOX NBR IP220013NX10	397.00
0218131015	PERMUTADOR PLACAS INOX NBR IP220015NX10	422.00
0218131017	PERMUTADOR PLACAS INOX NBR IP220017NX10	447.00
0218131020	PERMUTADOR PLACAS INOX NBR IP220025NX10	548.00
0218131020027	PERMUTADOR PLACAS INOX NBR IP220027NX10	574.00
0218131020033	PERMUTADOR PLACAS INOX NBR IP220033NX10	649.00
0218131021	PERMUTADOR PLACAS INOX EPDM IP220007PX10	340.00
0218131022	PERMUTADOR PLACAS INOX EPDM IP220009PX10	371.00
0218131024	PERMUTADOR PLACAS INOX EPDM IP220013PX10	432.00
0218131025	PERMUTADOR PLACAS INOX EPDM IP220015PX10	463.00
0218131026	PERMUTADOR PLACAS INOX EPDM IP220017PX10	493.00
0218131027	PERMUTADOR PLACAS INOX EPDM IP220019PX10	524.00
0218131029	PERMUTADOR PLACAS INOX EPDM IP220023PX10	585.00
0218131032	PERMUTADOR PLACAS INOX EPDM IP220029PX10	677.00
0218131033	PERMUTADOR PLACAS INOX EPDM IP220033PX10	739.00
0218131036	PERMUTADOR PLACAS INOX EPDM IP220037PX10	800.00
0218131060	PERMUTADOR PLACAS TITANIA EPDM IP220023PX10PTI	942.00
021813106025	PERMUTADOR PLACAS INOX NBR IP360021NX10	645.00
021813106030	PERMUTADOR PLACAS INOX NBR IP360031NX10	812.00
021813106034	PERMUTADOR PLACAS TITANIO IP36007PX10PTI	787.00
021813106037	PERMUTADOR PLACAS INOX EPDM IP360013PX10	533.00
021813106038	PERMUTADOR PLACAS INOX EPDM IP360015PX10	570.00
021813106041	PERMUTADOR PLACAS INOX EPDM IP360021PX10	679.00
021813106042	PERMUTADOR PLACAS INOX EPDM IP360023PX10	716.00
021813106044	PERMUTADOR PLACAS INOX EPDM IP360027PX10	789.00
021813106069	PERMUTADOR PLACAS INOX EPDM IP3700A15PX10	1639.0
021813106106	PERMUTADOR PLACAS INOX IP3601B19PX10	1500.0
021813106505	PERMUTADOR PLACAS INOX IP360513PX10	869.00
021813106516	PERMUTADOR PLACAS INOX IP360535PX10	1474.0

PERMUTADORES PLACAS DESM.IP 3600

02181313013	PERMUTAD. PLACAS TITANIO IP360029PX08PTI	2307.0
-------------	--	--------



02181313015	PERMUTAD. PLACAS TITANIO IP360033PX10PTI	1710.0
PERMUTADORES PLACAS DESM.IP 3601		
0218131423NX08B	PERMUTAD. PLACAS AISI316 IP3601B23NX08	1596.0
0218131427NX08	PERMUTAD. PLACAS AISI316 IP3601M27NX08	SobConsulta
PERMUTADORES PLACAS EM TITANIO SUICALSA		
02181311005	PERMUTAD. PLACAS TITANIO IP220013NX08PTI	784.00
0218131102	PERMUTAD. PLACAS TITANIO IP220007NX08PTI	552.00
0218131103	PERMUTAD. PLACAS TITANIO IP220009PX08PTI	641.00
0218131104	PERMUTAD. PLACAS TITANIO IP220011PX08PTI	731.00
0218131105	PERMUTAD. PLACAS TITANIO IP220013PX10PTI	820.00
0218131106	PERMUTAD. PLACAS TITANIO IP220015PX10PTI	909.00
0218131108	PERMUTAD. PLACAS TITANIO IP220019PX10PTI	1088.0
0218131109	PERMUTAD. PLACAS TITANIO IP220021PX10PTI	1177.0
0218131110	PERMUTAD. PLACAS TITANIO IP220023PX10PTI	1267.0
0218131111	PERMUTAD. PLACAS TITANIO IP220025PX10PTI	1001.0
0218131117	PERMUTAD. PLACAS TITANIO IP220037PX08PTI	1892.0
0218131156	PERMUTAD. PLACAS TITANIO IP3601B15NX10PT	2284.0
PERMUTADORES PLACAS INOX CB14-14		
02181304014	PERMUTADOR PLACAS INOX CB14-14H	SobConsulta
0218130416009	PERMUTADOR DE PLACAS INOX CBH16-9H	SobConsulta
0218130416009I	ISOLAMENTO P/PERMUT.PLACAS INOX CBH16-9H	26.40
0218130416013	PERMUTADOR DE PLACAS INOX CBH16-13A	SobConsulta
PERMUTADORES PLACAS INOX CB20		
02181305012	PERMUTADOR DE PLACAS INOX CB20-12H	252.00
02181305018	PERMUTADOR DE PLACAS INOX CB20-18H	304.00
02181305024	PERMUTADOR DE PLACAS INOX CB20-24H	358.00
02181305035	PERMUTADOR AQUAMICRO SEM ARMARIO	433.33
02181305040	PERMUTADOR DE PLACAS INOX CB20-40H	501.00
02181305080	PERMUTADOR DE PLACAS INOX CB20-80H	854.00
PERMUTADORES PLACAS INOX CB27		
02181306018	PERMUTADOR DE PLACAS INOX CB27-18L	258.67
PERMUTADORES PLACAS INOX CB76		
02181308020	PERMUTADOR DE PLACAS INOX CB76-20L	833.33
02181308030	PERMUTADOR DE PLACAS INOX CB76-30M	SobConsulta
02181308040H	PERMUTADOR DE PLACAS INOX CB76-40H	SobConsulta
PERMUTADORES TUBULAR AÇO CARBONO		
021813402604AC	PERMUTADOR TUBULAR EM AÇO IC2604CB08	1261.0
PERMUTADORES TUBULARES PISCINA		
0218130351131T	PERM. TUB.PISCINA 5113-1T TITA 16KW(60C)	434.70
0218130351133C	PERM. TUBULAR PISCINA 5113-3C CU/NI 10KW	426.60
0218130351133T	PERM. TUBULAR PISCINA 5113-3T TITA. 10KW	764.10
0218130351135C	PERM. TUBULAR PISCINA 5113-5C CU/NI 27KW	613.80
0218130351135T	PERM. TUBULAR PISCINA 5113-5T TITA. 27KW	1231.2
0218130351155T	PERM. TUBULAR PISCINA 5115-5T TITA 70KW	4173.1
PRESSOSTATOS		
CONTROLADORES DE PRESSAO		
02180406001	PLACA ELECT.P/PRESS CONTROL MEW	17.00
02180406002	PRESS CONTROL P/BOMBA PS-01B	38.00
02180406003	MEMBRANA P/PRESS CONTROL	1.75
02180406004	PRESS CONTROL P/BOMBA PS-01D	38.00
FLUXOSTATOS NYLON		
0218040201	FLUXOSTATO NYLON 1.7 LT/ MINUTO	SobConsulta
PRESSOSTATOS SQUARE D		
02180403001	PRESSOSTATO SQUARE D	10.65
02180403002	PRESSOSTATO PM 12 220W MONOF.	11.86
02180403003	INTERRUPTOR ELECTR.CONTROLMATIC MOD.R	54.44
02180403004	MEMBRANA INTERIOR P/CONTROLMATIC	5.70



02180403005	PLACA ELECTRONICA P/CONTROLMATIC R	36.12
02180403006	INTERRUPTOR BRIO 2000 C/MANOMETRO	53.00
02180403007	PLACA ELECTRONICA P/CONTROLADOR DE PRESS	17.00

RELOGIOS P/CALDEIRA**RELOGIOS P/CALDEIRAS MURAIAS**

02180001001	RELOGIO GRASSLIN DIGITAL 034000081	53.17
02180001003	RELOGIO GRASSLIN ANAL.RESERVA 027600581	50.50

SISTEMA DOSEADORES /**BOMBAS DOSEADORAS**

0218300301	BOMBA DOSEAD. TEKNA TPG-603 PROPORC.DIG.	445.00
0218300350	SONDA NIVEL BIPOLAR LEV4+FIXADOR	32.00

CONTADORES IMPULSO

0218300125K1	CONTADOR IMPULSOS 1 K=1	154.00
--------------	-------------------------	--------

DEPOSITOS PARA SISTEMA DOSEAMENTO

02183005120	DEPOSITO DESEADOR 100LTS	75.00
-------------	--------------------------	-------

QUIMICOS PARA TRATAMENTO

0218301001	INIBIDOR CORROSAO AT727 CIRC FECH. 25LT	306.25
------------	---	--------

SISTEMAS DESCALSIFICADORES

0218300890	4101019064 KIT TESTE ANALISE PALLAS	15.79
0218300891	1001060001 SACO SAL 25KG	18.57
02183008V260	DBD0060R DESCALSIFICADOR V BI BLOC 60 LT	1135.7
02183008V275	4304058344 DESCALSIFICADOR BI BLOC 75 LT	1146.6
02183008WS1	5303024075 VAL BY-PASS CLK WS1 (V3006)	33.93

**TERMOSTATOS****BASES ANTIVIBRAÇÃO SYS**

0218022001	BASE ANTIVIBRACAO SYSCLIMA TIPO D	91.00
0218022002	DESENROLADOR TUBO PEX P/CHAO RAD. SYS	395.50
0218022003	DESENROLADOR TUBO PEX P/CHAO RAD.D001PX	315.00

CONTROLADORES DE FAN-COIL HONEYWELL

02180216A1000	CONTROLADOR DE FAN-COIL T6812A1000	70.00
---------------	------------------------------------	-------

MODULOS DE CONEXAO SYS

02180221132100	MODULO CONEXAO ELETRICO KL 06 132100	71.62
02180221132130	MODULO CONTROL BOMBA PL06 132130	49.60
02180221132131	MOD.CONTROL BOMBA/CALEIRA PL07 132131	89.60

REGULADORES DE TIRAGEM

02180210025	REGULADOR DE TIRAGEM 3/4 M	36.14
02180210025V	REGULADOR DE TIRAGEM 3/4 VERNET	41.75

TERMOREGULADORES

02180211003	PACQ209000015 GLH110 TACTIL PRETO	89.00
02180211004	PT1000 PROBE PVC L=2,00MT	8.00
0218021101	TERMOREGULADOR TC 110 24A-50	60.00
0218021103	210000 CONTROLADOR ELECTROMECHANICO	88.42
0218021104	GLH110 TERMOREGULADOR TACTIL PRETO	97.00

TERMOSTATOS "RADIADORES"

0218020501	TERMOSTATO DE ENCOSTO 545610	10.66
0218020502	TERMOSTATO DE IMERSAO TC2 542470	18.22
0218020503	TERMOSTATO IMERSAO C/CAPILAR 542562	16.66
0218020509	TERMOSTATO CAPILAR P/ ACUMUL.THERCA	18.75
0218020510	TERMOSTATO REGULACAO TR2 0-78.C	15.00
0218020511	TERMOSTATO 2 ESCALOES	14.75
0218020512	BOTAO PARA TERMOSTATO 42MM PT	0.86
0218020520	TERMOMETRO P/ KIT ELECT. ACUMUL.THERCA	15.75

TERMOSTATOS AMBIENTE "JUNKERS"

02180204TR21	TERMOST.EMP.AMBIENTE TR21 JUNKERS	29.93
--------------	-----------------------------------	-------

TERMOSTATOS AMBIENTE SYSCLIMA

021802060100RT	TERMOSTATO AMBIENTE RT 100	22.90
----------------	----------------------------	-------



02180206010F	TERMOSTATO COM BULBO AT 10F	17.62
02180206030UP	TERMOSTATO ERT 30 UP	59.75
02180206600	TERMOSTATO FAN-COIL FC 600 SYSCLIMA	156.00
02180206611	S00112611 CONTROLADOR VS 10 WRF SYSCLIMA	115.80
02180206612	S00112612 CONTROLADOR VS 10 BRF SYSCLIMA	119.80
02180206621	S00112621 CONTROLADOR VS 20 WRF SYSCLIMA	118.60
02180206661	S00112661 PORTA UNIVER. UGE 600 SYSCLIMA	228.00
02180206671	S00112671 RECEPTOR CALDEIRA RADIOFREQUENCIA RX	88.80
02180206675	S00112675 REPETIDOR SINAL RE 600 SMART HOME	63.70
02180206695	S00112695 CONTROLADOR RADIO.RECARG.SQ 610RF	146.00
02180206801	S00132801 REGUA DE COMUNICACAO KL08RF	243.20
02180206803	S00132803 ANTENA 08RFA SYSCLIMA	24.60

VALVULAS ANTI-RETORN**DESCONECTORES SYR**

02180805001	UNIDADE DESCONECTOR STS 5 6500 SYR	2385.0
-------------	------------------------------------	--------

VALV.ANTI-RETORNO MOLA INOX COMAP R.1270

02180801020	VALV.ANTI-RETOR.MOLA INOX P/AQUEC.1/2	2.81
02180801025	VALV.ANTI-RETOR.MOLA INOX P/AQUEC.3/4	3.67
02180801032	VALV.ANTI-RETOR.MOLA INOX P/AQUEC.1	4.65
02180801040	VALV.ANTI-RETOR.MOLA INOX P/AQUEC.11/4	6.86
02180801050	VALV.ANTI-RETOR.MOLA INOX P/AQUEC.11/2	9.62
02180801063	VALV.ANTI-RETOR.MOLA INOX P/AQUEC.2	13.80

VALVULAS SEGURANCA**VALVULAS SEGURANCA "COMAP"**

021807012000	DEPOSITO EURO SCHUTZ 2000 LITROS	515.89
--------------	----------------------------------	--------

VALVULAS SEGURANCA "POTERMIC"

02180703115025	115025 VALVULA SEG.REGUL.1-12 BAR 1	48.50
02180703115040	115040 VALVULA SEG.REGUL.1-12 BAR 11/2	98.94
02180703115050	115050 VALVULA SEG.REGUL.1-12 BAR 2	141.60

VALVULAS SEGURANCA "VOLTER"

02180702020	VALVULA SEGURANCA 10514 M/F 1/2	7.10
02180702025	VALVULA SEGURANCA 10514 M/F 3/4	9.40

VALVULAS ZONA MOTORI**ACTUADORES ELECTROTERMICO HERZ**

021810231771110	ACTUADOR ELECTROT.M28 NC 230V R.1771110	SobConsulta
-----------------	---	-------------

ACTUADORES ROTATIVOS ELECT.

02181025T030	ACTUADOR T30 NC 230	SobConsulta
--------------	---------------------	-------------

REGULADORES ELECTRONICOS

02181012011	REGULADOR ELECTRONICO PONTO FIXO RVS 11	132.00
-------------	---	--------

SERVOMOTORES P/VALVULAS MIST.ROTATIVAS

021810100230	SERVOMOTOR 3 PONTOS 230V P/VALV.ROTAT.	120.00
02181010230120	SERVOMOTOR ESBE ARA661 3PTOS 23V 120 6NM	SobConsulta

VALVULAS 3 VIAS ROTATIVO

02181005032	VALV.MIST.3 VIAS ROTAT.DN32 KVS16 HERZ	55.00
-------------	--	-------

VALVULAS 3 VIAS HERTZ

02181002032	VALVULA 3 VIAS CALIS-TS-RD DN 32 HERZ	46.86
-------------	---------------------------------------	-------

VALVULAS ANTI-CONDENSACAO HERTZ

02181004025	VALVULA ANTI-CONDENSACAO DN25 HERTZ	69.52
02181004032	VALVULA ANTI-CONDENSACAO DN32 HERTZ	73.54

VALVULAS EQUILIBRIO DINAMICO "OPTIMA"

0218103001	48-5526 ATUADOR ELECTROTERMICA 230VCA	30.00
0218103010	53-1345 VAL. EQ OPTIMA COMPACT DN15	76.80

VALVULAS TERMICAS P/CALDEIRAS

02181003025	VALVULA TERMICA P/CALDEIRA 3/4	80.00
-------------	--------------------------------	-------

VALVULAS TERMOSTATICAS SERIE VTA ESBE

0218100610421	VALV.TERMOST.ESBE ROSC.1 MACHO	76.36
---------------	--------------------------------	-------



0218100610431	VALV.TERMOST.ESBE ROSC.11/4 MACHO	114.55
VALVULAS ZONA MOTORIZADAS		
02181001SF20	VALVULA ZONA 2 VIAS SF20-2 DE 3/4	SobConsulta
02181001SF2003	VALVULA ZONA 3 VIAS SF20-2 DE 3/4	SobConsulta
VASOS DE EXPANSAO		
ACESSORIOS P/ VASOS EXPANSÃO		
02181214024	135771 MEMBRANA EPDM 24L GOLA 90 mm	3.85
ACESSORIOS P/AUTOCLAVES		
0218121001	FALANGES INF.P/AUTOCLAVE 25-60-80-100L Z	8.10
ACESSORIOS P/VASOS EXPANSAO		
02181209001	SUPORTE MURAL P/V. EXPANSAO C/REBORDO	10.69
02181209002	SUPORTE MURAL P/V. EXPANSAO TIPO L	6.72
02181209003	4700293 SUPORTE MURAL P/VASO C/VALV.RET.	20.40
02181209004	SUPORTE P/VASO EXPANS.ENC.RAPID.C/VAL.50	12.80
02181209005	SUPORTE P/VASO EXPANSAO ABERTO	8.00
02181209006	SUPORTE FIXO P/VASO EXPANSAO	22.00
02181209007	SUPORTE MURAL P/VASO C/VALV.RET.CAM6	11.76
02181209009	TORN.C/BOIA EM INOX P/VASO EXP.ABERTO	30.50
02181209010	BOIA P/VASO EXPANSAO ABERTO P/AQUECIM.	15.00
AUTOCLAVES		
02181204024	135003 AUTOCLAVE 24L PRESSÃO ATÉ 10 BAR	30.50
02181204060	135007 AUTOCLAVE 60L PRESSÃO ATÉ 10 BAR	128.00
02181204080	135011 AUTOCLAVE 80L PRESSÃO ATÉ 10 BAR	180.00
02181204100	135012 AUTOCLAVE 100L PRESSÃO ATÉ 10 BAR	224.00
02181204200	135013 AUTOCLAVE 200L PRESSÃO ATÉ 10 BAR	398.00
02181204300	135014 AUTOCLAVE 300L PRESSÃO ATÉ 10 BAR	500.00
02181204500	135015 AUTOCLAVE 500L PRESSÃO ATÉ 10 BAR	820.00
02181204H024	135004 AUTOCLAVE HORIZONTAL 24L	50.50
AUTOCLAVES EM INOX		
02181205024	135200 AUTOCLAVE EM INOX 24L	97.00
02181205060	135201 AUTOCLAVE EM INOX 60L	207.00
02181205100	135202 AUTOCLAVE EM INOX 100L	273.00
02181205200	135203 AUTOCLAVE EM INOX 200L	515.00
02181205300	135204 AUTOCLAVE EM INOX 300L	569.00
AUTOCLAVES VASO EXPANSÃO FIBRA		
02181203060	135500 AUTOCLAVE FIBRA 60L WM0060	216.00
02181203075	136023 VASO EXP. P/AQUEC.RECTANG. 7.5L	66.00
02181203080	135501 AUTOCLAVE FIBRA 75L WM0075	240.00
02181203130	135502 AUTOCLAVE FIBRA 120L WM0120	343.00
02181203150	135503 AUTOCLAVE FIBRA 150L WM0150	434.00
02181203250	135505 AUTOCLAVE FIBRA235L REF.C2B-235L	637.48
02181203450	135507 AUTOCLAVE FIBRA 450L REF.C2B-450L	SobConsulta
VASOS EXPANSAO ABERTO EM FIBRA		
02181207030	VASO EXPANSAO ABERTO C/BOIA FIBRA 30 LT	86.40
VASOS EXPANSAO ABERTO S/BOIA INOX		
0218120826	VASO EXPANSAO ABERTO INOX S/BOIA 25L	75.00
0218120848	VASO EXPANSAO ABERTO INOX S/BOIA 50L	112.00
VASOS EXPANSAO FECHADO EM FERRO P/AQS		
02181213100	VASO EXPANSAO INOX AISI 444 100LT C/MEMB	SobConsulta
VASOS EXPANSAO P/ SOLAR		
02181206012	415550 VASO EXP. SOLAR ZILMET 12L	55.00
02181206018	415551 VASO EXP. SOLAR ZILMET 18L	59.62
VASOS EXPANSAO P/AGUAS SANITARIAS		
02181202005	136100 VASO EXP.P/AGUAS SANITARIAS 5L	29.50
02181202008	136101 VASO EXP. P/AGUAS SANITARIAS 8L	30.50
02181202012	136102 VASO EXP.P/AGUAS SANITARIAS 12L	34.00
02181202018	136104 VASO EXP.P/AGUAS SANITARIAS 18L	39.00



02181202024	136105 VASO EXP.P/AGUAS SANITARIAS 24L	43.50
02181202035	136106 VASO EXP.P/AGUAS SANITARIAS 35L	85.00
02181202050	136107 VASO EXP. P/AGUAS SANITARIAS 50L	122.00
02181202080	1136108 VASO EXP. P/AGUAS SANITARIAS 80L	180.00

VASOS EXPANSAO P/AQUECIMENTO CENTRAL

02181201008	136001 VASO EXP. P/AQUEC.CENT. 8L	26.00
02181201012	136002 VASO EXP. P/AQUEC.CENT. 12L	30.24
02181201018	136003 VASO EXP. P/AQUEC.CENT. 18L	36.50
02181201025	136004 VASO EXP. P/AQUEC.CENT. 25L	46.00
02181201035	136005 VASO EXP. P/AQUEC.CENT. 35L	60.50
02181201035CP	136015 VASO EXP. P/AQUEC.CENT. 35L C/PES	65.70
02181201040	136006 VASO EXP. P/AQUEC.CENT. 50L	74.50
02181201050CP	136016 VASO EXP. P/AQUEC.CENT. 50L C/PES	81.50
02181201080	136007 VASO EXP. P/AQUEC.CENT. 80L	118.50
02181201105	136008 VASO EXP. P/AQUEC.CENT. 105L	163.50
02181201150	136009 VASO EXP. P/AQUEC.CENT. 150L	210.00
02181201200	136010 VASO EXP. P/AQUEC.CENT. 200L	257.00
02181201300	136011 VASO EXP. P/AQUEC.CENT. 300L	401.00
02181201400	136012 VASO EXP. P/AQUEC.CENT. 400L	550.00
02181201500	136013 VASO EXP. P/AQUEC.CENT. 500L	648.00
02181201600	136014 VASO EXP. P/AQUEC.CENT. 600L	819.00
02181201800	VASO EXPANSAO P/AQUEC.CENTRAL 800L	SobConsulta

SISTEMA PAVIMENTO RADIANTE (OUTROS)**ACESS.FIX.PAV.RADIAN****CARRIS DE SUPORTE P/TUBOS**

02301501016	CARRIL DE SUPORTE P/TUBO 16MM	2.50
-------------	-------------------------------	------

CLIPS DE FIXACAO P/CARRIS

0230150201	CLIP FIXACAO P/CARRIL (100 UDS)	SobConsulta
------------	---------------------------------	-------------

ACESS.P/RADIANTE**ACESSÓRIOS PISO RADIANTE**

02301005ECO5TA	ATUADOR ECO-5TA 230V	15.00
02301005GF16	ADAPTADOR EUROKONUS P/TUBO 16MM	2.32

ADITIVOS RADIANTE

02301001020	ADITIVO P/BETAO HI 20KG	74.80
-------------	-------------------------	-------

CAIXAS P/PAVIMENTO RADIANTE

023010030800	CAIXA COLECTOR 800MM	130.00
023010031000	CAIXA COLECTOR 1000MM	140.00
0230100370070	CAIXA METALICA DE EMBUTIR 70X63X8	80.00
0230100370085	CAIXA METALICA DE EMBUTIR 85X63X8	90.00
02301003TTKL10	CAIXA 10 ZONAS TT-KL10-230PM C/RELÉ	SobConsulta
02301003TTKL1011	CAIXA 6 ZONAS TT-KL6-230PM C/RELÉ	64.50
02301003TTKL6	CAIXA 10 ZONAS TT-KL6-230PM C/RELÉ	SobConsulta

COLECTORES PISO RADIANTE

02301004MLK10	COLETOR MULTIKAL 10 CIRCUITOS	257.00
02301004MLK6	COLETOR MULTIKAL 6 CIRCUITOS	SobConsulta
02301004MLK7	COLETOR MULTIKAL 7 CIRCUITOS	197.00
02301004MLK8	COLETOR MULTIKAL 8 CIRCUITOS	SobConsulta
02301004MLK9	COLETOR MULTIKAL 9 CIRCUITOS	SobConsulta

ACESS.PAV.RADIANTE**CABOS P/PAVIM.RADIANTE**

0230160101	CABO BLINDADO LIYCY 4X0.75 (C)	0.89
------------	--------------------------------	------

BANDA PERIMETRAL**BANDA PERIMETRAL**

0230020101	BANDA PERIMETRAL ROLOS 25MTS	0.95
------------	------------------------------	------

COLECTORES GEOTERMIA**COLECTORES GEOTERMIA GEOKAL**

0230250101	GEO000040 COLECTOR 2 GEOTERMIA GEOKAL 4S	464.34
------------	--	--------



0230250110	ACC00000084 CAUDALIMETRO 1 8-28 L/min	37.06
0230250111	ACC00000100 KIT ISOLAMENTO GEOKAL 4S	36.84
PLACAS PAVIMENTO RAD		
PLACAS PAVIMENTO RADIANTE		
0230010103	TERMOPLACA BASE 30KG SAMAPLAST30	10.67
0230010104	TERMOPLACA BASE 30KG TERPLAS	10.56
TUBOS PEX P/PAVIMENT		
TUBOS PEX P/PAVIMENTO RADIANTE 12MM		
0230030200	TUBO PEX B.ANTIOXI.20 MM ROLO 200MTS	1.27
TUBOS PEX P/PAVIMENTO RADIANTE 16MM		
0230030100	TUBO PEX B.ANTIOXI.16MM ROLO 100MTS	1.02
0230030101	TUBO PEX B.ANTIOXI.16MM ROLO 200MTS	1.02
0230030102	TUBO PEX B.ANTIOXI.16MM ROLO 500MTS	1.02
SISTEMA SOLAR FOTOVOLTAICO		
CABOS SOLAR		
CABOS SOLAR		
0231100102	CABO TOPSOLAR PV ZZ-F (AS) 1x4 PT (R100)	0.90
0231100110	MT.CABLE MULTI TRUNK + BeON CAP	30.00
0231100111	MT.CABLE MONO TRUNK + BeON CAP	15.00
0231100113	APS YC600 AC BUS TRUNK CABLE, CABO 2 MTS	16.02
0231100115	APS YC500 AC BUS TRUNK CABLE, CABO 2 MTS	23.00
0231100116	APS YC1000 AC BUS TRUNK CABLE, CABO 2MTS	29.69
0231100130	CABO 3MT COM FICHA P/ KPV 290	45.45
CHAVES SOLAR		
CHAVES SOLAR		
0231120101	CHAVE BeON FAST	15.26
CONTADORES		
CONTADORES SIEMENS		
0231020101	CONTADORES SIEMENS GMZ310+MODULO COMUNIC	SobConsulta
0231020102	KIT CONTADOR ITRON ACE SL7000 C/MODEM	631.39
ESTRUTURAS FOTOVOLTA		
ESTRUTURAS FOTOVOLTAICO		
02311301000	KIT 2P EST.VERTICAL SUP.INCLINADO 0GR FV	58.40
023113010006V	KIT 6P MOD 335W SUP INCLINADO 0GR FV	118.68
02311301030	KIT 2P EST.HORIZONTAL SUP.PLANA 30GR FV	96.00
02311301030DH	DISTANCIAL EST.HORIZONTAL 685MM FV	3.50
02311301030V	KIT 2P EST.VERTICAL SUP.PLANA 30GR FV	108.00
023113013006V	KIT 6P MOD 335W SUP INCLINADO 30GR FV	409.80
02311301PT01	PEÇA T + PARAFUFO E PORCA	1.50
02311301PZ01	PEÇA Z + PARAFUFO E PORCA	1.00
02311301PZ02	PEÇA Z 35MM SEM PARAFUFO	1.10
02311301SI01	SUPLEMENTO INOX	SobConsulta
ESTRUTURAS FOTOVOLTAICO TISUN		
0231130301	CONJUNTO FIXACAO MONTAGEM PAREDE KPV 290	58.18
ESTRUTURAS SIPLEX		
0231130201	PERFIL ALUMINIO SIPLEX 5,20M	34.57
0231130202	PERFIL ALUMINIO SIPLEX (POR MEDIDA)	8.64
0231130205	SUPORTE TRIANGULAR ALUM 20-30-35	34.20
0231130206	CRUZ CONEXAO SUP TRIANGULAR (2PCS)	16.18
0231130220	LIGACAO PERFIL ALUM. SIPLEX	2.52
0231130230	FIXADOR INTERMEDIO SIPLEX 31-41MM	2.58
0231130231	FIXADOR FECHO SIPLEX 40MM	2.72
0231130240	M10/25 PARAFUSO C/ CABEÇA MARTELO A2	0.35
0231130241	M10 PORCA DENTADA ACO INOX A2	0.19
0231130242	PLACA P/PARAFUSO EM HASTE M10	0.66
0231130243	M8/25 PARAFUSO C/CABEÇA MARTELO A2	0.37
0231130244	M8 PORCA DENTADA ACO INOX A2	0.17



FICHAS DE LIGAÇÃO**CONECTOR DE REDE**

0231070301	CONECTOR DE REDE BeON FAST	13.00
0231070303	CONECTOR AC FEMEA PARA APS YC-250	8.40

FICHAS DE LIGAÇÃO

0231070102	MC FICHA KST4 6 II (TYP 4)	1.17
------------	----------------------------	------

INVERSORES DE REDE**ACESSORIOS GROWATT**

0231010601	COMUNICACAO GROWATT SHINE WIFI-S	60.00
------------	----------------------------------	-------

INVERSORES DE REDE APS

0231010402	INVERSOR APS YC-250	162.97
0231010403	INVERSOR APS YC-600 600W	271.61
0231010404	INVERSOR APS YC-500 VERSAO TRUNK CABLE	258.00
0231010406	INVERSOR APS YC 1000-3 TRIFASICO	491.04
0231010408	INVERSOR APS QS1 1200W 4 MPPT MONOFASICO	490.28

INVERSORES DE REDE BeON

0231010301	INVERSOR DE REDE BeON 2X	255.00
0231010302	INVERSOR DE REDE BeON ECO 250	150.00

INVERSORES DE REDE GROWATT

0231010501	INVERSOR GROWATT 750-S 1MPPT MONOF.	414.11
0231010502	INVERSOR GROWATT 1000-S 1MPPT MONOF.	423.19
0231010503	INVERSOR GROWATT 1500-S 1MPPT MONOF.	470.97
0231010504	INVERSOR GROWATT 2000-S 1MPPT MONOF.	577.91
0231010505	INVERSOR GROWATT 2500-S 1MPPT MONOF.	602.94
0231010506	INVERSOR GROWATT 3000-S 1MPPT MONOF.	682.57
0231010507	INVERSOR GROWATT 2500MTL-S 2MPPT MONOF.	753.11
0231010508	INVERSOR GROWATT 3000MTL-S 2MPPT MONOF.	800.87
0231010509	INVERSOR GROWATT 3600MTL-S 2MPPT MONOF.	903.22
0231010510	INVERSOR GROWATT 4200MTL-S 2MPPT MONOF.	961.35
0231010511	INVERSOR GROWATT 5000MTL-S 2MPPT MONOF.	961.35
0231010512	INVERSOR GROWATT 5500MTL-S 2MPPT MONOF.	1064.2
0231010513	INVERSOR GROWATT 3000TL3-S 2MPPT TRIF.	1388.4
0231010514	INVERSOR GROWATT 4000TL3-S 2MPPT TRIF.	1446.5
0231010515	INVERSOR GROWATT 5000TL3-S 2MPPT TRIF.	1527.0
0231010516	INVERSOR GROWATT 6000TL3-S 2MPPT TRIF.	1620.9
0231010517	INVERSOR GROWATT 7000TL3-S 2MPPT TRIF.	1828.8
0231010518	INVERSOR GROWATT 8000TL3-S 2MPPT TRIF.	1898.1
0231010519	INVERSOR GROWATT 9000TL3-S 2MPPT TRIF.	1967.4
0231010520	INVERSOR GROWATT 10000TL3-S 2MPPT TRIF.	2001.0
0231010521	INVERSOR GROWATT 11000TL3-S 2MPPT TRIF.	2197.7
0231010522	INVERSOR GROWATT 12000TL3-S 2MPPT TRIF.	2313.9
0231010523	INVERSOR GROWATT 13000TL3-S 2MPPT TRIF.	2394.4
0231010524	INVERSOR GROWATT 15000TL3-S 2MPPT TRIF.	2463.7

INVERSORES DE REDE PESOS

0231010201	INVERSOR DE REDE PESOS DB-PVI3500	2190.0
------------	-----------------------------------	--------

INVERSORES DE REDE SMA

0231010101	INVERSOR DE REDE SMA SB3800V	2400.0
0231010102	INVERSOR SUNNY BOY 5.0-1AV-40 5000W	1600.0
0231010103	INVERSOR SUNNY BOY 2.5-1VL-40 2500W	1188.8
0231010107	INVERSOR SUNNY BOY 1.5-1VL-40 1500W WEB	850.85
0231010110	INVERSOR SUNNY TRIPOWER 3.0-3AV-30 3000W	1590.0

KITS FOTOVOLTAICOS**KIT FOTOVOLTAICO 0° GRAUS**

02315001050000	KIT FOTOVOLTAICO 0° 560W	601.84
02315001100000	KIT FOTOVOLTAICO 0° 1120W	1177.8
02315001150000	KIT FOTOVOLTAICO 0° 1680W	1753.7
02315001150000SB	KIT FOTOVOL.0° 1680W C/SMA1.5	1869.8



KIT FOTOVOLTAICO 30° GRAUS

02315002050030	KIT FOTOVOLTAICO 30° 560W	623.80
02315002100030	KIT FOTOVOLTAICO 30° 1120W	1248.0
02315002150030	KIT FOTOVOLTAICO 30° 1680W	1860.7
02315002150030SB	KIT FOTOVOL.30° 1680W C/SMA1.5	1985.0

KIT FOTOVOLTAICO C/BOMBA CALOR AQS

0231501500300500	KIT FOTOVOL.0° 560W C/B.CALOR AQS 300L	2570.0
0231501530300500	KIT FOTOVOL.30° 560W C/B.CALOR AQS 300L	2600.0

MODULOS FOTOVOLTAICO**MODULOS FOTOVOLTAICOS MARCAS DIVERSAS**

0231000702	MODULO FOTOVOLTAICO JASOLAR 280WP	156.00
0231000703	MODULO FOTOVOLTAICO SUNTECH STP 400S-A72/VFH	198.00

MODULOS FOTOVOLTAICO PESOS

02310001250PM60	MODULO FOTOV-OPEN RENEWABLES 250-PM 60	226.40
02310001260PM60	MODULO FOTOV-OPEN RENEWABLES 260-PM 60	234.00
02310001265PM60	MODULO FOTOV-OPEN REN.POLICRIS.265-PM 60	SobConsulta

MODULOS FOTOVOLTAICO SONNENKRAFT

02310005KPV335	MODULO FOTOVOLTAICO MONO KPV ME NEC 335	174.00
----------------	---	--------

MODULOS FOTOVOLTAICO TISUN

02310005HTM280	MODULO FOTOV.HTM 280-PA60 KIOTO 15079000	143.00
02310005KPV290	MODULO FOTOVOLTAICO KPV 290 TISUN	589.00

MODULOS FOTOVOLTAICOS S-ENERGY

02310002265P10	MODULO FOTOV SN265 P-10 PRETO 265 Wp	SobConsulta
02310002270P10	MODULO FOTOV SN270 P-10 PRETO 270 Wp	SobConsulta
02310002275P10	MODULO FOTOV SN275 P-10 PRETO 275 Wp	SobConsulta
02310002280P10	MODULO FOTOV SN280 P-10 PRETO 280 Wp	SobConsulta
02310002300M10	MODULO FOTOV.SN300 M-10 PRETO 300 Wp	SobConsulta

SISTEMAS CONTAGEM MO**CONTADORES OWL**

0231400101	CONTADOR TRIFAS. OWL INTUITION STD C/TI	150.65
0231400103	CONTADOR MONOF. OWL INTUITION STD C/TI	125.23
0231400110	CONTADOR FOTOV OWL INTUITION PV MONOF.	138.30
0231400111	CONTADOR FOTOV OWL INTUITION PV TRIF.	214.67
0231400120	TRANSMISSOR 3 CANAIS OWL	49.40
0231400121	SENSORES STANDARD S OWL	19.36

TERMINAIS SOLAR**TERMINAIS SOLAR**

0231110101	TERMINAL END CAP	5.00
0231110103	TAMPA FINAL PARA APS YC2-50	3.75
0231110105	APS YC500 AC BUS END CAP	19.57
0231110106	APS YC1000 AC BUS END CAP	17.32

TOMADAS DE LIGACAO**TOMADAS DE LIGACAO**

0231080101	MC TOMADA KBT3II (TYP 3)	3.17
0231080102	MC TOMADA KBT4 6II(TYP 4)	1.17

SISTEMA SOLAR TERMICO TISUN**ACUMULA.+ISOLA.SOLAR****ACUMULADOR SOLAR AGUA QUENTE BE-SSP-2R**

023209011610714	1610714 ACUMULADOR A.Q.BE-SSP-2R 500L TI	1939.4
-----------------	--	--------

ACUMULADORES SOLARES**ACESSORIOS ACUMULADOR-TERMOMETROS**

023206221610285	1610285 ZT 75 TERMOMETRO INIDIC.BIMETAL	12.54
-----------------	---	-------

ACESSORIOS ACUMULADORES- ANODO EXT.TISUN

023206251610064	1610064 FA-S1 ANODO TITANIO CORREX UP	291.84
-----------------	---------------------------------------	--------

ACESSORIOS ACUMULADORES-BUCHAS IMERSAO

023206241020742	1020742 TH 100/3 BAINHA DE IMERSAO	8.96
-----------------	------------------------------------	------



ACUMULADORES SOLARES AQS BE-SSP

023206071610596	1610596 ACUMULADOR SOLAR BE-SSP-E300 TI	1324.6
-----------------	---	--------

PERMUTADORES CALOR PLACAS PISCINAS TISUN

023206151610374	1610374 PWT-SB 50 PERMUT.PLACAPISC.50M2	1584.0
023206151610375	1610375 PWT-SB 100 PERMUT.PLACA PISC100M	2483.1

PERMUTADORES DE CALOR DE PLACAS TISUN

023206141610365	1610365 PWT 20N PERMUTADOR CALOR PLACAS	378.48
023206141610366	1610366 PWT 30N PERMUTADOR CALOR PLACAS	483.03

RESISTENCIAS ELECTRICAS TISUN

023206161610469V	1610085 EEH 2500 RESIST.2.5KW 230-400	216.43
023206161610473V	1610089 EEH 6000 RESIST.6KW 230-400	278.11
023206161610744	1610744 TERMOSTATO TRIF.DUPLO STB98	143.62

UNIDADES DE REEQUIPAMENTO

023206101610203	1610203/002735 RESISTENC.2.2KW P/BE-SSPK	140.80
-----------------	--	--------

COLECTORES MOD2.0/2.**COLECTORES MODULOS SOLAR "TISUN"**

023202011430506	1430506 COLECTOR SOLAR FM-S 2.5 VERT.TIS	752.77
023202011430507	1430507 COLECTOR SOLAR FM-W 2.5 HORIZ.TI	784.13
023202011430539	1430539 COLECTOR SOLAR FM-S 2,0 VERT.TIS	635.67

MATERIAL MONT.FIXAÇÃO COLECTOR INTEGRADO

023202041410177	1410177 KIT BASE INTEGRACAO FMS 23°-70°	530.04
023202041410178	1410178 KIT AMPLIA.INTEGRADO FMS 23°-70°	204.67

MATERIAL MONTAGEM FIXACAO NO TELHADO

023202031410001	1410001 MONT.ANCORA CAVILHA P/BETAO	1.57
023202031430029	1430029/315103 ANCORA P/TELHA PADRAO	31.18
023202031430416	1430416 ANCORA BARROTE P/TELHA ALT.50MM	32.25
023202031430634	1430634 KIT CONEXAO HIDRAUL.0.3M+0.3MGFK	79.47
02320203332013	332013 GANCHO SALVA TELHAS ARTIC.DH FUT.	16.79

MATERIAL MONTAGEM FIXAÇÃO DO COLECTOR

023202061430166	1430166/334009 KIT BASICO AMPLIAÇ.FM-S	31.37
-----------------	--	-------

MATERIAL MONTAGEM P/COLECTORES SOLARES

02320202001	1430188 KIT BASE SUP. 0 GR P/FM-S 2.5	177.74
02320202002	1430189 KIT AMPL.SUP. 0 GR P/FM-S 2.5	77.37
02320202005	1430169 KIT BASE SUP.20 GR P/FM-S 2.5	311.57
02320202006	1430170 KIT AMPL.SUP.20 GR P/FM-S 2.5	155.79
02320202009	1430177 KIT BASE SUP.40 GR P/FM-S 2.5	394.16
02320202012	1430213 KIT AMPL.SUP.40 GR P/FM-W 2.5	156.83
02320202016	1430522 KIT BASE SUP.40 GR P/FM-S 2.0	374.30
02320202017	1430523 KIT AMPL.SUP.40 GR P/FM-S 2.0	187.15
02320202030	1410604 KIT AMPL.HIDR.LADO/LADO COL.AMP	48.13
02320202100	1430763 KIT S/FLEX.BASE 40 GR P/FM-S 2.5	309.48
023202021001	TUBO FLEX. 18MM C/ISOL.TISUN 1.2M	25.00
023202021002	TUBO FLEX. 18MM C/ISOL.TISUN 3M	35.00
023202021430746	1430746 COMP.EXP.P/FMS/W 2.0/2.5 0-20GR	80.51
023202021430747	1430747 COMP.EXP.P/FMS/W 2.0/2.5 40-60GR	104.56

PERFIS EM ALUMINIO P/MONTAGEM TISUN

023202081020150	1020150/332048 PERFIL EM ALUMINIO 6.15 M	9.94
023202081020186	1020186 CHAPA PARALELA APOIO 0° TISUN	21.96
023202081020187	1020187 CHAPA APARA 2 COLECT.TISUN	8.11
023202081020188	1020188 PIVOT UNIAO 2 PERFIS TISUN	2.27
023202081020424	1020424 APOIO ROTATIVO U TISUN	4.19
023202081040007	1040007 CHAPA ALUM.UNIAO 2 PERFIS TISUN	3.77
023202081040009	1040009 APOIO INFERIOR L TISUN	3.22
023202081040010	1040010 CLIP FIXAÇÃO DUPLO TISUN	5.09
023202081040011	1040011 CLIP FIXAÇÃO SIMPLES TISUN	4.40
0232020820	PARAFUSO SEXTAVADA INOX M8X25	0.22
0232020821	PARAFUSO SEXTAVADA INOX M8X60	0.42



0232020822	PORCA INOX M8	0.11
0232020823	ANILHA INOX M8	0.06
0232020824	ANILHA INOX M8 ABA LARGA	0.12
0232020830	UNIAO PONTE P/PERFIL 41X21 C/3 FUIROS	2.48

COLECTORES SOLARES G**COLECTOR MEDIDAS ESPECIAIS FA TISUN**

023203441430400	1430400 COLECTOR SUPERFICIE FA-SMA TISUN	599.00
023203441430401	1430401 COLECTOR SUPERFICIE FA-SMB TISUN	678.53

COMPONENTES SOLARES**BOMBAS DE ENCHIMENTO E DE LAVAGEM**

023204111510542	1510542 SFP-70 BOMBA ENCHIM.E LAV.ATÉ 70	994.27
-----------------	--	--------

CHAVES DE MONTAGEM P/CONEX..COLECTOR

023204131410319	1410319 MS/AB WZST CHAVE MONT.P/COLECT.	93.06
-----------------	---	-------

COMANDOS SOLARES TISUN

023204011510348	1510348 VPM-E MULTIPLEX MODULO ALARG.SOL	433.89
023204011510413	1510413 LED SIMPLEX COMANDO SOLAR CIR.UN	176.70

ESTAÇÕES SOLARES TISUN

023204021510309	1510309 SSR 25 ESTACAO SOLAR C/SENS.REG.	850.00
023204021510310	1510310 SSR 50 ESTACAO SOL.C/SENS.E REG.	900.18
023204021510311	1510311 SSR100 ESTACAO SOL.C/SENS.E REG.	1205.5
023204021510317	1510317 AS-SSR 25 KIT LIGACAO DO ACUMUL.	100.38
023204021510321	1510321 ISOLAMENTO P/EST.SOLAR SSR25	78.42
023204021510407	1510407 TERMOMETRO D51 L=60.5 TISUN	35.55
023204021510411	1510411 SFRE 25 ESTACAO SOLAR	504.98
023204021510414	1510414 SBV 22 TRAVAO C/ACÇÃO GRAVIDADE	50.19
023204021510446	1510446 TERMOMETRO P/ESTAÇÃO SOLAR D51mm	34.00
02320402330055	330055 DATALOGGER DL1	332.11
02320402330313	CALORIMETRO-PACK COMPL.C/MED.VOL.1.7M3/H	533.36
02320402330579	330579 SEPARADOR MICROBOLHAS	49.44
02320402330596	330596 KIT TUBOS ANTIGO AS-SD 25R	77.39
0232040241510373	1510373 BOMBA GRUBD SOL.15-70/130	271.84
0232040241510374	1510374 BOMBA GRUND.SOL.25-120/180 /11/2	455.70
0232040241510655	1510655 BOMBA WILO YONOS ST 15/7.0 PWM2	253.90
0232040241600000	1600000 BOMBA GRUND.UPS 25-80 (1x230V)	455.70

SENSORES DE TEMPERATURA TISUN

023204031510087	1510087 KFS 15 SENSOR TEMP.COLECTC/1.5M	27.18
023204031510090	1510090 USK PROTECT SOB.TENSAO C/CX	46.00

VALVULAS MISTURADORAS TERMOSTATI.TISUN

023204071510481	1510481 KIT JUNÇÕES P/MISTURADORA 1"	30.10
-----------------	--------------------------------------	-------

VASOS DE EXPANSÃO SOLAR TISUN

023204041510040	1510040 SAG 18R VASO EXP.SOLAR ATE 6 M2	65.86
023204041510040E	1510029 ELBI 18R VASO EXP.SOLAR ATE 6 M2	65.86
023204041510041E	1510030 ELBI 24 VASO EXP.SOLAR ATE10 M2	85.73
023204041510047	1510047 SAG 200R VASO EXP.SOLAR ATE 70 M2	517.54
023204041510049	1510049 SAG 300R VASO EXP.SOLAR ATE 125 M2	628.35

PECAS SUBSTITUICAO**PECAS DE SUBSTITUICAO**

023220301020158	1020158 VIDROS P/COLECTORES FMS 2.5	112.86
023220301310090	1310090 FLANGE TERMOSIFAO TISUN THSY	46.00
023220301310091	1310091 ANINHA VEDANTE P/FLANGE THSY	20.92
023220301310100	1310100 VALVULA SEG.TP 6 BAR 96° 3/4	27.86

TERMOMETROS P/ESTAÇÕES SOLARES TISUN

023220101510200	1510200 TERMOMETRO AZUL P/ESTAÇÃO SOLAR	10.76
023220101510201	1510201 TERMOMETRO VERM.P/ESTAÇÃO SOLAR	10.76

SISTEMA SOLAR TERMICO TISUN 2015**ACESS.P/SKR****ACESSORIOS P/ESTRUTURAS SKR**

+351 244 800 160
+351 244 802 323



geral@canalcentro.pt
info@canalcentro.pt



R. do Bailadouro s/nº,
2410-211 Pousos



02400110041773	1773 CONJ.CONECTOR ANGULAR P/EST.SKR500	22.74
ACUMULADORES		
ACESSORIOS ACUM.- ANODOS EXT.TISUN		
024005231610072	1610072 ANODO DE MAGNESIO 5/4	25.83
024005231610731	1610731 ANODO MAGNESIO 12 P/BE300	20.91
024005231620043	1620043 ANODO MAGNESIO 3/4 - 11/4	50.00
ACESSORIOS P/ACUMULADORES TISUN		
024005101020742	1020742 TH 100/3 BAINHA DE IMERSAO	8.96
024005101610068	1610068 TH 100 BAINHA DE IMERSAO	12.00
024005101610069	28000060 TH 150 BAINHA DE IMERSAO 1/2	13.00
024005101610070	28000070 TH 200 BAINHA DE IMERSAO 1/2	13.35
024005101610284	1610284 ZT 150 TERMOMETRO INIDIC.BIMETAL	17.06
024005101610318	1610318 BT 210 TERMOSTATO CALDEIRA	45.00
024005101610320	1610320 BT 100 TERMOSTATO CALDEIRA	39.00
024005101610743	1610743 REGUA P/ISOLAMENTO PC 2WR 3000	33.46
024005101620012	1620012 WT5 KIT RECIRCULACAO TISUN	102.34
024005101630004	1630004 VK1 VALVULA PRIORIDADE 5/4	66.00
ACUMULADORES BE-SSP-2R TISUN		
0240050801	1800 ACUM.COMPACT AQS 300L WWKS300	1245.7
0240050802	1802 ACUM.COMPACT AQS 500L WWKS500	1640.7
0240050803	121235/C ACUM.COMP.AQS 1000L DHW1000	2992.2
024005081610711	1611043 ACUMULADOR A.Q.BE-SSP-2R 200L TI	1065.0
024005081610712	1611044 ACUMULADOR A.Q.BE-SSP-2R 300L TI	1345.0
024005081610713	1611045 ACUMULADOR A.Q.BE-SSP-2R 400L TI	1695.0
024005081610714	1611046 ACUMULADOR A.Q.BE-SSP-2R 500L TI	1795.0
024005081610715	1610715 ACUMULADOR A.Q.BE-SSP-2R 750L TI	2555.0
024005081610716	1610716 ACUMULADOR A.Q.BE-SSP-2R 1000LTI	3015.0
024005081610709	1611166 ISOLAMENTO A.Q.BE-SSP-2R 750 TI	505.00
024005081610710	1611167 ISOLAMENTO A.Q.BE-SSP-2R 1000 TI	585.00
ACUMULADORES FS/1R TISUN		
0240050301610603	1610603 ACUMULADOR FS 375/1R	1421.5
024005031610303	1610303 ACUMULADOR FS 500/1R	1643.9
024005031610304	1610304 ACUMULADOR FS 800/1R	2419.7
024005031610305	1610305 ACUMULADOR FS 1000S/1R	2596.8
024005031610603	1610603 ACUMULADOR FS 375/1R	1488.0
024005031611181	1611181 ISOLAM.P/ACUMULADOR FS375/1R	359.98
024005031611182	1611182 ISOLAM.P/ACUMULADOR FS500/1R	369.14
024005031611183	1611183 ISOLAM.P/ACUMULADOR FS800/1R	560.67
024005031611184	1611184 ISOLAM.P/ACUMULADOR FS1000S/1R	631.48
ACUMULADORES INERCIA SK		
024005071610616	1610616 PARTE SUP.ISOLAMENTO PS 850/70	52.97
024005071610627	1610627 ISOLAMENTO PORTA VISITA 280/100	13.65
024005071610655	1611199 ACUMULADOR AGUA PS 500 TISUN	730.00
024005071610656	1611200 ACUMULADOR AGUA PS 800 TISUN	830.00
024005071610657	1611201 ACUMULADOR AGUA PS 1000B TISUN	890.00
024005071610658	1611202 ACUMULADOR AGUA PS 1000S TISUN	895.00
024005071610659	1611203 ACUMULADOR AGUA PS 1250 TISUN	1180.0
024005071610660	1611204 ACUMULADOR AGUA PS 1500 TISUN	1415.0
024005071610661	1611205 ACUMULADOR AGUA PS 2000 TISUN	1650.0
024005071610662	1611206 ACUMULADOR AGUA PS 2500 TISUN	2790.0
024005071610663	1611207 ACUMULADOR AGUA PS 3000 TISUN	2870.0
024005071610664	1611208 ACUMULADOR AGUA PS 4000 TISUN	4550.0
024005071610665	1611209 ACUMULADOR AGUA PS 5000 TISUN	4930.0
024005071610873	1611212 ISOVL PS 500 ISOLAM.P/ACUM.AGUA	495.00
024005071610874	1611213 ISOVL-PS 800 ISOLAM.P/ACUM.AGUA	625.00
024005071610875	1611214 ISOVL-PS 1000B ISOLAM.ACUM.AGUA	705.00
024005071610876	1611215 ISOVL-PS 1000S ISOLAM.ACUM.AGUA	710.00
024005071610877	1611216 ISOVL-PS 1250 ISOLAM.ACUM.AGUA	935.00
024005071610878	1611217 ISOVL-PS 1500 ISOLAM.ACUM.AGUA	1275.0



024005071610879	1611218 ISOVL-PS 2000 ISOLAM.ACUM.AGUA	1175.0
024005071610880	1611219 ISOVL-PS 2500 ISOLAM.ACUM.AGUA	1350.0
024005071610881	1611220 ISOVL-PS 3000 ISOLAM.ACUM.AGUA	1620.0
024005071610882	1611221 ISOVL-PS 4000 ISOLAM.ACUM.AGUA	1705.0
024005071610883	1611222 ISOVL-PS 5000 ISOLAM.ACUM.AGUA	2465.0
02400507SLSS0800	2235 ACUMULADOR INERCIA 800LT SLSS800 SK	1127.0

ACUMULADORES PRO-CLEAN /PRO-HEAT TISUN

02400501121229	121229 ACUMULA.DHW300 SEM EST.PRZ SK	935.00
02400501121229C3	121229/C3 ACUMULA.DHW300 PRZ SK	1485.0
024005011610921	1611123 PC 500 ACUMULADOR PRO-CLEAN	1774.0
024005011610922	1611124 PC 800 ACUMULADOR PRO-CLEAN	2010.6
024005011610923	1611125 PC 1000B ACUMULADOR PRO-CLEAN	2128.8
024005011610924	1611126 PC 1000S ACUMULADOR PRO-CLEAN	2128.8
024005011610925	1611127 PC 1250 ACUMULADOR PRO-CLEAN	2601.9
024005011610926	1611128 PC 1500 ACUMULADOR PRO-CLEAN	3311.5
024005011610927	1611129 PC 2000 ACUMULADOR PRO-CLEAN	4115.0
024005011610928	1611130 PC 2500 ACUMULADOR PRO-CLEAN	4410.0
024005011610929	1611131 PC 3000 ACUMULADOR PRO-CLEAN	4760.0
024005011610932	1611144 PC 2WR 1250 ACUMULADOR PRO-CLEAN	3666.3
024005011610933	1611145 PC 2WR 1500 ACUMULADOR PRO-CLEAN	4494.2
024005011610934	1611146 PC 2WR 2000 ACUMULADOR PRO-CLEAN	5026.4
024005011610935	1611147 PC 2WR 2500 ACUMULADOR PRO-CLEAN	5590.0
024005011610936	1611148 PC 2WR 3000 ACUMULADOR PRO-CLEAN	5810.0
024005011610937	1611149 PC 2WR 4000 ACUMULADOR PRO-CLEAN	7690.0
024005011610938	1611150 PC 2WR 5000 ACUMULADOR PRO-CLEAN	7880.0
024005011610939	1611168 PH 500 ACUMULADOR PRO-HEAT	982.00
024005011610940	1611169 PH 800 ACUMULADOR PRO-HEAT	1146.3
024005011610941	1611170 PH 1000B ACUMULADOR PRO-HEAT	1215.0
024005011610942	1611171 PH 1000S ACUMULADOR PRO-HEAT	1336.2
024005011610943	1611172 PH 1250 ACUMULADOR PRO-HEAT	1530.0
024005011610944	1611173 PH 1500 ACUMULADOR PRO-HEAT	1750.0
024005011610945	1611174 PH 2000 ACUMULADOR PRO-HEAT	2112.0
024005011610946	1611175 PH 2500 ACUMULADOR PRO-HEAT	2750.0
024005011610947	1611176 PH 3000 ACUMULADOR PRO-HEAT	3256.0
024005011610948	1611177 PH 4000 ACUMULADOR PRO-HEAT	4895.0
024005011610949	1611178 PH 5000 ACUMULADOR PRO-HEAT	5710.0
024005011610950	1611133 ISOVS-PCH 500 ISOLAM.PC+PH	554.95
024005011610951	1611134 ISOVS-PCH 800 ISOLAM.PC+PH	780.12
024005011610952	1611135 ISOVS-PCH 1000B ISOLAM.PC+PH	845.00
024005011610953	1611136 ISOVS-PCH 1000S ISOLAM.PC+PH	909.76
024005011610954	1611137 ISOVS-PCH 1250 ISOLAM.PC+PH	1099.7
024005011610955	1611138 ISOVS-PCH 1500 ISOLAM.PC+PH	1241.8
024005011610956	1611139 ISOVS-PCH 2000 ISOLAM.PC+PH	1260.0
024005011610957	1611140 ISOVS-PCH 2500 ISOLAM.PC+PH	1430.0
024005011610958	1611141 ISOVS-PCH 3000 ISOLAM.PC+PH	2843.9
024005011610961	1611153 ISOVS-PC 2WR 1250 ISOLAM.PC	1099.7
024005011610962	1611154 ISOVS-PC 2WR 1500 ISOLAM.PC	1253.2
024005011610963	1611155 ISOVS-PC 2WR 2000 ISOLAM.PC	1371.5
024005011610964	1611156 ISOVS-PC 2WR 2500 ISOLAM.PC	1460.0
024005011610965	1611157 ISOVS-PC 2WR 3000 ISOLAM.PC	1730.0
024005011610966	1611158 ISOVS-PC 2WR 4000 ISOLAM.PC	1865.0
024005011610967	1611159 ISOVS-PC 2WR 5000 ISOLAM.PC	2880.0
024005011611149	1611149 PC 2WR 4000 ACUMULADOR PRO-CLEAN	7690.0
024005011611158	1611158 ISOVS-PC 4000 ISOLAM.PC 2WR	1865.0

ACUMULADORES PS 1R TISUN

024005060500	2486 ACUMULADOR SONNENTANK 500 SOTF500	1012.1
024005060800	2487 ACUMULADOR SONNENTANK 800 SOTF800	1353.2
024005061000	2488 ACUMULADOR SONNENTANK 1000 SOTF1000	1466.9
024005061500	2489 ACUMULADOR SONNENTANK 1500 SOTF1500	1648.9



+351 244 800 160
+351 244 802 323



geral@canalcentro.pt
info@canalcentro.pt



R. do Bailadouro s/nº,
2410-211 Pousos



0240050611500	2533 ISOV ACUM.SONNENTANK 1500 ISOTF1500	534.48
PERMUTADORES DE CALOR DE PLACAS TISUN		
02400512141228	141228 PWT SET LIGACAO 1 PERMUTADOR	84.15
02400512141232	141232 PWT 40I PERMUTAD.CALOR PLACAS SK	466.23
02400512141236	141236 PWT 70I PERMUTAD.CALOR PLACAS SK	591.32
02400512141237	141237 PWT 120I PERMUTAD.CALOR PLACAS SK	726.64
024005121610969	1610969 PWT 10 PERMUTADOR CALOR PLACAS	327.00
024005121610970	1610970 PWT 25 PERMUTADOR CALOR PLACAS	373.00
024005121610971	1610971 PWT 50 PERMUTADOR CALOR PLACAS	605.00
024005121610972	1610972 PWT 75 PERMUTADOR CALOR PLACAS	773.00
024005121610973	1610973 PWT 100 PERMUTADOR CALOR PLACAS	1152.0
024005121610974	1610974 PWT 150 PERMUTADOR CALOR PLACAS	1965.0
024005121610975	1610975 PWT 200 PERMUTADOR CALOR PLACAS	2015.0
024005121610976	1610976 PWT 300 PERMUTADOR CALOR PLACAS	2650.0
024005121610977	1610977 PWT 500 PERMUTADOR CALOR PLACAS	3470.0
024005121610978	1610978 PWT-SB 25 PERMUTADOR PLACAS	990.00
PERMUTADORES PC/ PH TISUN		
02400502011620093	1620093 PERMUTADOR ESFERA ST10 PC/PH	995.00
02400502021620094	1620094 PERMUTADOR ESFERA ST20 PC/PH	1216.8
02400502031620095	1620095 PERMUTADOR ESFERA ST40 PC/PH	1573.8
02400502041620002	1620002 PERMUTADOR ESFERA ST60K PC/PH	2483.5
02400502051620003	1620003 PERMUTADOR ESFERA ST60 PC/PH	2184.9
02400502061610561	1610561 ISOVS-ST10-40 ISOLAMENTO PC/PH	336.61
02400502071610562	1610562 ISOVS-ST60K ISOLAMENTO PC/PH	456.00
02400502081610563	1610563 ISOVS-ST60* ISOLAMENTO PC/PH	495.80
02400502082359	2359 KIT MONTAGEM P/ST10 SK	SobConsulta
02400502082360	2360 KIT MONTAGEM P/ST20 SK	90.00
02400502082362	2362 KIT MONTAGEM P/ST60/80 SK	SobConsulta
02400502091610111	1610111 STAS 34 KIT CONEXAO PERMUT.PC+PH	54.58
02400502101610112	1610112 STAS 1 KIT CONEXAO PERMUT.PC+PH	81.88
02400502111610113	1610113 STAS 54 KIT CONEXAO PERMUT.PC+PH	164.89
02400502121620000	1620000 FLP-ST PLACA CEGA FLANGE P/PERM.	10.24
02400502131610608	1610608 EDS 64 LANÇA DE ESTRATIFICAÇÃO	115.00
02400502141620025	1620025 PVS-K TUBO ONDULADO DE UNIAO	15152
02400502151620026	1620026 PVS-K-VK TUBO ONDULADO DE UNIAO	250.00
02400502161620028	1620028 PVS-L-VK TUBO ONDULADO DE UNIAO	290.00
RESISTENCIAS TISUN		
02400511120001	120001 EHP25 390 RESIST.2.5KW 230-400 SK	206.96
02400511120002	120002 EHP45 470 RESIST.4.5KW 400 V SK	229.70
024005111610469	1610469 EEH 2500 RESIST.2.5KW 230-400	220.00
024005111610470	1610470 EEH 3000 RESIST.3KW 230-400	225.00
024005111610472	1610472 EEH 4500 RESIST.4.5KW 230-400	270.00
024005111610473	120003 EEH 6000 RESIST.6KW 230-400 SK	275.00
024005111610474	120004 EEH 9000 RESIST.9 kW 230-400 SK	280.00
024005111610609	1610609 AUMENTO P/RESISTENCIA TISUN	35.25
024005111750	1750 DHWFL FLANGE 180MM C/ROSCA 11/2 SK	46.71
024005111833	1833 FLH25 2.5KW RESIST.230V C/FLANGE SK	270.00
024005112521	2521 SONNENBOOSTER (RESISTENCIA) 5.2KW 11/2	733.46
SEPARADORES MICRO-BOLHAS P/CIRC.AQUECIM.		
024005201610606	1610606 SEPARADOR MICROBOLHAS P/CIRC.AQ	244.65
02400520200	AUMENTO 13CM MM 11/2 P/PROCLEAN	4.71
COLECTORES		
PEÇAS P/ESTRUTURAS SKR500		
02400130110336	110336 PERFIL BASICO 1COL. TSN1-GS L=1168MM	45.49
02400130110337	110337 PERFIL AMPLIACAO 1COL. TSN1-ES L=1280MM	47.76
02400130110338	110338 PERFIL BASICO 2COL. TSN2-GS L=2448MM	83.01
02400130110339	110339 PERFIL AMPLIACAO 2COL. TSN2-ES L=2560MM	87.56
02400130110342	110342 CONECTOR PERFIL INTERMEDIO TSV-B	12.51
02400130110350	110350 ANGULO FIXACAO 0° COL.VERT.SKRAWN	40.94



02400130110351	110351 ANGULO FIXACAO 0° COL.HORIZ..SKRAWL	35.25
02400130110354	110354 PERFIL INCLIN.35°-50° COL.VERT..SKRA35-50	62.54
02400130170784	170784 MANUAIS TECNICOS SKR500	10.23

COLETORES PFM E EST**ACESSORIOS PARA ESTRUTURAS TISUN**

024001061020773	1020773 PERFIL NOVO UG09 ALUMINIO 6.22 M	13.66
024001061020776	1020776 REGUA TISUN	2.56
024001061020777	1020777 PERNO ROSCADO TISUN	0.13
024001061030401	1030401 PARAFUSO TISUN M8 CAB. MARTELO	2.05
024001061040704	1040704 REFORCO TISUN	1.26
024001061040705	1040705 CLIP TISUN	1.00
0240010614016	14016 GANCHO TELHADO AJUST.INOX 30x5 MM	11.00
024001061410001	1410001 PARAFUSO BUCHA METAL.P/BETAO	1.64
024001061430033	1430033 PARAFUSO INOX ROSCA DUPLA	16.38
024001061430789	1430789 KIT ESCORAMENTO PFM-S-G	20.48
024001061430790	1430790 KIT ESCORAMENTO PFM-W-G	30.72

COLETORES PFM TISUN

02400101111137	111137 COLECTOR SOLAR SK500N-ECO-AL 2.57M2 VERT.	653.33
02400101111198	111198 COLECTOR SOLAR SKR500 2.5M2 VERT.	635.26
02400101111199	111199 COLECTOR SOLAR SKR500 2.5M2 HORZ.	681.98
024001011430683	1430683 COLECTOR SOLAR PFM-S 2.0 VERT.	447.08
024001011430685	1430685 COLECTOR SOLAR PFM-S 2.5 VERT.	527.33
024001011430686	1430686 COLECTOR SOLAR PFM-W 2.5 HORIZ.	635.26
024001011430687	1430687 COLECTOR SOLAR PFM-S 3.3 VERT.	801.06
024001011430688	1430688 COLECTOR SOLAR PFM-W 3.3 HORIZ.	940.00

ESTRUTURAS P/SKR500 0° SK

02400107013702	3702 ESTRUTURA 0° P/1 COLECT.SKR0K1	137.60
02400107023400	3400 ESTRUTURA 0° P/2 COLECT.SKR0K2	175.12
02400107033401	3401 ESTRUTURA 0° P/3 COLECT.SKR0K3	276.33
02400107043402	3402 ESTRUTURA 0° P/4 COLECT.SKR0K4	357.07
02400107053403	3403 ESTRUTURA 0° P/5 COLECT.SKR0K5	458.27
02400107063404	3404 ESTRUTURA 0° P/6 COLECT.SKR0K6	539.01

ESTRUTURAS P/SKR500 INCLINADAS 35-50° SK

02400108013704	3704 ESTRUTURA 40° P/1 COLECT.SKR50K1	180.81
02400108023418	3418 ESTRUTURA 40° P/2 COLECT.SKR50K2	218.33
02400108033419	3419 ESTRUTURA 40° P/3 COLECT.SKR50K3	341.15
02400108043420	3420 ESTRUTURA 40° P/4 COLECT.SKR50K4	443.49
02400108053421	3421 ESTRUTURA 40° P/5 COLECT.SKR50K5	566.30
02400108063422	3422 ESTRUTURA 40° P/6 COLECT.SKR50K6	668.64

ESTRUTURAS PFM INCLINADAS TISUN

0240010401430806	1430806 SUP.BASE PFM-S2.0/2.5 UG GS	68.00
0240010401430807	1430807 KIT AMPL.PFM-S2.0/2.5 UG ES	79.00
0240010401430808	1430808 KIT PFM-S3.30 40-60 GR	96.00
0240010401430809	1430809 KIT PFM-S3.3 40-60 GR	110.00
0240010401430811	1430811 KIT PFM-W 2.0 40-60 UG GS	94.00
0240010401430812	1430812 KIT BASE PFM-W2.5 UG GS	99.00
0240010401430813	1430813 KIT AMPLIACAO PFM-W2.5 UG GS	110.00
0240010401430814	1430814 KIT BASE PFM-W3.30 40-60 UG GS	120.00
0240010401430815	1430815 KIT BASE PFM-W3.30 40-60 UG ES	129.00
02400104051420940	1420940 KIT BASE PFM-S 2.0/2.5 40-60.GR	294.00
02400104051420940A	1420940 KIT BASE PFM-S 2.0/2.5 40-60.GR	294.00
02400104051420940E	KIT BASE PFM-S 2.0/2.5 40-60.GR ECO	148.48
02400104051430715	-1430715 SUP.BASE PFM-S 2.0/2.5 40-60	SobConsulta
02400104051430806	-1430806 SUP.BASE PFM-S 2.0/2.5 UG GS	SobConsulta
02400104061421137	1421137 KIT AMPL.PFM-S 2.0/2.5 40-60.GR	192.00
02400104061421137A	1421137 KIT AMPL.PFM-S 2.0/2.5 40-60.GR	192.00
02400104061421137E	KIT AMPL.PFM-S 2.0/2.5 40-60.GR ECO	128.00
02400104061421137N	KIT AMPL.PFM-S 2.0/2.5 40-60.GR ECO novo	128.00
02400104061430807	-1430807 KIT AMPL.PFM-S 2.0/2.5 UG ES	SobConsulta



02400104071420960A	1420960 KIT BASE PFM-S 3.3 40-60.GR	476.00
02400104081421141A	1421141 KIT AMPL.PFM-S 3.3 40-60.GR	300.00
02400104161421143A	1421143 KIT AMPL.PFM-W 2.0 40-60.GR	284.00
02400104171420978	1420978 KIT BASE PFM-W 2.5 40-60.GR	289.00
02400104171420978A	1420978 KIT BASE PFM-W 2.5 40-60.GR	289.00
02400104171430719	-1430719 SUP.BASE PFM-W 2.01/2.55/3.30	SobConsulta
02400104171430726E	1430726 KIT BASE PFM-W 2.5 40-60.GR ECO	198.00
02400104171430727E	1430727 KIT AMPL.PFM-W 2.5 40-60.GR ECO	211.14
02400104171430812	-1430812 SUP.BASE PFM-W 2.5 UG GS	SobConsulta
02400104181421145	1421145 KIT AMPL.PFM-W 2.5 40-60.GR	300.00
02400104181421145A	1421145 KIT AMPL.PFM-W 2.5 40-60.GR	300.00
02400104181430813	-1430813 SUP.BASE PFM-W 2.5 UG GS	SobConsulta
02400104191420983A	1420983 KIT BASE PFM-W 3.3 40-60.GR	310.00
02400104201421147A	1421147 KIT AMPL.PFM-W 3.3 40-60.GR	319.00
0240010421110050	110050 ESKR KIT EXTENSAO 2 COLECTORES	27.29
0240010421110431	110431 GSSKR KIT BASICO 4 ACESS.LIG.COL	88.70
02400104211530031	1530031 KIT 4 ACESS.HGC P/KIT BASE 22MM	85.50
02400104212579	2579 KIT 4 ACES.GSPFMC22 P/KIT BASE 22MM	122.06
02400104212581	2581 KIT 4ACES.GSPFMWR20 P/KIT BASE DN20	128.50
02400104221040715	1040715 CONJ.2 MANGUITOS C/ORING 22MM	39.80
02400104551430777	1430777 TE SAIDA C/BAINHA 22MM	33.98
02400104561430730	1430730 TE SAIDA SEM BAINHA 22MM	30.31
02400104661040716	1040716 TAMPO CEGO P/PFM 22MM	14.00
0240010480	TRIANGULO C/TRAVAMENTO	43.00
0240010480E	TRIANGULO C/TRAVAMENTO ED	71.67
0240010481	TRIANGULO SIMPLES	33.00
0240010482	TRIANGULO PFM-W 40/60 ECO	37.00

ESTRUTURAS PFM TISUN

024001031430715	1430715 TRIANGULO PFM-S 2.0/2.5 40-60	113.00
024001031430717	1430717 KIT PFM-S 3.30 40-60 GR	190.00
024001031430719	1430719 TRIANGULO PFM-W 2.01/2.55/3.30	95.00
024001031430720	1430720 KIT BASE SUP.PFM-S 2.0/2.5 -0.GR	73.00
024001031430721	1430721 KIT AMPL.SUP.PFM-S 2.0/2.5 -0.GR	79.00
024001031430722	1430722 KIT BASE.SUP.PFM-S 3.3 0.GR	97.00
024001031430723	1430723 KIT AMPL.SUP.PFM-S 3.3 0.GR	110.00
024001031430724	1430724 KIT BASE SUP.PFM-W 2.0 0.GR	85.00
024001031430725	1430725 KIT AMPL.SUP.PFM-W 2.0 0.GR	96.00
024001031430726	1430726 KIT BASE SUP.PFM-W 2.5 0.GR	101.00
024001031430727	1430727 KIT AMPL.SUP.PFM-W 2.5 0.GR	111.00
024001031430728	1430728 KIT BASE SUP.PFM-W 3.3 0.GR	121.00
024001031430729	1430729 KIT AMPL.SUP.PFM-W 3.3 0.GR	131.00

COMPONENTES SOLARES**ACESSORIOS SOLARES TISUN**

02400403001335	1335 AG18 VASO EXPAN.SOLAR 18 L SK 5M2	47.76
02400403001336	1336 AG25 VASO EXPAN.SOLAR 25 L SK 7,5M2	61.41
02400403001337	1337 AG35 VASO EXPAN.SOLAR 35 L SK 10M2	72.78
02400403001338	1338 AG50 VASO EXP.SOL.50 L SK 12,5 A 15	109.17
02400403001339	1339 AG80 VASO EXP.SOL.80 L SK 20 A 25M2	183.08
02400403001340	1340 AG100 VASO EXP.SOLAR 100 L SK 30M2	212.65
02400403001377	1377 AG300 VASO EXPANSAO SOLAR 300 L SK	561.75
02400403001398	1398 AG200 VASO EXPANSAO SOLAR 200 L SK	325.22
02400403001504	1504 AG150 VASO EXPANSAO SOLAR 150 L SK	247.90
02400403071510045	1510045 SAG 100R VASO EXP.SOLAR ATE 40M2	291.84
02400403081510046	1510046 SAG 140R VASO EXP.SOLAR ATE 50M2	471.04
02400403091510047	1510047 SAG 200R VASO EXP.SOLAR ATE 70M2	522.24
02400403101510049	1510049 SAG 300R VASO EXP.SOLAR 125M2	640.00
02400403111510051	1510051 SAG 500R VASO EXP.SOLAR 200 M2	1065.0
02400403131510494	1510494 AS-SAG 34 2mH KIT LIG.VASO 33L	113.00
024004031401095	1095 SUPORTE VASO EXPANSAO P/DEP.AQS 18-25	15.92

+351 244 800 160
+351 244 802 323geral@canalcentro.pt
info@canalcentro.ptR. do Bailadouro s/nº,
2410-211 Pousos

024004031401660	1660 LIGACAO FLEXIVEL P/DEP.AQS AG 3/4 DN16	17.06
02400403141323	141323 KIT LIG.VASO EXPANSAO SK	70.60
02400403141324	141324 KIT LIG.VASO EXPANSAO NOVO SK	60.65
02400403141510341	1510341 AS-SAG 34 2m KIT LIG.VASO +50L	95.00
024004031510417	1510417 PURGADOR AUTOCLOSE	190.00
02400403151510316	1510316 AS-SAG 1 KIT LIG.VASO 1" 2m +80L	125.00
02400403161510724	1510724 AS-SS25 -50 KIT 2 TUBOS LIG.ACUM	97.92
02400403191510243	1510243 VALVULA 3WW 54 RI 5/4 C/MOT.220V	155.00
0240040322120013	120013 VALVULA MIST.TBM20 AGUA SER.3/4SK	75.05
0240040322120014	120014 VALVULA MIST.TBM25 AGUA SER.1 SK	151.24
02400403221510565	1510565 VALVULA MISTURADORA AGUA SER.3/4	77.83
02400403231510566	1510566 VALVULA MISTURADORA AGUA SER.1	120.00
02400403241510574	1510574 ISO BMV 34 ISOLAMENTO VALV.3/4	16.00
02400403251510575	1510575 ISO BMV 34 ISOLAMENTO VALV.1	15.00
02400403271510755	1510755 VENTILADOR PFM HORIZONTAL	250.00
02400403291510296	1510296 TCS2-121 VALV.REG.CAUDAL 2-12L/M	195.00
02400403351510513	1510513 ANTICONGELANTE FWF-F 28°C 24LT	107.82
0240040336140005	140005 ANTICONGELANTE CONC.FSK10 10LT SK	63.68
02400403361453	1453 ANTICONGELANTE CONC.FSK25 25LT SK	153.52
02400403361799	1799 ANTICONGELANTE FSM25 25°C 25LT SK	108.03
02400403391510729	1510729/1510615 FWF-F 24L ANT-CONG.MISTU	108.14
0240040341141633	141633 FPPRO BOMBA ENCHIM.230V 50M SK	750.00
02400403411510542	1510542 SFP-70 BOMBA ENCHIM.E LAV.ATÉ 70	965.00
0240040342081324	081324 REFRACTOMETRO ANALOGICO	135.00
02400403421510063	1510063 MALETA DE INSPECCAO SOLAR	394.79
02400403431510068	1510068 SC-PH TIRAS DE VALOR MEDICAO PH	25.00
02400403441510069	1510069 SC-PP PLAQUETA DE VERIFICACAO	17.00
02400403451510071	1510071 SC-HP PLAQUETA DE INDICACAO	17.00
02400403461510070	1510070 SC-RM REFRACTOMETRO	175.00

CENTRALINAS 2015 TISUN

02400401002	11500468 CENTRALINA BASICA CS/2 - 1S	133.80
02400401004	11543168 CENTRALINA SLL (SIMPLEX) - 2S	199.35
02400401006	11500345 CENTRALINA SL (SIMPLEX) - 3S	229.54
02400401008	11500495 CENTRALINA SLT (DUPLEX)	248.40
02400401020	18001210 MODULO COMUNICACAO RESOL KM2	210.00
0240040113000020	13000020 GRUNDFOS DIRECT SENSOR VFS 1-12	109.20
0240040113000030	13000030 GRUNDFOS DIRECT SENSOR VFS 2-40	127.00
0240040113530523	13530523 CONTADOR ENTALPIA WMZ V40-100	887.04
024004011450	1450 CAUDALIMETRO P/EST.SOLAR 110MM SK	114.85
024004011458	1458 CENTRALINA SIMPLEX STRGO SK	194.45
024004011510660	1510660 CENTRALINA MULTIPLEX TISUN	440.00
024004011510681	1510681 MODULO WEB DATALOGGER TISUN	495.00
024004011510734	1510734 CAUDALIMETRO V40-0,6 M3H	258.00
024004011510735	1510735 CAUDALIMETRO V40-1,5 M3H	280.00
024004011510736	1510736 CAUDALIMETRO V40-2,5 M3H	447.00
0240040118000990	18000990 RESOL DATALOGGER DL3	706.33
024004015374	5374 SMARTBOX FWS30	109.60

ESTAÇÕES SOLARES 2015 TISUN

02400402011189	1189 STRGKF SENSOR TEMP.COLECT.PT1000 SK	19.33
02400402011487	1487 STRGSF SENSOR TEMP.ACUMUL.PT1000 SK	15.92
02400402011510087	1510087 KFS 15 SENSOR TEMP.COLECTC/1.5M	26.00
02400402011510088	1510088 SFK 30 SENSOR TEMP.ACUMUL.C/3M	26.00
02400402011510089	1510089 KFS 50 SENSOR TEMP.ACUMUL.C/5M	32.00
02400402011510568	1510568 SG-GM 150H EST.SOLAR GR.SUPERF.	2370.0
02400402130591	130591 VALV.ANTI-TERMOS.RLGHE/VAS/KFE SK	39.00
02400402131337	131337 RLGHE ESTACAO SOLAR 1 VIA SK	550.00
024004021447	1447 SSTX100 DN25 ESTACAO SOLAR DUPLA SK	957.48
024004021510414	1510414 SBV 22 VALV.CORTE ANTI.RET.C/MAN	49.00
024004021510673	1510673 SFH 50 EST.SOLAR DUP.A.EF.S/CENT	608.63



+351 244 800 160
+351 244 802 323



geral@canalcentro.pt
info@canalcentro.pt



R. do Bailadouro s/nº,
2410-211 Pousos



canalcentro

024004021510676	1510676 SSRH 50 EST.SOL.DUP.A.EF.C/DUPL.	1129.2
024004021510677	1510677 SSRH 100 EST.SOL.DUP.A.EF.C/DUPL	2112.9
024004021510883	1510883 SFH 100 ESTACAO SOLAR DUPLA	1915.0
024004021510931	1510931 SFRH 25 EST.SOLAR DUPLA C/SIMP.	873.88
024004021510980	1510980 SFRH 50 EST.SOLAR DUPLA C/SIMP.	892.73
024004021731	1731 SST25/2E ESTACAO SOLAR DUPLA SK	720.00
02400402S02484	2484 ESTACAO SOLAR ATE 25M2 STRGO BL25ST	1466.9
02400402S02536	2536 ESTAC.AQS INST.2-40 FWS40HYDROST CU	1694.4

TUBOS INOX CORRUG.SOLAR C/SENSOR E ACESS

02400406016	TUBO CORRUGADO INOX UV ISOLADO DN16	SobConsulta
02400406016010	141809 TUBO CORRUG.INOX UV ISOL.D16 10MT	217.60
02400406141874	141874 LIGADOR INOX CORRUG.2X3/4 M	23.25

VALVULA MOTORIZADA SOLAR RESOL

0240040527000170	27000170 VAL 2 VIAS MOTORIZ VA22 - 3/4	147.23
0240040527000180	27000180 VAL 2 VIAS MOTORIZ VA22 - 1	153.08
0240040527000190	27000190 VAL 3 VIAS MOTORIZ VA32 - 3/4	152.10
0240040527000200	27000200 VAL 3 VIAS MOTORIZ VA32 - 1	156.98
0240040527000310	27000310 VAL 3 VIAS MOTORIZ VA32 - 11/4	173.55
0240040527000390	27000390 VAL 2 VIAS MOTORIZ VA22 - 11/4	186.23

KITS SOLARES**KITS SOLARES PF-SFS C /FS TISUN**

024002021321002	KIT SOLAR FS 375LTS 2.0 PFM C/4M2	3974.5
0240020213210020	KIT SOLAR FS 375LTS 2.5 PFM C/5M2 TM	3707.9
02400202132100200	KIT SOLAR FS 375LTS 2.5 PFM C/5M2	4135.1
02400202132100201	KIT SOLAR FS 375LTS 2.5 SKR C/ 5M2 SK	4307.7
02400202132100202	KIT SOLAR FS 375LTS 2.5 PFM-W C/5M2	4350.9
0240020213210021	KIT SOLAR FS 500LTS 2.5 PFM C/5M2 TM	3939.4
0240020213210022	KIT SOLAR FS 375LTS 2.0 PFM C/4M2 TM	3547.4
0240020213210023	KIT SOLAR FS 500LTS 2.0 PFM C/4M2 TM	3778.9
024002021321006	KIT SOLAR FS 800LTS 2.0 PFM C/4M2	6250.0
024002021321026	KIT SOLAR FS 800LTS 2.5 PFM C/10M2 TM	6768.6
024002021321161	KIT SOLAR FS 500LTS 2.0 PFM C/4M2	4206.1
0240020213211610	KIT SOLAR FS 500LTS 2.5 PFM C/5M2	4366.6
02400202132116100	KIT SOLAR FS 500LTS 2.5 SKR C/5M2 SK	5809.8
02400202132116101	KIT SOLAR FS 500LTS 2.5 PFM-W C/5M2	4582.5
0240020213211611	KIT SOLAR FS 800LTS 2.5 PFM C/5M2	SobConsulta

KITS SOLARES PF-SHS P.CLEAN+SSRH TISUN

024002031321162	KIT SOL.PC 500L 2.5 PFM C/7.5M2 SFRH	6628.9
0240020313211620	KIT SOL.PC 500L 2.5 SKR C/7.5M2 SFRH	6981.2
024002031321163	KIT SOL.PC 800L 2.5 PFM C/7.5M2 SFRH	7072.4
0240020313211630	KIT SOL.PC 800L 2.5 SKR C/7.5M2 SFRH	7424.7
024002031321165	KIT SOL.PC 1000L 2.5 PFM C/12.5M2 SFRH	8674.1
0240020313211650	KIT SOL.PC 1000L 2.5 SKR C/12.5M2 SFRH	8980.3

KITS SOLARES PF-SHS PS+SFR TISUN

024002050504PFM	KIT SOLAR 500LTS 2.5 C/10M2 SOT504PFM	6727.3
024002050504SKR	KIT SOLAR 500LTS 2.5 C/10M2 SOT504SKR	7187.4
024002050805PFM	KIT SOLAR 800LTS 2.5 C/12.5M2 SOT805PFM	7658.3
024002050805SKR	KIT SOLAR 800LTS 2.5 C/12.5M2 SOT805SKR	8226.4
024002051006PFM	KIT SOLAR 1000LTS 2.5 C/15M2 SOT1006PFM	8363.0
024002051006SKR	KIT SOLAR 1000LTS 2.5 C/15M2 SOT1006SKR	9039.1
024002051508PFM	KIT SOLAR 1500LTS 2.5 C/20M2 SOT1508PFM	10324
024002051508SKR	KIT SOLAR 1500LTS 2.5 C/20M2 SOT1508SKR	11216

KITS SOLARES PF-SWS TISUN

0240020100683	KIT SOLAR COMPACT 300LTS 2.0 PFM C/4M2	3232.9
0240020100685	KIT SOLAR COMPACT 300LTS 2.5 PFM C/5M2	3393.4
0240020100686	KIT SOLAR COMPACT 300LTS 2.5 SKR C/5M2	3637.7
0240020100688	KIT SOLAR COMPACT 500LTS 2.5 PFM C/5M2	3790.7
0240020100689	KIT SOLAR COMPACT 500LTS 2.5 SKR C/5M2	4035.0



+351 244 800 160
+351 244 802 323



geral@canalcentro.pt
info@canalcentro.pt



R. do Bailadouro s/nº,
2410-211 Pousos



0240020100690	KIT SOLAR COMPACT 500LTS 2.5 PFM C/7.5M2	4332.8
0240020100691	KIT SOLAR COMPACT 500LTS 2.5 SKR C/7.5M2	4685.1
0240020103707	KIT SOLAR 300LTS RLGHE 2.0 PFM C/4M2	3720.0
0240020103708	KIT SOLAR 300LTS RLGHE 2.5 PFM C/5M2	3890.0

PECAS ASSISTENCIA TE**PEÇAS P/ESTAÇÕES SOLARES AG.FRESCA TISUN**

02408005001	1020565 ORING P/PFM CONECTIONS BLACK	14.00
02408005010	110003 ORING ALTA TEMPERAT.P/SK500 1"	0.90
024080055186	5186 ORINGS P/SET VLD A PARTIR DE 2011	22.00
024080055265	5265 ORINGS P/FWS RG/OR ANTES DE 2011	22.00
024080055392	5392 PERMUTADOR DE PLACAS P/FWM35 FABRI.2007	384.00

PEÇAS P/GRUPO E ESTAÇÕES SOLARES TISUN

0240800300130034	130034 INDICADOR FLUIDO PSKR/DMS	46.00
0240800300130064	130064 VALV.ENCHIMENTO KFE/RLG	54.00
0240800300130065	130065 TERMOMETRO BTM2 SK	10.40
0240800302130068	130068 CAUDALIMETRO RLG-DMS	48.00
0240800302130305	130305 FREIO DE GRAVIDADE SKBVL	64.00
0240800304130342	130342 VALVULA ESFERA FLUXO SKB20MBAR SKBVL15	59.00
0240800304130343	130343 VALVULA RETORNO SKB 20 MBAR SKBRLZ15	59.00
02408003065049	5049 CAUDALIMETRO 1-13L/MIN.P/SST SK	48.00
024080045320	5320 SENSOR DE FLUXO VFD SL/SLX SLSVFD1	93.00
024080045335	5335 SENSOR DE FLUXO VFS 2-40 SLSFS1GSS	87.00
0240800605008	5008 CONTROLADOR FLUXO FWM35SKS2 P/FWM 20/35	57.00
0240800605084	5084 CABECA THERMOST.REGUL.FWM35TK P/FWM35	101.00
0240800605293	5293 INTERRUPTOR FLUXO DFS1	59.00

SISTEMAS TERMOSSIFAO**ACESSORIOS P/TERMOSSIFAO TISUN**

024003051310072	1310072 VALV.SEG.TEMP.94C-6 BAR THSY	52.23
024003051310090	1310090 FLANGE P/DEPOSITO TERMOSSIFÃO	27.00
024003051310091	1310091 JUNTA DE FLANGE /DEP.TERMOSSIFÃO	11.48
024003051410772	1410772 CALHA LATERAL PARA TERMOSSIFÃO	139.00

COLETORES P/TERMOSSIFAO TISUN

0240030401	ESTRUTURA PARA TERMOSSIFAO TISUN	210.00
024003041310013	1310013 COLETOR SOLAR P/TERMOSSIF.TISUN	SobConsulta

DEPOSITOS P/TERMOSSIFAO TISUN

024003030160	1310014 DEPOSITO TERMOSSIFAO TISUN 160LT	SobConsulta
024003030200	1310015 DEPOSITO TERMOSSIFAO TISUN 200LT	SobConsulta
024003030300	1310016 DEPOSITO TERMOSSIFAO TISUN 300LT	SobConsulta

RESISTENCIAS P/TERMOSSIFAO TISUN

024003021310009	1310009 RESISTENCIA E P/TERMOSSIF. 1.5KW	62.47
024003021310010	1310010 RESISTENCIA E P/TERMOSSIF.2.5KW	62.47
024003021310011	1310011 RESISTENCIA E P/TERMOSSIF.3.5KW	62.47

SISTEMAS DE TERMOSSIFAO TISUN

024003011310005	1310005 TERMOSSIFAO SOLAR 160 L TISUN	1628.2
024003011310006	1310006 TERMOSSIFAO SOLAR 200 L TISUN	1833.0
024003011310008	1310008 TERMOSSIFAO SOLAR 300 L TISUN	2754.6
024003011430885	1430885 COLECTOR SOLAR P/TERMOSSIF. NV	SobConsulta

SISTEMAS CLIMATIZACAO GIACOMINI**ACESSORIOS E GRUPOS****COLETORES C/LIGAÇÕES R586**

02280408R586Y001	R586 COLEC.P/CALDEIRA 11/4X1	95.50
02280408Z975LY008	Z975L DESCONECTOR DE DUP.RETENÇÃO 2"	535.65

COLETORES MOD. C/ RETENT. R53ST E R53SM

02280427R53SMY006	R53SM COLECTOR MOD.C/RETENT. 32X18	12.54
02280427R53STY006	R53ST COLECTOR MOD.C/RETENT. 32X18	21.39

COLETORES MOD.C/CAUD.R53MM

02280423R53MMY006	R53MM COLECTOR MOD.C/CAUD.32X18	15.50
-------------------	---------------------------------	-------



COLECTORES MOD.C/REG..R53VM

02280424R53VMY006	R53VM COLECTOR MOD.C/REG.32X18	15.17
-------------------	--------------------------------	-------

DISTANCIADOR 11/2" P/BOMBAS R197

02280412R197Y001	R197 DISTAN.11/2 P/BOMBAS ROSC.130MM	11.33
------------------	--------------------------------------	-------

02280412R197Y002	R197 DISTAN.11/2 P/BOMBA ROSC.180MM	13.57
------------------	-------------------------------------	-------

DISTANCIADOR 11/2" P/BOMBAS R197C

02280413R197CY001	R197C DISTANCIADOR LIG.ROSC.MF 101	11.68
-------------------	------------------------------------	-------

GRUPO SEGURANÇA R554E

02280418R554EY001	R554E GRUPO SEG.P/AQUEC.CIRCUITO FECH.1	44.84
-------------------	---	-------

GRUPO UNIVERSAL P/CALD.R586A1

02280401R586AY011	R586A/1 GRUPO DIST.SIMPLES 180MM	277.57
-------------------	----------------------------------	--------

GRUPO UNIVERSAL P/CALD.R586A2

02280402R586AY021	R586A/2 GRUPO DIST.SIMPLES 180MM	495.64
-------------------	----------------------------------	--------

GRUPO UNIVERSAL P/CALD.R586B/R586D

02280403R586BY011	R586B/1 GRUPO DIST.C/VALVULA 4V 180MM	396.91
-------------------	---------------------------------------	--------

02280403R586BY021	R586B/2 GRUPO DIST.DUP.C/VALV. 4V 180MM	734.31
-------------------	---	--------

02280403R586CY021	R586C GRUPO UNIVERSAL DUPLO C/VALVULA 4V	614.95
-------------------	--	--------

02280403R586DY011	R586D1 GRUPO DIST.C/VALVULA 180MM	402.04
-------------------	-----------------------------------	--------

02280403R586GY021	R586G/2 GRUPO DUPL.C/VALV.4V MONT.180MM	606.39
-------------------	---	--------

GRUPO UNIVERSAL P/CALD.R586H2

02280404R225EY001	R225E MAQ.P/MEDICAO/CALCU.PRESSAO DIFER.	1592.8
-------------------	--	--------

02280404R586HY021	R586H/2 GRUPO UNIV.DUPLO C/VALV.3V-180MM	564.53
-------------------	--	--------

02280404R586PY003	R586P GRUPO IMPLUSAO C/CENTRALINA 1"	1987.2
-------------------	--------------------------------------	--------

GRUPO UNIVERSAL P/CALD.R586K/R586R

02280406010A46318	010A46318 VALVULA TERMOSTATICA P/R586R	149.66
-------------------	--	--------

02280406R586KY001	R586K CARCACA ISOL.P/COLECT.R586	44.85
-------------------	----------------------------------	-------

02280406R586RY101	R586R GRUPO C/BOMBA S/VALV. MISTUR.	376.78
-------------------	-------------------------------------	--------

02280406R586RY102	R586R GRUPO C/BOMBA C/VALV. MIST.R296	410.81
-------------------	---------------------------------------	--------

02280406R586RY103	R586R GRUPO C/BOMBA C/VALV. MIST.R297	452.51
-------------------	---------------------------------------	--------

02280406R586RY104	R586R GRUPO C/BOMBA MIST.TERM. P.FIXO	534.86
-------------------	---------------------------------------	--------

02280406R586RY111	R586R GRUPO S/BOMBA S/VALV. MISTUR.	157.22
-------------------	-------------------------------------	--------

02280406R586RY112	R586R GRUPO S/BOMBA C/VALV. MIST.R296	191.25
-------------------	---------------------------------------	--------

02280406R586RY113	R586R GRUPO S/BOMBA C/VALV. MIST.R297	232.96
-------------------	---------------------------------------	--------

02280406R586RY114	R586R GRUPO S/BOMBA MIST.TERM. P.FIXO	315.30
-------------------	---------------------------------------	--------

GRUPO UNIVERSAL P/CALD.R586M1/R586Q1

02280405R586MY011	R586M1 GRUPO UNIV.CALD.VALV.MIST.3 VIAS	392.23
-------------------	---	--------

02280405R586QY011	R586Q1 GRUP.UNIV.SIMP.C/VALV.R298 MONTAN	349.29
-------------------	--	--------

02280405R586QY021	R586Q2 GRUP.UNIV.SIMP.C/VALV.R298 MONTAN	625.92
-------------------	--	--------

JUNÇÃO DIREITA 3 PEÇAS R19DL

02280410R19DY016	R19DL JUNÇÃO CURVA 3 PEÇAS M/F 1.1/4	16.12
------------------	--------------------------------------	-------

JUNÇÃO DIREITA 3 PEÇAS R20DL

02280409R20DY016	R20DL JUNÇÃO DIREITA M/M 3 PECAS 11/4	14.37
------------------	---------------------------------------	-------

LIGAÇÃO EM T P/COMPRES.R182A

02280411R182AY002	R182A LIG.TE C/AUTO-VED.1.1/4X1X1.1/4	16.31
-------------------	---------------------------------------	-------

02280411R182MY002	R182AM GRUPO A 1184 (R19D+R182A)	37.97
-------------------	----------------------------------	-------

MOTOR P/VALVULA MISTURADORA

02280421K270Y001	K270 MOTOR P/VALVULA R276/R277 230V	158.89
------------------	-------------------------------------	--------

02280421K270Y101	K270 MOTOR P/VALV. R276/277/278/279 230V	94.88
------------------	--	-------

02280421K270Y102	K270 MOTOR P/VALVULA R276/7/8/9-24V	98.91
------------------	-------------------------------------	-------

02280421K272Y101	K272 MOTOR P/VALV. R276/7/8/9-230V C/MAN	144.52
------------------	--	--------

02280421K274Y001	K274 MOTOR P/VALVULA R295/R296 230V	131.31
------------------	-------------------------------------	--------

02280421K274Y022	K274J MOTOR P/VALV.K297 DN20-DN25 24V	462.07
------------------	---------------------------------------	--------

02280421K274Y023	K274J MOTOR P/VALV.K297 DN32-DN50 24V	427.36
------------------	---------------------------------------	--------

02280421K274Y034	K274J MOTOR P/VALV.K297 DN20-DN50 24V	453.01
------------------	---------------------------------------	--------

02280421K274Y042	K274J MOTOR P/VALV.K297 24V 0-10V	511.54
------------------	-----------------------------------	--------

02280421K274Y052	K274-2 MOTOR 24Vac P/VALV.R274	226.17
------------------	--------------------------------	--------

02280421K274Y101	K274 MOTOR P/VALVULA R295/R296 230V	131.31
------------------	-------------------------------------	--------



+351 244 800 160
+351 244 802 323



geral@canalcentro.pt
info@canalcentro.pt



R. do Bailadouro s/nº,
2410-211 Pousos

 **canalcentro**

02280421K274Y102	K274 MOTOR P/VALVULA R295/R296 24V	131.31
02280421K275Y002	K275 MOTOR PORPOCIONAL P/VALV.3 VIAS	236.39
02280421K275Y011	K275-1 MOTOR PORPOCION P/VAL. 3 PF 230V	99.39
02280421K275Y013	K275-1 MOTOR PORPOCION P/VAL.3VIAS 24V	141.65
02280421K280X002	K280 MOTOR P/VALVULA R298 24V	77.05
02280421K281X002	K281 MOTOR P/VALV.MISTURA.R298 24V	130.14
02280421K281X012	K281 MOTOR P/VALV.MISTURA	141.65
02280421K297Y007	K297 VAL.MIST.3 VIAS C/PISTAO FE/FE DN40	504.28
02280421P275Y001	P275 KIT PARA R297 FLAGEADA	8.84
02280421R193Y011	R193K TUBO LIGAÇÃO EXCENT. P/VALV. ZONA	10.18
PAR DE COLECTORES R53VT		
02280422R53VTY006	R53VT PAR COLECTOR MOD.C/REG.1X18	24.96
02280422R53VTY007	R53VT PAR COLECTOR MOD.C/REG.11/4X18	26.31
RETENTOR EM PLASTICO R288		
02280415R288Y005	R288 RETENTOR PLASTICO P/R287 1	1.41
SUPORTE FIXAÇÃO R588G		
02280407R588GY001	R588G SUP.FIXA PAREDE P/COLECT R586	18.87
02280407R588SEY01	R588SEP SUP.FIXA PAREDE P/COLECT R586SEP	34.07
VALVULA DIFERENCIAL R284		
02280416R284Y001	R284 VALVULA DIFERENCIAL 3/4	24.86
02280416R284Y021	R284 KIT BY-PASS DIFERENC. P/GRUPO R586R	10.04
VALVULA ESFERA COM ACESSORIOS R 287M		
02280420R287MY005	R287M CONJUNTO VALVULAS 1X11/2	48.17
VALVULA ESFERAC/DISTANCIAD.R197M		
02280419R197MY001	R197M VAL.ESF.C/DISTANCIADOR 130 MM	31.13
02280419R197MY002	R197M VAL.ESF.C/DISTANCIADOR 180 MM	31.13
02280419R284MY001	R284M GRUPO HIDRAULICO C/BYPASS 1X11/2	68.90
VALVULAS ESFERA C/LIGAÇÃO R285 / R287		
02280414R285Y002	R285 VALVULA ESFERA 11/4 Fx11/2	37.14
02280414R287Y005	R287 VALV.ESF.P/TERMOM.LIG.1"X11/2"	15.28
VALVULAS MISTURADORAS 3 E 4 VIAS		
02280425021A00642	021A00642 ANEL DIAFRAGMA P/298	1.15
02280425051G07118	O-RING P/DIAFRAGMA 051G07118	0.23
02280425K297RY016	K297R GRUPO DE MISTURA 11/4	631.50
02280425K297Y005	K297 VAL.MIST.3 VIAS C/PISTAO FE/FE DN25	254.33
02280425K297Y006	K297 VAL.MIST.3 VIAS C/PISTAO FE/FE DN32	391.95
02280425K297Y008	K297 VAL.MIST.3 VIAS C/PISTAO FE/FE DN50	649.97
02280425R295Y001	R295 VALVULA MISTURADORA 4 VIAS 11/2	115.87
02280425R296Y001	R296 VALVULA MIST.3 VIAS 11/2	100.77
02280425R297Y005	R297 VALVULA MIST.3 VIAS 1 FF	57.56
02280425R297Y006	R297 VALVULA MIST.3 VIAS 11/4 FF	68.64
02280425R297Y007	R297 VALVULA MIST.3 VIAS 11/2 FF	122.52
02280425R297Y008	R297 VALVULA MIST.3 VIAS 2 FF	144.71
02280425R297Y105	R297 VALVULA MIST.3 VIAS DN50	368.42
02280425R298Y001	R298 VALVULA MIST.3 VIAS C/PISTAO 11/2	85.54
02280425R298Y002	R298 VALVULA MIST.3 VIAS C/PISTAO 3/4	36.66
BOMBAS DE CALOR GIAC		
ACESSÓRIOS PARA BOMBAS DE CALOR		
02284020HPD100Y001	HPD DISPLAY CONTROLO	551.69
02284020HPERY002	HP-ER RESISTENCIA ELECTRICA MONOF. 2KW	292.95
02284020HPKSY001	HPKS KIT HIDRAULICO	317.52
02284020HPVY001	HPVY001 SUPORTE ANTIVIBRATICO 6-16KW	134.25
02284020HPTY001	HPTY001 SONDA TEMP. P/AQS D.INERC. P/HPM	36.60
BOMBAS DE CALOR HPCS		
02284003HPCSY012	HPCSY012 BOMBA DE CALOR 12KW 230V MONOF.	13362
BOMBAS DE CALOR HPM		
02284001HPMY006	HPMY006 BOMBA DE CALOR 6KW 230V MONOF.	4521.0



02284001HPMY008	HPMY008 BOMBA DE CALOR 8KW 230V MONOF.	4587.0
02284001HPMY012	HPMY012 BOMBA DE CALOR 12KW 230V MONOF.	5874.0
02284001HPMY016	HPMY016 BOMBA DE CALOR 16KW 400V TRIF.	7590.0
02284001HPMY025	HPMY025 BOMBA DE CALOR 25KW 400V TRIF.	16635

COMPONENTES E ACESS**GRUPO CIRC.ANTI-CONDENSACAO R 586A**

02283505R586AY051	R586A GRUPO CIRC.ANTI-CONDENS.3/4 45°C	463.99
02283505R586AY052	R586A GRUPO CIRC.ANTI-CONDENS.3/4 55°C	454.89
02283505R586AY053	R586A GRUPO CIRC.ANTI-CONDENS.3/4 60°C	454.89
02283505R586AY054	R586A GRUPO CIRC.ANTI-CONDENS.3/4 70°C	454.89

REGULADORES DE TIRAGEM R158

02283504R158Y001	R158 REGULADOR DE TIRAGEM 30° C-100° C	28.37
------------------	--	-------

VALVULAS ANTI-CONDENAO.R157A

02283503R157AY051	R157A VALV.ANTI-CONDENS.KV3,2 DN25 45°C	67.88
02283503R157AY052	R157A VALV.ANTI-CONDENS.KV3,2 DN25 55°C	67.88
02283503R157AY053	R157A VALV.ANTI-CONDENS.KV3,2 DN25 60°C	67.88
02283503R157AY054	R157A VALV.ANTI-CONDENS.KV3,2 DN25 70°C	67.88
02283503R157AY061	R157A VALV.ANTI-CONDENS.KV9 1 45°C	88.81
02283503R157AY062	R157A VALV.ANTI-CONDENS.KV9 1 55°C	88.81
02283503R157AY063	R157A VALV.ANTI-CONDENS.KV9 1 60°C	88.81
02283503R157AY064	R157A VALV.ANTI-CONDENS.KV9 1 70°C	88.81

VALVULAS SEGURANCA T/P R140P

02283501R140PY021	R140P VALVULA SEGURANCA T/P 1/2X4 BAR	27.53
02283501R140PY026	R140P VALVULA SEGURANCA T/P 1/2X7 BAR	27.53
02283501R140PY031	R140P VALVULA SEGURANCA T/P 3/4X4 BAR	31.00
02283501R140PY036	R140P VALVULA SEGURANCA T/P 3/4X7 BAR	31.00

VALVULAS SEGURANCA TEMICA R144S

02283502R144SY001	R144S VALVULA SEGURANCA TERMICA 3/4X95°C	102.37
-------------------	--	--------

CONTADOR DE AGUA GIA**CONTADOR DE AGUA GIACOMINI**

02280701GE550Y005	GE550 CONTADOR AGUA FRIA 1	162.36
02280701GE550Y015	GE550 CONTADOR AGUA QUENTE 1	174.49
02280701GE550Y127	GE550 GR PRE-MONTADO 1 C/VALV.3 VIAS	159.29
02280701GE551Y181	GE551-4 ISOLAMENTO P/SATELITE GE556Y152	33.81
02280701GE552Y118	GE552 CONTADOR VOLUMETRICO 1	579.15
02280701GE556Y152	GE556-3 SATEL.C/PERMUT.3/4 P/AQS 56KW	350.83
02280701GE556Y511	GE556-5 PERMUTADOR 16 PLACAS C/ISOL. 5MM	125.43

INSTALACOES SOLARES**ACESSOR. P/INST.SOLARES GIACOMINI**

02283005310Y006	310Y006 UNIAO 22x22 P/INST.SOLARES	4.10
02283005GSK01Y001	GSK01 KIT DE LIGAÇÃO COLETOR SOLAR	112.10
02283005GSTI02Y001	GSTI SUP. TELHADO INCL P/2 COL GS200/250	221.66
02283005GSTI03Y002	GSTI SUP. TELHADO INCL P/1 COL GS200/250	114.65
02283005GSTP1Y002	GSTP SUP.TELHADO PLANO P/1 COL GS250	216.56
02283005GSTP2Y001	GSTP SUP.TELHADO PLANO P/2 COL. GS200	285.35
02283005GSTP2Y002	GSTP SUP.TELHADO PLANO P/2 COL GS250	331.20
02283005GSTP3Y001	GSTP3 SUP.P/1 COLETOR GS200 P/INST.SOLAR	127.39
02283005GSTP3Y002	GSTP3 SUP.P/1 COLETOR GS250 P/INST.SOLAR	137.58
02283005K377Y002	K377 LIQ.ANTI-CONGELANTE SOLAR 10L	122.50
02283005KTD3Y003	KTD3 CENTRALINA ELECT.P/INST.SOLARES	283.98
02283005R140CY006	R140C VALVULA SEGUR.SOLAR 1/2X3/4 4 BAR	16.72
02283005R140CY009	R140C VALVULA SEGUR.SOLAR 1/2X3/4 6 BAR	16.23
02283005R99SY003	R99S PURGADOR AUTOM.P/INST.SOLARES 1/2	27.04
02283005VESY002	VES VASO EXPANSAO P/INT.SOLAR 18L	55.44
02283005VESY005	VES VASO EXPANSAO P/INT.SOLAR 50L	136.45
02283005VESY007	VES VASO EXPANSAO P/INT.SOLAR 100L	305.96

COLECTORES SOLARES TERMICOS GIACOMINI

02283001GS200Y001	GS200 COLETOR SOLAR VERT. 2.0 m2	535.81
-------------------	----------------------------------	--------



02283001GS250Y001	GS250 COLETOR SOLAR VERT. 2.5 m2	672.38
02283001R555Y004	R555-2 COL.PORTA-INSTRUMENTO 3/4	84.85
DEPOSITOS P/INST.SOLARES GIACOMINI		
02283002BPIY012	BPI DEPOSITO INERCIA INOX 125L	661.88
02283002BS2Y030	BS2 DEPOSITO INOX C/2 SERP 300L	1556.6
GRUP.CIRCULACAO P/INST.SOLARES GIACOMINI		
02283004P586SY009	P586S CAUDALIMETRO - R586S 3-12 L/MIN	43.72
02283004R586SY001	R586S GRUP.CIRCULACAO P/INST.SOLARES 3/4	402.11
02283004R586SY107	R586S GRUP.CIRCULACAO P/INST.SOLARES 1	367.57
02283004R586SY108	R586S GRUP.CIRCULACAO P/INST.SOLARES 1	368.38
OUTROS COMPONENTES INST GIACOMINI		
02283006R189DY005	R189D CASQ.DUPLO C/VED.1	2.90
02283006R189DY006	R189D CASQ.DUPLO C/VED.11/4	4.47
02283006R189Y004	R189 UNIAO P/LIGACAO 3/4 NAO CROMADA	1.58
PECAS SUBSTITUICAO		
CARTUCHO EM AÇO P/FILTRO P36		
02281010P35RY011	P35R SUPORTE PLAST.SUP.P/GIACOSTAR	4.79
02281010P36Y001	P36 CARTUCHO INOX P/FILTRO N1/N2/N3	3.39
CORPO P/VALV.TERMOST.P12A		
02281001P12AX011	P12A CORPO P/VALV.TERMOST.3/8-1/2 E 3/4	1.75
CORPO VALVULA P/COLECTOR R553V P10V		
02281013P10VY001	P10V CORPO VALV.P/COLECTOR R553V 1"	9.12
02281013P10VY002	P10V CORPO VALV.P/COLECTOR R553V 11/4"	9.12
CURVAS CROMADAS P/R414M		
02281015P29MX004	P29M CURVA CROMADA P/414	3.87
02281015R557BY005	R557B TE C/CALOTE E LIG.P/557 C/TAMP.1/2	14.52
02281015R557DY005	R557D TE P/557 C/CALOTEE LIGADOR	12.86
02281015R557PY005	R557P DISTANCIADOR P/GRUPO R557	6.22
LIGADOR ANTI-GOTA P/VALV.RET.CROMO P15-2		
02281004P15X003	P15/2 LIG.CROM.P/VALVULA 1/2	1.21
02281004P15X005	P15/2 LIG.CROM.P/VALVULA 1	3.45
LIGADOR ANTI-GOTA P/VALVULA RETENT.P15A		
02281002P15AX002	P15A LIG.ANTI-GOTA P/VALV.3/8	0.77
02281002P15AX004	P15A LIG.ANTI-GOTA P/VALV.3/4	1.35
LIGADOR CROMADO AUTO-VEDANTE P15T		
02281012P15TGX004	P15TG LIG.CROMADO AUTO-VEDANTE 1/2	1.84
02281012P15TGX043	P15TG LIG.CROM.1/2" P/VALV.R437 E R440	2.81
LIGADOR CROMADO P/LIG.HIDRAULICA R318		
02281011R318X001	R318 LIGADOR CR P/T.HIDRALICA R317M	4.17
LIGADOR SEDE PLANA R176		
02281016R176PY008	R176P LIGADOR DE SEDE PLANA 3/4FX3/4F	4.28
MANIPULO BORB.P/VALV. ESFERA P31F		
02281009P31FRY003	P31F MANIP.BORB.P/VALV.ESFERA 3/4-1-1/4	0.61
MONOCONE P/COBRE P61R		
02281007P61RY003	P61R MONOCONE P/COBRE 12	0.26
02281007P61RY007	P61R MONOCONE P/COBRE 18	0.26
ORING P/ADAPTADOR P51R		
02281008P51RY003	P51R ORING P/ADAPTADOR 12	0.34
PORCA P/LIGADORES NAO CROMADA P18L		
02281005P18LX005	P18L PORCA P/LIGAÇÃO 11/4X1	SobConsulta
02281005P18LX013	P18L PORCA P/LIGAÇÃO P/R437-R440N	0.92
02281005P18LY003	P18L PORCA P/LIGAÇÃO 3/4X1/2	0.88
02281005P18LY004	P18L PORCA P/LIGAÇÃO 1X3/4	1.43
02281005P18LY007	P18L PORCA 11/2 P/LIGAÇÃO R252/R285	2.51
02281005P19Y001	P19 LIGADOR DO MOTOR A VALVULA	7.37
SEPARADOR DE FLUXO P16-3		



02281006P16Y003	P16/3 SEPAR.FLUXO P/R437-R440	0.64
VOLANTE MICROMETRICO R450		
02281003R450TGX012	R450TG MANIPULO MANUAL MICROMET.REDONDO	1.11
02281003R450X002	R450 MANIPULO MICROMETRICO (MOD.NOVO)	1.03
PROD.P/INTALACOES		
FILTRO P/GASOLEO C/LIGAÇÃO FEMEA N3		
02280604N3Y001	N3 FILTRO GASOLEO C/LIGACAO F 3/8	10.01
FILTRO P/GASOLEO C/RECIRCULAÇÃO N1UB		
02280602N1UBY001	N1UB FILTRO GASOLEO C/RECIRC.3/8	29.02
FILTRO P/GASOLEO C/TORNEIRA N1		
02280601N1UY001	N1 FILTRO TORN.E VALV.RET.M 3/8	26.17
02280601N1Y001	N1 FILTRO TORN.E VALV.RET.F 3/8	19.01
FILTRO P/GASOLEO C/TORNEIRA N2		
02280603N2Y001	N2 FILTRO GASOLEO C/TORNEIRA F 3/8	16.47
LIGADOR DUPLO P/RESERVATORIO N42		
02280612N42Y007	N42 LIG.DUPLO P/RESERVATORIO 11/2	6.55
LIGAÇÃO TUPLA P/RESERVATORIO N12		
02280606N12Y005	N12 LIG.DUPLA 45. 1X8X10X12	6.40
RESPIRADOR P/RESERVATORIO N15		
02280608N15Y004	N15 TAMPAO P/RESERVATORIO 3/4	2.86
02280608N15Y005	N15 TAMPAO P/RESERVATORIO 1	3.96
02280608N15Y008	N15 TAMPAO P/RESERVATORIO 2	7.76
TAMPAO DESCARG.P/RESERVATORIO N14		
02280607N14Y001	N14 TAMPAO DESCARGA 2X2	9.84
VALVULA INTERCEPÇÃO N16-1		
02280609N16KY002	N16/1 VALVULA INTERC.2 C/2200MM	28.40
VALVULA INTERCEPÇÃO N16-2		
02280610N16GY002	N16/2 VALVULA INTERC.1 C/2200MM	21.75
VALVULA RETENÇÃO N10		
02280605N10Y002	N10 VALVULA RET.DUPLA ESF.3/8	6.24
REGULACAO E CONTROL		
ADAPTADOR P/TERMOMETRO R227		
02280503R227Y001	R227 ADAPTADOR P/TERMOMETRO 1/2	2.53
02280503R227Y010	R227 BAINHA EM LATAO 1/2 100MM	5.76
FILTRO INSPECIONAVEL R74A		
02280521R74AY103	R74A FILTRO INSPEC.C/CART.MAG.INOX 1/2	5.08
02280521R74AY105	R74A FILTRO INSPEC.C/CART.MAG.INOX 1	10.50
FUNIL P/DESCARGA R141		
02280513R141Y004	R141 FUNIL P/DESCARGA 3/4X1	9.36
02280513R141Y005	R141 FUNIL P/DESCARGA 1X1.1/4	8.26
02280513R141Y014	R141 FUNIL P/DESCARGA 3/4x3/4	9.18
KITS LIGADORES P/CENTRALIN		
02280528K497Y001	K497 KIT LIGADORES P/CENTRALINA REGUL.	23.64
02280528K497Y002	K497 KIT LIGADORES P/MOD.EXPANSAO I/O	31.38
LIGADORES EXCENTRICOS P15E		
02280522P15EY005	P15E LIG EXCENTRICO P/VALV.ZONA 1"X1"	4.57
MANOMETROS R225		
02280502R225Y001	R225 MANOMETRO ESCALADA 1/4 0-6 BAR	9.17
02280502R225Y002	R225 MANOMETRO ESCALADA 1/4 0-10 BAR	7.46
02280502R225Y012	R225 MANOMETRO ESC. RAD. 1/4 0-10 BAR	7.24
MISTURADOR TERMOSTATICO R156		
02280508R156X004	R156 VALV.MISTURADORA 3/4 TERMICA	51.29
02280508R156X005	R156 VALV.MISTURADORA 1 TERMICA	57.72
02280508R156X024	R156-1 VALVULA MISTURADORA TERMOST.3/4	75.72
02280508R156X025	R156-1 VALVULA MISTURADORA TERMOST. 1	89.42



02280508R156Y225	R156 VALV.MISTURADORA TERMOSTATICA 1	425.41
02280508R156Y226	R156 VALV.MIST.TERMOSTATICA 1 1/4"	472.77
02280508R156Y227	R156 VALV.MIST.TERMOSTATICA 1 1/2"	1034.8
02280508R156Y228	R156 VALV.MIST.TERMOSTATICA 2"	1202.9

PURGADOR AUTOMATICO R88I

02280519P146MY003	P146M KIT MAGNETICO P/SEPARAD 1/2 110mm	22.40
02280519R146CX004	R146C FILTRO MAGNETICO 3/4 M	78.03
02280519R146CX005	R146C FILTRO MAGNETICO 1 M	112.27
02280519R146DY005	R146D SEPARADOR AR 1	111.74
02280519R146DY016	R146D SEPARADOR AR FF 11/4	92.28
02280519R146DY017	R146D SEPARADOR AR FF 11/2	94.05
02280519R146DY106	R146D SEPARADOR AR C/FLANGES DN 65	995.28
02280519R146IM005	R146IM SEPARADOR HIDRAULICO MAGNETICO 1	270.01
02280519R146IY005	R146I SEPARADOR HIDRAULICO 1	235.90
02280519R146IY006	R146I SEPARADOR HIDRAULICO 11/4	282.03
02280519R146IY007	R146I SEPARADOR HIDRAULICO 11/2	390.39
02280519R146IY008	R146I SEPARADOR HIDRAULICO 2	497.19
02280519R146IY027	R146 SEPARADOR HID.HORIZ.ISOL.11/2X1	361.29
02280519R146IY106	R146I SEPARADOR HIDRAULICO DN65	1376.4
02280519R146MY014	R146M SEPARADOR SUJIDADE MAGNETICO 3/4	84.50
02280519R146MY015	R146M SEPARADOR SUJIDADE MAGNETICO 1	89.73
02280519R146MY016	R146M SEPARADOR SUJIDADE MAGNETICO 11/4	96.84
02280519R146MY017	R146M SEPARADOR SUJIDADE MAGNETICO 11/2	101.07
02280519R146MY018	R146M SEPARADOR SUJIDADE MAGNETICO 2	107.75
02280519R146WY001	R146W ISOLAMENTO P/SEP.SUJ.R146M 3/4 E 1	31.75
02280519R146WY002	R146W ISOLAMENTO P/SEP.R146M 11/4 E 11/2	35.28
02280519R146WY003	R146W ISOLAMENTO P/SEP.R146M E 146D 2	36.60
02280519R160Y002	R160 VALV.RET P/ PURG.1/4X1/2	1.88
02280519R586SEY02	R586SEP SEPARADOR HIDRAULICO 2 SAIDAS	354.96
02280519R586SEY03	R586SEP SEPARADOR HIDRAULICO 3 SAIDAS	443.70
02280519R88IY002	R88/1 PURG.AUTO C/VAL.3/8	7.70
02280519R88IY003	R88/1 PURG.AUTO C/VAL.1/2	7.73
02280519R88Y001	R88 PURG.AUTO C/VAL.1/4	6.55
02280519R88Y002	R88 PURG.AUTO S/VAL.3/8	6.35

PURGADOR AUTOMATICO R99I

02280520R99IY003	R99/1 PURG.AUTO C/VALV.1/2	7.97
02280520R99Y003	R99 PURG. AUTOMATICO 1/2	6.04

REDUTOR DE PRESSAO R153

02280511R153CX003	R153C REDUTOR DE PRESSAO PN16 1/2 FF	17.73
02280511R153CX004	R153C REDUTOR DE PRESSAO PN16 3/4 FF	20.26
02280511R153CXM04	R153C REDUTOR PRESSAO C/MAN PN16 3/4 FF	27.15
02280511R153MY005	R153M REDUTOR DE PRESSAO C/MEMB. PN25 1 FF	120.71
02280511R153MY006	R153M REDUTOR DE PRESSAO C/MEMB. PN25 11/4 FF	181.33
02280511R153MY007	R153M REDUTOR DE PRESSAO C/MEMB. PN25 11/2 FF	245.73
02280511R153MY008	R153M REDUTOR DE PRESSAO C/MEMB. PN25 2 FF	423.00
02280511R153PX003	R153P REDUTOR DE PRESSAO PN25 1/2 FF	31.14
02280511R153PX004	R153P REDUTOR DE PRESSAO PN25 3/4 FF	32.92
02280511R153PX005	R153P REDUTOR DE PRESSAO PN25 1 FF	48.67
02280511R153PX006	R153P REDUTOR DE PRESSAO PN25 11/4 FF	69.22
02280511R153PX007	R153P REDUTOR DE PRESSAO PN25 11/2 FF	99.04
02280511R153PX008	R153P REDUTOR DE PRESSAO PN25 2 FF	104.66
02280511R153PXM05	R153PM REDUTOR PRESSAO PN25 1 FF C/MAN.	55.57

SONDAS TEMPERATURAS K463P

02280529K463PY001	K463P SONDA TEMPERATURA DE IDA	29.82
02280529K465PY001	K465P SONDA TEMPERATURA EXTERIOR	82.44

TERMOMANOMETROS R226

02280500R226Y001	R226 TERMOMANOMETRO 1/2	17.60
02280500R226Y002	R226 TERMOMANOMETRO 1/2 0-6 BAR 20-120°	18.59



TERMOMETROS R540

02280501R540FY002	R540F TERMOM. CONTACTO P/MANIP R749 VERM	4.49
02280501R540FY022	R540F TERMOM. CONTACTO P/MANIP R749 AZUL	4.49
02280501R540IY001	R540I TERMOMETRO 1/2 - 50 MM	10.37
02280501R540IY003	R540I TERMOMETRO RADIAL 0-120° 1/2	31.94
02280501R540Y002	R540 TERMOMETRO AXIAL 3/8	17.73
02280501R540Y003	R540 TERMOMETRO AXIAL 1/2	17.73

TERMOSTATOS AMBIENTE K494

02280526K494AY001	K494 TERMOSTATO AMBIENTE GIACOMINI	58.44
02280526K494IY001	K494I TERMOSTATO AMBIENTE DIG. GIACOMINI	96.44
02280526K494IY002	K494I TERMOSTATO AMB. DIG. GIACOMINI AQ/F B	96.44

TERMOSTATOS ANB.C/DISPLAY K492B

02280527K492BY002	K492B TERMOSTATO AMB.C/DISPLAY 230V	258.00
02280527K492TY012	K492TY TERMOSTATO TOUCH C/SONDA T+U+F	488.95
02280527K493IY012	K493I SONDA TEMP. HUMID. ENCAST. 12V	309.03
02280527K493TY002	K493T TERMOSTATO AMBIENTE C/DISPLA. TOUCH	417.92
02280527K495BY002	K495B SONDA TEMP. HUMID. RELATIVA 24V	307.65

**VALVULA DE ENCHIMENTO AUTOMATICO R150**

02280516R150BY103	R150/1 VALVULA ENC.AUT.1/2 FE/MA	30.69
02280516R150MY003	R150M VALV. ENCH. AUTOM. C/MANIP. ANTI-CALC	51.38
02280516R150NY003	R150N VALV. ENCH. AUTOM. 1/2 C/BY-PASS	88.87
02280516R150Y003	R150 VALV. ENCH. AUTOMAT. 1/2"	25.38
02280516R150Y103	R150 VALV. ENCH. AUTOM. 1/2	29.20

VALVULA DE PÉ COLUNA R206

02280518R206BY003	R206 VALVULA EQUILI. ESTATICO C/TOM. 1/2	30.81
02280518R206BY004	R206 VALVULA EQUILI. ESTATICO C/TOM. 3/4	31.50
02280518R206BY005	R206 VALVULA EQUILI. ESTATICO C/TOM. 1	34.30
02280518R206BY006	R206 VALVULA EQUILI. ESTATICO C/TOM. 1 1/4	44.89
02280518R206BY007	R206 VALVULA EQUILI. ESTATICO C/TOM. 1 1/2	65.12
02280518R206BY008	R206 VALVULA EQUILI. ESTATICO C/TOM. 2	79.85
02280518R206BY013	R206 VALVULA EQUILIBRIO ESTATICO 1/2	28.26
02280518R206BY014	R206 VALVULA EQUILIBRIO ESTATICO 3/4	28.95
02280518R206Y005	R206 VALVULA PE COLUNA C/ISOL. 1	73.94
02280518R206Y006	R206 VALVULA PE COLUNA C/ISOL. 1 1/4"	92.64

VALVULA DE RETENÇÃO DISCO R60

02280517R60Y002	R60 VALVULA RET. DISCO 3/8	7.34
02280517R60Y003	R60 VALVULA RET. DISCO 1/2	7.37
02280517R60Y004	R60 VALVULA RET. DISCO 3/4	8.81
02280517R60Y005	R60 VALVULA RET. DISCO 1	11.11

VALVULA DIFERENCIAL R147

02280509R147NY004	R147N VALVULA DIF. P/AQUEC. 3/4X3/4	12.45
02280509R147Y004	R147 VALVULA DIF. P/AQUEC. 3/4X3/4	12.45

VALVULA DIFERENCIAL R148

02280510R148Y004	R148 VALVULA DIF. P/COLECT. 3/4	12.45
02280510R148Y005	R148 VALVULA DIF. P/COLECT. 1	42.36

VALVULA SEGURANÇA R140

02280512R140RY103	R140 VALVULA SEGUR. LIG. F 1/2X3 BAR	5.91
02280512R140Y006	R140 VALVULA SEGUR. LIG. F 1/2X4 BAR	9.69
02280512R140Y009	R140 VALVULA SEGUR. LIG. F 1/2X6 BAR	8.73
02280512R140Y023	R140 VALVULA SEGUR. LIG. F 3/4X3 BAR	11.62
02280512R140Y026	R140 VALVULA SEGUR. LIG. F 3/4X4 BAR	13.38
02280512R140Y029	R140 VALVULA SEGUR. LIG. F 3/4X6 BAR	12.75
02280512R140Y043	R140 VALVULA SEGUR. LIG. F 1X3 BAR	22.47
02280512R140Y046	R140 VALVULA SEGUR. LIG. F 1X4 BAR	23.27
02280512R140Y049	R140 VALVULA SEGUR. LIG. F 1X6 BAR	23.51
02280512R140Y068	R140 VALVULA SEGUR. LIG. F 1 1/4X5 BAR	33.23

VALVULA SEGURANÇA R140R1

02280515R140TY002	R140R/1 VALVULA SEG. F P/MAN. 1/2X2.5 BAR	6.19
-------------------	---	------



02280515R140TY103	R140R/1 VALVULA SEG.F P/MANOM.1/2X3 BAR	6.38
VALVULA SEGURANÇA R140RM		
02280514R140SY103	R140RM VALVULA SEGUR.1/2X3 BAR	5.55
VALVULA ZONA 2 VIAS MOTOR.R278/R279/R291		
02280506R278Y004	R278 VALVULA ZONA 3 VIAS MOTORIZ.3/4	56.16
02280506R278Y005	R278 VALVULA ZONA 3 VIAS MOTORIZ.1	77.85
02280506R279DY024	R279 VALVULA MOTORIZADA F/F 3/4	22.21
02280506R279DY025	R279 VALVULA MOTORIZADA F/F 1	28.13
02280506R279Y004	R279 VALVULA ZONA 3 VIAS MOTORIZ. F/F3/4	44.57
02280506R279Y005	R279 VALVULA ZONA 3 VIAS MOTORIZ. F/F 1	57.46
02280506R279Y006	R279 VALVULA ZONA 3 VIAS MOTORIZ. F/F 1	57.46
02280506R291Y004	R291Y004 VALV.ZONA M/M 2 VIAS MOTORIZ.	19.04
VALVULA ZONA 2 VIAS MOTORIZAVEL R276		
02280504R274WY001	R274W ISOL P/VALV 6 VIAS R274N 1	20.42
02280504R274Y025	R274 VALVULA ZONA 6 VIAS M/M 1	159.20
02280504R276BX027	R276B VALVULA ZONA 2 VIAS MOT 1 1/2 24V	289.88
02280504R276BX028	R276B VALVULA ZONA 2 VIAS MOT 2 24V	345.42
02280504R276Y005	R276 VALVULA ZONA 2 VIAS F/F 1	25.97
VALVULA ZONA 2 VIAS MOTORIZAVEL R277		
02280505R277Y004	R277 VALVULA ZONA 2 VIAS M 3/4	25.12
02280505R277Y005	R277 VALVULA ZONA 2 VIAS M 1	33.84
VALVULAS ANTI POLUIÇÃO R623		
02280524R623Y004	R623 DESCON.3/4 FF GL DPP.RIT	15.57
02280524R624Y003	R624 DESCONECTOR.1/2 FF	25.76
02280524R624Y004	R624 DESCONECTOR.3/4 FF	25.76
02280524R626Y003	R626 DESCONECTOR TIPO BA 1/2	380.47
02280524R626Y006	R626 DESCONECTOR TIPO BA 11/4	852.84
02280524R626Y108	R626 DESCONECTOR TIPO BA DN80	2703.3
VALVULAS EQUILIBRIO ESTATICO R206		
02280530R206AY015	R206A VALVULA EQUILIBRIO DINAMICO 1 FF	152.32
VALVULAS RETENCAO N5		
02280523N5Y004	N5 VALVULA RETENCAO 3/4	11.10
02280523N5Y007	N5 VALVULA RETENCAO 11/2	30.94
02280523N5Y008	N5 VALVULA RETENCAO 2	41.99
02280523N5Y009	N5 VALVULA RETENCAO 21/2	67.79
02280523N5Y010	N5 VALVULA RETENCAO 3	94.94
02280523N5Y011	N5 VALVULA RETENCAO 4	150.28
VALVULAS ZONA 3 VIAS R292		
02280525R292Y004	R292Y004 VALV.ZONA 3 VIAS MA/MA 3/4	39.38
SISTEMA AQUECIM.TETO		
ESTUQUES KGSTU GIACOMINI		
02280804KGSTUY001	KGSTU ESTUQUE FUGENFUELLER - 5KG	14.79
02280804KGSTUY002	KGSTU ESTUQUE UNIFLOTT - 5KG	26.84
FITAS EM REDE P/ACAB.KGNAS GIACOMINI		
02280803KGNASY001	KGNAS FITA EM REDE P/ACAB.JUNTAS - METRO	0.13
JUNTAS KG814 GIACOMINI		
02280802KG814Y001	KG814 JUNTA P/PERFIL PRIMARIO GIACOMINI	1.31
02280802KG814Y002	KG814 JUNTA P/PERFIL SECUNDARIO GIACOMI.	0.45
PAINES RAD.CART/GESSO KS120 GIACOMINI		
02280805KS060200	KS60 PAINEL RAD.CART.GESSO 600X2000	129.73
02280805KS120X100	KS120 PAINEL RAD.CART.GESSO 1200X1000	129.73
02280805KS120X200	KS120 PAINEL RAD.CART.GESSO 1200X2000	250.85
02280805KS120X300	KS120 PAINEL INACT.CART.GESSO 1200X2000	77.68
02280805KS120Y200	KS120 PAINEL ACTIV CART.GESSO 1200X2000	180.98
02280805KS60Y120	KS60 PAINEL ACTIV CART.GESSO 600X1200	54.28
02280805KS60Y200	KS60 PAINEL ACTIV CART.GESSO 600X2000	90.48
PARAFUSOS PKG03 GIACOMINI		



02280806PKG03Y003	PKG03 PARAFUSOS 70 MM	0.22
PERFIL KG800 GIACOMINI		
02280801KG800Y001	KG800 PERFIL PRIMARIO 4 M GIACOMINI	22.02
02280801KG800Y020	KG800 PERFIL SECUNDARIO 4 M GIACOMINI	17.16
SISTEMAS GIACOKLIMA		
ADITIVO DE CIMENTO K376		
02280113K282X022	K282 MOTOR C/REG.VAL.3 VIAS PISTAO 24V	189.26
02280113K376Y001	K376 EMBALAGEM ADITIVO P/BETAO (10L)	88.56
02280113K389WY001	K389W SUPORTE FIXACAO TUBOS (1M) 12-22MM	5.79
02280113R414MX003	R414M VALV.TERM. P/508M 18	19.86
02280113R508MY001	R508M CAIXA P/CONJ.TERM.PAREDE	17.87
BAINHA P/FIXAÇÃO K363-A R227-1		
02280104K363AY001	K363A GIACOKLIMA-SONDA IDA	120.34
02280104K363PY001	K363P SONDA IDA T/PASSIVO	17.60
02280104K373Y011	K373 TERMOSTATO SEG.C/SONDA IMERSAO 230V	101.63
02280104K373Y012	K373 TERMOSTATO SEG.C/SONDA IMERSAO C/CX	107.07
02280104K373Y013	K373 TERMOSTATO CONTATO REGULAV.20 A 90°	23.04
02280104K373Y021	K373 TERMOSTATO C/SONDA IMERSAO 0-90 C	40.24
02280104K374Y003	K374 PRESSOSTATO AUTOCLAVE 1-5 BAR	34.15
02280104PM100Y003	PM100 MODULO CONTROL P/PAV. RADIANTE	308.52
02280104R227Y003	R227-1 BAINHA P/FIX.SONDA K363A	3.83
CAIXAS INCASTRAR P/COLECTORES		
02280125R500Y004	R500D CX.CHAPA P/R553 1000X450X110MM	150.79
02280125R500Y101	R500-1A CX.CHAPA P/R553 400X450X110MM	85.59
02280125R500Y102	R500-1B CX.CHAPA P/R553 600X450X110MM	99.04
02280125R500Y103	R500-1C CX.CHAPA P/R553 800X450X110MM	119.01
02280125R500Y104	R500-1D CX.CHAPA P/R553 1000X450X110MM	130.20
02280125R500Y222	R500-2 CX. CHAPA AJUST.600X650X85/130	141.28
02280125R500Y223	R500-2 CX. CHAPA AJUST.800X650X85/130	167.29
02280125R500Y225	R500-2 CX. CHAPA AJUST.1200X650X85/130	219.95
02280125R509Y101	R509-1A ARO E PORTA 400X460 MM	66.03
02280125R509Y102	R509-1B ARO E PORTA 600X460 MM	74.19
02280125R509Y103	R509-1C ARO E PORTA 800X450 MM	94.67
02280125R509Y104	R509-1D ARO E PORTA 1000X450 MM	114.93
02280125R510Y003	R510C SUPORTE P/CAIXA R500	58.55
02280125R557RY077	R557R CAIXA CHAPA 1200X605X110MM	241.79
CHAPA DE SUPORTE K367		
02280107K367Y001	K367 GIACOKLIMA-SUPORTE P/K366	18.88
CLIP R983		
02280110R863Y500	R863Y500 APLICADOR FIXA CLIPS	362.42
02280110R983Y001	R983 CLIPS FIXACAO TUBO	0.33
02280110R983Y003	R983 CLIPS FIXACAO TUBO PLACAS 30MM	0.34
02280110R983Y500	R983Y500 CLIPS FIXACAO TUBO P/ APLICADOR	0.37
COLECTORES PRE-MONT. MODULAR R53MT/R553F		
02280116R53MTY006	R53MT PAR COLEC.TERM.C/CAUDA 1X18	28.34
02280116R53MTY007	R53MT PAR COLEC.TERM.C/CAUDA 11/4X18	28.34
02280116R553FP206	R553FP/6 COLETOR PRE-MONT.MODUL.DN32x3/4	SobConsulta
02280116R553FP207	R553FP/7 COLETOR PRE-MONT.MODUL.DN32x3/4	SobConsulta
02280116R553FP222	R553FP/2 COLETOR PRE-MONT.MODUL. DN32x18	152.46
02280116R553FP223	R553FP/3 COLETOR PRE-MONT.MODUL. DN32x18	177.18
02280116R553FP224	R553FP/4 COLETOR PRE-MONT.MODUL. DN32x18	200.67
02280116R553FP225	R553FP/5 COLETOR PRE-MONT.MODUL. DN32x18	224.21
02280116R553FP226	R553FP/6 COLETOR PRE-MONT.MODUL. DN32x18	247.72
02280116R553FP227	R553FP/7 COLETOR PRE-MONT.MODUL. DN32x18	271.21
02280116R553FP228	R553FP/8 COLETOR PRE-MONT.MODUL. DN32x18	290.87
02280116R553FP230	R553FP/10 COLETOR PRE-MONT.MODUL. DN32x18	341.72
02280116R553FP231	R553FP/11 COLETOR PRE-MONT.MODUL. DN32x18	368.50
02280116R553FP232	R553FP/12 COLETOR PRE-MONT.MODUL. DN32x18	394.02



COLECTORES PRE-MONTADOS R553

02280114P78MY001	P78M CAUDALIMETRO P/R553F	3.04
02280114R553FY002	R553F/2 COLECT.PRE-MON.C/MED.CAUDAL 1X18	59.67
02280114R553FY003	R553F/3 COLECT.PRE-MON.C/MED.CAUDAL 1X18	83.60
02280114R553FY004	R553F/4 COLECT.PRE-MON.C/MED.CAUDAL 1X18	105.52
02280114R553FY005	R553F/5 COLECT.PRE-MON.C/MED.CAUDAL 1X18	127.44
02280114R553FY006	R553F/6 COLECT.PRE-MON.C/MED.CAUDAL 1X18	151.10
02280114R553FY007	R553F/7 COLECT.PRE-MON.C/MED.CAUDAL 1X18	177.04
02280114R553FY008	R553F/8 COLECT.PRE-MON.C/MED.CAUDAL 1X18	198.16
02280114R553FY009	R553F/9 COLECT.PRE-MON.C/MED.CAUDAL 1X18	219.63
02280114R553FY010	R553F/10 COLECT.PRE-MON.C/MED.CAUDAL 1X18	242.56
02280114R553FY011	R553F/11 COLECT.PRE-MON.C/MED.CAUDAL 1X18	270.87
02280114R553FY012	R553F/12 COLECT.PRE-MON.C/MED.CAUDAL 1X18	295.17
02280114R553MY002	R553M/2 COL.2 SAIDAS C/MED.CAUDAL 1X18	36.44
02280114R553MY004	R553M/4 COL.4 SAIDAS C/MED.CAUDAL 1X18	73.24
02280114R553MY005	R553M/5 COL.5 SAIDAS C/MED.CAUDAL 1X18	76.45
02280114R553MY006	R553M/6 COL.6 SAIDAS C/MED.CAUDAL 1X18	89.34
02280114R553MY007	R553M/7 COL.7 SAIDAS C/MED.CAUDAL 1X18	111.14
02280114R553MY008	R553M/8 COL.8 SAIDAS C/MED.CAUDAL 1X18	127.88
02280114R553MY009	R553M/9 COL.9 SAIDAS C/MED.CAUDAL 1X18	136.54
02280114R553MY010	R553M/10 COL.10 SAIDAS C/MED.CAUDAL 1X18	SobConsulta
02280114R553SY002	R553S/2 COLECT.C/VALV.2 SAIDAS 1X18	20.34
02280114R553SY003	R553S/3 COLECT.C/VALV.3 SAIDAS 1X18	29.71
02280114R553SY004	R553S/4 COLECT.C/VALV.4 SAIDAS 1X18	38.86
02280114R553SY005	R553S/5 COLECT.C/VALV.5 SAIDAS 1X18	47.69
02280114R553SY007	R553S/7 COLECT.C/VALV.7 SAIDAS 1X18	66.12
02280114R553SY022	R553S/2 COLECT. 2 SAIDAS 11/4X18	22.39
02280114R553SY023	R553S/3 COLECT.3 SAIDAS 11/4X18	33.70
02280114R553SY024	R553S/4 COLECT. 4 SAIDAS 11/4X18	48.68
02280114R553SY025	R553S/5 COLECT. 5 SAIDAS 11/4X18	61.27
02280114R553SY026	R553S/6 COLECT. 6 SAIDAS 11/4X18	72.25
02280114R553SY027	R553S/7 COLECT. 7 SAIDAS 11/4X18	84.10
02280114R553SY028	R553S/8 COLECT. 8 SAIDAS 11/4X18	84.24
02280114R553SY029	R553S/9 COLECT. 9 SAIDAS 11/4X18	111.31
02280114R553SY030	R553S/10 COLECT. 10 SAIDAS 11/4X18	109.69
02280114R553SY031	R553S/11 COLECT. 11 SAIDAS 11/4X18	132.88
02280114R553SY032	R553S/12 COLECT. 12 SAIDAS 11/4X18	147.38
02280114R553VY002	R553V/2 COLECT.C/VALV.2 SAIDAS 1X18	21.63
02280114R553VY003	R553V/3 COLECT.C/VALV.3 SAIDAS 1X18	30.65
02280114R553VY004	R553V/4 COLECT.C/VALV.4 SAIDAS 1X18	40.12
02280114R553VY005	R553V/5 COLECT.C/VALV.5 SAIDAS 1X18	63.17
02280114R553VY006	R553V/6 COLECT.C/VALV.6 SAIDAS 1X18	75.69
02280114R553VY007	R553V/7 COLECT.C/VALV.7 SAIDAS 1X18	88.36
02280114R553VY008	R553V/8 COLECT.C/VALV.8 SAIDAS 1X18	101.34
02280114R553VY009	R553V/9 COLECT.C/VALV.9 SAIDAS 1X18	116.15
02280114R553VY011	R553V/11 COLECT.C/VALV.11 SAIDAS 1X18	140.32
02280114R553VY012	R553V/12 COLECT.C/VALV.12 SAIDAS 1X18	153.08
02280114R553VY026	R553V/6 COLECT.C/VALV.6 SAIDAS 114X18	93.55
02280114R553VY027	R553V/7 COLECT.C/VALV.7 SAIDAS 114X18	110.04
02280114R553WY001	R553W ISOLAMENTO P/COLECT.C/CAUDALIM.1	49.19
02280114R553WY002	R553W ISOLAM.GRUPO PURGA 1 (COL.C/CAUDIL	40.72
02280114R553WY007	R553W ISOLAMENTO P/COLECT.C/CAUDAL. 11/4	52.00
02280114R553WY012	R553W ISOLAM. GRUPO R269T 1 (COL.C/CAUD)	41.55
02280114R553Y002	R553D/2 COLECT.MON.2 SAIDAS 1X18	51.35
02280114R553Y004	R553D/4 COLECT.MON.4 SAIDAS 1X18	98.29
02280114R553Y005	R553D/5 COLECT.MON.5 SAIDAS 1X18	119.86
02280114R553Y006	R553D/6 COLECT.MON.6 SAIDAS 1X18	140.97
02280114R553Y007	R553D/7 COLECT.MON.7 SAIDA 1X18	161.88
02280114R553Y008	R553D/8 COLECT.MON.8 SAIDA 1X18	182.77
02280114R553Y010	R553D/10 COLECT.MON.10 SAIDA 1X18	230.68



02280114R553Y011	R553D/11 COLECT.MON.11 SAIDA 1X18	248.35
02280114R553Y012	R553D/12 COLECT.MON.12 SAIDA 1X18	270.08
02280114R553Y025	R553D/5 COLECT.MON.5 SAIDAS 11/4X18	129.69
02280114R553Y026	R553D/6 COLECT.MON.6 SAIDAS 11/4X18	153.78

COLECTORES PRE-MONTADOS R557/R557F

02280115R557FY004	R557F/4 COLECT.PAV.RADIANTE 1X18	372.13
02280115R557FY005	R557F/5 COLECT.PAV.RADIANTE 1X18	398.03
02280115R557FY006	R557F/6 COLECT.PAV.RADIANTE 1X18	425.62
02280115R557FY007	R557F/7 COLECT.PAV.RADIANTE 1X18	471.62
02280115R557Y002	R557/2 COLECT.PAV.RADIANTE 1X18	210.40
02280115R557Y003	R557/3 COLECT.PAV.RADIANTE 1X18	227.83
02280115R557Y004	R557/4 COLECT.PAV.RADIANTE 1X18	251.94
02280115R557Y005	R557/5 COLECT.PAV.RADIANTE 1X18	269.46
02280115R557Y006	R557/6 COLECT.PAV.RADIANTE 1X18	288.32
02280115R557Y007	R557/7 COLECT.PAV.RADIANTE 1X18	305.77
02280115R557Y008	R557/8 COLECT.PAV.RADIANTE 1X18	324.76
02280115R557Y009	R557/9 COLECT.PAV.RADIANTE 1X18	344.18
02280115R557Y010	R557/10 COLECT.PAV.RADIANTE 1X18	381.82
02280115R557Y011	R557/11 COLECT.PAV.RADIANTE 1X18	412.69
02280115R557Y012	R557/12 COLECT.PAV.RADIANTE 1X18	439.91

**COLECTORES PRE-MONTADOS R559B**

02280117R559BY004	R559B 4GRP PRE-MONT.C/CENTRALINA 1X18	2294.1
02280117R559NY004	R559NY004 GRP PRE-MONT.S/CENTRAL.1X18	1018.5
02280117R559NY006	R559NY006 GRP PRE-MONT.S/CENTRAL.1X18	1095.3
02280117R559NY008	R559NY008 GRP PRE-MONT.S/CENTRAL.1X18	1176.7
02280117R559NY010	R559NY010 GRP PRE-MONT.S/CENTRAL.1X18	1239.5
02280117R559NY012	R559NY012 GRP PRE-MONT.S/CENTRAL.1X18	1294.8

DISPLEY C/VIS./MOD.VARIAVEL KD

02280126KD200Y001	KD200 DISPLAY VIS/MOD VARIAVEIS	382.47
02280126KD201Y001	KD201 DISPLAY REMOTO P/CENTRALINA REGUL.	465.07
02280126KD300Y001	KD300 TOUCH SCREEN	686.00
02280126KD410Y001	KD410 UNID COMANDO CONECT-RAD 12V	837.71

FAIXA PERIMETRAL K369

02280111K369DY001	K369DY001 FAIXA P/ JUNTAS DILATAÇÃO	1.46
02280111K369Y021	K369 ISOLAMENTO PERIMETRAL 15X0.8	1.50
02280111R984Y005	R984 BARREIRA VAPOR P/PAV.RADIANT.P/R981	1.65

GRUPOS DE MISTURA A PONTO FIXO R557R1

02280127R553AY003	R553A/3 KIT PRÉ MONTADO 1	175.55
02280127R557RY024	R557R-2 GRUPO PRÉ-MONT. C/PONTO FIXO	1030.8
02280127R557RY040	R557R-1 GRUPO MIST.A PONTO FIXO C/BOMBA	559.89
02280127R557RY043	R557R-1 GRUPO MIST.A PONTO FIXO S/BOMBA	296.41

KIT GIACOKLIMA P/AQUECIMENTO K370A

02280102K360Y001	K360 TRANSFORMADOR GIACOKCLIMA 220/24V	130.98
02280102K360Y002	K360 TRANSFORMADOR GIACOKCLIMA 230/12V	221.02
02280102K370AY001	K370A KIT GIACOKLIMA CHAO RADIANTE	883.74
02280102K371AY001	K371A MODULO CONTROLO K361	339.77

LIGADOR NAO CROMADO R531

02280123R531Y003	R531 LIG.PORT-TERM P/COL.18X18	3.45
------------------	--------------------------------	------

LIGAÇÃO INTERMED.P/R553/7 E R554A/R269T

02280118R269TY035	R269T GRUPO MULTIFUNCAO P/COL.R553 1	100.43
02280118R554AY001	R554A LIG.INTERMED.P/COL. R557	16.60

LIGAÇÃO INTERMEDIA R554D

02280121R554DY005	R554D LIG.INTERMEDIA 1	37.39
02280121R554DY006	R554D LIG.INTERMEDIA 11/4	40.46

LIGAÇÃO INTERMEDIA R554I

02280122R554IY004	R554I LIG.TERM.C/PURG.AUT.3/4	15.42
02280122R554IY005	R554I LIG.TERM.C/PURG.AUT.1	15.78



LIQUIDO DE PROTECÇÃO K375

02280112K375Y001	K375 EMBALAGEM LIQ.ANTINCRUSTANTE	38.44
02280112K375Y021	K375 EMBALAGEM LIQ.ANTINCRUSTANTE(novo)	38.44

MEDIDOR DE CAUDAL R532

02280124R532Y001	R532 CAUDALIMETRO 3/8X18	16.50
------------------	--------------------------	-------

MODULOS REGULACAO

02280103K361AY001	K361A GIACOCLIMA-MICROP CHAO	555.35
02280103K498MY002	K498M CONVERSOR SIMAL PWM PARA O-10V	94.35
02280103KM202Y001	KM202 UNID.CONTROLO C/INTERFACE RS485	947.74
02280103KM203Y001	KM203 CONTROLADOR DE REDE	759.50
02280103KPM20Y001	KPM20 CENTRALINA REGULACAO	611.94
02280103KPM30Y001	KPM30 CENTRALINA C/DISPLAY S/ TERMOST.1M	678.90
02280103KPM30Y003	KPM30 CENTRALINA C/DISPLAY 3 TERMOST.1M	678.90
02280103KPM30Y004	KPM30 CENTRALINA C/DISPLAY 16 TERMOST.1M	686.07
02280103KPM30Y005	KPM30 CENTRALINA C/DISPLAY 16 TERMOST.2M	778.64
02280103KPM35Y001	KPM35 MODULO DE EXPANSAO I/O	291.62
02280103KPM36Y002	KPM36 MODULO P/INTEGRAÇÃO KNX	470.70
02280103KPM40Y002	KPM40 MODULO ATUADOR HYDRO MODBUS	729.53
02280103KSMSAY001	KSMSA MODULO ENVIO/RECEPCÇÃO SMS	671.02

PLACA R982

02280109R979NY001	R979N PLACAS PAV.RAD.19 MM	17.16
02280109R979SY001	R979S PLACAS SPIDER (P50XH22)MM C/ADES	17.81
02280109R979SY021	R979S PLACAS SPIDER PAV.RAD.T50XH22C/ISO	21.69
02280109R979Y003	R979 PLACAS PAV.RAD.(P50XH32)MM	19.38
02280109R979Y033	R979 PLACA PAV.RAD.PRETA (P50XH32) MM	11.06
02280109R979Y043	R979 PLACA PAV.RAD.PRETA (P50XH32) MM	10.84
02280109R979Y044	R979 PLACA PAV.RAD.PRETA (P50XH42) MM	14.23
02280109R979Y045	R979 PLACA PAV.RAD.PRETA (P50XH52) MM	16.92
02280109R982QEY03	R982 PLACA PAVIM.RAD.(P50XH38) MM PRETO	13.04
02280109R982QY003	R982 PLACA PAVIM.RAD.(P50XH39) MM	16.21
02280109R982Y001	R982 PLACAS PAV.RAD.(T75XH60)	18.92
02280109R982Y002	R982 PLACAS PAV.RAD.(T75XH45) VERDE	13.89

SONDA ANTI-CONDENSAÇÃO

02280106K366AY001	K366A GIACOKLIMA SONDA ORVALHO	116.58
-------------------	--------------------------------	--------

SONDA TEMPERATURA

02280105K365AY001	K365A GIACOCLIMA-SONDA EXT.	123.73
02280105K365PY001	K365P SONDA EXTERIOR C/SENSOR	111.62
02280105K410WY002	K410W SENSOR TEMP/HUM WIRELESS 1.5V	189.81
02280105K410WY003	K410W SENSOR TEMP WIRELESS 1.5V	158.97
02280105K410WY012	K410W SENSOR TEMP/HUM WIRELESS 12V	208.88
02280105K465Y001	K465 SONDA EXT. HYDRO KPM40/AIR KPM45	148.50

TERMINAL P/COLECTOR R591D

02280119R591DY004	R591D TERM.P/COLECTOR 3/4	2.72
02280119R591DY005	R591D TERM.P/COLECTOR 1	3.01
02280119R591DY006	R591D TERM.P/COLECTOR C/AUTO-VEDAC.11/4	4.37

TERMINAL PRE-MONTADO R554B

02280120R554BY004	R554B TERMINAL PRE-MONTADO 3/4	19.67
02280120R554BY005	R554B TERMINAL PRE-MONTADO 1	17.41
02280120R554BY006	R554B TERMINAL PRE-MONTADO 11/4	21.84
02280120R554CY004	R554C TERMINAL C/PURG.3/4	14.90

TERMOSTATOS ELECTRONICO K480/483

02280108K480IY001	K480I CRONOTERM.ELECTRO.DIGITAL	266.17
02280108K480Y001	K480 TERMOST.AMBIENTE GIACOKLIMA 230V	76.68
02280108K481AY001	K481 TERMOSTATO ELECTR.DIGITAL	152.46
02280108K481AY002	K481A TERMOST.ELECT.C/SONDA HUMIDADE	197.60
02280108K481AY511	K481AE TERMOSTATO AMBIENTE ANALOGICO	34.17
02280108K481BY001	K481B TERMOSTATO DIGITAL	127.38
02280108K483AY001	K483A TERMOST.ELECT.DIGI.C/REL.S/SOND.HU	199.41



02280108K483AY002	K483A TERMOST.ELECTR.DIGI.C/RELE SOND.HU	251.20
02280108K483FY002	K483F TERMOST.ELECTR.DIGI.P/VENT.SOND.HU	580.06
02280108K485AY002	K485A Sonda TEMPERATURA E HUMIDADE	227.58
02280108K489Y001	K489 CX ENCASTRAR TERMOSTATOS K482/3	2.47
02280108K489Y003	K489 CAIXA P/ENCASTRAR KD300	10.05

TUBO PEX P/AQUEC."GIACOTHERM" P.RADIANTE

0228010114	R996 TUBO PEX GIACOTHERM 14X2.0 C/BAR	1.16
0228010116	R996 TUBO PEX GIACOTHERM 16X2.0 C/BAR	1.45
0228010117	R996TY033 TUBO GIACOTHERM 17X2.0 240MT	1.16
02280101170	R996TY052 TUBO GIACOTHERM 17X2.0 600MT	1.16
02280101171	R996TY252 TUBO GIACOTHERM 17X2.0 600MT	1.16
0228010118	R996 TUBO PEX GIACOTHERM 18X2.0 C/BAR	1.63
0228010120	R996 TUBO PEX GIACOTHERM 20X2.0 C/BAR	1.86
02280101R865Y001	R865 DESENROLADOR UNIVP/TUBO	414.33
02280101R996Y021	R996 TUBO PEX GIACOTHERM 20X2.0 C/BAR	1.82

**SISTEMAS RADIADOR GI****ABAS LATERAIS R822**

02280302R822Y002	R822 ABAS LATERAIS P/RADIADOR 500M	23.62
02280302R822Y003	R822 ABAS LATERAIS P/RADIADOR 600M	26.93

RADIADORES GIACOSTAR R815

02280301R815Y008	R815 RADIADOR 600MM 8 ELEMENTOS	270.64
------------------	---------------------------------	--------

TAMPA P/TOMADA HIDRAULICA R317C

02280304R317CY0001	R317C TAMPA P/TOMADA HID.PAR.	5.75
--------------------	-------------------------------	------

TOMADA HIDRAULICA R317M

02280303R317MX002	R317M TOMADA HIDRAL.PAREDE 16X16	19.84
-------------------	----------------------------------	-------

TUBO GIACOTHERM VM C/BAR R978R

02280308R978RY228	R978R TUBO GIACOMINI VM C/BAR 16X2/360M	1.07
02280308R978RY256	R978R TUBO GIACOMINI VM C/BAR 20X2/400M	1.81
02280308R978Y234	R978 TUBO GIACOTHERM C/BAR 17X2 (120M)	1.16
02280308R978Y237	R978 TUBO GIACOTHERM C/BAR 17X2 (600M)	1.16

VALVULAS GIACOSTAR R315N

02280307R315NX008	R315N CORPO VALV.TERM.1" P/ELEM.80MM	6.81
-------------------	--------------------------------------	------

TUBOS E ACESSORIOS G**JOELHOS A 45. PP GIACOGREEN H144**

02280910032	H144 JOELHO PP A 45.32X32	1.53
-------------	---------------------------	------

JOELHOS A 90. PP GIACOGREEN H122

02280909032	H122 JOELHO PP A 90.32X32	1.53
02280909040	H122 JOELHO PP A 90.40X40	3.64
02280909050	H122 JOELHO PP A 90.50X50	6.41
02280909063	H122 JOELHO PP A 90.63X63	8.81

LIGADORES MACHO PP GIACOGREEN H107

02280907032	H107 LIGADOR PP 32X1 M	15.07
-------------	------------------------	-------

REDUÇÕES PP GIACOGREEN H103

02280903040032	H103 REDUCAO PP M/F 40X32	2.16
02280903050032	H103 REDUCAO PP M/F 50X32	4.22
02280903050040	H103 REDUCAO PP M/F 50X40	4.17
02280903063050	H103 REDUCAO PP M/F 63X50	6.41

TES REDUÇÃO PP GIACOGREEN H151

02280914040032040	H151 TE REDUCAO PP 40X32X40	6.09
02280914050032050	H151 TE REDUCAO PP 50X32X50	10.24
02280914063032063	H151 TE REDUCAO PP 63X32X63	14.25

TES SIMPLES PP GIACOGREEN H150

02280913032	H150 TE SIMPLES PP 32	1.55
02280913050	H150 TE SIMPLES PP 50	7.36

TUBOS PP GIACOGREEN H100

02280901H100Y004	H100 TUBO PP-32 GIACOGREEN (VARAS 4MTS)	4.59
02280901H100Y005	H100 TUBO PP-40 GIACOGREEN (VARAS 4MTS)	7.17



02280901H100Y006	H100 TUBO PP-50 GIACOGREEN (VARAS 4MTS)	10.35
02280901H100Y007	H100 TUBO PP-63 GIACOGREEN (VARAS 4MTS)	16.67

VALVULAS E ACESSORIO**ADAPTADOR P/COBRE R178**

02280217R178X013	R178 ADAPTADOR P/COBRE 16X12	1.70
02280217R178X015	R178 ADAPTADOR P/COBRE 16X14	1.70
02280217R178X016	R178 ADAPTADOR P/COBRE 16X15	1.70
02280217R178X018	R178 ADAPTADOR P/COBRE 16X16	1.70
02280217R178X034	R178 ADAPTADOR P/COBRE 18X15	1.80
02280217R178X036	R178 ADAPTADOR P/COBRE 18X18	1.80

ADAPTADORES DECORATIVOS P/TUBO COBRE

02280257T178CX016	T178C ADAPTADOR DECOR.TUBO COBRE 16X15	3.14
-------------------	--	------

CABEÇAS ELECTRICAS R478

02280224R453FY002	R453F ADAPT.PLASTICO M30X1.5MM CLIP CLAP	0.50
02280224R453HY011	R453H ADAPT. PLAST.P/CABEÇ. TERMOST.	0.87
02280224R453HY012	R453H ADAPTADOR PLAST.P/CRONO.K470H	0.95
02280224R453Y001	R453 ANEL DENTADO P/R400	0.71
02280224R453Y002	R453 ANEL DENTADO P/R473/R478	0.66
02280224R463X002	R463 CABECA TERMOST.C/REGUL.DIST.2M	61.49
02280224R463X005	R463 CABECA TERMOST.C/REGUL.DIST.5M	75.70
02280224R478MX021	R478 CAB.ELECT.P/COL.R553-C/MI 230V	33.54
02280224R478X121	R478 CAB.ELECT.P/COL.R553-R53 230V	33.52

CABEÇAS ELECTRICAS R479 E R473

02280225R454Y001	R454 ABRAÇADEIRA P/CABEÇA TERMOST.	0.71
02280225R473MX221	R473M CABEC.ELEC.COL R553-R53 C/MI 230V	32.81
02280225R473MX222	R473M CABEC.ELEC.COL R553-R53 C/MI 24V	32.81
02280225R473X221	R473 CABEC.ELECT.P/COL 230 V CABO 1.5	26.31
02280225R473X222	R473 CABEC. ELECT.P/COL 24 V S/MICR	26.31
02280225R479X101	R479 CABEC.ELECT.P/VALV.TERM.COLE.230V	22.31

CABEÇAS TERMOST.C/SENSOR DISTANCIA R462L

02280226R462LX001	R462L CABECA TERM.C/SENSOR DISTANCIA	48.32
02280226R462LX021	R462L2 CABECA TERM.LIMIT.TEMPER.1/2"	52.28
02280226R462X002	R462 CABECA TERMOST.C/CAPILAR 2MTS	45.99
02280226R465Y001	R465Y001 SUP.FIXACAO SENSOR CAB.R462L	4.36

CABEÇAS TERMOSTATICAS C/SENSOR CERA R452

02280222R452X101	R452 CABECA TERM.C/SENSOR CERA	14.59
------------------	--------------------------------	-------

CABEÇAS TERMOSTATICAS C/SENSOR LIQ.R456

02280223R456X101	R456 CABECA TERM.C/SENSOR LIQUIDO	16.41
------------------	-----------------------------------	-------

CABEÇAS TERMOSTATICAS C/SENSOR LIQ.R470

02280221K470HX001	K470H CRONOTERMOSTATO P/RADIADOR	55.36
02280221R468HX001	R468H CABECA TERMOST.C/SENSOR LIQUIDO	15.02
02280221R468X001	R468 CABECA TERMOST.C/SENSOR LIQUIDO	16.77
02280221R470X001	R470 CABECA TERMOST.C/SENSOR LIQUIDO	14.59

CHAVE DE REGULAÇÃO C/VOLANTE R73K

02280246R73KY001	R73K CHAVE REG.C/VOLANTE P/R585	1.65
------------------	---------------------------------	------

CHAVE DE REGULAÇÃO DAS VALVULAS R73P

02280252R73PY001	R73P CHAVE REG.P/VAL.R401/2/11/12P	0.59
------------------	------------------------------------	------

CHAVE DE REGULAÇÃO P/COLECTORES R558

02280247R558Y001	R558 CHAVE P/REG.COLECT.P/R553	2.84
------------------	--------------------------------	------

CHAVE POLIGONAL ABERTA R131

02280249R131Y001	R131 CHAVE POLIGONAL ABERTA 24	19.53
02280249R131Y003	R131 CHAVE POLIGONAL ABERTA 27/29	21.34
02280249R131Y004	R131 CHAVE POLIGONAL ABERTA 29/30	24.33
02280249R79BY001	R79B CHAVE UNIV. P/JUNCOES 3/8 - 11/4	56.31

CHAVE PURGADOR R74

02280248R74Y001	R74 CHAVE P/PURGADOR	0.45
-----------------	----------------------	------

CHAVE SUB.CORPO DAS VALV.R400

02280250R400Y001	R400 CHAVE CORPO VALVULA	40.17
EXTENÇÃO TELESCÓPICA CROMADA R173		
02280220R173X003	R173 UNIAO TELESCÓPICA CROM.1/2	2.60
02280220R173X004	R173 UNIAO TELESCÓPICA CROM.3/4	4.07
02280220R173X033	R173TG UNIAO TELESCÓPICA 1/2	4.30
KITES RADIADORES R100		
02280258R100X002	R100 KIT RAD (R411+R29+R470+2R178 16X15)	22.78
02280258R101X000	R101 KIT RAD (R431+R29+2R178 16X15)	15.08
LIGADOR EM ESQUADRIA CROMADO 1/2" R125		
02280240R125AX003	R125A LIG.ESQ.CROM.1/2 P/R438-1 E R436-1	5.54
02280240R125X003	R125 LIG.ESQ.CROM.1/2 P/R327	5.55
LIGADOR EM ESQUADRIA CROMADO R125B		
02280241R125BX003	R125B LIG.ESQ.CROM.1/2 C/AUTO-VEDAÇ.	5.57
LIGADOR SIMP.C/ROSETA P/VALV.E RET.R452		
02280219R542Y011	R542 LIG.SIMPLES C/ROSETA LIG.16X16	8.86
LIQUIDO DE PROTECÇÃO R831		
02280251R831Y001	R831 LIQUIDO ANTI-CORROSIVO INST.NOVAS	20.81
02280251R831Y002	R831 LIQUIDO ANTI-CORROSIVO INST.EXIST.	17.97
PROT.ANTI-VIOLAÇÃO P/R452 E R455B		
02280228R455CY001	R455C PROT.ANTI EXTRA.P/CAB.TERMOS.R470	5.47
PROT.ANTI-VIOLAÇÃO P/R456/457 E R455A		
02280227R455AY001	R455A PROTECCAO CAB.TER.R456	4.62
PURGADOR AUT.P/RADIADOR R2000		
02280243R200X001	R200/3 PURGADOR AUTOMATICO DIR.1	4.59
02280243R200X002	R200/4 PURGADOR AUTOMATICO ESQ.1	4.59
RETENDOR DIREITO CROMADO R15TG		
02280212R15X033	R15TG VALV.RET.FER.DIR.1/2X1/2	6.76
02280212R15X034	R15TG VALV.RETENT.DIREITO CR 3/4X3/4	9.49
RETENDOR DE ESQUADRIA CROMADO R14TG		
02280211R14TGX035	R14TG VALVULA RET.FER.ESQ.1"	14.78
02280211R14X033	R14TG VALVULA RET.FER.ESQ.1/2	6.24
02280211R14X034	R14TG VALVULA RET.FER.ESQ.3/4	9.47
02280211R17X033	R17TG VALVULA RET.FER.DIR.1/2	6.14
RETENDOR DIREITO CROMADO R31ATG		
02280214R31X033	R31TG VALVULA RET.DIR.1/2X16	6.49
RETENDOR EM ESQUADRIA CROMADA R16A		
02280215R16X033	R16TG VALVULA RET.CROM.ESQ.1/2	5.11
RETENDOR EM ESQUADRIA CROMADA R29ATG		
02280213R29TGX033	R29TG VALV.RET.ESQ.1/2X16	5.79
RETENTORES DECORATIVA		
02280254T25CX003	T25C VALV.ESQ.REG.SIMPLES CROM.1/2X16	17.73
02280254T29CX003	T29C RETENTOR ESQ.CROM.1/2X16	17.46
02280254T31CX003	T31C RETENTOR DIREITO ESP.CROM 1/2X16	17.46
02280254T432CX003	T432C VALV.MICRO TERMOS.DIR.CROM.1/2X16	17.73
ROSETA UNIVERSAL P/R542 E R175A		
02280237R175AY001	R175A ROSETA SIMPLES 12MM	0.57
02280237T175DX001	R175D ROSETA SIMPLES CROMADA 12-18MM	2.44
ROSETA UNIVERSAL P/VALV.MONOT.R175B		
02280238R175BY001	R175B ROSETA DUPLA P/MONO/BITUBO 16MM	0.63
ROSETA UNIVERSAL P/VALVULA MONT.R175C		
02280239R175CY001	R175C ROSETA DUPLA P/VALV.18MM	0.63
SONDA EM PLASTICO R171P		
02280242R171FY002	R171F SONDA COBRE 12-450mm P/VALV.R357M1	7.24
02280242R171PY001	R171P TUBO P/SONDA PVC P/VALV.RAD.11	1.08
02280242R171PY002	R171P TUBO P/SONDA PVC P/VALV.RAD.12	1.08
02280242R171PY003	R171P TUBO P/SONDA PVC P/VALV.RAD.14	1.08



TAMPAO C/PURGADOR R90

02280244R90X002	R90 TAMPAO C/PURG.ORIENTAVEL 3/8	1.29
02280244R90X003	R90 TAMPAO C/PURG.ORIENTAVEL 1/2	1.29

TAMPAO C/PURGADOR R91-T2

02280245R91X003	R91/2 TAMPAO C/PURGADOR CROM.1/2	1.70
02280245R91Y003	R91 TAMPAO C/PURGADOR MANUAL AMAR.1/2	1.24
02280245R92X003	R92/2 TAMPAO P/RAD.CROM.1/2"	1.04
02280245R92Y003	R92 TAMPAO P/RAD.NAO CROM.1/2"	0.72

VALV.PURGADOR C/VOLANTE R66A

02280259R66AX000	R66A VALV.PURGADOR C/VOLANTE 1/8	1.32
------------------	----------------------------------	------

VALVULA BITUBO C/RETENTOR INCORP.R440

02280229R440NX032	R440N VALV.TER BITUBO 1/2X16	16.23
02280229R440X002	R440 VALV.TER BITUBO 1/2X16	16.23

VALVULA DIREITA CROMADA R412 TG

02280204R412X002	R412 VALVULA TERM.DIRT.1/2X16	7.33
02280204R412X033	R412TG VALVULA TERM.DIRT.1/2X16	7.33

VALVULA EM ESQUADRIA CROMADA R411 TG

02280203R411X033	R411TG VALV.TERM.ESQUADRIA 1/2X16	5.48
------------------	-----------------------------------	------

VALVULA ESQ.REGULAÇÃO SIMOLES CROM.R25TG

02280256R25X033	R25TG VALVULA RAD.SIMPLES ESQ.1/2X16	6.33
-----------------	--------------------------------------	------

VALVULA ESQUADRIA CROMADA R415 TG

02280205R415X033	R415TG VALVULA TER.1/2	7.95
02280205R415X042	R415TG VALVULA TER.1/2X16	7.85

VALVULA MANUAL ESQUADRIA R5A

02280255R5X033	R5TG VALVULA REG.SIMPLES ESQ.1/2	6.40
02280255R6X034	R6TG VALVULA DIREITA REGUL.CR 3/4	12.10

VALVULA MICRO.P/MONOTUBO C/RET.INC.R437

02280232R437NX031	R437 VALVULA 4V MICRO.MONOTUBO 1/2X16	18.23
02280232R437TGX031	R437 VALVULA 4V MICRO.MONOTUBO 1/2X16	18.23
02280232R437X022	R437 VALVULA 4V MICRO.MONOTUBO 1/2X18	18.23
02280232R437X032	R437 VALVULA 4V MICRO.MONOTUBO 1/2X18	18.23

VALVULA MICRO.P/MONOTUBO S/LIG.R356M

02280233R356MX002	R356M VALVULA MONOTUBO S/LIG.3/4X18	24.00
-------------------	-------------------------------------	-------

VALVULA MICRO.P/MONOTUBO S/LIG.R357M

02280234R357MX062	R357M1 VALVULA MICRO.DIRT.1/2X18	19.71
-------------------	----------------------------------	-------

VALVULA MICRO.P/MONOTUBO S/LIG.R358M

02280235R358MX012	R358M/1 VALVULA MONO ESQ.1/2X18	27.98
-------------------	---------------------------------	-------

VALVULA MICROMETRICA DIRT.CR R422

02280207R422X133	R422TG VALV.MIC.TER.TUBO FER.1/2X1/2	8.39
------------------	--------------------------------------	------

VALVULA MICROMETRICA DIRT.CR R432TG

02280209R432TGX03	R432TG VALV.MIC.TER.DIR.1/2X16	7.62
-------------------	--------------------------------	------

VALVULA MICROMETRICA ESQ..CR R431TG

02280208R431TGX03	R431TG VALV.MIC.TER.ESQ.1/2X16	5.89
-------------------	--------------------------------	------

VALVULA MICROMETRICA ESQ.CR R421TG

02280206R421TGX03	R421TG VALV.MIC.TER.TUBO FER.1/2	7.56
02280206R421TGX034	R421TG VALV.MIC.TER.TUBO FER.3/4	11.24
02280206R421TGX133	R421TG VALV.MIC.TER.TUBO FER.1/2	7.56
02280206R421X133	R421TG VALV.MIC.TER.TUBO FER.1/2	7.56

VALVULA MICROMETRICA ESQ.CR R435

02280210R435X062	R435TG VALVULA MIC.TER F/P.1/2X16	8.10
------------------	-----------------------------------	------

VALVULA MICROMETRICA R356B1

02280230R356BX011	R356B/1 VALV.BITUBO TERMICA 1/2X16	25.56
-------------------	------------------------------------	-------

VALVULA P/INST.MONOTUBO E BITUBO R304T-2

02280231R304TX021	R304T2 VALVULA 4 VIAS 1/2X16 C/S.P.	26.99
-------------------	-------------------------------------	-------

VALVULAS DECORATIVA T431C

02280253T431CX003	T431C VALV.TERM.ESQUAD.CROM.1/2X16	17.73
02280253T470CX001	T470C CAB.DECOR.TERMOST.C/SENSOR LIQ,	24.49

VALVULAS DIREITA CROMADA R402 TG/403 TG

02280202R402X034	R402TG VALV.TERM.DIR.3/4"	12.65
02280202R402X035	R402TG VALV.TERM.DIR.1"	18.23
02280202R402X133	R402TG VALV.TERM.DIR.1/2"	8.10
02280202R403X034	R403TG VALV.TERM.ESQUAD.DIRT.1/2X18	9.14
02280202R403X054	R403TG VALV.TERM. ESQ.1/2"	10.98
02280202R403X064	R403TG VALV.TERM. DIR.1/2"	11.99
02280202R403X234	R403PTG VALV.TERM.ESQUAD. DRT.1/2X18	SobConsulta

VALVULAS ESQUADRIA CROMADA R401 TG

02280201R401X034	R401TG VALV.TERM.ESQ.3/4	12.16
02280201R401X035	R401TG VALV.TERM.ESQ.1	17.55
02280201R401X133	R401TG VALV.TERM.ESQ.1/2	7.14

**VASOS EXPANSAO****VASOS EXPANSAO SANITARIAS**

02282001VESPTY003	VESPT-1 VASO EXP. SANITARIO 18 LTS	47.81
02282001VESPTY005	VESPT-1 VASO EXP. SANITARIO 33 LTS	108.74

SISTEMAS CLIMATIZACAO WATTS**AQUECIMENTO E AQS WA****ACTUADORES VALVULAS ZONA 580T WATTS**

02290179220230	ACTUADOR VALV.ZONA 580T 220/230V WATTS	129.27
----------------	--	--------

CAIXAS DE CONEÇÃO 4 ZONAS RF WATTS

02290188001	CAIXA CONEX.4 ZONAS RF 230V+RECEPT.	158.35
02290188002	CAIXA SLAVE 4 ZONAS RF 230V P-3004	53.17

CAIXAS DE CONEÇÃO 4 ZONAS WATTS

02290185002	CAIXA CONEX.MASTER 4 ZONAS 230V WFHC-4	56.91
02290185006	CAIXA SLAVE 4 ZONAS RADIANT 230V WFHC-4	48.93

CAIXAS DE CONEÇÃO 6 ZONAS RF WATTS

02290189010	CAIXA CONEX.6 ZONAS RF 230V+RECEPT.	174.65
02290189011	CAIXA SLAVE 6 ZONAS RF 230V P-3005	67.97

CAIXAS DE CONEÇÃO 6 ZONAS WATTS

02290186011	CAIXA CONEX.MASTER 6 ZONAS 230V WFHC-6	66.07
02290186015	CAIXA SLAVE 6 ZONAS PAV.RAD.230V WFHC-6	56.91

GRUPO ENCHIMENTO AUTOMATICO WATTS

02290166001	0240100 GRUPO ENCHIMENTO 1/2 MF WATTS	39.04
-------------	---------------------------------------	-------

GRUPOS DE SEGURANÇA SFR

0229013402	GRUPO SEGURANÇA SFR 3/4 STANDARD	28.14
0229013404	GRUPO SEGURANÇA SFRC 3/4 CURVO INOXID.	33.08
0229013405	VALVULA SEGURANÇA PT-684 MF 1/2 7BAR	48.71

PROGRAMADORES/TERMOST.PAV.RAD.WATTS

02290187001	SONDA EXT.TEMP.NTC 10K 3M P-1228/0	7.75
02290187008	TERMOSTATO DIG.WATTS 04WFHTRF010	59.96
02290187009	TERMOSTATO ANAL.WATTS 04WFHTRF001	45.94
02290187010	TERMOSTATO DIGITAL PAVIM.RAD.04WFHT041	50.80
02290187011	0407605NE TERMOSTATO FAN COIL ANA.WATTS	35.23
02290187020	PROGRAMADOR PAVIM.RADIANTE 230V	81.20

PURGADORES DE AR (METAL)

0229014601	PURGADOR AR MANUAL 1/8 METAL	0.99
------------	------------------------------	------

PURGADORES DE AR ERD WATTS

02290145032	SEPARADOR DE AR ERD25 1 WATTS	42.07
02290145050	SEPARADOR DE AR ERD40 11/2 WATTS	44.93

SIFÕES GRUPO DE SEGURANÇA

0229013601	SIFAO GRUPO SEGURANÇA NF PLAST.	3.54
------------	---------------------------------	------

UNIDADES DE CONTROL FLOWBOX FBC-H

02290184001	UNIDADE CONT.FLOWBOX FBC-H WILO RS 25/6	938.50
-------------	---	--------



VALVULAS ZONA SERIE 560/561/571T WATTS

02290180571032	VALV.ZONA 571T 2 VIAS FF 1 WATTS	88.68
----------------	----------------------------------	-------

VALVULAS DE EQUILIBRIO WATTFLOW BP

02290152015	VALVULA EQUILIB.WATTFLOW BP DN 15 1X1	51.08
-------------	---------------------------------------	-------

VALVULAS DE SEGURANÇA P/ENERGIA SOLAR

02290125004	VAL.SEG.SVE-SOL 4 BAR.1/2HX3/4H	13.93
-------------	---------------------------------	-------

02290125006	VAL.SEG.SVE-SOL 6 BAR.1/2HX3/4H	13.93
-------------	---------------------------------	-------

02290125010	VAL.SEG.SVE-SOL 10 BAR.1/2HX3/4H	13.93
-------------	----------------------------------	-------

VALVULAS DE SEGURANÇA TERMICA

02290131STS20R	VALVULA SEGURANÇA TERMICA STS 20R	93.64
----------------	-----------------------------------	-------

VALVULAS DE SEGURANÇA TERMO WATTS

02290126020	VALVULA SEGUR.TERMO 1/2 M/F W-3635	5.77
-------------	------------------------------------	------

02290126025	VALVULA SEGUR.TERMO 3/4 M/F 110472	13.00
-------------	------------------------------------	-------

VALVULAS DE SEGURANÇA WATTS

0229012102	VALVULA SEGURANC. M/F 1/2 3BAR MSL/E30	8.03
------------	--	------

0229012104	VALVULA SEGURANÇA M/F 1/2 7BAR MSL 70	13.20
------------	---------------------------------------	-------

0229012105	VALVULA SEGURANÇA M/F 1/2 8BAR MSL 80	13.59
------------	---------------------------------------	-------

0229012109	VALVULA SEGURANÇA MSV/E30 1/2 3BAR	9.68
------------	------------------------------------	------

0229012112	VALVULA SEGURANÇA F/F 1/2 7 BAR MSV70	9.68
------------	---------------------------------------	------

VALVULAS MISTURAD.TERMOST.MMV SOLAR WATT

022901581297531	VALVULA MIST.TERMOST.MMV SOLAR	76.65
-----------------	--------------------------------	-------

ENERGIAS RENOVAVEIS**PURGADORES AUTOMATICOS MINIVENT-SOL WATT**

02290915020	PURGADOR AUTOM. MV-SOL 1/2 M WATTS	10.80
-------------	------------------------------------	-------

GASOLEO WATTS**INDICADORES DE NIVEL HORIZONTAL MECA**

02290207012	FILTRO GASOLEO V1/A 70451 3/8 METALICO	8.79
-------------	--	------

02290207200	INDICADOR DE NIVEL HORIZ.MECA M200H	17.59
-------------	-------------------------------------	-------

02290207200V	INDICADOR DE NIVEL VERTICAL MECA M200V	32.38
--------------	--	-------

MANOMETROS E TERMOME**MANOMETRO GLICERINA INOXID.**

0229082217	MANOMETRO INOX DN63 0-6 BAR/PSI	13.16
------------	---------------------------------	-------

MANOMETROS M1-ABS WATTS

0229080104	TERMOMANOMETRO 120°-10BAR TIM-ABS WATTS	15.35
------------	---	-------

TERMOMANOMETROS C/BAINHA

0229083804	TERMOMANOME.BAINHA 63 AXIAL120C 6 BAR	14.01
------------	---------------------------------------	-------

0229083806	TERMOMANOME.BAINHA 80 RADIAL120C 6 BAR	22.45
------------	--	-------

TERMOMANOMETROS TIM-ABS WATTS

0229089503	MANOMETRO RADICAL 0-10BAR MI-ABS 50WATTS	5.97
------------	--	------

TERMOMETROS BIMETALICOS

0229084707	TERMOMETRO BIMET.AXIAL 63 0/120°C	6.39
------------	-----------------------------------	------

0229084713	TERMOMETRO BIMET.AXIAL 80 0/120°C	6.80
------------	-----------------------------------	------

TERMOMETROS CAPILAR CAIXA PLASTICO

0229086801	TERMOMETRO 0/120°C CAPILAR 1M	11.34
------------	-------------------------------	-------

TERMOMETROS CONEXAO RADIAL C/BAINHA

0229083903	TERMOMETRO CONEX.RAD.DN.63 0/120°C 50MM	26.92
------------	---	-------

0229083904	TERMOMETRO CONEX.RAD.DN.80 0/120°C 50MM	20.60
------------	---	-------

REGULACAO E CONTROLE**ACTUADORES P/VALVULAS FAN-COIL 22 C**

0229030501	ACTUADOR 22C 230V. NC 2 KLIOS WATTS	38.63
------------	-------------------------------------	-------

0229030502	ACTUADOR 22C 24V. NC 2 HILOS WATTS	38.63
------------	------------------------------------	-------

0229030503	ACTUADOR 22C 230V. NC 4H.+MICRO WATTS	38.63
------------	---------------------------------------	-------

GRUPOS HIDRAULICOS WATTS

02290307060080	10010424 SEPARADOR HIDRALICO HW-Q 60/80	135.65
----------------	---	--------

VALVULAS DE ZONA P/FAN-COIL

0229030405	VALV.ZONA FANCOIL 3131 A VIAS 3/4	37.08
0229030407	VALV. FANCOIL 413112 4 VIAS 1/2 MM	47.28
0229030408	VALV. FANCOIL 413134 4 VIAS 3/4 MM	49.44
0229030419	RACOR 840 VALV.ZONA 1/2X1/2	5.56
0229030420	RACOR 840 VALV.ZONA 3/4X3/4	7.83

SISTEMAS WATTS**CONTROLES P/ENERGIA SOLAR BASICO**

0229040801	CENTRALINA SOLAR BASICO LED P-3686	152.71
0229040805	CENTRALINA S.AVANÇADO PLUS CSC P04456	274.39

VALVULAS E AGUAS WAT**REDUTORES DE PRESSAO WATTS**

0229050487110	REDUTOR DE PRESSAO 3/4 87110 WATTS	36.53
---------------	------------------------------------	-------

REGULACAO E PROTECAO

02290506006	DISPOSITIVO ANTI GOLPE DE ARIETE WATTS	261.40
-------------	--	--------

VASOS E INTERCAMBIAD**GRUPOS COMBI P/VASO EXPANSAO WATTS**

0229071901	GRUPO COMBI P/VASO EXPANSAO 0607117	74.05
------------	-------------------------------------	-------

PRESSOSTATOS PM WATTS

02290726005	PRESSOSTATO PM/5 REG.1 A 5 E 0.6 A 2.5 B	16.38
02290726506067	506067 REGULADOR ELECTRON.CONTROL MATI	72.08

RACOR GRUPO COMI WATTS

0229072201	RACOR GRUPO COMBI 0608102 SOLAR	11.85
0229072202	232040 VALV. MULTIFUNÇÃO VASO EXPANS.3/4	SobConsulta

SUPORTES P/VASOS EXPANSAO WATTS

0229070201	SUPORTE P/VASO EXPANSAO BRAKET2	18.68
------------	---------------------------------	-------

SISTEMAS CONTROLE CLIMATIZACAO HONE**ACESS.DE REPOSICAO****ACESS.P/CABEÇAS ELECTRONICAS HONEYWELL**

02271636001	R453HY002 ADAPTADOR P/CAB.ELECT.HONEYWEL	7.90
-------------	--	------

CARTUCHOS P/FILTROS SERIE S HONEYWELL

0227160307	AF11S-11/2A FITRO GR.DOMESTICO SERIE S	153.00
------------	--	--------

COPOS DE DECANTACAO TRASPAR.E LATAO HONE

02271624SK06T020	SK06T-1/2 COPO TRANSPARENTE P/D06F	9.20
------------------	------------------------------------	------

PEÇAS SUBST. P/VALV. ZONA - SERIE VC

02271629VC4613ZZ00	VC4613ZZ00/U MOTOR P/VALV.240V 50-60HZ	90.00
02271629VC6613	VC6613ZZ00/U MOTOR P/VALV.240V 50-60HZ	80.80

AQUECIMENTO INDIVIDU**CRONOTERMOSTATOS HONEYWELL C/FIO**

02270604CM507	CMT507A1007/U CRONOTERM.C/FIO PROG.HONEY	62.40
02270604CM707	CMT707A1003 CRONOTERM.C/FIO PROG.HONEYW.	100.20
02270604CM907	CMT907 CRONOTERM.C/FIO PROG.HONEYW.	171.00
02270604T4	T4H110A1022 CRONOTERM.C/FIO PROG.HONEYW.	121.60

CRONOTERMOSTATOS HONEYWELL S/FIO

02270603CMT727	CMT727D1024 CRONOTERMOST.S/FIO PROG.HON.	188.00
02270603T4R	Y4H910RF4005 CRONOTERM. S/FIO PROG.HONEY	200.00

MODULOS P/ CRONOTERMOSTATOS HONEYWELL

02270606MT2000	MT2000B1004 MODULO TELEFONICO GSM HONEY.	541.00
----------------	--	--------

REGULADORES P/SIST.PAVIM.RADIANTE HONEYW

02270625BDR91A1000	BDR91A1000 RECEPTOR S/FIOS	122.10
02270625HCC80	HCC80 CONTROLADOR C/ANTENA INTEGRADA	449.00
02270625HCE80	HCE CONTROLADOR PARA ANTENA EXTERNA	398.00
02270625HCS80	HCS80 MODULO AMPLIAÇÃO 8 ZONAS	155.00
02270625HR924WE	HR924WE KIT 4XTERMOST.RAD.ELECT.RADIOFRE	336.95
02270625HR92WE	HR92WE TERMOST.RAD.ELECT.WIRELESS	96.02
02270625HRA80	HRA80 ANTENA EXTERNA PARA HCE80	64.70

SISTEMAS CONTROL S/FIOS EVOHOME ATÉ 8 Z

+351 244 800 160
+351 244 802 323



geral@canalcentro.pt
info@canalcentro.pt



R. do Bailadouro s/nº,
2410-211 Pousos



02270621ATF600	ATF600 SUPORTE PAREDE COM ALIMENTAÇÃO	49.68
02270621ATF800	ATF800 SUPORTE MESA COM ALIMENTAÇÃO	56.00
02270621ATP921G10	ATP921G1034 CONTROLADOR S/FIOS EVOTOUCH	386.61
02270621ATP921R31	ATP921R3118 CONTROL.EVOTOUCH PACK VIA RF	320.00
02270621T87RF2041	T87RF2041 TERMOSTATO AMB. DIG. EVOTOUCH	96.60

SISTEMAS SEGURANÇA WIRELESS LIRIC E EVOH

02270605CAMIR-8EZS	CAMIR-8EZS SENSOR MOVIM. S/FIOS C/CAMARA	131.33
02270605HAWCIC2S	HAWCIC2S CAMARA SEG.LYRIC C2 WI-FI AW	179.40
02270605HS922GPRS	HS922GPRS K.ALARME EVOHOME GPRS HONEYW	435.85
02270605HS9HUBGPRS	HS9HUBGPRS EVOHOME SECURITY HUB C/GPRS	219.65
02270605IRPI8EZS	IRPI8EZS SENSOR MOVIMENTO SEM FIOS	54.62
02270605RFG100	RFG100 ROUTER P/GESTAO COM SMARTPHONE	77.85
02270605TCC800MS	TCC800MS CONTROLO REMOTO PORTÁTIL	50.83
02270605W1KS	W1KS DETECTOR FUGA AGUA LYRIC HONEY	89.58
02270605Y6H810WF	Y6H810WF1005 KIT LYRIC T6 WIRELES HONEY	208.15
02270605Y6H910RW	Y6H910RW4013 KIT LYRIC T6R WIRELES HONEY	265.65
02270605Y87RFC2066	Y87RFC2066 KIT REGULACAO WIRELESS HONEYW	170.00

TERMOSTATOS AMBIENTE DIGITAL- HONEYWELL

02270602DT90A1008	DT90A1008 TERMOSTATO DIGITAL HONEYWELL	50.00
-------------------	--	-------

TERMOSTATOS DE AMBIENTE HONEYWELL

02270601T4360B1007	T4360B1007 TERMOST.AMBIENT.S.MT200	37.90
02270601T4360D1003	T4360D1003 TERMOST.AMBIENT.S.MT200	43.20
02270601T6360A1079	T6360A1079 TERMOSTATO AMB. HONEYWELL	21.00
02270601T6360B1010	T6360B1010 TERMOSTATO AMBIENTE HONEYW.	39.20
02270601T6360C1000	T6360C1000 TERMOST.AMB.ON/OFF HONEYW.	38.00

TERMOSTATOS DE CONTACTO E IMERSAO

02270626L6190B2048	L6190B2048U TERMOSTATO DE CONTACTO	71.50
--------------------	------------------------------------	-------

TERMOSTATOS DE FAN-COIL HONEYWELL

02270610T6580A1008	T6580A1008 CONTROL FAN COIL P/2 OU4 TUB.	75.30
02270610T6590A1000	T6590A1000 CONTROL FAN COIL P/2 TUBOS H.	114.80
02270610T6590B1000	T6590B1000 CONTROL FAN COIL P/2 OU4 TUB.	126.20
02270610T6812A1000	T6812A1000 CONTROL FAIN COIL P/2 TUBOS	88.40

TERMOSTATOS DE FAN-COIL SERIE XE70

02270609T6371B1017	T6371B1017 TERMOST.FAN COIL A 2 TUBOS	54.20
02270609T6373B1015	T6373B1015 TERMOST.FAN COIL A 2 TUBOS	68.30
02270609T6374C1004	T6374C1004 TERMOST.FAN COIL A 4TUBOS	84.90
02270609T6375C1003	T6375C1003 TERMOST.FAN COIL 4TUB ON/OFF	84.90

TERMOSTATOS RADIOFREQUENCIA HONEYWELL

02270608DT92A1000	DT92A1004 TERMOST.DIGITAL+RECETOR BCDR91	137.40
02270608DT92SA1011	DTS92A1011 TERMOST.AMBIENTE DIGITAL	99.10

COMPON.P/CENTRAIS TE**ACESSORIOS P/VALV.PROT.CONTRA LEGIONELA**

02270407VA2400A002	VA2400A002 ELEMENTO TERMOSTATICO 50-60°C	18.70
--------------------	--	-------

GRUPOS ENCHIMENTO AUTOM.C/UNIÕES HONEYW.

02270403020	VF06-1/2 BM GRUPO ENCHIM.AUT.C/MANOMETRO	69.30
-------------	--	-------

PURGADORES AR /VALV.EQUILIBRIO HONEYWELL

02270429E12112A	E121-1/2A PURGADOR AR HONEYWELL	8.11
02270429V5010Y0015	V5010Y0015 VALV.EQUILIBRIO CAUDAL 1/2	44.00

VALVULAS MISTURAD.TERMOST. P/AQS HONEYW.

02270401TM20034A	TM200-3/4A VALVULA MISTUR.TERMOST.P/AQS	106.20
02270401TM200SOL	TM200SOLAR VALVULA MISTUR.TERMOSTAT.3/4	128.20
02270401TM300SOL	TM300SOLAR VALVULA MISTUR.TERMOSTAT.3/4	149.00
02270401TM3400944	TM3400-944 VALV.MIST.TERM.AQS11/4 36-53	687.00
02270401TM3400946	TM3400-946 VALV.MIST.TERM.AQS11/4 45-65	687.00
02270401TM3400954	TM3400-954 VALV.MIST.TERM.AQS11/2 36-53	1052.0
02270401TM3400956	TM3400-956 VALV.MIST.TERM.AQS11/2 45-65	1052.0
02270401TM3400964	TM3400-964 VALV.MIST.TERM.AQS 2 36-53	1213.0



02270401TM3400966	TM3400-966 VALV.MIST.TERM.AQS 2 45-65	1213.0
02270401TM34100606	TM3410606 VALVULA MISTUR.TERMOSTAT.DN65	3717.0
02270401TM3410608	TM3410608 VALVULA MIST.TERMOSTAT.45/65 C	3717.0
02270401TM3410808	TM3410808 VALV.MIST.ERMOSTAT.DN80 45/65C	4340.0

VALVULAS PRESSAO DIFERENCIAL

0227041103	DU144A1002 VALV.PRESS.DIFERENCIAL3/4-1/2	37.00
------------	--	-------

VALVULAS PROT.CONTRA LEGION.ALWA-KOMBI-4

02270406020	V1810Y0020 VALV.ALWA-KOMBI-4 KVS6.4 R3/4	91.70
02270406025	V1810Y0025 VALV.ALWA-KOMBI-4 KVS6.8 R=1	110.90

VALVULAS SEGURANÇA P/AQC TS131 HONEYWELL

02270409025A	TS131-3/4A VALVULA SEGUR. TERMICA 1300MM	137.00
--------------	--	--------

**MEDICOES DE ENERGIA****CENTRAIS P/CONTADORES EW535 HONEYWELL**

02270815M5777	EW535M5777 CENTRAL DADOS IZAR CENTER 60	1416.0
---------------	---	--------

CONTADORES AGUA SERIE EW100HONEYWELL

022708011000AZ1201	EW1000AZ1201 CONT.AGUA HORIZ.1.5M3/H 30°	39.00
022708011001AZ1201	EW1001AZ1201 CONT.AGUA HORIZ.1.5M3/H 90°	43.90
022708011101AC1400	EW1101AC1400 CONT.AGUA QUENTE 2.5M3 3/4	36.10

CONTADORES ELECTRICOS HONEYWELL

02270802EEM230DP	EEM230-D-P CONTADOR ELECT.C/S.IMPULS.MON	102.10
02270802EEM400DP	EEM400-D-P CONTADOR ELECT.C/S.IMPULS.TRI	253.00

CONTADORES ENERGIA MECANICOS EW447

02270804A2050	EW447A2050 CONTADOR QP2.5 PN16 DN20	262.65
---------------	-------------------------------------	--------

CONTADORES ENERGIA MECANICOS EW448

02270805M3600	EW448M3600 CONTADOR 1 - 6,0 M3/H	547.46
---------------	----------------------------------	--------

CONTADORES ENERGIA P/AQ E REFRIG.EW450

022708071500035	EW1500035 JOGO DE LIGAÇÕES	11.80
02270807AC0100	EW6001AC0100 CONTADOR ENERGIA 1/2	253.00

CONTADORES ENERGIA POR ULTRASOM EW7731

02270806M5200	EW7731M5200 CONTAD.ENERG.ULTRASONIC.DN50	1736.0
---------------	--	--------

RECORD P/CONTADORES DE AGUA HONEYWELL

022708201500042	EWA1500042 JOGO DE UNIÕES P/CONTAD. DN20	17.40
02270820EWA1500035	EWA1500035 JOGO DE UNIÕES P/CONTAD. DN15	12.00

VALVULAS P/CONTADORES DE AGUA HONEYWELL

02270819005	EWA087HY005 VALV.ESFERA 3/4 P/CONTADOR	14.20
02270819006	EWA087HY006 VALV.ESFERA 1 P/CONTADOR	20.70
02270819007	VALVULA 1 1/2 C/ADAPTADOR P/SONDA	19.58

OUTROS DISPOSITIVOS**AQUASTAT DE CONTACTO L641 HONEYWELL**

02271403L641B1004	L641B1004 AQUASTAT CONTACTO 2-40° C HONE	40.50
-------------------	--	-------

VALV.REDUT.PRESSAO E**FILTROS C/LAVAGEN C.CORRENTE SERIE FN09S**

02270127FN09S1A	FN09S-1A FILTRO P/VAL.RED.PRESSAO D06F	402.26
-----------------	--	--------

FILTROS C/LAVAGEN C.CORRENTE SERIE S HON

02270122F76S114AB	F76S-11/4AB FILTRO C/LAVAGEM KVS 17,4	376.00
-------------------	---------------------------------------	--------

FILTROS ROSCAD.P/AGUA QUENTE FF06-M HONE

02270117FF06025AAM	FF06-3/4 AAM FILTRO MINIPLUS 3/4 KVS=6.3	141.90
02270117FF06032AAM	FF06-1 AAM FILTRO MINIPLUS 3/4 KVS=7.2	165.00

FILTROS ROSCADOS P/AGUA FRIA FF06 HONEY

02270116FF06025AA	FF06-3/4 AA FILTRO MINIPLUS 3/4 KVS=6.3	69.40
02270116FF06032AA	FF06-1 AA FILTRO MINIPLUS 1 KVS=7.2	84.70

VALVULAS REDUTORAS PRESSAO D15S-65A HON

02270112065	D15S-65A VALVULA REDUT.PRESSAO HONEYW.	1010.0
-------------	--	--------

VALVULAS REDUTORAS PRESSAO D04F HONEYW.

02270102025	D04FM-3/4A VALV.REDUT.PRESSAO 3/4 KVS1.9	37.80
-------------	--	-------



02270102D04FS12A	D04FS-1/2A VALV.RED.PRESSAO P/AGUA 70°C	26.85
02270102M38KA10	M38K-A10 MANOM. P/RED. PRESS. 0-10 BAR	18.80
VALVULAS REDUTORAS PRESSAO D05FS HONEYW.		
02270103020	D05FS-1/2A VALV.REDUT.PRESSAO 1/2 KVS3.0	70.50
02270103025	D05FS-3/4A VALV.REDUT.PRESSAO 3/4 KVS3.5	80.00
02270103032	D05FS-1A VALV.REDUT.PRESSAO 1 KVS3.7	101.90
02270103040	D05FS-11/4A VALV.REDUT.PRESS.11/4 KVS7.3	159.00
02270103050	D05FS-11/2A VALV.REDUT.PRESS.11/2 KVS7.5	273.00
02270103063	D05FS-2A VALV.REDUT.PRESSAO 2 KVS7.7	313.00
VALVULAS REDUTORAS PRESSAO D06F HONEYWEL		
0227010606F034A	D06F-3/4A VALVULA REDUTORA PRESSAO	109.00
0227010606F1A	D06F-1A VALVULA REDUTORA PRESSAO	143.20
0227010606F2A	D06F-2A VALVULA REDUT.PRESSAO HONEYW.	434.00
VALVULAS REDUTORAS PRESSAO D06F-AM HON.		
02270105D06F12AM	D06F-1/2AM VALV.RED.PRESSAO P/AGUA 40°C.	108.80
02270105D06F34AM	D06F-3/4AM VALV.RED.PRESSAO P/AGUA 40°C.	113.10
VALVULAS REDUTORAS PRESSAO D06FH HONEYW		
02270109025	D06FH-3/4B VALVULA REDUTORA PRESSAO	220.00
VALVULAS REDUTORAS PRESSAO D06FN HONEYW.		
02270110025	D06FN-3/4B VALVULA REDUTORA PRESSAO	366.00
VALV.RETENCAO E DESC		
DESCONETORES HIDRAULICOS		
02270302BA300100A	BA300-100A DESCONECTOR HIDRAULICO DN100A	2814.0
02270302BA30080A	BA300-80A DESCONECTOR HIDRAULICO DN 80A	1709.0
VALVULAS DE GÃ• S		
DETECTORES DE GAS		
02271520H450EN	H450EN DETECTOR DE MONOXIDO	51.75
02271520HF500LPG	HF500LPG-ES DETETOR GAS HONEYWELL	109.00
02271520XC70	XC70-ESPT DETECTOR AUTON. MONOX. CARBONO	39.70
02271520ZPFL1	ZPFL1 DETECTOR DE GAS PORTATIL	72.80
VALVULAS E ATUADORES		
ACESSORIOS P/V5832B E V5833A HONEYWELL		
02271025AC25T	AC-25T JOGO ADAPT.C/JUNTA DN25 R.MA 1 HO	19.70
02271025AC40T	AC-40T FLANGE C/JUNTA DN40 1/2	51.10
ACTUADORES PARA VALVULAS VBG2/3		
02271007MVN663A15	MVN663A1500 ACTUADOR ROT.P/VALV.VBG2	79.80
ATUADORES ELET.VALV.V5433/V5422HONEYWELL		
02271016M6063L1009	M6063L1009 ACTUADOR P/VALV.V5433/V5442	218.00
ATUADORES ELETRICOS ML743X HONEYWELL		
022710151005	ML7430E1005 ATUADOR ELETRICO	303.00
02271015M7410E1002	M7410E1002 ATUADOR ELETRICO 0-10V 180N	249.00
ATUADORES LINEARES C/FLUTUADOR ML6420A H		
02271035ML6420A30	ML6420A3031 ATUADOR 600N 230VAC 30SEC	535.00
ATUADORES LINEARES C/FLUTUADOR ML6421		
02271037ML6421A30	ML6421A3013 ATUADOR 1800N 230V 114SEC	885.00
ATUADORES LINEARES C/FLUTUADOR ML6425A		
02271036ML6425A30	ML6425A3006 ATUADOR 600N 230V 108SEC	852.00
02271036ML6425B30	ML6425B3005 ATUADOR 600N 230V 108SEC	852.00
ATUADORES P/VALV.LINEAR.PEQ. M4410 E MT4		
0227100904	MT4-024-NC ACTUADOR TERMOELECT.HONEYWEL	35.00
0227100910	MT4-230-NC ACTUADOR TERMOELECT.HONEYWELL	35.00
0227100911	MT4-230-NO ACTUADOR TERMOELECT.HONEYWELL	35.00
0227100924	M4410L4000 ACTUADOR TERMOELECT. 230Vac	28.40
0227100930	M44-MOD-1M/U CABO PARA M4410E K	7.10
ATUADORES P/VALV.LINEAR.PEQ. M7410		
02271013M74101028	M7410E1028 ATUADOR VALV.ELETRI.M7410	254.00



02271013ML7420A60	ML7420A6009 ATUADOR MODELANTE	678.00
ATUADORES P/VALV.LINEAR.PEQ. MT8		
02271010MT8024NO	MT8-024-NO ACTUADOR TERMOELETTRICO HONEYW	44.70
02271010MT8230NC	MT8-230-NC ACTUADOR TERMOELETTRICO HONEYW	44.70
02271010MT8230NO	MT8-230-NO ACTUADOR TERMOELETTRICO HONEYW	44.70
ATUADORES P/VALV.LINEAR.PEQ.M6410		
02271012M4410L4000	M4410L4000 ACTUADOR TERMOECT.A HONEYWELL	28.40
02271012M4410L4500	M4410L4500 ACTUADOR TERMOECT.FECH. HONEY	28.40
02271012M6063L4003	M6063L4003 ACTUADOR ELETRICO HONEYWELL	235.00
02271012M6410C4037	M6410C4037 ACTUADOR ELETRICO HONEYWELL	187.00
02271012M6410L2023	M6410L2023 ACTUADOR ELET.230V F90N T150S	147.30
02271012M6410L2031	M6410L2031 ACTUADOR ELETRICO HONEYWELL	162.00
02271012M6410L4037	M6410L4037 ACTUADOR ELETRICO HONEYWELL	233.00
02271012M6410L7006	M6410L7006 ACTUADOR ELETRICO HONEYWELL	188.00
ATUADORES P/VALV.LINEAR.PEQ.MT010		
0227101101	MT-ADAPT-HW ADAPTAD.P/MONT.VALV.M30X1.5	81.00
ATUADORES ROTATIVOS ELECT.M6061 HONEYWEL		
02271031M6061A1013	M6061A1013 ACTUADOR ROT.10NM 24V AC FLOA	216.00
02271031M6061A1021	M6061A1021 ACTUADOR ROT.20NM 24V AC	296.00
02271031M6061A1047	M6061A1047 ACTUADOR ROT.40NM 24V AC	332.00
02271031M6061L1019	M6061L1019 ACTUADOR ROT.10NM 230V	218.00
02271031M6061L1027	M6061L1027 ACTUADOR ROT.20NM 230V AC FLO	271.00
02271031M6061L1043	M6061L1043 ACTUADOR ROT.40NM 230V	299.00
CORPO DE VALVULAS 2 VIAS VSOF-2 HONEYWEL		
0227102005	VSOF-220-4.0 DN20 VALV.2 VIAS HONEYWELL	28.50
0227102007	VSOF-415-2.5 VALV.3 VIAS C/BY PASS HONEYWELL	36.80
CORPO DE VALVULAS 3 VIAS HONEYWELL		
02271002V5833A1029	V5833A1029 VALVULA FANCOIL 3 VIAS DN15	67.40
02271002V5833A2092	V5833A2092 VALV.3 VIAS 11/2 HONEYWELL	150.00
02271002V5833A2100	V5833A2100 VALV.3 VIAS 2 HONEYWELL	186.00
02271002V5833A2118	V5833A2118 VALV.3 VIAS 2 1/4 HONEYWELL	250.00
02271002V5833A4015	V5833A4015 VALV.3 VIAS 3/4 HONEYWELL	77.70
02271002V5833C4003	V5833C4003 VALVULA FANCOIL 3 VIAS DN15	66.40
CORPOS DE VALVULAS 2 E 3VIAS VBG2/3		
02271006VBG21563	VBG2-15-63 CORPO VALV.2 VIAS DN15- 1	59.10
02271006VBG22086	VBG2-20-86 CORPO VALV.2 VIAS DN20- 11/4	70.00
02271006VBG22510	VBG2-25-10 CORPO VALV.2 VIAS DN25- 11/2	85.10
02271006VBG22525	VBG2-25-25 CORPO VALV.2 VIAS DN25- 11/2	85.10
02271006VBG23225	VBG2-32-25 CORPO VALV.2 VIAS DN32- 2	134.50
02271006VBG32086	VBG3-20-86 CORPO VALV.3 VIAS DN20- 11/4	109.70
02271006VBG33225	VBG3-32-25 CORPO VALV.3 VIAS DN32 2	193.00
VALVULAS LINEARES -ROSCA MACHO V5832B		
02271023V5832B2091	V5832B2091 VALVULA LINEAR 2 VIAS DN25	162.00
02271023V5832B2109	V5832B2109 VALVULA LINEAR 3 VIAS DN32	214.00
02271023V5832B2117	V5832B2117 VALVULA LINEAR 2 VIAS DN40	284.00
VALVULAS LINEARES 2 VIAS ROS.FEM.V5011R		
0227102101067	V5011R1067 VALVULA LINEAR 2 VIAS DN25	192.00
02271021V5011R1091	V5011R1091 VALV.LINEAR 2 VIAS DN50 KVS40	361.00
VALVULAS LINEARES 2-3 VIAS V5328A/V5329A		
02271026V5328A1195	V5328A1195 VALVULA 2 VIAS DN100 KVS160	2065.0
02271026V5329A1079	V5329A1079 VALVULA 3 VIAS DN65 KVS63	1159.0
VALVULAS LINEARES 3 VIAS HONEYWELL		
02271022V5013R1081	V5013R1081 VALV.LINEAR 3 VIAS DN40	278.00
02271022V5013R1099	V5013R1099 VALV.LINEAR 3 VIAS DN50	361.00
VALVULAS ROTATIVAS 3 V.DR..GML-DR..GFLA		
02271029DR100GFLA	DR100GFLA VALV.3 VIAS DN100 KVS160 WILO	519.00
02271029DR32GMLA	DR32GMLA VALVULA 3 VIAS DN32 KVS 16	117.10



02271029DR40GFLA	DR40GFLA VALVULA 3 VIAS DN40 KVS 25	212.00
02271029DR40GMLA	DR40GMLA VALV.3 VIAS 11/2 KVS 25,0	131.20
02271029DR50GFLA	DR50GFLA VALVULA 3 VIAS DN50 KVS 40.0	257.00

VALVULAS ROTATIVAS 4 V. ZR...MA- ZR---FA

02271030ZR40MA	ZR40MA VALV.4 VIAS ROT.11/2 KVS 25,0	147.90
----------------	--------------------------------------	--------

VALVULAS ZONA MOTORIZ.SERIE V HONEYWELL

02271000V4043H1114	V4043H1114U VALVULA ZONA MOT.2 V.3/4 NC	90.70
02271000V4043H1122	V4043H1122U VALVULA ZONA MOT.2 VIAS 1	90.70
02271000V4044C1189	V4044C1189U VALV.MOT.NC 3 VIAS 3/4 HONEY	91.70
02271000V4044C1312	V4044C1312U VALV.MOT.NC 3 VIAS 1 HONEY	91.70

VALVULAS ZONA MOTORIZ.SERIE VC HONEYWELL

022710044613AP1000	VC4613AP1000/U VALV.ZONA MOT.2 VIAS 1	138.30
022710044613MH6000	VC4613MH6000/U VALV.ZONA MOT.3 VIAS 3/4	122.30
022710044613MP6000	VC4613MP6000/U VALV.ZONA MOT.3 VIAS 1	119.90
022710046613AJ1000	VC6613AJ1000 VALV.ZONA MOTOR.2 VIAS 3/4	112.10
022710046613AP1000	VC6613AP1000 VALV.ZONA MOT.2 VIAS 1	112.10
022710046613MH6000	VC6613MH6000 VALV.ZONA MOTOR.3 VIAS 3/4	112.10
022710046613MP6000	VC6613MP6000/U VALV.ZONA MOTOR.3 VIAS 1	112.10
02271004HAV25	HAV25 VALVULA ZONA MOT.2 VIAS 1	157.00
02271004HAV32	HAV32 VALVULA ZONA MOT.2 VIAS 11/4	193.00

VALVULAS TERMOSTATIC**CABEÇAS TERMOSTATICAS HONEYWELL T100RS**

02271123T100RSDB	T100RS-DB CABEÇA TERMOSTATICA 30. A 70.	148.70
------------------	---	--------

CABEÇAS TERMOSTATICAS RADIADOR HONEYWELL

02271120T3001	T3001 CABEÇA TERMOSTATICA HONEYWELL	15.30
02271120T4021	T4021 CABEÇA TERMOSTATICA HONEYWELL	22.10

CORPOS VALVULAS E DETENORES HONEYWELL

02271103FEM22CS15	ADAPT. P/ VALV. MARTE P/ CU 15 FEM22CS15	1.90
02271103FIG12CS15	ADAPT. P/ VALV. VENUS P/CU 15 FIG1/2CS15	1.90
02271103V2100DPI15	V2100DPI15 VALVULA TERMOSTATIZAVEL DIRT. 1/2	24.10
02271103V2100EPI15	V2100EPI15 VALVULA TERMOSTATIZAVEL ESQ. 1/2	22.00
02271103V310EBB15	V310EBB15 VALV.TERMOSTATIZ.1/2	11.60

VALVULAS DE CORTE HONEYWELL

02271106V340E015	V340E015 VALVULA DE CORTE 1/2	7.70
------------------	-------------------------------	------

VALVULAS DE CORTE HONEYWELL V4020

02271107032	V4020YY025 VALVULA DE CORTE HONEYWELL	59.00
-------------	---------------------------------------	-------

VALVULAS MISTRADORAS AQS E AQ.

02271124V135114B	V135-11/4B VALVULA MISTURADORA 11/4	127.10
------------------	-------------------------------------	--------

TERMOACUMULADORES**ACESSORIOS P/TERMOAC****ACESSORIOS P/ TERMOACUMULADORES**

0219060106	BARRA MAGNESIO LIKE 300 M8	34.64
0219060106RTS	TERMOSTATO P/ RESIST. BAINHA RTS 3 AQ	10.00
0219060107	BI- TERMOSTATO P/ RESIST.TLSC 542731	41.55
0219060108	TERMOSTATO P/ RESIST. ELECT. TR/94 250V	21.35
0219060109	RESISTENCIA ELECT. COBRE 2000W 11/4 2177	24.83
0219060110	RESISTENCIA ELECT.COBRE1500W 220V 11/4	20.67
021906011200018	TERMOSTATO KBBC001	SobConsulta
0219060113	RESISTENCIA ELECT.C/TERMOSTASTO 2.5KW	155.21
0219060114	RESISTENCIA ELECT.COBRE 7.5KW	194.00
0219060117	RESISTENCIA 1500 + ANODO ERS	27.82
0219060118	RESISTENCIA TERMOACUM.3000W 1-1/4	SobConsulta
0219060119	RESISTENCIA BLIND.5000W 230/400 V	SobConsulta
0219060120	RESISTENCIA EM VARETA 1200W	52.50
0219060121	RESISTENCIA TERMOACUMULADOR 3000W 1-1/4	52.00
02190601211	RESISTENCIA TERMOACUMULADOR 2000W 1-1/4	52.00
0219060122	040168 ANODO MAGNESIO CERAMIC 300	15.63



0219060123	040208 ANODO MAGNÉSIO CERAMIC 80/100	15.63
0219060126	040443 FLANGE THERMOR IAC/S 150-200DS300	67.83
0219060129	RESISTENCIA CERAMICA TRIFASICA 3000W	315.00
0219060130	RESISTENCIA CERAMICA MONOFASICA 1500W	33.00
021906013000T	RESISTENCIA ELECTRICA 3000W TRIF. ELCO	SobConsulta
0219060131	RESISTENCIA CERAMICA MONOFASICA 2000W	91.00
0219060132	BAINHA P/RESISTENCIA CERAM. THERCA 11/4	28.00
0219060133	RESISTENCIA CERAMICA TRIFASICA 4500W	173.00
0219060134	BAINHA P/RESISTENCIA CERAM. THERCA 2	28.00
021906015000T	RESISTENCIA ELECTRICA 5000W ELCO	71.52
02190601816906	KIT ELETRICO TRIF.5 KW MB300816906	90.61
02190601816914	JUNTA FLANGE ELCO 300	8.99
02190601816917	ANODO MAGN.32X500 BAG 1500-2000/BS	56.79
021906018171012	FALANGE ELCO 300	63.20
02190601B30	BAINHA P/RESISTENCIA CERAMI. 1500/1800W	20.00

ACESSORIOS P/AQUECIMENTO

0219060201	UNIAO ANTI-ELECTROLISE 1/2	2.50
0219060202	UNIAO ANTI-ELECTROLISE 3/4	3.15
0219060203	UNIAO ANTI-ELECTROLISE 1	5.02
02190602030	UNIAO ANTI-ELECTROLISE 11/4	14.81
0219060204	UNIAO ANTI-ELECTROLISE 11/2	21.34
0219060205	UNIAO ANTI-ELECTROLISE 2	30.90

ANODOS DE MAGNESIO TAMPAO SOLDADO

0219060501264	ANODO MAGNESIO AMS 26X400/T 1	13.64
0219060501266	ANODO MAGNESIO AMS 32X500/T 11/4	19.09

ACUMULADORES C/SERP.**ACESSORIOS P/GRANDES DEPOSITOS ATLANTIC**

02190315029406	KIT ELETRICO 10KW-BR 400V-50HZ	360.00
02190315551749	ADAPTADOR DE COMPABILIDADE BR-BH	462.00

TERMOACUM.COBRE C/1 SERPENT.ESTANHADO

02190302120	TERMOAC.120L ESTANHAD.COBRE C/1 SERPENT.	SobConsulta
02190302125	TERMOAC.125L ESTANHAD.COBRE C/1 SERPENT.	600.00
02190302150	TERMOAC.150L ESTANHAD.COBRE C/1 SERPENT.	750.00
02190302200	TERMOAC.200L ESTANHAD.COBRE C/1 SERPENT.	1016.7
02190302300	TERMOAC.300L ESTANHAD.COBRE C/1 SERPENT.	1250.0
02190302400	TERMOAC.400L ESTANHAD.COBRE C/1 SERPENT.	1248.0
02190302500	TERMOAC.500L ESTANHAD.COBRE C/1 SERPENT.	1926.6

TERMOACUM.COBRE C/2 SERPENT.ESTANHADO

02190304150	TERMOAC.150L ESTANH.COBRE C/2 SERPENT.	808.33
02190304200	TERMOAC.200L ESTANH.COBRE C/2 SERPENT.	1083.3
02190304300	TERMOAC.300L ESTANH.COBRE C/2 SERPENT.	1333.3

ACUMULADORES COBRE**ACUMULADORES COBRE EM COBRE C/ 2 SERPENT**

021915030200	ACUMULADOR COBRE C/2 SERP.200LTS FS	SobConsulta
021915030250VP	ACUMULADOR COBRE C/2 SERP.250LTS VP	1560.0

TERMOACU.ELECT.ATANT

02190215050	241038 TERM.ELECT. RISTRETTO O'PRO 50L	190.00
-------------	--	--------

ACUMULADOR C/SERPENTIA CORFLOW ATLANTIC

021902030750	650030 TERM CARFLOW BR SNC 100 PN08 750L	SobConsulta
021902031500	ACUMUL.C/SERP.ATLANTIC CORFLOW 1500L	2950.0

ACUMULADOR C/SERPENTIA CORSUN ATLANTIC

021902041000	ACUMUL.C/SERP.ATLANTIC CORSUN 1000L	5085.0
--------------	-------------------------------------	--------

RESISTENCIAS P/TERMOACUMULADORES CERAMIC

02190210040164	040164 ANODO MAGNÉSIO CERAMIC 200 CHÃO	19.00
02190210040168	040168 ANODO MAGNÉSIO CERAMIC 300	19.00
021902101500	060507 RESISTENCIA CERAM.D47 1500W 230V	SobConsulta



021902101501	060179 RESISTENCIA CERAMICA 2400W CERAMIC 200	108.72
021902101800	060178 RESISTENCIA CERAM.D47 1800W 230V	79.63
021902102400C	060174 RESIST CERAMIC 2400W 220/380 CHÃO	116.77
021902103000	060173 RESIST. CERAMIC 3000W 220/380 V	148.89

TERMOAC. ELECT.QUADRADO ONIX / SQUARE

02190202050	231039 TERM.ELECT.ATLAN. ONIX QUADR. 50L	360.00
02190202C050	231051 TERM.ELECT.ONIX CONNECT QUADR 50L	323.00
02190202C080	241154 TERM.ELECT.ONIX CONNECT QUADR 80L	387.00
02190202C100	251114 TERM.ELECT.ONIX CONNECT QUAD 100L	435.00
02190202S075	254016 TERM.ELECT.SQUARE CONNE QUAD 75L	336.00
02190202S150	274018 TERM.ELECT.SQUARE CONNE QUAD 150L	499.00

TERMOAC. ELECT.VERT.CERAMIC MG ATLANTIC

02190201050	841212/241074 TERM.ELECT. CERAM.VERT 50L	179.00
02190201080	851191/251077 TERM.ELECT.CERAM VERT.80L	209.00
02190201100	861234/261097 TERM.ELECT.CERAM.VERT 100L	230.00
02190201150	871208/271102 TERM.ELECT.CERAM.VERT 150L	365.00
02190201199	881202/281185 TERM.ELECT.CERAM.VERT 200L	438.00
02190201200	282184/281181TERM.ELECT. CERAM.CHAO 200L	537.00
02190201300	292149/292076 TERM.ELECT CERAM.CHAO 300L	665.00

TERMOACU.ELECT.THERM**ACESSORIOS P/TERMOACUM.GZT ACI**

02190031026049	026049 GAPAS DE SUJCCION P/RESISTENCIA	SobConsulta
02190031040155	040155 JUNTA TORICA	4.79
02190031040181	040181 C. CALEFACC	SobConsulta
02190031040227	040227 KIT FLANGE P/ACUMULADOR ACI	96.20
02190031040235	040235 CORPO CAL.GZT ACI 300L	107.12
02190031070225	070225 PLACA MONT.ATLANT.GZT ACI TEC 30	101.94

ACESSORIOS P/TERMOACUM.ISR

02190032900337	KIT ELECTRICO PARA ISR	120.00
----------------	------------------------	--------

EQUIPAMENTOS SUBSTITUICAO PARA ATLANTIC

02190030022266	022266 TAMPAS BRANCA ACUM.TERMOR	23.29
02190030029384	029384 TERMOSTATO REG. CERAMIC 300	47.23
02190030029477	029477 TERMOSTATO 230/400V CERAMIC 300L	95.27
02190030029531	029531 TERMOSTATO SEG. CERAMIC 50-100	18.81
02190030029532	029532 TERMOSTATO REG. CERAMIC 50/80/100	18.55
02190030029619	029619 TERMOSTATO REG. CERAMIC 150/200VM	42.00
02190030029620	029620 FLANGE COM JUNTA CERAMIC 150L	11.56
02190030040158	040158 JUNTA (D112MM) CERAMIC MURAL 200LTS	4.79
02190030040159	040159 FLANGE CERAMIC MURAL 200LTS	93.37
02190030040166	040166 ANODO MAGNÉSIO CERAMIC 200 VM	44.84
02190030040173	040173 ANODO MAGNÉSIO CERAMIC 50	13.50
02190030040186	040186 ANODO MAGNÉSIO CERAMIC	19.00
02190030040234	040234 FLANGE ACI THERMOR 200LTS	107.12
02190030040323	040323 JUNTA FLANGE CERAMIC P/ 50/80/100	11.43
02190030040374	040374 ANODO ACI	29.49
02190030040438	040438 FLANGE CERAMIC P/ 50/80/100	18.30
02190030040458	040458 ANODO MAGNÉSIO CERAMIC 150	22.80
02190030060506	060506 KIT FLANGE+REST.1500W+JUNTA+ANODO	70.71
02190030060507	060507 REST.ELEM CERAMIC 1500W 50/80/100	48.93
02190030060515	KIT FLANGE+REST.1200W+JUNTA+ANODO 60515	52.98
02190030070225	070225 TERMOSTATO ELECT. ACI	108.90
02190030070272	070272 TERMOSTATO SEGURANÇA CERAMIC	24.61
02190030070273	070273 TERMOSTATO REGULAÇÃO CERAMIC	24.25
02190030099060	099060 JUNTA SILICONE 80MM CERAMIC 200/300 CHAO	11.44
02190030601870	KIT FLANGE+RESIST.2200W+JUNTA+ANODO	SobConsulta
02190030602690	KIT FLANGE+RESIST.H2200W+JUNTA+ANODO	SobConsulta
02190030604290	KIT FLANGE+REST.1600W+JUNTA+ANODO 60429	77.31
02190030700510	TERMOSTATO BIP 2 700510	SobConsulta
02190030700700	070070 TERMOSTATO P/TERM. EGO L=270	54.98



02190030702250	KIT TERMOSTATICO P/ACUMULADOR ACI TEC	SobConsulta
02190030702880	TERMOMETRO RED.P/MOD.CERAMIC 100L 702880	SobConsulta
02190030900277	RESISTENCIA 2400W P/THERMOR IAV80-200L	175.28
02190030900310	RESISTENCIA 3.3KW P/THERMOR IAC/S 200-30	SobConsulta
02190030900335	KIT SOLAR 2200W PARA IAV 100-200L	SobConsulta
02190030900353	TRIPLE UNIVERSAL P/TERMOACUMULADOR-ACI	53.33
02190030900549	KIT RESIST CERAMICA 2400W IAC/S 150-200	220.00
02190030900550	900550 KIT RESISTENCIA 3000W PARA IAC/S 300	264.00
02190030900581	900581 OPTIFIX SUP UNIVERSAL P/TERM. ATL	35.00
TERMOACUM.AQS DOMEST.IAC/S THERMOR		
02190013150	TERMOAC.THERMOR IAC/S C/1 SERP. 150L	779.00
02190013200	TERMOAC.THERMOR IAC/S C/1 SERP. 200L	890.00
02190013300	296067 TERMOAC. IAC/S C/1 SERP. 300L	964.00
TERMOACUM.AQS DOMEST.IAM THERMOR		
02190011150	274015 ACUMULADOR IAM C/1SERP.150L	775.00
02190011300	TERMOAC.THERMOR IAM C/1SERP.300L	1000.0
TERMOACUM.AQS DOMEST.IAV THERMOR		
02190010150	274014 TERMOAC.THERMOR IAV C/1 SERP.150L	685.00
02190010200	284014 TERMOAC.THERMOR IAV C/1 SERP.200L	632.00
TERMOACUM.ELECT.HORIZ.CONCEPT THERMOR		
02190002050	243006 TERMOAC.E.CONCEPT N4 HORZ.50	158.00
02190002080	253025 TERMOAC.E.CONCEPT N4 HORZ.80	181.00
02190002100	263088 TERMOAC.E.CONCEPT N4 HORZ.100	208.00
02190002150	273017 TERMOAC.E.CONCEPT N4 HORZ.150	369.00
02190002200	283016 TERMOAC.E.CONCEPT N4 HORZ.200	422.00
TERMOACUM.ELECT.VERTI.CONCEPT THERMOR		
021900010030E	831096 TERM.ELECT.ATLAN. EGO VERT.30L	136.00
021900010050E	841205 TERM.ELECT.ATLAN. EGO VERT.50L	149.00
021900010080E	851183 TERM.ELECT. ATLAN. EGO VERT.80L	165.00
021900010100E	861211 TERM.ELECT. ATLAN. EGO VERT.100L	182.00
02190001050	241080 TERM. ELECT. CONCEPT N4 VERT.50L	148.00
02190001100	261111 TERM. ELECT.CONCEPT N4 VERT.100L	185.00
02190001150	271101 TERMOAC.E.CONCEPT N4 VERT.150L	305.00
TERMOACU.SUICALSA		
ACESS.- RESISTENCIAS ELECTRI.COBRE SUICA		
02190830C03000	RESISTENCIA TRIFAS.3000 W 11/2 COBRE	133.00
ACESS.- RESISTENCIAS ELECTRI.INOX SUICA		
02190831EPDM51	JUNTA EPDM BOCA DIAM.EXT.510	27.00
02190831102000	RESIST.CERAMICA EMBAINHADA 2000W 11/4	100.00
02190831103000	RESISTENCIA MONO TERMOST.3000W 11/4 INOX	126.00
ACESS.- RESISTENCIAS TRIFASI.INOX SUICA		
02190832IT9000	RESISTENCIA TRIFASICA 9000 W 2" INOX	304.00
ACESS.-ANODOS ELETRONICO CORREX SUICALSA		
02190839CX01	ANODO TITANIO DEP.80-300 OU 150-400 CX1	158.00
02190839CX02	ANODO TITANIO CORREX DEP.500-750 CX2	195.00
02190839CX03	ANODO TITANIO CORREX DEP.1000-1500 CX3	240.00
02190839CX4D	ANODO TITANIO CORREX DEP.2000-5000 CX4D	421.00
02190839THER	ANODO TITANIO CORREX P/DEP.ATÉ 1000L THERCA	170.00
ACUMULADOR AQS C/TRATAMENTO POLYWARM DAB		
021908040200	ACUMUL.AQS POLYWARM 200L DAB020PW08RFP	819.00
021908040300	ACUMUL.AQS POLYWARM 300L DAB030PW08RFP	900.00
021908040500	ACUMUL.AQS POLYWARM 500L DAB050PW08RFP	1027.0
021908040750	ACUMUL.AQS POLYWARM 750L DAB075PW08RFP	1402.0
021908041000	ACUMUL.AQS POLYWARM 1000L DAB0100PW08RFP	1692.0
021908041500	ACUMUL.AQS POLYWARM 1500L DAB0150PW08RFP	2212.0
021908042000	ACUMUL.AQS POLYWARM 2000L DAB0200PW08RFP	2780.0
021908042000AE	ACUM.AQS POLYCOR.2000L DAB0200PW08RFP CX	3055.0



021908042500	ACUMUL.AQS POLYWARM 2500L DAB0250PW08RFP	3567.0
021908043000	ACUMUL.AQS POLYWARM 3000L DAB0300PW08RFP	3679.0
021908044000	ACUMUL.AQS POLYWARM 4000L DAB0400PW08RFP	4862.0
021908045000	ACUMUL.AQS POLYWARM 5000L DAB0500PW08RFP	6243.0
02190804V0300	ACUMUL.AQS VITRIFICADO 300L DAB030V	823.00

ACUMULADOR AÇO INOX AISI 316 L REF:DV

021908030100	ACUMULADOR AÇO INOX 100L DV0106L08BRFP	1597.0
021908030200	ACUMULADOR AÇO INOX 200L DV0206L08BRFP	1814.0
021908030300	ACUMULADOR AÇO INOX 300L DV0306L08BRFP	2094.0
021908030300S	ACUMULADOR AÇO INOX 300L DV0306L08B	1861.0
021908030500	ACUMULADOR AÇO INOX 500L DV0506L08BRFP	2663.0
021908030750	ACUMULADOR AÇO INOX 750L DV0756L08BRFP	3125.0
021908031000	ACUMULADOR AÇO INOX 1000L DV01006L08BRFP	4300.0
021908031500	ACUMULADOR AÇO INOX 1500L DV01506L08BRFP	5035.0
021908032000	ACUMULADOR AÇO INOX 2000L DV02006L08BRFP	6125.0
021908032500	ACUMULADOR AÇO INOX 2500L DV02506L08BRFP	6881.0
021908033000	ACUMULADOR AÇO INOX 3000L DV03006L08BRFP	8022.0
021908034000	ACUMULADOR AÇO INOX 4000L DV04006L08BRFP	9458.0
021908035000	ACUMULADOR AÇO INOX 5000L DV05006L08BRFP	12766

ACUMULADOR INERCIA CHAPA AÇO CARB.REF:DI

02190805010	ACUMUL.INERCIA CH.AÇO 100L DI010AC06RG	334.00
02190805020	ACUMUL.INERCIA CH.AÇO 200L DI020AC06RG	435.00
02190805030	ACUMUL.INERCIA CH.AÇO 300L DI030AC06RG	539.00
021908050300	ACUMUL.INERCIA CH.AÇO 300L DI030AC06RFP	539.00
02190805050	ACUMUL.INERCIA CH.AÇO 500L DI050AC06RG	739.00
02190805075	ACUMUL.INERCIA CH.AÇO 750L DI075AC06RG	1069.0
021908051000	ACUMUL.INERCIA CH.AÇO 1000L DI100AC06RFP	1313.0
021908051500	ACUMUL.INERCIA CH.AÇO 1500L DI150AC06RFP	1699.0
021908052000	ACUMUL.INERCIA CH.AÇO 2000L DI200AC06RFP	1791.0
021908052500	ACUMUL.INERCIA CH.AÇO 2500L DI250AC06RFP	2280.0
021908053000	ACUMUL.INERCIA CH.AÇO 3000L DI300AC06RFP	2878.0
021908054000	ACUMUL.INERCIA CH.AÇO 4000L DI400AC06RFP	3589.0
021908055000	ACUMUL.INERCIA CH.AÇO 5000L DI500AC06RFP	4613.0

ACUMULADOR VITRIFICADO REF.DABV

021908000200	TERMOAC. VITRIF. VERTICAL 200L DAB020V	675.00
021908000400	ACUMULADOR VERT.VITR.400L DAB040V08RGMG	1012.0

ACUMULADORES AGUA FRIA MMOD.ARZ SUICALSA

021908090300	ACUMULADOR AGUA FRIA 300L AZR030GZ06RG	567.00
021908091000	ACUMULADOR AGUA FRIA 1000L ARZ100GZ06RG	1325.0
021908091500	ACUMULADOR AGUA FRIA1500L AZR030GZ06RG	1495.0

DEPOSITOS INERCIA P/AQUECIM.PF2 SUICALSA

021908170500	ACUMULADOR INERCIA C/1SERP.PF2050AC03RG	953.00
021908170800	ACUMULADOR INERCIA C/1SERP.PF2080AC03RFP	1175.0

TERMOACUM.VITRIF.HORIZ.C/1 SERP.REF.TSF1

02190806080	TERM.VITRIF.HORIZ.1 SERP.80L TSF1H008V	286.00
02190806100	TERM.VITRIF.HORIZ.1 SERP.100L TSF1H010V	315.00
02190806120	TERM.VITRIF.HORIZ.1 SERP.120L TSF1H012V	339.00
02190806150	TERM.VITRIF.HORIZ.1 SERP.150L TSF1H015V	463.00
02190806200	TERM.VITRIF.HORIZ.1 SERP.200L TSF1H020V	571.00

TERMOACUM.VITRIF.VERT.C/1 SERP.REF.TSF1

02190807080	TERMOAC.VITRIF.VERT.1 SERP.80L TSF1008V	261.00
02190807100	TERMOAC.VITRIF.VERT.1 SERP.100L TSF1010V	299.00
02190807120	TERMOAC.VITRIF.VERT.1 SERP.120L TSF1012V	317.00
02190807150	TERMOAC.VITRIF.VERT.1 SERP.150L TSF1015V	429.00
02190807200	TERMOAC.VITRIF.VERT.1 SERP.200L TSF1020V	528.00

TERMOACUM.VITRIF.VERT.TSF1 C/REST.

02190808080	TERMOAC.VITRIF.VERT.C/RES.80L TSF1008VR	312.00
02190808100	TERMOAC.VITRIF.VERT.C/RES.100L TSF1010VR	350.00



02190808150	TERMOAC.VITRIF.VERT.C/RES.150L TSF1015VR	505.00
02190808150H	TERMOAC.VITRIF.HOR.C/RES.150L TSF1H015VR	539.00
02190808200	TERMOAC.VITRIF.VERT.C/RES.200L TSF1020VR	604.00

TERMOACUM.VITRIFICADO COMBI SUICALSA

021908100200	TERMOAC. ECO-COMBI EC1020AC6L03RG 200L	1310.0
021908100500	TERMOAC. ECO-COMBI EC1050AC6L03RG 500L	1356.0
021908100600	TERMOAC.VITRIF.COMBI CB3057ACPWRFP 600L	1801.0
021908100800	TERMOAC.VITRIF.COMBI CB2080ACPWRFP 800L	2013.0

TERMOACUMUL.VITRIFIC.C/1 SERP.REF:ASF1V

021908010150	TERMOACUM.VITRIFIC.C/1SERP.150L ASF1015V	557.00
021908010200	TERMOACUM.VITRIFIC.C/1SERP.200L ASF1020V	611.00
021908010300	TERMOACUM.VITRIFIC.C/1SERP.300L ASF1030V	964.00
021908010400	TERMOACUM.VITRIFIC.C/1SERP.400L ASF1040V	1113.0
021908010500	TERMOACUM.VITRIFIC.C/1SERP.500L ASF1050V	1306.0
021908010750	TERMOACUM.VITRIFIC.C/1SERP.750L ASF1075V	1857.0
021908011000	TERMOACUM.VITRIF.C/1SERP.1000L ASF1100V	2568.0
021908011500	TERMOACUM.VITRIF.C/1SERP.1500L ASF1150V	3379.0
02190801H0200	TERMOAC.VITRIF.H.C/1SERP.200L ASF1H020V	685.00
02190801H0300	TERMOAC.VITRIF.H.C/1SERP.300L ASF1H030V	1082.0

TERMOACUMUL.VITRIFIC.C/2 SERP.REF:ASF2V

021908020150	TERMOACUM.VITRIFIC.C/2SERP.150L ASF2015V	621.00
021908020200	TERMOACUM.VITRIFIC.C/2SERP.200L ASF2020V	676.00
021908020300	TERMOACUM.VITRIFIC.C/2SERP.300L ASF2030V	1054.0
021908020400	TERMOACUM.VITRIFIC.C/2SERP.400L ASF2040V	1218.0
021908020500	TERMOACUM.VITRIFIC.C/2SERP.500L ASF2050V	1392.0
021908020750	TERMOACUM.VITRIFIC.C/2SERP.750L ASF2075V	1971.0
021908021000	TERMOACUM.VITRIF.C/2SERP.1000L ASF2100V	2660.0
021908021500	TERMOACUM.VITRIF.C/2SERP.1500L ASF2150V	3482.0
02190802H0300	TERMOAC.VITRIF.H.C/2SERP.300L ASF2H030V	1182.0
02190802H0500	TERMOAC.VITRIF.H.C/2SERP.500L ASF2H050V	1564.0

TERMOACULADOR INOX**TERMOACUMULADORES INOX 316 ESPECIAIS**

02190926TVS0500	TERMOELETRICO AQS 500L VS TEL 3000W - 316L	SobConsulta
-----------------	--	-------------

TERMOACUM.INOX 316**ACESSORIOS P/ACUMULADORES INOX**

02191030002	RESISTENCIA EM INOX 11/4 1500W	32.00
02191030003	RESISTENCIA EM INOX 11/4 2000W	34.00
02191030004	RESISTENCIA EM INOX 11/4 3000W	52.00
021910300040	RESISTENCIA EM INOX 11/4 4500W THERCA	88.00
02191030005	RESISTENCIA EM INOX 2" 4500W	110.00
0219103001	TABULEIRO P/ACUMULADOR INOX 8600X600X5)	SobConsulta
0219103002	KIT ELECTRICO 4500 W (TRIFASICO)	150.00
0219103004	TERMOSTATO CAPILAR ACUM. AQUECINOX	25.00
0219103005	CAIXA PARA KIT ELECTRICO	15.80
0219103006	KIT ELECTRICO (MONOFÁSICO) S/RESISTENCIA	47.00
0219103020	CX KIT ELECTRICO C/TERMOSTATO/TERMOMETO	50.68
0219103021	ANODO ELECTRICO 1 VARETA THER	158.86
0219103022	ANODO ELECTRICO 2 VARETA THER	180.00
0219103023	UNIAO P/LIGACAO ANODO ELETRICO	8.00
0219103024	TRANSFORMADOR P/ANODO ELETRICO	116.36
0219103025	PORTA SONDAS 1/2 150MM ACO INOX 316L	SobConsulta

TERMOACUM.ELECTRICOS ESPECIAIS

02191026HS0300	TERMOACUM.ELECT.HS INOX AISI 316 300L	SobConsulta
02191026VS1S1500	TERMOACUM.VS INOX AISI 316 1500L	SobConsulta

TERMOACUMULAD.ELECTRICOS INOX AISI 316

021910040060	TERMOACUM. ELETRI.VS INOX AISI 316 60L	320.00
02191004VP0060	TERMOELÉTRICO VP INOX AISI 316 60L	320.00

TERMOACUMULAD.INERCIA INOX AISI 316

+351 244 800 160
+351 244 802 323



geral@canalcentro.pt
info@canalcentro.pt



R. do Bailadouro s/nº,
2410-211 Pousos



021910031000	ACUMULADOR INERCIA INOX AISI 316 1000LT	SobConsulta
021910031500	ACUMULADOR INERCIA INOX AISI 316 1500LT	SobConsulta
021910032500	ACUMULADOR INERCIA INOX AISI 316 2500LT	SobConsulta
021910033000	ACUMULADOR INERCIA INOX AISI 316 3000LT	SobConsulta
TERMOACUMULAD.INOX AISI 304 C/2 SERPENT.		
0219101104000	TERMOACUM.INOX AISI 304 C/2 SERP.4000LT	SobConsulta
TERMOACUMULAD.INOX AISI 316 AQS INSTANT		
02191006VP0200	TERMOAC. AQS INST.VS INOX 316 200L	737.00
TERMOACUMULAD.INOX AISI 316 C/1 SERPENT.		
021910010150	TERMOACUM.INOX AISI 316 C/1 SERP.150LT	SobConsulta
021910010200	TERMOACUM.INOX AISI 316 C/1 SERP.200LT	SobConsulta
021910010300	TERMOACUM.INOX AISI 316 C/1 SERP.300LT	SobConsulta
021910010750	TERMOACUM.INOX AISI 316 C/1 SERP.750LT	SobConsulta
021910011000	TERMOACUM.INOX AISI 316 C/1 SERP.1000LT	SobConsulta
021910011500	TERMOACUM.INOX AISI 316 C/1 SERP.1500LT	SobConsulta
021910012000	TERMOACUM.INOX AISI 316 C/1 SERP.2000LT	SobConsulta
02191001HS0400	TERMOACUM IX AISI 316 HS C/1 SERP.400LT	SobConsulta
TERMOACUMULAD.INOX AISI 316 C/2 SERPENT.		
0219100200200	TERMOACUM.INOX AISI 316 C/2 SERP.200LT	812.00
0219100200300	TERMOACUM.INOX AISI 316 C/2 SERP.300LT	SobConsulta
0219100200500	TERMOACUM.INOX AISI 316 C/2 SERP.500LT	SobConsulta
0219100200750	TERMOACUM.INOX AISI 316 C/2 SERP.750LT	SobConsulta
0219100201000	TERMOACUM.INOX AISI 316 C/2 SERP.1000LT	SobConsulta
0219100201500	TERMOACUM.INOX AISI 316 C/2 SERP.1500LT	SobConsulta
0219100202000	TERMOACUM.INOX AISI 316 C/2 SERP.2000LT	SobConsulta
TERMOACUMULADOR INOX 316 ESPECIAIS		
021910252000A	TERMOACUM.AQS 316 VS C/1 SERP.2000LT	6210.0
021910252000B	TERMOACUM.AQS 316 VS C/1 P (5M2) 2000LT	5317.0
TERMOACUM.INOX 444		
AUTOCLAVES AISI 444		
021909510750CM	AUTOCLAVE 750L C/MEMBRANA (AISI 444)	1455.0
BOMBAS DE CALOR AQS INOX 444		
021909210500	BOMBA CALOR AQS IX444 500LT S/PER AQUAFE	2511.0
MENBRANAS PARA VASOS		
021909550200	MEMBRANA P/VASO EXPANSÃO 200LTS	66.00
02190955080E	MEMBRANA P/VASO EXPANSÃO 80LTS	23.00
TERMOACUM. INOX AISI 444 P/ BOMBAS CALOR		
021909101S0300	TERMOAC. BC VS INOX 444 300L 1SERP.	830.00
021909102S0200	TERMOAC. BC VS INOX 444 200L 2 SERP.	728.00
TERMOACUM.C/BOMBA DE C INOX 444 C/1 SERP		
021909200200	BOMBA CALOR AQS INOX 316 200 LTS S/ PER	1375.0
021909200300	BOMBA CALOR AQS INOX 316 300 LTS S/ PER	1675.0
021909200500	BOMBA CALOR AQS INOX 316 500 LTS S/ PER	2511.0
021909201200	BOMBA CALOR AQS INOX 316 200 LTS C/ 1PER	1470.0
021909201300	BOMBA CALOR AQS INOX 316 300 LTS C/ 1PER	1765.0
021909201500	BOMBA CALOR AQS INOX 316 500 LTS C/ 1PER	2697.0
021909202200	BOMBA CALOR AQS INOX 316 200 LTS C/ 2PER	1563.0
021909202300	BOMBA CALOR AQS INOX 316 300 LTS C/ 2PER	1860.0
TERMOACUM.P/TERMOSIFAO INOX 444 C/1 SERP		
021909060200	TERM.P/TERMOSIFAO 200 LTS 1 SERP.INOX444	742.00
021909060300	TERM.P/TERMOSIFAO 300 LTS 1 SERP.INOX444	975.00
TERMOACUMULA.ELETRICOS INOX AISI 444		
021909040080	TERMOACUM. ELETRI. VS INOX AISI 444 80L	312.00
021909040100	TERMOACUM. ELETRI. VS INOX AISI 444 100L	328.00
021909040150	TERMOACUM. ELETRI. VS INOX AISI 444 150L	460.00
021909040200	TERMOACUM. ELETRI. VS INOX AISI 444 200L	531.00
021909040300	TERMOACUM. ELETRI. VS INOX AISI 444 300L	648.00



021909040400	TERMOACUM .ELETRI. VS INOX AISI 444 400L	822.00
021909040500	TERMOACUM. ELETRI. VS INOX AISI 444 500L	1080.0
021909040800	TERMOACUM. ELETRI. VS INOX AISI 444 800L	1535.0
021909041000	TERMOACUM .ELETRI.VS INOX AISI 444 1000L	1660.0
021909042000	TERMOACUM. ELETRI.VS INOX AISI 444 2000L	2670.0
02190904HP0200	TERMOACUM. ELETRI. HP INOX AISI 444 200L	531.00
02190904HS0100	TERMOACUM. ELETRI. HS INOX AISI 444 100L	328.00
02190904HS0150	TERMOACUM. ELETRI. HS INOX AISI 444 150L	460.00
02190904HS0200	TERMOACUM. ELETRI. HS INOX AISI 444 200L	531.00
02190904HS0500	TERMOACUM. ELETRI. HS INOX AISI 444 500L	1077.0
02190904VP0100	TERMOACUM. ELETRI. VP INOX AISI 444 100L	328.00
02190904VP0150	TERMOACUM. ELETRI. VP INOX AISI 444 150L	460.00
02190904VP0200	TERMOACUM. ELETRI VP INOX AISI 444 200L	531.00

TERMOACUMULA.INERCIA INOX AISI 444

021909030060	ACUMULAD INERCIA VS INOX AISI 444 60L	237.00
021909030080	ACUMULAD INERCIA VS INOX AISI 444 80L	259.00
021909030100	ACUMULAD INERCIA VS INOX AISI 444 100L	281.00
021909030150	ACUMULAD INERCIA VS INOX AISI 444 150L	459.00
021909030200	ACUMULAD INERCIA VS INOX AISI 444 200L	504.00
021909030300	ACUMULAD INERCIA VS INOX AISI 444 300L	604.00
021909030400	ACUMULAD INERCIA VS INOX AISI 444 400L	697.00
021909030500	ACUMULAD INERCIA VS INOX AISI 444 500L	841.00
021909030750	ACUMULAD INERCIA VS INOX AISI 444 750L	SobConsulta
021909030800	ACUMULAD INERCIA VS INOX AISI 444 800L	1273.0
021909031000	ACUMULAD INERCIA VS INOX AISI 444 1000L	1688.0
021909031500	ACUMULAD INERCIA VS INOX AISI 444 1500L	SobConsulta
021909032000	ACUMULAD INERCIA VS INOX AISI 444 2000L	2742.0
02190903HS0100	ACUMULAD INERCIA HS INOX AISI 444 100L	281.00
02190903S10500	ACUMULAD INERCIA VS 1S IX AISI 444 500L	973.00
02190903VP0060	ACUMULAD INERCIA VP INOX AISI 444 60L	237.00
02190903VP0080	ACUMULAD INERCIA VP INOX AISI 444 80L	259.00
02190903VP0100	ACUMULAD INERCIA VP INOX AISI 444 100L	281.00

TERMOACUMULA.INOX AISI 444 C/1 SERP.

021909010100	TERMOACUMULADOR VS INOX 444 100L 1 SERP.	400.00
021909010125	TERMOACUMULADOR VS INOX 444 125L 1 SERP.	502.00
021909010150	TERMOACUMULADOR VS INOX 444 150L 1SERP	547.50
021909010200	TERMOACUMULADOR VS INOX 444 200L 1 SERP.	597.00
021909010300	TERMOACUMULADOR VS INOX 444 300L 1 SERP.	786.00
021909010400	TERMOACUMULADOR VS INOX 444 400L 1 SERP.	968.00
021909010500	TERMOACUMULADOR VS INOX 444 500L 1 SERP.	1222.0
021909010750	TERMOACUMULADOR VS INOX 444 750L 1 SERP.	1691.0
021909010800	TERMOACUMULADOR VS INOX 444 800L 1 SERP.	1753.0
021909011000	TERMOACUMULADOR VS INOX 444 1000L 1SERP.	1920.0
021909011000PC	TERMOACUM.VS INOX 444 1000L 1SERP.P CAT.	3825.0
021909011500	TERMOACUMULADOR VS INOX 444 1500L 1SERP.	2182.0
021909012000	TERMOACUMULADOR VS INOX 444 2000L 1SERP.	3673.0
021909012500	TERMOACUMULADOR VS INOX 444 2500L 1SERP.	4250.0
02190901HS0150	TERMOACUMULADOR HS INOX 444 150L 1SERP	531.00
02190901HS0200	TERMOACUMULADOR HS INOX 444 200L 1 SERP.	597.00
02190901HS0300	TERMOACUMULADOR HS INOX 444 300L 1 SERP.	786.00
02190901VP0100	TERMOACUMULADOR VP INOX 444 100L 1 SERP.	400.00
02190901VP0125	TERMOACUMULADOR VP INOX 444 125L 1 SERP.	502.00
02190901VP0150	TERMOACUMULADOR VP INOX 444 150L 1 SERP.	531.00
02190901VP0200	TERMOACUMULADOR VP INOX 444 200L 1 SERP.	597.00
02191101VP0200	TERMOACUMULADOR VP INOX 316L 200L 1 SERP.	810.00

TERMOACUMULA.INOX AISI 444 C/2 SERP.

021909020150	TERMOACUMULAD VS INOX444 SA 150L 2 SERP.	604.00
021909020200	TERMOACUMULAD VS INOX444 SA 200L 2 SERP.	677.00
021909020300	TERMOACUMULAD VS INOX444 SA 300L 2 SERP.	866.00



+351 244 800 160
+351 244 802 323



geral@canalcentro.pt
info@canalcentro.pt



R. do Bailadouro s/nº,
2410-211 Pousos



canalcentro

021909020400	TERMOACUMULAD VS INOX444 SA 400L 2 SERP.	1157.0
021909020500	TERMOACUMULAD VS INOX444 SA 500L 2 SERP.	1404.0
021909020750	TERMOACUMULAD VS INOX444 SA 750L 2 SERP.	SobConsulta
021909020800	TERMOACUMULAD VS INOX444 SA 800L 2 SERP.	1957.0
021909021000	TERMOACUMULAD VS INOX444 SA 1000L 2SERP.	2102.0
021909021500	TERMOACUMULAD VS INOX444 SA 1500L 2SERP.	2553.0
021909022000	TERMOACUMULAD VS INOX444 SA 2000L 2SERP.	4080.0
021909023000	TERMOACUMULAD VS INOX444 SA 3000L 2SERP.	SobConsulta
02190902E0200	TERMOACUMULAD VS INOX444 SA 200L 2 SERP.	677.00
02190902HS0200	TERMOACUMULAD HS INOX444 SA 200L 2 SERP.	677.00
02190902HS0300	TERMOACUMULAD HS INOX444 SA 300L 2 SERP.	866.00
02190902SF0200	TERMOACUMULAD VS INOX444 SF 200L 2 SERP.	677.00
02190902SF0300	TERMOACUMULAD VS INOX444 SF 300L 2 SERP.	866.00
02190902SF0400	TERMOACUMULAD VS INOX444 SF 400L 2 SERP.	1157.0
02190902SF0500	TERMOACUMULAD VS INOX444 SF 500L 2 SERP.	1404.0
02190902SF1000	TERMOACUMULAD VS INOX444 SF 1000L 2 SERP	2102.0
02190902VP0150	TERMOACUMULAD VP INOX444 SA 150L 2 SERP.	604.00
02190902VP0200	TERMOACUMULAD VP INOX444 SA 200L 2 SERP.	677.00
02190902VP0300	TERMOACUMULAD VP INOX444 SA 300L 2 SERP.	866.00
02190902VPSF0200	TERMOACUMULAD VP INOX444 SF 200L 2 SERP.	677.00

TERMOACUMULADORES AQS INSTANTANEA

0219090802SF0300	TERMOAC. AQS INST.VS INOX 444 300L 2SERP	1040.0
021909080300	TERMOAC. AQS INST.VS INOX 444 300L 1SERP	960.00
021909080500	TERMOAC. AQS INST.VS INOX 444 500L 1SERP	1579.0

TERMOACUMULADORES INOX 316 ESPECIAIS

021909260300	TERMOAC. HS IX 316 300L 1SERP 2000W	SobConsulta
021909261S0100	TERMOACUMULADOR VS INOX 316L 1SERP 100L	SobConsulta
021909261S1000	TERMOAC. VS IX 316 1000L 1SERP	SobConsulta
021909261S1500	TERMOAC. VS IX 316 1500L 1SERP	SobConsulta
021909261S3200	TERMOAC. VS IX 316 3200L 1SERP (50.0-36)	SobConsulta
021909262S1000	TERMOAC. VS IX 316 1000L 2SKL 4500W (33.7-18-12)	SobConsulta
021909262S2000	TERMOAC. VS IX 316 2000L 2SKL (32.65-70)	SobConsulta
021909262S2000400	TERMOAC.INOX 316 2000L VS 2SKL DN400	6690.0
02190926IVS0300	ACUMULAD INERCIA VS 1S DIL INOX 316L 300L	SobConsulta
02190926IVS0500	ACUMULAD INERCIA VS INOX 316L 500L	SobConsulta
02190926IVS2000	ACUMULAD INERCIA VS INOX 316L 2000L	SobConsulta

TERMOACUMULADORES INOX 444 ESPECIAIS

021909250160	TERMOAC INOX 444 160L 1 SERP. LIGA TOPO	SobConsulta
021909250200	TERMOAC INOX 444 200L 1 SERP. LIGA TOPO	SobConsulta
0219092502002	TERMOAC. VS INOX 444 200L 2SERP	SobConsulta
021909251500	TERMOAC. VS IX 444 1500L 1SERP (33.7-36)	2328.0
021909251S0200K	TERMOAC. VS IX 444 200L 1SERP KIT CERÂM	SobConsulta
021909251S0300K	TERMOAC. VS IX 444 300L 1SERP KIT CERÂM	SobConsulta
021909251S0500	TERMOAC. VS IX 444 500L 1SERP (33.7-12)	SobConsulta
021909251S0800	TERMOAC. VS IX 444 800L 1SERP (33.7-30)	SobConsulta
021909251S1000	TERMOAC. VS IX 444 1000L 1SERP (33.7-30)	SobConsulta
021909252500	TERMOAC. VS IX 316L 2500L 1SERP	SobConsulta
021909252S0300	TERMOAC. VS IX 444 300L 2SERP (25.0-06)	SobConsulta
021909252S0500	TERMOAC. VS IX 444 500L 2SERP RES.9KW	SobConsulta
021909252S0800	TERMOAC. VS IX 444 800L 2SERP PERM.3.2	SobConsulta
021909252S10009	TERMOAC. VS IX 444 1000L 2SERP 9000W	SobConsulta
021909253S0300	TERMOACUMULAD VS INOX444 SA 300L 3 SERP.	957.00
02190925HS3S0300	TERMOACUMULAD HS INOX444 300L 3 SERP.	957.00
02190925IHS0200	ACUMULAD INERCIA HS INOX AISI 444 200L	SobConsulta
02190925IHS0240	ACUMULAD INERCIA HS INOX AISI 444 240L	SobConsulta
02190925IVS0150	ACUMULAD INERCIA VS INOX 444 150L 1PERM	SobConsulta
02190925IVS0300	ACUMULAD INERCIA VS INOX 444 300L 4Conex	SobConsulta
02190925IVS0450	ACUMULAD INERCIA VS INOX 444 450L DIL	SobConsulta
02190925IVS0500	ACUMULAD INERCIA VS IX 444 500L LIG2	SobConsulta



02190925IVS05001S	ACUMULAD INERCIA VS INOX 444 500L C/1 SERP.	SobConsulta
02190925IVS1000	ACUMULAD INERCIA VS IX 444 1000L 1 SERP	SobConsulta
02190925IVS2000-5	ACUMULAD INERCIA VS 2000L DIL AIS304 5"	SobConsulta
02190925IVS2000-8	ACUMULAD INERCIA VS 2000L DIL AIS304 8"	SobConsulta

VASO DE EXPANSÃO FECHADO AQS

021909500200	VASO EXPANSÃO AQS THERCA 200L	236.80
--------------	-------------------------------	--------

TERMOACUM.INOX L316**TERMOACUMULAD.INERCIA INOX AISI 316L**

02191103HS1000	ACUMULAD INERCIA HS INOX AISI 316L 1000L	SobConsulta
----------------	--	-------------

TERMOACUMULAD.INOX AISI 316L C/1 SERPENT

021911010200	TERMOACUMULADOR INOX 200LTS VS-PCS	725.00
021911010300	TERMOACUMULADOR INOX 300LTS VS-PCS	910.00

TUBOS / ACESS.INOX EXAUSTAO (PAREDE**ADAPTADOR DE CADEIRA****ADAPTADOR DE CALDEIRA INOX 304**

02243001080130	ADAPTADOR CALD.INOX TOPO FECH.80/130	27.26
02243001100150	ADAPTADOR CALD.INOX TOPO FECH.100/150	28.77
02243001150200	ADAPTADOR CALD.INOX TOPO FECH.150/200	32.24
02243001200250	ADAPTADOR CALD.INOX TOPO FECH.200/250	41.39
02243001M100150	ADAPTADOR CALD.INOX TOPO FECH.M 100/150	12.80

BRACADEIRA E REDUCAO**BRACADEIRA C/APOIO REGUL.4/8 CM INOX 304**

02210608080	BRACAD.APOIO REGUL.4/8 INOX 304 80	11.50
02210608100	BRACAD.APOIO REGUL.4/8 INOX 304 100	10.55
02210608150	BRACAD.APOIO REGUL.4/8 INOX 304 150	11.78
02210608175180	BRACAD.APOIO REGUL.4/8 INOX 304 175/180	11.26
02210608200	BRACAD.APOIO REGUL.4/8 INOX 304 200	13.05
02210608250	BRACAD.APOIO REGUL.4/8 INOX 304 250	18.12

BRACADEIRAS FIXACAO A PAREDE CHAPA INOX

02210601080	BRACADEIRA C/ESPIGAO 80	10.04
02210601100	BRACADEIRA C/ESPIGAO 100	10.31
02210601125	BRACADEIRA C/ESPIGAO 125	10.40
02210601140	BRACADEIRA C/ESPIGAO 140	10.42
02210601150	BRACADEIRA C/ESPIGAO 150	10.46
02210601175	BRACADEIRA C/ESPIGAO 175	11.19
02210601180	BRACADEIRA C/ESPIGAO 180	11.22
02210601190	BRACADEIRA C/ESPIGAO 190	11.22
02210601200	BRACADEIRA C/ESPIGAO 200	11.44
02210601230	BRACADEIRA C/ESPIGAO 230	11.51
02210601250	BRACADEIRA C/ESPIGAO 250	14.62
02210601300	BRACADEIRA C/ESPIGAO 300	23.11
02210601350	BRACADEIRA C/ESPIGAO 350	24.92
02210601400	BRACADEIRA C/ESPIGAO 400	36.84

BRACADEIRAS C/APOIO INOX 304

02210606080	BRACADEIRA C/APOIO INOX 304 80	9.56
02210606100	BRACADEIRA C/APOIO INOX 304 100	9.84
02210606125	BRACADEIRA C/APOIO INOX 304 125	9.90
02210606140	BRACADEIRA C/APOIO INOX 304 140	SobConsulta
02210606150	BRACADEIRA C/APOIO INOX 304 150	10.02
02210606180	BRACADEIRA C/APOIO INOX 304 180	10.17
02210606200	BRACADEIRA C/APOIO INOX 304 200	10.93
02210606230	BRACADEIRA C/APOIO INOX 304 230	14.62
02210606250	BRACADEIRA C/APOIO INOX 304 250	15.55

BRACADEIRAS C/PORCA M8 INOX 304

02210605100	BRACADEIRA C/PORCA M10 INOX 304 100	7.03
02210605125	BRACADEIRA C/PORCA M10 INOX 304 125	7.05
02210605150	BRACADEIRA C/PORCA M10 INOX 304 150	7.14
02210605180	BRACADEIRA C/PORCA M10 INOX 304 180	8.49



02210605200	BRAÇADEIRA C/PORCA M10 INOX 304 200	8.71
02210605230	BRAÇADEIRA C/PORCA M10 INOX 304 230	10.76
02210605250	BRAÇADEIRA C/PORCA M10 INOX 304 250	11.37

BRAÇADEIRAS P/UNIAO TUBO PAREDE SIMPLES

02210604125	BRAÇADEIRA P/UNIAO TUBO PARED.SIMP.125	4.31
02210604150	BRAÇADEIRA P/UNIAO TUBO PARED.SIMP.150	4.31
02210604175	BRAÇADEIRA P/UNIAO TUBO PARED.SIMP.175	4.74
02210604200	BRAÇADEIRA P/UNIAO TUBO PARED.SIMP.200	4.74

REDUCOES SIMPLES CHAPA INOX FXF

02210602060080	REDUÇÃO INOX FXF 80X60	10.50
022106020601	ADAPT.P/CALDEIRA EST/VENT INOX 100	14.71
02210602060100	REDUÇÃO INOX FXF 100X60	12.66
02210602090060	REDUÇÃO INOX FXF 90X60	11.50
0221060209060	REDUÇÃO INOX FXF 90X60	7.86
02210602100080	REDUÇÃO INOX FXF 100X80	11.58
02210602120060	REDUÇÃO INOX FXF 120X60	20.58
02210602125080	REDUÇÃO INOX FXF 125X80	11.68
02210602125100	REDUÇÃO INOX FXF 125X100	11.68
02210602130125	REDUÇÃO INOX FXF 130X125	10.83
02210602135150	REDUÇÃO INOX FXF 135X150	9.15
02210602140125	REDUÇÃO INOX FXF 140X125	9.86
02210602140150	REDUÇÃO INOX FXF 140X150	9.97
02210602150125	REDUÇÃO INOX FXF 150X125	11.87
02210602150130	REDUÇÃO INOX FXF 150X130	16.15
02210602150140	REDUÇÃO INOX FXF 150X140	9.97
02210602160150	REDUÇÃO INOX FXF 160X150	10.76
02210602175125	REDUÇÃO INOX FXF 175X125	12.31
02210602175130	REDUÇÃO INOX FXF 175X130	13.40
02210602175150	REDUÇÃO INOX FXF 175X150	10.92
02210602180100	REDUÇÃO INOX FXF 180X100	12.39
02210602180120	REDUÇÃO INOX FXF 180X120	12.39
02210602180125	REDUÇÃO INOX FXF 180X125	12.39
02210602180150	REDUÇÃO INOX FXF 180X150	12.39
02210602180160	REDUÇÃO INOX FXF 180X160	10.98
02210602180175	REDUÇÃO INOX FXF 180X175	10.98
02210602195180	REDUÇÃO INOX FXF 195X180	SobConsulta
02210602200150	REDUÇÃO INOX FXF 200X150	16.07
02210602200160	REDUÇÃO INOX FXF 200X160	16.07
02210602200175	REDUÇÃO INOX FXF 200X175	11.47
02210602200180	REDUÇÃO INOX FXF 200X180	11.47
02210602220200	REDUÇÃO INOX FXF 220X200	13.30
02210602230200	REDUÇÃO INOX FXF 230X200	14.17
02210602230250	REDUÇÃO INOX FXF 230X250	14.02
02210602250150	REDUÇÃO INOX FXF 250X150	22.04
02210602250200	REDUÇÃO INOX FXF 250X200	22.04
02210602300250	REDUÇÃO INOX FXF 300X250	30.11

REDUCOES SIMPLES CHAPA INOX FXM

02210603075060	REDUÇÃO INOX FXM 75X60	17.44
02210603125080	REDUÇÃO INOX FXM 125X80	17.44
02210603130150	REDUÇÃO INOX FXM 130X150	19.62
02210603150100	REDUÇÃO INOX MXF 150X100	11.87
02210603150125	REDUÇÃO INOX FXM 150X125	9.97
02210603160150	REDUÇÃO INOX FXM 160X150	10.76
02210603160180	REDUÇÃO INOX FXM 160X180	10.97
02210603175150	REDUÇÃO INOX FXM 175X150	22.21
02210603180160	REDUÇÃO INOX FXM 180X160	22.67
02210603180175	REDUÇÃO INOX FXM 180X175	10.97
02210603200150	REDUÇÃO INOX FXM 200X150	24.66
02210603200180	REDUÇÃO INOX FXM 200X180	11.48



SUPORTES DE DISTANCIA

02210609108D DISTANCIADOR INOX 9-16CM P/BRAÇ REGUL. 4.34

CHAPEUS P/TUBO CHAPA**CHAPEUS C/ABA ANTIRETORNO CHAPA INOX**

022104020080	CHAPEU C/ABA PEQ. S/CONE P/TUBO INOX 80	22.82
022104020100	CHAPEU C/ABA PEQ. S/CONE P/TUBO INOX 100	22.82
022104020125	CHAPEU C/ABA PEQ. S/CONE P/TUBO INOX 125	27.22
022104020150	CHAPEU C/ABA PEQ. S/CONE P/TUBO INOX 150	29.98
022104020175	CHAPEU C/ABA PEQ. S/CONE P/TUBO INOX 175	32.46
022104020180	CHAPEU C/ABA PEQ. S/CONE P/TUBO INOX 180	32.72
022104020200	CHAPEU C/ABA PEQ. S/CONE P/TUBO INOX 200	44.82
02210402080	CHAPEU C/ABA S/CONE P/TUBO INOX 80	26.44
02210402140	CHAPEU C/ABA C/CONE P/TUBO INOX 140	30.37
02210402175	CHAPEU C/ABA C/CONE P/TUBO INOX 175	33.45

CHAPEUS C/VENTILADOR COM CAIXA

02210404020 CHAPEU VENTIL. INOX C/CAIXA 20X20 85.63

CHAPEUS H INOX 304

02210410150	CHAPEU H INOX 304 DN150	45.66
02210410180	CHAPEU H INOX 304 DN180	57.87

CHAPEUS INOX BICO DE PATO

022104070080	CHAPEU INOX BICO DE PATO C/REDE 80	24.55
022104070100	CHAPEU INOX BICO DE PATO C/REDE 100	27.14
022104070110	CHAPEU INOX BICO DE PATO C/REDE 110	27.93
022104070180	CHAPEU INOX BICO DE PATO C/REDE 180	39.72
022104070200	CHAPEU INOX BICO DE PATO C/REDE 200	43.64

CHAPEUS INOX CRISTA DE GALO

022104060100	CHAPEU INOX CRISTA DE GALO 100	38.91
022104060120	CHAPEU INOX CRISTA DE GALO 120	39.40
022104060125	CHAPEU INOX CRISTA DE GALO 125	39.74
022104060150	CHAPEU INOX CRISTA DE GALO 150	47.68
022104060180	CHAPEU INOX CRISTA DE GALO 180	55.23
022104060200	CHAPEU INOX CRISTA DE GALO 200	61.31
02210406080	CHAPEU INOX CRISTA DE GALO 80	38.10

CHAPEUS INOX QUEBRA VENTO LATERAL

02210405080	CHAPEU INOX C/GRELHA LAT.PAREDE 80	16.11
02210405100	CHAPEU INOX C/GRELHA LAT.PAREDE 100	17.78
02210405120	CHAPEU INOX C/GRELHA LAT.PAREDE 120	17.78
02210405125	CHAPEU INOX C/GRELHA LAT.PAREDE 125	17.43
02210405150	CHAPEU INOX C/GRELHA LAT.PAREDE 150	18.78

CHAPEUS PAREDE C/REDE INOX

02210409115 CHAPEU DE PAREDE C/REDE INOX DN115 17.33

CHAPEUS SIMPLES C/CONE CHAPA INOX

02210401080	CHAPEU C/CONE P/TUBO INOX 80	17.69
02210401100	CHAPEU C/ CONE P/TUBO INOX 100	17.83
02210401125	CHAPEU C/CONE P/TUBO INOX 125	18.94
02210401140	CHAPEU C/CONE P/TUBO INOX 140	19.63
02210401150	CHAPEU C/CONE P/TUBO INOX 150	20.06
02210401160	CHAPEU C/CONE P/TUBO INOX 160	21.96
02210401175	CHAPEU C/CONE P/TUBO INOX 175	22.71
02210401180	CHAPEU C/CONE P/TUBO INOX 180	22.87
02210401200	CHAPEU C/CONE P/TUBO INOX 200	24.30
02210401250	CHAPEU C/CONE P/TUBO INOX 250	30.24
02210401300	CHAPEU C/CONE P/TUBO INOX 300	36.46

CHAPEUS SIMPLES SEM CONE CHAPA INOX

02210400090	CHAPEU INOX 304 S/CONE INTERIOR 90	12.77
02210400100	CHAPEU INOX 304 S/CONE INTERIOR 100	12.86
02210400110	CHAPEU INOX 304 S/CONE INTERIOR 110	12.99

+351 244 800 160
+351 244 802 323geral@canalcentro.pt
info@canalcentro.ptR. do Bailadouro s/nº,
2410-211 Pousos

02210400125	CHAPEU INOX 304 S/CONE INTERIOR 125	13.17
02210400150	CHAPEU INOX 304 S/CONE INTERIOR 150	15.41
02210400170	CHAPEU INOX 304 S/CONE INTERIOR 170	19.04
02210400180	CHAPEU INOX 304 S/CONE INTERIOR 180	19.41
02210400200	CHAPEU INOX 304 S/CONE INTERIOR 200	22.57
02210400250	CHAPEU INOX 304 S/CONE INTERIOR 250	25.14

CHAPEUS VENTILADORES INOX

02210403100	CHAPEU VENTILADOR/ GIRANDULA INOX 100	64.43
02210403125	CHAPEU VENTILADOR/GIRANDULA INOX 125	66.28
02210403150	CHAPEU VENTILADOR/GIRANDULA INOX 150	67.70
02210403150R	CHAPEU VENTIL/GIRANDULA INOX 150 REFORÇA	117.24
02210403200	CHAPEU VENTILADOR/GIRANDULA INOX 200	69.85

GIRANDOLA INOX 304

0221040805080	TELHA LUSA C/TUBO 0.5MT INOX 304 80	111.45
0221040805100	TELHA LUSA C/TUBO 0.5MT INOX 304 100	102.70
0221040805150	TELHA LUSA C/TUBO 0.5MT INOX 304 150	114.98
0221040805175	TELHA LUSA C/TUBO 0.5MT INOX 304 175	129.38

COLARINS/GOLAS/REMAT**GOLAS INOX 304**

02210805125	GOLA INOX 304 P/COBRE AGUAS 125	20.26
02210805200	GOLA INOX 304 P/COBRE AGUAS 200	24.91

REMATES C/ABA SIMPLES INOX 304

02210810080	REMATE C/ABA SIMPLES INOX 304 80	9.15
02210810150	REMATE C/ABA SIMPLES INOX 304 150	12.02
0221081010200	REMATE C/ABA C/INCLINACAO INOX 304 200	27.10

REMATES C/PARAFUSO INOX 304

02210811080	REMATE C/PARAFUSO INOX 304 080	10.21
02210811100	REMATE C/PARAFUSO INOX 304 100	10.86
02210811125	REMATE C/PARAFUSO INOX 304 125	14.90
02210811130	REMATE C/PARAFUSO INOX 304 130	15.14
02210811150	REMATE C/PARAFUSO INOX 304 150	15.53
02210811180	REMATE C/PARAFUSO INOX 304 180	15.80
02210811200	REMATE C/PARAFUSO INOX 304 200	16.49
02210811250	REMATE C/PARAFUSO INOX 304 250	18.98

CURVAS CHAPA INOX**CURVAS 45 CHAPA INOX 316**

02210204125	CURVA 45. INOX 316 125	15.27
-------------	------------------------	-------

CURVAS 45. CHAPA INOX

02210201080	CURVA 45. INOX 80	9.08
02210201100	CURVA 45. INOX 100	9.77
02210201125	CURVA 45. INOX 125	10.54
02210201140	CURVA 45. INOX 140	11.13
02210201150	CURVA 45. INOX 150	11.41
02210201175	CURVA 45. INOX 175	21.24
02210201180	CURVA 45. INOX 180	13.71
02210201200	CURVA 45. INOX 200	16.51
02210201250	CURVA 45. INOX 250	26.42
02210201300	CURVA 45. INOX 300	31.38
02210201400	CURVA 45. INOX 400	65.82
02210201450	CURVA 45. INOX 450	69.36
02210201F100	CURVA 45. INOX FRISADA 100	9.41
02210201F150	CURVA 45. INOX FRISADA 150	12.85
02210201F180	CURVA 45. INOX FRISADA 180	15.19
02210201F200	CURVA 45. INOX FRISADA 200	17.66

CURVAS 90. CHAPA INOX

02210202080	CURVA 90. INOX 80	12.27
02210202100	CURVA 90. INOX 100	13.57
02210202120	CURVA 90. INOX 120	14.37



+351 244 800 160
+351 244 802 323



geral@canalcentro.pt
info@canalcentro.pt



R. do Bailadouro s/nº,
2410-211 Pousos



02210202125	CURVA 90. INOX 125	14.42
02210202140	CURVA 90. INOX 140	14.36
02210202150	CURVA 90. INOX 150	14.46
02210202175	CURVA 90. INOX 175	30.48
02210202180	CURVA 90. INOX 180	19.85
02210202200	CURVA 90. INOX 200	21.83
02210202250	CURVA 90. INOX 250	28.07
02210202300	CURVA 90. INOX 300	33.02
02210202400	CURVA 90. INOX 400	66.06
02210202450	CURVA 90. INOX 450	82.57
02210202F100	CURVA 90. INOX FRISADA 100	11.34
02210202F150	CURVA 90. INOX FRISADA 150	14.42

CURVAS 903 INOX 316 P.SIMPLES

02210205125	CURVA 90. INOX 316 125	20.91
-------------	------------------------	-------

GRELHAS PARA LAREIRA**GRELHAS PARA LAREIRAS BR.C/ARO MOD.ECO**

02210902140290	GRELHA LAREIRA BRANCA ECO C/ARO 140X290	15.07
02210902150150	GRELHA LAREIRA BRANCA ECO C/ARO 150X150	16.05

GRELHAS PARA LAREIRAS SEM BORDA

02210901140290	GRELHA C/ARO P/LAREIRA S/B 140X290 BR	15.00
02210901150150	GRELHA C/ARO P/LAREIRA S/B 150X150 BR	12.90
02210901195340	GRELHA C/ARO P/LAREIRA S/B 185X330 BR	19.36

SAIDAS LATERAIS**SAIDAS LATERAIS INOX PRETO**

02213008080	PONTA SUTADA/BICO PATO INOX PRETO 80	34.37
-------------	--------------------------------------	-------

TAMPOS E COBREAGUAS**COBREAGUAS P/TUBO INOX**

02210502080	COBREAGUAS P/TUBO INOX SIMPL.80	38.20
02210502100	COBREAGUAS P/TUBO INOX SIMPL.100	40.55
02210502125	COBREAGUAS P/TUBO INOX SIMPL.125	51.15
02210502150	COBRE AGUAS P/TUBO INOX SIMPL.150	53.39

TAMPOS C/PURGA P/TES CHAPA INOX

02210503035080	TAMPO C/PURGA 35 INOX F P/TE 80	11.90
02210503050080	TAMPO C/PURGA 50 INOX F P/TE 80	SobConsulta
02210503050100	TAMPO C/PURGA 50 INOX F P/TE 100	12.37
02210503050125	TAMPO C/PURGA 50 INOX F P/TE 125	13.66
02210503050150	TAMPO C/PURGA 50 INOX F P/TE 150	15.36
02210503050180	TAMPO C/PURGA 50 INOX F P/TE 180	18.80

TAMPOS P/TES CHAPA INOX

02210501080	TAMPO P/TE INOX 80	7.60
02210501100	TAMPO P/TE INOX 100	7.60
02210501125	TAMPO P/TE INOX 125	6.85
02210501140	TAMPO P/TE INOX 140	6.85
02210501150	TAMPO P/TE INOX 150	6.85
02210501175	TAMPO P/TE INOX 175	7.94
02210501180	TAMPO P/TE INOX 180	8.27
02210501200	TAMPO P/TE INOX 200	8.36
02210501250	TAMPO P/TE INOX 250	11.50
02210501300	TAMPO P/TE INOX 300	12.92
02210501400	TAMPO P/TE INOX 400	24.07
02210501450	TAMPO P/TE INOX 450	28.72

TES CHAPA INOX**TES 135. (FORQUILHA) CHAPA INOX**

02210302080	TE 135.(FORQUILHA) CHAPA INOX 80	18.76
02210302100	TE 135.(FORQUILHA) CHAPA INOX 100	21.04
02210302125	TE 135.(FORQUILHA) CHAPA INOX 125	23.23
02210302150	TE 135.(FORQUILHA) CHAPA INOX 150	27.72
02210302175	TE 135.(FORQUILHA) CHAPA INOX 175	35.38



+351 244 800 160
+351 244 802 323



geral@canalcentro.pt
info@canalcentro.pt



R. do Bailadouro s/nº,
2410-211 Pousos



02210302180	TE 135.(FORQUILHA) CHAPA INOX 180	38.21
02210302200	TE 135.(FORQUILHA) CHAPA INOX 200	40.82
02210302250	TE 135.(FORQUILHA) CHAPA INOX 250	46.19
02210302300	TE 135.(FORQUILHA) CHAPA INOX 300	62.76
02210302400	TE 135.(FORQUILHA) CHAPA INOX 400	100.28
02210302450	TE 135.(FORQUILHA) CHAPA INOX 450	115.60

TES 90. CHAPA INOX

02210301080	TE 90. INOX 80	13.68
02210301100	TE 90. INOX 100	15.18
02210301125	TE 90. INOX 125	17.83
02210301140	TE 90. INOX 140	18.50
02210301150	TE 90. INOX 150	19.83
02210301175	TE 90. INOX 175	21.41
02210301180	TE 90. INOX 180	21.50
02210301200	TE 90. INOX 200	25.54
02210301250	TE 90. INOX 250	34.57

TUBO E ACESS.DUPLA P

02243520200250	UNIAO SIMPLES INOX P/DUPLA TF200-200/250	21.26
----------------	--	-------

BRAÇADEIRAS APOIO REGULAV.4/8CM INOX 304

02243528130	BRAÇAD.APOIO REG.4/8CM IX DUP 125 a 130	11.50
02243528150	BRAÇAD.APOIO REG.4/8CM IX DUP.150	11.78
02243528175	BRAÇAD.APOIO REGULÁV.4/8CM IX DUP.175	12.27
02243528180	BRAÇAD.APOIO REGUL4/8CM IX DUP 175 a 180	12.27
02243528200	BRAÇAD.APOIO REG.4/8CM IX DUP. 200	13.05
02243528230	BRAÇAD.APOIO REGUL4/8CM IX DUP.225 a 230	17.43
02243528250	BRAÇAD.APOIO REG.4/8CM IX DUP. 250	18.12
02243528300	BRAÇAD.APOIO REG.4/8CM IX DUP. 300	22.74

BRAÇADEIRAS DE 40MM COM APOIO

02243529250	BRAÇADEIRA 40MM C/APOIO VM INOX 250	20.67
-------------	-------------------------------------	-------

CHAPEU C/ABA C/CONE INOX 304 D.PAR.TOPO

02243511080130	CHAPEU C/ABA INOX P.DUP.TOP FECH.80/130	36.19
02243511100150	CHAPEU C/ABA INOX P.DUP.TOP FECH.100/150	37.44
02243511125175	CHAPEU C/ABA INOX P.DUP.TOP FECH.125/175	43.00
02243511150200	CHAPEU C/ABA INOX P.DUP.TOP FECH.150/200	46.61
02243511180230	CHAPEU C/ABA INOX P.DUP.TOP FECH.180/230	53.66
02243511200250	CHAPEU C/ABA INOX P.DUP.TOP FECH.200/250	57.33
02243511250300	CHAPEU C/ABA INOX P.DUP.TOP FECH.250/300	64.84
02243511SC200250	CHAPEU C/ABA S/CONE IX P.DUP.T.F.200/250	44.58

CHAPEU C/ABA IX 304 D.PAREDE.T.F PRETO

02243711150200	CHAPEU C/ABA S/ CONE TOP FEC.150/200 PT	50.07
----------------	---	-------

CHAPEU C/CONE INOX 304 DPL PAR.TOPO ABER

02243609180230	CHAPEU C/CONE INOX DUPL.PA.TOPO ABER.180	81.93
----------------	--	-------

CHAPEU C/CONE INOX 304 DPL PAR.TOPO FECH

02243509080130	CHAPEU C/CONE INOX P.DUP.TOP FECH.80/130	25.08
02243509100150	CHAPEU C/CONE INOX P.DUP.TOP FECH100/150	31.60
02243509125175	CHAPEU C/CONE INOX P.DUP.TOP FECH125/175	29.25
02243509150200	CHAPEU C/CONE INOX P.DUP.TOP FECH150/200	31.14
02243509180230	CHAPEU C/CONE INOX P.DUP.TOP FECH180/230	34.22
02243509200250	CHAPEU C/CONE INOX P.DUP.TOP FECH200/250	37.75
02243509250300	CHAPEU C/CONE INOX P.DUP.TOP FECH250/300	44.15

CHAPEU CRISTA DE GALO INOX 304 TOPO FECH

02243513125175	CHAPEU CRIST GALO IX P.DUP T.FECH125/175	51.85
02243513150200	CHAPEU CRIST GALO IX P.DUP T.FECH150/200	68.15
02243513180230	CHAPEU CRIST GALO IX P.DUP T.FECH180/230	77.52
02243513200250	CHAPEU CRIST GALO IX P.DUP T.FECH200/250	80.79

CHAPEU GIRANDOLA INOX 304 DUP.TOPO FECH

+351 244 800 160
+351 244 802 323



geral@canalcentro.pt
info@canalcentro.pt



R. do Bailadouro s/nº,
2410-211 Pousos



02243517125175	GIRANDOLA INOX P.DUPL.TOP. FECH.125/175	75.95
02243517150200	GIRANDOLA INOX P.DUPL.TOP. FECH.150/200	76.69
02243517180230	GIRANDOLA INOX P.DUPL.TOP. FECH.180/230	87.22
02243517200250	GIRANDOLA INOX P.DUPL.TOP. FECH.200/250	88.86
CHAPEU H PAREDE DUPLA TOPO FECHADO		
02243556100150	CHAPEU H IX P.DUPLA TOPO FECHA. 100/150	52.25
CHAPEU S/CONE INOX 304 DPL PAR.TOPO FECH		
02243510180230	CHAPEU S/CONE INOX P.DUP.TOP FECH180/230	34.21
CHAPEU SATURNO INOX 304 DUP.PA TOPO FECH		
02243512080130	CHAPEU SATURNO IX P.DUP.TOP FECH.80/130	38.66
02243512125175	CHAPEU SATURNO IX P.DUP.TOP FECH.125/175	48.68
02243512150200	CHAPEU SATURNO IX P.DUP.TOP FECH.150/200	52.01
02243512180230	CHAPEU SATURNO IX P.DUP.TOP FECH.180/230	67.07
02243512200250	CHAPEU SATURNO IX P.DUP.TOP FECH.200/250	68.15
COBRE AGUAS INOX 304 SIMPLES T.FECHADO		
02243535080130	COBRE AGUAS INOX P.DUPL TOP.FECH.80/130	61.35
02243535150200	COBRE AGUAS INOX P.DUPL.TOP.FECH.150/200	87.93
02243535175200	COBRE AGUAS INOX P.DUPL TOP.FECH.175/200	144.53
02243535180230	COBRE AGUAS INOX P.DUPL TOP.FECH.180/230	66.13
02243535200250	COBRE AGUAS INOX P.DUPL TOP.FECH.200/250	69.86
CURVA A 30° INOX 304 DUPLA PAR.TOPO FECH		
02243507080	CURVA INOX 30° P.DUPLA TOPO FECH.80/130	33.64
02243507200250	CURVA INOX 30° P.DUPLA TOPO FECH.200/250	48.82
CURVA A 45° INOX 304 DUPLA PAR.TOPO FECH		
02243508080	CURVA INOX 45° P.DUPLA TOPO FECH. 80/130	36.57
02243508100150	CURVA INOX 45° P.DUPLA TOPO FECH.100/150	36.84
02243508125175	CURVA INOX 45° P.DUPLA TOPO FECH.125/175	38.62
02243508150200	CURVA INOX 45° P.DUPLA TOPO FECH.150/200	44.57
02243508180230	CURVA INOX 45° P.DUPLA TOPO FECH.180/230	56.36
02243508200250	CURVA INOX 45° P.DUPLA TOPO FECH.200/250	64.00
02243508250300	CURVA INOX 45° P.DUPLA TOPO FECH.250/300	86.61
02243508300350	CURVA INOX 45° P.DUPLA TOPO FECH.300/350	102.22
CURVAS A 45.INOX 304 DUPLA PAR.TOPO ABER		
02243608140190	CURVA 45° VM INOX 304 140/190 TOPO ABERT	55.24
FORQUILHAS INOX 304 TOPO FECHAD		
02243519080130	FORQUILHA 45° IX P.DUPL.TOP FECH.080/130	75.18
02243519100150	FORQUILHA 45° IX P.DUPL.TOP FECH.100/150	81.73
02243519125175	FORQUILHA 45° IX P.DUPL.TOP FECH.125/175	92.34
02243519150200	FORQUILHA 45° IX P.DUPL TOP FECH.150/200	104.53
02243519180230	FORQUILHA 45° IX P.DUPL.TOP FECH.180/230	126.01
02243519200250	FORQUILHA 45° IX P.DUPL.TOP FECH.200/250	142.98
02243519250300	FORQUILHA 45° IX P.DUPL.TOP FECH.250/300	209.36
GOLAS INOX 304 SIMPLES TOPO FECH PRETO		
02243739150200	GOLA INOX P.DUPL TOP. FECH.150/200 PT	34.88
GOLAS INOX 304 SIMPLES TOPO FECHADO		
02243539150200	GOLA INOX P.DUPL TOP. FECH.150/200	22.86
02243539200250	GOLA INOX P.DUPL TOP. FECH.200/250	26.78
JUNTAS FIBRA CERAMICA		
02243531180230	JUNTA FIBRA CERAMICA PAREDE DUPLA 180/230	8.80
02243531200250	JUNTA FIBRA CERAMICA PAREDE DUPLA 200/250	9.10
PONTAS SUTADAS/BICO DE PATO INOX 304 DUP		
02243521080130	PONTA SUTADA/BICO PATO INOX 45.80/130	67.55
02243521100	PONTA SUTADA/BICO PATO INOX 45.100	33.93
REMATES INOX 304 C/ABA TOPO FECH		
02243746150200	REMATE C/ABA IX P.DUPL T.FECH.150/200 PT	18.43
REMATES INOX 304 C/PARAF TOPO FECH. PRET		
02243745150200	REMATE C/PARAF IX P.DUP. T.FEH 150/200PT	23.09



REMATES INOX 304 SIMPLES TOPO FECHADO

02243545150200	REMATE C/PARAF IX P.DUPL T.FECH.150/200	16.49
02243545180230	REMATE C/PARAF IX P.DUPL T.FECH.180/230	18.91
02243545200250	REMATE C/PARAF IX P.DUPL T.FECH.200/250	18.99

SILENCIADOR INOX 304 DUPLA PAR.TOPO FECH

02243506080130	SILENCIAD. INOX P.DUPLA TOP.FECH 80/130	95.89
02243506100150	SILENCIAD. INOX P.DUPLA TOP.FECH.100/150	98.15
02243506125175	SILENCIAD. INOX P.DUPLA TOP.FECH.125/175	100.46
02243506150200	SILENCIAD. INOX P.DUPLA TOP FECH.150/200	102.85
02243506180230	SILENCIAD. INOX P.DUPLA TOP FECH.180/230	105.25
02243506200250	SILENCIAD. INOX P.DUPLA TOP FECH.200/250	119.34
02243506250300	SILENCIAD. INOX P.DUPLA TOP FECH.250/300	157.01

SUPORTE CARGA INOX 304 SIMPLES T.FECHADO

02243530150200	SUPORTE CARGA INOX DUP.P T.FECH.150/200	87.41
----------------	---	-------

TERMINAL CONE SAIDA LIVRE INOX 304 DUPLA P.

02243540200250	TERM. CONE SAIDA LIVRE INOX P.DUPL TOP.	52.71
----------------	---	-------

TES 90° INOX 304 DUP.PARED.TOPO ABER

02243618180230	TE 90° INOX DUPL.PARED.TOPO ABERTO 180	103.48
----------------	--	--------

TES 90° INOX 304 DUP.PARED.TOPO FECH

02243518080130	TE 90° INOX P. DUPL.TOP. FECH. 80/130	64.47
02243518100150	TE 90° INOX P. DUPL.TOP. FECH.100/150	71.23
02243518125175	TE 90° INOX P. DUPL.TOP. FECH.125/175	78.80
02243518150200	TE 90° INOX P. DUPL.TOP. FECH. 150/200	89.22
02243518180230	TE 90° INOX P. DUPL.TOP. FECH. 180/230	105.39
02243518200250	TE 90° INOX P. DUPL.TOP. FECH. 200/250	135.17
02243518250300	TE 90° INOX P. DUPL.TOP. FECH. 250/300	186.28

TUBO 0.5MT INOX 304 DUPLA PARE.TOPO FECH

02243502080130	TUBO INOX 0.5MT P.DUPLA TOPO FECH 80/130	39.08
02243502100150	TUBO INOX 0.5MT P.DUPLA TOPO FECH 100/150	41.31
02243502125175	TUBO INOX 0.5MT P.DUPLA TOPO FECH 125/175	42.60
02243502150200	TUBO INOX 0.5MT P.DUPLA TOPO FECH 150/200	48.55
02243502180230	TUBO INOX 0.5MT P.DUPLA TOPO FECH 180/230	58.42
02243502200250	TUBO INOX 0.5MT P.DUPLA TOPO FECH 200/250	65.90
02243502250300	TUBO INOX 0.5MT P.DUPLA TOPO FECH 250/300	87.25
02243502300350	TUBO INOX 0.5MT P.DUPLA TOPO FECH 300/250	103.09

TUBO 0.5MT IX 304 DUP PARED.T.FEC PRETO

02243702150200	TUBO INOX 0.5MT P.DUP T. FECH 150/200 PT	62.15
----------------	--	-------

TUBO 1MT INOX 304 DUPLA PARED.TOPO FECHA

02243501080130	TUBO INOX 1MT P.DUPLA TOPO FECH 80/130	49.05
02243501100150	TUBO INOX 1MT P.DUPLA TOPO FECH 100/150	51.41
02243501125175	TUBO INOX 1MT P.DUPLA TOPO FECH 125/175	54.13
02243501150200	TUBO INOX 1MT P.DUPLA TOPO FECH 150/200	63.66
02243501180230	TUBO INOX 1MT P.DUPLA TOPO FECH 180/230	73.24
02243501200250	TUBO INOX 1MT P.DUPLA TOPO FECH 200/250	82.72
02243501250300	TUBO INOX 1MT P.DUPLA TOPO FECH 250/300	108.90
02243501300350	TUBO INOX 1MT P.DUPLA TOPO FECH 300/350	128.65

TUBO 1MT IX 304 DUPLA PARED.T FECH PRETO

02243701150200	TUBO IX 1MT P.DUPLA T. FECH 150/200 PT	81.48
----------------	--	-------

TUBO C/PORTA VISITA DUPLA TOPO FECHADO

02243503125	TUBO C/PORTA VISITA D.P.TOPO FEC.50CM125	84.30
02243503200250	TUBO C/PORTA VISITA D.P.TOPO FEC.50CM200/250	107.60

TUBO EXTENSIVEL 15/25CM INOX DUPLA PARED

02243504200250	TUBO INOX EXTEN.15/25CM TOP.FECH 200/250	63.37
----------------	--	-------

TUBO EXTENSIVEL 25/40CM INOX DUPLA PARED

02243505080130	TUBO INOX EXTEN.25/40CM TOP.FECH 80/130	41.66
02243505100150	TUBO INOX EXTEN.25/40CM TOP.FECH 100/150	43.52
02243505125175	TUBO INOX EXTEN.25/40CM TOP.FECH 125/175	47.04



02243505150200	TUBO INOX EXTEN.25/40CM TOP.FECH 150/200	52.71
02243505180230	TUBO INOX EXTEN.25/40CM TOP.FECH 180/230	63.37
02243505200250	TUBO INOX EXTEN.25/40CM TOP.FECH 200/250	71.81
02243505250300	TUBO INOX EXTEN.25/40CM TOP.FECH 250/300	94.34
02243505300350	TUBO INOX EXTEN.25/40CM TOP.FECH 300/350	119.93

UNIOES DE REDUCAO PARA AUMENTO DE CAUDAL

02243547150125	UNIAO REDUCAO INOX T.F 150/200-125/175	83.05
02243547200180	UNIAO REDUCAO INOX T.F 200/250 -180/230	93.19

UNIOES TRANSIÇÃO DUPLA/SIMPLES T.FECHADO

02243555100150100	UNIAO SIMPLES INOX TOP FECH. 100/150-100	13.33
02243555125175125	UNIAO SIMPLES INOX TOP.FECH. 125/175-125	15.13
02243555150180230	UNIAO SIMPLES INOX TOP.FECH. 150/180-230	21.14
02243555150200150	UNIAO SIMPLES INOX TOP.FECH. 150/200-150	16.16
02243555150200200	UNIAO SIMPLES INOX TOP.FECH. 150/200-200	17.21
02243555200250200	UNIAO SIMPLES INOX TOP.FECH. 200/250-200	18.87
022435558013080	UNIAO SIMPLES INOX TOP.FECH. 80/130-80	13.30

UNIOES TRANSIÇÃO SIMPLES/DUPLA T.FECHADO

02243550100100150	UNIAO SIMPLES IX TOP.FECH. 100F-100/150	12.81
02243550120125175	UNIAO SIMPLES IX TOP.FECH. 120F-125/175	13.61
02243550125125175	UNIAO SIMPLES IX TOP.FECH. 125F-125/175	13.61
02243550130125175	UNIAO SIMPLES IX TOP.FECH. 130F-125/175	14.19
02243550150150200	UNIAO SIMPLES IX TOP.FECH. 150F-150/200	14.74
02243550160F180230	UNIAO SIMPLES IX TOP.FECH. 160F-180/230	19.06
02243550180180230	UNIAO SIMPLES IX TOP.FECH. 180F-180/230	17.35
02243550200200250	UNIAO SIMPLES IX TOP.FECH. 200F-200/250	18.87
02243550300300350	UNIAO SIMPLES IX TOP.FECH. 300F-300/350	37.90
022435508013080	UNIAO INOX 80/130 DUPLO P/SIMP 80M T.FEC	13.30
022435508080130	UNIAO SIMPLES IX TOP.FECH. 80F- 80/130	12.70

TUBOS E ACESS.PAREDE**CHAPEUS ANTIRETORNO PARED.DUPL.INOX-INOX**

0221112125	CHAPEU ANTIRETOR.PAR.DUPL.INOX-INOX 125	56.91
------------	---	-------

TUBOS PAREDE DUPLA INOX-INOX 1MT

02211101150	TUBO PAREDE DUPLA INOX-INOX 1MT 150	71.57
-------------	-------------------------------------	-------

TUBOS E ACESS.PP EV**ACESSÓRIOS PARA CONENSADOS**

0221165003	BOMBA CONDENSADOS 15MTS (10L/H) BOMBA	130.00
02211650110	JUNTA INTERIOR EPDM 110	3.70

ADAPTADORES AMPLIAÇÃO PP CONDENS.SIMPLES

02211608060080	ADAP.AMPLIAC. 60X80 M/F COND.S. 68AMP5	8.49
02211608080110	ADAP.AMPLIA 80X110 M/F COND.S.81AMP5	26.52
02211608125160	ADAP AMPL 125X160 MF COND. 125160AMP5	47.84
02211608150160	ADAP CALDEIRA PP 150X160 150160AMP5	71.00
02211608160200	ADAP AMPL 160X200 MF COND 160200AMP5	59.40

ADAPTADORES BITUBULAR PP CONDENS.SIMPLES

02211609080	ADAPT. BITUBULAR 80 COND.S. 8ADBSDVAP15	42.43
-------------	---	-------

BRAÇADEIRAS PARA TUBO BRANCAS

02211642060	BRAÇADEIRA BRANCA DN60 6ABPRP3	2.91
02211642080	BRAÇADEIRA BRANCA DN80 8ABPRP3	3.10
02211642100	BRAÇADEIRA BRANCA DN100 10ABPRP3	3.33
02211642125	BRAÇADEIRA BRANCA DN125 125ABPRP3	3.43

COLECTORES PP BR CONDENS. SIMPLES

022116100001	TAMPO PP DN125 C/ESGOTO 125TAPECONDENSA	21.22
022116100003	TAMPO PP DN160 C/ESGOTO 160TAPECONDENSA	25.46
022116100007	SIFAO VERTICAL/HORIZONTAL SIFON5	19.09
0221161000T03	TÊ PP CONDS DN125 125TE5	48.00
0221161000T07	TÊ PP CONDS DN200 200TE5	77.00
022116100701	COLECTOR HORIZ. DN125 100125COLDIREC5	61.00



022116100703	COLECTOR HORIZ. DN160 100160COLDIREC5	75.00
CURVAS 45° PP BR.CONDENS.SIMPLES		
02211606060	CURVA 45. PP BR.60 COND.S.M/F 6-45MH5	7.00
02211606080	CURVA 45. PP BR.80 COND.S.M/F 8-45MH5	5.92
02211606100	CURVA 45. PP BR.100 COND.S.M/F 10-45MH5	9.30
02211606110	CURVA 45. PP BR.110 COND.S.M/F 11-45MH5	12.50
02211606125	CURVA 45. PP BR.125 COND.S.M/F 125-45MH5	15.60
02211606160	CURVA 45. PP BR.160 COND.S.M/F 160-45MH5	23.92
02211606200	CURVA 45. PP BR.200 COND.S.M/F 200-45MH5	36.40
CURVAS 45° PP CONDENS.COAXIAL		
02211635060100	CURVA 45. 60/100 COND.COAXI 610-45MHP15	19.38
02211635080125	CURVA 45. 80/125 COND.COAX 8125-45MHP15	30.00
CURVAS 90° PP BR.CONDENS.SIMPLES		
02211605060	CURVA 90. PP BR. 60 COND.S. M/F 6-90MH5	7.50
02211605080	CURVA 90. PP BR. 80 COND.S. M/F 8-90MH5	6.32
02211605100	CURVA 90. PP BR.100 COND.S.M/F 10-90MH5	9.36
02211605110	CURVA 90. PP BR.110 COND.S.M/F 11-90MH5	12.80
02211605125	CURVA 90. PP BR.125 COND.S.M/F 125-90MH5	17.00
02211605200	CURVA 90. PP BR.200 COND.S.M/F 200-90MH5	41.60
02211605250	CURVA 90. PP BR.250 COND.S.M/F 250-90MH5	96.00
CURVAS 90° PP CONDENS.COAXIAL		
02211634060100	CURVA 90. 60/100 COND.COAX 610-90MHP15	19.38
02211634080125	CURVA 90. 80/125 COND.COAX 8125-90MHP15	33.95
DEFLETORES HORIZONTAIS ANTI CHUVA		
02211617060	DEFLETOR HOZ 60 EVAC. ANTI-CHUV 6DFHALL5	12.48
02211617080	DEFLETOR HOZ 80 EVAC. ANTI-CHUV 8DFHALL5	13.00
02211617110	DEFLETOR HOZ 110 EVAC. ANTI-CHUV 11DFHALL5	17.00
02211617125	DEFLETOR HOZ 125 EVAC. ANTI-CHUV 125DFHALL5	19.00
DEFLETORES HORIZONTAIS EVACUAÇÃO		
02211613080	DEFLETOR HORIZ.80 EVACUA INOX 8DFH4	6.50
02211613100IX	DEFLETOR HORIZ.100 EVACUA. INOX 10DFH4	11.50
DEFLETORES VERTICAIS EVACUACAO		
02211612080	DEFLETOR VERT.80 EVACUA PVC 8DFV58	21.00
02211612080IX	DEFLETOR VERT.80 EVACUA INOX 8DFV4	14.00
JUNTAS REMATE CONDENS.COAXIAL		
02211641100	JUNTA REMATE BR 100 COND.COAX 10PL6	2.66
REDUCOES PP CONDENS.SIMPLES		
022116071060050	ADAP. REDUÇ. M/F PP 60/50 65REDMH5	17.00
02211607110100	ADAP. REDUÇ. M/F PP 110/100 1110REDMH5	48.00
TERMINAIS CONDENS.COAXIAL		
02211638060100	TERMINAL 60/100 COND.COAX 610TDFHC57	22.88
02211638060100C	TERMINAL DN60/100 CONDEN CURTO 610DFV58	36.40
02211638080125	TERMINAL 80/125 COND.COAX. VERT.8125ST58	75.32
TUBOS FLEXIVEIS PP BRANCO (ROLO)		
02211601050	TUBO FLEXIVEL PP BR 50 5FLEXCONT5 ROLO	170.00
02211601050M	TUBO FLEXIVEL PP BR 50 (MT) 5FLEXCONT5	8.50
02211601060	TUBO FLEXIVEL PP BR 60 6FLEXCONT5 ROLO	175.00
02211601060M	TUBO FLEXIVEL PP BR 60 (MT) 6FLEXCONT5	8.75
02211601080	TUBO FLEXIVEL PP BR 80 8FLEXCONT5 ROLO	165.00
02211601080M	TUBO FLEXIVEL PP BR 80 (MT) 8FLEXCONT5	8.25
02211601100	TUBO FLEXIV PP BR 100 10FLEXCONT5 ROLO	300.00
02211601100M	TUBO FLEXIV PP BR 100 (20MT) 10FLEXCONT5	300.00
02211601100M10	TUBO FLEXIV PP BR 100 (10MT) 10FLEXCONT5	150.00
02211601125	TUBO FLEXIVEL PP BR125 125FLEXCONT5 ROLO	494.00
02211601125M	TUBO FLEXIVEL PP BR125 (MT) 125FLEXCONT5	494.00
02211601200M	TUBO FLEXIVEL PP BR200 (MT) 200FLEXCONT5	40.00
02211601K050	KIT UNIAO P/TUBO FLEXIV.D50 5UNIONFLEX5	7.50



02211601K060	KIT UNIAO P/TUBO FLEXIV.D60 6UNIONFLEX5	7.50
02211601K080	KIT UNIAO P/TUBO FLEXIV.D80 8UNIONFLEX5	8.50
02211601K100	KIT UNIAO P/TUBO FLEXIV.D100 10UNIOFLEX	13.50
02211601K125	KIT UNIAO TUB FLEXIV.D125 125UNIONFLEX	20.00
02211601K200	KIT UNIAO TUB FLEXIV.D200 200UNIONFLEX5	62.00
TUBOS PP BR.CONDENS.SIMPLES 1000		
022116031000060	TUBO PP BR.60X1000 COND.SIMP. 6-1000MH5	10.61
022116031000080	TUBO PP BR.80X1000 COND.SIMP. 8-1000MH5	9.18
022116031000110	TUBO PP BR.110X1000 COND.SIMP.11-1000MH5	23.82
022116031000125	TUBO PP BR.125X1000 COND.S 125-1000MH5	26.00
022116031000160	TUBO PP BR.160X1000 COND.S 160-1000MH5	38.50
022116031000200	TUBO PP BR.200X1000 COND.S. 200-1000MH5	47.00
TUBOS PP BR.CONDENS.SIMPLES 2000		
022116042000200	TUBO PP BR.200X2000 COND.S. 200-2000MH5	93.00
TUBOS PP BR.CONDENS.SIMPLES 500		
022116020500060	TUBO PP BR.60X500 COND.SIMP. 6-500MH5	7.50
022116020500080	TUBO PP BR.80X500 P/COND.SIMP. 8-500MH5	6.43
022116020500100	TUBO PP BR.100X500 COND.SIMP. 10-500MH5	13.00
022116020500110	TUBO PP BR.110X500 COND.SIMP. 11-500MH5	13.00
TUBOS PP CONDENS.COAXIAL		
022116300500060100	TUBO 500MM 60/100 COND.COAX 610-500MHP15	14.28
022116300500080125	TUBO 500MM 80/125 COND.COAX 8125-500MHP1	20.16
022116301000060100	TUBO 1000MM 60/100 COND.COX610-1000MHP15	19.53
022116301000080125	TUBO 1000MM 80/125 COND.CO8125-1000MHP15	27.00
022116302000080125	TUBO 2000MM 80/125 COND.CO8125-2000MHP15	59.00
VALVULAS SAIDA DE CALDEIRA		
02211628080	VALV SAIDA CALDEIRA PP BR 80 8CCVAREG5	63.65
TUBOS E ACESSORIOS A		
ACESSÓRIOS SIMPLES ANT/PRETO CHAPA INOX		
02213030015150	BRAÇADEIRA C/APOIO INOX 304 PRETO 150	14.03
02213030064150	UNIÃO INOX F/F 304 PRETO 150	5.66
02213030065M8150	BRAÇADEIRA C/PORCA M8 INOX 304 PRETO 150	10.00
CHAPEUS SIMPLES ANT/PRETO CHAPA INOX		
02213025150S	CHAPEU SATURNO 304 PRETO/ANTRACITE 150	50.05
CURVAS SIMPLES ANT/PRETO CHAPA INOX		
0221300245080	CURVA 45° PRETO / ANTRACITE 304 80	12.71
0221300245150	CURVA 45. INOX 304 PRETO 150	15.98
DEFLECTORES 3 AROS ALU-STAR		
022115080100	DEFLECTOR 3 AROS DN100 ALU-STAR	6.38
022115080110	DEFLECTOR 3 AROS DN110 ALU-STAR	6.58
022115080125	DEFLECTOR 3 AROS DN125 ALU-STAR	6.88
022115080130	DEFLECTOR 3 AROS DN130 ALU-STAR	7.00
DEFLECTORES ANTI-RETORNO ALU-STAR		
022115090100	DEFLECTOR ANTI-RETORNO DN100 ALU-STAR	8.90
022115090110	DEFLECTOR ANTI-RETORNO DN110 ALU-STAR	9.59
022115090125	DEFLECTOR ANTI-RETORNO DN125 ALU-STAR	10.27
022115090130	DEFLECTOR ANTI-RETORNO DN130 ALU-STAR	10.46
REMATES ANT/PRETO CHAPA INOX		
02213015080	REMATE C/PARAF.INOX 304 PRETO 80	14.30
02213015150	REMATE C/PARAF.INOX 304 PRETO 150	21.75
TES 90° ANT/PRETO CHAPA INOX		
02213010080	TE 90 INOX 304 PRETO 80	19.15
02213011F080	TE C/TAMPO FEMEA 45 INOX 304 PRETO 80 FXFXM	26.26
TUBO ALU-STAR 0.5MT		
02211502125	TUBO ALU-STAR 0.5MT 125	8.02
TUBOS INOX VARA ANT/PRET SIMPLES 304 1MT		
02213001050080	TUBO INOX 304 PRETO 0.5MT 80	14.80



02213001080	TUBO INOX 304 PRETO 1MT 80	22.28
02213001150	TUBO INOX 304 PRETO 1MT 150	29.15

TUBOS E ACESSORIOS C**CURVAS COAXIAL A 45°**

02211404060100	CURVA COAXIAL MF 45.60/100 610-45MHP1	24.03
02211404080110	CURVA COAXIAL 45 M/F.80/110 811-45MHP1	24.59
02211404080125	CURVA COAXIAL 45 M/F.80/125	35.12

CURVAS COAXIAL A 90°

02211403060100	CURVA COAXIAL MF 90.60/100 610-90MHP1	19.47
02211403080110	CURVA COAXIAL MF 90.80/110 811-90MHP1	22.88
02211403080125	CURVA COAXIAL 90.80/125	42.88

TUBO COAXIAL L - 0.5MT

02211402060100	TUBO COAXIAL M/F 60/100 0.5MT 610-500MHP	14.98
02211402080110	TUBO COAXIAL M/F 80/110 0.5MT 811-500MHP	19.75
02211402080125	TUBO COAXIAL M/F DIAM.80/125 L-0.5MT	25.78
02211402080125M	TUBO COAXIAL M/M DIAM.80/125 L-0.5MT	25.78

TUBO COAXIAL L - 1 MT

02211401060100	TUBO COAXIAL M/F 60/100 1MT 610-1000MHP	21.63
02211401080110	TUBO COAXIAL M/F 80/110 1MT 811-1000MHP1	28.87
02211401080125	TUBO COAXIAL M/F 80/125 1MT 8125-1000MHP	37.18
02211401KIT60100	KIT HORIZ. 60/100 P/ESQUENT.VAILLANT	42.21

UNIOES COAXIAL

02211405060100	UNIAO COAXIAL 60/100 610MTTP1	9.00
02211405080125	UNIAO COAXIAL 80/125	14.50

TUBOS E ACESSORIOS V**CHAPEUS PAREDE SIMPLES VM LOCK 316**

02212603080	CHAPEU C/CONE P/TUBO IX 80 VM LOCK IX316	30.39
02212603A100	CHAPEU C/ABA P/TUBO IX 100 VM LOCK IX316	46.11

CURVAS PAREDE SIMPLES VM LOCK

02212502450100	CURVA 45. INOX 100 VM LOCK	17.40
----------------	----------------------------	-------

CURVAS PAREDE SIMPLES VM LOCK 316

0221260245080	CURVA 45. INOX 080 VM LOCK IX 316	24.23
0221260245100	CURVA 45. INOX 100 VM LOCK IX 316	25.23
0221260290100	CURVA 90. INOX 100 VM LOCK IX 316	30.74

TES E FORQUILHAS PAREDE SIMP VM LOCK 316

02212505900100	TE 90. INOX 100 VM LOCK	23.90
0221260590080	TE 90. INOX 080 VM LOCK IX 316	30.39
0221260590100	TE 90. INOX 100 VM LOCK IX 316	34.66

TUBOS VARA PAREDE SIMPLES VM LOCK

022125010100	TUBO INOX 1MT 100 VM LOCK	24.54
--------------	---------------------------	-------

TUBOS VARA PAREDE SIMPLES VM LOCK 316

02212601050080	TUBO INOX 50CM 080 VM LOCK IX 316	26.40
02212601050100	TUBO INOX 50CM 100 VM LOCK IX 316	27.41
02212601080	TUBO INOX 1MT 080 VM LOCK IX 316	34.14
02212601100	TUBO INOX 1MT 100 VM LOCK IX 316	35.58
0221260145100	FORQUILHA 45 INOX 100 VM LOCK IX 316	43.17

TUBOS INOX PAREDE SI**TUBO EXTENSIVEL 15/25-25/40 INOX 304**

022101082540150	TUBO EXTENSIVEL 25/40 INOX 304 DN150	19.06
-----------------	--------------------------------------	-------

TUBOS INOX FLEXIVEL DUPLO EM ROLO

022101030100	TUBO FLEX.INOX DUPLO ROLO (5 MT) 100 304	10.60
022101030150	TUBO FLEX.INOX DUPLO ROLO (5 MT) 150 304	19.38
02210103015010	TUBO FLEX.INOX DUPLO ROLO (10MT) 150 304	19.38
022101030180	TUBO FLEX.INOX DUPLO ROLO (5 MT) 180 304	23.46
022101030200	TUBO FLEX.INOX DUPLO ROLO (5 MT) 200 304	20.40
022101030250	TUBO FLEX.INOX DUPLO ROLO (5 MT) 250 304	25.30
022101031150	TUBO FLEX.INOX DUPLO ROLO (10MT) 150 316	19.20



022101031180	TUBO FLEX.INOX DUPLO ROLO (10MT) 180 316	22.32
022101032080	TUBO FLEX.INOX DUPLO ROLO (20MT) 80 316	10.40
022101032180	TUBO FLEX.INOX DUPLO ROLO (20MT) 180 316	22.32
022101032200	TUBO FLEX.INOX DUPLO ROLO (10MT) 200 316	23.84
0221010322005	TUBO FLEX.INOX DUPLO ROLO (5MT) 200 316	23.66
022101035200	TUBO FLEX.INOX DUPLO ROLO (15MT) 200 316	23.84
022101036200	TUBO FLEX.INOX DUPLO ROLO (20MT) 200 316	23.84

TUBOS INOX FLEXIVEL EM ROLO

02210100050	TUBO INOX FLEXIVEL (ROLO 5 MTS) 50	19.00
0221010005010	TUBO INOX FLEXIVEL (ROLO 10 MTS) 50	19.00
0221010005020	TUBO INOX FLEXIVEL (ROLO 20 MTS) 50	19.00
02210100080	TUBO INOX FLEXIVEL (ROLOS 5 MTS) 80	11.60
0221010008003	TUBO INOX FLEXIVEL (ROLOS 3 MTS) 80	11.60
0221010008010	TUBO INOX FLEXIVEL (ROLOS 10 MTS) 80	11.60
02210100100	TUBO INOX FLEXIVEL (ROLOS 5 MTS) 100	12.90
0221010010010	TUBO INOX FLEXIVEL (ROLOS 10 MTS) 100	12.90
02210100110	TUBO INOX FLEXIVEL (ROLOS 5 MTS) 110	13.85
02210100115	TUBO INOX FLEXIVEL (ROLOS 5 MTS) 115	15.10
02210100120	TUBO INOX FLEXIVEL (ROLOS 5 MTS) 120	15.10
02210100125	TUBO INOX FLEXIVEL (ROLOS 5 MTS) 125	15.90
0221010012510	TUBO INOX FLEXIVEL (ROLOS 10 MTS) 125	15.90
02210100130	TUBO INOX FLEXIVEL (ROLOS 5 MTS) 130	16.70
02210100140	TUBO INOX FLEXIVEL (ROLOS 5 MTS) 140	17.75
02210100150	TUBO INOX FLEXIVEL (ROLOS 5 MTS) 150	19.70
0221010015010	TUBO INOX FLEXIVEL (ROLOS 10 MTS) 150	19.70
02210100180	TUBO INOX FLEXIVEL (ROLO 5 MTS) 180	20.75
0221010018010	TUBO INOX FLEXIVEL (ROLO 10 MTS) 180	20.75
02210100200	TUBO INOX FLEXIVEL (ROLOS 5 MTS) 200	20.75
0221010020010	TUBO INOX FLEXIVEL (ROLOS 10 MTS) 200	20.75
02210100220	TUBO INOX FLEXIVEL (ROLOS 5 MTS) 220	32.75

TUBOS INOX VARA PARE.SIMP.C/REGISTO 33CM

02210104150	TUBO INOX PAREDE SIMP.C/REGIST.33CM 150	23.65
02210104200	TUBO INOX PAREDE SIMP.C/REGIST.33CM 200	26.16

TUBOS INOX VARA PARED SIMPLES 0.33/0.50

022101020080	TUBO INOX 0.5MT 80	10.57
022101020100	TUBO INOX 0.5MT 100	11.27
022101020125	TUBO INOX 0.5MT 125	13.31
022101020140	TUBO INOX 0.5MT 140	14.24
022101020150	TUBO INOX 0.5MT 150	14.53
022101020180	TUBO INOX 0.5MT 180	17.67
022101020200	TUBO INOX 0.5MT 200	17.87
022101020250	TUBO INOX 0.5MT 250	21.29
022101020400	TUBO INOX 0.5MT 400	38.78
022101023080	TUBO INOX 0.33 MT 80	9.05
022101023150	TUBO INOX 0.33 MT 150	10.77

TUBOS INOX VARA PAREDE SIMP.C/REGISTO 1M

02210106100	TUBO INOX PAREDE SIMP.C/REGIST.1MT 100	27.84
02210106125	TUBO INOX PAREDE SIMP.C/REGIST.1MT 125	31.30
02210106150	TUBO INOX PAREDE SIMP.C/REGIST.1MT 150	33.70
02210106180	TUBO INOX PAREDE SIMP.C/REGIST.1MT 180	39.43
02210106300	TUBO INOX PAREDE SIMP.C/REGIST.1MT 300	67.47

TUBOS INOX VARA PAREDE SIMPLES 304 1MT

02210101080	TUBO INOX 1MT 80	15.91
02210101100	TUBO INOX 1MT 100	16.91
02210101125	TUBO INOX 1MT 125	18.42
02210101140	TUBO INOX 1MT 140	20.82
02210101150	TUBO INOX 1MT 150	20.82
02210101175	TUBO INOX 1MT 175	30.52
02210101180	TUBO INOX 1MT 180	25.55



02210101200	TUBO INOX 1MT 200	26.60
02210101250	TUBO INOX 1MT 250	36.54
02210101300	TUBO INOX 1MT 300	39.54
02210101350	TUBO INOX 1MT 350	50.96
02210101400	TUBO INOX 1MT 400	59.32
02210101500	TUBO INOX 1MT 500	70.70
02210101L200	TUBO INOX 316 1MT 200	38.56

TUBOS INOX VARA PAREDE SIMPLES 316 1MT

02210109125	TUBO INOX 316 1MT 125	26.72
02210109150	TUBO INOX 316 1MT 150	30.19

UNIOES INOX**UNIOES F/F SIMPLES INOX**

02210704080	UNIAO F/F INOX 80	3.40
02210704100	UNIAO F/F INOX 100	3.40
02210704125	UNIAO F/F INOX 125	3.68
02210704150	UNIAO F/F INOX 150	4.04
02210704180	UNIAO F/F INOX 180	4.39
02210704200	UNIAO F/F INOX 200	4.56

UNIOES M/F INOX

02210703100	UNIAO M/F INOX 100	3.40
02210703125	UNIAO M/F INOX 125	3.68
02210703150	UNIAO M/F INOX 150	4.04
02210703180	UNIAO M/F INOX 180	9.54

UNIOES M/M INOX

02210701080	UNIAO M/M INOX 080	3.40
02210701100	UNIAO M/M INOX 100	3.40
02210701125	UNIAO M/M INOX 125	3.68
02210701130	UNIAO M/M INOX 130	3.76
02210701140	UNIAO M/M INOX 140	3.79
02210701150	UNIAO M/M INOX 150	4.04
02210701175	UNIAO M/M INOX 175	12.47
02210701180	UNIAO M/M INOX 180	4.39
02210701200	UNIAO M/M INOX 200	4.56
02210701220	UNIAO M/M INOX 220	SobConsulta

UNIOES F/F PAREDE SI**UNIOES PAREDE SIMPLES FF INOX AISI 304**

02240901150200	UNIAO INOX 304 FF TOPO FECHADO 150/200	13.52
----------------	--	-------

UNIOES M/M PAREDE SI**UNIOES M/M PAREDE SIMPLES INOX AISI 304**

02241001200	UNIAO TOPO FECH.250/300 P.SIMPLES 200	37.83
-------------	---------------------------------------	-------

TUBOS / ACESSO.CHAPA ZINCADA SPIRO**ABRACADEIRA CHAPA ZI****ABRACADEIRAS C/FEMEA CHAPA ZINCADA SPIRO**

022208010080	ABRACADEIRA C/FEM.CHAPA ZINCADA 80	1.19
022208010100	ABRACADEIRA C/FEM.CHAPA ZINCADA 100	1.26
022208010125	ABRACADEIRA C/FEM.CHAPA ZINCADA 125	1.50
022208010150	ABRACADEIRA C/FEM.CHAPA ZINCADA 150	1.83
022208010160	ABRACADEIRA C/FEM.CHAPA ZINCADA 160	1.83
022208010180	ABRACADEIRA C/FEM.CHAPA ZINCADA 180	2.55
022208010200	ABRACADEIRA C/FEM.CHAPA ZINCADA 200	2.24
022208010250	ABRACADEIRA C/FEM.CHAPA ZINCADA 250	2.72
022208010300	ABRACADEIRA C/FEM.CHAPA ZINCADA 300	3.45
022208010315	ABRACADEIRA C/FEM.CHAPA ZINCADA 315	3.32
022208010350	ABRACADEIRA C/FEM.CHAPA ZINCADA 350	3.53
022208010400	ABRACADEIRA C/FEM.CHAPA ZINCADA 400	4.68
022208010500	ABRACADEIRA C/FEM.CHAPA ZINCADA 500	6.78
022208010630	ABRACADEIRA C/FEM.CHAPA ZINCADA 630	6.94

ABRACADEIRAS SPIRO C

+351 244 800 160
+351 244 802 323



geral@canalcentro.pt
info@canalcentro.pt



R. do Bailadouro s/nº,
2410-211 Pousos



ABRAÇADEIRAS SPIRO COM BORRACHA

02225801315

ABRAÇADEIRA SPIRO C/BORRACHA 315

SobConsulta

BICOS DE PATO SPIRO**BICOS DE PATO MOD.BP SPIRO**

022213010160	BICO PATO MOD.BP C/REDE DN 160	7.86
022213010250	BICO PATO MOD.BP DN 250	12.24

CANHOES CHAPA ZINCAD**CANHOES CHAPA ZINCADA SPIRO**

02221001100080	CANHAO PS CHAPA ZINC.DIAM.100X80	2.22
02221001100100	CANHAO PS CHAPA ZINC.DIAM.100X100	2.66
02221001100125	CANHAO PS CHAPA ZINC.DIAM.100X125	2.38
02221001100130	CANHAO PS CHAPA ZINC.DIAM.100X130	2.66
02221001100160	CANHAO PS CHAPA ZINC.DIAM.100X160	2.66
02221001100200	CANHAO PS CHAPA ZINC.DIAM.100X200	2.66
02221001100250	CANHAO PS CHAPA ZINC.DIAM.100X250	2.66
02221001120100	CANHAO PS CHAPA ZINC.DIAM.120X100	2.38
02221001125080	CANHAO PS CHAPA ZINC.DIAM.125X80	2.22
02221001125100	CANHAO PS CHAPA ZINC.DIAM.125X100	2.38
02221001125125	CANHAO PS CHAPA ZINC.DIAM.125X125	2.67
02221001150100	CANHAO PS CHAPA ZINC.DIAM.150X100	2.38
02221001150125	CANHAO PS CHAPA ZINC.DIAM.150X125	3.15
02221001150150	CANHAO PS CHAPA ZINC.DIAM.150X150	3.15
02221001160080	CANHAO PS CHAPA ZINC.DIAM.160X80	2.22
02221001160100	CANHAO PS CHAPA ZINC.DIAM.160X100	2.38
02221001160125	CANHAO PS CHAPA ZINC.DIAM.160X125	2.46
02221001200100	CANHAO PS CHAPA ZINC.DIAM.200X100	2.38
02221001200125	CANHAO PS CHAPA ZINC.DIAM.200X125	2.65
02221001200150	CANHAO PS CHAPA ZINC.DIAM.200X150	3.15
02221001200160	CANHAO PS CHAPA ZINC.DIAM.160X200	4.52
02221001200200	CANHAO PS CHAPA ZINC.DIAM.200X200	3.57
02221001250100	CANHAO PS CHAPA ZINC.DIAM.250X100	2.38
02221001250125	CANHAO PS CHAPA ZINC.DIAM.250X125	2.78
02221001250150	CANHAO PS CHAPA ZINC.DIAM.250X150	3.15
02221001250200	CANHAO PS CHAPA ZINC.DIAM.250X200	3.57
02221001315150	CANHAO PS CHAPA ZINC.DIAM.315X150	3.15
02221001315200	CANHAO PS CHAPA ZINC.DIAM.315X200	3.56
02221001315250	CANHAO PS CHAPA ZINC.DIAM.315X250	4.81
02221001600195	TRANSF. GALV. 600X195/300-250 (ABA 20FORA)	45.88

CHAPEUS CHAPA ZINCAD**CHAPEUS CHINÊS CHAPA ZINCADA SPIRO**

022207010080	CHAPEU CHAPA ZINCADA 80	8.15
022207010090	CHAPEU CHAPA ZINCADA 90	6.41
022207010100	CHAPEU CHAPA ZINCADA 100	10.82
022207010110	CHAPEU CHAPA ZINCADA 110	8.96
022207010120	CHAPEU CHAPA ZINCADA 120	6.83
022207010125	CHAPEU CHAPA ZINCADA 125	12.92
022207010130	CHAPEU CHAPA ZINCADA 130	7.81
022207010150	CHAPEU CHAPA ZINCADA 150	10.11
022207010160	CHAPEU CHAPA ZINCADA 160	15.18
022207010175	CHAPEU CHAPA ZINCADA 175	11.11
022207010200	CHAPEU CHAPA ZINCADA 200	20.06
022207010250	CHAPEU CHAPA ZINCADA 250	25.02
022207010300	CHAPEU CHAPA ZINCADA 300	36.31
022207010315	CHAPEU CHAPA ZINCADA 315	36.31
022207010400	CHAPEU CHAPA ZINCADA 400	44.36

CONDUTAS/ACCESS.RECT.**ACESSORIOS DIVERSOS CONDUTAS RECTANGULARES**

02228015001FTME	ROLO DE FITA TME P/FLANGE	1.96
-----------------	---------------------------	------

+351 244 800 160
+351 244 802 323geral@canalcentro.pt
info@canalcentro.ptR. do Bailadouro s/nº,
2410-211 Pousos

02228015001FX	FIXACAO OCULTA PLADUR	2.91
02228015001GR	GRAMPO PARA PERFIL (CX 100UN)	26.60
02228015T00252030	TAMPO 250X200/30 (P.20)	24.00
02228015T012725304	TAMPO 1270X250/30(P.20) 4 GOLAS 200+160	57.96

CONDUTAS RECTANGULARES GALVANIZADAS

0222800102520150P2	CONDUTA 250X200X1500 (P.20/P.20)	34.08
022280010252015P2A	CONDUTA 250X200X1500 (P.20/P.20) (AS1)	34.08
022280010252015P3A	CONDUTA 250X200X1500 (P.30/P.20) (AS1)	36.92
022280010252075P3A	CONDUTA 250X200X750 (P.30/P.20) (AS1)	26.00
0222800103020150P2	CONDUTA 300X200X1500 (P.20/P.20)	37.68
022280010302015P3A	CONDUTA 300X200X1500 (P.30/P.20) (ASI)	40.82
0222800103520150P2	CONDUTA 350X200X1500 (P.20/P.20)	41.28
022280010352015P3A	CONDUTA 350X200X1500 (P.30/P.20) (AS1)	44.72
0222800105020150P2	CONDUTA 500X200X1500 (P.20/P.20)	52.08
022280010502015P2A	CONDUTA 500X200X1500 (P.20/P.20) (ASI)	52.08
022280010502015P3A	CONDUTA 500X200X1500 (P.30/P.20) (ASI)	56.42
0222800106020050P2	CONDUTA 600X200X500 (P.20/ABA 25 DENTRO)	24.00
0222800106020150P2	CONDUTA 600X200X1500 (P.20/P.20)	59.28
0222800106020150P3	CONDUTA 600X200X1500 (P.30/P.20) (AS1)	64.22
022280010602015P2A	CONDUTA 600X200X1500 (P.20/P.20) (AS1)	59.28
0222800106050150P2	CONDUTA 600X500X1500 (P.20/P.20)	80.88
0222800107025075P2	CONDUTA 700X250X750 (P.20/P.20) (AS1)	35.04
0222800107025150P2	CONDUTA 700X250X1500 (P.20/P.20)	70.08
0222800109050050P2	CONDUTA 900X500X500 (P.20/P.20) (AS1)	37.02
0222800109050150P2	CONDUTA 900X500X1500 (P.20/P.20)	111.02
0222800112050050P3	CONDUTA 1200X500X500 (P.30/P.30) (AS1)	51.72
0222800112050150P3	CONDUTA 1200X500X1500 (P.30/P.30)	155.10

CURVAS RECTANGULARES GALVANIZADAS

022280030252090R00	CURVA 250X200/250-90°-R:0 (20/P20)	24.00
022280030257090R26	CURVA 250X700/250-90°-R:260 (P20/P20)	41.08
022280030602090R00	CURVA 600X200/600-90°-R:0 (20/P20) (AS2)	53.46
022280030602090R15	CURVA 600X200/600-90°-R:150 (20/P20)	49.08
022280030702590R00	CURVA 700X250/700-90°-R:0 (20/P20) (AS1)	69.02
022280030702590R20	CURVA 700X250/700-90°-R:200 (20/P20)	71.90
022280030702590R26	CURVA 700X250/700-90°-R:260 (P20/P20)	73.32
022280031205090R24	CURVA 1200X500/1200-90°-R:240 (30/P30)	266.72
022280031205090R30	CURVA 1200X500/1200-90°-R:300 (P30/P30)	276.32

DERIVACOES RECTANGULARES GALVANIZADAS

02228005020903020	DESVIO GLAV.200X900/300-200 (D90) (P.20/P20)	32.28
02228005050203025	DERIV.SIMPLES 500X200/300/250 (P.20/P.20/P.20)	24.00
02228005060202535	DERIV.SIMPLES 600X200/250/350 (P.20/P.20/P.20)	24.00
02228005120509070	DERIV.SIMPLES 1200X500/900/700 (P.30/P.20/P.20)	246.90
02228006030202525	DERIV.DUPLA 300X200/250/250 (P.20/P.20/P.20)	24.00

GOLAS RECTANGULARES GALVANIZADAS

022280090342410A2	GOLA 340X240/100 (ABA 20 DENTRO/ABA 20 FORA)	16.04
022280090442410A2	GOLA 440X240/100 (ABA 20 DENTRO/ABA 20 FORA)	16.78
0222800907025020P2	GOLA 700X250X200 (P.20/P.20) (AS1)	30.78
02228009090302702	GOLA 900X300X270 (P.20/P.20) 2 GOLAS 250+200	53.82
022280090903030P2	GOLA 900X300X300 (P.20/TPO) GOLAS 1000X250+350X200	119.94

JUNTAS FLEXIVEIS GALVANIZADAS

02228015J456008020	JUNTA FLEXIVEL 45X60 GALV.800X200 (P.20/P20)	36.14
02228015J456009020	JUNTA FLEXIVEL 45X60 GALV.900X200 (P.20/P20)	38.44

REDUCOES RECTANGULARES GALVANIZADAS

022280070251272080	RED.250X1270-200X800/510 (P.20/P.20)	36.76
022280070352025202	RED.350X200-250X200/200 (P.20/P.20)	24.00
022280070602002832	RED.600X200-280X320/500 (P.20/P.20 FORA)	24.00
022280070602003848	RED.600X200-380X480/500 (P.20/P.25 FORA)	24.00
022280070602005020	RED.600X200-500X200/200 (P.20/P.20)	24.00



022280070702560505	RED.700X250-600X500/510 (P.20/P.20)	36.66
022280070705070253	RED.700X500-700X250/390 (P.20/P.20)	24.00
022280070905060505	RED.900X500-600X500/510 (P.20/P.20)	47.08

REGISTOS P/CONDUTAS RECTANGULARES

02228030ML3090	REGISTO MULTI.LAMINAS 300X900	273.37
02228030ML7025	REGISTO MULTI.LAMINAS 700X250	193.76
02228030RCF0242520	REGISTO CORTA FOGO FKA2-EU 250X200 24VAC	353.16
02228030RCF0243020	REGISTO CORTA FOGO FKA2-EU 300X200 24VAC	357.48
02228030RCF0243520	REGISTO CORTA FOGO FKA2-EU 350X200 24VAC	361.80
02228030RCF0245020	REGISTO CORTA FOGO FKA2-EU 500X200 24VAC	381.24
02228030RCF0246020	REGISTO CORTA FOGO FKA2-EU 600X200 24VAC	389.88

TRANSF.GALV.FEMA

022280110384850317	TRANSF.GALV.380X480/500-317 (ABA 25 FORA) FEMEA	97.88
022280110602050317	TRANSF.GALV.600X200/500-317 (P20) FEMEA	104.16

CURVAS CHAPA ZINCADA**CURVAS 30.CHAPA ZINCADA SPIRO**

022202030200	CURVA 30.CHAPA ZINCADA 200	6.81
--------------	----------------------------	------

CURVAS 45.CHAPA ZINCADA SPIRO

022202020080	CURVA 45.CHAPA ZINCADA 80	4.36
022202020100	CURVA 45.CHAPA ZINCADA 100	4.02
022202020125	CURVA 45.CHAPA ZINCADA 125	4.56
022202020150	CURVA 45.CHAPA ZINCADA 150	6.13
022202020160	CURVA 45.CHAPA ZINCADA 160	6.14
022202020200	CURVA 45.CHAPA ZINCADA 200	7.34
022202020225250	CURVA 22.5 CHAPA ZINCADA 250	7.86
022202020250	CURVA 45.CHAPA ZINCADA 250	9.90
022202020315	CURVA 45.CHAPA ZINCADA 315	13.18
022202020400	CURVA 45.CHAPA ZINCADA 400	18.32
022202020450	CURVA 45.CHAPA ZINCADA 450	21.18
022202020630	CURVA 45.CHAPA ZINCADA 630	29.20
022202020900	CURVA 45.CHAPA ZINCADA 900	SobConsulta

CURVAS 90.CHAPA ZINCADA SPIRO

022202010080	CURVA 90.CHAPA ZINCADA 80	4.94
022202010100	CURVA 90.CHAPA ZINCADA 100	4.85
022202010125	CURVA 90.CHAPA ZINCADA 125	6.03
022202010150	CURVA 90.CHAPA ZINCADA 150	8.76
022202010160	CURVA 90.CHAPA ZINCADA 160	8.76
022202010200	CURVA 90.CHAPA ZINCADA 200	9.02
022202010250	CURVA 90.CHAPA ZINCADA 250	11.97
022202010300	CURVA 90.CHAPA ZINCADA 300	16.52
022202010315	CURVA 90.CHAPA ZINCADA 315	19.10
022202010355	CURVA 90.CHAPA ZINCADA 355	22.40
022202010400	CURVA 90.CHAPA ZINCADA 400	24.92
022202010450	CURVA 90.CHAPA ZINCADA 450	29.54
022202010500	CURVA 90.CHAPA ZINCADA 500	32.82
022202010630	CURVA 90.CHAPA ZINCADA 630	52.16

CURVAS SPIRO SAFE**CURVAS 45. SPIRO SAFE**

02225202080	CURVA 45.SPIRO SAFE 80	SobConsulta
02225202100	CURVA 45.SPIRO SAFE 100	SobConsulta
02225202125	CURVA 45.SPIRO SAFE 125	SobConsulta
02225202160	CURVA 45.SPIRO SAFE 160	SobConsulta

CURVAS 90. SPIRO SAFE

02225201080	CURVA 90.SPIRO SAFE 80	SobConsulta
02225201100	CURVA 90.SPIRO SAFE 100	SobConsulta
02225201125	CURVA 90.SPIRO SAFE 125	SobConsulta
02225201160	CURVA 90.SPIRO SAFE 160	SobConsulta
02225201315	CURVA 90.SPIRO SAFE 315	SobConsulta



DIVERSOS ACESSORIOS**ACESSÓRIOS**

02229002015	ROLO FITA REFORÇADA 15MM	1.92
-------------	--------------------------	------

ISOLAMENTOS P/SPIRO

022290010100	MANGA FLEXIVEL ISOLADA 100 (10MTS)	2.43
022290010125	MANGA FLEXIVEL ISOLADA 125 (10MTS)	3.46
022290010150	MANGA FLEXIVEL ISOLADA 150 (10MTS)	3.27
022290010200	MANGA FLEXIVEL ISOLADA 200 (10MTS)	4.10
022290010250	MANGA FLEXIVEL ISOLADA 250 (10MTS)	5.51
02229001030	LA MINERAL ISOVER 30 C/PELICULA ALUMINIO	112.18
02229001050	KIT VMC FLUXO DUPLO 230V 2 VEL	1022.0
02229001080	MANGA FLEXIVEL ISOLADA 80 (10MTS)	2.42
02229001250	MANGA FLEXIVEL ISOLADA 250 (10MTS)	SobConsulta
0222900135	ROLO ISOLAMENTO LA MINERAL (ROLO19,44m2)	112.18
02229002080	MANGA FLEXIVEL COMBIFLEX 80 (10MTS)	1.75

FORQUILHAS CHAPA ZIN**FORQUILHAS CHAPA ZINCADA SPIRO**

022211010090	FORQUILHA CHAPA ZINCADA 90	9.19
022211010100	FORQUILHA CHAPA ZINCADA 100	13.30
022211010110	FORQUILHA CHAPA ZINCADA 110	15.42
022211010115	FORQUILHA CHAPA ZINCADA 115	11.44
022211010120	FORQUILHA CHAPA ZINCADA 120	12.00
022211010125	FORQUILHA CHAPA ZINCADA 125	14.24
022211010130	FORQUILHA CHAPA ZINCADA 130	14.50
022211010150	FORQUILHA CHAPA ZINCADA 150	15.36
022211010160	FORQUILHA CHAPA ZINCADA 160	16.62
022211010175	FORQUILHA CHAPA ZINCADA 175	16.57
022211010200	FORQUILHA CHAPA ZINCADA 200	18.76
0222110102000150	FORQUILHA CHAPA ZINCADA 200X150	19.36
022211010250	FORQUILHA CHAPA ZINCADA 250	21.86
022211011600125	FORQUILHA CHAPA ZINCADA 160X125	15.24

GOLAS CHAPA ZINCADA**GOLAS CHAPA ZINCADA SPIRO**

022205010080	GOLA SPIRO 80	1.98
022205010100	GOLA SPIRO 100	1.98
022205010125	GOLA SPIRO 125	1.98
022205010150	GOLA SPIRO 150	2.59
022205010160	GOLA SPIRO 160	2.28
022205010200	GOLA SPIRO 200	2.71
022205010250	GOLA SPIRO 250	2.68
022205010300	GOLA SPIRO 300	3.60
022205010350	GOLA SPIRO 350	2.88
022205010400	GOLA SPIRO 400	4.78
02220501110	GOLA SPIRO 110 C/ALT.70	1.85
02220501520	GOLA SPIRO 520x140/400 (FIO/ABA 20 FORA)	24.68
02220501600	GOLA SPIRO 600x195/150 (FIO/ABA 20 FORA)	13.92

GOLAS SPIRO**TRANSF. SPIRO COM ABA**

02220501690140001	GOLA 690X140/200 (ABA20FORA / ABA20FORA)	16.34
-------------------	--	-------

GRELHAS E AROS SPIRO**ARO MONTAGEM SPIRO**

02223202200130	ARO MONTAGEM 200X130	3.84
0222320220075	ARO MONTAGEM C/CLIPS 200X75	3.48
02223202300050	ARO MONTAGEM 3000X50	26.74
02223202300100	ARO MONTAGEM 300X100	4.13
02223202300200	ARO MONTAGEM C/CLIPS 300X200	4.69
02223202350100	ARO MONTAGEM 350X100	4.44
02223202350200	ARO MONTAGEM C/CLIPS 350X250	31.38



02223202400200	ARO MONTAGEM 400X200	5.39
02223202500100	ARO MONTAGEM C/CLIPS 500X100	5.29
02223202515135	ARO MONTAGEM C/CLIPS 515X135	6.37
02223202595190	ARO MONTAGEM C/CLIPS 595X190	6.84
02223202600250	ARO MONTAGEM C/CLIPS 600X250	8.00
02223202685135	ARO MONTAGEM 685X135	7.11
02223202700100	ARO MONTAGEM C/CLIPS 700X100	6.76
0222320270050	ARO MONTAGEM C/CLIPS 700X50	6.76
02223202S600200	ARO SOLTO GALV. 600X200 (P20)	10.64
0222320322010	CONDUTA L GALV. 20X10 (FIO/FIO)	3.56
0222320324T	SERVO MOTOR P/ REGIST. CORTA FOGO BFL 24-T	227.94
0222320325125	REGISTO CORTA FOGO 125	102.20
0222320325150	REGISTO CORTA FOGO 150	105.78
0222320325200	REGISTO CORTA FOGO 200	118.82
0222320325250	REGISTO CORTA FOGO 250	127.16
0222320325315	REGISTO CORTA FOGO 315	141.50
0222320352010	CONDUTA L GALV. 20X10 (FIO/FIO)	3.56

GRELHA LINEAR SPIRO

02223201200130B	GRELHA LINEAR C/DEF. 0° S/REG.200X130 BR	22.06
0222320120075	GRELHA LINEAR C/DEFLEX 0° S/REG.200X75	11.64
02223201300050B	GRELHA LINEAR C/DEF. 0° S/REG.300X50 BR	127.76
02223201300100B	GRELHA LINEAR C/DEF. 0° S/REG.300X100 BR	21.76
02223201300200	GRELHA DUPLA DEFLEXAO 300X200	17.54
02223201350100B	GRELHA LINEAR C/DEF. 0° S/REG.350X100 BR	22.69
02223201400200B	GRELHA LINEAR C/DEF. 0° S/REG.400X200 BR	35.38
0222320145515135	GRELHA SIMPLES ALHETA FIXA 45° 515X135	16.98
02223201500100	GRELHA LINEAR C/DEF. 0° S/REG.500X100 BR	25.72
02223201515135	GRELHA DUPLA FIADA 515X135	27.06
0222320152575	GRELHA SIMPLES DEFLEXAO 575X75	28.58
02223201595190	GRELHA DUPLA FIADA 595X190	29.48
02223201600250	GRELHA DUPLA FIADA 600X250	36.00
02223201685135B	GRELHA LINEAR C/DEFLEX 0° S/REG.685X135 BR	43.65
02223201700100	GRELHA LINEAR C/DEF. 0° S/REG.700X100 BR	30.80
0222320170050	GRELHA LINEAR C/DEF. 0° S/REG.700X50 BR	30.70
02223201DF300200	GRELHA DUPLA FIADA C/REGISTO 300X200	26.64
02223201DF400200	GRELHA DUPLA FIADA C/REGISTO 400X200	35.40
02223201E300300	GRELHA DE EXTERIOR 300X300	40.19
02223201E400400	GRELHA DE EXTERIOR 400X400	56.11
02223201E545145	GRELHA DE EXTERIOR 545X145	50.28
02223201H300200	GRELHA SIMPLES HORIZONTAL 300X200	11.30
02223201P600250	GRELHA PORTA FILTRO 600X250 C/FITRINA	53.00
02223201P685135B	GRELHA PORTA FILTRO 685X135 BR	54.49
02223201P800200B	GRELHA PORTA FILTRO 800X200 C/FITRINA BR	89.22
02223201SH300200	GRELHA SIMPLES HORIZONTAL 300X200 C/REGISTO	20.40
02223201SH400200	GRELHA SIMPLES HORIZONTAL 400X200 C/REGISTO	27.24

GRELHAS/DIFUSORES CIRCULARES

022232040150	DIFUSOR CIRCULAR ECO 150 RAL 9016	30.38
02223204X150	XAPO P/DIFUSOR 150	10.39

PLENO CURVO SPIRO**PLENO SPIRO GOLA COM ABA**

02223101205690001	PLENO CURVO 90° 205X690/245 RO (ABA/FIO)	37.12
02223101205690002	PLENO CURVO 90° 205X690/545 RO (ABA/FIO)	50.44

PLENOS REDUÇÃO**PLENO SPIRO GOLA COM ABA**

02223104720180001	PLENO RED 720X180(260)/200 250 ABA20MM	36.54
02223104720180002	PLENO RED 720X180(210)/200 200 ABA20MM	36.10
02223104805205001	PLENO RED 805X205(260)/250 250 ABA20MM	41.16

PLENOS SPIRO+351 244 800 160
+351 244 802 323geral@canalcentro.pt
info@canalcentro.ptR. do Bailadouro s/nº,
2410-211 Pousos

PLENO P/MAQUINAS PANASONIC

02223110003	PLENO P/ S22MF2EA5A 595X200/300 200 AB15	53.90
02223110005	PLENO P/ S73MF2E5A 795X190/300 150 AB15	131.38

PLENO SPIRO COM ABA

0222310120580	PLENO 205X80/DIAM80 C/120ALT ABA20MM	16.68
---------------	--------------------------------------	-------

PLENO SPIRO GOLA COM ABA

022231021000250	PLENO GOLA 1000X250/250 250 ABA15MM	72.90
02223102108514001	PLENO GOLA 108X225/200 200 ABA20MM	53.76
02223102205135001	PLENO GOLA 205X135/200 125 ABA20MM	18.54
022231023000110	PLENO GOLA 3000X110/250 C/ABA 20MM P/F	104.86
02223102300505501	PLENO GOLA 3005X55/300 200 ABA20MM X2	95.84
02223102305105001	PLENO GOLA 305X105/250 150 ABA20MM	21.24
02223102305200	PLENO GOLA 305X155/200 125 ABA20MM	22.84
02223102305205	PLENO GOLA 305X205/100 150 ABA20MM	28.72
02223102305330	PLENO GOLA 305X305/330 250 ABA20MM	39.52
0222310235510501	PLENO GOLA 355X105/250 150 ABA20MM	22.22
02223102405205001	PLENO GOLA 405X205/200 200 ABA20MM	25.40
02223102405350	PLENO GOLA 405X405/350 315 ABA20MM	49.10
02223102405360	PLENO GOLA 405X405/360 315 ABA20MM	49.10
02223102405390	PLENO GOLA 405X405/390 315 ABA20MM	49.92
02223102505105	PLENO GOLA 505X105/250 150 ABA 20MM	27.08
02223102605255	PLENO GOLA 605X255/200 250 ABA20MM	45.68
022231026052551	PLENO GOLA 605X255/200 200 ABA20MM	44.68
022231026052555	PLENO GOLA 605X255/200 250 ABA20MM	45.68
02223102680250	PLENO GOLA 680X250/250 200 ABA15MM	48.30
02223102690140001	PLENO GOLA 690X140/300 200 ABA20MM	56.22
02223102690260	PLENO GOLA 690X260/300 250 ABA20MM	56.32
022231026902601	PLENO GOLA 690X260/260 150 ABA20MM	53.32
022231026902602	PLENO GOLA 690X260/260 200 ABA20MM	55.78
022231026902603	PLENO GOLA 690X260/220 100 ABA20MM	52.78
022231026902604	PLENO GOLA 690X260/260 100 ABA20MM	54.18
022231026902605	PLENO GOLA 690X260/300 200 ABA20MM	56.32
02223102705105	PLENO GOLA 705X105/300 200 ABA 20MM	33.48
0222310270555	PLENO GOLA 705X55/250 150 ABA 20MM	30.02
02223102805205001	PLENO GOLA 805X205/250 200 ABA20MM	36.78

TRANSF. SPIRO COM ABA

02223111600195	TRANSF. GALV. 600X195/300-250 ABA 20MM	45.88
----------------	--	-------

REDUCOES CHAPA ZINCA**REDUCOES SPIRO PLAT**

02221203150100	REDUCAO CHAPA ZINCADA PLAT 150X100	6.89
02221203150125	REDUCAO CHAPA ZINCADA PLAT 150X125	6.89

REDUÇÕES CONICAS CONCENTRICAS SPIRO

02221201090060	RED.CHAPA ZINCADA 90X60	3.37
02221201100060	RED.CHAPA ZINCADA 100X60	3.86
02221201100090	RED.CHAPA ZINCADA 100X90	3.97
02221201100080	RED.CHAPA ZINCADA 100X80	4.47
02221201110090	RED.CHAPA ZINCADA 110X90	3.97
02221201110100	RED.CHAPA ZINCADA 110X100	3.97
02221201110115	RED.CHAPA ZINCADA 110X115	1.85
02221201110120	RED.CHAPA ZINCADA 110X120	5.87
02221201115090	RED.CHAPA ZINCADA 115X90	3.97
02221201115100	RED.CHAPA ZINCADA 115X100	3.97
02221201120100	RED.CHAPA ZINCADA 120X100	3.97
02221201120130	RED.CHAPA ZINCADA 120X130	5.87
02221201125080	RED.CHAPA ZINCADA 125X80	4.80
02221201125100	RED.CHAPA ZINCADA 125X100	4.58
02221201125115	RED.CHAPA ZINCADA 125X115	5.87
02221201130100	RED.CHAPA ZINCADA 130X100	6.42



02221201130110	RED.CHAPA ZINCADA 130X110	5.87
02221201130115	RED.CHAPA ZINCADA 130X115	5.87
02221201130120	RED.CHAPA ZINCADA 130X120	5.87
02221201140120	RED.CHAPA ZINCADA 140X120	6.00
02221201150100	RED.CHAPA ZINCADA 150X100	6.91
02221201150125	RED.CHAPA ZINCADA 150X125	5.26
02221201150130	RED.CHAPA ZINCADA 150X130	7.38
02221201160080	RED.CHAPA ZINCADA 160X80	5.24
02221201160100	RED.CHAPA ZINCADA 160X100	5.12
02221201160120	RED.CHAPA ZINCADA 160X120	7.38
02221201160125	RED.CHAPA ZINCADA 160X125	5.26
02221201160150	RED.CHAPA ZINCADA 160X150	6.88
02221201175150	RED.CHAPA ZINCADA 175X150	8.34
02221201180130	RED.CHAPA ZINCADA 180X130	SobConsulta
02221201200100	RED.CHAPA ZINCADA 200X100	6.65
02221201200125	RED.CHAPA ZINCADA 200X125	6.98
02221201200150	RED.CHAPA ZINCADA 200X150	6.87
02221201200160	RED.CHAPA ZINCADA 200X160	6.88
02221201200180	RED.CHAPA ZINCADA 200X180	7.42
02221201250125	RED.CHAPA ZINCADA 250X125	7.86
02221201250150	RED.CHAPA ZINCADA 250X150	7.70
02221201250160	RED.CHAPA ZINCADA 250X160	7.70
02221201250200	RED.CHAPA ZINCADA 250X200	7.42
02221201300150	RED.CHAPA ZINCADA 300X150	11.07
02221201300200	RED.CHAPA ZINCADA 300X200	11.39
02221201300250	RED.CHAPA ZINCADA 300X250	12.38
02221201315150	RED.CHAPA ZINCADA 315X150	9.88
02221201315250	RED.CHAPA ZINCADA 315X250	9.88
02221201350200	RED.CHAPA ZINCADA 350X200	15.19
02221201350300	RED.CHAPA ZINCADA 350X300	15.19
02221201355315	RED.CHAPA ZINCADA 355X315	15.56
02221201400200	RED.CHAPA ZINCADA 400X200	19.34
02221201400250	RED.CHAPA ZINCADA 400X250	18.82
02221201400300	RED.CHAPA ZINCADA 400X300	16.20
02221201400350	RED.CHAPA ZINCADA 400X350	20.06
02221201450350	RED.CHAPA ZINCADA 450X350	SobConsulta
02221201500300	RED.CHAPA ZINCADA 500X300	23.43
02221201500400	RED.CHAPA ZINCADA 500X400	22.08

REDUÇÕES CONICAS EXCENTRICAS SPIRO

02221202200160	RED.EXCENTRICA CHAPA ZINCADA 200X160	12.00
----------------	--------------------------------------	-------

REGISTOS C/MANIPULO**REGISTOS C/MANIPULO CHAPA ZINCADA SPIRO**

022206010125	REGISTO C/MANIPULO CHAPA ZINC.125	10.40
022206010150	REGISTO C/MANIPULO CHAPA ZINC.150	12.71
022206010160	REGISTO C/MANIPULO CHAPA ZINC.160	11.00
022206010200	REGISTO C/MANIPULO CHAPA ZINC.200	11.68
022206010250	REGISTO C/MANIPULO CHAPA ZINC.250	12.56
022206010300	REGISTO C/MANIPULO CHAPA ZINC.300	21.31
022206010630	REGISTO C/MANIPULO CHAPA ZINC.630	33.32

TAMPOES CHAPA ZINCAD**TAMPOES CHAPA ZINCADA**

022203010100	TAMPAO CHAPA ZINCADA 100	2.94
022203010125	TAMPAO CHAPA ZINCADA 125	3.08
022203010150	TAMPAO CHAPA ZINCADA 150	3.28
022203010200	TAMPAO CHAPA ZINCADA 200	4.70
022203010250	TAMPAO CHAPA ZINCADA 250	5.12
022203010300	TAMPAO CHAPA ZINCADA 300	6.27
022203010630	TAMPAO CHAPA ZINCADA 630	14.82

TES CHAPA ZINCADA SP

+351 244 800 160
+351 244 802 323



geral@canalcentro.pt
info@canalcentro.pt



R. do Bailadouro s/nº,
2410-211 Pousos



TES CHAPA ZINCADA SPIRO

022209010080	TE CHAPA ZINCADA 80	6.10
022209010090	TE CHAPA ZINCADA 90	4.83
022209010100	TE CHAPA ZINCADA 100	6.84
022209010110	TE CHAPA ZINCADA 110	5.20
022209010115	TE CHAPA ZINCADA 115	5.51
022209010120	TE CHAPA ZINCADA 120	5.78
022209010125	TE CHAPA ZINCADA 125	7.64
022209010130	TE CHAPA ZINCADA 130	6.74
022209010150	TE CHAPA ZINCADA 150	7.06
022209010160	TE CHAPA ZINCADA 160	9.66
022209010175	TE CHAPA ZINCADA 175	7.36
022209010200	TE CHAPA ZINCADA 200	11.32
022209010250	TE CHAPA ZINCADA 250	12.20
022209010300	TE CHAPA ZINCADA 300	20.15
022209010315	TE CHAPA ZINCADA 315	21.80
022209010350	TE CHAPA ZINCADA 350	23.94
022209010400	TE CHAPA ZINCADA 400	32.86
02220901160100160	TE CHAPA ZINCADA 160X100X160	8.02
02220901160125125	TE CHAPA ZINCADA 160X125X125	9.45
02220901200125200	TE CHAPA ZINCADA 200X125X200	9.93

**TRANF. SPIRO****TRANSF. SPIRO COM ABA**

02223111108513001	TRANF. GALV. 1085X130/300-200 ABA 15.7/40.7	91.68
02223111690140001	TRANF. GALV. 690X140/300-200 ABA 20MM	58.24
02223111695150001	TRANF. GALV. 695X150/0-200 ABA 20MMX2 +150	139.90
02223111695150002	TRANF. GALV. 695X150/300-200 ABA 20MM+150	93.70

TUBOS CHAPA ZINCADA**TUBOS CHAPA ZINCADA SPIRO**

022201010080	MTS TUBO SPIRO 80	2.56
022201010100	MTS TUBO SPIRO 100	3.22
022201010125	MTS TUBO SPIRO 125	3.56
022201010150	MTS TUBO SPIRO 150	4.51
022201010160	MTS TUBO SPIRO 160	4.60
022201010200	MTS TUBO SPIRO 200	5.68
022201010250	MTS TUBO SPIRO 250	7.86
022201010315	MTS TUBO SPIRO 315	10.02
022201010350	MTS TUBO SPIRO 350	16.20
022201010355	MTS TUBO SPIRO 355	11.40
022201010400	MTS TUBO SPIRO 400	12.92
022201010450	MTS TUBO SPIRO 450	15.84
022201010500	MTS TUBO SPIRO 500	17.48
022201010630	MTS TUBO SPIRO 630	24.30
022201010900	MTS TUBO SPIRO 900	47.12

UNIOES CHAPA ZINCADA**UNIOES FEMEAS SPIRO**

022204020250	UNIAO FEMEA CHAPA ZINCADA 250	1.89
--------------	-------------------------------	------

UNIOES SIMPLES CHAPA ZINCADA SPIRO

022204010080	UNIAO CHAPA ZINCADA 80	1.42
022204010090	UNIAO CHAPA ZINCADA 90	1.68
022204010100	UNIAO CHAPA ZINCADA 100	1.42
022204010110	UNIAO CHAPA ZINCADA 110	1.68
022204010115	UNIAO CHAPA ZINCADA 115	1.68
022204010120	UNIAO CHAPA ZINCADA 120	1.68
022204010125	UNIAO CHAPA ZINCADA 125	1.42
022204010130	UNIAO CHAPA ZINCADA 130	1.92
022204010150	UNIAO CHAPA ZINCADA 150	1.70
022204010160	UNIAO CHAPA ZINCADA 160	1.70



022204010175	UNIAO CHAPA ZINCADA 175	2.63
022204010180	UNIAO CHAPA ZINCADA 180	2.63
022204010200	UNIAO CHAPA ZINCADA 200	1.98
022204010250	UNIAO CHAPA ZINCADA 250	2.28
022204010300	UNIAO CHAPA ZINCADA 300	3.14
022204010315	UNIAO CHAPA ZINCADA 315	3.12
022204010350	UNIAO CHAPA ZINCADA 350	3.78
022204010400	UNIAO CHAPA ZINCADA 400	4.52
022204010500	UNIAO CHAPA ZINCADA 500	5.38
022204010630	UNIAO CHAPA ZINCADA 630	6.24
022204010900	UNIAO CHAPA ZINCADA 900	SobConsulta

**UNIOES SPIRO SAFE****UNIOES REDUCAO SPIRO SAFE**

02225502160125	REDUCAO SPIRO 160X125 SAFE	12.99
----------------	----------------------------	-------

UNIOES SPIRO SAFE

02225501080	UNIAO SPIRO SAFE 80	SobConsulta
02225501100	UNIAO SPIRO SAFE 100	SobConsulta
02225501125	UNIAO SPIRO SAFE 125	SobConsulta
02225501160	UNIAO SPIRO SAFE 160	SobConsulta
02225501315	UNIAO SPIRO SAFE 315	SobConsulta

VALVULAS DE EXTRACAO**VALVULAS VEP-125**

02223301VEM100	VALVULA DE EXTRACÇÃO METAL 100 VEM-100	15.72
02223301VEP100	VALVULA DE EXTRACÇÃO PVC 100 VEP-100	4.48
02223301VEP125	VALVULA DE EXTRACÇÃO PVC 125 VEP-125	5.09
02223301VEP150	VALVULA DE EXTRACÇÃO PVC 150 VEP-150	6.38
02223301VEP200	VALVULA DE EXTRACÇÃO PVC 200 VEP-200	12.23

VENTILADORES**REGULADORES DE CAUDAL**

02223002080	REGULADOR CAUDAL CONST. 80 DUPLA JUNTA	19.38
02223002100	REGULADOR CAUDAL CONST. 100 DUPLA JUNTA	22.14
02223002125	REGULADOR CAUDAL CONST. 125 DUPLA JUNTA	24.86
02223002150	REGULADOR CAUDAL CONST. 150 DUPLA JUNTA	36.13
02223002200	REGULADOR CAUDAL CONST. 200 DUPLA JUNTA	48.73

TUBOS ALUMINIO FLEXIVEL EXAUSTAO (R)**ACESSORIOS ALUMINIO****ESPELHOS EM ALUMINIO**

02233420100	ESPELHOS DE ALUMINIO 100	2.54
02233420120	ESPELHOS DE ALUMINIO 120	2.79
02233420125	ESPELHOS DE ALUMINIO 125	2.93

REDUÇÕES DE ALUMINIO

02233401080100	REDUÇÃO DE ALUMINIO 80X100	2.54
02233401090100	REDUÇÃO DE ALUMINIO 90X100	2.54
02233401100120	REDUÇÃO DE ALUMINIO 100X120	2.99
02233401100125	REDUÇÃO DE ALUMINIO 100X125	3.11

UNIOES DE ALUMINIO

02233410090	UNIAO DE ALUMINIO 90	2.54
02233410100	UNIAO DE ALUMINIO 100	2.65
02233410120	UNIAO DE ALUMINIO 120	3.37
02233410125	UNIAO DE ALUMINIO 125	3.23

FITAS ALUMINIO**FITAS DE ALUMINIO**

02231001050	FITA ALUMINIO(ROLO) 50MX50MM	4.40
-------------	------------------------------	------

ISOLAMENTOS P/CHAMIN**ISOLAMENTOS COM ALUMINIO P/CHAMINES**

0223090102	PLACA C/ALUMINIO ROCKCHAMA 100X60X30MM	11.42
------------	--	-------

TUBOS ALUMINIO FLEXI

TUBOS ALUMINIO FLEXIVEL COMPACTO BRANCO

02230301100	TUBO ALUM.FLEX.COMPACTO BRANCO 100	3.60
02230301110	TUBO ALUM.FLEX.COMPACTO BRANCO 110	3.75
02230301115	TUBO ALUM.FLEX.COMPACTO BRANCO 115	4.10
02230301120	TUBO ALUM.FLEX.COMPACTO BRANCO 120	4.35
02230301130	TUBO ALUM.FLEX.COMPACTO BRANCO 130	5.00
02230301150	TUBO ALUM.FLEX.COMPACTO BRANCO 150	5.60

TUBOS ALUMINIO FLEXIVEL VARA

02230102080	TUBO ALUMINIO FLEX.(VARA) 80	2.37
02230102090	TUBO ALUMINIO FLEX.(VARA) 90	2.53
02230102100	TUBO ALUMINIO FLEX.(VARA) 100	2.59
02230102110	TUBO ALUMINIO FLEX.(VARA) 110	2.81
02230102115	TUBO ALUMINIO FLEX.(VARA) 115	2.92
02230102120	TUBO ALUMINIO FLEX.(VARA) 120	3.14
02230102125	TUBO ALUMINIO FLEX.(VARA) 125	3.36
02230102130	TUBO ALUMINIO FLEX.(VARA) 130	3.41
02230102140	TUBO ALUMINIO FLEX.(VARA) 140	3.85
02230102150	TUBO ALUMINIO FLEX.(VARA) 150	4.29
02230102200	TUBO ALUMINIO FLEX.(VARA) 200	5.61

VENTILADORES DOMESTI**VENTILADOR TUBULAR CONDUTAS CIRCULARES**

02233005013	2010000024 VENTILADOR TUBULAR VKMZ 315	224.64
-------------	--	--------

VENTILADORES DOSPEL - IN-LINE

0223300101	VENTILADOR DE COBERTURA 400° C/2H CHT500	SobConsulta
0223300102	2010000002 EXTRATOR INLINE TT PRO 125/350	74.00
0223300104	VENTILADOR METAL AR QUENTE AN2 D.600	368.00
0223300110	2010000014 EXTRATOR INLINE TT 100/187	43.00

VENTILADORES DOSPEL - STYL

02233004E100	VENTILADOR EUROPLAST X100	18.62
02233004S100S	VENTILADOR EUROPLAST E100	15.84
02233004S100WP	VENTILADOR EUROPLAST C/ TEMP. E100FT	35.92
02233004V100DK	2010000034 VENTILADOR VENTS 100DK	21.00

VENTILOCONVECTORES/ TRATAM.AR/VENTI**ACESSORIOS DIVERSOS****PRESSOSTATOS DIFERENCIAIS ACSON**

026560011020891	PRESSOSTATO DIFERENCIAL ACSON A5AC	65.00
026560011021172	SONDA ASP.COMPR.V.ACSON 135CR	SobConsulta

CORTINAS DE AR**CORTINA AR TECNA MONOF. C/RESISTENCIA**

02655002181022	1810000022 CORTINA AR RM125-10-D-Y-B-2-S	464.00
02655002181023	1810000023 CORTINA AR RM125-15-D-Y-B-2-S	634.00
02655002181027	1810000027 CORTINA AR RM125-12-D-Y-B-2-S	529.00

GAMA MP CRSL**FANCOIL CONDUTA MP CRSL**

0265200905	FANCOIL CONDUTA MP CRSL 33 (4,7KW)	440.00
------------	------------------------------------	--------

GAMA SABIANA**ACESSORIOS FAN COIL SABIANA**

0265200310	S0139 KIT VAL. 2 VIAS P/ FANCOIL SABIANA	106.48
0265200312	S0635 KIT VAL. 3 VIAS P/ FANCOIL SABIANA	165.44

FAN COIL SLIM CFR (129MM)

02652005001	FANCOIL CHÃO SLIM CFR-1 MV (0,83/1,05KW)	421.52
02652005002	FANCOIL CHÃO SLIM CFR-2 MV (1,76/2,31KW)	456.72
02652005003	FANCOIL CHÃO SLIM CFR-3 MV (2,56/3,12KW)	532.40
02652005004	FANCOIL CHÃO SLIM CFR-4 MV (3,31/4,1KW)	608.08
02652005101	S0659 COMANDO TERMOSTATO CFR MV/MVR	70.40

NAO PASSAR**SPLIT PAREDE INVERTER SERIE MURP-H4**

+351 244 800 160
+351 244 802 323



geral@canalcentro.pt
info@canalcentro.pt



R. do Bailadouro s/nº,
2410-211 Pousos



0265010120806	SPLIT PAREDE INVERTER MUPR-12-H4 R410A	639.53
02650101UE20806	UE20806 UNID.EXTERIOR MUPR-12-H4	SobConsulta
02650101UI20806	UI20806 UNID.INTERIOR MUPR-12-H4	SobConsulta

SISTEMAS VENTIL. MEC**CAIXAS DE EXTRAÇÃO**

0265650501	PR 5,0 N VARIADOR VELOCIDADE PR-5,0N 5A	27.00
0265650510	73FPF72200 CAIXA FILTROS C/ F7-2900M3/H	120.00
0265650536	CAIXA VENTILACAO EXC 9/9 3/4 TECNAVENT	375.00

EXTRATORES INDUSTRIAIS

0265650401	9999204 EXTRATOR TELHADO TN/SP 20P4M	719.37
0265650430	COMANDO RS-2.5N	48.40

TUBAGENS SISTEMA VENTILAÇÃO/VMC

02656515080E10	210073380 TUBO FLEX POLIEST. ECO 80 10M	16.63
02656515125E10	210073325 TUBO FLEX POLIEST. ECO 125 10M	19.19

VMC FLUXO DUPLO

0265650322	73EH001200 UN VENTIL C/REC RCE 1200-EC/H	2923.0
0265650323	73EH001600 UN VENTIL C/REC RCE 1600-EC/H	3441.0
0265650324	73EH002000 UN VENTIL C/REC RCE 2000-EC/H	3863.0

VMC FLUXO DUPLO DOMESTICO

0265650201	2010000045 VMC FLUXO DUP VUE 100P MINI H	561.00
0265650202	2010000255 VMC KOMFORT BASIC VUE 150 P3	1098.0
0265650203	737QFAD150 VMC VENTILPLUS QFA-D150M-F	710.90

VMC FLUXO SIMPLES

02656501001	210100008 VMC FLUXO SIMPLES FACILIO (4S)	125.26
02656501002	VMC SIMPLES FLUXO VMC-150 W (150M3/H)	296.30

TRATAMENTO AR / ROOF**ROOFTOP TRANE**

02651201EIH040SA	EIH040SA ROOFTOP 40KW	33480
02651201EIH050SA	EIH050SA ROOFTOP 50KW	37700

VENTILOCONVECTORES S**ACESSÓRIOS HIDRAULICOS**

0265213401	42500102 KIT VALVULA 3 VIAS ST/RD/NC-2T	148.56
0265213402	42500100 KIT VALVULA 2 VIAS 2T ST/RD/NC	119.81

COMANDOS REGULAÇÃO PARA ST/RD/STS/NC

0265213201	42500005 COMANDO 4 VEL TATIL INTEGRADO	124.60
0265213204	42500000 COMANDO MODULANTE INTEGRADO	158.14
0265213206	42500004BW COMANDO PAREDE WIFI BRANCO	153.35
0265213208	42500008 TERMOSTATO FRIO/CALOR PAREDE	57.08
0265213210	42500006 CAIXA REGULACAO P/TERMOST.STP	86.26
0265213212	42500002 CAIXA CONTROLO MODULANTE 2TUBOS	124.60
0265213220	42500023 KIT MODBUS RTU (REG MOD INTEGRADA)	38.34

PEÇAS ASSISTENCIA ENERFIT

0265218001	N276300B MOTOR VENTIL DC INVERT FLM89-22	109.50
------------	--	--------

VENTILOCONV.ENCAST.ENERFIT NC -2 TUBOS

026521090200	42200000 VENTILOC ENCASTRAR NC-200 2T	318.47
026521090400	42200001 VENTILOC ENCASTRAR NC-400 2T	356.80
026521090600	42200002 VENTILOC ENCASTRAR NC-600 2T	414.31
026521090800	42200003 VENTILOC ENCASTRAR NC-800 2T	499.70
026521091000	42200004 VENTILOC ENCASTRAR NC-1000 2T	547.62
02652109EP0600	42501302 ESTRUTURA ENCASTRAR PAREDE NC-600	136.36
02652109EP0800	42501303 ESTRUTURA ENCASTRAR PAREDE NC-800	164.24
02652109EP1000	42501304 ESTRUTURA ENCASTRAR PAREDE NC-1000	173.83
02652109GA0600	42501002 GRELHA ASPIRACAO P/ NC - 600	134.18
02652109GA0800	42501003 GRELHA ASPIRACAO P/ NC - 800	158.14
02652109GA1000	42501004 GRELHA ASPIRACAO P/ NC -1000	182.11
02652109GI0600	42501102 GRELHA IMPULSAO P / NC-600	86.26
02652109GI0800	42501103 GRELHA IMPULSAO P / NC-800	95.84



02652109G11000	42501104 GRELHA IMPULSAO P / NC-1000	105.43
02652109P0400	42501401 PAINEL FRONTRAL NC-400 2T	215.65
02652109P0600	42501402 PAINEL FRONTRAL NC-600 2T	239.61

VENTILOCONVECTOR ENERFIT ST-2 TUBOS

026521010200	42100000 VENT SLIM ENERFIT ST-200 2T BR	438.21
026521010400	42100001 VENT SLIM ENERFIT ST-400 2T BR	481.40
026521010600	42100002 VENT SLIM ENERFIT ST-600 2T BR	558.08
026521010800	42100003 VENT SLIM ENERFIT ST-800 2T BR	677.01
026521011000	42100004 VENT SLIM ENERFIT ST-1000 2T BR	758.48

VENTILOCONVECTORES SABIANA

0265200146A31SP	46A31SP AEROTERMO ATLAS BATERIA CU/AL	SobConsulta
0265200301	4809066337 COMANDO IV RS-RT03 (9066337)	57.80
0265200303	4809066333 PLACA RECEP. IV MB-S (9066333)	188.00
0265200305	4803021090 SONDA NTC TEMP. MINIMA	9.70



+351 244 800 160
+351 244 802 323



geral@canalcentro.pt
info@canalcentro.pt



R. do Bailadouro s/nº,
2410-211 Pousos

REDES DE GÁS

15 Equipamentos para Gás "GPL" e Gás Natural



+351 244 800 160
+351 244 802 323



geral@canalcentro.pt
info@canalcentro.pt



R. do Bailadouro s/nº,
2410-211 Pousos



03 MAT. P/INSTALAÇÕES DE GÁS**MATERIAL PARA GÁS "G.P.L" & "G.N"****ABRACADEIRAS/ TEFLON****ABRACADEIRAS GAS**

031504011416	ABRACADEIRA GAS 14-16 2AGAZ14	0.14
031504011618	ABRACADEIRA GAS 16-18 2AGAZ16	0.17

COLAS P/ACESSORIOS GAS

0315040301	COLA P/GAS LOCTITE UNIV.574	17.46
------------	-----------------------------	-------

TEFLONS

0315040201	VEDANTE LIQ.TEFLON PECLOCK	23.56
------------	----------------------------	-------

**BICHAS EXTENSIVEIS A****BICHAS EXTENSIV.ACO INOX F/F 1/2"X1/2"**

0315290201	BICHA EXT.ACO INOX F/F 1/2X1/2 100/170	5.88
03152902010	BICHA EXT.ACO INOX F/F 1/2X1/2 150/255	6.02
0315290202	BICHA EXT.ACO INOX F/F 1/2 X1/2 200/340	6.31
03152902020	BICHA EXT.ACO INOX F/F 1/2 X1/2 300/510	6.95
0315290203	BICHA EXT.ACO INOX F/F 1/2 X1/2 500/850	8.99
0315290204	BICHA EXT.ACO INOX F/F 1/2 X1/2 750/1275	11.80
0315290205	BICHA EX.ACO INOX F/F 1/2 X1/2 1000-1700	13.88

BICHAS EXTENSIV.ACO INOX F/F 3/4"X1/2"

0315290601	BICHA EXT.ACO INOX F/F 3/4X1/2 100/170	6.85
0315290602	BICHA EXT.ACO INOX F/F 3/4X1/2 200/340	7.70
03152906020	BICHA EXT.ACO INOX F/F 3/4X1/2 300/510	8.38
0315290603	BICHA EXT.ACO INOX F/F 3/4X1/2 500/850	10.58

BICHAS EXTENSIV.ACO INOX F/F 3/4"X3/4"

0315290501	BICHA EXT.ACO INOX F/F 3/4X3/4 100/170	8.30
0315290502	BICHA EXT.ACO INOX F/F 3/4X3/4 200/340	8.85
03152905020	BICHA EXT.ACO INOX F/F 3/4X3/4 300/510	10.30
0315290503	BICHA EXT.ACO INOX F/F 3/4X3/4 500/850	12.15
0315290504	BICHA EXT.ACO INOX F/F 3/4X3/4 750/1275	15.00
0315290505	BICHA EXT.ACO INOX F/F 3/4X3/4 1000/1700	17.70

BICHAS EXTENSIV.ACO INOX M/F 1/2"X1/2"

0315290101	BICHA EXT.ACO INOX M/F 1/2X1/2 100/170	4.76
0315290102	BICHA EXT.ACO INOX M/F 1/2X1/2 200/340	6.79
03152901020	BICHA EXT.ACO INOX M/F 1/2X1/2 300/470	6.06
0315290103	BICHA EXT.ACO INOX M/F 1/2X1/2 500/850	9.96
0315290104	BICHA EXT.ACO INOX M/F 1/2X1/2 750/1275	12.92

BICHAS EXTENSIV.ACO INOX M/F 1/2"X3/4"

0315290301	BICHA EXT.ACO INOX M/F 1/2X3/4 100/170	5.63
0315290302	BICHA EXT.ACO INOX M/F 1/2X3/4 200/340	7.07
0315290303	BICHA EXT.ACO INOX M/F 1/2X3/4 300/510	7.52

BICHAS EXTENSIV.ACO INOX M/F 3/4"X3/4"

0315290401	BICHA EXT.ACO INOX M/F 3/4X3/4 100/170	7.10
0315290402	BICHA EXT.ACO INOX M/F 3/4X3/4 200/340	7.22

CASQUILHOS M/F CROMADOS P/BICHAS EXTENS.

0315290701	CASQ.M/F 3/4X1/2 CROM.P/BICHAS INOX	0.60
------------	-------------------------------------	------

BLOCOS INVERSORES**BLOCOS INVERSORES CLESSE MANDET**

0315250202	BLOCO INV.CLESSE MANDET 165C 10BAR	65.15
0315250203	BLOCO INV.CLESSE MANDET 175CS 20BAR	108.86
0315250204	MAGISCOPIO P-95 P/BLO.INVER.CLESSE MAND.	16.11
0315250205	BLOCO INVERS.AUT.RECA 924/10KG C/MAGISC.	39.00
0315250207	BLOCO INV.CLESSE MANDET 175 12BAR	76.09

CAIXAS/CONTAD.P/GAS**CAIXAS METALICAS P/GAS**

03150103CE3800750	CAIXA METAL.CANTO EXT.1 CONT 400X700	46.45
-------------------	--------------------------------------	-------



03150103CE3801500	CAIXA METAL.CANTO EXT.3 CONT 380X1500	69.33
03150103CE3801900	CAIXA METAL.CANTO EXT.4 CONT 380X1900	97.27
03150103HE0800400	CAIXA METAL.HORIZ.EXT.2 CONT800X400	66.20
03150103HE0800500	CAIXA METAL.HORIZ.EXT.2 CONT800X500	81.20
03150103HE1200500	CAIXA METAL.HORIZ. EXT.3 CONT1200X500	88.00
03150103HI0400300	CAIXA METAL GAS HORIZONT.IMB.400X300	17.95
03150103HI0800500	CAIXA METAL.HORIZ.IMB.2 CONT 800X500	58.00
03150103HI1200500	CAIXA METAL.HORIZ.IMB.3 CONT 1200X500	97.67
03150103VC2500250	CAIXA METAL VERT.IMB.P/V.CORTE 250X250	22.12
03150103VC2500300	CAIXA METAL.VERT.IMB.P/V.CORTE 250X300	22.20
03150103VC2500350	CAIXA METAL VERT.IMB.P/V.CORTE 250X350	31.36
03150103VC3000400	CAIXA METAL.VERT.IMB.P/V.CORTE 300X400	26.32
03150103VC6000600	CAIXA METAL VERT.IMB.P/V.CORTE 600X600	109.48
03150103VE4000500	CAIXA METAL.VERT.EXT.1 CONT 400X500	25.43
03150103VE4000800	CAIXA METAL.VERT.EXT.2 CONT 400X800	65.29
03150103VE4001200	CAIXA METAL.VERT.EXT.3 CONT 400X1200	85.20
03150103VE4001600	CAIXA METAL.VERT.EXT.4 CONT 400X1600	98.76
03150103VE8001600	CAIXA METAL.VERT.EXT.8 CONT800X1600	157.12
03150103VI4000500	CAIXA METAL.VERT.IMB.1 CONT 400X500	31.19
03150103VI4000800	CAIXA METAL.VERT.IMB.2 CONT 400X800	68.29
03150103VI4001200	CAIXA METAL.VERT.IMB.3 CONT 400X1200	85.20
03150103VI4001600	CAIXA METAL.VERT.IMB.4 CONT 400X1600	127.26
03150103VI5000800	CAIXA METAL.VERT.IMB.2 CONT 500X800	68.29
03150103VI5001200	CAIXA METAL.VERT.IMB.3 CONT 500X1200	107.13
03150103VI5001600	CAIXA METAL.VERT.IMB.4 CONT 500X1600	114.32
CAIXAS P/GAS EM POLYESTER		
0315010102	CAIX.POLY.ENT.EDIF.CCG1 GN 48X35X19	32.60
0315010103	CAIXA CONT.MORADIA CCG2 GN 51X52X22	45.20
CALHAS C/PERFIL "L" E "U"		
03150102U050050	CALHA C/PERFIL "U" 50X50X50	11.28
03150102U050100	CALHA C/PERFIL "U" 50X100X50	12.88
03150102U050120	CALHA C/PERFIL "U" 50X120X50	8.40
03150102U050150	CALHA C/PERFIL "U" 50X150X50	18.20
03150102U050200	CALHA C/PERFIL "U" 50X200X50	19.20
03150102U080080	CALHA C/PERFIL "U" 80X80X80	13.42
03150102U080110	CALHA C/PERFIL "U" 80X110X80	15.28
CONTADORES GAS MODELO G		
03150108G06	CONTADOR GAS G6 250MM 0.5 BAR	139.09
03150108G16	CONTADOR GAS G16 250MM 0.5 BAR	308.18
CONTADORES P/G.N.		
0315010501	CONTADOR P/G.N. G4 11/4	63.31
CONTADORES P/G.P.L.		
0315010601	CONTADOR P/G.P.L. 7/8	60.31
0315010602	CONTADOR SAMGAS P.MAX.500MBAR G10 11/4	200.49
EMISSORES IMPULSOS P/CONTADORES GAS		
0315011501	EMISSOR IMPULSOS P/CONTADOR GAS	57.27
PORTAS METALICAS C/ARO P/GAS		
03150104025025	PORTA METAL.C/ARO P/GAS 250X250	15.68
03150104025030	PORTA METAL.C/ARO P/GAS 250X300	18.85
03150104025035	PORTA METAL.C/ARO P/GAS 250X350	21.56
03150104030025	PORTA METAL.C/ARO P/GAS 300X250	16.50
03150104030040	PORTA METAL.C/ARO P/GAS 300X400	23.94
03150104035030	PORTA METAL.C/ARO P/GAS 350X300	23.95
03150104035050	PORTA METAL.C/ARO P/GAS 350X500	24.95
03150104040050	PORTA METAL.C/ARO P/GAS 400X500	18.90
03150104050012	PORTA METAL.C/ARO P/GAS 500X1200	70.00
03150104058058	PORTA METAL.C/ARO P/GAS 580X580	53.49
03150104080050	PORTA METAL.C/ARO P/GAS 800X500	63.42



03150104080070	PORTA METAL.C/ARO P/GAS 800X700	103.18
CALHAS & ACESS.PVC		
ABRACADEIRAS P/CALHA		
0315351001	ABRACADEIRA PORTA CALHA FAC 611380	1.09
0315351002	ABRACADEIRA PORTA CALHA FAS 611381	0.94
ANGULOS EXTERIORES FAER		
0315350501	ANGULO EXTERIOR FAER 33 611286	1.22
0315350502	ANGULO EXTERIOR FAER 47 611266	1.84
0315350503	ANGULO EXTERIOR FAER 610 611306	3.97
ANGULOS INTERIORES FAIR		
0315350401	ANGULO INTERIOR FAIR 33 611285	1.40
0315350402	ANGULO INTERIOR FAIR 47 611265	2.23
0315350403	ANGULO INTERIOR FAIR 610 611305	4.12
ANGULOS PLANOS FAPR		
0315350301	ANGULO PLANO FAPR 33 611284	1.95
0315350302	ANGULO PLANO FAPR 47 611264	2.78
0315350303	ANGULO PLANO FAPR 610 611304	4.83
CALHAS PVC FECR CANT.CURVOS		
0315350101	CALHA PVC FECR 32X35 611280	3.50
0315350102	CALHA PVC FECR 40X70 611260	5.10
0315350103	CALHA PVC FECR 60X100 611300	8.44
DERIVACOES EM "T" FDTR		
0315350701	DERIVACAO EM T FDTR 33 611288	2.54
0315350702	DERIVACAO EM T FDTR 47 611268	5.59
0315350703	DERIVACAO EM T FDTR 610 611308	7.87
EMBELEZADORES DE TORNEIRAS		
0315350801	EMBELEZ.TORN.MONOT.FBMR 33 611277	5.12
0315350802	EMBELEZ.TORN.MONOT.FBSR 47 900804	4.32
0315350803	EMBELEZ.TORN.MONOT.FBBR 47 900785	6.15
REDUCOES FBRR		
0315350901	REDUCAO FBRR 47-33	6.66
0315350903	REDUCAO FBRR 610-47	7.88
TAMPAS FINAIS FTFR		
0315350601	TAMPA FINAL FTFR 33 611283	1.24
0315350602	TAMPA FINAL FTFR 47 611263	1.26
0315350603	TAMPA FINAL FTFR 610 611303	1.90
UNIOES FUR		
0315350201	UNIAO FUR 33 611287	1.65
0315350202	UNIAO FUR 47 611267	1.99
0315350203	UNIAO FUR 610 611307	2.28
CASQUILHOS		
CASQUILHOS LIGACAO		
0315090401	CASQ.LIGAC.3/4 M.X3/4 F C/POR.LOUCA	4.74
CASQUILHOS REDUCAO GN/GPL		
0315090301	CASQ.RED.PATER GN/GPL SOP.	3.50
0315090302	CASQ.RED.PATER GN/GPL ARCO	0.94
CASQUILHOS ROSCADOS P/GAS		
0315090101	CASQUILHO DUPLO 1/4 NPT	0.74
0315090102	CASQUILHO DUPLO 3/8 NPT	1.45
0315090103	CASQUILHO DUPLO 1/2 NPT	2.22
0315090104	CASQUILHO DUPLO 3/4 NPT	4.42
0315090105	CASQ.DUPLO 20X1,5 ISO NPT	1.07
0315090106	CASQ.DUPLO 1/4X(20X1,5 ISO) NPT	1.28
0315090107	CASQ.DUPLO 3/8X(20X1,5 ISO) NPT	1.33
0315090108	CASQ.DUPLO 1/2X(20X1,5 ISO) NPT	1.90
03150901080	CASQ.DUPLO 3/4X(20X1,5 ISO) NPT	3.00
03150901081	CASQ.DUPLO 1/2X(20X1,5 ISO) M/F NPT CR	2.43



0315090109	CASQ.P/MANOMETRO 1/4 M/F	0.98
0315090110	CASQ.TRIPLO 1/4 FX2X1/4 M	4.96
0315090111	CASQ.REDUÇÃO 3/8 MX1/4 F	1.73
0315090112	CASQ.P/RED.B3 C/ROSC.INT.20X1,5ISO	1.02
0315090113	CASQ.TRIPLO CROM.C/PORC.20X1,5ISO	3.67
0315090114	CASQ.DUPL0 1/4X3/8 NPT	0.80
0315090115	CASQ.REDUÇÃO 1/4X1/8	0.80
0315090116	CASQ.DUPL0 1/2X1/4 M/M NPT	2.00
0315090117	CASQ.DUPL0 CR.1/2X1/4 M/F	1.62
0315090118	CASQ.TERMINAL P/RED.B3 C/ROSC.M	1.35
CASQUILHOS ROSCAR/SOLDAR P/GAS		
0315090201	CASQ.SOLDAR/ROSCAR 10X(20X1,5ISO)	1.14
0315090202	CASQ.SOLDAR/ROSCAR 12X(20X1,5ISO)	1.14
0315090203	CASQ.SOLDAR/ROSCAR 15X(20X1,5ISO)	1.80

**COLECTORES****COLECTORES DUPLOS P/GAS**

0315210101	COLECT.DUP.C/R V-82 ARCO (20X1,5ISO)615	14.91
0315210103	COLECTOR LATAO C/2 ENT.20X1,5ISO	12.53
0315210104	COLECTOR LATAO C/3 ENT.20X1,5ISO	10.87

CORPOS VALVULAS**CORPOS VALVULAS P/PATERS GN**

0315220201	CORPO VALVULA ARCO 3/4 GN BL852	16.99
------------	---------------------------------	-------

CORPOS VALVULAS P/PATERS GPL

0315220101	CORPO VALV.V-82 ARCO (20X1,5ISO)BL849	10.42
------------	---------------------------------------	-------

PARAFUSOS P/CORPOS VALVULAS

0315220301	PARAFUSO P/CORPO VALV.2CM	0.05
0315220302	PARAFUSO P/CORPO VALV.3CM	0.05
0315220303	PARAFUSO P/CORPO VALV.5CM	0.08

CRUZETAS**CRUZETAS LATAO**

03151101012	CRUZETA LATAO 12	2.06
03151101015	CRUZETA LATAO 15	2.40
03151101018	CRUZETA LATAO 18	3.10
03151101022	CRUZETA LATAO 22	3.63

EQUIPAMENTO DE CONTR**DETECTORES C/ALARME P/GAS**

0315341001	DETECTOR C/ALARME GAS-GPL	SobConsulta
0315341002	DETECTOR FUGAS GAS-GN	85.60
0315341003	KIT DET.GAS C/ELECTROV.3/4 N.A G.N 500MB	124.80

DETECTORES C/ALARME P/GAS "GECA"

0315340101	DETECTOR C/ALARME G.N. ART.646/M	44.64
0315340102	DETECTOR C/ALARME G.PROP. ART.646/G	44.64
0315340103	DETECTOR FUGA C/ALARME G.N.ART.652M	73.37
0315340104	DETECTOR FUGA C/ALARME G.P.L.ART.652G	73.37

ELECTROVALVULAS R.M. TECNOGAS

031534040200	ELECTROVAL.R.M. N.F.1/2 F/F 220V 500MBAR	40.11
031534040207	ELECTROVAL.R.M. N.F.3/4 F/F 220V 500MBAR	40.11
031534040401	ELECTROVAL.R.M. N.F.1/2 F/F 220V 6 BAR	57.43
031534040405	ELECTROVAL.R.M. N.F.3/4 F/F 220V 6 BAR	57.43

ELECTROVALVULAS SEGURANCA P/GAS "GECA"

0315340301	ELECTROVALVULA P/GAS 1/2 N.F.1/2	31.42
0315340302	ELECTROVALVULA P/GAS 3/4 N.F.3/4	SobConsulta
0315340303	ELECTROVALVULA GECA P.MAX.6BAR 3/4" N.F.	98.68
0315340304	ELECTROVALVULA GECA R.M.3/4 N.A. 230 VAC	57.46

ELECTROVALVULAS SEGURANCA/GAS

0315341101	ELECTROVALV.GAS 1 N.A G.N 500MB	50.32
------------	---------------------------------	-------

KIT CONTROL E SEGURANCA P/GAS "GECA"

0315340201	KIT G.N.1/2 ART.652/M 220V	87.79
0315340202	KIT G.N.3/4 ART.652/M 220V	87.79
0315340203	KIT G.PROP.1/2 ART.652/G 220V	87.79
0315340204	KIT G.PROP.3/4 ART.652/G 220V	87.79

FERRAMENTAS**FERRAMENTAS P/GAS**

0315300103	PUNHO C/ECON.PROFI.P/MAC.STAND.50002	36.14
0315300104	QUEIMADOR TUBO INOX REF.52021	15.68
0315300105	QUEIMADOR TUBO INOX REF.52022	26.68
0315300106	QUEIMADOR TURBO INOX REF.52023	27.66
0315300107	QUEIMADOR TUBO INOX REF.52024	39.91
0315300108	QUEIMADOR CIRCULAR REF.52052	21.97

**FILTROS****FILTROS LATAO P/GAS MODELO "Y" PN20**

0315200301	FILTRO LATAO P/GAS MOD.Y PN20 1/2	2.72
0315200302	FILTRO LATAO P/GAS MOD.Y PN20 3/4	3.74
0315200303	FILTRO LATAO P/GAS MOD.Y PN20 1	5.09
0315200304	FILTRO LATAO P/GAS MOD.Y PN20 11/4	8.15
0315200305	FILTRO LATAO P/GAS MOD.Y PN20 11/2	10.75
0315200306	FILTRO LATAO P/GAS MOD.Y PN20 2	16.98

FILTROS P/GAS

0315200101	FILTRO P/GAS 20X1,5ISO	29.60
0315200102	FILTRO P/GAS 1/4 M/F	6.31
0315200103	FILTRO P/GAS 1/2 M/F	17.30
0315200104	FILTRO P/GAS 1/4 F/F	SobConsulta
0315200105	FILTRO P/GAS 1/2 F/F	SobConsulta
0315200106	FILTRO P/GAS 3/4 F/F	19.95
0315200107	FILTRO P/GAS 1 F/F	31.45

FILTROS P/GAS ALUMINIO

0315200201	FILTRO P/GAS ALUMINIO 3/4X6BAR	23.40
0315200202	FILTRO P/GAS ALUMINIO 1X6BAR	30.40
0315200203	FILTRO P/GAS ALUMINIO 1X2BAR	SobConsulta

JOELHOS**JOELHOS LATAO**

0315120101	JOELHO SIMPLES LATAO 12	1.34
0315120102	JOELHO SIMPLES LATAO 15	1.71
0315120103	JOELHO SIMPLES LATAO 18	2.05
0315120104	JOELHO SIMPLES LATAO 22	3.91
0315120105	JOELHO SIMPLES LATAO 28	5.49
0315120106	JOELHO LATAO 1/4 ROSC.NPT	1.87
0315120107	JOELHO LATAO 12X(20X1,5 ISO)	3.05

JOELHOS LATAO C/PORCA LOUCA 3/4 F

0315120201	JOELHO C/PORC.LOUCA CURTO3/4 MX3/4 F	13.14
0315120202	JOELHO C/PORC.LOUCA LONGO 3/4 MX3/4 F	8.93

JUNCOES**JUNCOES ROSCAR/SOLDAR LATAO**

03151301006012	JUNCAO LATAO 1/4X12	2.29
03151301006015	JUNCAO LATAO 1/4X15	3.58
03151301006018	JUNCAO LATAO 1/4X18	4.60
03151301006022	JUNCAO LATAO 1/4X22	5.27
03151301020012	JUNCAO LATAO 1/2X12	3.78
03151301020015	JUNCAO LATAO 1/2X15	3.81
03151301020018	JUNCAO LATAO 1/2X18	4.76
03151301020022	JUNCAO LATAO 1/2X22	6.00
03151301020028	JUNCAO LATAO 1/2X28	7.20
03151301025015	JUNCAO LATAO 3/4X15	4.63
03151301025018	JUNCAO LATAO 3/4X18	4.70
03151301025022	JUNCAO LATAO 3/4X22	6.00



JUNCOES SOLDAR LATAO

0315130201	JUNCAO SIMPLES 12	2.32
0315130202	JUNCAO SIMPLES 15	2.45
0315130203	JUNCAO SIMPLES 18	2.96

JUNCOES TRANSICAO PE/METAL

0315130301	JUNC.TRANS.PE/METAL C/JUNTA ESF.20X3/4 F	17.50
0315130302	JUNC.TRANS.PE/METAL C/JUNTA ESF.32X3/4 F	32.42

JUNTAS**JUNTAS NEOPREN**

0315070101	JUNTA NEOPREN P/GAS 1/2 4701	0.14
0315070102	JUNTA NEOPREN P/GAS 3/4 4702	0.25
0315070103	JUNTA NEOPREN P/GAS 1 4703	0.35
0315070104	JUNTA NEOPREN P/GAS 1 1/4 4704	0.38
0315070105	JUNTA NEOPREN P/GAS 1 1/2 4705	0.54
0315070106	JUNTA NEOPREN P/GAS 2 4706	0.72
0315070107	JUNTA NEOPREN P/PORCA 7/8 4708	0.32
0315070108	JUNTA NEOPREN P/TERM.ABOCARD.1/2 4700	0.14
0315070109	JUNTA NEOPREN P/GAS (12X19X2)	0.12
0315070111	JUNTA NEOPREN 1/2X3 MM P/BICHA INOX	0.16
0315070112	JUNTA NEOPREN 3/4X3 MM P/BICHA INOX	0.20

**LIGACOES****ELECTRODOS A TERRA**

0315280201	ELECTRODO CU 1 METRO C/B	5.82
03152802010	ELECTRODO CU 1,5 METRO C/B	7.18
0315280202	ABRAÇADEIRA P/ELECTRODO TERRA	0.76

LIGACOES A TERRA

0315280100	LIGACAO TERRA EM COBRE 18	10.40
0315280101	LIGACAO TERRA EM COBRE 22	10.40
0315280102	LIGACAO TERRA EM COBRE 28	10.40
0315280103	LIGACAO TERRA EM COBRE 35	10.40

LIGACOES P/BORRACHA

0315080101	LIGACAO Y P/BORRACHA	1.93
0315080102	LIGACAO T P/BORRACHA	1.77

LIRAS**LIRAS DE BORRACHA REFORÇADAS P/GAS**

0315030102	LIRA BORRACHA REFOR.1/4X1/4 F/F 80CM	5.10
0315030103	LIRA BORRACHA REFOR.1/4X1/4 F/F 100CM	6.33
0315030104	LIRA BOR.REF.1/4 C/PORC.20X1.5ISO 50CM	5.36
0315030105	LIRA BOR.REF.1/4 C/PORC.20X1.5ISO 80CM	6.60
0315030106	LIRA BOR.REF.1/4 C/PORC.20X1.5ISO 100CM	7.98

MANOMETROS**MANOMETROS P/GAS**

0315050101	MANOMETRO P/GAS 0-60 MBAR	36.00
03150501010	MANOMETRO P/GAS 0-100 MBAR	36.00
0315050102	MANOMETRO 0-150 MBAR REF.P162800	36.00
03150501020	MANOMETRO P/GAS 0-160 MBAR	36.00
0315050103	MANOMETRO P/GAS 0-250 MBAR	36.79
03150501030	MANOMETRO P/GAS 0-400 MBAR	36.79
0315050104	MANOMETRO P/GAS 0-600 MBAR	36.79
0315050105	MANOMETRO P/GAS 0-1000 MBAR	36.00
0315050107	MANOMETRO 0-10 BAR REF.P162400	9.50

MANOMETROS P/GAS METAL.BANHO GLICERINA

0315050202	MANOMET.P/GAS METAL.BANH.GLIC.0-4BAR	11.50
0315050203	MANOMET.P/GAS METAL.BANH.GLIC.0-25BAR	11.50
0315050204	MANOMET.P/GAS METAL.BANH.GLIC.0-2,5BAR	11.50
0315050205	MANOMET.P/GAS METAL.BANH.GLIC.0-10BAR	11.50
0315050206	MANOMET.P/GAS METAL.BANH.GLIC.0-6BAR	11.50
0315050207	MANOMET.P/GAS METAL.BANH.GLIC.0-16BAR	11.50



0315050209	MANOMET.P/GAS METAL.BANH.GLIC.0-40BAR	15.00
PATERS		
AUMENTOS P/PATERS		
0315180501	AUMENTO P/PATER GPL	1.40
0315180502	AUMENTO P/PATER GN	2.30
PATERS LATAO GN "SOP."		
0315180201	PATER LATAO GN 18X1 FURO	6.29
0315180202	PATER LATAO GN 22X1 FURO	6.67
0315180203	PATER LATAO GN 18X2 FUROS	6.53
0315180204	PATER LATAO GN 22X2 FUROS	6.77
PATERS LATAO GN "ARCO"		
0315180301	PATER LATAO GN ARCO 22X1 FURO 4163	4.38
0315180302	PATER LATAO GN ARCO 22X2 FURO 4183	4.42
PATERS P/GAS GPL		
0315180101	PATER LATAO 12X1 FURO	3.89
0315180102	PATER LATAO 15X1 FURO	3.89
0315180103	PATER LATAO 18X1 FURO	4.78
0315180104	PATER LATAO 22X1 FURO	4.10
0315180105	PATER LATAO 12X2 FUROS	4.04
0315180106	PATER LATAO 15X2 FUROS	4.05
0315180107	PATER LATAO 18X2 FUROS	5.09
0315180108	PATER LATAO 22X2 FUROS	5.09
PATERS P/VALVULA FOGAO GPL "ARCO"		
0315180601	PATER P/VALV.FOGAO GPL ARCO TERM.15 4187	7.88
0315180602	PATER P/VALV.FOGAO GPL ARCO PASS.15 4188	7.87
PATERS P/VALVULAS FOGAO GN "ARCO"		
0315180401	PATER P/VALV.FOGAO GN ARCO TERM. 18 4185	8.36
0315180402	PATER P/VALV.FOGAO GN ARCO PASSA.22 4186	7.98
PORCAS		
CONJUNTOS PORCAS		
03151604075	CONJ.PORCA TERMINAL P/CONT.G25 2 1/2 AÇO	39.00
PORCAS LATAO ESPECIAIS		
0315160301	PORCA POL LATAO	1.65
PORCAS LATAO ROSCA ISO		
0315160101	PORCA LATAO 20X1,5 ISO	0.79
0315160102	PORCA LATAO 20X1,5 ISO CROM.	0.67
0315160103	PORCA LATAO 24X1,5 ISO	1.00
0315160104	PORCA LATAO 27X1,5 ISO	1.25
0315160105	PORCA DUPLA LATAO 20X1,5 ISO	1.92
0315160106	PORCA DUPLA LATAO 1/2	2.09
0315160107	PORCA DUPLA LATAO 1/2X(20X1,5 ISO)	1.92
PORCAS LATAO ROSCA NORMAL		
0315160201	PORCA LATAO 1/2	0.71
0315160202	PORCA LATAO 3/4	1.31
0315160203	PORCA LATAO CROM.3/4	1.38
0315160204	PORCA LATAO 1	0.85
0315160205	PORCA LATAO CROM.1	0.94
0315160206	PORCA LATAO CROM.7/8	1.36
0315160207	PORCA LATAO 11/4	3.04
0315160208	PORCA LATAO P/CONT.GALLUS 7/8	1.36
PORTAS BORRACHA		
PORTAS BORRACHA P/GAS		
0315150101	PORTA BORRACHA P/PORCA 20X1,5ISO	1.09
0315150102	PORTA BORRACHA P/PORCA GN 3/4	1.65
0315150103	PORTA BORRACHA P/PORCA GN 1	2.08
0315150104	PORTA BORRACHA 1/4 M NPT	0.95
0315150105	PORTA BORRACHA 3/8 M NPT	1.31



0315150106	PORTA BORRACHA 1/2 M NPT	2.48
0315150107	PORTA BORRACHA 1/4 F NPT	1.11
0315150108	PORTA BORRACHA P/SOLDAR 10	0.65
0315150109	PORTA BORRACHA P/SOLDAR 12	0.96
0315150110	PORTA BORRACHA P/SOLDAR 15	1.10
0315150111	PORTA BORRACHA P/SOLDAR 18	1.40
0315150112	PORTA BORRACHA 7/8 MACHO NPT	1.96
0315150113	PORTA BORRACHA P/SOLDAR 15 GN	1.30
0315150114	PORTA BORRACHA 1/2 M G.N.	2.13
0315150115	PORTA BORRACHA P/SOLDAR 18 GN	1.47

**PURGADORES****PURGADORES P/GAS**

0315190101	PURGADOR PETERSON M 1/4 C/TAMPAO	3.80
------------	----------------------------------	------

REDUTORES/ REGULADOR**ESTABILIZADOR DE PRESSAO C/FILTRO**

03152704032	ESTABILIZADOR PRESSAO C/FILTRO 1	34.88
-------------	----------------------------------	-------

ESTABILIZADOR DE PRESSAO S/FILTRO

03152705025	ESTABILIZADOR PRESSAO S/FILTRO 3/4	49.14
03152705032	ESTABILIZADOR PRESSAO S/FILTRO 1	49.14
03152705040	ESTABILIZADOR PRESSAO S/FILTRO 11/4	105.44

ESTABILIZADORES C/FILTRO

03152706025	ESTABILIZAD.C/FILT.P.MAX.1BAR 40m3/h 3/4	37.25
03152706032	ESTABILIZADOR C/FILTRO P.MAX1BAR 40M3/H	55.72

ESTABILIZADORES RECGAS PRESSAO

03152707018	ESTAB.AUTO.LINHA GN RECGAS 22MBAR 18/65	22.69
-------------	---	-------

LIMITADORES PRESSAO GPL

0315260201	LIMITA.PRESSAO CLESSE MANDET REF.233	31.50
0315260202	LIMITADOR N/COMET 2350 25KG/H	41.77
03152602LIM45	LIMITA.PRESSAO RECA 1.75 B.0KG/H LIM145	19.18

REDUTORES P/GAS GPL

03152601001	RED.SEGUR.39MBAR CLESSE MANDET B3 641500	26.32
0315260101	RED.SEG.39MBAR CLESSE M.S-39 REF.6455900	34.68
0315260102	RED.COMET P/FIX.0,5BAR-12KG REF.2281	31.33
0315260103	RED.COMET P/FIX.1,5BAR-12KG REF.2283	22.81
0315260104	RED.COMET C/MANOM.VAR.12KG REF.2293 RX	34.19
0315260105	RED.COMET C/MANOM.VAR.25KG REF.2363	40.48
0315260106	RED.NOVA COMET 37MBAR-5KG REF.1803	21.84
0315260107	RED.NOVA COMET 50MBAR-4KG REF.1838	12.48
0315260108	RED.NOVA COMET 67MBAR-5KG REF.1803	16.96
0315260109	RED.NOVA COMET 37MBAR-10KG 860AA	37.45
0315260110	RED.NOVA COMET 50MBAR-12KG REF.975	32.82
0315260111	RED.NOVA COMET 67MBAR-12KG REF.917	42.21
0315260112	RED.CLESS.MANDET 37MBAR-6KG REF.455C	22.54
03152601120	RED.CLESS.MANDET 100MBAR-4KG REF.455C	20.98
0315260113	RED.CLESSE MANDET 1,5BAR-10KG REF.333	33.18
0315260114	RED.37 MBAR X 30 KG REF.2303	SobConsulta
0315260115	RED.NOVA COMET 30MBAR-4KG REF.1830	27.80
0315260301	REDUTOR RECA 100 MBAR /4KG	9.46
0315260302	REDUTOR RECA 150 MBAR /4KG	7.45
0315260303	REDUTOR RECA 200 MBAR /6KG	12.14
0315260304	REDUTOR RECA 300 MBAR /6KG	12.76
0315260305	REDUTOR RECA 500 MBAR /6KG	12.14

REDUTORES P/GN

03152701001	REDUTOR ROCKWELL 140 A 420 MBAR 70KG/H	152.69
-------------	--	--------

REGULADORES P/GAS

03152604REG360	REGULADOR RECA -12 KG P.S. 1.5 BAR	12.91
03152604REG365	REGULADOR RECA - 37 MBAR 4 KG	7.09



REGULADORES P/GN

03152703010	REG.MANU.ESQ.GN RECGAS 22MBAR 11/4	19.97
0315270303	REG.AUTO.ESQ.GN RECGAS 37MBAR 11/4	19.50
0315270304	REG.AUTO.ESQ.GN RECGAS 22MBAR 11/4	21.58
03152703050	REG.ENT.EDIFI.PIETRO FIO. FE25 22 MB GN	79.56
03152703058	REG.ENT.EDIFI.PIETRO FIO. FE25 100 MB GN	68.71
0315270306	REG.ENT.EDIFI.PIETRO FIO. FE25 150 MB GN	79.56
03152703060	REGUL.FIORENTINI FES 150MBAR 50 M3/H 90°	155.41
03152703061	REG.FIORENTINI 100MBAR 60 M3/H 1F-S1 1/2	456.93
0315270307	REG.PRES.GN MESURA 3/4X25M3H 22MBAR	94.77
0315270308	REG.AUTO.LINHA GN RECGAS 22MBAR 11/4	21.03
0315270309	REG.AUTO.LINHA GN RECGAS 37MBAR 11/4	18.90
0315270310	REG.AUTO.LINHA GN RECGAS 22MBAR 3/4X3/4	18.46
0315270315	REGULADOR REGO LV 4403 70 A 350MBAR 50KG	70.61
0315270320	ESTABILIZADOR S/FILTRO 1 BAR 18-40 MBAR	62.97
0315270321	MOLA P/REGULADOR 40-110 MBAR	4.28

**SPRAY P/FUGAS GAS****SPRAY P/FUGAS GAS**

03150601150	SPRAY DETECT.FUGAS GAS 150ML	5.68
03150601400	P600 SPRAY DETECT.FUGAS GAS 400ML	6.90

TAMPOES**TAMPOES P/GAS**

0315170101	TAMPAO M 7/8	1.82
0315170102	TAMPAO M 20X1,5ISO	0.80
0315170103	TAMPAO F 7/8	1.49
0315170104	TAMPAO F 20X1,5ISO	0.90
0315170105	TAMPAO M C/SELAGEM 1/2	0.71
0315170106	TAMPAO M C/SELAGEM 3/4	1.53
0315170107	TAMPAO M C/SELAGEM 7/8	1.82
0315170108	TAMPAO M C/SELAGEM 11/4	3.09

TERMINAIS**TERMINAIS ABOC.CURVOS 90. COB.R.100ZAGCU**

0315140702	TERM.ABOCARD.CURVO 90.COBRE 1/2X15 4563	1.53
0315140703	TERM.ABOCARD.CURVO 90.COBRE 1/2X18 4565	1.76
0315140704	TERM.ABOCARD.CURVO 90.COBRE 1/2X22	2.02
0315140705	TERM.ABOCARD.CURVO 90.COBRE 3/4X15 4568	2.28
0315140706	TERM.ABOCARD.CURVO 90.COBRE 3/4X18 4570	2.16
0315140707	TERM.ABOCARD.CURVO 90.COBRE 3/4X22 4572	2.21

TERMINAIS COBRE ABOCARDADOS REF.1359GLCU

0315140601	TERMINAL ABOCARD.COBRE 1/2X12 4529	0.82
0315140602	TERMINAL ABOCARD.COBRE 1/2X14 4530	0.89
0315140603	TERMINAL ABOCARD.COBRE 1/2X15 4531	0.81
0315140604	TERMINAL ABOCARD.COBRE 1/2X18 4533	1.00
0315140605	TERMINAL ABOCARD.COBRE 1/2X22 4534	1.63
0315140606	TERMINAL ABOCARD.COBRE 3/4X15 4536	1.40
0315140607	TERMINAL ABOCARD.COBRE 3/4X18 4538	1.28
0315140608	TERMINAL ABOCARD.COBRE 3/4X22 4539	1.22
0315140609	TERMINAL ABOCARD.COBRE 3/4X28 4540	2.50
0315140611	TERMINAL ABOCARD.COBRE 1X22 4542	2.16
0315140612	TERMINAL ABOCARD.COBRE 1X28 4543	2.51
0315140613	TERMINAL ABOCARD.COBRE 11/4X22	4.31
0315140614	TERMINAL ABOCARD.COBRE 11/4X28 4544	4.77
0315140615	TERMINAL ABOCARD.COBRE 11/4X35 4545	4.65
0315140617	TERMINAL ABOCARD.COBRE 11/2X42 4546	5.95
0315140618	TERMINAL ABOCARD.COBRE 2X54 4547	11.75
0315140619	TERMINAL ABO..COBRE 15X(20X1,5ISO) V4531	1.09
0315140620	TERMINAL ABOC.COBRE 18X(20X1,5ISO) V4533	1.33
0315140622	TERMINAL ABOCARD.COBRE 7/8X18	1.91



0315140623	TERMINAL ABOCARD.COBRE 7/8X22	1.89
0315140624	TERMINAL ABOCARD.COBRE 7/8X28	2.28
0315140625	TERMINAL ABOCARD.COBRE 7/8X15	1.89

TERMINAIS LATAO ABOCARDADOS

0315140500	TERMINAL LATAO ABOCARD.12X(20X1,5ISO)	1.40
0315140501	TERMINAL LATAO ABOCARD.15X(20X1,5ISO)	1.62
0315140502	TERMINAL LATAO ABOCARD.18X(20X1,5ISO)	1.64
0315140503	TERMINAL LATAO ABOCARD.22X(20X1,5ISO)	3.64
0315140504	TERMINAL LATAO ABOCARDADO 22X7/8	2.94
0315140505	TERMINAL LATAO ABOCARDADO 28X7/8	4.45
0315140506	TERMINAL LATAO ABOCARDADO 15X1/2	1.62
0315140507	TERMINAL LATAO ABOCARDADO 18X1/2	1.64
0315140508	TERMINAL LATAO ABOCARDADO 22X1/2	2.40

**TERMINAIS LATAO C/FURO LATERAL 1/4 GN**

0315140401	TERMINAL LAT. 22 C/FURO LATERAL 1/4 GN	5.04
0315140402	TERMINAL LAT. 28 C/FURO LATERAL 1/4 GN	5.04

TERMINAIS LATAO ESPECIAIS

0315140301	TERMINAL LIRA 1/4 NPT	0.97
0315140302	TERMINAL POL LATAO	1.78

TERMINAIS LATAO P/PORCA CONTADOR 7/8"

03151402012	TERMINAL LATAO P/CONTADOR 12	1.10
03151402015	TERMINAL LATAO P/CONTADOR 15	1.17
03151402018	TERMINAL LATAO P/CONTADOR 18	1.23
03151402022	TERMINAL LATAO P/CONTADOR 22	2.94

TERMINAIS LATAO P/SOLDAR

03151401001	TERMINAL LATAO P/SOLDAR 10	0.49
0315140101	TERMINAL LATAO P/SOLDAR 12	0.63
0315140102	TERMINAL LATAO P/SOLDAR 15	0.71
0315140103	TERMINAL LATAO P/SOLDAR 18	1.20
0315140104	TERMINAL LATAO P/SOLDAR 22	1.27
0315140105	TERMINAL LATAO 18 P/PORCA 1	1.36
0315140106	TERMINAL LATAO 22 P/PORCA 1	1.43
0315140107	TERMINAL LATAO 18 P/PORCA 11/4	1.75
0315140108	TERMINAL LATAO 22 P/PORCA 11/4	2.08
0315140109	TERMINAL LATAO 28 P/PORCA 11/4 NPT	3.45
0315140110	TERMINAL LATAO 15 P/PORCA 3/4	1.11
0315140111	TERMINAL LATAO 18 P/PORCA 3/4	1.11
0315140112	TERMINAL LATAO 18 P/PORCA 1/2	1.11

TES LATAO P/SOLDAR**TES LATAO C/PORCA LOUCA "ARCO"**

0315100201	TE LAT.C/PORCA LOUCA ARCO 22X1/2X22 3825	5.46
0315100202	TE LAT.C/PORCA LOUCA ARCO 28X1/2X28 3827	6.00
0315100203	TE LAT.C/PORCA LOUCA ARCO 22X3/4X22 3829	5.68
0315100204	TE LAT.C/PORCA LOUCA ARCO 28X3/4X28 3831	6.18

TES LATAO P/SOLDAR/ROSCAR

0315100101	TE LAT.P/SOLDAR 10	1.47
0315100102	TE LAT.P/SOLDAR 12	1.70
0315100103	TE LAT.P/SOLDAR 15	2.60
0315100104	TE LAT.P/SOLDAR 18	3.60
0315100105	TE LAT.P/SOLDAR 22	4.22
0315100106	TE LAT.P/SOLDAR 28	6.53
0315100107	TE LAT.ROSCADO 1/4 NPT	2.84
0315100108	TE LAT.ROSCAR/SOLDAR 12X(20X1,5 ISO)NPT	1.04
0315100109	TE LAT.SOLDAR/ROSCAR 1/8X1/2X18	2.73
0315100110	TE LAT.SOLDAR/ROSCAR 12X1/8X12	1.75
0315100111	TE LAT.C/ROSCA 22X1/2X22 M	2.96
0315100112	TE LAT.C/ROSCA 22X3/4X22 M	SobConsulta

TUBOS & REDE E FITA

+351 244 800 160
+351 244 802 323



geral@canalcentro.pt
info@canalcentro.pt



R. do Bailadouro s/nº,
2410-211 Pousos



FITA DE SINALIZAÇÃO

0315020401	FITA SINALIZAÇÃO AMARELA GAS (KG)	4.30
0315020402	FITA SINALIZAÇÃO VERDE TELECOM (KG)	4.10
0315020403	FITA SINALIZAÇÃO VERMELHA EDP (KG)	4.10
0315020404	FITA SINALIZAÇÃO CASTANHA ESGOTOS (KG)	4.10
0315020405	FITA SINALIZAÇÃO AZUL AGUAS (KG)	4.10
0315020406	FITA SINALIZ.VERM/BRANCA (ROLO 250MTS)	8.00
0315020407	FITA SINALIZ.VERM/BRANCA (R.200MTSX48MM)	5.25
0315020408	FITA SINALIZ.AMARE/PRETA (R.200MTSX48MM)	5.00

FITAS ADESIVA DE SINALIZACAO

0315020601	ROLO FITA ADESIVA AMARE/PRETA 50MM	20.32
------------	------------------------------------	-------

FITAS DE PROTEÇÃO

0315020501	FITA DUP.ANTICORR.PROT.100MM (R.12 MTS)	SobConsulta
------------	---	-------------

REDE DE SINALIZAÇÃO

0315020201	REDE SINALIZAÇÃO VERDE 30 CM (MTS)	0.36
0315020202	REDE SINALIZAÇÃO AZUL AGUAS (MTS)	0.36
03150202020	REDE SINALIZAÇÃO AZUL C/DETECTOR (MTS)	0.45
0315020203	REDE SINALIZAÇÃO GAS AMARELA (100MTS)	0.36
0315020204	REDE SINALIZAÇÃO VERMELHA (100 MTS)	0.36
0315020205	REDE SINALIZAÇÃO CASTANHA ESGOTOS (MTS)	0.36
03150202050	REDE SINALIZ.CASTANHA C/DETECTOR (MTS)	0.45
0315020206	REDE SINALIZAÇÃO LARANJA (C/1MT ALT)	0.74

TUBOS BORRACHA P/GAS

0315020101	TUBO BORRACHA P/GAS BUTANO 1/2	1.02
0315020102	TUBO BORRACHA P/GAS PROPANO 1/2	5.62
0315020103	TUBO BORRACHA P/GAS NATURAL 12-19MM	1.40
0315020104	TUBO BORR.P/GAS BUTANO BRANCO	2.00

TUBOS PEAD GAS**TUBOS POLIETILENO PEAD 80 P/GÁS**

03150001020	TUBO POLIETILENO PEAD P/GAS 20	0.76
03150001025	TUBO POLIETILENO PEAD P/GAS 25	0.98
03150001032	TUBO POLIETILENO PEAD P/GAS 32	1.30
03150001040	TUBO POLIETILENO PEAD P/GAS 40	2.00
03150001050	TUBO POLIETILENO PEAD P/GAS 50	3.10
03150001063	TUBO POLIETILENO PEAD P/GAS 63	4.90
03150001075	TUBO POLIETILENO PEAD P/GAS 75	SobConsulta
03150001090	TUBO POLIETILENO PEAD P/GAS 90	9.91
03150001110	TUBO POLIETILENO PEAD P/GAS 110	14.71
03150001125	TUBO POLIETILENO PEAD P/GAS 125	14.71
03150001160	TUBO POLIETILENO PEAD P/GAS 160	SobConsulta
03150001200	TUBO POLIETILENO PEAD P/GAS 200	SobConsulta

VALVULAS**VALVULAS C/GERAL P/CAIXA ENT.EDIFICIO**

0315230601	VALV.C/GERAL C/SEGURANÇA PE 20X3/4	28.60
0315230602	VALV.C/GERAL CONIC.C/BASE SEGURANCA 3/4	19.62
0315230603	VALVULA CONICA C/BASE SEGUR.3/4 M PEA 32	34.06

VALVULAS ESFERA C/PORTA BORRACHA

0315230701	VALV.ESF.C/PORTA BOR.ESQUAD.G.CID 1/2	2.34
0315230702	VALV.ESF.C/PORTA BOR.DIREITA G.CID.1/2	2.34
0315230703	VALV.ESF.ESQUADRIA G.N.M/M 1/2	3.69
0315230704	VALV.ESF.C/PORTA BOR.DIRT.BOTIJA 1/2	2.34
0315230705	VALV.ESF.C/PORTA BORR.ESQUAD.BOTIJA 1/2	2.34
0315230706	VALV.ESF.ESQUADRIA M/M 3/4X3/4	3.70

VALVULAS ESFERA SERIE MINO "ARCO"

0315230301	VALVULA ESF.F/F MINO 2000 1/4 M1100	5.51
0315230302	VALVULA ESF.F/F MINO 2000 3/8 M1101	6.92
0315230303	VALVULA ESF.F/F MINO 2000 1/2 M1102	5.22
0315230304	VALVULA ESF.F/F MINO 2000 3/4 M1103	7.35



0315230305	VALVULA ESF.F/F MINO 2000 1 M1104	11.53
0315230306	VALVULA ESF.F/F MINO 2000 11/4 M1105	25.18
0315230307	VALVULA ESF.F/F MINO 2000 11/2 M1106	37.63
0315230308	VALVULA ESF.F/F MINO 2000 2 M1107	55.98
0315230309	VALVULA ESF.F/F MINO 2000 21/2 M1108	79.30
VALVULAS ESFERA TER GAS P/SOLDAR "ARCO"		
0315230815	VALV.ESF.TER GAS M.MARIP.P/SOLDAR 15	5.45
0315230818	VALV.ESF.TER GAS M.MARIP.P/SOLDAR 18	6.02
0315230822	VALV.ESF.TER GAS M.MARIP.P/SOLDAR 22	7.75
VALVULAS P/FOGAO "ARCO" GN		
0315230501	VALV.P/FOGAO S/PATER GN ARCO BL875	13.15
0315230502	CORPO VALVULA ARCO 3/4 GN BL851	12.20
VALVULAS P/GAS "ARCO"		
03152302001	VALVULA V-82 M/M 1/2X1/2 907	4.09
0315230201	VALVULA C/R V-82 20X1,5 ISO 922	4.98
0315230202	VALVULA C/R V-83 CROMA.3/4X3/4 610	7.29
0315230203	VALVULA C/R V-90 20X1,5ISO 917	5.47
0315230204	VALVULA C/R V-92 M/F 3/4 839	10.61
0315230205	VALVULA TER GAS M/M PALANCA 1/2 516	5.25
0315230206	VALVULA TER GAS M/M PALANCA 3/4 501	5.78
0315230207	VALVULA TER GAS M/M PALANCA 1 503	10.04
0315230208	VALVULA TER GAS M/M PALANCA 11/4 505	17.62
0315230209	VALVULA TER GAS M/M PALANCA 11/2 507	35.12
0315230210	VALVULA TER GAS M/M PALANCA 2 508	65.63
0315230211	VALVULA TER GAS M/M PALANCA 21/2 509	122.14
0315230212	VALVULA TER GAS M/M MARIPOSA 1/2 517	4.69
0315230213	VALVULA TER GAS M/M MARIPOSA 3/4 502	5.67
0315230214	VALVULA TER GAS M/M MARIPOSA 1 504	10.38
0315230215	VALVULA TER GAS M/M MARIPOSA 11/4 506	22.70
0315230216	VALVULA TER GAS M/F MARIPOSA 1/2 580	6.98
0315230217	VALVULA TER GAS M/F MARIPOSA 3/4 581	7.89
0315230219	VALV.TER GAS M/M C/PAT.MARIPOSA 1/2 603	7.91
0315230220	VALV.TER GAS M/M C/PAT.MARIPOSA 3/4 600	8.36
0315230221	VALV.TER GAS M/M C/PAT.PALANCA 1/2 604	9.70
0315230222	VALV.TER GAS M/M C/PAT.PALANCA 3/4 605	10.40
0315230223	VALV.TER GAS MARIP.C/PORCA LOUC.3/4 596	9.86
0315230224	VALV.TER GAS MARIP.C/PORCA LOUCA 1 598	18.04
0315230225	VALV.TER GAS MARIP.C/PORCA LOUC.11/4 515	23.80
0315230226	VALV.TER GAS PALANCA C/POR.LOU.11/4 512	26.36
0315230227	VALV.TER GAS MAR.3/4 MX11/4 POR.LO.PT002	8.91
0315230228	VALV.ESQ.TER GAS11/4 MX11/4 C/P.LOU.536	22.75
0315230229	VALV.TER GAS MARIP.C/PORCA LOUC.7/8 511	12.90
0315230230	VALV.TER GAS MARIPO.C/PAT.20X1.5ISO 616	6.51
VALVULAS P/GAS - DIVERSAS		
0315230101	VALVULA M/F ANTI-RETOR.20X1,5ISO M/B	3.09
0315230103	VALVULA PORTA MANOMETRO FXF 1/4	4.70



ASPIRAÇÃO CENTRAL

58 Produtos para ASPIRAÇÃO CENTRAL



+351 244 800 160
+351 244 802 323



geral@canalcentro.pt
info@canalcentro.pt



R. do Bailadouro s/nº,
2410-211 Pousos



04 MAT. P/ASPIRAÇÃO CENTRAL

PRODUTOS PARA ASPIRAÇÃO CENTRAL

ACESSÓRIOS P/ASPIRAC

ACESSÓRIOS DE KIT LIMPEZA P/ASPIRA.CENT.

0458040410014	ESCOVA CHAO LISO/ALCATIFA C/BASE 10014	28.00
0458040410026	ESCOVA TURBO 27 CM DS139	19.00
0458040410027	ESCOVA PO LONGA DE CRINA 36 CM DS039GR	13.78
0458040410028	ESCOVA PO GRANDE DE CRINA PLAST.DS036A	7.79
0458040410029	ESCOVA MOPA CINZA DS603 CZ	13.80
0458040410030	ESCOVA MOPA AZUL DS603 AZ	13.80
0458040410040	RECARGA P/ESCOVA MOPA CINZA DS603 R CZ	7.00
04580404045246	ESCOVA DUPLA FUNCAO C/RODAS DS359R	8.40
04580404045247	ESCOVA DUPLA FUNCAO DS 926A	12.48

ACESSÓRIOS DE TOMADA

0458040109	TAMPA PROTEÇÃO P/TOM.AMERICA 5546W	0.48
0458040109TA	TAMPA DE ACABAMENTO PLASTIFLEX 90202	0.72
0458040109TAW	TAMPA DE ACABAMENTO 5585W	0.80
0458040110	BASE TOMADA (NEG.) EUROPA+TAMPA 5569W	1.96
0458040111	CONTRATOMADA C/BASE LONGA 30013	1.36
0458040112	TAMPA DE REBOCO RECTANGULAR 5543BLK	0.50

ACESSÓRIOS DIVERSOS

0458040300	SILENCIADOR RECTANG.JSM-5500W	8.00
0458040302	MANGUEIRA RETRACT. MR2.0-KIT	29.90
0458040303	MTS TUBO FLEX.P/LIGAR GLUTAO 0074	10.00
0458040305	METRO TUBO ANEL.C/GUIA CINZ.(ROLO 100MT)	0.29
04580403050	MTS.TUBO ANEL.C/FIO ELECT.0.50 AZU.16 MM	0.80
0458040306	METRO FIO ELECTRICO 1MM (ROLO 100 MT)	0.61
04580403075	METRO FIO ELECTRICO FLEX.0.75MM	0.61
0458040311	SUP.P/MANGUEIRA E ACESSÓRIOS JAN0036	48.00
04580403110025	SUPORTE P/MANGUEIRA JAN0025	10.00
04580403143	SACO MICRO FIB.P/ASP.CENTRAL 3UNI- 55299A	28.00
04580403144	SACO MICRO FIB.P/ASP.CENTRAL 3UNI- 55398	28.00
04580403145	SACO COMERCIAL 3 RANHURAS+FILTRO CARBONO	56.00
0458040315	GRELHA VENTILAÇÃO P/ASP.5540W	4.00
0458040317	TUBO TELESCOPIO CROM. DS 497	12.58
0458040322	BOLAS LIMPEZA DE TUBAGEM ASP.TFBNETT02	24.00

EXTENSOES PARA TOMADAS

0458040201	EXTENSAO P/TOMADA AMERICANA 5541W	0.34
0458040202	EXTENSAO P/TOMADA EURO/DESIGN	0.65

CENTRAIS ASPIRACAO

CENTRAIS ASPIRACAO BEAM PLATINUM

04580004SC335	MAQ.ASPIRACAO PLATINUM SC335 S/KIT	771.00
04580004SC3500	MAQ.ASPIRACAO PLATINUM SC3500 S/KIT	1672.8
04580004SC355	MAQ.ASPIRACAO PLATINUM SC355 S/KIT	946.80
04580004SC385	MAQ.ASPIRACAO PLATINUM SC385 S/KIT	1110.0
04580004SC385LCD	MAQ.ASPIRACAO PLATINUM SC385 LCD S/KIT	1140.0
04580004SC395	MAQ.ASPIRACAO PLATINUM SC395 S/KIT	896.40
04580004SC398	MAQ.ASPIRACAO PLATINUM SC398 S/KIT	1250.4

CENTRAIS ASPIRACAO CLASSICA

04580003H215	MAQ.ASPIRACAO CLASSICA H215 S/KIT	1056.0
--------------	-----------------------------------	--------

CENTRAIS ASPIRACAO ELECTROLUX BM

04580001CV125	MAQ.ASPIRACAO ELECT.CV125 S/KIT	440.00
04580001CV125KO	MAQ.ASPIRA.ELECT.CV125 C/KIT ON/OFF 9MT	SobConsulta
04580001CV125KS	MAQ.ASPIRA.ELECT.CV125 C/KIT STAND.9MT	SobConsulta
04580001CV128	MAQ.ASPIRACAO ELECT.CV128 S/KIT	550.00
04580001CV128KO	MAQ.ASPIRA.ELECT.CV128 C/KIT ON/OFF 9MT	SobConsulta
04580001CV128KS	MAQ.ASPIRA.ELECT.CV128 C/KIT STAND.9MT	SobConsulta



04580001CV130	MAQ.ASPIRACAO ELECT.CV130 S/KIT	682.00
04580001CV130DS	MAQ.ASPIRACAO ELECT.CV130 DS S/KIT	1024.0
04580001CV150	MAQ.ASPIRACAO ELECT.CV150 S/KIT	930.00
04580001CVL13	MAQ.ASPIRACAO ELECT.CV LUX 1.3 S/KIT	398.00
04580002CVE2015	MAQ.ASPIRACAO CICLOVAC E2015 S/KIT	1215.0

CENTRAIS ASPIRACAO ELECTROLUX OXYGEN

04580002ZCV855	MAQ.ASPIRACAO ELECT.ZCV855 S/KIT	672.00
04580002ZCV860	MAQ.ASPIRACAO ELECTOLUX ELUX910 S/KIT	732.00
04580002ZCV870	MAQ.ASPIRACAO ELECTROLUX ELUX920 S/KIT	900.00
04580002ZCV875	MAQ.ASPIRACAO ELECTROLUX ELUX930 S/KIT	1116.0

CENTRAIS ASPIRACAO SERENITY

045800064400	MAQ.ASPIRACAO SERENITY PACIFICA 4400	711.20
04580008GS98	MAQ.ASPIRACAO GS 95 ACYS95E	707.40

KITS DE LIMPEZA

0458001010	KIT STAND. C/MANG.9,15MT LVK04-9	65.74
04580010101	KIT STANDARD C/MANGUEIRA 12MT LVK04-12	70.00
04580010102	KIT STANDARD C/MANGUEIRA 15MT LVK15-15	86.00

**COMPONENTES P/CENTRA****BALDES P/CENTRAL DE ASPIRACAO**

04580105CV125	BALDE P/CENTRAL CV125	50.00
04580105CV150	BALDE P/CENTRAL CV150	80.00

FERRAMENTAS P/ASPIRA**CORTA TUBOS P/TUBO ASPIRACAO CENTRAL**

04582001660165	CORTA TUBOS XK 50MM - 2" 660165	36.48
04582001660166	LAMINA DE CORTE P/CORTA TUBO 660166	1.71
04582001TFCOLL2V	LATA/SOLVENTE 125ML	9.00

FILTROS P/ASPIRACAO**FILTROS ASPIRACAO CENTRAL**

0458060103	FILTRO LAVAVEL .POLIESTER P/VM500	64.00
04580601CV125	FILTRO POLIESTER P/MAQ.ASPIR.CV125	36.00

KITS ASPIRACAO CENTR**MANGUEIRAS C/COMANDO PUNHO ASP.CENTRAL**

0458020300	KIT ON/OFF LVK22RB-9	125.28
04580203001	KIT ON/OFF LVK12R	161.16
04580203010	KIT ON/OFF LVK22RB-7	102.60
0458020304	MANGA PROTETORA MANGUEIRA 9 MTS 10035	20.00
0458020305	MANGA PROTETORA MANGUEIRA 12 MTS	65.80
04580203CTC	CANO TELESCOPIO CROMADO	30.24

PECAS SUBSTITUICAO**PLACAS ELECTRONICAS**

04582101100627	PLACA ELECTRONICA - BM262,BM285,SC335	212.00
04582101ZCV785EA	PLACA P/MAQUINA ELECTROLUX ZCV785EA	236.00

TOMADAS P/ASPIRACAO**TOMADA DE ASPIRACAO SPIRVAC**

04580310VSV610	TOMADA SPIRVAC INOX SV610	11.72
----------------	---------------------------	-------

TOMADAS AMERICANA

0458030301	TOMADA AMERICANA REDONDA BR 15235	3.11
0458030302	TOMADA AMERICANA DS1498 BR	8.90
04580303020	TOMADA AMERICANA IVORY PRETA 5590W	4.00
04580303041	TOMADA EV PREMIER UNIV.GVEVO (BRANCA)	7.22
04580303045	TOMADA SQUARE (BRANCA)	14.98
0458030310	ESPELHO P/TOMADA REDONDA BR 91702	2.79
0458030311	ESPELHO P/TOM.AMERICA IVORY BRANCO 5589W	1.98
0458030312	ESPELHO P/TOM.AMERICA IVORY PRETO 5589W	1.08
0458030313	ESPELHO P/TOM.AMERICA IVORY CREME 5589W	1.08

TOMADAS DE COZINHA

0458030401	GLUTAO COZINHA VAC PAN 97002	13.50
------------	------------------------------	-------



+351 244 800 160
+351 244 802 323



geral@canalcentro.pt
info@canalcentro.pt



R. do Bailadouro s/nº,
2410-211 Pousos



0458030402	ESPELHO P/TOM.AMERICA IVORY BR 5589W	1.08
0458030403	GLUTAO COZINHA VACUSWEEP 16932	45.00
04580304051	GLUTAO COZINHA VAC PAN CINZENTO	37.06
04580304052	GLUTAO COZINHA CLASSIC PRATA	37.06
0458030406	ESPELHO CORRECÇÃO P/GLUTAO PLASTI.97102	6.00
0458030420	LIGADOR DE GLUTAO DS 1117	6.99
0458030421	ARO INOX PARA GLUTAO GV WLC554 GV	6.60

TOMADAS DE SERVIÇOS

0458030502	TOMADA TECNICA COM PIN 5586	8.98
------------	-----------------------------	------

TOMADAS DESIGN ELEK-TRENDS

0458030601	TOMADA DESIGN INOX	36.16
------------	--------------------	-------

TOMADAS EUROPA

0458030701	TOMADA EUROPA BRANCA 15276	2.50
0458030702	TOMADA EUROPA PRETA 5592W	4.50
0458030705	TOMADA EUROPA GV SPECIAL BRANCA	3.45
0458030706	TOMADA EUROPA ALUMINIO DS508L ALUM	2.80
0458030708	ESPELHO P/TOM.EUROPA BR 5588W	1.03
04580307081	ARO P/TOM.EUROPA CHAMPANHE DS508D CHP	1.20

**TUBAGEM E ACESSORIOS****ACESSORIOS PVC BRANCO**

0458050200	CURVA CURTA PVC 50X30° BR F/F GV 8206	0.40
0458050201	CURVA CURTA PVC 50X45° BR M/F 30115	0.58
0458050202	CURVA CURTA PVC 50X45° BR F/F 30110	0.66
0458050203	CURVA CURTA PVC 50X90° BR F/F 30020	0.70
0458050210	CURVA LONGA PVC 50X90° BR F/F 30120	0.74
0458050211	CURVA LONGA PVC 50X90° BR M/F 30125	0.70
0458050215	TE DUPLO CURTO 50 PVC 45° BR 30151	2.12
0458050216	TE 50 PVC 90° BR 30140	1.05
0458050217	TE DUPLO 50 PVC 90° BR 30131	1.40
0458050220	UNIAO TUBO PVC 50 BR 30145	0.44
04580502200	UNIAO P/MANGUEIRA PRETA 400109	8.64
0458050221	UNIAO M/M TUBO PVC 50 TF 5527BV	0.88
0458050225	TAMPAO PVC 50 BR 30155	0.50
0458050226	TAMPAO PVC 50 CINZA	0.50
0458050230	FORQ.LONGA 50 PVC 45. BR 30130	0.84

TUBOS PVC BRANCO 4KG

0458050102	TUBO PVC BR.ARS 50 VARA MTS	1.18
------------	-----------------------------	------



REDES DE INCÊNDIO

43 Equipamentos p/ extinção incêndio PREVITOP

44 Equipamentos p/ extinção incêndio

59 Tubos e acessórios RANHURADOS
(ferro fundido) F.F.

5



+351 244 800 160
+351 244 802 323



geral@canalcentro.pt
info@canalcentro.pt



R. do Bailadouro s/nº,
2410-211 Pousos

05 MAT. P/EXTINÇÃO INCÊNDIOS**MATERIAL INCENDIO BHIA****CARRETEIS C/CAIXA -****CARRETEIS C/CAIXA - SERIE B STANDARD**

0545030130101815	CAIXA CARRETEL 25MT BHIA B C/MANOM.BR	364.00
054503013010185	CAIXA CARRETEL 25MT BHIA B C/MANOM.	365.50

EXTINTORES BHIA**ARMARIOS P/EXTINTORES BHIA**

054511041020041	ARMARIO P/EXT.65X30X26X1.5 AF BHIA BR	80.50
054511041020291	ARMARIO P/EXT.80X30X26X1.5 AF BHIA BR	102.00

MATERIAL INCENDIO PREV.**ACESSORIOS DE SUBSTI****ACESSORIOS DE SUBSTITUIÇÃO P/CARRETEIS**

05435001002	BASCULA P/CARRETEL S/H 22.8.S/H	SobConsulta
-------------	---------------------------------	-------------

ACESSORIOS DIVERSOS

054350072281	GUIA DE MANGUEIRA 25MM 22.8.1	19.50
--------------	-------------------------------	-------

ACESSÓRIOS - AUTOCOLANTES

0543500501	AUTOCLANTES U.E.B REF. 22.6.14	2.20
------------	--------------------------------	------

AGULHETAS MODELO 19.2 PREVITOP

0543500302510	AGULHETA 3P/10 - 25MM 19.2-25.10	19.50
0543500304512	AGULHETA 3P/12 - 45MM 19.2-45.12	22.75

UNIOES MODELO 19.3 PREVITOP

05435004ULF020	UNIAO LIGACAO FEMEA	14.30
05435004ULM020	UNIAO LIGACAO 1/2 MACHO 45	11.70
05435004ULM025	UNIAO LIGACAO MACHO 25 - ULM	5.91
05435004US045	UNIAO STORZ C-52 C/CANHAO 45MM	17.55

ARMARIOS DE ARMAZENA**ARMARIOS ARMAZENAMENTO MODELO 15.2 PREV.**

0543250402	ARMARIO ARMAZENA.800X500X300 ZN 15.2.1	117.00
------------	--	--------

ARMARIOS INCENDIO PR**ARMARIOS EXCLUSIVO BOMBEIRO PREVITOP**

05433504040060030	ARMARIO 400X600X300 USO BOMB.14.4 ZN	97.00
05433504080080030	ARMARIO 800X800X300 USO BOMB.14.1 H	156.00

ARMARIOS EXT.LINHA BASE PREVITOP

054335030136B	ARMARIO ABRIGO EXTINTOR 6 BASE	35.10
---------------	--------------------------------	-------

ARMARIOS USO EXCLUSI**ARMARIOS "U.E.B." MODELO 14.1H**

05432001805030	ARMARIO 800X500X300 USO BOMB.14.1 H	123.50
----------------	-------------------------------------	--------

ARMARIOS "U.E.B." MODELO 14.4

05432004406030	ARMARIO 400X600X300 USO BOMB.14.4 ZN	84.50
----------------	--------------------------------------	-------

BOCAS DE INCENDIO PR**BOCAS DE INCENDIO SIAMESAS 21/2 PREVITOP**

05433403216A2C52	BOCA INCENDIO SIAMESA 2 16A.2-C52	214.50
05433403216B2C52	BOCA INCENDIO SIAMESA 21/2 16B.2-C52	301.36

BOCAS DE INCENDIO SIAMESAS 3 PREVITOP

05433404116C0B75	BOCA INCENDIO SIAMESA 3 16C-B75	183.18
05433404316C2B75	BOCA INCENDIO SIAMESA 3 16C.2-B75	307.27

BOCAS DE INCENDIO SIAMESAS 4 PREVITOP

05433405416F2B75	BOCA INCENDIO SIAMESA 4 16F.2-B75	533.00
05433405416F4B75	BOCA INCENDIO SIAMESA C/RET.4 16F.4-B75	370.50

CAIXAS C/CARRETEIS B**CAIXAS C/CARRETEIS BASC.LINHA STANDARD**

0543010201	CAIXA C/CARRETEL C/MANG.20MTS 11-20.S	312.00
0543010202	CAIXA C/CARRETEL C/MANG.25MTS 11-25.S	331.50
0543010204	CAIXA C/CARRETEL C/MANG.30MTS 11-30-S	364.00



054301021025	CAIXA C/CARRETEL INOX 304 25MTS 11-25.S	643.50
054301021030	CAIXA C/CARRETEL INOX 304 30MTS 11-30.S	682.50
CAIXAS C/CARRETEIS BASCUL. LINHA HIGH		
05430104020	CAIXA C/CARRETEL C/MANG.20MTS 11-20.H	403.00
05430104025	CAIXA C/CARRETEL C/MANG.25MTS 11-25.H	422.05
05430104030	CAIXA C/CARRETEL C/MANG.30 MTS 11-30.H	442.00
05430104V025	CAIXA C/CARRETEL 25MTS C/VIDRO 11V-25.H	SobConsulta
CAIXAS C/CARRETEIS BASCUL.LINHA BASE		
05430101020	CAIXA C/CARRETEL C/MANG.20MTS 11-20-B	258.70
05430101025	CAIXA C/CARRETEL C/MANG.25MTS 11-25-B	273.00
05430101030	CAIXA C/CARRETEL C/MANG.30MTS 11-30-B	312.00
CAIXAS MISTA C/CARRE		
CAIXAS C/CARRETEL E EXTINTOR STANDARD		
05430402020S	CAIXA MISTA C/CARRET.P/EXT.20MT 11.1-20S	377.00
05430402025S	CAIXA MISTA C/CARRET.P/EXT.25MT 11.1-25S	396.00
05430402030S	CAIXA MISTA C/CARRET.P/EXT.30MT 11.1-30S	403.00
054304021025	CX MIST.CARRET.INOX C/EXT.25MTS 11.1-25S	767.00
CAIXAS MISTAS C/CARRET.E EXT.HIGH		
05430403020	CAIXA MISTA C/CARRET.P/EXT.20MT 11.1-20H	448.50
05430403025	CAIXA MISTA C/CARRET.P/EXT.25MT 11.1-25H	468.00
05430403030	CAIXA MISTA C/CARRET.P/EXT.30MT 11.1-30H	487.50
CAIXAS MISTAS C/CARRET.E EXTINT.BASE		
05430401020	CAIXA MISTA C/CARRET.P/EXT.20MT 11.1-20B	299.00
05430401025	CAIXA MISTA C/CARRET.P/EXT.25MT 11.1-25B	318.50
05430401030	CAIXA MISTA C/CARRET.P/EXT.30MT 11.1-30B	357.50
05430401B025	CAIXA MISTA C/CARRET.P/EXT.25MT BR 9010	SobConsulta
CARRETEIS DE GAVETA		
CARRETEIS DE GAVETA LINHA STANDARD		
05430701025	CARRETEL GAVETA C/MANG.25MTS 11.4-25.S	456.30
CARRETEIS PAREDE FIX		
CARRETEIS PAREDE BASCULANTE 10 B		
05431002025	CARRETEL PAREDE BASC.25MTS 10B-25	247.00
05431002030	CARRETEL PAREDE BASC.30MTS 10B-30	279.50
CARRETEIS PAREDE FIXO MOD.10 PREV.		
05431001020	CARRETEL PAREDE FIXO 20MTS 10F-20	227.50
05431001025	CARRETEL PAREDE FIXO 25MTS 10F-25	247.00
05431001030	CARRETEL PAREDE FIXO 30MTS 10F-30	279.50
CARRETEIS PREVITOP		
CARRETEIS 25MM C/COLUNA		
0543000302	CARRETEL C/COLUNA CFC 25MTS MOD.18.7.10-25	434.20
HIDRANTES PREVITOP		
HIDRANTES ACO INOX 234 PREVITOP		
054337021654C	CURVA FLANG.P/HIDRANTE 4 16.5-4C	344.50
HIDRANTES FERRO PREVITOP		
05433701165VSC	HIDRANTE 4.- 2 SAIDAS 2.C/VALV.E STORZ	533.00
MANGUEIRAS PREVITOP		
4 CAPAS TIPO BLINDEX C/STORZ C52 MODELO		
05433310030	MANGUEIRA TIPO BLINDEX 19.1.45B-30.ST	483.60
MAT.INCENDIO VIKING		
SPRINKLERS "VIKING"		
05436001001	SPRINKLER MONTANTE K80 1/2 68° VK145	SobConsulta
05436001002	SPRINKLER OCULTO K80 1/2 68° VK462	SobConsulta
05436001003	SPRINKLER OCULTO K80 1/2 68° VK632	SobConsulta
TAMPAS P/ SPRINKLERS "VIKING"		
05436002002	TAMPA BR P/SPRINKLER K80 VK462	SobConsulta
05436002003	TAMPA BR P/SPRINKLER K80 VK632	SobConsulta



VALVULAS SIAMESAS PR**VALVULAS CANDEIA OU GLOBO PREVITOP ALUMI**

05433005163A2C52	VAL.CANDEIA 2+FLANGE+TAMPAO STORZ ALUM.	52.00
0543300516A3C52	VAL.CANDEIA AL 2+FLANGE+TAMPAO STORZ	52.00

VALVULAS SIAMESAS PREV.

05433001090	VALVULA SIAMESA 3 (75 MM) 16.1D	299.00
05433001110F	VALVULA SIAMESA 4 C/VALV. 21/2 16.1F	429.00

MATERIAL P/INCENDIO**ACESSORIOS INCENDIO****ACESSORIOS P7MANGUEIRAS INCENDIO**

05441502133705	ENCAIXE BOMBEIRO F. 1" (133705)	2.39
05441502133905	ENCAIXE BOMBEIRO P/MANGUEIRA 1" (133905)	2.97

BOCAS INCENDIO**ACESSORIOS P/BOCAS DE INCENDIO**

05440302050	JUNCAO ROSCADA P/BOCA INCENDIO 11/2	15.36
-------------	-------------------------------------	-------

BOCAS DE INCENDIO

0544030100	BOCA INC.PARED.S/RAMAL LAT.11/2 S/MARCA	34.84
0544030101	BOCA INC.PARED.S/RAMAL LAT.11/2 FUCOLI	53.10
05440301010	BOCA INC.PARED.S/RAMAL/STORZ 11/2 FUCOLI	83.70
0544030102	BOCA INCEN.SIAMESA 4 2X70 SI C/ENT.STORZ	332.30
05440301020	BOCA INCEN.SIAMESA 3 C.C/VAL.STORZ BCS08	720.00
05440301021	BOCA INCEN.SIAMESA 3 C/VAL.RET.C/STORZ	899.45
05440301022	BOCA INCEN.SIAMESA 4 C/RET.STORZ BCS10	854.55
0544030105	BOCA INCENDIO MODELO CASCAIS BCI16	91.20
0544030106	BOCA INCENDIO TIPO OEIRAS C/VOLANT.BCI10	76.00
0544030107	BOCA INCENDIO MODELO LISBOA 11/2	84.07
0544030108	BOCA INCENDIO TIPO OEIRAS C/DADO.BCI11	72.00
0544030109	BOCA INCENDIO TIPO TEATRO BCI15	185.06
0544030110	BOCA INCENDIO T/SINTRA C/TAMPAO	SobConsulta
05440301G107	BOCA GLOBO SI-AN 2 GAS C/STORZ 52MM	74.55
05440301G108	BOCA GLOBO SI-AN 21/2" GAS C/STORZ 52MM	123.82

CAIXAS DE INCENDIO**CAIXAS DE INCENDIO**

0544010103	POSTO FIXO TIPO NA C/MANG.BR.25MT	187.92
0544010104	POSTO FIXO TIPO NA C/MANG.BR.20MT CX002	171.23
0544010105	CX CARRETEL ECO C/MANGUEIRA 25MT CR010	258.33
05440101060	CX CARRETEL ECO 20MT CR009 (MOD.NOVO)	228.33
0544010107	CX CARRETEL P/EXTINT.C/MANG.25MTS CR006	370.00
05440101070	CARRETEL C/CAIXA DUPLA STD 30MTS CR006A	608.00
0544010108	CX CARRETEL P/EXTINT.C/MANG.20MTS CR004	317.00
0544010110	VALV.C/VOLANT.P/CAIXA INCEND.2X45MM	25.58
05440101101	VALV.C/VOLANT.CURTA INCEND.2X45MM	22.50
0544010111	AGULHETA IMPARJET 25MM CERT. AG025	25.56
0544010112	FECHO PLAST.P/CAIXA CARRETEL	29.80
0544010113	CX CARRETEL C/MANG.20MT MOD.CERTIF.CR007	300.00
0544010114	CX CARRETEL C/MANG.25MT MOD.CERTIF.CR008	303.33
05440101140	CX CARRETEL C/MANG.30MT CERTIF.CR008C	296.67
0544010115	CARRETEL PAREDE FIXO C/20MT CERTIF.CR011	218.33
0544010116	CARRETEL PAREDE FIXO C/25MT CERTIF.CR012	236.66
0544010117	AGULHETA ABS 25 MM	8.00
0544010118	MANG.INCEN.BR.C/20MTS P/POSTO FIXO	117.82
0544010119	CARRETEL AUTOPORTANTE C/PES C/20MTS	SobConsulta
0544010120	CX CARRETEL ECO C/MANGUEIRA 30MT	235.00
0544010121	AGULHETA ABS 45/50 MM	10.50
0544010122	CARRETEL PAREDE BASCUL.C/MANG.20 MTS	SobConsulta
0544010123	BOBINE P/CX. STD C/25 MTS CR020B	162.23
0544010124	CX CARRETEL INOX C/MANGUEI.25MT CR008B	541.27
05440101240	CX CARRETEL INOX A304 C/MANG.30MT 11BPC7	628.73



0544010125	SELO EM ACRÍLICO DV018	1.96
0544010126	CAIXA EXTINTOR P6 MOD.IMP.600X300X200 BR	39.65
0544010127	CAIXA CARRETEL S.I.DE 0.8 PORTA BRANCA	126.00
0544010128	CAIXA CARRETEL E EXTINTOR 1.2MM CX103	171.23
05440101280	CAIXA CARRETEL S.I.DE 1 CX101	163.64
0544010129	TRIPE P/EXTINTOR P6 ESP TR100	35.68
0544010130	AGULHETA CROMADA MOD.MATAR 1	41.45

CAIXAS SIMPLES INCENDIO

0544011CX101	CAIXA INTEMPERE MODELO-C-CHAPA CX101	520.00
--------------	--------------------------------------	--------

CAIXAS TIPO TEATRO

0544011010	CAIXA TIPO TEATRO COMPLETA 600X400X200	SobConsulta
------------	--	-------------

CARRETEIS

05440102001A	CARRETEL BASCULANTE S/CX 25 MTS CR001A	351.92
05440102013	CARRETEL TRANSPORTAVEL C/30M CR013	504.70
05440102038	CARRETEL PAREDE C/VALV.GLOBO 25MT CR038	SobConsulta
05440102043	CARRETEL GAVETA P/EXT.25MTS CR043	616.67
05440102047	CARRETEL GAVETA C/25MTS CR047	408.33

**CAIXAS EXTINTORES****ACESSÓRIOS P/CAIXAS EXTINTORES**

0544040501	APOIO DE BRAÇO PARA CAIXA EM ABS CR023	2.50
------------	--	------

CAIXAS EXTINTORES

0544040101	CAIXA EXTINTOR NA-06	34.92
0544040102	CAIXA TIPO SIAMESA S.I.600X400X300 CXS01	129.10
05440401020	CAIXA P/BOCA SIAMESA 3 (610X460X325)	136.67
0544040104	CAIXA CARRETEL S.I. DE 0.8	108.00
0544040105	CAIXA COLUNA SECA C/300X300X270	60.00
0544040106	CAIXA EXTINTOR P6 600X300X200 CXS016	60.30
0544040108	CAIXA EXTINTOR 6KG C/VIDRO CXS009	45.82
0544040109	CAIXA EXTINTOR C02 DE 2KG (650X300X185)	53.60
0544040110	CAIXA EXTINTOR (600X300X200) 13-6B	36.40

DETECTORES DE INCEND**DETECTORES DE INCENDIO**

0544060101	SPRINKLER VIKING PENDENT 68. 1/2	5.88
054406010705	VALVULA DE RANH. FIRELOCK 705	356.60
054406010752	CAMARA DE RETARDO 752	194.50
054406010760	GONGO HIDRAULICO COM FILTRO 760	330.15
05440601090	DETECTOR DE FLUXO 3" SPC07	236.00
054406010902	DETECTOR DE FLUXO 6" SPC09	242.00
054406012SPDT	PRESSOSTATO ALARME 2SPDT	161.00
05440601CPL	POSTO COMANDO 4 ROLLAND CPL	1727.3
05440601SP001	SPRINKLER TYCO MONTANTE 1/2 68°	5.88
05440601SP002	SPRINKLER CH SIDE-WALL CRO SP02	SobConsulta
05440601SP003	SPRINKLER CH PENDENTE CRO 1/2 68°C SP03	6.24
05440601SP004	SPRINKLER CH MONTANTE CRO 1/2 68°C SP04	6.24
05440601SP005	SPRINKLER OCULTO 1/2 68°C	36.00
05440601SP10D	DIFUSOR CORTINA BRONZE 1/2 TIPO WINDOW	15.50
05440601SP3405	SPRINKLER K115 3/4 68 V3405 PENDENTE	10.75
05440601SPC01	POSTO COMANDO DE 3" SPC01	1658.3
05440601SPC02	POSTO COMANDO DE 4" SPC02	2500.0
05440601SPC03	POSTO COMANDO DE 6" C/DEFLE.FLUXO SPC03	2600.0
05440601SPC04	POSTO COMANDO 8" - TYCO - CPL SPC04	SobConsulta
05440601SPC10	GONGO HIDRAUL.P/POSTO COMANDO SPC10	477.23
05440601ST751	POSTO COMANDO S751 V. ALARME UL/FM114	1668.3
05440601ST751089	POSTO COMANDO S751 V.ALARME UL/FM89mm	1588.2

ESPELHOS EMBELEZADOR P/SPRINKLER

0544060201	EMBELEZADOR CROMADO DE AJUSTE SP06	3.82
0544060202	EMBELEZADOR BRANCO DE AJUSTE SP07	3.82

EXTINTORES INCENDIO

+351 244 800 160
+351 244 802 323



geral@canalcentro.pt
info@canalcentro.pt



R. do Bailadouro s/nº,
2410-211 Pousos

EXTINTORES PO QUIMICO

0544070106	EXTINTOR PO QUIMICO 6KG	33.60
0544070120	EXTINTOR CO2 DE 2KG	43.90
0544070150	EXTINTOR CO2 DE 5KG	SobConsulta

LIGADORES STORZ / RO**FLANGES STORZ**

0544050101	FLANGE STORZ F S.I. 50X52 ST.11	8.40
0544050102	FLANGE STORZ F S.I. 75X21/2 ST004	19.31
05440501022	FLANGE STORZ F 4"X 110 ST018	33.50

FLANGES STORZ FEMEA

05440505045	UNIAO ROSCADA 45MM LATAO	23.82
-------------	--------------------------	-------

FLANGES STORZ MACHO

05440504050052	FLANGE STORZ M S.I. 50X52 ST.10	13.47
05440504052050	FLANGE STORZ M 52X11/2 ST07	15.60
05440504052063	FLANGE STORZ M 52X2 ST07	14.95
05440504075075	FLANGE STORZ M 75X21/2	21.80
05440504110110	FLANGE STORZ M 4"X 110 ST017	33.50

LIGAÇÕES STORZ

0544050301	UNIÃO STORZ B-75 P/MANGUEIRA STU07	36.81
0544050302	DISJUNTOR 21/2 2X 45/50 SI C/STORZ	272.73
0544050305	TOMADA DUPLA DE AGUA C/STORZ BCD103	176.67

TAMPOES STORZ

05440502001	TAMPAO STORZ 52 MM STT52	9.96
0544050201	TAMPAO STORZ 75 MM STT75	19.04
0544050202	TAMPAO STORZ 110 MM STT110	32.87

MANOMETROS INCENDIO**MANOMETROS INCENDIO**

05440801002	MANOMETRO 0-16 B 1/8(34X25X41)40MM P.TR	12.62
-------------	---	-------

MARCOS INCENDIO**ACESSORIOS P/MARCO DE INCENDIO FUCOLI**

0544020302	CHAVE P/MARCO INCENDIO	48.00
0544020303	CURVA P/MARCO C/B.FLANGE MOVEL 100 C/PE	109.15
0544020304	CAPACETE P/MARCO INCENDIO SOMEPAL-BRANCO	127.50
0544020305	KIT DE SUBSTITUIÇÃO P/MARCO FUC	76.50
0544020306	KIT OBTURADOR + VEIO INFERIOR MI C/DRENE	450.00
05440203090	CURVA C/BASE BOCA/FLANGE MOVEL 100/90	90.30
05440203110	CURVA C/BASE BOCA/FLANGE MOVEL 100/110	90.30

ACESSORIOS P/MARCOS INCENDIO C9

0544020801	KIT P/MARCO INCENDIO C9	48.24
0544020802	KIT SUBS.M.I.ATLAS 100 P/MARCO INCEND.	8.89
0544020803	CHAVE P/MARCO INCENDIO UNIVERSAL PAM	46.18

HIDRANTES ENTERRADOS FUCOLI

0544021001	HIDRANTE ENTERRADO DN80 FUCOLI	517.00
0544021004	HIDRANTE ENTERRADO DN100 FUCOLI	645.00
0544021005	HIDRANTE ENTERRADO DN100 C/CURVA C/PÉ	735.00

MARCOS INCENDIO "FUCOLI"

0544020204	MARCO INCEND.C/CURVA - SOMEPAL VERM.	1041.0
0544020205	MARCO INCEND.C/CURVA - CLASSIC	1173.0
0544020205CI	MARCO INCEND.CLASSIC C/CURVA INCORPORADA	1612.0
0544020205INV	MARCO INCEND.CLASSIC C/TAMPAO INVIOLÁVEL	1377.0
0544020205V	MARCO INCEND.C/CURVA - CLASSIC VERDE	SobConsulta
0544020206	MARCO INCEND.SOMEPAL C/CURVA INCORPORADA	1479.0
0544020207	MARCO INCEND.C/CURVA - SOMEPAL BRA	SobConsulta
0544020208	MARCO INCEND.S/CURVA - SOMEPAL VERM.COMP	1041.0
0544020209	MARCO INCEND.C/CURVA - IGNIS (RD 670)	1173.0
0544020210	MARCO INCEND.S/CURVA - IGNIS (RD 1000)	1224.0

MARCOS INCENDIO PLUS CENTRO

+351 244 800 160
+351 244 802 323



geral@canalcentro.pt
info@canalcentro.pt



R. do Bailadouro s/nº,
2410-211 Pousos



05440206100	MARCO INC.C9 PLUS CENTRO STORZ 100	1228.0
MARCOS INCENDIO PLUS NORTE		
05440205100	MARCO INC.C9 PLUS NORTE STORZ 100	1179.0
MARCOS INCENDIO PLUS SUL		
05440204100	MARCO INC.C9 PLUS SUL STORZ 100	1198.0
VALVULAS INCENDIO		
VALVULAS INCENDIO		
05440901106	VALVULA MA ESF.1 C/ PURGA E TACO	21.47
TUBOS E ACESSORIOS RANHURADOS F.F.		
CASQUILHOS TRANSICAO		
CASQUILHOS TRANSICAO ROSCA FEMEA ST24		
05590901040032	CASQ.TRANS.ROS.F RANH.ST24 11/4X1	7.12
05590901050032	CASQ.TRANS.ROS.F RANH.ST24 11/2X1	12.52
05590901063050	CASQ.TRANS.ROS.F RANH.ST24 2X11/2	11.81
CASQUILHOS TRANSICAO ROSCA MACHOST28		
05590902050	CASQ.TRANS.ROSCA M RANH.ST28 11/2	5.64
05590902063	CASQ.TRANS.ROSCA M RANH.ST28 2X2	17.46
CRUZETAS RANHURADAS		
CRUZETAS DE RAIO CURTO RANHURADAS		
05591201063	CRUZETA RAIO CURTO RANHURADA 60.3 FM 2"	13.76
CURVAS RANHURADAS E		
CURVAS RANHUR.E PINTADAS 45° REF.AR106		
05590202032	CURVA 45° RANHUR.PINTADA AR106 1	2.78
05590202040	CURVA 45° RANHUR.PINTADA AR106 11/4	3.84
05590202050	CURVA 45° RANHUR.PINTADA AR106 11/2	5.06
05590202063	CURVA 45° RANHUR.PINTADA AR106 2	6.74
05590202075	CURVA 45° RANHUR.PINTADA AR106 21/2	9.18
05590202090	CURVA 45° RANHUR.PINTADA AR106 3	12.08
05590202110	CURVA 45° RANHUR.PINTADA AR106 4	19.36
05590202125	CURVA 45° RANHUR.PINTADA AR106 5	32.40
05590202140	CURVA 45° RANHUR.PINTADA 6 (165,1MM)	47.28
05590202160	CURVA 45° RANHUR.PINTADA AR106 8	55.06
05590202200	CURVA 45° RANHUR.PINTADA AR106 10	132.04
CURVAS RANHUR.E PINTADAS 90° REF.AR105		
05590201032	CURVA 90° RANHUR.PINTADA AR105 1	3.41
05590201040	CURVA 90° RANHUR.PINTADA AR105 11/4	5.12
05590201050	CURVA 90° RANHUR.PINTADA AR105 11/2	5.74
05590201063	CURVA 90° RANHUR.PINTADA AR105 2	7.34
05590201075	CURVA 90° RANHUR.PINTADA AR105 21/2	9.60
05590201090	CURVA 90° RANHUR.PINTADA AR105 3	12.10
05590201110	CURVA 90° RANHUR.PINTADA AR105 4	18.67
05590201125	CURVA 90° RANHUR.PINTADA AR105 5	36.84
05590201140	CURVA 90° RANHUR.PINTADA 6 (165,1MM)	47.58
05590201160	CURVA 90° RANHUR.PINTADA AR105 8	117.04
05590201200	CURVA 90° RANHUR.PINTADA AR105 10	170.20
05590201300	CURVA 90° RANHUR.PINTADA AR105 12	282.93
JOELHOS TRANSICAO 90° ROSCA FEMEA ST26		
05590203050032	JOELHO TRANS.90° RANH.PINT.ST26 11/2X1	33.45
05590203063032	JOELHO TRANS.90° RANH.PINT.ST26 2X1	50.23
FLANGES RANHUR.E ADA		
ADAPTADORE FLANGE RANHURADA PINTAD.AR190		
05590602063	ADAPT.P/FLANGE RANH.PINT.AR190 2	22.81
05590602075	ADAPT.P/FLANGE RANH.PINT.AR190 21/2	21.76
05590602090	ADAPT.P/FLANGE RANH.PINT.AR190 3	23.23
05590602110	ADAPT.P/FLANGE RANH.PINT.AR190 4	31.26
05590602125	ADAPT.P/FLANGE RANH.PINT.AR190 5	53.58
05590602140	ADAPT.P/FLANGE RANH.PINT.6 (165,1MM)	57.52



05590602160	ADAPT.P/FLANGE RANH.PINT.AR190 8	75.90
05590602300	ADAPT.P/FLANGE RANH.PINT.AR190 12	426.18

FLANGES RANHURADAS PINTADAS REF.AR14

05590601063	FLANGE RANH.PINTADA AR14 2	19.74
05590601075	FLANGE RANH.PINTADA AR14 21/2	25.89
05590601090	FLANGE RANH.PINTADA AR14 3	26.86
05590601110	FLANGE RANH.PINTADA AR14 4	30.56
05590601125	FLANGE RANH.PINTADA AR14 5	50.62
05590601140	FLANGE RANH.PINTADA 6 (165,1MM)	43.42
05590601160	FLANGE RANH.PINTADA AR14 8	123.90
05590601200	FLANGE RANH.PINTADA AR14 10	SobConsulta
05590601300	FLANGE RANH.PINTADA AR14 12	SobConsulta

**LUBRIFICANTES RANHUR****LUBRIFICANTES RANHURADOS**

0559100101	LUBRIFICANTE 1KG P/RANHURADOS	25.81
------------	-------------------------------	-------

ORINGS EP RANHURADOS**ORINGS EP P/UNIOES RANURADOS ST007/75**

05591101063	ORING RANHU.EP P/UNIAO ST007/75 2" 60,3	3.81
05591101090	ORING RANHU.EP P/UNIAO ST007/75 3"	4.21
05591101110	ORING RANHU.EP P/UNIAO ST007/75 4"	8.68
05591101125	ORING RANHU.EP P/UNIAO ST007/75 5" 139,7	9.75
05591101140	ORING RANHU.EP P/UNIAO ST007/75 6" 165,0	12.65

REDUCOES CONCENTRICA**REDUÇÕES CONCENTRICAS RANH.PINT.R.AR140**

05590401040032	RED.CONCENT.RANH.PINT.240 11/4X1	9.42
05590401050032	RED.CONCENT.RANH.PINT.AR140 11/2X1	14.58
05590401050040	RED.CONCENT.RANH.PINT.AR140 11/2X11/4	5.99
05590401063032	RED.CONCENT.RANH.PINT.AR140 2X1	14.09
05590401063040	RED.CONCENT.RANH.PINT.AR140 2X11/4	6.89
05590401063050	RED.CONCENT.RANH.PINT.AR140 2X11/2	6.96
05590401075040	RED.CONCENT.RANH.PINT.AR140 21/2X11/4	8.78
05590401075050	RED.CONCENT.RANH.PINT.AR140 21/2X11/2	8.78
05590401075063	RED.CONCENT.RANH.PINT.AR140 21/2X2	8.78
05590401090063	RED.CONCENT.RANH.PINT.AR140 3X2	10.17
05590401090075	RED.CONCENT.RANH.PINT.AR140 3X21/2	10.17
05590401090050	RED.CONCENT.RANH.PINT.AR140 3X11/2	13.76
05590401110063	RED.CONCENT.RANH.PINT.AR140 4X2	14.69
05590401110075	RED.CONCENT.RANH.PINT.AR140 4X21/2	14.69
05590401110090	RED.CONCENT.RANH.PINT.AR140 4X3	17.15
055904011250110	RED.CONCENT.RANH.PINT.AR140 5X4	28.30
05590401125075	RED.CONCENT.RANH.PINT.AR140 5X21/2	26.43
05590401125090	RED.CONCENT.RANH.PINT.AR140 5X3	26.43
05590401140063	RED.CONCENT.RANH.PINT.AR140 6X2	37.02
05590401140075	RED.CONCENT.RANH.PINT.AR140 6X21/2	37.02
05590401140090	RED.CONCENT.RANH.PINT.AR140 6X3	37.02
05590401140110	RED.CONCENT.RANH.PINT.AR140 6X4	37.02
05590401140125	RED.CONCENT.RANH.PINT.AR140 6X5	37.02
05590401160110	RED.CONCENT.RANH.PINT.AR140 8X4	59.35
05590401160140	RED.CONCENT.RANH.PINT.AR140 8X6	56.95

TAMPOES RANHURADOS P**TAMPOES RANHURADOS PINTADOS REF.AR155**

05590501040	TAMPAO RANH.PINTADO AR155 11/4	2.01
05590501050	TAMPAO RANH.PINTADO AR155 11/2	2.01
05590501063	TAMPAO RANH.PINTADO AR155 2	4.02
05590501075	TAMPAO RANH.PINTADO AR155 21/2	5.45
05590501090	TAMPAO RANH.PINTADO AR155 3	7.42
05590501110	TAMPAO RANH.PINTADO AR155 4	8.22
05590501125	TAMPAO RANH.PINTADO AR155 5	13.45



05590501140	TAMPAO RANH.PINTADO 6 (165,1MM)	22.56
05590501160	TAMPAO RANH.PINTADO AR155 8	40.63

TAMPOES ROSCADOS PINTADOS REF.315

05590505090063	TAMPAO ROSCADO RANHURADO PINT.3X2	9.73
----------------	-----------------------------------	------

TES RANHURADOS PINTA**TES REDUÇÃO 90° RANHURADOS PINT.R.AR115**

05590302063032	TE RED.RANH.PINT.AR115 2X1	22.00
05590302063050	TE RED.RANH.PINT.AR115 2X11/2	16.99
05590302075050	TE RED.RANH.PINT.AR115 21/2X11/2	20.84
05590302075063	TE RED.RANH.PINT.AR115 21/2X2	20.84
05590302090032	TE RED.RANH.PINT.AR115 3X1	31.97
05590302090050	TE RED.RANH.PINT.AR115 3X11/2	31.97
05590302090063	TE RED.RANH.PINT.AR115 3X2	29.12
05590302090075	TE RED.RANH.PINT.AR115 3X21/2	25.12
05590302110063	TE RED.RANH.PINT.AR115 4X2	35.87
05590302110075	TE RED.RANH.PINT.AR115 4X21/2	38.08
05590302110090	TE RED.RANH.PINT.AR115 4X3	38.49
05590302125110	TE RED.RANH.PINT.AR115 5X4	65.50
05590302140063	TE RED.RANH.PINT.AR115 6X2	83.56
05590302140075	TE RED.RANH.PINT.AR115 6X21/2	83.64
05590302140090	TE RED.RANH.PINT.AR115 6X3	88.97
05590302140110	TE RED.RANH.PINT.AR115 6X4	88.97
05590302140125	TE RED.RANH.PINT.AR115 6X5	100.46
05590302160110	TE RED.RANH.PINT.AR115 8X4	179.43
05590302160125	TE RED.RANH.PINT.AR115 8X5	179.43
05590302160140	TE RED.RANH.PINT.AR115 8X6	179.43

**TES SIMPLES 90° RANHURADOS PINT.R.AR107**

05590301032	TE SIMPLES 90° RANH.PINT.AR107 1	5.92
05590301040	TE SIMPLES 90° RANH.PINT.AR107 11/4	7.98
05590301050	TE SIMPLES 90° RANH.PINT.AR107 11/2	9.26
05590301063	TE SIMPLES 90° RANH.PINT.AR107 2	11.89
05590301075	TE SIMPLES 90° RANH.PINT.AR107 21/2	17.18
05590301090	TE SIMPLES 90° RANH.PINT.AR107 3	18.41
05590301110	TE SIMPLES 90° RANH.PINT.AR107 4	26.98
05590301125	TE SIMPLES 90° RANH.PINT.AR107 5	53.76
05590301140	TE SIMPLES 90° RANH.PINT.6 (165,1MM)	77.06
05590301160	TE SIMPLES 90° RANH.PINT.AR107 8	132.15
05590301200	TE SIMPLES 90° RANH.PINT.AR107 10	273.21
05590301300	TE SIMPLES 90° RANH.PINT.AR107 12	468.34

TOMADAS DE CARGA RAN**TOMAD.CARGA C/SAIDA P/SPRINKLER REF.AR13**

05590703032020	TOM.CARGA C/SAID.P/SPRIN.AR13 1X1/2	5.37
05590703032025	TOM.CARGA C/SAID.P/SPRIN.AR13 1X3/4	6.10
05590703040020	TOM.CARGA C/SAID.P/SPRIN.AR13 11/4X1/2	5.80
05590703040025	TOM.CARGA C/SAID.P/SPRIN.AR13 11/4X3/4	5.80
05590703040032	TOM.CARGA C/SAID.P/SPRIN.AR13 11/4X1	5.80
05590703050020	TOM.CARGA C/SAID.P/SPRIN.AR13 11/2X1/2	5.80
05590703050025	TOM.CARGA C/SAID.P/SPRIN.AR13 11/2X3/4	5.80
05590703050032	TOM.CARGA C/SAID.P/SPRIN.AR13 11/2X1	5.80
05590703063020	TOM.CARGA C/SAID.P/SPRIN.AR13 2X1/2	7.13
05590703063025	TOM.CARGA C/SAID.P/SPRIN.AR13 2X3/4	9.13
05590703063032	TOM.CARGA C/SAID.P/SPRIN.AR13 2X1	8.44
05590703075020	TOM.CARGA C/SAID.P/SPRIN.AR13 21/2X1/2	7.13
05590703075025	TOM.CARGA C/SAID.P/SPRIN.AR13 21/2X3/4	7.13
05590703075032	TOM.CARGA C/SAID.P/SPRIN.AR13 21/2X1	7.13

TOMADAS CARGA C/SAIDA RANHUR.REF.AR15

05590702063040	TOMADA CARGA C/SAIDA RANH.AR15 2X11/4	13.19
05590702063050	TOMADA CARGA C/SAIDA RANH.AR15 2X11/2	13.19
05590702075040	TOMADA CARGA C/SAID.RANH.AR15 21/2X11/4	14.93



05590702075050	TOMADA CARGA C/SAID.RANH.AR15 21/2X11/2	14.93
05590702090032	TOMADA CARGA C/SAID.RANH.AR15 3X1	21.85
05590702090040	TOMADA CARGA C/SAID.RANH.AR15 3X11/4	14.93
05590702090050	TOMADA CARGA C/SAID.RANH.AR15 3X11/2	14.93
05590702090063	TOMADA CARGA C/SAID.RANH.AR15 3X2	14.93
05590702110032	TOMADA CARGA C/SAID.RANH.AR15 4X1	26.30
05590702110040	TOMADA CARGA C/SAID.RANH.AR15 4X11/4	20.09
05590702110050	TOMADA CARGA C/SAID.RANH.AR15 4X11/2	20.09
05590702110063	TOMADA CARGA C/SAID.RANH.AR15 4X2	20.09
05590702110075	TOMADA CARGA C/SAID.RANH.AR15 4X21/2	23.51
05590702110090	TOMADA CARGA C/SAID.RANH.AR15 4X3	24.98
05590702125020	TOMADA CARGA C/SAID.RANH.AR15 5X1/2	24.44
05590702125063	TOMADA CARGA C/SAID.RANH.AR15 5X2	26.03
05590702125075	TOMADA CARGA C/SAID.RANH.AR15 5X21/2	27.77
05590702125090	TOMADA CARGA C/SAID.RANH.AR15 5X3	33.20
05590702140040	TOMADA CARGA C/SAID.RANH.AR15 6X11/4	36.33
05590702140050	TOMADA CARGA C/SAID.RANH.AR15 6X11/2	33.22
05590702140063	TOMADA CARGA C/SAID.RANH.AR15 6X2	43.44
05590702140075	TOMADA CARGA C/SAID.RANH.AR15 6X21/2	47.18
05590702140090	TOMADA CARGA C/SAID.RANH.AR15 6X3	35.45
05590702140110	TOMADA CARGA C/SAID.RANH.AR15 6X4	41.58
05590702160063	TOMADA CARGA C/SAID.RANH.AR15 8X2	41.93

TOMADAS CARGA C/SAIDA ROSCADA REF.AR16

05590701063020	TOMADA CARGA C/SAIDA ROSC.AR16 2X1/2	20.90
05590701063025	TOMADA CARGA C/SAIDA ROSC.AR16 2X3/4	20.90
05590701063032	TOMADA CARGA C/SAIDA ROSC.AR16 2X1	17.04
05590701063040	TOMADA CARGA C/SAIDA ROSC.AR16 2X11/4	12.48
05590701063075	TOMADA CARGA C/SAIDA ROSC.AR16 2X11/2	13.05
05590701075020	TOMADA CARGA C/SAID.ROSC.AR16 21/2X1/2	23.54
05590701075025	TOMADA CARGA C/SAID.ROSC.AR16 21/2X3/4	23.55
05590701075032	TOMADA CARGA C/SAID.ROSC.AR16 21/2X1	19.16
05590701075040	TOMADA CARGA C/SAID.ROSC.AR16 21/2X11/4	13.95
05590701075050	TOMADA CARGA C/SAID.ROSC.AR16 21/2X11/2	13.95
05590701090020	TOMADA CARGA C/SAID.ROSC.AR16 3X1/2	13.95
05590701090025	TOMADA CARGA C/SAID.ROSC.AR16 3X3/4	13.95
05590701090032	TOMADA CARGA C/SAID.ROSC.AR16 3X1	15.20
05590701090040	TOMADA CARGA C/SAID.ROSC.AR16 3X11/4	13.95
05590701090050	TOMADA CARGA C/SAID.ROSC.AR16 3X11/2	13.95
05590701090063	TOMADA CARGA C/SAID.ROSC.AR16 3X2	15.77
05590701110020	TOMADA CARGA C/SAID.ROSC.AR16 4X1/2	16.96
05590701110025	TOMADA CARGA C/SAID.ROSC.AR16 4X3/4	16.96
05590701110032	TOMADA CARGA C/SAID.ROSC.AR16 4X1	30.69
05590701110040	TOMADA CARGA C/SAID.ROSC.AR16 4X11/4	16.96
05590701110050	TOMADA CARGA C/SAID.ROSC.AR16 4X11/2	16.96
05590701110063	TOMADA CARGA C/SAID.ROSC.AR16 4X2	20.18
05590701110075	TOMADA CARGA C/SAID.ROSC.AR16 4X21/2	21.07
05590701110090	TOMADA CARGA C/SAID.ROSC.AR16 4X3	24.14
05590701125040	TOMADA CARGA C/SAID.ROSC.AR16 5X11/4	21.70
05590701125050	TOMADA CARGA C/SAID.ROSC.AR16 5X11/2	22.40
05590701125063	TOMADA CARGA C/SAID.ROSC.AR16 5X2	23.72
05590701140040	TOMADA CARGA C/SAID.ROSC.AR16 6X11/4	27.84
05590701140050	TOMADA CARGA C/SAID.ROSC.AR16 6X11/2	27.84
05590701140063	TOMADA CARGA C/SAID.ROSC.AR16 6X2	30.97
05590701140075	TOMADA CARGA C/SAID.ROSC.AR16 6X21/2	31.05
05590701140090	TOMADA CARGA C/SAID.ROSC.AR16 6X3	33.27
05590701140110	TOMADA CARGA C/SAID.ROSC.AR16 6X4	39.63

TUBOS FERRO PRETO PI**TUBOS FERRO GALV. PINTADO RANHURADO**

05590002032	TUBO F.GALV.PINTAD.RANHUR.1 - 33.4MM	10.96
-------------	--------------------------------------	-------



+351 244 800 160
+351 244 802 323



geral@canalcentro.pt
info@canalcentro.pt



R. do Bailadouro s/nº,
2410-211 Pousos

 **canalcentro**

05590002040	TUBO F.GALV.PINTAD.RANHUR.11/4 - 42.4MM	13.95
05590002050	TUBO F.GALV.PINTAD.RANHUR.11/2 - 48.3MM	16.18
05590002063	TUBO F.GALV.PINTAD.RANHUR.2 - 60.3MM	22.34
05590002075	TUBO F.GALV.PINTAD.RANHUR.21/2 - 76.1MM	28.84
05590002090	TUBO F.GALV.PINTAD.RANHUR.3 - 88.9MM	37.13
05590002110	TUBO F.GALV.PINTAD.RANHUR.4 - 114.3MM	54.25
05590002125	TUBO F.GALV.PINTAD.RANHUR.5 - 139.7MM	72.88
05590002140	TUBO F.GALV.PINTAD.RANHUR.6 - 165.0MM	86.76

TUBOS FERRO PRETO PINTADO RANHURADO

05590001032	TUBO F.PRT.PINTAD.RANHUR.1 - 33.4MM	8.26
05590001040	TUBO F.PRT.PINTAD.RANHUR.11/4 -42.4MM	10.49
05590001050	TUBO F.PRT.PINTAD.RANHUR.11/2 -48.3MM	12.04
05590001063	TUBO F.PRT.PINTAD.RANHUR.2 -60.3MM	16.76
05590001075	TUBO F.PRT.PINTAD.RANHUR.21/2 -76.1MM	21.62
05590001090	TUBO F.PRT.PINTAD.RANHUR.3 -88.9MM	27.85
05590001110	TUBO F.PRT.PINTAD.RANHUR.4 -114.3MM	40.84
05590001125	TUBO F.PRT.PINTAD.RANHUR.5 -139.7MM	55.13
05590001140	TUBO F.PRT.PINTAD.RANHUR.6 - 165.0MM	65.79
055900012191	TUBO FERRO PRETO PINTAD.RANHUR.8	SobConsulta
055900012200	TUBO FERRO PRETO PINTAD.RANHUR.10	SobConsulta

UNIOES RANHURADAS E**UNIOES RANH.PINTAD.FLEX.1PARAF.REF.ST007**

05590101040	UNIAO FLEX.RANH.PINT.1 PARAF.ST007 11/4	SobConsulta
05590101063	UNIAO FLEX.RANH.PINT.1 PARAF.ST007 2	SobConsulta

UNIOES RANH.PINTAD.FLEX.2PARAF.REF.AR12

05590102032	UNIAO FLEX.RANH.PINT.2 PARAF.AR12 1	6.03
05590102040	UNIAO FLEX.RANH.PINT.2 PARAF.AR12 11/4	6.60
05590102050	UNIAO FLEX.RANH.PINT.2 PARAF.AR12 11/2	8.82
05590102063	UNIAO FLEX.RANH.PINT.2 PARAF.AR12 2	7.56
05590102075	UNIAO FLEX.RANH.PINT.2 PARAF.AR12 21/2	9.91
05590102090	UNIAO FLEX.RANH.PINT.2 PARAF.AR12 3	11.18
05590102110	UNIAO FLEX.RANH.PINT.2 PARAF.AR12 4	16.24
05590102125	UNIAO FLEX.RANH.PINT.2 PARAF.AR12 5	20.70
05590102140	UNIAO FLEX.RANH.PINT.2 PARAF.6 (165,1MM)	26.46
05590102160	UNIAO FLEX.RANH.PINT.2 PARAF.AR12 8	58.61
05590102200	UNIAO FLEX.RANH.PINT.2 PARAF.AR12 10	70.74
05590102300	UNIAO FLEX.RANH.PINT.2 PARAF.AR12 12	122.94

UNIOES RANHUR.PINTAD.RED.INTER.REF.AR25

05590103063050	UNIAO RED.INT.RANH.PINT.AR25 2X11/2	28.50
05590103075050	UNIAO RED.INT.RANH.PINT.AR25 21/2X11/2	17.10
05590103075063	UNIAO RED.INT.RANH.PINT.AR25 21/2X2	18.38
05590103090063	UNIAO RED.INT.RANH.PINT.AR25 3X2	27.75
05590103090075	UNIAO RED.INT.RANH.PINT.AR25 3X21/2	27.75
05590103110063	UNIAO RED.INT.RANH.PINT.AR25 4X2	45.31
05590103110075	UNIAO RED.INT.RANH.PINT.AR25 4X21/2	41.61
05590103110090	UNIAO RED.INT.RANH.PINT.AR25 4X3	38.58
05590103125110	UNIAO RED.INT.RANH.PINT.AR25 5X4	46.38
05590103140090	UNIAO RED.INT.RANH.PINT.AR25 6X3	76.17
05590103140110	UNIAO RED.INT.RANH.PINT.AR25 6X4	76.17
05590103160140	UNIAO RED.INT.RANH.PINT.AR25 8X6	119.59

VALVULAS P/INCENDIO**VALVULAS CUNHA FUSO ASCENDENTE**

055908100250	VALVULA CUNHA FUSO ASC.OF300F DN250	SobConsulta
055908100300	VALVULA CUNHA FUSO ASC.OF300F DN300	SobConsulta

VALVULAS RANHURADAS ST120

05590802075	VALV.BORB.RANH.C/VOLANTE ST120 21/2	238.90
05590802090	VALV.BORB.RANH.C/VOLANTE ST120 3	257.20
05590802110	VALV.BORB.RANH.C/VOLANTE ST120 4	279.16



VALVULAS RANHURADAS ST130

05590801063	VALV.BORB.RANH.ALAVANCA ST130 2	127.06
05590801075	VALV.BORB.RANH.ALAVANCA ST130 21/2	149.78
05590801090	VALV.BORB.RANH.ALAVANCA ST130 3	168.06
05590801110	VALV.BORB.RANH.ALAVANCA ST130 4	194.42
05590801125	VALV.BORB.RANH.ALAVANCA ST130 5	262.09
05590801140	VALV.BORB.RANH.ALAVANCA 6 (165,1MM)	325.01

VALVULAS RANHURADAS ST220

05590803075	VALV.BORB.ENTALAR C/VOLANTE ST220 21/2	213.96
05590803110	VALV.BORB.ENTALAR C/VOLANTE ST220 4	252.41
05590803150	VALV.BORB.ENTALAR C/VOLANTE ST220 6	333.74

VALVULAS RANHURDS C/SWITCH

05590806100	VALVULA RANHU.C/SWITCH VOL.200 PSI DN100	SobConsulta
-------------	--	-------------

VALVULAS RETENÇÃO CHARNEIRA

05590815100	VALVULA RETENÇÃO DE CHARNEIRA RANH.DN100	175.12
-------------	--	--------



SISTEMAS DE REGA E JARDINAGEM

42 Equipamentos para tratamento de águas e piscinas

49 Sistemas de Rega e Jardinagem

6



+351 244 800 160
+351 244 802 323



geral@canalcentro.pt
info@canalcentro.pt



R. do Bailadouro s/nº,
2410-211 Pousos

 **canalcentro**

06 MAT. P/REGA, JARDINAGEM E TRATAM. AGUAS**EQUIPAM.P/TRATAMENTO DE AGUAS / PIS****ACESSORIOS VARIADOS****ACESSORIOS VARIADOS P/FILTROS**

06420601001	RECARGA POLIF.P/FIL.ANT-CAL.10/20 1,5KG	22.80
06420601003K	CHAVE TIPO K P/FILTRO MASTER	5.94
06420601003U	CHAVE TIPO U P/FILTRO 2P/3P	4.32
06420601004	TUBO DIFUSOR CADETE 4	2.00
06420601005	TUBO DIFUSOR JUNIOR 7	2.91
06420601006	TUBO DIFUSOR SENIOR 10	3.13
06420601007	SUP.MURAL P/FILTRO SIMPLES	3.96
06420601008	SUP.MURAL P/FILTRO DUPLEX	5.61
06420601009	TUBO DIFUSOR 5 MEDIUM	2.16
06420601011	VASO MEDIUM	7.31
06420601012	VASO SENIOR	8.31
06420601013	PORCA ROSC.FILTRO 3P AB	5.07
06420601014	VASO MASTER 3P 20	44.74
064206010141	VASO MASTER 3P - SERIE K	53.35
06420601015	ORING P/FILTRO 3P	0.65
06420601016	CABEÇA 3P BFO 1" SX-AB	13.17
06420601017	ORING PARA FILTRO MIGNON	0.43

DEPOSITOS PLASTICOS**DEPOSITOS AGUA VERTICAL AZUL CLARO PUFFO**

064216043500	DEPOSITO VERTICAL 3500LT AZUL TV3500E	722.22
064216047500	DEPOSITO VERTICAL PUFFO 7500LT AZUL CLAR	1388.6

DEPOSITOS AQUA BLOCK HORIZONTAL AZUL

064216010750	DEPOSITO AQUA BLOCK HORIZ.AZUL 750L	SobConsulta
064216011000	DEPOSITO AQUA BLOCK HORIZ.AZUL 1000L	323.90
064216012000	DEPOSITO AQUA BLOCK HORIZ.AZUL 2000L	736.90
064216013000	DEPOSITO AQUA BLOCK HORIZ.AZUL 3000L	948.30

DEPOSITOS AQUA BLOCK VERTICAL AZUL

064216020750	DEPOSITO AQUA BLOCK VERTICAL AZUL 750L	198.69
064216021000	DEPOSITO AQUA BLOCK VERTICAL 1000L	280.00

DEPOSITOS POLIETILENO VERTICAL

064216030115	DEPOSITO POLIET.VERTICAL TV 115 LT	95.00
064216030350	DEPOSITO POLIET.VERTICAL 350 LT	146.67
06421603H2000	RESERVATORIO POLIET. HORIZ.2000LT	SobConsulta

KITS P/DEPOSITOS AQUA BLOCK

06421610001	KIT A P/DEPOSITO COD.969753	SobConsulta
06421610002	KIT B P/DEPOSITO COD.802972	SobConsulta

DESCALCIFICADORES DE**DESCALCIFICADORES AGUA "COMAP"**

064208020011	4204052776 DESCALCIFICADOR 30 LT WS1	SobConsulta
064208020011B30	4201058261 DESCAL.BI-BLOC 30 LT WS1	SobConsulta
064208020012	1001060001 SACO 25KG SAL DESCALCIF.	SobConsulta
064208020013	4101019064 KIT ANÁLISE DUREZA PALHAS	SobConsulta
064208020014	1611010005 FILTRO SENIOR 3P AFO 3/4	SobConsulta
064208020015	1719009426 ELEM. FILT. FA-10SX 25MCR	SobConsulta
06420802BPERGO	VALVULA BY PASS DESCALCIFICADOR ERGO	50.91
06420802ERGO25	DESCALCIFICADOR VOL ERGO 25 UF LCD 3/4	636.42
06420802ERGO38	DESCALCIFICADOR VOL ERGO 38 UF LCD 3/4	785.00
06420802WS1	PACK DESCALCIFIC. VOLUM. MONOB 30LT WS1	761.42
06420802WS1B30	PACK DESCALCIFIC. VOLUM.BI-BLOC 30LT WS1	750.00

DESCALCIFICADORES AGUA "MHD"

06420801001	DESCALCIFICADOR MHD	81.74
-------------	---------------------	-------

DOSEADORES VARIADOS**DOSEADORES POLIFOSFATOS "ANTI-CALCARIO"**+351 244 800 160
+351 244 802 323geral@canalcentro.pt
info@canalcentro.ptR. do Bailadouro s/nº,
2410-211 Pousos

06420701001	FILTRO DOSEADOR DOSAL ANTI-CAL.MAQ.LAV	13.17
-------------	--	-------

ELEMENTOS FILTRANTES**ELEMENTOS FILTR.P/COPOS DE AGUA REF.CA**

06420501001	ELEMENTO FILTRANTE CA-4SX 25MCRNS	8.64
06420501002	ELEMENTO FILTRANTE CA-5	8.20
06420501003	ELEMENTO FILTRANTE CA-7	9.18
06420501004	ELEMENTO FILTRANTE CA-10	11.01
06420501005	ELEMENTO FILTRANTE CA-20	22.90

ELEMENTOS FILTR.P/COPOS DE AGUA REF.FA

06420502001	ELEMENTO FILTRANTE FA-4	2.70
06420502002	ELEMENTO FILTRANTE FA-5	2.70
06420502003	ELEMENTO FILTRANTE FA-7	2.92
06420502004	ELEMENTO FILTRANTE FA-10	3.81
06420502005	ELEMENTO FILTRANTE MIG.FA SX 25MCR	3.48
06420502006	ELEMENTO FILTRANTE FA-20 SX 25MCR	7.24
06420502007	ELEMENTO FILTRANTE FA-20 SX 10MCR	8.42

ELEMENTOS FILTR.P/COPOS DE AGUA REF.GA

06420507002	ELEMENTO FILTRANTE GA-5	20.84
-------------	-------------------------	-------

ELEMENTOS FILTR.P/COPOS DE AGUA REF.HA

06420504004	ELEMENTO FILTRANTE HA-10	18.79
-------------	--------------------------	-------

ELEMENTOS FILTR.P/COPOS DE AGUA REF.RA

06420503001	ELEMENTO FILTRANTE RA-C 4	20.05
06420503002	ELEMENTO FILTRANTE RA-5	30.56
06420503003	ELEMENTO FILTRANTE RA-7	37.04
06420503004	ELEMENTO FILTRANTE RA-10	46.33
06420503005	ELEMENTO FILTRANTE RA-20	72.68

ELEMENTOS FILTR.P/COPOS DE AGUA REF.RL

06420505001	ELEMENTO FILTRANTE RL-4 MC	5.88
06420505002	ELEMENTO FILTRANTE RL 5	6.37
06420505003	ELEMENTO FILTRANTE RL-7	7.77
06420505004	ELEMENTO FILTRANTE RL-10	8.97
064205050040	ELEMENTO FILTRANTE RL-10 - CX	8.86
06420505005	ELEMENTO FILTRANTE RL-20	18.68
064205050050	ELEMENTO FILTRANTE RL-20 CX	18.68
06420505006	ELEMENTO FILTRANTE RL 5" MIGNON	6.37

ELEMENTOS FILTR.P/COPOS DE AGUA REF.TS

06420506001	ELEMENTO FILTRANTE TS-10 SX 50MCR	12.42
-------------	-----------------------------------	-------

EQUIPAMENTOS DE PISC**EQUIPAM. DE PISCINAS - LIMPEZA**

06421201029	LIMPA FUNDOS FLEXIVEL YES 82077	22.15
06421201035	KIT LIMPEZA C/TESTE CLORO E PH YES 82028	36.40
06421201053	HASTE EXTENSIVEL ATE 3,6MT YES 82753	24.44
06421201058	MANGUEIRA AUTOFLUT.8 MTS 11/2 YES 810695	40.60
06421201100	APANHA FOLHAS PLANO REFORCADO YES 82001	10.31
06421201203	560035CLORADOR FLUTUANTE YES P/PASTILHAS	4.58
064212013023030411	3023030411 BOMBA PISCINA PPG 0.37KW MON.	378.00
064212013023030415	3023030415 BOMBA PISCINA PPG 0.75KW MON.	422.00
06421201505989	LIMPA FUNDOS FLEXIVEL C/ESCOVA 505989	19.98
06421201505996	ESTOJO ANALISADOR OTO PHENOL	4.18
06421201506172	CONJUNTO LIMPEZA ECO 506172	25.98
06421201511074	BOMBA PISCINA 1CV MONOFASICA 511074	199.98
06421201511091	MANGUEIRA FLUTUANTE 9M-38M 511091	21.98
06421201511092	APANHA FOLHAS SUPERFICIE ECO 511092	2.18
06421201511093	APANHA FOLHAS DE FUNDO ECO 511093	3.78
06421201511094	BARRA DE MANOBRA 2 X 2.40M X08M 511094	15.98
06421201511095	BARRA DE MANOBRA 2 X 1.80M X08M 511095	13.98
06421201511096	ESCOVA RETANGULAR 511096	4.80
06421201511097	ESCOVA LIMPA PAREDE 511097	3.38



+351 244 800 160
+351 244 802 323



geral@canalcentro.pt
info@canalcentro.pt



R. do Bailadouro s/nº,
2410-211 Pousos



EQUIPAM. TRAT.AGUA PISCINAS

0642120310130	BOMBA DOSEADORA PH KRONOS 10	300.00
0642120310131	BOMBA DOSEADORA PH KRONOS 10	300.00
0642120310199	VALVULA SELETORA 2 C/LIGAÇÃO	172.50
0642120310599	VALVULA SELETORA 11/2 filtro	156.80
0642120312320	PSC CLORADOR DE SAL SMC20 (ATE 100M3)	1064.0

EQUIPAMENTOS PARA PI**BOMBAS TRADICIONAIS**

0642102012	BOMBA PISCINA TRADICIONAL PPG 16 T	420.00
------------	------------------------------------	--------

CASCATAS PARA PISCINA

0642101001	CASCATA DE PAREDE C/1200MM COM LED	850.00
0642101002	TELECOMANDO P/LED DE CASCATA DE PISCINA	150.00

EQUIPAMENTOS DE PISCINAS

06421001001	SKIMER 15LT LONGO TAMPA QUAD.00252	109.61
06421001002	BICO ORIENTAVEL SAIDA 17MM ABS	3.75
06421001003	BICO ORIENTAVEL SAIDA 23MM ABS	3.75
06421001004	RALO DE FUNDO SAIDA 2" 01467	22.16
06421001005	PROJECTOR C/NICHO S/CABO 07838	97.19
06421001006	BOCA DE IMPULSAO 24413	5.13
06421001007	BOCA DE ASPIRAÇÃO 24415	5.13
06421001008	BOCA DE FUNDO ASP/IMPULSAO CAU	13.00
0642100101	SKIMER 15LT STANDARD TAMPA QUAD.00250	67.67
06421001010	TRANSFORMADOR IP65 800 VA 35386	SobConsulta
06421001011	PRODUTO LIMPEZA 1000C 02431	12.00
06421001012	15001250110002 BOCA IMPULSAO P/LINER	14.10
06421001013	15001270110300 PASSA MUROS ABS 300 LINER	9.90
06421001014	15010260210001 TOMADA ASPIRAÇÃO LINER	19.66

ESCADAS P/PISCINAS

0642100305478	ESCADA MOD.STANDARD 4 DEG.LUXE 05478	SobConsulta
0642100305479	ESCADA MOD.STANDARD 5 DEG.LUXE 05479	SobConsulta

MANGUEIRAS HIDROTUBO P/PISCINAS

06421002032	MANGUEIRA HIDROTUBO P/PISC.32	2.25
06421002040	MANGUEIRA HIDROTUBO P/PISC.40	2.80
06421002050	MANGUEIRA HIDROTUBO P/PISC.50	3.00
06421002063	MANGUEIRA HIDROTUBO P/PISC.63	6.04
06421002075	MANGUEIRA HIDROTUBO P/PISC.75	9.20

FILTROS AUTO-LAVAVEI**ACESSORIOS P/FILTROS AUTO-LAVAVEIS JUDO**

064203102021140	CAMPANA CRISTAL P/FILTRO JPF DN80 REF.2021140	838.20
064203102207266	KIT ASPIRACAO+MALHA 0.1MM REF.2207266-A	764.00

FILTROS AUTO-LAVAVEIS JUDO PROFI-PLUS

06420301032	FILTRO AUTO-LAV.JUDO PROFI-PLUS JPF 1	523.70
06420301040	FILTRO AUTO-LAV.JUDO PROFI-PLUS JPF 11/4	572.90
06420301063	FILTRO AUTO-LAV.JUDO PROFI-PLUS JPF 2	1021.2
06420301065	FILTRO AUTO-LAV.JUDO PROFI-PLUS JPF DN65	1876.5
06420301080	FILTRO AUTO-LAV.JUDO PROFI-PLUS JPF DN80	3003.6
06420301100	FILTRO AUTO-LAV.JUDO PROFI-PLUS JPF DN100	3337.8

FILTROS AUTO-LAVAVEIS JUDO SPEEDY LONG

06420306032	FILTRO AUTO-LAV.JUDO SPEEDY JSY-LF 1	244.70
06420306040	FILTRO AUTO-LAV.JUDO SPEEDY JSY-LF 11/4	292.40
06420306050	FILTRO AUTO-LAV.JUDO SPEEDY JSY-LF 11/2	677.30
06420306063	FILTRO AUTO-LAV.JUDO SPEEDY JSY-LF 2	786.30

FILTROS P/AGUA

06420409040	FILTRO HYDRA M RLH 11/4	77.76
-------------	-------------------------	-------

FILTROS DE COPO P/AGUA "DEPURAL"

06420405001	FILTRO DEPURAL SENIOR B5-10	21.90
-------------	-----------------------------	-------



FILTROS DE COPO P/AGUA "MASTER"

06420401001	FILTRO MASTER 20 K3 CFO 11/2	164.48
06420401002	FILTRO MASTER 20 k4 DFO 2	193.00
06420401005	FILTRO MASTER 3P BFO 1 SX AS	54.86
06420401055	ELEMENTO FILTRANTE CA-20	22.89

FILTROS DE COPO P/AGUA "MEDIUM"

06420403001	FILTRO MEDIUM 3P AFO 3/4	18.69
06420403002	FILTRO MEDIUM 3P BFO 1	19.55
06420403003	FILTRO MEDIUM DUPLEX 3P AFO 3/4	45.14

FILTROS DE COPO P/AGUA "MIGNON"

06420404001	FILTRO MIGNON S-3P 1/2 MFO-AS	11.66
06420404002	FILTRO MIGNON L-3P 1/2 MFO-AS	11.66

FILTROS DE COPO P/AGUA "SENIOR"

06420402001	FILTRO SENIOR 3P AFO 3/4	20.42
06420402002	FILTRO SENIOR 3P BFO 1	21.17
06420402003	FILTRO SENIOR DUPLEX 3P AFO 3/4	47.74

**FOSSAS SEPTICAS P/ES****FOSSAS SEPTICAS P/ESGOTOS**

064214011000	FOSSA SEPTICA P/ESGOTO 1000 LT	789.13
064214011500	FOSSA SEPTICA P/ESGOTO 1500 LT	1057.0
064214012000	FOSSA SEPTICA P/ESGOTO 2000 LT	1166.5
064214013000	FOSSA SEPTICA P/ESGOTO 3000 LT	1397.9

MANGUEIRAS**MANGUEIRA TENEFLET AMARELA**

06423002076A	MANGUEIRA TENEFLET AMARELA 76MM-3	3.32
--------------	-----------------------------------	------

MANGUEIRAS HELISPRING

06423001050	MANGUEIRA HELISPRING 50	3.99
-------------	-------------------------	------

OSMOSE INVERSA / ULT**OSMOSE INVERSA**

064209010001	1114000001 MEMBRANA OSMOSE INVERSA	55.00
064209011312	1758001312 FILTRO CARVAO GAC P/OSMOSE	10.24
064209013FOI	1705000023 PACK 3 FILTROS OSMOSE INVERSA	11.00
06420901EUR50	KIT OSMOSE INVERSA EUR-50	175.00
06420901ROTOP	OSMOSE INVERSA COMPACTA RO-TOP	300.00

PRODUTOS DE PISCINAS**PRD.DE PISC.ANTI-ALGAS E FLOCULANTES YES**

06421103002	ANTIALGAS DUPLA CONCENTRACAO YES 5LT	17.16
06421103007	FLOCULANTE LIQUIDO YES 5LT	26.00
06421103016	DESALGINE C/ANTI-ALGAS 6LT BAYROL	26.39

PRODUTOS DE PISCINA - P. COMPLEMENTARES

06421135005	PURIPOL SUPER 5LT INVERNADOR	SobConsulta
-------------	------------------------------	-------------

PRODUTOS DE PISCINAS - ANALISADORES YES

06421104040	COMPARADOR DE CLORO E PH YES 82010SP	9.24
-------------	--------------------------------------	------

PRODUTOS DE PISCINAS - DESINFETANTES YES

06421102001	CLORO PASTILHAS 200GR YES 5 KG	34.72
06421102002	CLORO GRANULADO 90% YES 5 KG	34.72
06421102004	CLORO 3 ACAO PASTILHAS 200GR YES 5 KG	41.47
06421102005	CLORO 90 5 ACÇOES 5 KG YES	42.52
06421102012	CLORO SHOCK GRANULADO 55% YES 5 KG	43.08

PRODUTOS DE PISCINAS - REGULADORES YES

06421101005	MINORADOR DE PH SOLIDO YES 8 KG	26.98
064211010051	MINORADOR DE PH LIQUIDO YES 20 L	50.40
06421101007	INCREMENTADOR DE PH LIQUIDO YES 20LT	45.82
06421101008	INCREMENTADOR DE PH SOLIDO YES 5 KG	16.12

PRODUTOS DE PISCINAS DESINFETANT.BAYROL

06421132002	INCREMENTADOR PH+ SOLIDO 5 KG BAYROL	17.50
-------------	--------------------------------------	-------



06421132003	MINORADOR DE PH LIQUIDO BAYROL 25KG	62.99
06421132004	MINORADOR PH- SOLIDO 6KG BAYROL	19.60
06421132005	CLORILONG/CLORO PAST.250G 5KG BAYROL	46.25
06421132008	CHORIFIX/CLORO CHOQUE 5KG BAYROL	46.30
06421132010	CLORILONG/CLORO 5 AÇÕES 5KG BAYROL	49.50
06421132012	CHORIFIX X 100/TRICLORO GRAN.5KG BAYROL	46.55

SEPARADORES DE GORDU**MINI SEPARADORES GORDURA TECHNEAU**

06421501GM1E	MINI SEPARADOR GORDURA TECHNEAU GM1E	518.18
--------------	--------------------------------------	--------

SISTEMAS DE REGA E JARDINAGEM**MANGUEIRAS & ACESSOR****ACESSORIOS P/MANGUEIRA DE JARDIM**

06491010133303	JUNÇÃO P/TORNEIRA ENC.RAPIDO 3/4	1.70
06491010133304	JUNÇÃO P/TORNEIRA ENC.RAPIDO 1	2.25
06491010500247	ADAPTADOR TORNEIRA PLASTICO FEMEA 1"	1.95
06491010505421	PISTOLA MANGUEIRA METAL AJUSTAVEL	8.90
06491010505426	ADAPTADOR TORNEIRA PLASTICO FEMEA 3/4"	1.41
06491010505428	ADAPTADOR MANGUEIRA FEMEA 15MM	3.31
06491010505429	ADAPTADOR MANGUEIRA FEMEA 19MM	2.90
06491010505711	PISTOLA MANGUEIRA METAL JACTOS	9.99
06491010509687	UNIAO RAPIDA MANGUEIRA 15MM	2.66
06491010509688	UNIAO RAPIDA MANGUEIRA 19MM	3.31
06491010512482	ADAPTADOR MANGUEIRA AQUASTOP 1/2	3.00
06491010512490	ADAPTADOR MANGUEIRA AQUASTOP 3/4	3.00

MANGUEIRA JARDIM MOD.TRICO 2000

06491001015025	MANGUEIRA JARDIM TRI.AZUL 15X25MT C/KIT	29.02
06491001019025	MANGUEIRA JARDIM TRI.AZUL 19X25MT C/KIT	42.81

MANGUEIRA MOD.JARDIM

06491002015025	MANGUEIRA JARDIM VERDE 15X25MT C/KIT	20.64
06491002019025	MANGUEIRA JARDIM VERDE 19X25MT C/KIT	29.19

MANGUEIRAS AQUAFLEX

06491006053	MANGUEIRA AQUAFLEX 53 MM	6.50
-------------	--------------------------	------

MANGUEIRAS AR COMP.CRISTAL

0649100508	MANGUEIRA AR COMP.CRISTAL 8 MM	0.78
0649100510	MANGUEIRA AR COMP.CRISTAL 10 MM	0.85

MANGUEIRAS JARDIM VERDE

06491003015015	MANGUEIRA JARDIM VERDE FR2 15X15MT	11.32
06491003015025	MANGUEIRA JARDIM VERDE FR2 15X25MT	18.85
06491003019015	MANGUEIRA JARDIM VERDE FR2 19X15MT	18.44
06491003019025	MANGUEIRA JARDIM VERDE FR2 19X25MT	24.06
06491003250050	MANGUEIRA JARDIM VERDE MUSGO 25X50MT	65.00

MANGUEIRAS SUPERFLAT

06491007150	MANGUEIRA SUPERFLAT AZUL 150	15.88
-------------	------------------------------	-------

TUBOS ESPIRAIS AQUAFLEX VERDE

06491012025	TUBO ESPIRAL AQUAFLEX VERDE 25MM -1/2	2.23
06491012035	TUBO ESPIRAL AQUAFLEX VERDE 35MM -1	3.16
06491012042	TUBO ESPIRAL AQUAFLEX VERDE 42MM -11/2	3.84

TUBOS VINOFLX VERMELHO

06491013040	TUBO VINOFLX 40 MM VERMELHO	4.89
06491013050	TUBO VINOFLX 50 MM VERMELHO	6.75

PROD.P/REGA RAINBIRD**ACESSORIOS RAINBIRD**

0649020901	ADAPT.CURVO RAINBIRD SBE050 1/2	0.40
0649020902	ADAPT.CURVO RAINBIRD SBE075 3/4	0.40
0649020903	ADAPT.DTO RAINBIRD SBA050 1/2	0.30
06490209031	ADAPT.DTO RAINBIRD SBA075 3/4	0.30
0649020904	UNIAO RAIN-BIRD SB-CPLG	0.26



0649020905	TE P/ELECT.1 RAINBIRD MTT-100	2.44
0649020907	ADAPT.T RAIN BIRD SBTEE	0.57
0649020908	CARTUCHO ARAG 100 MESH 1 VERDE	7.70
06490209082	CARTUCHO ARAG 100 MESH 1 1/2 VERDE	12.60
06490209083	CARTUCHO ARAG 100 MESH 2 VERDE	23.30
0649020909	CARTUCHO 100 MESH 3 VERDE	43.00
06490209090	CARTUCHO 100 MESH 11/4 VERDE	13.00
0649020910	JOELHO CANELADO RAIN BIRD BF 22-16	0.28
0649020911	VALVULA CANELADA P/TUBO 16MM	1.60
0649020912	JOELHO ARTICULADO SJ512	2.95
064902094507	ELEMENTE FILTRANTE 100 MALHA 1 1/2 2	5.85
06490209C001	CRUZETA COLECTOR 505892	8.73
06490209C002	CRUZETA MACHO COLECTOR 506802	8.73
06490209J001	JOELHO M/F COLECTOR 505890	5.54
06490209J002	JOELHO M/M COLECTOR 506800	6.48
06490209J005	JOELHO FEMEA ROSC.LOUCA P/COLETOR 505891	7.18
06490209J006	JOELHO MACHO ROSC.LOUCA P/COLETOR 506801	6.23
06490209JM25	JOELHO MACHO C/RED.PLASTICO 1 3/4	1.00
06490209VM20	VALVULA CILIND.FILETADA R.MACHO 20X3/4	1.10
06490209VM25	VALVULA CILIND.FILETADA R.MACHO 25X3/4	1.30
AREJADORES		
0649022001	AREJADOR R.B.MOD.SUNDURST 230V-2CV	8590.0
ASPERSORES EMERG.IMPACTO SERIE MAXI-PAW		
06490206001	ASPERSON RAINBIRD MAXI-PAW 2045	44.49
06490206005	BICO P/ASPERSON 2045-08 MAXI PAW	0.30
ASPERSORES EMERGENTES TURBINA		
06490204007	ASPERS.RAINBIRD 5004 TAMPA PRETA	16.94
06490204008	ASPERS.RAINB.5004 PLUS TAMPA VERDE	18.53
06490204009	VALVULA P/ASP.SAM T.BIRD/5000	9.50
06490204010	ASPERSON RAINBIRD EMERG.REF.3504 C/BICO	15.71
06490204011	ASPERS.RAINBIRD EMERGENTE C/BICO FALCON	65.68
06490204012	ASPERS.RAINBIRD 3504-PC-SAM	21.52
06490204A7005	ASPERSON RAINBIRD SAM SERIE 7005	71.58
06490204A8005	ASPERSON RAINBIRD EMERG.SERIE 8005	89.82
06490204A8005SS	ASPERSON RAINBIRD C.INOX SERIE 8005SS	133.00
06490204A9500E	ASPERSON EAGLE 950 E ACME C/SOLENOIDE	SobConsulta
06490204B8005A	BICO P/ASPERSON 8005 N.22 AMARELO	0.75
06490204B950CE	BICO P/ASPERSON 32 CAST.P/950E EAGLE	9.99
06490204BF16	BICO P/ASP.FALCON N°16 CASTANHO	0.75
ASPERSORES P/REGA AGRICOLA VYR		
06490219040	ASPERSON VYR-144C ALUMIN.11/4 C/BICOS 10	124.00
ASPERSORES RAINBIRD CIRCULARES		
06490205001	ASPERSON RAINBIRD CIRCULAR COMPL.46H	10.13
06490205002	ASPERS.RAINB. MAXIBRID 2045PJ-08	22.02
BICOS P/ASPERSORES		
06490215024	BICO LARANJA N°24 P/ASP.6504/8005 RAINB.	1.16
CABOS ELECTRICOS RAINBIRD		
0649021601	ROL.300MTCABO ELECT. RAINB.1X1.5 SI115/3	192.08
0649021602	CABO ELECTRICO MULTI-CONDUTOR 3/75MTS	83.81
CAIXAS P/VALVULAS SERIE VBA		
064902080001	CAIXA REDONDA 15CM 708 PRETA	7.20
06490208001	CAIXA REDONDA 25CM 910 PRETA	17.10
06490208002	CAIXA RECTANG.48X36 1419 PRETA	40.10
06490208003	CAIXA RECTANG.65X47 1220 PRETA	64.80
06490208006	CAIXA RED.20 CM C/VALV.INT.3/4 VBA17186	37.70
06490208007	CAIXA RECT.P/VALV.SUPER JUMBO VB-SPR-H	221.60
CONECTORES ESTANQUES RAINBIRD		
0649021701	CONECTOR LIGAÇÃO STANDARD DBY	2.80



ELECTROVALVULAS SERIE DV-DVF/PGA E JTV/F

06490203001	ELECTROV.RAINBIRD DV075 3/4	42.98
064902030010	ELECTROV.RAINBIRD DV075 3/4 9 V.	39.06
06490203002	ELECTROV.RAINBIRD DV100 1	34.80
06490203003	ELECTROV.RAINBIRD DV100 1 C/SOLEN.9V	52.75
06490203004	ELECTROV.RAINBIRD PGA-150 F.11/2	81.95
06490203005	ELECTROV.DVF-100 F.1 C/REGUL.RAINBIRD	39.59
06490203006	ELECTROV.RAINBIRD PGA-200 F.2	129.80
06490203007	ELECTROV.RAINBIRD PGA-200-2 C/SOLEN.9 V	183.00
06490203011	ELECTROV.RAINBIRD DV-100 MM 1 ROSCA M	27.64
06490203012	ELECTROV.RAINBIRD PGA-150 F.11/2 9V	110.32
06490203013	VALVULA ELECTROMAGNETICA PGV-101 MMB 1	28.75
06490203209532	SOLENOIDE209532-02 P/VALV.PEB/EFB/PGA	63.99
06490203500256010	RB1201-010 - TE F/F/M 1 RAIN BIRD	7.20
06490203500256015	RB1301-210 - COLECTOR 2 SAIDAS MACHO 1	14.60
06490203500256020	RB1201-210 - COLECTOR 2 SAIDAS FEMEA 1	14.60
06490203500256025	RB1301-310 - COLECTOR 3 SAIDAS MACHO 1	211.80
06490203500256030	RB1201-310 - COLECTOR 3 SAIDAS FEMEA 1	21.80
06490203500256035	RB1301-410 - COLECTOR 4 SAIDAS MACHO 1	29.10
06490203500256040	RB1201-410 - COLECTOR 4 SAIDAS FEMEA 1	27.70
06490203500256060	RB1206-010 - JOELHO F/M 1 RAIN BIRD	6.30
06490203500256085	RB1282-010 CASQUILHO 1 RAIN BIRD	1.90
06490203500350500	KING - CONECTOR DE CABOS RAINBIRD	1.80
06490203505081	SOLENOIDE DE IMPULSO CC 9V	34.79
06490203511294	ELECTROV.S/SOL 2 VIAS 3 NF REF.511294	186.07
0649020385880	SOLENOIDE P/DV-075-100 SOLDV	17.45
06490203J004	ELECTROV.RAINBIRD JTV-100 C/SOLENOIDE24	20.25

**FILTROS PARA JARDIM**

06490218003	FILTRO DE CARTUCHO 1 - 130 MICRON	6.30
06490218004	FILTRO DE CARTUCHO 11/4 - 130 MICRON	12.84
06490218025	FILTRO ARAG 100 MESH 3/4 ARAG075	12.85
06490218032	FILTRO ARAG 100 MESH 1 ARAG100	13.50
06490218040	FILTRO ARAG 120 MESH 11/4 ARAG125	22.40
06490218050	FILTRO ARAG 100 MESH 11/2 ARAG150	28.20
06490218063	FILTRO ARAG 100 MESH 2 ARAG200	24.97
06490218090	FILTRO ARAG 100 MESH 3 ARAG300	164.90

GOTEJADORES AUTOCOMP.CETA E XB-PC

06490214001	509099 GOTEJADOR DESMONT. 2 L/H VERM.	0.38
06490214002	GOTEJADOR AUTOCOMP.CETA 4 L/H PRETO	0.38
06490214003	GOTEJADOR AUTOCOMP.CETA 8 L/H VERDE	0.38
0649021401	GOTEJADOR RAINBIRD XB05PC	0.29
0649021402	GOTEJADOR RAINBIRD XB10PC	0.29
0649021403	GOTEJADOR RAINBIRD XB20PC	0.29
0649021404	GOTEJADOR RAINBIRD XB10-6 SAIDAS	4.51
0649021430	GOTEJADOR REGUL.SHRUBBER-360	0.20

PROGRAMADORES

06490207005	PROG.EASY-RAIN C/VALV.JTV	118.49
06490207008	PROGRAMADOR RAINBIRD HP-6	339.17
06490207009	PROGRAMADOR RAINBIRD HP-8	364.00
06490207010	PROGRAMADOR RAINBIRD HP-12	416.03
064902070100	PROGRAMADOR RAINBIRD WP 1- 9V	105.95
06490207011	PROGRAMADOR RAINBIRD WP- 2 9V	181.76
06490207012	PROGRAMADOR RAINBIRD WP-4 9V	177.12
06490207013	PROGRAMADOR RAINBIRD WP- 6 9V	231.00
06490207015	PROGRAMADOR RAINBIRD IMAGE-4	141.50
064902070151	PROGRAMADOR RAINBIRD IMAGE-2	122.54
06490207018	PROGRAMADOR RAINBIRD IMAGE-6	151.72
06490207019	MOD.EXT.4-EST.P/PROG.SI-RR-PLUS CCM-4	25.45
064902070190	MOD.EXT.6-EST.P/PROG.MODULAR RAINBIRD	74.95



064902070191	PROG.ESP ME 4MODULAR 4-EST.RAINBIRD	234.45
064902070192	MODULO EXTENSÃO 6 EST.P/ESP-ME	89.13
06490207021	CONSOLA DE PROGRAMAÇÃO TBOS K80030	326.87
06490207022	PROGRAMADOR RAIN BIRD P/TORN.WTA-2875	55.16
06490207023	PROGRAMADOR ESP-LX 8 ESTAÇÕES	416.00
064902070234	MODULO EXTENSÃO 4 EST.P/ESP-LX	72.13
06490207024	MODULO EXTENSÃO 8 EST.P/ESP-LX	153.00
064902070240	PROGRAMADOR RAIN BIRD EC-4	85.00
06490207025	PROGRAMADOR RAIN BIRD EC-9	117.91
06490207030	TRANSFOR. P/PROGRAMADOR ITC/IMAGE	26.00
06490207031	TRANSFOR. P/CONTROLADOR 24V RPS	23.00
06490207032	TRANSFOR. P/PROGRAMADOR RZX	60.65
0649020735	PROGRAM.RAINBIRD 4 ESTACOES STP-4	81.81
0649020736	PROGRAM.RAINBIRD 6 ESTACOES STP-6	89.93
0649020737	PROGRAM.RAINBIRD 9 ESTACOES STP-9	99.13
0649020744	PROGRAMADOR K-RAIN RPS46-4 EST.	46.00
0649020746	PROGRAMADOR K-RAIN RPS46-6 EST.	51.00
0649020747	PROGRAMADOR RAINBIRD ESP-LX8 ESTAÇÕES	402.30
0649020748	MODULO ESTENSAO RAINBIRD 8 EST.P/ESP LX	137.06
06490207500104112	ESP-TM2-12 PROGRAMADOR 12 EST. RAIN BIRD	314.00
0649020760	PROGRAMADOR RAINBIRD DIALOG+	805.00
0649020761	DIALOGO 8+PROGRAMADOR 8 EST.C/PVK R	837.20
0649020762	MODULO EXT.8EST.P/PROL.DIALO.C/PVK R	192.22
0649020763	PROGRAMADOR ESP.-RZX 4-I ESTAÇÕES INT.	109.00
0649020765	PROGRAMADOR ESP.-RZX 6-I ESTAÇÕES INT.	122.90
0649020766	PROGRAMADOR ESP.-RZX 8-I ESTAÇÕES INT.	163.98
0649020767	PROGRAMADOR RZX-4 ESTACOES EXTERIOR	123.58
0649020768	PROGRAMADOR RZX-6 ESTACOES EXTERIOR	138.70
0649020769	PROGRAMADOR RZX-8 ESTACOES EXTERIOR	146.00
06490207LS11000	11000 LS - PROGRAMAD.DIGITAL TORN.GALCON	52.50
PROGRAMADORES A PILHAS		
064902112100	MODULO TBOS RADIO+INTERFACE (K81020)	144.27
064902112201	CAIXA COMANDO TBOS II 1 EST.	153.99
064902112202	CAIXA COMANDO TBOS II 2 EST.	181.00
064902112204	CAIXA COMANDO TBOS II 4 EST.	198.00
064902112206	CAIXA COMANDO TBOS II 6 EST.	273.50
064902112299	CAIXA COMANDO 1 EST.RADIO JVRM	244.97
064902112300	SOLE.TBOS9V-P/VAL.DV,PGA,PEB,PESB-LU3100	46.50
064902112900	PILHA ALCALINA 9 VOLTS RAIN BIRD	3.72
064902113000	RCV2 COLECT.RAINBIRD P/2 ELECT.1"	16.70
064902113001	RCV3 COLECT.RAINBIRD P/3 ELECT.1"	24.50
PULVERIZADORES EMERGENTE		
06490202B10H	BICO RAINBIRD 1800 SERIE-10-MPR 10H	2.20
06490202B10Q	BICO RAINBIRD 1800 SERIE-10-MPR 10Q	2.20
06490202B13F	BICO GIRATORIO RN 13-18F RAINBIRD	7.31
06490202B13H	BICO GIRATORIO RN 13-18H RAINBIRD	7.31
06490202B13Q	BICO GIRATORIO RN 13-18Q RAINBIRD	7.31
06490202B15CST	BICO RAINBIRD 15CST1800 RECTANG.	2.73
06490202B15EST	BICO RAINBIRD 15EST 1800 RECTANG.	2.20
06490202B15H	BICO RAINBIRD 1800 SERIE-15-MPR 15H	2.20
06490202B15Q	BICO RAINBIRD 1800 SERIE 15-MPR 15Q	2.20
06490202B15SST	BICO RAINBIRD 15SST 1800 RECTANG.	2.20
06490202B22HSS	BICO RAINBIRD 22H-SS 1800 1/2 CIRCULO	2.20
06490202B5F	BICO RAINBIRD 5F-1800 CIRC.COMP.	2.20
06490202B5H	BICO RAINBIRD 5H-1800 1/2 CIRCULO	2.20
06490202B5HB	BICO RAINBIRD 5H-B 1800 1/2 CIRCULO	2.20
06490202B5Q	BICO RAINBIRD 5Q-1800 1/4 CIRCULO	2.20
06490202B8FFLT	BICO RAINBIRD 8F-FLT 1800 CIRC.COMP.	2.20
06490202B8HFLT	BICO RAINBIRD 8H-FLT 1800 1/2 CIRCULO	2.20



06490202BRVAN14	BICO RAINBIRD SERIE R-VAN 14	9.40
06490202BRVAN1724	BICO RAINBIRD SERIE R-VAN 1724	9.40
06490202BRVAN18	BICO RAINBIRD SERIE R-VAN 18	9.40
06490202BVAN06	BICO RAINBIRD 6VAN-1800 REGULAVEL	2.49
06490202BVAN08	BICO RAINBIRD 8VAN-1800 REGULAVEL	2.49
06490202BVAN10	BICO RAINBIRD 10VAN-1800 REGULAVEL	2.49
06490202BVAN12	BICO RAINBIRD 12VAN-1800 REGULAVEL	2.49
06490202BVAN15	BICO RAINBIRD 15VAN-1800 REGULAVEL	1.50
06490202BVAN18	BICO RAINBIRD 18VAN-1800 REGULAVEL	2.47
06490202C1812	PULV.RAINBIRD 30CM S/BICO 1812	14.33
06490202CS1812	PULV.RAINBIRD 30CM S/BICO 1812/SAM	16.42
06490202P001	PULVERIZ.RAINBIRD 5CM S/BICO 1802	3.32
06490202P002	PULVERIZ.RAINBIRD 10CM S/BICO 1804	3.70
06490202P003	PULVERIZ.RAINBIRD 15CM S/BICO 1806	9.27
06490202PS1804	PULV.RAINB.10CM 1804 SAM C/VALV.ANTI-DRE	6.36

**PULVERIZADORES EMERGENTE SERIE UNI-SPRAY**

06490201001	PULV.RAINB.UNI-SPRAY 215-VAN 5CM	3.64
06490201002	PULV.RAINBIRD UNI-SPRAY 415-VAN 10CM	3.77
06490201003	KIT VALV.SAM P/UNI-SPRAY	2.23

REGULADORES DE PRESSAO

0649021320	REGULADOR PRESSAO PSI-MA-20	15.99
0649021325	REGULADOR PRESSAO PSI-MA-25	15.99
0649021350	REGULADOR PRESSAO PSI-L-30 X	15.99

SENSOR DE PRECIPITACAO

0649021001	PLUVIOM.RAINB.RAIN-CHECK	40.41
0649021002	LPVK-12E KIT-PROTEC.ANTI-RAIO P/HP-RC	156.00
0649021003	PLUVIOMETRO RAINBIRD RSD-BEX	49.98
0649021004	SENSOR HUMIDADE RAINBIRD MS 100	169.00
0649021005	PLUVIOMETRO MINI CLICK 503573	77.80

TOMADAS DE AGUA

0649021201	TOMADA AGUA P33 3/4 PLASTICO	14.69
0649021202	CHAVE P/TOM.AGUA P-33 DK PLASTICO	3.60
0649021203	JOELHO ORIENTAVEL PLAST.3/4X3/4 PSHO	7.85
0649021204	BOCA DE REGA 3/4 BRONZE 3RC	70.00
0649021205	CHAVE PORTA-ASPERS.P/TOMADA 3RC 33DK	76.50
0649021207	TOMADA AGUA 1 C/FECHO AQUA-PRO 5AQP	78.00
0649021208	CHAVE PORTA ASP.AQUA-PRO 1 55AQP	44.00
0649021210	JOELHO GIRATORIO AQUA-PRO 1 AQP2	20.00
0649021211	BOCA REGA C/T.AMAR.C/FECHO 1" 5LRC-BSP	143.00
0649021212	CHAVE P/BOCA REGA 1" 55K-1-BSP	93.91
0649021213	JOELHO GIRATORIO AQUA-PRO 3/4 AQP1	22.00
06490212130	JOELHO GIRATORIO AQUA-PRO 3/4 AP1	22.00
0649021214	ACOPLAMENTO 2 VIAS 3/4" M/F	4.70
0649021215	CHAVE PARA ABERTURA TAMPA 2049	15.89
0649021216	TOMADA AGUA 3/4 AQUA-PRO 3AP	50.00
0649021217	CHAVE PORTA ASP.AQUA-PRO 3/4 33AP	22.00

PRODUTOS AQUAPRO**ACESSORIOS AQUAPRO**

06490305032	CHAVE PORTA ASPERSOR 1 AQUA	20.64
06490305055AP	CHAVE 1 P/TOMADA DE AGUA AQUA PRO 55 AP	44.00
0649030505AP	TOMADA DE AGUA 1 C/FECHO AQUA PRO 5 AP	78.00

ELECTROVALVULAS AQUAPRO

0649030201	ELECT.S.100 C/REG.CAUDAL 1 M AQP-100-RM	24.15
------------	---	-------

FILTROS DISCOS AQUAPRO

06490303063	FILTRO DE DISCOS AQUAPRO 2 - 161100630	148.00
-------------	--	--------

PULVERIZADORES EMERGENTES AQUAPRO

0649030101	PULVERIZ.EMERGENTE REF.AQUAPRO 904	3.57
06490301504758	BICO PULVERIZADOR BUBBLER PCB-25 1/2	5.25



06490301900AA	BICO P/PULV. AJUST.6,8,10,12 E 15 900AA	2.20
06490301900ESP	BICO P/PULV. PAD.ESP.SST,CST,EST 900ESP	1.05
06490301900FIX	BICO P/PULV. GEOM.F.8,10,12 E 15 900FIX	1.05

PRODUTOS E ACESS. P/**CONTROLADORES ELC HUNTER**

0649050104	PROGRAMADOR ELC - 401 4 ESTACOES	51.00
0649050106	PROGRAMADOR ELC - 601 6 ESTACOES	58.00

CONTROLADORES XC HUNTER

0649050202	PROGRAMADOR XC- 201I-E 2EST.TRANSF.EXT.	95.00
0649050204	PROGRAMADOR XC- 401I-E 4 EST.TRANSF.EXT.	109.00
06490502055146	PROGRAMADOR NODE-100 55146	89.55
06490502055147	PROGRAMADOR NODE-100 C/VALV.55147	108.00
06490502055148	PROGRAMADOR NODE-200 55148	130.02
06490502055149	PROGRAMADOR NODE-400 55149	154.00
0649050206	PROGRAMADOR XC- 601I-E 6 EST.TRANSF.EXT.	124.00
0649050208	PROGRAMADOR XC- 801I-E 8 EST.INT.	154.00
06490502080	PROGRAMADOR XC- 801-E 8 EST.(EXTERIOR)	219.00
0649050209	PROGRAMADOR PRO- C 401 EXTERIOR 510199	274.97
0649050210	MODULO PCM-300 3 ESTAÇÕES 505177	70.99
0649050211	LNK-MODULO WIFI (500103900)	149.00

**ELECTROVALV.HUNTER PGV**

06490505550250155	ELECTROVALV.PGV-151-B HUN.11/2 F. MOD.9VDC	106.00
-------------------	--	--------

PULVERIZADORES PSU HUNTER

06490510010	PSU-04 10A PULVERIZADOR C/BICO REG.10 HU	3.50
06490510015	PSU-04 15A PULVERIZADOR C/BICO REG.15 HU	3.50

ROTADORES HUNTER

06490520MP045105	BICO ROTADOR MP CORNER REG.45/105°	8.72
06490520MP1090210	BICO ROTADOR REGUL.MP1000 90-210°	7.38
06490520MP2000360	BICO ROTADOR MP2000 360°	10.98
06490520MP2090210	BICO ROTADOR MP2000 90-210°	10.98
06490520MP3000360	BICO ROTADOR MP3000 360°	10.75
06490520MP3090210	BICO ROTADOR MP3000 90-210°	10.75

TE COLECTOR HUNTER

06490521505887	TE COLECTOR 1°VIA 505887	10.29
06490521505888	TE COLECTOR 2°VIA 505888	20.75
06490521506803	TE COLECTOR 3°VIA 506803	21.08
06490521506805	TE COLECTOR 4°VIA 506808	28.16

PRODUTOS P/REGA LOCA**SISTEMA DE REGA ANTELCO**

0649010302	SPRAY ROTAT.INVERT./ANTELCO SPRAY-INV	0.84
0649010304	ADAPT.1/2 P/MICROASPERSOR ANTELCO	0.43
0649010305	ABRAÇADEIRA P/ TUBO 13-16MM XCL017	0.29
0649010306	PULV.REG.SERI.VARI-JET ESTACA 90° ST-016	0.62
0649010307	BASE DO MICRO SPRAY AZUL (1.0)	0.17
0649010307P	BASE DO MICRO SPRAY PRETA (1.0)	0.17
0649010308	CABEÇA MICRO SPRAY PRETA 90° CAP 90	0.17
0649010309	CABEÇA MICRO SPRAY PRETA 180° CAP 180	0.17
0649010310	CABEÇA MICRO SPRAY PRETA 360° CAP 360	0.17
0649010311	SPRAY ROTAT.BICOS DE 0.9-37L/H 1.0MM	0.69
0649010312	ESTACA PRÉ-MONTADA COM MICRO-SPRAY 360°	1.79
0649010312368	ESTACA PRÉ-MONT.C/300 MM MICROTUBO+UNIAO	1.86
06490103501800326	BF 32 16 - TE CANELADO 16 MM RAIN BIRD	0.37
06490103501800450	C 12 - ESTACA FIXAÇÃO P/TUBO 16MM RAINB	0.45
06490103501810040	JOELHO CANELADO 17MMX1/2 ROSCA MACHO	0.45
06490103501810050	TE CANELADO 17MMX1/2 ROSCA MACHO	0.63

SISTEMA DE REGA RADICULAR

06490104001	RWS-BGX SISTEMA DE REGA RADICULAR	41.53
064901041401072	BROTADOR 1401 TIPO BUBLER 72 L/H	8.06



TUBOS POLIETILENO BAIXA DENSIDADE P/REGA

06490102001	TUBO GOT.MULTIBAR(PRETO)33CM (400MTS)	290.00
06490102002	TUBO FLEXIVEL RAINBIRD C/50 MT SP-100	39.00
064901020020	TUBO FLEXIVEL RAINBIRD C/50 MT PE/SBE-16	31.50
06490102003	FURADOR P/TUBO REGA KATIF	SobConsulta
06490102004	GOTEJADOR BOTAO AUT.3,75LT/H VERMELHO	SobConsulta
06490102005	TUBO GOT.DRIP-LINE(CAST.)33CM (100MTS)	68.00
06490102006	TUBO PEBD C/GOT.INTERL.16X1.2-33CM	0.51
064901020061	TUBO PEB.C/GOT.MULTIBAR 16MMX2.1 50X50	0.51
06490102007	TUBO GOT.DRIP-LINE(CAST.)40CM (100MTS)	97.53
06490102008	TUBO GOT.DRIP-LINE(CAST.)50CM (100MTS)	86.44
06490102009	TAMPAO EMA GPX 4MM JP4	0.23
06490102010	SISTEMA ALAGADOR RAIZES RZWS-36 92 CM	35.00

**SIST.REGA DE JARDIM****ASPERSORES PGP ULTRA**

0649080844564	ASPERSOR 44564 PGP ULTRA	12.02
06490808505460	ASPERSOR 505460 PGJ-04	14.40
06490808506124	ASPERSOR SERIE PLAYGROUND 2 REF.506124	1040.0

ELECTROVALVULAS

06490802CPV2101B	ELECTROVALV.1 ROS.FEM.BSP 24VAC CPV2101B	18.50
------------------	--	-------

ELECTROVALVULAS PGA

06490803032	ELECTROV.PGA 100 1 C/SOLEN.24V	25.00
-------------	--------------------------------	-------

ELECTROVALVULAS PGV

06490804032	ELECTROVALVULA PGV - 100 1	17.09
-------------	----------------------------	-------

PROGRAMADORES P/REGA FLUIDRA

0649080171272	71272 PROGRAMADTORNEIRA BLUETOOTH	72.00
06490801CLC100	PROGRAMADOR PILHAS 1 EST.C/VAL.1 CLC100	85.00
06490801CRC004	PROGRAMADOR ELECT.4 EST.C/TRANSF.CRC004	62.50
06490801CTA075	511449 PROGRAMADTORNEIRA AMICO DIG.1EST.	65.00
06490801CTD075	511451 PROGRAMADTORNEIRA AMICO DIG.2EST.	80.00

SISTEMAS DE REGA CUD**ACESSORIOS DE LIGAÇÃO CUDELL**

06495002500034	500034 TAMPAO CANELADO 16MM - ECO	0.10
06495002501322	501322 MICRO TUBO FLEXIVEL 4X7MM	0.34
06495002503497	503497 TAMPAO 4.5 MM	0.62
06495002504946	504946 ADAPTADOR REDUCAO 3/4X1	0.72
06495002504957	504957 UNIAO 4.5MM	0.10
06495002504958	504958 ADAPTADOR 4.5MM	0.10
06495002504959	504959 ESTACA OTTIMA 360 - 2003034	0.48
06495002504961	504961 TE 4.5MM	0.23
06495002505328	505328 JOELHO 4.5MM	0.22
06495002505486	505486 MICRO VALVULA 4.5MM	0.74

ACESSÓRIOS PARA REGA CUDELL

06495020500140	500140 BICO ROTATOR MP1000 90-210° VERM	12.54
06495020502246	FURADOR 3MM TUBO PET 502246	14.63
06495020504954	CHAVE FURAR REF. 504954	0.90
06495020512654	512654 PLUVIOMETRO REG.ACQUA CLICK	29.98
06495020512814	512814 CORPO PULVERIZADOR PRO-S4	1.78
06495020512858	512858 FILTRO REGUL.PRESSAO PRF 075 BZWY 3/4	15.98

ALAGADORES CUDELL

06495003505134	505134 ALAGADOR ECO JACTOS 0-70 L/H	0.20
06495003505135	505135 ALAGADOR BUBBLER 0-140 L/H	0.22
06495003505566	505566 ALAGADOR REGULAVEL 0-40 L/H	0.28

ASPERSORES CUDELL

06495010506124	506124 ASPERSOR SIME PLAYGROUND	1260.0
06495010512817	512817 ASPERSOR BZW RPS SELECT 3/4 - 04	10.98

BICOS P/ASPERSORES CUDELL

+351 244 800 160
+351 244 802 323



geral@canalcentro.pt
info@canalcentro.pt



R. do Bailadouro s/nº,
2410-211 Pousos

06495011506629	506629 BICO P/ASPERSONO SIME PLAYGROUND	9.99
CHAVES P/TOMADAS SURE QUICK		
06495015505479	CHAVE P/TOMADA SURE QUICK 3/4 BRONZE 505479	14.98
ELECTROVALVULAS SERIE RN		
06495012511702	511702 VALV.ELECTROM.RN-100 FF 1 9V	27.48
GOTEJADORES CUDELL		
06495005509094	509094 GOTEJADOR TURBULENTO 2L/H AZUL	0.12
06495005509095	509095 GOTEJADOR TURBULENTO 4L/H VERDE	0.22
06495005509096	509096 GOTEJADOR TURBULENTO 8L/H VERM.	0.12
PROGRAMADORES CUDELL		
06495008505857	505857 PROGRAMADOR WP1 (KIT JTV-100 9V)	139.43
TOMADAS AGUA SURE QUICK		
06495015505477	TOMADA AGUA SURE QUICK 3/4 BRONZE 505477	29.98
TUBOS GOTA A GOTA BROWN JUNIOR 16MM		
06495001033	TUBO GOTA A GOTA 16MM JUNIOR 33X33 2,1	0.51
06495001040	TUBO GOTA A GOTA 16MM JUNIOR 40X40 2,1	0.46
06495001050	TUBO GOTA A GOTA 16MM JUNIOR 50X50 2,1	0.44
SUPORTES		
SUPORTES P/MANGUEIRA		
06490401001	SUP.MANGUEIRA BR.PEQUENO	4.83
06490401002	SUP.MANGUEIRA BR.GRANDE	5.88
06490401003	SUP.INOX P/MANGUEIRA JARDIM	10.00



FERRAMENTAS PARA PROFISSIONAIS

16 Máquinas, Ferramentas

“ROTHENBERGER”

Máquinas, Ferramentas “TESTO”

20 Máquinas, Ferramentas “REMS”

21 Máquinas, Ferramentas “PECOL”



+351 244 800 160
+351 244 802 323



geral@canalcentro.pt
info@canalcentro.pt



R. do Bailadouro s/nº,
2410-211 Pousos

 **canalcentro**

07 MAQUINAS & FERRAMENTAS DIVERSAS**MAQUINAS & FERRAMENTAS "PECOL"****ALICATES****ALICATES CANALIZADOR IRIMO**

0721011250	ALICATE CANALIZADOR 250MM IRIMO	23.32
------------	---------------------------------	-------

ALICATES CORTE IRIMO

07210112160	ALICATE DE CORTE 160MM IRIMO	16.30
-------------	------------------------------	-------

ALICATES DE CORTE DIAGONAL PECFIX

07210102160	ALICATE CORTE DIAGONAL 160MM PECFIX	4.06
-------------	-------------------------------------	------

ALICATES DE CORTE DIAGONAL VDE PECFIX

07210103160	ALICATE CORTE DIAGONAL VDE 160MM PECFIX	8.12
-------------	---	------

ALICATES EXTENSIVEIS PECFIX

0721010101	ALICATE EXTENSIVEL PECFIX	5.60
------------	---------------------------	------

ALICATES PONTAS DIREITAS IRIMO

07210113200	ALICATES PONTAS DIREITAS 200MM IRIMO	17.92
-------------	--------------------------------------	-------

ALICATES PONTAS DIREITAS PECFIX

07210104200	ALICATES PONTAS DIREITAS 200MM PECFIX	5.32
-------------	---------------------------------------	------

ALICATES PONTAS DIREITAS VDE PECFIX

07210105160	ALICATE PONTAS DIREITAS VDE 160MM PECFIX	7.56
-------------	--	------

ALICATES PRESSAO IRIMO

07210109180	ALICATE PRESSAO 180MM IRIMO	31.70
-------------	-----------------------------	-------

ALICATES TIPO AMERICANO PECFIX

07210106018	ALICATE TIPO AMERICANO 18" PECFIX	9.80
-------------	-----------------------------------	------

07210106024	ALICATE TIPO AMERICANO 24" PECFIX	15.40
-------------	-----------------------------------	-------

07210106036	ALICATE TIPO AMERICANO 36" PECFIX	25.20
-------------	-----------------------------------	-------

ALICATES UNIVERSAIS IRIMO

07210110180	ALICATE UNIVERSAL 180MM IRIMO	17.32
-------------	-------------------------------	-------

ALICATES UNIVERSAIS PECFIX

07210107180	ALICATE UNIVERSAL 180MM PECFIX	4.90
-------------	--------------------------------	------

ALICATES UNIVERSAIS VDE PECFIX

07210108160	ALICATE UNIVERSAL VDE 160MM PECFIX	8.40
-------------	------------------------------------	------

BERBEQUIM E APARAFUS**BATERIAS PECOL**

07212340V2002	BATERIA V20 2AH	51.16
---------------	-----------------	-------

07212340V2004	BATERIA V20 4AH	76.76
---------------	-----------------	-------

BERBEQUIM PECOL

07212301012	BERBEQUIM COMBI V20 BPRO-12 PECOL	198.00
-------------	-----------------------------------	--------

07212301APRO12	BERBEQUIM APARAFUSAR V20 APRO-0 PECOL	68.18
----------------	---------------------------------------	-------

07212301BBQ008	BERBEQUIM ELETRICO 800W BBQ800PRO	62.48
----------------	-----------------------------------	-------

07212301V012	APARAFUSADOR V12 APRO-22 PECOL	132.92
--------------	--------------------------------	--------

CARREGADOR NORMAL PECOL

07212351V20CN	CARREGADOR NORMAL V20 CN	45.46
---------------	--------------------------	-------

CARREGADOR RAPIDO PECOL

07212350V20CR	CARREGADOR RAPIDO V20 CR	97.00
---------------	--------------------------	-------

BOTIJAS OXIGENIO**BOTIJAS OXIGENIO CASTOLIN**

0721190101	BOTIJA OXIGENIO CASTOLIN 400730243	33.98
------------	------------------------------------	-------

BROCAS E DISCOS**BROCAS DE DIAMANTE PECOL**

07210802CB80125	BROCA ENC.CILINDRICO E DIAMANTE 8.0X120	1.76
-----------------	---	------

07210802CD06100	BROCA ENC.CILINDRICO E DIAMANTE 6.0X100	SobConsulta
-----------------	---	-------------

07210802CD08120	BROCA ENC.CILINDRICO E DIAMANTE 8.0X120	1.76
-----------------	---	------

BROCAS SDS PLUS CLASSIC - PECFIX

07210801061150	BROCA SDS PLUS HD5 PREMIUM 6X110 PECFIX	8.52
----------------	---	------



07210801081100	BROCA SDS PLUS HD5 PREMIUM 8X110 PECFIX	10.38
07210801101600	BROCA SDS PLUS HD5 PREMIUM 10X160 PECFIX	13.66
07210801SDS06110	BROCA SDS PLUS CLASSIC 6X110	3.12
07210801SDS06160	BROCA SDS PLUS CLASSIC 6X160	3.24
07210801SDS08110	BROCA SDS PLUS CLASSIC 8X110	10.60
07210801SDS08160	BROCA SDS PLUS CLASSIC 8X160	3.86
DISCO DE CORTE		
07210852IC115	DISCO CORTE FINO INOX CLASSIC 115X1.0	0.76
07210852IS125	DISCO CORTE FINO INOX SPECIAL 125X1.0	1.06
DISCO DIAMANTADOS		
07210851GO115	DISCO DIAMANTADO GO ECO 115	3.10
07210851TC115	DISCO DIAMANTADO TURBO CERAMICO ECO 115	10.86
07210851TE115	DISCO DIAMANTADO TURBO ECO 115	3.90
BUSCAPOLOS		
BUSCAPOLOS PECFIX		
07210601190	BUSCAPOLOS 190MM PECFIX	1.40
CHAVES		
CHAVES EM T C/BOLA IRIMO		
0721020805150	CHAVE EM T C/BOLA 5X150MM IRIMO	12.20
0721020806200	CHAVE EM T C/BOLA 6X200MM IRIMO	17.70
CHAVES FENDAS PECFIX		
07210201075	CHAVE FENDA 3,0X0,5X75MM PECFIX	1.57
07210201125	CHAVE FENDA 5,5X1,0X125MM PECFIX	1.96
07210201150	CHAVE FENDA 8,0X1,2X150MM PECFIX	2.66
CHAVES FENDAS VDE PECFIX		
07210202075	CHAVE FENDA VDE 1000V 3X75MM PECFIX	1.75
07210202100	CHAVE FENDA VDE 1000V 4X100MM PECFIX	1.89
07210202125	CHAVE FENDA VDE 1000V 5.25X125MM PECFIX	2.59
07210202150	CHAVE FENDA VDE 1000V 6.5X150MM PECFIX	2.80
07210202438	CHAVE STILLSON ALUMINIO 14" IRIMO	59.24
07210202646	CHAVE STILLSON ALUMINIO 10" IRIMO	44.60
07210202649	CHAVE STILLSON ALUMINIO 36" IRIMO	227.32
07210202901	BLISTER 6 BITS CHAVES PECFIX	5.36
07210202920	CONJUNTO 32 BITS PECFIX	13.00
CHAVES IMPACTO CIPRO		
072102090006	CHAVE IMPACTO 1/2 V20 CIPRO-0 PECOL	139.22
CHAVES INGLESAS PECFIX		
07210203140	CHAVE INGLESA 6 IRIMO	16.22
07210203150	CHAVE INGLESA 150MM PECFIX	5.60
07210203200	CHAVE INGLESA 200MM PECFIX	7.00
07210203300	CHAVE INGLESA 300MM PECFIX	12.32
07210203315	CHAVE INGLESA 10 IRIMO	21.16
CHAVES PHILIPS PECFIX		
07210204075	CHAVE PHILIPS 0X75MM PECFIX	1.40
07210204080	CHAVE PHILIPS 0X80MM PECFIX	1.82
07210204100	CHAVE PHILIPS 2X100MM PECFIX	1.96
07210204125	CHAVE PHILIPS 3X125MM PECFIX	2.66
CHAVES PHILIPS VDE PECFIX		
07210205075	CHAVE PHILIPS VDE PH0X75MM PECFIX	1.75
07210205080	CHAVE PHILIPS VDE PH1X80MM PECFIX	2.24
07210205100	CHAVE PHILIPS VDE PH2X100MM PECFIX	2.66
CHAVES POZIDRIVE PECFIX		
07210206075	CHAVE POZIDRIVE 0X75MM PECFIX	1.40
07210206080	CHAVE POZIDRIVE 1X80MM PECFIX	1.82
07210206150	CHAVE POZIDRIVE2X150MM PECFIX	2.24
072102063150	CHAVE POZIDRIVE3X150MM PECFIX	2.66
CHAVES SEXTAVADA PECFIX		



0721020702	CHAVE SEXTAVADA 2 MM PECFIX	1.68
07210207025	CHAVE SEXTAVADA 2.5 MM PECFIX	1.96
0721020703	CHAVE SEXTAVADA 3 MM PECFIX	2.10
0721020704	CHAVE SEXTAVADA 4 MM PECFIX	2.38
0721020705	CHAVE SEXTAVADA 5 MM PECFIX	2.52
0721020706	CHAVE SEXTAVADA 6 MM PECFIX	2.66
0721020708	CHAVE SEXTAVADA 8 MM PECFIX	2.80
0721020710	CHAVE SEXTAVADA 10 MM PECFIX	3.36

CONJUNTOS CHAVES**CONJUNTO 6 CHAVES PECFIX**

0721030101	CONJUNTO 6 CHAVES FENDA + PH VDE PECFIX	12.60
0721030102	CONJUNTO 6 CHAVES FENDA PECFIX	8.40
0721030103	CONJUNTO 6 CHAVES PHILIPS PECFIX	8.40

CONJUNTOS CHAVE FENDAS PRECISAO PECFIX

0721030201	CONJUNTO CHAVE F.PRECISAO FENDA+PHILIPS	5.60
------------	---	------

CONJUNTOS CHAVES HEXAGONAIS IRIMO

0721030301	CONJ.9 CHAVES HEXAGONAIS C/BOLA IRIMO	22.60
0721030302	CONJ.9 CHAVES HEXAGONAIS IRIMO	11.32

CORTA-TUBOS**CORTA-TUBOS PECFIX**

07210901003300	CORTA-TUBOS 3 - 30 MM	16.00
0721090113012	CORTA-TUBOS MINI 3 - 30 MM BL	26.87
07210901130133	LAMINAS PARA CORTA-TUBOS	2.77

COTOS**COTOS FENDA PECFIX**

0721040105038	COTO FENDA 5X38MM PECFIX	1.40
0721040106038	COTO FENDA 6X38MM PECFIX	1.40
0721040107038	COTO FENDA 7X38MM PECFIX	1.40

COTOS PHILIPS PECFIX

0721040201038	COTO PHILIPS PH1X38MM PECFIX	1.40
0721040202038	COTO PHILIPS PH2X38MM PECFIX	1.40
0721040203038	COTO PHILIPS PH3X38MM PECFIX	1.40

COTOS POZIDRIVE PECFIX

0721040301038	COTO POZIDRIVE PZ1X38MM PECFIX	1.40
0721040302038	COTO POZIDRIVE PZ2X38MM PECFIX	1.40
0721040303038	COTO POZIDRIVE PZ3X38MM PECFIX	1.40

DECAPANTES**DECAPANTES ESTANHO**

0721210101	DECAPANTE ESTANHO GEL 3030 FP 100 GR.	5.40
------------	---------------------------------------	------

DESENTUPIDORES**DESENTUPIDORES DE CANOS**

0721250101	DESENTUPIDOR DE CANOS PECFIX 1 LT	6.08
------------	-----------------------------------	------

DIVERSOS**DIVERSOS PECOL**

07217501024000	FOLHA SERRA HSS BI/MET 24 TPI PECFIX	1.18
----------------	--------------------------------------	------

ESCADOTES**ESCADAS GENIA**

0721300303	ESCADA GENIA 3 PLANOS 9 DEG.	297.96
------------	------------------------------	--------

ESCADOTES EM ALUMINIO

0721300103	ESCADOTE ALUMINIO C/ 3 DEGRAUS	104.63
0721300104	ESCADOTE ALUMINIO C/ 4 DEGRAUS	130.00
0721300105	ESCADOTE ALUMINIO C/ 5 DEGRAUS	173.77
0721300106	ESCADOTE ALUMINIO C/ 6 DEGRAUS	212.42
0721300107	ESCADOTE ALUMINIO C/ 7 DEGRAUS	235.50
0721300150	PORTA FERRAMENTAS P/ESCADOTE QUAD	8.88
0721300151	PATAMAR ALUMINIO P/ESCADOTE QUAD	27.76



ESCADOTES EURODOMUS PLUS

0721300205	ESCADOTE EURODOMUS PLUS C/ 5 DEGRAUS	108.28
------------	--------------------------------------	--------

EXTENSOES ELECTRICAS**EXTENSOES ELECTRICAS**

07210701015400	EXTENSAO ELECT.C/ENROLADOR 4MT/1.5MM	12.38
----------------	--------------------------------------	-------

FITAS E MEDIDORES ME**FITAS METRICAS**

0721100132000	FOLHA SERRA HSS BI-METAL 32 PECFIX	2.00
072110015250	FITA METRICA REVESTIDA 5MMX25MM PECFIX	8.39

MEDIDOR DE DISTANCIAS

07211010ML30	MEDIDOR DISTANCIA A LASER ML30	123.96
--------------	--------------------------------	--------

KITS MACARICOS**KITS MACARICOS**

0721200101	KIT MACARICO 45200EX+BOTIJA GAS +MALETA	171.00
072120010190	BOCAL P/MAÇARICO 45200 (45219EX)	63.84
0721200102	MACARICO DE CARTUCHO PEC 1750 PZ	20.27
0721200105	BOTIJA GAS PRO (METANO,ACETIL E PROPAD)	13.78
072120010500	KIT 500 FLEX.C/MANG.(45090FLX+2BOTI.GAS	67.70
072120010600	KIT 600 (45090 LSP+ 2 BOTIJAS 190 GR)	39.80
07212001176029	MACARICO ALTA PRESSAO C/PZ TYHOON 100	18.00
07212001176030	MACARICO ALTA PRESSAO C/PZ TYHOON 100 P	19.00
07212001202967	CARTUCHO TYPHOON 100 190GR	1.70
07212001GA200	MACARICO GA 200	69.80
07212001GR01	GR MISTURA GASEX	13.80
07212001GROX	GARRAFA DE OXIGENIO	30.00
07212001KHW110	MACARICO OX.KHW110	164.00

MALAS/CAIXAS HERCULE**CAIXAS HERCULES**

0721260211003006	CAIXA C/DIVISORIA P/MALA TELESC.PECOL	43.82
------------------	---------------------------------------	-------

MALAS HERCULES

0721260111003000	MALA FERRAMENTAS HERCULES 200 PECOL	81.40
0721260111003003	MALA FERRAM.HERCULES 765 C/PEGA TELESC.	123.96

MAQUINA DE CRAVAR P/**MAQ.CARVAR P/TUBO MULTICAPA**

07212201399997	ALICATE CRAVAR P/MULT.16/20/25/32 14140	220.09
07212201399998	ALICATE CRAVAR P/MULT.16/20/25 144101	207.55
07212201399999	MAQ.CRAVAR MULTICAPA C/MORD.16/20/25/32	220.09

MORDENTES P/MAQ.CRAVAR

07212202016	MORDENTE 16	26.00
07212202020	MORDENTE 20	26.00
07212202025	MORDENTE 25	26.00
07212202032	MORDENTE 32	26.00

MARTELOS E SERROTES**MARTELOS ELECTRICOS**

07210507PROV20	MARTELO SDS PLUS V20 MSDSPPRO-0	90.94
07210507SDS0850	MARTELO COMBINADO SDS-PLUS 850W	193.90

MARTELOS ORELHAS IRIMO

072105020460	MARTELO DE ORELHAS 460GR IRIMO	28.07
--------------	--------------------------------	-------

MARTELOS ORELHAS PECFIX

072105010460	MARTELO DE ORELHAS 460G PECFIX	7.56
--------------	--------------------------------	------

SERROTES IRIO

0721051104	SERROTE ARCO METAL N°4 IRIMO	18.85
------------	------------------------------	-------

REBARBADORAS PECOL**REBARBADORA PECOL**

07212401PRO115	REBARBADORA 750W 115MM RB750PRO-115	58.40
07212401PROHP125	REBARBADORA 1000W 125MM PROHP-125	128.78



07212401V20125	REBARBADORA 125MM V20 RBPRO-0	256.00
----------------	-------------------------------	--------

SEGURANCA**VESTUARIO DE SEGURANÇA**

072140011000129	SINAIS DE CHAO AG.VEZ + DIST (3+2 unid)	21.80
072140012002110	WISEIRA DE PROTEÇÃO PO001 PECOL	2.18
072140013007046	BOTA SEGURANCA STEEL S3 N°46	28.14
072140013014815	JARDINEIRA BICOLOR 100% ALGOD.TAM.S	40.32
072140013014816	JARDINEIRA BICOLOR 100% ALGOD.TAM.M	40.32
072140013038341	SAPATO SEGURANCA - D-BLITZ LOW CINZA S1P N°41	72.60
072140014001222	MASCARA CIRUGICA DESCARTAVEL	0.59
072140014001248	MASCARA PROTEÇÃO REUTILIZAVEL	3.35
072140014001273	MASCARA PROTEÇÃO REUTILIZAVEL PRT.50 LAV.	5.00
072140015001161	LUVA NITRILO PM 508 L/9 FIXART	1.34
072140015003001	LUVA NITRILO PM 525 8/M PECFIX	2.80
072140015003028	LUVA NITRILO BLISTER C/10 PM 525 9/L	4.50
072140015534109	LUVA LATEX 341 L/E SHOMA	6.00
072140017000761	PROTETOR VIRUCIDA MULTISUP.72H NONOSAFE 60ML	3.03
072140017000765	PROTETOR VIRUCIDA ROUPA NONOSAFE 60ML	9.50
072140017000766	PROTETOR VIRUCIDA ROUPA NONOSAFE 180ML	21.13
072140017000773	PROTETOR VIRUCIDA MULTISUP.24H NONOSAFE 60ML	2.43

MAQUINAS & FERRAMENTAS "REMS"**CAMPANHAS REMS****CAMPANHA - MAQUINAS CORTAR**

07203003120X01	120X01 PACOTE DE ACESSORIOS 1	399.00
07203003120X02	120X02 PACOTE DE ACESSORIOS 2	705.00

CAMPANHA -MAQUINAS PRENSAR REMS

07203006540X01	540X01 REMS AMIGO 2 SET+ REMS AQUILA 3 B	1648.0
07203006571X01	571X01 R220 5710113R220+175200R+571550R	1333.9
07203006571X02	571X02 R220 571014R220+175200R+571555R	1493.9
07203006571X03	571X03 R220 571014+570410+570420+570430	1651.8
07203006578X02	578X02 R220 578012R220+175200R+571545R	1283.9
07203006578X03	578X03 MINI PRESS ACC+HELIX+SET PUNTA	1492.7
07203006845X02	845X02 CAMPANHA (845001+845050)	1158.9
07203006845X03	845X03 MAQ.REMS DUECENTO PACK 3 ROLETES	2326.7

CAMPANHA- BOMBAS ELECT.DE LAVAR Y COMPRO

072030051156X2	1156X2 R220 MULTI-PUSH SLW SET TW-H PLUS	3846.6
----------------	--	--------

CAMPANHA- MAQUINAS PERFURAR

07203013185X01	185X01 185010+093127 R-L+ KROKODIL 125 R	930.00
07203013185X03	185X03 185011+2X185026 KROKODIL 180 SR	1088.8

CAMPANHAS - MAQUINAS RANHURAR

07203002347008	347008 REMS COLLUM RG 2	2390.0
----------------	-------------------------	--------

COMPONENTES REMS**MASSAS LUBRIFICANTES REMS**

072026021615430014	1.615.430.014 MASSA LUBRIF.45ML	9.51
--------------------	---------------------------------	------

PEÇAS P/MANUTENÇÃO REMS

07202601023085	023085 GATILHO REMS	29.90
07202601023087	023087 GATILHO REMS	54.80
07202601023089	023089 CHAVE REMS	36.70
07202601023102	023102 CHAVE ELETRONICA 220V BR REMS	57.50
07202601023144	023144 CHAVE INVERSORA COMPLETA 172 REMS	97.40
07202601023145	023145 MICRO CHAVE REMS	10.10
07202601023210	023210 CHAVE OU INTERRUPTOR REMS	117.70
07202601025024	025024 RELÉ REMS	58.80
07202601025079	025079 CHAVE DE PROTEÇÃO 220V 56 REMS	35.30
07202601025082	025082 CHAVE DE PROTEÇÃO REMS	38.60
07202601027014	027014 CONDENSADOR REMS	133.90
07202601032057	032057 PROTETOR DE CABO REMS	2.00
07202601032111	032111 PASSADOR DE CABO REMS	2.40



07202601034120	034120 MANGUITO REMS	SobConsulta
07202601045151	045151 BUJÃO REMS	31.90
07202601045152	045152 TAMPÃO REMS	11.90
07202601045164	045164 FILTRO EM COPO P/BOMBA SOLAR-PUSH K70	102.77
07202601055112	055112 CORREIA DENTADA REMS	10.80
07202601057048	057048 ESFERA DE BOLA REMS	0.90
07202601057062	057062 ESFERA DE BOLA REMS	0.90
07202601057065	057065 ARRUELA DA GRADE AGULHAS REMS	7.30
07202601057066	057066 ROLAMENTO AXIAL REMS	5.20
07202601057067	057067 ROLAMENTO AGULHAS REMS	5.60
07202601057082	057082 ROLAMENTO AXIAL REMS	7.80
07202601057083	057083 ARRUELA DE AÇO DE GRADE REMS	3.10
07202601057102	057102 ROLAMENTO DE AGULHAS REMS	11.00
07202601057103	057103 ROLAMENTO DE AGULHAS REMS	6.80
07202601057104	057104 ARRUELA DO ROLAMENTO REMS	10.80
07202601057109	057109 ROLAMENTO DE ESFERAS REMS	6.80
07202601057146	057146 ROLAMENTO AXIAL REMS	6.80
07202601057162	057162 ROLAMENTO RANHURADO REMS	7.90
07202601057168	057168 ROLAMENTO AXIAL REMS	6.80
07202601057172	057172 BOLA DE AÇO REMS	6.80
07202601057175	057175 CASQUILHO DE ROLAMENTOS REMS	25.10
07202601058135	058135 KIT DE APERTO DO VEIO REMS	29.50
07202601059035	059035 EMOLO DE DISTRIB.+CASQ.COMP.REMS	0.90
07202601059042	059042 ARRUELA DE RETENÇÃO REMS	0.90
07202601059044	059044 FREIO REMS	0.90
07202601059060	059060 FREIO REMS	0.90
07202601059075	059075 FREIO REMS	0.90
07202601059077	059077 FREIO REMS	0.90
07202601059099	059099 ARRUELA DE FREIO REMS	0.90
07202601059113	059113 FREIO REMS	1.20
07202601060006	060006 O-RING REMS	0.90
07202601060009	060009 O-RING REMS	0.90
07202601060015	060015 O-RING REMS	0.90
07202601060106	060106 O-RING REMS	0.90
07202601060109	060109 O-RING REMS	0.90
07202601060165	060165 O-RING REMS	0.90
07202601060166	060166 O-RING REMS	3.30
07202601060175	060175 O-RING REMS	0.90
07202601060244	060244 O-RING REMS	2.40
07202601060245	060245 ANEL DE FIBRA REMS	2.70
07202601060250	060250 O-RING REMS	4.60
07202601060252	060252 O-RING REMS	2.70
07202601060253	060253 O-RING REMS	0.90
07202601060255	060255 JUNTA TÓRICA REMS	3.10
07202601060258	060258 O-RING REMS	0.90
07202601060264	060264 ANEL DE FIBRAS (4 P/ MAQUINAS)	1.50
07202601060267	060267 ANILHA APOIO REMS	3.20
07202601060270	060270 O-RING REMS	1.70
07202601060271	060271 O-RING REMS	1.10
07202601060273	060273 O-RING REMS	4.60
07202601060274	060274 O-RING REMS	4.10
07202601060275	060275 O-RING REMS	SobConsulta
07202601060276	060276 O-RING REMS	5.90
07202601060278	060278 O-RING REMS	15.50
07202601060279	060279 O-RING REMS	3.90
07202601060281	060281 O-RING REMS	SobConsulta
07202601060282	060282 O-RING REMS	1.20
07202601060283	060283 O-RING REMS	SobConsulta
07202601060284	060284 O-RING REMS	0.90
07202601060285	060285 O-RING REMS	SobConsulta



07202601060289	060289 JUNTA DE VEDAÇÃO	32.80
07202601060290	060290 JUNTA DE VEDAÇÃO	41.10
07202601060291	060291 JUNTA DE VEDAÇÃO	1.50
07202601060293	060293 ARRUELA DE FIBRA	2.20
07202601060294	060294 ARRUELA DE FIBRA	11.90
07202601061026	061026 MOLA DE PRESSÃO REMS	0.90
07202601061029	061029 MOLA DE COMPRESSAO REMS	2.28
07202601061032	061032 MOLA DE PRESSÃO REMS	0.90
07202601061067	061067 MOLA DE COMPRESSAO REMS	18.80
07202601061068	061068 MOLA DE PRESSAO REMS	27.30
07202601061076	061076 MOLA (ROL.AXIAL) REMS	21.50
07202601061080	061080 MOLA DE PRESSÃO REMS	3.00
07202601062042	062042 CAVILHA REMS	0.90
07202601071085	071085 PORCA DE PRESSÃO REMS	33.00
07202601081047	081047 PARAFUSO CILINDRICO REMS	0.80
07202601081058	081058 PARAFUSO REMS	0.80
07202601081126	081126 PARAFUSO RED.GALVANIZ. REMS	1.60
07202601081140	081140 PARAFUSO ALEN REMS	0.90
07202601083063	083063 PARAFUSO DE CHAPA REMS	0.90
07202601083064	083064 PARAFUSO AUTO ROSCANTE REMS	0.90
07202601083087	083087 PARAFUSO AUTO ROSCANTE REMS	0.90
07202601083111	083111 PARAFUSO REMS	0.90
07202601083175	083175 PARAFUSO REMS	SobConsulta
07202601083176	083176 PARAFUSO REMS	0.90
07202601083183	083183 PARAFUSO REMS	0.90
07202601083187	083187 PARAFUSO DE CHAPA REMS	0.80
07202601083191	083191 PARAFUSO GOTA REMS	0.90
07202601084016	084016 PARAFUSO DE PONTO REMS	0.90
07202601084072	084072 PARAFUSO DE PONTO REMS	0.80
07202601084077	084077 PARAFUSO PONTO REMS	0.90
07202601084079	084079 PARAFUSO P/PRENSADORAS REMS	3.60
07202601085023	085023 PORCA REMS	0.90
07202601085055	085055 PORCA HEXAGONAL REMS	0.90
07202601085056	085056 PORCA HEXAGONAL REMS	0.96
07202601086051	086051 PORCA REMS	0.90
07202601086053	086053 ARRUELA DE AÇO REMS	0.90
07202601087039	087039 ARRUELA ELASTICA REMS	0.90
07202601088055	088055 CAVILHA ELASTICA REMS	0.90
07202601088064	088064 CAVILHA ELASTICA REMS	0.90
07202601088065	088065 CAVILHA ELASTICA REMS	0.90
07202601088111	088111 CAVILHA AÇO REMS	0.90
07202601088131	088131 CAVILHA ELASTICA REMS	0.90
07202601088181	088181 CAVILHA ELASTICA REMS	0.90
07202601088189	088189 CAVILHA AÇO REMS	0.90
07202601088193	088193 CASQUILHO MOLA REMS	1.70
072026010898072	088072 CAVILHA ELASTICA REMS	4.04
07202601091012	091012 GRAXA PRA ENGRANAGEM V130 500ML	22.10
07202601091026	091026 OLEO HIDRAULICO REMS	22.00
07202601091027	091027R1.0 OLEO HIDRAULICO REMS	33.03
07202601115030	115030 KIT DE REPARAÇÃO	30.90
07202601115036	115036 PISTAO REMS	31.40
07202601115042	115042 TUBO HIDRAULICO REMS	60.80
07202601115046	115046 MANOMETRO 60 BAR REMS	40.20
07202601115049	115049 FILTRO DE ASPIRAÇÃO REMS	21.50
07202601115112	115112 PISTAO C/FREIO REMS	122.70
07202601115113	115113 CORPO DE BOMBA REMS	173.80
07202601115114	115114 VALVULA ASPIRAÇÃO REMS	23.60
07202601115115	115115 ANEL DISTANCIADOR REMS	SobConsulta
07202601115116	115116 ARRUELA DE APOIO REMS	5.40
07202601115118	115118 VALVULA BAYPASS REMS	44.80



0720260115119	115119 DISCO OSCILANTE REMS	112.50
0720260115124	115124 BUJAO REMS	11.00
0720260115125	115125 CAIXA RELOGIO REMS	44.80
0720260115126	115126 PONTEIRO RELOGIO REMS	14.10
0720260115127	115127 TAMPa RELOGIO REMS	28.20
0720260115128	115128 MOLA DE PRESSAO REMS	11.80
0720260115129	115129 REGULADOR DE PRESSAO REMS	79.60
0720260115131	115131 PORCA DE VALVULA REMS	44.80
0720260115132	115132 TUBO ESPAÇADOR REMS	9.20
0720260115133	115133 PISTAO REMS	47.20
0720260115134	115134 PARAFUSO REGULAÇÃO REMS	37.70
0720260115135	115135 PORCA REGULAÇÃO REMS	17.30
0720260115136	115136 FILTRO REMS	9.10
0720260115137	115137 PISTAO DE PRESSAO REMS	17.80
0720260115139	115139 CORPO DE BOMBA REMS	169.80
0720260115140	115140 MANOMETRO 60 BAR REMS	SobConsulta
0720260115142	115142 RECORD DE LIGAÇÃO REMS	76.50
0720260115143	115143 REGULADOR DE PRESSAO REMS	35.70
0720260115144	115144 CARÇAÇA OU CAPÔ REMS	68.40
0720260115145	115145 ABRAÇADEIRA DE CABO REMS	8.60
0720260115146	115146 CARÇAÇA OU CAPÔ REMS	68.40
0720260115150	115150 PÉS BORRACHA REMS	9.20
0720260115151	115151 TAMPa REMS	19.60
0720260115152	115152 VENTILADOR REMS	56.90
0720260115332	115332 CARCACA	SobConsulta
0720260115335	115335 VENTILADOR	SobConsulta
0720260120276	120276 CORRENTE PARA TORNO	SobConsulta
07202601151415	151415 PROTETOR CABO REMS	1.20
07202601151452	151452 VEIO DE MADERIL REMS	80.40
07202601151461	151461 CAIXA DE ENGRENAGEM REMS	115.10
07202601151462	151462 CARRETO REMS	55.80
07202601151465	151465 CARRETO C/VEIO REMS	125.10
07202601151468	151468 JUNTA VEDAÇÃO REMS	2.90
07202601151472	151472 INDUZIDO C/VENTILADOR REMS	133.90
07202601151474	151474 TAMPa MOTOR REMS	9.50
07202601151475	151475 GUIA DE CARVÃO REMS	32.20
07202601151477	151477 PARAFUSO REMS	1.50
07202601151478	151478 BOTAO INVERSOR REMS	11.20
07202601151480	151480 ESTALADOR REMS	92.60
07202601151482	151482 PORTAO CARVAO REMS	22.10
07202601151485	151485 CHAVE REMS	109.00
07202601153101	153101 EMPUNHADURA PRINCIPAL REMS	41.00
07202601153102	153102 VEIO DENTADO REMS	24.90
07202601153104	153104 TRAVA DO VEIO REMS	1.90
07202601153105	153105 TRAVA DO VEIO REMS	11.00
07202601153107	153107 MOLA DE PRESSAO REMS	0.90
07202601153108	153108 MOLA DE PRESSAO REMS	0.90
07202601160108	160108 BICO MAÇARICO REMS	69.00
07202601160118	160118 BLOCO C/NIPE DE ENTRADA REMS	59.70
07202601160129	160129 GOMA A REMS	17.80
072026011615430014	1615430014 MASSA LUBRIF.45ML	SobConsulta
07202601163101	163101 EMPUNHADURA REMS	5.60
07202601163102	163102 EMPUNHADURA REMS	3.70
07202601163130	163130 ABRAÇADEIRA DE CABO REMS	1.60
07202601163308	163308 TRAVA EMPUNHADURA REMS	1.60
07202601164100	164100 EMPUNHADURA COMPLETA REMS	118.30
07202601164101	164101 CARCACA REMS	SobConsulta
07202601164102	164102 CARCACA REMS	SobConsulta
07202601164103	164103 TAMPa DO INTERRUPTOR REMS	SobConsulta
07202601164105	164105 MOLA DE COMPRESSAO REMS	SobConsulta



07202601164106	164106 PORTA ELETRODO REMS	6.30
07202601164107	164107 PARAFUSO DE PRESSÃO REMS	0.90
07202601164108	164108 PEÇA OSCILANTE REMS	SobConsulta
07202601164110	164110 PORTA ELETRODO COMPLETO REMS	25.90
07202601164111	164111 ELETRODO PRISMATICO REMS	15.50
07202601164115	164115 ELETRODO BARRA REMS	16.20
07202601164124	164124 PEÇA SUJEICAO REMS	SobConsulta
07202601164207	164207 TRANSFORMADOR DE COMANDO REMS	35.50
07202601164222	164222 TRANSFORMADOR 220V BR REMS	352.90
07202601164225	164225 CARÇAÇA COMPLETA REMS	125.10
07202601170131	170131 RECIPIENTE DA GUIA AÇO REMS	18.00
07202601170133	170133 MANDRIL DE APERTO COMPLETO REMS	80.40
07202601170134	170134 TUBO REMS	23.30
07202601170135	170135 PROTEÇÃO REMS	5.90
07202601170141	170141 CAIXA DE ENGRENAGEM REMS	49.00
07202601170142	170142 FIXADOR REMS	12.70
07202601170143	170143 GUIA ROLAMENTO REMS	12.50
07202601170145	170145 ARRUELA AÇO REMS	4.70
07202601170147	170147 TAMPa RECIPIENTE REMS	14.90
07202601170153	170153 ANEL PERFIL U REMS	7.00
072026011710364	1710364 PARAFUSO	SobConsulta
072026011710403	1710403/577516R220 RELÉ REMS	203.43
072026011719900	1719900/570229REN SELO DATA/INTERV.AZUL	2.46
07202601172107	172107 TRAVA GUIA REMS	41.90
07202601172108	172108 GUIA DA TRAVA COMPLETA REMS	97.90
07202601172109	172109 CASQUILHO DA MOLA REMS	4.40
07202601172112	172112 CASQUILHO DE APERTO DO VEIO REMS	28.00
07202601172115	172115 ARO DE PRESSAO REMS	14.10
07202601172116	172116 ANEL DE APERTO RAPIDO DO VEIO	44.80
07202601172121	172121 CAIXA DO MOTOR REMS	192.50
07202601172123	172123 TAMPa LATERAL ESQ. REMS	54.40
07202601172125	172125 POLIA DENTADA. REMS	80.40
07202601172126	172126 CAVILHA AÇO REMS	3.30
07202601172127	172127 FORQUILHA DE ENGATE REMS	44.80
07202601172130	172130 PROTEÇÃO DE BORRACHA REMS	9.90
07202601172131	172131 ALAVANCA MANOBRA REMS	28.50
07202601172156	172156 POLIA DENTADA REMS	46.10
07202601180501	180501 PEÇA PARA PICUS S3	220.00
07202601180502	180502 PEÇA PARA PICUS S3	156.00
07202601180519	18519 CARRETO	SobConsulta
07202601272214	572214 EMBRAIAGEM COMPLETA REMS	73.78
07202601323091	323091 CANHAO REMS	SobConsulta
07202601324438	324438-86 CONJUNTO CORDAO REMS	SobConsulta
07202601341010	341010 MOLA DE PRESSAO REMS	0.90
07202601341622	341622 - 171P059 MAGNUM 4010	10.20
07202601342216	342216 BOMBA REMS	90.70
07202601532000	532000 CAIXA DE ENGRENAGEM REMS	154.50
07202601532010	532010 CARRETO REMS	23.60
07202601535000	535000 MOTOR AMIGO/AMIGO2 COMPACT REMS	193.80
07202601535003	535003 TAMPa ESCOVAS REMS	1.50
07202601535004	535004 ANEL DE RETENÇÃO REMS	1.50
07202601535005	535005 ESTATOR REMS	87.70
07202601535006	535006 INDUZIDO C/VENTILADOR REMS	124.00
07202601535007	535007 VENTILADOR REMS	2.90
07202601535009	535009 ANEL DE TAMPa REMS	2.20
07202601535012	535012 CONECTOR REMS	0.90
07202601535013	535013 MOLA DE PRESSÃO REMS	0.90
07202601535014	535014 ESPAÇADOR REMS	1.20
07202601535015	535015 MOLA DE PRESSAO REMS	0.90
07202601535017	535017 SUPORTE DOS CARVÕES REMS	32.60



07202601535021	535021 CARVAO (PAR) REMS	11.70
07202601535025	535025 CARÇAÇA COMPLETA REMS	106.10
07202601535037	535037 CABO ELECTRICO 2X1.5 REMS	26.60
07202601542000	542000 CAIXA DE ENGRENAGEM REMS	242.40
07202601542010	542010 ENGRENAGEM CÓNICA REMS	34.60
07202601545004	545004 ANEL DE TAMPA REMS	3.80
07202601545007	545007 INDUZIDO C/VENTILADOR REMS	131.40
07202601545008	545008 VENTILADOR REMS	4.00
07202601545009	545009 ESTATOR REMS	122.70
07202601545011	545011 CARVÃO (PAR) REMS	15.60
07202601545015	545015 PINO DE CONTATO REMS	1.95
07202601545025	545025 CARÇAÇA COMPLETA REMS	124.20
07202601545031	545031 EMPUNHADURA INFERIOR REMS	20.10
07202601545032	545032 EMPUNHADURA SUPERIOR REMS	19.10
07202601562000	562000 CAIXA DE ENGRENAGEM COMPLETA REMS	199.00
07202601562009	562009 MOLA DE PRESSÃO REMS	0.90
07202601562011	562011 CAPA DE PROTEÇÃO REMS	2.10
07202601562015	562015 CASQUILHO AÇO REMS	3.70
07202601562018	562018 CAPA PROTEÇÃO REMS	11.90
07202601562022R	562022R PASSADOR ESPIRAL REMS	10.53
07202601562024	562024 ENGRENAGEM CÓNICA COMPLETA REMS	79.80
07202601562100	562100 ENGRENAGEM COMPLETA REMS	198.20
07202601562103	562103 ENGRENAGEM COMPLETA REMS	42.40
07202601562105	562105 BIELA ANC REMS	45.20
07202601562106	562106 GUIA DE ROLAMENTO REMS	32.50
07202601562109	562109 CASQUILHO EXTERNO REMS	5.00
07202601562111	562111 GUIA LAMINA REMS	16.00
07202601562114	562114 SUPORTE C/ROLAMENTOS REMS	40.20
07202601562118	562118 CAPA DE PROTEÇÃO REMS	10.00
07202601562125	562125 ROLAMENTO DE AGULHA C/VEIO REMS	7.20
07202601565002	565002 CARÇAÇA MOTOR REMS	63.70
07202601565003	565003 TAMPA DAS ESCOVAS REMS	1.70
07202601565004	565004 ESTATOR REMS	85.30
07202601565005	565005 INDUZIDO C/VENTILADOR REMS	125.10
07202601565025	565025 CARÇAÇA COMPLETA REMS	97.00
07202601565027	565027 CONJ.EMPUNHADURA REMS	21.40
07202601565028	565028 TAMPA EMPUNHADURA REMS	12.70
07202601565327	565327 EMPUNHADURA REMS	21.40
07202601565328	565328 TAMPA EMPUNHADURA REMS	26.60
07202601565402	565402 CARÇAÇA COMPLETA REMS	64.80
07202601565403	565403 TAMPA ENTERMEDIA MOTOR REMS	18.60
07202601565404	565404 ESTATOR REMS	88.60
07202601565405	565405 INDUSIDO C/VENTILADOR REMS	129.20
07202601565407	565407 REGULADOR VELOCIDADE ELECTRICO	125.10
07202601565409	565409 PROTEÇÃO DE ESTATOR REMS	2.50
07202601565411	565411 ARRUELA REMS	1.20
07202601565412	565412 ARRUELA MAGNÉTICA REMS	2.90
07202601565504	565504 ESTATOR REMS	72.00
07202601565505	565505 TINDUZIDO C/VENTILADOR REMS	125.40
07202601565507	565507 GATILHO REMS	5.10
07202601565511	565511 CARVÃO (PAR) REMS	26.10
07202601570203	570203 VEIO DE TRANSIÇÃO REMS	36.50
07202601570207	570207 TAMPA ENTERMEDIA MOTOR REMS	74.20
07202601570208	570208 PIVO DE PRESSAO REMS	0.90
07202601570210	570210 CAVILHA AÇO REMS	1.20
07202601570211	570211 KIT PEÇAS REMS	10.70
07202601570213	570213 MOLA DE PRESSAO REMS	0.80
07202601570214	570214R PINO REMS	SobConsulta
07202601570226	570226 KIT DE ROLOS PRENSAR REMS	75.80
07202601570229	570229REN SELO DATA/INTERV.(AZUL)	SobConsulta



07202601570231	570231 PROTETOR BORRACHA REMS	0.90
07202601570232	570232 PARAFUSO DE CABEÇA CHATA REMS	0.90
07202601570233	570233 PARAFUSO DA TRAVA REMS	4.50
07202601570239	570239 PERNO COMPLETA REMS	23.00
07202601570501	570501R CORPO REMS	SobConsulta
07202601570504	570504 PROTETOR DE ROLAMENTO REMS	1.80
07202601571212	571212 DEPOSITO DE OLEO REMS	8.60
07202601571214	571214 BOTAO DE ACIONAMENTO REMS	0.90
07202601571217	571217R/571251R CORPO	SobConsulta
07202601571220	571220 BOMBA HIDRAULICA COMPLETA REMS	119.60
07202601571221	N571221 CONJUNTO CORDÃO REMS	SobConsulta
07202601571235	571235 CAIXA ENGENHAGEM REMS	45.30
07202601571238	571238 PISTAO DA BOMBA COMPLETO REMS	28.10
07202601571240	571240 BLOCO HIDRAULICO COMPLETO REMS	119.00
07202601571241	571241 PINO REMS	0.80
07202601571249	571249 TAMPA C/IMÃ REMS	4.10
07202601571251	571251 CARÇAÇA DE TRANSMISSÃO REMS	108.30
07202601571255	571255PL TRINCO	49.72
07202601571261	571261 ETIQUETA REMS	SobConsulta
07202601571265	571265 MOLA DE PRESSAO REMS	4.30
07202601571275	571275 BLOCO HIDRAULICO REMS	129.00
07202601571282	571282 CORPO + PEÇAS	SobConsulta
07202601571503	571503RX CORPO REMS	SobConsulta
07202601571516	571516 EMPUNHADURA REMS	34.20
07202601571521	571521 PORTA CONTATO LI-ION REMS	1.60
07202601571530	571530 PLACA ELECTRONICA REMS	38.60
07202601572202	572202 CAIXA DE TRANSMISSAO REMS	91.70
07202601572212	572212 VEIO COMPLETO REMS	59.60
07202601572215R	572215R PINHAO REMS	170.14
07202601572221	572221 CARRETO REMS	26.80
07202601572254	572254 CARÇAÇA REMS	169.70
07202601572501	572501 EMPUNHADURA COMPLETA REMS	29.90
07202601572502	572502 CARÇAÇA INFERIOR REMS	15.40
07202601572503	572503 CARÇAÇA SUPERIOR REMS	15.40
07202601572505	572505 MOTOR POWER-PRESS E REMS	368.22
07202601572507	572507 GATILHO SEM RESISTENCIA REMS	86.61
0720260157251522K1	572515r22k1 ELECTRONICO REMS	203.29
07202601572520	572520 CARVÃO (PAR) REMS	0.90
07202601572523	572523 MOLA DE CARVÃO	0.90
07202601572524	572524 ESTATOR REMS	80.40
07202601572526	572526 INDUZIDO C/VENTILADOR REMS	127.00
07202601572527	572527R220 CABO REMS	SobConsulta
07202601572529	572529 GUIA DE CARVÃO	0.90
07202601575247	575247 HIDRAULICO ACC COMPLETO	129.00
07202601575249	575249 PISTÃO DA BOMBA COMPLETA REMS	44.80
07202601575500	575500 MOTOR DC COMPLETO	98.60
07202601575526	575526 BAT.LI-ION (571+578) REMS	46.20
07202601577205	577205R CASQUILHO REMS	SobConsulta
07202601577208	577208R PISTON REMS	SobConsulta
07202601577503	577503 JOGO CARÇAÇAS REMS	58.50
07202601577506	577506 VENTILADOR INDUZIDO REMS	125.10
07202601577507	577507 ESTATOR 230V REMS	76.60
07202601577511	577511 JOGO ESCOVAS REMS	29.10
07202601577516	577516R220 RELE REMS	203.43
07202601578109	578109R22 INTERRUPTOR	SobConsulta
07202601578151	578151R MOTOR REMS	SobConsulta
07202601578202	578202 EMBOLO REMS	39.70
07202601578202R	578202R PISTON REMS	79.76
07202601578205	578205 ANILHA REMS	4.80
07202601578212	578212 PORTA ROLOS PRENSAR REMS	42.60



07202601578212R	578212R SUPORTE ROLOS PRENSAR REMS	43.92
07202601578213	578213 ROLOS PRENSAR REMS	6.00
07202601578215	578215 DEPOSITO DO ÓLEO REMS	3.80
07202601578224	578224 BOMBA COMPLETA REMS	92.70
07202601578225	578225 PORTA ROLOS REMS	50.95
07202601578236	578236R PEÇA REMS	SobConsulta
07202601578237	578237 PISTÃO DA BOMBA COMPLETA REMS	75.72
07202601578246	578246 KIT BLOCO REMS	SobConsulta
07202601578247	578247 HIDRAULICO A MINI-PRESS	237.16
07202601578254	578254R BOTAO REMS	1.93
07202601578287	578287 FERRAMENTAS ESPECIAL MINI	238.80
07202601578289	578289RX SET REMS	127.72
07202601578501	578501 MOTOR DC C/ENGRENHAGEM DE PLANET.	80.40
07202601578501R	578501R MOTOR REMS	155.82
07202601578506	578506 ENPUNHADURA COMPLETA REMS	80.40
07202601579249	579249R PISTON REMS	SobConsulta
07202601579250	579250R BLOCO REMS	SobConsulta
072026015814604	5814604 DESLIZANTE REMS 22	86.06
07202601582005	582005 EMBREAGEM REMS	109.50
07202601582026	582026 CAIXA DE ENGRENAGEM REMS	106.10
07202601582029	582029 CREMALHEIRA S/FIM REMS	133.90
07202601582036	582036 TRAVA COMPLETA REMS	24.70
07202601582039	582039 CHAVETA REMS	0.90
07202601582055	582055 SUPORTE UNIVERSAL REMS	80.40
07202601582133	582133 SINFIN REMS	104.00
07202601585000	585000R220 MOTOR	SobConsulta
07202601585005	585005 ESTATOR REMS	88.60
07202601585006	585006 INDUZIDO C/VENTILADOR REMS	125.10
07202601585028	585028 TAMP A EMPUNHADURA REMS	12.70
0720260160280	060280 O-RING REMS	0.90
07202601656413	565413 ARRUELA APOIO REMS	11.20
07202601844101	844101 EMPUNHADURA COMPLETA REMS	9.60
07202601844240	844240 ENGRENAGEM PLANETARIO REMS	44.90
07202601844525	844525 CHAVE OU GATILHO ELECTRICO REMS	30.00
07202601845107	845107 ENGRENAGEM CÓNICA REMS	18.80
07202601845112	845112 VEIO DO ROLAMENTO REMS	2.70
07202601845116	845116 LIGAÇÃO REMS	2.10
07202601845119	845119 ROLO COMPLETO REMS	36.90
07202601845201	845201 CAIXA DE ENGRENAGEM REMS	119.80
07202601845500	845500 MOTOR CENTO REMS	139.50
07202601845502	845502 TAMP A DO MOTOR REMS	13.10
07202601846123A	846123A MORSA P/MAGNUM	101.01
07202601849108	849108 CHAVETA REMS	1.60
07202601849121	849121 CARRETO ELICOIDAL REMS	70.80
07202601849125	849125 VEIO MONTADO REMS	34.90
07202601849504	849504 ESTATOR REMS	89.50
07202601849505	849505 INDUZIDOC/VENTILADOR REMS	125.10
07202601850002	850002 TAMP A ENTERMEDIA MOTOR REMS	49.10
07202601850003	850003 VEIO DO CARRETO REMS	41.90
07202601850004	850004 VEIO S/FIM REMS	63.30
07202601850004R	850004R SEM FIM REMS	103.43
07202601870889	870889-02 MASSA CONSISTENTE 90 ML	SobConsulta

INSPEC./LIMPEZ.TUBOS**ACESSORIOS P/REMS COBRA22, REMS COBRA 32**

07202206171200	171200 ESPIRAL DESTAC.DE TUBO 16X2.3M	52.90
07202206171250	171250 PONTA RETA 16 REMS	27.00
07202206171306	171306 CORTADOR FORQ.CRUZADA 16 REMS	41.90
07202206172200	172200 ESPIRAL DESATASCADOR 22 REMS	83.90
07202206172201	172201 ESPIRAL DESA.22X4.5M(5PEÇAS) REMS	445.60

+351 244 800 160
+351 244 802 323geral@canalcentro.pt
info@canalcentro.ptR. do Bailadouro s/nº,
2410-211 Pousos

07202206172250	172250 PONTA RETA 22 REMS	31.70
07202206172270	172270 PONTA EMBUDO 22 REMS	34.50
07202206172290	172290 PONTA DE HASTE CRUZADA 22/35 REMS	57.70
07202206172293	172293 PONTA DE HASTE CRUZADA 22/65 REMS	68.70
07202206172305	172305 CORTADOR FORQ.DENTADA 22/65 REMS	75.60
07202206172610	172610 PAR LUVAS	18.80
07202206172612	172612 LUVA C/REMACHES METALICOS DRT.	38.90

SIST.ELECTRONI.INSPECÇÃO POR CAMARA REMS

07202201175000	175000 CAMSYS BASIC-PACK REMS	1090.0
07202201175008	175008 CAMSYS SET S-COLOR 10 K REMS	1939.0
07202201175010	175010 CAMSYS SET S-COLOR 30 H REMS	2750.0
07202201175026	175026 PROTEÇÃO DE CAMERA REMS	27.90
07202201175103	175103 JOGO CABOS P/ CAMARA COLOR 16-1	109.00
07202201175104	175104 JOGO CABOS P/ CAMARA COLOR 9-1	119.00
07202201175105	175105 EXT.P/CABO 900MM CAMSCOPE REMS	39.90
07202201175110	175110 CAMSCOPE SET 16-1 REMS	368.00
07202201175112	175112 CAMSCOPE SET 4,5-1 REMS	438.00
07202201175130	175130 CAMSCOPE S SET 16-1 REMS	458.00
07202201175132	175132 CAMSCOPE S SET 4,5-1 REMS	528.00
07202201175302	175302 CAMSYS 2 SET S-COLOR 20 H REMS	3019.0

MAQ.INSPECÃO REMS**ACESSORIOS P/DESENTUP.ELECTRICOS REMS**

07201005170011	170011 TAMBOR ADAPTADOR 22/8 REMS	519.00
07201005170012	170012 TAMBOR ADAPTADOR 32/8 REMS	519.00
07201005171340	171340 GOLP.DE CORRENTE 16 ESL.LISO REMS	90.50
07201005171341	171341 GOLP.CORRENTE 16 PONTEAGUDA REMS	107.00
07201005172340	172340 GOLP.DE CORRENTE 22 ESL.LISO REMS	107.00
07201005172341	172341 GOLP.DE CORRENTE 22 ESL.ESPI.REMS	131.60
07201005174310	174310 CORTADOR DE RAIZES 32/65 REMS	124.00
07201005174311	174311 CORTADOR RADICULAR 32/90 REMS	141.70
07201005174340	174340 GOLP.DE CADENA 32 ESL.LISO REMS	142.20
07201005174341	174341 GOLP.CORRENTE 32 PONTEAGUDA REMS	167.40

DESENTUPIDORES MANUEL E ELECTRICOS REMS

07201001115900	115900 REMS CALC-PUSH	699.00
07201001170010	170010 DESENTUPID.MANUAL MINI-COBRA REMS	149.00
07201001170201	170201 ESPIRAL DESATASCADORA COM ALMA	68.00
07201001170300	170300 DESINTUPIDOR PULL-PUSH REMS	109.00
07201001172010	172010 MAQ.DESENTUP.ELECT.COBRA 22 SET16	1395.0
07201001172012	172012 MAQ.DESENTUP.ELECT.COBRA SET16+22	1799.0
07201001172310	172310 CORTADOR DE RAIZES 22/65	112.60
07201001174011	174011 DESENTUP.ELECT.COBRA 22+32 REMS	3390.0

MAQ.CONGELAR REMS**CONGELADOR CO2 DE TUBOS REMS**

07202101130002	130002 CONGELADOR TUBOS ESKIMO SET REMS	489.00
07202101130490	130490 UNIAO DE CONGELAR 54MM	41.50
07202101130495	130495 UNIAO DE CONGELAR 2"/ 60MM	41.50

CONGELADOR ELECTRICO DE TUBOS REMS

07202102131160	131160 CONJ.ACOPLAM.P/CONGELAR ATÉ 2	208.50
----------------	--------------------------------------	--------

MAQ.CORTAR/BISELAR/E**APARAFUSADORAS A BATER.C/SIST.ELECT.REMS**

07200412190010	190010 REMS HELIX VE LI.ION SET	369.00
----------------	---------------------------------	--------

BANCOS DE TRABALHO DOBRAVEL REMS

07200440120200	120200 MESA TRABALHO DOBR.JUMBO REMS	339.00
07200440120240	120240 MESA TRABALHO DOBR.JUMBO E REMS	229.00

BOMBAS COMPROVAÇÃO ELECTRICAS REMS PUSH

07200411115110	115110 VALVULA DE FECHO C/MANOMET.REMS	99.00
07200411115323	115323 UNIDADE FILTRO FINO	169.90
07200411115500	115500 BOMBA COMPROV.ELECT.REMS E-PUSH 2	729.00



07200411115602	115602 REMS V-JET TW	229.00
07200411115605	115605 REMS PEROXI COLOR	64.40
07200411115607	115607 REMS CLEANH	44.20
07200411115608	115608 REMS NOCOR	47.80
07200411115611	115611 REMS MULTI-PUSH SLW SET	3099.0
07200411115612	115612 REMS V-JET H	229.00

BOMBAS COMPROVAÇÃO MANUAIS REMS PUSH

07200410115000	115000 BOMBA COMPROV.MANUAL REMS PUSH	215.00
07200410115001	115001 BOMBA COMPROV.MAN.REMS PUSH INOX	277.00

EST.TRABALHO MOVEL TUBOS C/BLOQUEIO REMS

07200439120250	120250 AQUILA WB REMS	254.20
07200439120270	120270 REMS AQUILA 3 B	409.00

FERRAM.MANUAIS BISELAR REMS RAG

07200408292011	292011 LAMINA PARA BISELAR PACK 2 UNI	66.20
07200408292110	292110 FERRAM.BISELAR PLAST.RAG P16-110	165.40
07200408292210	292210 FERRAM.BISELAR PLAST.RAG P32-250	193.50

FERRAM.MANUAIS CORTAR E BISELAR REMS CUT

07200407290400	290400 CUT 110 P SET 50-75-110 REMS	379.00
07200407290411	290411 CUT 110 CU-INOX SET 76-87-100-110	519.00
07200407290412	290412 CUT 110 CU-INOX SET 50-75-110	429.00
07200407290420	290420 ADAPTADOR PACK 2 UNI. 40 MM	63.20
07200407290426	290426 ADAPTADOR PACK 2 UNI. 90 MM	63.20
07200407290427	290427 ADAPTADOR PACK 2 UNI. 63 MM	63.20
07200407290430	290430 DISPOSITIVO CORTAR E BISELAR S11	27.00
07200407290433	290433 JOGO FERRAM.CU-INOX 3-120 S4 REMS	66.70
07200407290440	290440 TORNO P/BANCADA TRABALHO REMS	71.70

FERRAMENTAS MANUAIS REMS ROS

07200406291000	291000 TESOURA PLAST.MULT.REMS ROS P42P	64.80
07200406291010	291010 TESOURA PLAST.MULT.REMS ROS P42 S	72.90
07200406291023	291023 LAMINA P/TESOURA REMS P42 PS	26.00
07200406291036	291036 LAMINA P/TESOURA REMS P42 S	32.40
07200406291037	291037R LAMINA P/TESOURA REMS P63 S	51.60
07200406291200	291200 TESOURA PLAST./MULT.REMS ROS P35	48.00
07200406291201	291201 LAMINA P/TESOURA REMS ROS P35	19.20
07200406291220	291220 TESOURA PLAST.REMS ROS P35 A	61.00
07200406291240	291240 TESOURA P/TUB.PLAST.MULTIC.ROS P.	44.20
07200406291241	291241 LAMINA P/TESOURA REMS ROS P26	17.70
07200406291242	291242 TESOURA REMS ROS P26 /SW 35	79.90
07200406291250	291250 TESOURA PLAST.REMS ROS P42	85.60
07200406291270	291270 TESOURA P/REMS ROS P 63 P	128.80

LANTERNAS LED A BATERIA REMS

07200442175200	175200 LANTERNA LED A BATERIA REMS	39.90
----------------	------------------------------------	-------

MAQ.CORTAR - CORTA TUBOS REMS

07200401113000	113000 CORTA TUBOS REMS RAS ST 1/8 - 2	163.60
07200401113100	113100 CORTA TUBOS REMS RAS ST 11/4 - 4	327.00
07200401113213	113213 CORTA TUBO CU-INOX 3-120 S, 5S	16.10
07200401113240	113240 CORTA TUBO RAS CU-INOX 3-28 MINI	33.00
07200401113320	113320 CORTA TUBOS REMS RAS CU 3-42	53.50
07200401113330	113330 CORTA-TUBOS CU/INOX 3-42 REMS	58.90
07200401113340	113340 CORTA TUBOS REMS RAS CU 3-35	43.50
07200401113350	113350 CORTA TUBO RAS CU-INOX 3-35 REMS	47.20
07200401113351	113351 CORTA TUBOS RAS CU-INOX 3-35 S	62.20
07200401113360	113360 FOLHA UNIVERSAL DE ESCAREADOR	6.80
07200401113370	113370 CORTA TUBOS REMS RAS CU 8-42	109.60
07200401113400	113400 CORTA TUBO RAS CU-INOX 6-64 REMS	146.10
07200401113401	113401 CORTA TUBO RAS CU-INOX 8-64 S	170.40
07200401113410	113410 CORTA TUBOS REMS RAS CU 8-64	136.10
07200401113500	113500 CORTA-TUBOS CU/INOX 64-120 REMS	219.00



07200401290000	290000 CORTA TUBOS REMS RAS P 10-63	127.30
07200401290050	290050 CORTA TUBOS REMS RAS P 10-40	117.70
07200401290100	290100 CORTA TUBOS REMS RAS P 50-110	181.60
07200401290200	290200 CORTA TUBOS REMS RAS P 110-160	226.00
07200401290216	290216 ROLETE P/RAS P 50-315 S16	21.70
07200401290300	290300 CORTA TUBOS REMS RAS P 180-315	1370.0

MAQ.CORTAR - TENAZES P/TUBO

07200405116005	116005 ALICATE TUBOS S 1 REMS	42.40
07200405116015	116015 ALICATE TUBOS S 2 REMS	77.90
07200405116020	116020 ALICATE TUBOS S 3 REMS	161.20
07200405116050	116050 ALICATE TUBOS W 175 1 REMS	21.00
07200405116055	116055 ALICATE TUBOS W 240 11/4 REMS	22.20
07200405116060	116060 ALICATE TUBOS W 300 11/2 REMS	37.50
07200405116X01	116X01 PACK ALICATES S1+S 1/2 W240	121.40
07200405116X02	116X02 PACK ALICATES S1+S11/2+S2 REMS	177.10

MAQ.CORTAR- CORTA TUBOS ELECTRICOS REMS

07200403120120	120120 SUPORTE HERCULES 3B REMS	259.00
07200403120125	120125 SUPORTE HERCULES XL 12	279.80
07200403120130	120130 SUPORTE APOIO HERCULES Y REMS	155.80
07200403844010	844010 CORTA TUBOS ELECTRICOS NANO REMS	415.00
07200403844011	844011 CORTA TUBO AKKU-NANO BASIC-PACK R	560.00
07200403844050	844050 ROLETE DE CORTE CU/INOX REMS	29.40
07200403844051	844051 ROLETE DE CORTE V REMS	29.40
07200403845001	845001 MAQ.PORTAT.CORTA-TUBOS CENTO REMS	1139.0
07200403845004	845004 MAQ.P/CORTAR TUBOS REMS DUECENTO	2290.0
07200403845050	845050 ROLETE DE CORTE CU/INOX REMS	85.40
07200403845051	845051 ROLETE DE CORTE V CENTO REMS	85.40
07200403845052	845052 ROLETE DE CORTE ST CENTO REMS	85.40
07200403845053	845053 ROLETE DE CORTE CU CENTO REMS	85.40
07200403845054	845054 ROLETE DE CORTE RF REMS	85.40
07200403845055	845055 ROLETE ESPECIAL C-SF REMS	85.40
07200403845057	845057 DISCO REMS ROLETE CORTE PS 21	108.10
07200403845060	845060 ADAPTADOR TUBOS 50-100MM	188.00
07200403845110	845110 ROLO AÇO INOXIDAVEL INOX (JOGO)	235.00
07200403845220	845220 ADAPT.C/ROL.REMS DUECENTO 100-225	118.00
07200403845230	845230 ADAPT.C/ROL.REMS DUECENTO 40-100	118.00

MAQ.CORTAR- ESCARREADOR REMS

07200404113810	113810 ESCARREADOR REG.10-42 REMS	94.10
07200404113815	113815 PORTAESCARIADOR REG.10-42 REMS	40.10
07200404113825	113825 ESCARREADOR REG.8-35 REMS	51.60
07200404113830	113830 ESCARREADOR REG.10-54 REMS	58.80
07200404113835	113835 ESCARREADOR REG.10-54 E REMS	107.90
07200404113840	113840 ESCARREADOR REG.28-108 REMS	257.60
07200404113900	113900 ESCARREADOR REG 3-35 REMS	15.30
07200404113910	113910 ESCARREADOR UNIV.REG REMS	20.60
07200404731700	731700 ESCARR.INT.REG ELECT.ST1/4-2 REMS	116.10

MAQ.CORTAR- ROLETES REMS

07200402113210	113210 ROLETE CORTE CU/INOX 3-120 REMS	9.20
----------------	--	------

MAQ.CURVAR REMS**ACESSÓRIOS DE CURVAR E PEÇAS DESLIZ.REMS**

07200506140120	140120 SPRAY P/MAQ.CURVAR 400ML REMS	22.30
07200506581070	581070 FORMA+PEÇA DESLIZ.DM.28 REMS	221.20
07200506581150	581150 FORMA+PEÇA DESLIZ.DN30 REMS	295.20
07200506581260	581260 FORMA+PEÇA DESLIZ.11/8 R102 REMS	295.20
07200506581280	581280 FORMA+PEÇA DESLIZ.DM.V 32 REMS	306.20
07200506581350	581350 FORMA+PEÇA DESLIZ.DM.35,R140 REMS	481.70
07200506581400	581400 FORMA+PEÇA DESLIZ.DM.10 REMS	196.50
07200506581420	581420 FORMA+PEÇA DESLIZ.DM.14 REMS	141.60
07200506581430	581430 FORMA+PEÇA DESLIZ.DM.15 REMS	141.60



+351 244 800 160
+351 244 802 323



geral@canalcentro.pt
info@canalcentro.pt



R. do Bailadouro s/nº,
2410-211 Pousos

 **canalcentro**

07200506581450	581450 FORMA+PEÇA DESLIZ.DM.18 REMS	147.30
07200506581460	581460 FORMA+PEÇA DESLIZ.DM.22 REMS	174.60
07200506581500	581500 FORMA+PEÇA DESLIZ.DM.35 R100 REMS	400.40
07200506581510	581510 FORMA+PEÇA DESLIZ.DM.42 R140 REMS	479.50
07200506581520	581520 FORMA+PEÇA DESLIZ.DM.1"(DN25)REMS	400.60
07200506581530	581530 FORMA+PEÇA DESLIZ.DM.11/4" REMS	470.60
07200506581540	581540 FORMA+PEÇA DESLIZ.DM.50 R135 REMS	481.70

MAQ.CURVAR - CURVADORAS HIDRAULICAS REMS

07200500153522	153522 REMS HYDRO-SWING16/18/20/25-26	559.00
07200500153523	153523 REMS HYDRO-SWING16/18/20/25-26/32	629.00
07200500153525	153525 REMS HYDRO-SWING 12-15-18-22	579.00
07200500153540	153540 FORMA CURVAR 22,18U,7/8 R86 REMS	59.00
07200500153561	153561R KIT SWING REMS	64.95
07200500590021	590021 CURVAD.HIDRAUL.SET ST 1/2 ATE 2	1399.00

MAQ.CURVAR - CURVADORAS MANUAIS REMS

07200501153022	153022 CURVAD.MANUAL 14,16,18,20,25/26	289.00
07200501153023	153023 CURVAD.MANUAL 16,18,20,25/26-32	469.00
07200501153025	153025 CURVAD.MANUAL 12-22/ 1/2-7/8 REMS	279.00
07200501153027	153027 CURVAD.MANUAL 10-22/3/8-7/8 REMS	374.00
07200501153028	153028 CURVAD.MANUAL 10-32/3/8-7/8 REMS	529.00
07200501153029	153029 CURVAD.MANUAL 16-20-25/26-32 REMS	439.00
07200501153100	153100 DISPOSITIVO ACIONADOR REMS SWING	119.00
07200501153115	153115 SUPORTE P/PEÇA DESLIZANTE 32	103.00
07200501153125	153125 SUPORTE UNIV.C/PEÇAS DESLIZ.10-26	47.80
07200501153140	153140 REMS SWING SET DE INVERSAO	119.40
07200501153155	153155 MATRIZ CURV.10,R36 U, 3/8 REMS	24.70
07200501153160	153160 MATRIZ CURV.12,R36 U,1/2,10U REMS	24.70
07200501153175	153175 MATRIZ CURV.15,R55,5/8,12 U REMS	24.70
07200501153190	153190 MATRIZ CURV.18,R72,3/4,15 U REMS	24.70
07200501153195	153195 MATRIZ P/CURVADORA 20,18	24.70
07200501153200	153200 FORMA CURVAR 22,18U,7/8 R86 REMS	24.70
07200501153205	153205 FORMA CURVAR 25-26 R88 REMS	24.70
07200501153210	153210 MATRIZ P/CURVADORA DN32 REMS	49.90

MAQ.CURVAR -CURVADORAS ELECTRICAS

07200503580000	580000 MAQUINA REMS CURVO	999.00
07200503580024	580024 MAQ.CURVAR ELECT.3/8 ATE 7/8 REMS	1870.00
07200503580026	580026 MAQ.CURVAR ELECT.15-18-22 REMS	1389.00
07200503580027	580027 MAQ.CURVAR ELECT.15-18-22-28 REMS	1559.00
07200503580028	580028 CURVATUBO ELE.SET 14-16-18-22-28	1625.00
07200503580110	580110 MAQ.CURVAR 50 BASIC-PACK REMS	2690.00
07200503581440	581440 FORMA + PEÇA DESLIZ.16, 12 U	141.60
07200503582036	582036 PARAFUSO OU PINO REMS	31.40
07200503582110	582110 ARRASTE QUADRADO 35-50	143.00
07200503582120	582120 UNIDADE QUADRADA 10-40 ESCOR.REMS	234.00
07200503586100	586100 SUPORTE MAQUINA 3B REMS	188.80

MAQ.EXPANDIR REMS**ABOCARDAD.E EXPANDIDOR TUBO ELECT.REMS**

07200813156010	156010 TWIST/HURRICAN 12-15-18-22 REMS	1195.00
07200813156012	156012 TWIST/HURRICAN 12-14-16-18-22 REM	1390.00
07200813156014	156014 TWIST/HURRICAN3/8-1/2-5/8-3/4-7/8	1420.00

ABOCARDADORES DE TUBO MANUAL REMS

07200810151003	151003 ABORCADADOR HURRICAN H SET REMS	429.00
07200810151230	151230 ALICATE REMS	38.40

ABORCADODORES DE TUBOS ELECTRICOS REMS

07200805151000	151000 ABOCARDADOR TUBOS ELECT.12-22	758.00
----------------	--------------------------------------	--------

ACESSORIOS DE ABOCARDAR

07200820151125	151125 FERRAMENTAS ABOCARD.COBRE 15	52.40
07200820151130	151130 FERRAMENTAS ABOCARD.COBRE 16	52.40



07200820151155	151155 FERRAMENTAS ABOCARD.COBRE 3/8	56.40
07200820151200	151200 PORTA-FERRAMENTA P/ABOCARDAR	65.80
07200820151210	151210 BROCA DE TALADRAR 10-22 MM	98.70

CABECAS DE EXPANDIR CU REMS

07200802150110	150110 CABECA DE EXPANDIR DM12 REMS	49.90
07200802150120	150120 CABECA DE EXPANDIR DM14 REMS	49.90
07200802150125	150125 CABEÇA EXPANDIR DM15 REMS	49.90
07200802150150	150150 CABECA DE EXPANDIR DM22 REMS	49.90
07200802150170	150170 CABECA DE EXPANDIR CU 28 REMS	59.90
07200802150190	150190 CABECA DE EXPANDIR CU 35 REMS	79.90
07200802150220	150220 CABECA DE EXPANDIR CU 3/8 REMS	49.90

EXPANDIDOR DE TUBOS POR ACUMULADOR REMS

07200803571545	571545 ACUMULAD.LI- ION14,4V 1.6 AH REMS	129.00
07200803571555	571555 ACUMULAD.LI- ION14,4V 3,2 AH REMS	179.00
07200803575017	575017 EXPAND. PRESS Q&E 16-63 MM REMS	1149.0
07200803575100	575100 ADPTADOR Q&E 16-40 MM REMS	109.90
07200803575278	575278 CAIXA METALICA C/FORMA MM REMS	85.30

EXPANDIDOR MANUAL P/TUBOS REMS

07200804150550	150550 EXPANDIDOR EX-PRESS H REMS	155.00
----------------	-----------------------------------	--------

EXPANSOR MANUAL REMS

07200801150000	150000 ESPANSOR EX-PRESS CU 12-22 REMS	359.00
07200801150007	150007 ALICATE EXPANDIDOR 12-28 REMS	419.00
07200801150017	150017 ESPANSOR EX-PRESS CU3/8-11/8 REMS	499.00

MAQ.P/ SOLAR REMS**MAQUINAS DE SOLDAR REMS**

07202001115220	115220 FILTRO FINO + BOLSA FILTRO 70	81.10
07202001115311	115311 BOMBA ELECT.REMS SOLAR PUSH I 80	829.00
07202001115312	115312 BOMDA ELECT.REMS SOLAR PUSH K 60	755.00
07202001115326	115326 VALVULA INVERSAO CAUDAL	225.60

MAQ.PERFURAR DIAM.RE**ACESSORIOS DE PERFURAR REMS**

07201210180052	180052 ADAPTADOR G1/2EX UNC1 1/4 EX REM	24.20
07201210180053	180053 ADAPTADOR HILTI DD100 E DD130 REM	37.20
07201210180054	180054 ADAPTADOR HILTI BU UNC 11/4A	85.60
07201210180055	180055 ADAPTADOR UNC 11/4A WURTH	34.50
07201210180056	180056 ADAPTADOR UNC 11 A G 1/2 i REM	22.00
07201210180155	180155 PROLONGADOR BROCAS 200MM REMS	44.60
07201210181700	181700 BROCA P/MAT.VITREOS 6-8-10 REMS	169.00
07201210181710	181710 BROCA P/AZULEJOS 5MM REMS	42.60
07201210181711	181711 BROCA P/AZULEJOS 6MM REMS	43.60
07201210181712	181712 BROCA P/AZULEJOS 8MM REMS	44.70
07201210181713	181713 BROCA P/AZULEJOS 10MM REMS	44.70
07201210181714	181714 BROCA P/AZULEJOS 12MM REMS	44.70
07201210181715	181715 BROCA P/AZULEJOS 14MM REMS	49.90

ASPIRADORES ELECT.REMS PULL L / M

07201206185500	185500 REMS PULL L SET	599.00
07201206185501	185501 ASPIR.ELECT.REMS PULL M SET	865.00
07201206185510	185510 BOLSA FILTRO DE PAPEL (5 UNI)	23.90

BROCAS PERFURADORAS DIAMANTE REMS

07201202181010	181010 BROCA UDKB 32X420XUNC 11/4 REMS	116.95
07201202181015	181015 BROCA UDKB 42X420XUNC 11/4 REMS	108.95
07201202181020	181020 BROCA UDKB 52X420XUNC 11/4 REMS	115.95
07201202181025	181025 BROCA UDKB 62X420XUNC 11/4 REMS	125.95
07201202181030	181030 BROCA UDKB 72X420XUNC 11/4 REMS	149.40
07201202181035	181035 BROCA UDKB 82X420XUNC 11/4 REMS	154.95
07201202181040	181040 BROCA UDKB 92X420XUNC 11/4 REMS	174.95
07201202181045	181045 BROCA UDKB 102X420XUNC 11/4 REMS	178.95
07201202181050	181050 BROCA UDKB 112X420XUNC 11/4 REMS	188.95



07201202181057	181057 BROCA UDKB 125X420XUNC 11/4 REMS	224.95
07201202181060	181060 BROCA UDKB 132X420XUNC 11/4 REMS	224.95
07201202181065	181065 BROCA UDKB 152X420XUNC 11/4 REMS	264.95
07201202181070	181070 BROCA UDKB 162X420XUNC 11/4 REMS	279.95
07201202181075	181075 BROCA UDKB 182X420XUNC 11/4 REMS	310.95
07201202181080	181080 BROCA UDKB 200X420XUNC 11/4 REMS	328.95
07201202181085	181085 BROCA UDKB 225X420XUNC 11/4 REMS	399.95
07201202181090	181090 BROCA UDKB 250X420XUNC 11/4 REMS	410.95
07201202181095	181095 BROCA UDKB 300X420XUNC 11/4 REMS	536.95
07201202181410	181410 BROCA UDKB-LS 32X420XUNC 11/4 REM	152.95
07201202181415	181415 BROCA UDKB-LS 42X420XUNC 11/4 REM	119.95
07201202181420	181420 BROCA UDKB-LS 52X420XUNC 11/4 REM	127.95
07201202181425	181425 BROCA UDKB-LS 62X420XUNC 11/4 REM	138.95
07201202181430	181430 BROCA UDKB-LS 72X420XUNC 11/4 REM	164.95
07201202181435	181435 BROCA UDKB-LS 82X420XUNC 11/4 REM	170.95
07201202181440	181440 BROCA UDKB-LS 92X420XUNC 11/4 REM	192.95
07201202181445	181445 BROCA UDKB-LS 102X420XUNC 11/4 R.	196.95
07201202181450	181450 BROCA UDKB-LS 112X420XUNC 11/4 R.	207.95
07201202181457	181457 BROCA UDKB-LS 125X420XUNC 11/4 R.	247.95
07201202181460	181460 BROCA UDKB-LS 132X420XUNC 11/4 R.	247.95
07201202181465	181465 BROCA UDKB-LS 152X420XUNC 11/4 R.	291.95
07201202181470	181470 BROCA UDKB-LS 162X420XUNC 11/4 R.	307.95
07201202181475	181475 BROCA UDKB-LS 182X420XUNC 11/4 R.	373.95
07201202181480	181480 BROCA UDKB-LS 200X420XUNC 11/4 R.	394.95

**MAQ.CHANFRAR E SERRAR C/DISCO DIAM.REMS**

07201205185010	185010 REMS KROKODIL 125 BASIC-PACK	939.00
07201205185021	185021 DISCO CORTE DIAMANT.LS- TURB.REMS	26.70
07201205185022	185022 DISCO CORTE DIAMANT.LS-H-P 125MM	53.40
07201205185024	185024 CINZEL DE PONTA PLANA REMS	15.30

MAQUINAS PERFURADORAS ELECTRICAS REMS

07201201180010	180010 MAQ.PERFUR.ELECT.PICUS S1 REMS	1265.0
07201201180011	180011 MAQ.PERFUR.ELECT.PICUS S3 REMS	1910.0
07201201180012	180012 MAQ.PERFUR.ELECT.PICUS S2/3,5 R	2850.0
07201201180028	180028 MAQ.PICUS S3 SET 62-82-132 TITAN	3655.0
07201201180030	180030 MAQ.PICUS S2/3,5 SET TITAN REMS	4090.0
07201201180031	180031 MAQ.PICUS S1 SET 62 SIMPL.2 REMS	2175.0
07201201180160	180160 MOTOR ASPIRACAO REMS	133.95
07201201182006	182006 DEPOSITO PRESSAO AGUA 8LTS REMS	165.00
07201201183010	183010 MAQ.PERFUR.ELECTR.DIAM.PICUS SR R	1340.0
07201201183022	183022 REMS PICUS SR SET TITAN	2350.0
07201201183023	183023 PICUS SR SET 62-82-132 TITAN REMS	2799.0
07201201183600	183600 COLUNA PERFURACAO REMS SIMPLEX 2	1240.0
07201201183700	183700 MAQ.SET SIMPLEX 2 REMS	785.00

MAQ.PRENS.AXI.REMS**ACESSORIOS PARA REMS AX-PRESS**

07200703573628	573628 JOGO CABEÇA COMPRESSAO BA/SP 32	91.95
07200703573632	573632 JOGO CABEÇA COMPRESSAO 16 REMS	82.95
07200703573636	573636 JOGO CABEÇA COMPRESSAO 20 REMS	82.95
07200703573640	573640 JOGO CABEÇA COMPRESSAO 25 REMS	82.95
07200703573644	573644 JOGO CABEÇA COMPRESSAO 32 REMS	82.95
07200703573646	573646 CUNA UNI TL REMS	82.95
07200703573652	573652 JOGO CABEÇA COMPRESSAO 40 REMS	102.95

MAQ. ACIONA.AX-PRESS 25/25 L ACC REMS

07200701574300	574300 MAQ.ACIONAD.AX-PRESS H REMS	249.00
----------------	------------------------------------	--------

MAQ.PRENS.RAD.REMS**ACESSORIOS P/MAQ.PRENSAR MINI REMS**

07200610578213	578213 ROLETES DE PRENSAR REMS	12.82
07200610578271	578271R PISTON REMS	26.00
07200610578290	578290 CAIXA METALICA COM FORMA REMS	85.30



07200610578295	578295 CAIXA METAL. C/8 MORDENT. MINI REMS	74.70
07200610578558	578558 MORDENTE ADAPTADORA MINI Z1 REMS	114.90

ACESSORIOS P/MAQ.PRENSAR REMS

07200630570280	570280 CAIXA METALICA S/MORDENTES REMS	85.30
07200630570290	570290 CAIXA MET.C/2 MORD.PRENS.4G REMS	74.70
07200630570295	570295 CAIXA MET.C/6 MORDENT.PRENS.REMS	74.70
07200630572060	572060 CONJUNTO ANEIS PRENSAR COMPLETO	1206.8
07200630572795	572795 MORDENTE INTERMEDIA Z2 REMS	119.95
07200630572809	572809 CAIXA METALICA P/MORDENTES	85.30
07200630572810	572810 CAIXA METALICA REMS	71.80
07200630572816	572816 ANEL CRAVAR 76.1	489.95
07200630572817	572817 ANEL CRAVAR 88.9	519.95

**ALICATES /ACESS.PRENSAR CORTA CABOS REMS**

07200641571889	571889 PAR LAMINAS CORTA CABOS REMS	88.95
----------------	-------------------------------------	-------

CONJUNTOS PROMOCIONAIS MINI-PRESS REMS

07200650572X02	572X02 POWER-PRESS SE BASIC+3 MORD.ATE35	1163.8
07200650578X04	578X04 MINI-PRESS ACC L-ION+3 MORD.ATÉ35	1545.4
07200650578X08	578X08 MINI-PRESS S 22 V+3 MORD.ATÉ 35	1795.4
07200650578X09	578X09 MAQ.PRENSAR MINI-PRESS+PACK REMS	1825.4

FERRAMENTAS MANUAIS REMS ECO-PRESS

07200611574430	574430 CAIXA METALICA	74.70
----------------	-----------------------	-------

MAQ.PRENSAR RADIAL MINI REMS

07200601571510	571510 ACUMULADOR NI-CD REMS	139.95
07200601571560	571560 CARREGADOR RAPIDO LI-LON REMS	134.95
07200601571565	571565 ADAPTADOR 230V LI-ION REMS	309.00
07200601571567	571567 FONTE ALIMENTACAO 230V/21,6V REMS	349.00
07200601571570	571570 ACUMULAD.LI- ION21.6V 1.5 AH REMS	189.00
07200601571571	571571 ACUMULAD.LI- ION21.6V 2.5 AH REMS	219.00
07200601571585	571585 CARREGADOR RAPIDO LI- ION 230 50-60Hz 90W	159.00
07200601578010	578010 MAQ.PRENSAR MINI-PRESS ACC REMS	1439.0
07200601578012	578012 MAQ.PRENSAR MINI-PRESS ACC LI-ION	1189.0
07200601578014	578014 MAQ.PRENSAR MINI-PRESS 22V L-BOX	1469.0
07200601578015	578015 MAQ.PRENSAR MINI-PRESS S 22V ACC	1439.0
07200601578X05	578X05 MAQ.PRENSAR MINI-PRESS+PACK REMS	1795.4

MAQ.PRENSAR RADIAL REMS

07200616571013	571013 MAQ.AKKU-PRESS ACC LI-ION BASIC-P	1189.0
07200616571014	571014 MAQ.PRENS.AKKU-PRESS ACC LI-ION B	1349.0
07200616571015	571015 MAQ.PRENS.AKKU-PRESS ACC POWER ED	1329.0
07200616572110	572110 MAQ.PRENS.POWER-PRESS C/FIO REMS	719.00
07200616572111	572111 MAQ.PRENS.POWER-PRESS SE (NOVA)	789.00
07200616574000	574000 ALICATE MANUAL ECO-PRESS REMS	179.00
07200616576010	576010 MAQ.PRENS.AKKU-PRESS 22V ACC B.PK	1662.3
07200616577010	577010 MAQ.PRENS.POWER-PRESSA ACC C/FIO	1149.0
07200616577011	577011 MAQ.PRENS.POWER-PRESS C/FIO REMS	1049.0
07200616577X04	577X04 REMS POWER PRESS ACC SUP.AKTION	1523.8
07200616579010	579010 MAQ.POWER PRESS XL ACC	1849.0
07200616579240	579240 CAIXA DE TRANSPORTE	232.40

MORDENTES DE CORTE M REMS

07200640571865	571865 MORDENTE DE CORTE M10	193.95
07200640571870	571870 MORDENTE DE CORTE M12	193.95
07200640571887	571887 MORDENTE CORTA P/CABO ELECTRICO	319.00
07200640571890	571890 MORDENTE DE CORTE M6	193.95
07200640571895	571895 MORDENTE DE CORTE M8	193.95
07200640578623	578623 MORDENTE DE CORTE MINI UNC 3/8	179.95

MORDENTES P/MAQ.PRENSAR PERFIL G REMS

07200621570400	570400 MORDENTE P/MAQ.PRENSAR G16 REMS	149.95
07200621570410	570410 MORDENTE P/MAQ.PRENSAR G20 REMS	149.95
07200621570420	570420 MORDENTE P/MAQ.PRENSAR G26 REMS	159.95



07200621570430	570430 MORDENTE P/MAQ.PRENSAR G32 REMS	169.95
07200621570440	570440 MORDENTE P/MAQ.PRENSAR G40 REMS	219.95
07200621570450	570450 MORDENTE P/MAQ.PRENSAR G50 REMS	229.95
07200621572470	572470 MORDENTE P/MAQ.PRENSAR G63 REMS	629.95

MORDENTES P/MAQ.PRENSAR PERFIL H REMS

07200620570300	570300 MORDENTE P/MAQ.PRENSAR H12 REMS	134.95
07200620570320	570320 MORDENTE P/MAQ.PRENSAR H16 REMS	134.95
07200620570340	570340 MORDENTE P/MAQ.PRENSAR H18 REMS	134.95
07200620570350	570350 MORDENTE P/MAQ.PRENSAR H20 REMS	134.95
07200620570360	570360 MORDENTE P/MAQ.PRENSAR H25 REMS	134.95
07200620570370	570370 MORDENTE P/MAQ.PRENSAR H26 REMS	134.95
07200620570380	570380 MORDENTE P/MAQ.PRENSAR H32 REMS	134.95
07200620570390	570390 MORDENTE P/MAQ.PRENSAR H40 REMS	454.95

MORDENTES P/MAQ.PRENSAR PERFIL M REMS

07200624570100	570100 MORDENTE P/MAQ.PRENSAR M12 REMS	124.95
07200624570110	570110 MORDENTE P/MAQ.PRENSAR M15 REMS	124.95
07200624570120	570120 MORDENTE P/MAQ.PRENSAR M18 REMS	124.95
07200624570130	570130 MORDENTE P/MAQ.PRENSAR M22 REMS	124.95
07200624570140	570140 MORDENTE P/MAQ.PRENSAR M28 REMS	124.95
07200624570150	570150 MORDENTE P/MAQ.PRENSAR M35 REMS	124.95
07200624570160	570160 MORDENTE P/MAQ.PRENSAR M42 REMS	399.95
07200624570170	570170 MORDENTE P/MAQ.PRENSAR M54 REMS	399.95
07200624579101	579101 ANEL DE PRENSAR M76.1 XL REMS	935.95
07200624579102	579102 ANEL DE PRENSAR M88.9 XL REMS	987.95
07200624579103	579103 ANEL DE PRENSAR M108.0XL REMS	1040.0
07200624579110	579110 ANEL DE PRENSAR M88.9 G XL REMS	1090.0
07200624579111	579111 ANEL DE PRENSAR M108.0 G XL REMS	1090.0

MORDENTES P/MAQ.PRENSAR PERFIL RFZ REMS

07200618571320	571320 MORDENTE P/MAQ.PRENSAR RFZ12 REMS	155.95
07200618571325	571325 MORDENTE P/MAQ.PRENSAR RFZ16 REMS	155.95
07200618571330	571330 MORDENTE P/MAQ.PRENSAR RFZ20 REMS	155.95
07200618571335	571335 MORDENTE P/MAQ.PRENSAR RFZ25 REMS	155.95
07200618571337	571337 MORDENTE P/MAQ.PRENSAR RFIZ25 R	171.95
07200618571340	571340 MORDENTE P/MAQ.PRENSAR RFZ32 REMS	155.95
07200618571342	571342 MORDENTE P/MAQ.PRENSAR RFIZ32 R	171.95

MORDENTES P/MAQ.PRENSAR PERFIL TH REMS

07200622570455	570455 MORDENTE P/MAQ.PRENSAR TH14 REMS	149.95
07200622570460	570460 MORDENTE P/MAQ.PRENSAR TH16 REMS	149.95
07200622570462	570462 MORDENTE P/MAQ.PRENSAR TH17 REMS	149.95
07200622570465	570465 MORDENTE P/MAQ.PRENSAR TH18 REMS	149.95
07200622570470	570470 MORDENTE P/MAQ.PRENSAR TH20 REMS	149.95
07200622570475	570475 MORDENTE P/MAQ.PRENSAR TH26 REMS	149.95
07200622570480	570480 MORDENTE P/MAQ.PRENSAR TH32 REMS	149.95
07200622570485	570485 MORDENTE P/MAQ.PRENSAR TH40 REMS	197.95
07200622570495	570495 MORDENTE P/MAQ.PRENSAR TH25 REMS	149.95
07200622572400	572400 MORDENTE P/MAQ.PRENSAR TH50 REMS	519.95
07200622572405	572405 MORDENTE P/MAQ.PRENSAR TH63 REMS	519.95

MORDENTES P/MAQ.PRENSAR PERFIL U REMS

07200617570760	570760 MORDENTE P/MAQ.PRENSAR U14 REMS	139.95
07200617570765	570765 MORDENTE P/MAQ.PRENSAR U16 REMS	139.95
07200617570770	570770 MORDENTE P/MAQ.PRENSAR U18 REMS	139.95
07200617570775	570775 MORDENTE P/MAQ.PRENSAR U20 REMS	139.95
07200617570780	570780 MORDENTE P/MAQ.PRENSAR U25 REMS	139.95
07200617570785	570785 MORDENTE P/MAQ.PRENSAR U32 REMS	163.95
07200617570790	570790 MORDENTE P/MAQ.PRENSAR U40 REMS	199.95
07200617570795	570795 MORDENTE P/MAQ.PRENSAR U50 REMS	239.95
07200617572365	572365 MORDENTE P/MAQ.PRENSAR U63 REMS	519.95
07200617572828	572828 ANEL DE PRENSAR U75 (PR-3B) REMS	519.95



MORDENTES P/MAQ.PRENSAR PERFIL V REMS

07200619570107	570107 MORDENTE P/MAQ.PRENSAR V12 REMS	124.95
07200619570112	570112 MORDENTE P/MAQ.PRENSAR V14 REMS	124.95
07200619570115	570115 MORDENTE P/MAQ.PRENSAR V15 REMS	124.95
07200619570117	570117 MORDENTE P/MAQ.PRENSAR V16 REMS	124.95
07200619570125	570125 MORDENTE P/MAQ.PRENSAR V18 REMS	124.95
07200619570135	570135 MORDENTE P/MAQ.PRENSAR V22 REMS	124.95
07200619570145	570145 MORDENTE P/MAQ.PRENSAR V28 REMS	124.95
07200619570155	570155 MORDENTE P/MAQ.PRENSAR V35 REMS	124.95
07200619570165	570165 MORDENTE P/MAQ.PRENSAR V42 REMS	289.95
07200619570175	570175 MORDENTE P/MAQ.PRENSAR V54 REMS	299.95
07200619574504	574504 MORDENTE PRENSAR 45° V15 (PR-2B) REMS	99.95

MORDENTES P/MAQ.PRENSAR PERFIL Z3 REMS

07200623572800R	572800R MORDENTE ADAPTADOR Z3 REMS	259.95
07200623572801	572801 MORDENTE INTERMEDIA Z4 REMS	259.95
07200623572802	572802 MORDENTE INTERMEDIA Z5 REMS	259.95
07200623579120	579120 MORDENTE INTERMEDIA Z6 XL REMS	299.95

MORDENTES PRENSAR MINI PERF VUS/FTB REMS

07200609571432	571432 MORDENTE PRENSAR MINI FTB 15	179.95
07200609578566	578566 MORDENTE PRENSAR MINI VUS 1/2 R.	142.50
07200609578568	578568 MORDENTE PRENSAR MINI VUS 3/4 R.	142.50
07200609578570	578570 MORDENTE PRENSAR MINI VUS 1 R.	142.50

MORDENTES PRENSAR MINI PERFIL G REMS

07200602578444	578444 MORDENTE PRENSAR MINI G 16 REMS	142.50
07200602578446	578446 MORDENTE PRENSAR MINI G 20 REMS	142.50
07200602578448	578448 MORDENTE PRENSAR MINI G 26 REMS	152.00
07200602578450	578450 MORDENTE PRENSAR MINI G 32 REMS	161.50
07200602578452	578452 MORDENTE PRENSAR MINI G 40 REMS	209.00

MORDENTES PRENSAR MINI PERFIL H REMS

07200606578400	578400 MORDENTE PRENSAR MINI H 16 REMS	128.30
07200606578406	578406 MORDENTE PRENSAR MINI H 20 REMS	128.30
07200606578410	578410 MORDENTE PRENSAR MINI H 26 REMS	128.30
07200606578412	578412 MORDENTE PRENSAR MINI H 32 REMS	128.30

MORDENTES PRENSAR MINI PERFIL M REMS

07200607578310	578310 MORDENTE PRENSAR MINI M12 REMS	118.80
07200607578312	578312 MORDENTE PRENSAR MINI M15 REMS	118.80
07200607578314	578314 MORDENTE PRENSAR MINI M18 REMS	118.80
07200607578316	578316 MORDENTE PRENSAR MINI M22 REMS	118.80
07200607578318	578318 MORDENTE PRENSAR MINI M28 REMS	118.80
07200607578390	578390 MORDENTE PRENSAR MINI M35 REMS	148.80
07200607578620	578620 MORDENTE PRENSAR MINI M6 REMS	193.95
07200607578621	578621 MORDENTE PRENSAR MINI M8 REMS	193.95
07200607578622	578622 MORDENTE PRENSAR MINI M10 REMS	193.95

MORDENTES PRENSAR MINI PERFIL RFZ REMS

07200604578490	578490 MORDENTE PRENSAR MINI RFZ 12 REMS	148.20
07200604578492	578492 MORDENTE PRENSAR MINI RFZ 16 REMS	148.20
07200604578494	578494 MORDENTE PRENSAR MINI RFZ 20 REMS	148.20
07200604578496	578496 MORDENTE PRENSAR MINI RFZ 25 REMS	148.20
07200604578498	578498 MORDENTE PRENSAR MINI RFZ 32 REMS	148.20

MORDENTES PRENSAR MINI PERFIL TH REMS

07200608578352	578352 MORDENTE MINI PRENSAR TH 16 REMS	142.50
07200608578358	578358 MORDENTE MINI PRENSAR TH 20 REMS	142.50
07200608578360	578360 MORDENTE MINI PRENSAR TH 25 REMS	142.50
07200608578362	578362 MORDENTE MINI PRENSAR TH 26 REMS	142.50
07200608578364	578364 MORDENTE MINI PRENSAR TH 32 REMS	142.50

MORDENTES PRENSAR MINI PERFIL U REMS

07200603578372	578372 MORDENTE PRENSAR MINI U 14 REMS	140.00
07200603578374	578374 MORDENTE PRENSAR MINI U 16 REMS	133.00



+351 244 800 160
+351 244 802 323



geral@canalcentro.pt
info@canalcentro.pt



R. do Bailadouro s/nº,
2410-211 Pousos



07200603578376	578376 MORDENTE PRENSAR MINI U 18 REMS	133.00
07200603578378	578378 MORDENTE PRENSAR MINI U 20 REMS	133.00
07200603578380	578380 MORDENTE PRENSAR MINI U 25 REMS	133.00
07200603578382	578382 MORDENTE PRENSAR MINI U 32 REMS	155.80
07200603578386	578386 MORDENTE PRENSAR MINI U 40 REMS	190.00

MORDENTES PRENSAR MINI PERFIL V REMS

07200605578324	578324 MORDENTE PRENSAR MINI V 12 REMS	118.80
07200605578326	578326 MORDENTE PRENSAR MINI V 14 REMS	118.80
07200605578328	578328 MORDENTE PRENSAR MINI V 15 REMS	118.80
07200605578330	578330 MORDENTE PRENSAR MINI V 16 REMS	118.80
07200605578332	578332 MORDENTE PRENSAR MINI V 18 REMS	118.80
07200605578334	578334 MORDENTE PRENSAR MINI V 22 REMS	118.80
07200605578336	578336 MORDENTE PRENSAR MINI V 28 REMS	118.80
07200605578604	578604 MORDENTE PRENSAR MINI V 35 REMS	148.80

**MAQ.RANHURAR REMS****ACESSORIOS RANHURAR REMS**

07200210347010	347010 INTERRUPTOR DE PEDAL REMS	197.60
07200210347030	347030 CONJ.CILIND.RANHURAR 1-11/2 REMS	299.00
07200210347034	347034 CONJ.CILIND.RANHUR.CU 54-159 REMS	299.00
07200210347035	347035 CONJ.CILINDRICO RANHURAR 2-6 REMS	299.00
07200210347040	347040 CONJ.CILINDRI.RANHURAR 8-12 REMS	449.00
07200210347046	347046 CONJ.CILIND.RANHUR.INOX 2-6 REMS	569.00

MAQ.RANHURAR - DISPOSITIVO RANHURADORES

07200201347000	347000 DISPOSITIVO RANHURADOR REMS	1860.0
07200201347001	347001 DISP.RANHURADOR RIGIDO R300 REMS	1860.0
07200201347006	347006 COLLUM RG - RANHURAR ELECT.ATÉ 12	2170.0
07200201530000	530000 MAQUINA ACC REMS AMIGO	485.00

MAQ.ROSCAR REMS**MAQ.ROSC.PENTES REMS ROSCA CONICA REMS**

07200107341403	341403 PENTE C/ROSCA CON.R-1/2-3/4 REMS	258.00
07200107341404	341404 PENTE C/ROSCA CONICA R-1-2 REMS	258.00
07200107381401	381401 PENTE NPT 21/2-4 RWS REMS	540.00
07200107381410	381410 PENTE NPT 21/2-4 HSS REMS	810.00

MAQ.ROSCADORA SEMIAUTOM.UNIMAT 75 REMS

07200108750003	750003 MAQ.ROSCAD.SEMIAUT.UNIMAT 75 REMS	16990
07200108751000	751000 CABELA DE ROSCAR UNIV.AUTOM.REMS	1070.0
07200108751040	751040 CHAVE P/ABRIR E FECHAR R	136.30
07200108751080	751080 CHAVE DE SERRA M REMS	136.30

MAQ.ROSCADORA SEMIAUTOM.UNIMAT 77 REMS

07200110770004	770004 MAQ.ROSCAD.UNIMAT 77 BASIC PS	25890
----------------	--------------------------------------	-------

MAQ.ROSCAR - OLEOS DE ROSCAR

07200105140100	140100 BIDON DE 5LT OLEO REMS	52.90
07200105140103	140103 BARRIL DE 50LT OLEO REMS	513.00
07200105140105	140105 SPRAY 600 ML OLEO REMS	18.40
07200105140115	140115 SPRAY 600 ML SANITOL REMS	19.95

MAQ.ROSCAR - PORTANIPLES

07200106110300	110300 PORTA NIPLES 1 REMS NIPPELSPANNER	177.00
07200106110500	110500 PORTA NIPLES 11/2 REMS NIPELSPAN.	250.10
07200106110600	110600 PORTA NIPLES 2 REMS NIPPELSPANNER	307.10
07200106110620	110620 NIPPELSPANNER SET 1/2-11/4 REMS	589.00
07200106110621	110621 NIPPELSPANNER SET 1/2-2 REMS	1062.0
07200106111620	111620 NIPPELFIX SET 1/2-11/4" C/CX.REMS	809.00
07200106111621	111621 NIPPELFIX SET 1/2-2" C/CX.REMS	1416.0
07200106111700	111700 NIPPELFIX AUTOMAT.21/2" REMS	449.70
07200106111800	111800 NIPPELFIX AUTOMAT.3" REMS	479.70
07200106111900	111900 NIPPELFIX AUTOMAT.4" REMS	539.80

MAQ.ROSCAR - ROSCADORAS DE PES REMS

07200104304201	340201 MAQ.ROSCAR TORNADO 2010 REMS	3754.0
----------------	-------------------------------------	--------



+351 244 800 160
+351 244 802 323



geral@canalcentro.pt
info@canalcentro.pt



R. do Bailadouro s/nº,
2410-211 Pousos

07200104340226	340226 MAQ.ROSCAR MAGNUM 2000L-T R1/2-3	3714.0
07200104341614	341614 ROLETE REMS 1/8 - 4	11.80
07200104344100	344100 CARRO TRANSPORTE P/ROSCADORA	375.00
07200104344105	344105 SUPORTE DA ROSCADORA	219.00
07200104344150	344150 CARRO TRANSPORTE P/ROSCADORA	455.00
07200104380309	380309 MAQ.ROSCAD. MAGNUM 3000 REMS	5399.0
07200104380310	380310 MAQ.ROSCAR MAGNUM 3010L-T R1/2-3	5604.0
07200104380430	380430 MAQ.ROSCAR MAGNUM 4010T 1/2 A 4	6969.0
07200104380442	380442 MAQ.ROSCAR MAGNUM 4010L-T21/2-4	5344.0
07200104380445	380445 MAQ.ROSCAR MAGNUM 4010L-T1/2 -4	6304.0
07200104381622	381622 LAMINA REMS ST 1-4, S12	27.40

MAQ.ROSCAR - ROSCADORAS ELECTROPORTATEIS

07200103347007	347007 SUPORTE DE MONTAGEM AMIGO	119.00
07200103521072	521072RWS CONJ.PENTE REMS 11/2	104.60
07200103521082	521082RWS CONJ.PENTE REMS 2	104.60
07200103530014	530014 ROSCAD.AMIGO E SET M 20-25-32	760.00
07200103530020	530020 ROSCAD.ELECT.AMIGO SET R1/2-11/4	860.00
07200103530023	530023 ROSCAD.AMIGO SET M 20-25-32-40	960.00
07200103540000	540000 MAQUINA ACC REMS AMIGO 2	859.00
07200103540020	540020 ROSCAD.AMIGO2 SET 1/2 A 2 REM	1370.0
07200103540022	540022 ROSCAD.AMIGO2 SET M20-25-32-40-50	1399.0
07200103543000	543000 BRACO RETENCAO REMS AMIGO2	175.80
07200103543010	543010 BRACO RET.REMS AMIGO2 COMPACT	175.80

**MAQUINAS ROSCAR - CABEÇAS ROSCAR S REMS**

07200102341000	341000 CABEÇA ROSCAR UNIV.AUTOM.11/6-2	589.00
07200102520025	520025 CABEÇA DE ROSCAR S 3/8 A 3/4 REMS	489.00
07200102520026	520026 CABEÇA DE ROSCAR S 1/2 A 1 REMS	509.00
07200102520056	520056 CABEÇA DE ROSCAR S SET NPT 1/2-1	509.00
07200102521000	521000 CABEÇA DE ROSCAR R 1/8 REMS	124.60
07200102521010	521010 CABEÇA DE ROSCAR R 1/4 REMS	116.80
07200102521020	521020 CABEÇA DE ROSCAR R 3/8 REMS	99.10
07200102521030	521030 CABEÇA DE ROSCAR R 1/2 REMS	99.10
07200102521036	521036 CABEÇA DE ROSCAR S R 1/2 REMS	128.00
07200102521040	521040 CABEÇA DE ROSCAR R 3/4 REMS	102.30
07200102521050	521050 CABEÇA DE ROSCAR R 1 REMS	116.80
07200102521060	521060 CABEÇA DE ROSCAR R 1 1/4 REMS	124.60
07200102521070	521070 CABEÇA DE ROSCAR R 1 1/2 REMS	174.60
07200102521080	521080 CABEÇA DE ROSCAR R 2 REMS	185.70
07200102521200	521200 CABEÇA DE ROSCAR NPT 1/8 REMS	124.60
07200102521210	521210 CABEÇA DE ROSCAR NPT 1/4 REMS	116.80
07200102521220	521220 CABEÇA DE ROSCAR NPT 3/8 REMS	99.10
07200102521230	521230 CABEÇA DE ROSCAR NPT 1/2 REMS	99.10
07200102521240	521240 CABEÇA DE ROSCAR NPT 3/4 REMS	102.30
07200102521250	521250 CABEÇA DE ROSCAR NPT 1 REMS	116.80
07200102521260	521260 CABEÇA DE ROSCAR NPT 1 1/4 REMS	124.60
07200102521270	521270 CABEÇA DE ROSCAR NPT 1 1/2 REMS	174.60
07200102521280	521280 CABEÇA DE ROSCAR NPT 2 REMS	185.70
07200102522051	522051 PROLONGADOR 300MM REMS	130.00

MAQUINAS ROSCAR - TARRAXAS MANUAIS "REMS

07200101520009	520009 TARRAXA MANUAL EVA M 20-25-32-40	499.00
07200101520015	520015 TARRAXA MANUAL 1/2 A 1 1/4 REMS	394.00
07200101520017	520017 TARRAXA MANUAL 1/2 A 2 REMS	554.00

PENTES TIPO STREHLER P/UNIMAT 75

07200109759275	759275 PENTE + PORTAPENTE M 18-22 REMS	482.00
07200109759276	759276 PENTE + PORTAPENTE M 24-27 REMS	782.00
07200109759277	759277 PENTE + PORTAPENTE M 30-37 REMS	782.00
07200109759282	759282 PENTE + PORTAPENTE M 64-72 REMS	700.00
07200109759363	759363 PENTE + PORTAPENTE NPT 1-2 REMS	782.00
07200109771120	771120 PENTE + PORTAPENTE R 1/2-3/4 REMS	834.00



+351 244 800 160
+351 244 802 323



geral@canalcentro.pt
info@canalcentro.pt



R. do Bailadouro s/nº,
2410-211 Pousos

 **canalcentro**

07200109771130	771130 PENTE + PORTAPENTE R 1-2 REMS	966.00
07200109771140	771140 PENTE + PORTAPENTE R 21/2-4 REMS	966.00
07200109771230	771230 PENTE + PORTAPENTE NPT 1-2 REMS	1176.0

MAQ.SERRAR REMS**MAQ.SERRAR - SERRAS PNEUMATICAS REMS**

07200304560022	560022 SERRA PNEUMAT.TIGER ANC SET REMS	1737.0
----------------	---	--------

MAQ.SERRAR CIRCULAR TURBO CU-INOX REMS

07200306849006	849006 SERRA CIRCULAR TURBO CU-INOX REMS	1019.0
07200306849007	849007 SERRA CIRCULAR TURBO K REMS	1247.0
07200306849310	849310 CARRO DE TRANSPORTE	275.00
07200306849315	849315 BASTIDOR REMS	169.90
07200306849700	849700 FOLHA SERRA UNIV.P.MET.REMS	142.40
07200306849703	849703 FOLHA SERRA HSS REMS	174.70
07200306849706	849706 FOLHA SERRA HSS-E REMS	236.00

MAQ.SERRAR- FOLHAS DE SERRA REMS

07200302561001	561001 FOLHA SERRA ESPECIAL 2 REMS	45.50
07200302561002	561002 FOLHA SERRA ESPECIAL 4 REMS	60.30
07200302561003	561003 FOLHA SERRA UNIVERSAL REMS 200	60.40
07200302561004	561004 FOLHA SERRA UNIVERSAL REMS 300	89.30
07200302561005	561005 FOLHA SERRA UNIVERSAL REMS 150	45.60
07200302561006	561006 FOLHA SERRA UNIVERSAL REMS 100	31.80
07200302561007	561007 FOLHA SERRA ESPECIAL 2 REMS	48.00
07200302561008	561008 SERRA ESPECIAL REMS DE 6	76.90
07200302561101	561101 5 FOLHA SERRA MAO 100/1,8 REMS	17.80
07200302561102	561102 5 FOLHA SERRA MAO 200/1,8 REMS	26.20
07200302561103	561103 5 FOLHA SERRA MAO 150/1,8 REMS	20.90
07200302561104	561104 5 FOLHA SERRA MAO 150/1,4 REMS	20.90
07200302561105	561105 5 FOLHA SERRA MAO 150/1 REMS	20.00
07200302561106	561106 5 FOLHA SERRA MAO 200/1 REMS	26.20
07200302561107	561107 5 FOLHA SERRA MAO 100/1,4 REMS	18.50
07200302561108	561108 5 FOLHA SERRA MAO 200/1.4 REMS	26.40
07200302561109	561109 5 FOLHA SERRA MAO 200/2.5 REMS	26.20
07200302561110	561110 5 FOLHA SERRA MAO 150/2.5 REMS	20.00
07200302561111	561111 FOLHA SERRA REMS 300/4	24.50
07200302561112	561112 5 FOLHA SERRA MAO 280/2.5 REMS	33.20
07200302561113	561113 5 FOLHA SERRA MAO 210-1.8/2.5 REM	27.00
07200302561114	561114 3 FOLHA SERRA MAO 225-2.5 REM	25.80
07200302561115	561115 5 FOLHA SERRA MAO 150/5 REMS	17.50
07200302561116	561116 3 FOLHA SERRA MAO 300-2.5 REM	34.30
07200302561117	561117 5 FOLHA SERRA MAO 225/3.2/5.0REMS	30.60
07200302561118	561118 5 FOLHA SERRA MAO 300-5/6.35 REM	33.30
07200302561119	561119 5 FOLHA SERRA MAO 150-6.35 REM	14.00
07200302561120	561120 5 FOLHA SERRA MAO 225-8.5 REM	45.60
07200302561121	561121 FOLHA SERRA MAO 300-8.5 REM	54.70
07200302561122	561122 FOLHA SERRA MAO 400-8.5 REM	78.40
07200302561123	561123 FOLHA SERRA MAO 235-10.2 REM	63.40
07200302561124	561124 FOLHA SERRA MAO 300-10.2 REMS	73.50
07200302561125	561125 FOLHA SERRA MAO 300-12 REMS	83.40
07200302561126	561126 FOLHA SERRA MAO 200 REMS	26.00

MAQ.SERRAR- SERRAS ELECTROPORTATEIS REMS

07200301560020	560020 SERRA ELECTROP.TIGER ANC SET	579.00
07200301560022	560022 SERRA ELECTROP.TIGER ANC ATE 6 R.	1737.0
07200301560023	560023 SERRA ELECTROP.PUMA PE SET REMS	298.00
07200301560026	560026 SERRA ELECTROP.TIGER ANC ATE 6 R.	666.00
07200301560040	560040 SERRA ELECTROP.CAT ANC VE SET REM	467.00
07200301563100	563100 GUIA DE FIXACAO ATE 4 REMS	175.30
07200301563200	563200 SUPORTE GUIA P/SERRA ATÉ 6	198.90

MAQ.SOLD.PLAST.REMS**MAQ.SOLDAR REMS**

+351 244 800 160
+351 244 802 323



geral@canalcentro.pt
info@canalcentro.pt



R. do Bailadouro s/nº,
2410-211 Pousos



07201102256233	256233 MAQ.SOLDAR MSG 63 FM SET20-25-32	429.00
MAQ.SOLDAR REMS		
ACESSÓRIOS DE LIMPEZA REMS		
07200910160300	160300 LIMPA TUBOS CU-VLIES REMS	7.80
MAQUINAS SOLDAR ELECTRICAS REMS		
07200901163020	163020 PINCA SOLDAR ELECTRICA HOT DOG 2	339.00
07200901164050	164050 SOLDADORA ELECT.CONTACT 2000 REMS	769.00
07200901164111	164111 PAR DE ELECTRODO PRISMATICO REMS	19.50
07200901164115	164115 ELECTRODO DE BARRA	20.30
MAQUINAS SOLDAR TURBO GAS REMS		
07200902160010	160010 SOLDADORA TURBO GAS BLITZ REMS	189.00
07200902160200	160200 ROLO 250 GR ESTANHO LOTE CU3 REMS	22.30
07200902160210	160210 250 GR PASTA SOLDAD.PASTEUC3 REMS	23.90
07200902160220	160220 1GR VARETAS P/SOLDAD.LOTE P6 REMS	42.70
07200902161010	161010 SOLDADORA TURBO GAS MACHO REMS	229.00
SECAR / DESUMIFICAR		
REMS SECCO 80 REMS		
07202401132010	132010 REMS SECCO 80 SET	1690.0
SOLDAR TUBOS PLAST		
INSTRUMENTO SOLDAR UNIAO C/TERMOELEMENT		
07202302256020	256020 MAQ.SOLDAR TERMOEL.MSG 25 EE REMS	399.00
07202302256240	256240 MAQ.SOLDAR MSG 63 EE SET REMS	619.00
07202302256320	256320 MAQ.SOLDAR TERMOEL.MSG125 EE REMS	599.00
07202302256460	256460 ELEMENTO MATRIZ QT.32 REMS	52.60
07202302256470	256470 ELEMENTO MATRIZ QT.40 REMS	69.60
07202302256480	256480 ELEMENTO MATRIZ QT.50 REMS	79.90
07202302256490	256490 ELEMENTO MATRIZ QT.63 REMS	107.40
07202302256500	256500 ELEMENTO MATRIZ QT.75 REMS	189.50
INSTRUMENTO SOLDAR UNIAO ELECTRICOS REMS		
07202301151615	151615 MALETA DE PLASTICO REMS	30.90
07202301261001	261001 MAQ.SOLDAR ELECT.EMSG 160 REMS	579.00
MAQ.SOLDAR TOPO ATOPO C/TERMOEL.SSG REMS		
07202304250020	250020 MAQ.SOLD.TOPO SSG 110/45° EE REMS	439.00
07202304250120	250120 MAQ.SOLD.TOPO SSG 125 EE REMS	439.00
07202304250220	250220 MAQ.SOLD.TOPO SSG 180 EE REMS	467.00
07202304250320	250320 MAQ.SOLD.TOPO SSG 280 EE REMS	619.00
07202304254025	254025 MAQ.SOLD.TOPO SSG 250/45° EE REMS	7890.0
MAQ.SOLDAR TOPO ATOPO C/TERMOEL.SSM REMS		
07202303252026	252026 MAQ.SOLDAR TOPO SSM 160RS REMS	3635.0
MAQUINAS & FERRAMENTAS ROTHENBERGER		
ABOCINADORES ROTHENB		
ABOCARDADOR DE LAMINAS		
0716030301	R22260100 ABOCARDADOR DE LAMINAS	50.95
ABOCINADORES EXCENTRICO		
0716030101	491000016 ABOCINADOR 3/16-5/8	48.45
0716030102	492000016 ABOCINADOR 4-14MM	48.45
0716030103	R222402 ABOCINADOR 1/8-3/4	150.45
KIT ABOCINADOR EXPANSOR		
0716030201	R22350000 KIT ABOCINADOR EXPANSOR	146.23
0716030202	490000016 KIT ABOCINADOR EXPAN.	120.45
0716030203	490050016 KIT ABOCINADOR EXPANDIDOR	143.95
ARTIGOS EM CAMPANHA		
ARTIGOS EM CAMPANHA "ROTHENBERGER"		
07163101254800	MACARICO POWERFIRE COMPACT+1 MAPP 254800	96.53
071631013500004	PATA SOCKET 3500004	3.90
0716310135003102	POLIFUSORA SOCKET WELDER 1500000448	139.90
071631013503101	POLIFUSORA ROWELD P63 S-6 ESPADA UN.BASI	332.95



07163101350310193X	POLIFUSORA ROWELD P63 S-6+ MORD.20-63	439.45
071631013513006	SOCKET ELEC.ROINDUSTRIAL 20-40MM 3513006	99.95
0716310153509	R5.3509 JOGO MATRIZES 16 MM SOCKETS	6.05
07163101FF3514800	RODIA DRY CLEANER 1200 FF3514800	234.45
07163101P010109	CAIXA C/TENAZES 52707+52710 P01010916	24.95
07163101P010208	PROMO 52710+72210 P010208	22.95
07163101P01051000	BALANÇA PROMO DIGITAL 50 KG P01051000	66.95
07163101P01060916	1500000466 BOLSA DE FERRAMENTAS+ JOELH.	61.00
07163101P020608	P02060816 PROMOÇÃO CX.VERMELHA 735+522	34.95
07163101P02070916	P02070916 BOLSA BASICA INSTAL.C/POWER F	94.75
07163101P02548116	P02548116 ROBAG POWER FIRE +3 GAS MAPP	146.94
07163101P05010916	PACK CORTA TUBOS ROCKET 735	19.95
07163101S00370016	S00370016 PACK 2 CORTATUBOS UNIVERSAL	35.95

CORTA-TUBOS & TESOUR**CHAVES CORREIA EASYGRIP**

0716061101	123010016 CHAVE CORREIA EASY GRIP	65.45
------------	-----------------------------------	-------

CORTA-TUBOS CUTTER 30

0716060201	725200016 CORTA-TUBO 725 PRO	12.45
------------	------------------------------	-------

CORTA-TUBOS CUTTER 35

0716060301	735000016 CORTA-TUBO CUTTER 735	41.90
0716060302	70055 CORTA-TUBO CUTTER 35 INOX	41.95
0716060303	735000516 LAMINA CORTE CUTTER 735 COBRE	6.55
0716060304	70056 LAMINA CORTE CUTTER 35 INOX	7.30
0716060305	R2.165200 ESCAREADOR CUTTER 35	7.05
0716060306	735004800 CONJ.PASSADOR-PARAFUSO	0.90
0716060307	7420000 CORTA-TUBO TELESCÓ.742 PRO CU	37.95
0716060308	7420500 CORTA-TUBO TELESCÓ.742 PRO INOX	41.45
0716060309	73500C01 CORTA-TUBO TELES.735 6-35MM CR	33.95
0716060310	7350014 LAMINA ESCAREADORA	8.95

CORTA-TUBOS ENORM

0716060601	CORTA-TUBO ENORM 4 710040016	171.95
0716060602	ROLETE CORTE ENORM 4 ACO 710040516	18.95

CORTA-TUBOS MINI

0716060101	716200016 CORTA-TUBO MINI 3-16MM	12.30
0716060102	722200000 CORTA-TUBO MINI 6-22MM	12.95
0716060103	716000516 LAMINA CORTE MINI 30 COBRE	4.60
0716060104	716001500 LAMINA CORTE MINI 30 INOX	4.60
0716060105	70015 CORTA-TUBO MINI MAX 3-28MM	17.45
07160601051	728100016 CORTA-TUBO MINI MAX 28MM INOX	10.95
0716060106	722100016 CORTA-TUBO MINICUT 2000 22MM	13.00
0716060107	71620C0 CORTA-TUBO MINICUT PRO 1-1/8-5/8	9.50

CORTA-TUBOS MLP PLASTICUT

07160610016	CORTA-TUBO MLP PLASTICUT 16 MM R59016	10.95
07160610020	CORTA-TUBO MLP PLASTICUT 20 MM R59020	10.95
07160610025	CORTA-TUBO MLP PLASTICUT 25 MM R59025	13.95
07160610032	CORTA-TUBO MLP PLASTICUT 32 MM R59032	13.95

CORTA-TUBOS PLASTICO AUTOM

0716060801	CORTA-TUBO PLAST.AUTOM 6-67 750010016	81.45
0716060802	CORTA-TUBO PLAST.AUTOM 50-127 751010016	139.95
0716060803	CORTA-TUBO PLAST.AUTOM110-168 752030016	169.45
0716060804	ROLETE CORTE PE 6-67 (7,0)7630122116	6.45
0716060805	ROLETE CORTE PE 125 (13,0)7370122116	13.45
0716060806	ROLETE CORTE PE 168 (16,0)7380122116	13.45
0716060808	ROLETE CORTE COBRE 50-168 737000516	10.30
0716060809	ROLETE CORTE INOX 735000516	5.05
0716060810	DISCOS 115X1X22.5MM 071533D	1.26

CORTA-TUBOS PLASTICO ROCUT

0716060901	CORTA-TUBO PLAST.ROCUT 110 R5.503500	372.45
------------	--------------------------------------	--------



0716060902	CORTA-TUBO PLAST.ROCUT 160 R5.506300	440.95
0716060909	LAMINA PVC 12,5 ROCUT R5.501900	73.45
0716060910	LAMINA PVC 10,0 ROCUT R5.502900	51.45

CORTA-TUBOS SUPER

0716060502	70040 CORTA-TUBO SUPER 11/4 INOX	76.95
0716060504	70045 CORTA-TUBO SUPER 2 INOX	101.95
0716060505	ROLETE CORTE SUPER 11/4 ACO 701010516	8.45
0716060506	070088D ROLETE CORTE SUPER 11/4 INOX	8.45
0716060507	070089D ROLETE CORTE SUPER 2 INOX	17.45
0716060509	ROLETE CORTE SUPER 2 F FUND.710021516	12.45

ESCARIADORES GRAFIX / UNIGRAT

0716061521655	21655 ESCARIADOR GRAFIX UNIVERSAL	19.95
---------------	-----------------------------------	-------

TESOURAS ROCUT

0716060701	TESOURA ROCUT 26TC 568060016	29.45
07160607010	TESOURA ROCUT 32TC 568400016	32.95
0716060702	52000 TESOURA ROCUT 42TC	61.50
0716060703	TESOURA ROCUT 50TC 568050016	65.95
07160607042	568B20000 TESOURA DE PLASTICO ECO 42	13.90
0716060705	LAMINA ROCUT 42 568022416	24.45
0716060706	LAMINA ROCUT 50 568052416	25.95
0716060707	TESOURA ROCUT 63TC 568630016	83.95
0716060708	TESOURA ROCUT 75TC 568750016	139.95
0716060710	ESCAREADOR GRATFIX 110-125-160 R5.506300	440.95
0716060711	SEGMENTO ROCUT 160 MM R5.503100	96.45

**CURVADORAS ROTHENBER****CURVADORAS 2 MAOS**

0716040303	760020016 CURVADORA 2 MAOS 3/8	64.95
0716040304	760060016 CURVADORA 2 MAOS 6MM	45.95
0716040305	760080016 CURVADORA 2 MAOS 8MM	54.95
0716040306	760100016 CURVADORA 2 MAOS 10MM	67.95
0716040307	760120016 CURVADORA 2 MAOS 12MM	82.95
0716040308	760140016 CURVADORA 2 MAOS 14MM	73.45
0716040309	760150016 CURVADORA 2 MAOS 15MM	94.45
0716040310	760160016 CURVADORA 2 MAOS 16MM	87.95
0716040311	760180016 CURVADORA 2 MAOS 18MM	102.95
0716040312	760120300 UNHA 12 MM	9.05
0716040318	760180300 UNHA 18 MM	14.45
071604037601503	7601503 UNHA 15 MM	19.01

CURVADORAS H+W

07160405001	R2.450000 CURVAD.H+W 12-22 COBRE/INOX	759.45
-------------	---------------------------------------	--------

CURVADORAS HIDRAULICAS

0716040701	773500000 CURVAD.HID.E DUPL.3/8- 2,C/TRI	1102.5
0716040702	772100000 TRIPE CURV.HIDRAULICA MANUAL	149.95
0716040703	R5.818500 OLEO HIDRAULICO 1L	18.45

CURVADORAS MAXI

0716040200	R23020X CURVADORA MAXI 12-15-18-22 MM	279.95
0716040201	R23022Y00 CURVAD.MAXI 3/8-1/2-5/8-3/4	278.95
0716040202	R2.309500 CURVAD.MAXI MPL 14/16/18/25	346.95
0716040203	R23057U00 CURVADORA MAXI 16-20-25-32 MM	310.95
0716040204	R2.300200 MATRIZ CURVAD.MAXI 12	11.45
0716040205	R2.300300 MATRIZ CURVAD.MAXI 14	11.45
0716040206	R2.300400 MATRIZ CURVAD.MAXI 15	11.45
0716040207	R2.300500 MATRIZ CURVAD.MAXI 16	11.95
0716040208	R2.300700 MATRIZ CURVAD.MAXI 22	29.95
0716040209	R2.300900 MATRIZ CURVAD.MAXI 25 MLP	15.45
0716040210	R2.300600 MATRIZ CURVAD.MAXI 18	16.45
0716040211	R2.305000 MATRIZ CURVAD.MAXI 18 MLP	16.45
0716040212	R2305200 MATRIZ MULTICAPA 20	29.95



0716040213	R2305300 MATRIZ MULTICAPA 26	17.45
CURVADORAS MULTIBEND 180°		
07160409012	25402 CURVADORA MULTIBEND 180. 12MM	94.45
CURVADORAS ROBEND		
07160406001	764203816 CURVAD.ROBEND 3000 15-18-22	964.45
0716040601	764203616 CURVA.ROBEND 3000 15-18-22-28	1157.5
0716040602	762935000 FORMA+PATIN ROBEND 3000 12	96.45
0716040603	762935100 FORMA+PATIN ROBEND 3000 14	112.95
0716040604	762935200 FORMA+PATIN ROBEND 3000 15	104.45
0716040605	762935300 FORMA+PATIN ROBEND 3000 16	104.95
0716040606	762935400 FORMA+PATIN ROBEND 3000 18	103.45
0716040607	762935600 FORMA+PATIN ROBEND 3000 22	145.95
0716040608	762935700 FORMA+PATIN ROBEND 3000 28	203.45
0716040609	762070000 TRIPE ROBEND 3000	77.95
0716040610	762835000 PATIN ROBEND 3000 INOX 12	34.45
0716040611	762835200 PATIN ROBEND 3000 INOX 15	39.45
0716040612	762835400 PATIN ROBEND 3000 INOX 18	35.95
0716040613	762835600 PATIN ROBEND 3000 INOX 22	39.45
0716040614	762031500 PATIN ROBEND 3000 12	14.95
0716040615	762031600 PATIN ROBEND 3000 14	14.95
0716040616	762031700 PATIN ROBEND 3000 15	14.95
0716040618	762031900 PATIN ROBEND 3000 18	14.95
0716040619	762032100 PATIN ROBEND 3000 22	14.95
0716040620	762032200 PATIN ROBEND 3000 28	21.95
0716040621	25150 CURVADORA MINIBENDER 6-8-10	38.45
07160406211	25151 CURVADORA MINIBENDER 1/4-5/16 -3	38.45
0716040622	762037500 CONJUNTO EIXO+PATIN	19.95
0716040623	995808400 MALA P/CURVA.762-ROBEND 3000	63.45
0716040624	A29713000 ESCOVAS (MOTOR 230V)	26.96
0716040635	23006 FORMA BENDER MAXI 18MM	30.45
0716040636	23007 FORMA BENDER MAXI 22MM	30.45
CURVADORAS ROBEND MINI		
0716040801	76320361 CURVADORA ROBEND MINI 15-28	749.95
MOLAS CURVADORAS		
0716040403	769100000 MOLA CURV.TUBOS 769 COBRE 10	7.70
0716040404	769120000 MOLA CURV.TUBOS 769 COBRE 12	9.20
0716040406	769150000 MOLA CURV.TUBOS 769 COBRE 15	10.95
0716040407	769160000 MOLA CURV.TUBOS 769 COBRE 16	10.95
0716040413	7690000 CONJ.MOLA CUR.TUBOS 3/8-1/2-5/8	25.95
0716040425190	25190 MOLA CURVATUBO P/TUBO COBRE 1/2	12.95
DIVERSOS ROTHENBERG		
BOMBAS DE COMPROVAÇÃO MANUAL RP40S		
0716120401	BOMBA COMPROVACAO TP40S R6.022016	250.45
07161204010	KIT ESTANQUEIDADE TP 40-S R6.022116	16.45
BOMBAS DE COMPROVAÇÃO MANUAL TP-25		
0716120301	60250 BOMBA COMPROVACAO TP25	250.45
07161203010	KIT ESTANQUEIDADETP-25 R6.025100	12.95
EQUIPAMENTOS DE TESTES E AUXILIARES		
0716120101	BOMBA COMPROVAÇÃO RP50S R6.020016	262.45
07161201010	KIT ESTANQUEIDADE RPS50-S R6.020116	16.45
0716120102	BOMBA COMPROVAÇÃO RP30 R6.1130000	145.50
07161201020	KIT ESTANQUEIDADE RP-30 R6.116016	17.45
0716120103	ÊMBOLO P/BOMBA COMPROV. RP50 R6.1300	21.45
0716120104	MANGUEIRA C/LIGACOES RP50 1/2 R6.130600	59.95
0716120105	CONJUNTO PROMO BOMBA RP50 R1.9201	179.95
0716120106	1500002298 BOMBA DE SUPERFICIE 1.100W	118.00
0716120107	1500002305 CONTROLADOR DE PRESSÃO	45.00
0716120108	1500002290 BOMBA SUBMERSIVEL BLS-110I	61.50



0716120109	1500002294 BOMBA SUBMERSIVEL BTS-155	70.50
0716120111	ESCOVA EXT.TUBO COBRE 18 854195	7.64
0716120114	BOMBA COMPROV.ELECT.RP PRO II V12000016	550.95
0716120116	RB-RP50 CONJ.COMPLETO VEDANTES R6.1301	14.45
0716120117	RB-FILTRO RP50 P/6.1004 R9.8984	10.18
0716120118	ESCOVA INT. TUBO COBRE 15 854183	3.53
0716120119	OBTURADOR STANDARD 200-400 MM Q86041900	529.95
07161201196	Q87890400 MANGUEIRA 2MT	30.45
0716120120	MANOMETRO RP50 R6.1315	74.95
07161201201	R6.1187 ACESSORIO COMPR.MULTIPRESS	43.95
0716120121	CONJ.ACESSO.MULTIPLIS RP PROII V11010100	65.45
0716120122	OBTURADOR MINI Z3/4 Q87860400	95.95
0716120123	OBTURADOR MINI Z3/6 Q87860500	229.45
0716120124	BOMBA MANUAL ENCHER Q86001000	126.95
0716120125	MANOMETRO 0-60 BAR P/RP PRO V1100F100	19.95
0716120126	ORING 9,5X2,5 R9.8966	7.55
0716120127	VALVULA RETENÇÃO R9.8980	29.70
0716120128	ADAPTADOR MANG.P/BOMBA COMPR.RP V110019	SobConsulta
0716120129	MANOMETRO50/120-60/140-85/160 H9.7681	48.45
0716120130	TOBEIRA PEQUENA RO-JET 85/160 76123	183.95
0716120131	VALVULA 3 VIAS RO-JET H97677	119.95
0716120132	1500000629 CONJ.CHAVES C/TESTE 1000V	6.95

REGULADORES PRESSAO

0716120201	REGULADOR PRESSÃO TRONIC/PLUS SE50000	34.95
------------	---------------------------------------	-------

EQUIP./FERRAM.P/MANU**ACESSORIOS P/DESENTUPIDORES DE ESPIRAIS**

0716170972514	ADAPTADOR ESRIRAL.8MM C/DEP.VAZ.R7.2514	286.95
---------------	---	--------

EQUIPAM.COMPACTOS DE INSPEÇÃO TV ROCAM

0716171001	EQUIP.P/INSPEÇÃO TV BAT.ROCAM R.6.9420	3094.9
------------	--	--------

EQUIPAMENTOS PORTATEIS DE INSPEÇÃO TV

0716170169371	ROSCOPE SET 25MM /22M R6.9371	1250.0
0716170169384	ROSCOPE SET 20MM /3M R6.9384	921.95

EQUIP.REFRIGERACAO**ACESSORIOS DE REFRIGERAÇÃO**

0716160601	OLEO MINERAL P/BOMBA R169200	18.95
0716160602	VACUOMETRO 1 BAR VAF309914	16.37
07161606020	VACUOMETRO 1/8 NPT CONEX.RADIA.R169320	28.95
0716160603	JOGO DE JUNTAS REFRI. R17170100	3.70

APARELHOS COMPROVAÇÃO, LIMPEZA E MEDIÇÃO

07161609010	KIT DE NITROGENIO (NOVO) R25902116	309.95
07161609011	CONJUNTO NITROGENIO R25906116	249.95
0716160902	GARRAFA NITROGENIO R25900816	21.95
0716160903	MANOMETRO COMPLETO P/NITROGENI.R25904016	49.95
0716160904	GRIP PINÇA-TUBOS J11620000	10.95
0716160905	REDUÇÃO 1/4 SAE M X 5/16 HL R25900716	8.35
0716160906	1500001399 BOMBA DE VÁCUO SEGO VAC 3.0	228.13
0716160907	1500001405 KIT MANOMETRO 4 VIAS+3 MANG.	100.03
0716160908	1500001401 BALANÇA PRECISA SEGO SCL	185.43

BALANÇA DE REFRIGERAÇÃO

07161604005	BALANÇA DIGITAL 5KG R173103	108.45
0716160402	BALANÇA DIGITAL BATERIA 50KG R17300300	327.95

BOMBAS DE REFRIGERAÇÃO

0716160101	BOMBA VACUO C/ELECTROVALVULA R17000600	379.95
07161601010	BOMBA VACUO ROVAC1.5 PRO R170061	239.95
07161601011	BOMBA VACUO ROAIRVAC 42 R17004200	229.95
07161601012	BOMBA VACUO ROAIRVAC 3.0 R17006216	314.95
07161601013	BOMBA VACUO ROAIRVAC 6.0 R170063	299.95
0716160102	BOMBA VACUO TST-2410 C/KIT ELECTROV.	367.95



0716160110	ELECTROVAL.P/BOMBA VACUO C/RE.R1700KT	89.95
0716160114	BOMBA VACUO ROAIRVAC 1.5 R32 1000002399	264.50
GARRAFAS DE GAS REFRIGERANTE		
0716160701	GARRAFA GAS REFRIGE. R22 R17090200	90.45
0716160702	GARRAFA GAS REFRIGE. R407C R17090400	137.45
0716160703	GARRAFA GAS REFRIGE. R410A R17090600	248.95
0716160704	GARRAFA GAS REFRIGE. R407C R17091300	52.95
07161607040	GARRAFA GAS REFRI.2.5G R407C R17093100	66.45
0716160705	GARRAFA GAS REFRIGE. R410A R17091200	63.95
0716160706	GARRAFA GAS REFRI. 2.5KG R410A R17093200	69.45
0716160710	GARRAFA GAS REFRI.2.5KG R22T R1709A400	104.95
GAS P/REFRIGERAÇÃO		
0716160501	GARRAFA P/FREON CAP.12KG C/SONDA	65.00
0716160502	GARRAFA ESPECIAL R32- (10KG)	SobConsulta
07161605R32	GAS REFRIGERANTE R32 RECARGA.(ASSIST.)	30.00
07161605R407C	GAS REFRIGERANTE R407C RECARGA.(ASSIST.)	51.60
07161605R410A	GAS REFRIGERANTE R410A RECARGA.(ASSIST.)	51.60
KITS COMPLETOS AC ROCCADY		
0716160001	1000000057 KIT ROCCADY 120	1244.5
0716160002	CAIXA DE FERRAMENTAS ROCCADY	SobConsulta
LIGAÇÕES DE GARRAFAS		
0716160801	LIGAÇÃO GARRAFA 1/2" H-1/4" M R17090100	4.85
MANGUEIRAS DE REFRIGERAÇÃO		
0716160301	CONJ.3 MANG.1,5 MT R407 1/4 R17151200	23.95
0716160302	CONJ.3 MANG.1,5 MT R410 5/16 R1500000026	48.63
0716160303	1 MANGUEIRA 1,5 MT R407 1/4 R17154200	26.95
0716160304	1 MANGUEIRA 1,5 MT 5/16 AMAR. R17154700	15.45
0716160305	1 MANGUEIRA 1,5 MT 5/16 VERM. R17154500	15.45
MANOMETROS DE REFRIGERAÇÃO		
0716160201	GRUPO MANOMETRICO R407 2 VIAS R17050100	77.95
0716160202	GRUPO MANOMETRICO R410 2 VIAS R17051800	89.95
0716160208	KIT GRUPO MANOMETR.R410 2 VIAS R17060700	125.95
0716160209	KIT GRUPO MANOMETR.R407 2 VIAS R170600	96.45
0716160210	KIT GRUPO MANOMETR.R407 4 VIAS R17060100	107.45
0716160211	R17060600 KIT GRUPO MANOMET.R410 4 VIAS	171.45
0716160212	TESTO ANALISADOR KIT 550-2 MALA+2PINÇAS	384.00
0716160220	MULTIKI PRO R407 2 VIAS R17060300	263.95
EQUIPAM.E FERRAM.P/I		
GRUPOS MONOMETRICO DIGITAL		
07162005D016	R1705D016 KIT MANOMETRO DIGITAL	399.95
MANOMETROS, VACUOMETROS E ACESSORIOS		
07162013088400	TERMOMETRO DIGITAL RO-THERM R088400	37.45
07162013169330	VACUOMETRO BOMBA 1/8 NPT R169330	31.95
RECUPERADORES E RECICLADORES		
0716200901	RECUPERADOR ROREC PLUS R16860300	937.45
UNIDADES CONTROLO ELECTR.P/VAZIO E CARGA		
071620031820	R18200016 ROKCLIMA COMPACT	550.45
071620031830	R18300016 ROKLIMA PLUS 4F	1210.0
EQUIPAM.E FERRAMENTA		
BOMBAS P/EQUIPAM.SOLAR		
07162101851050016	851050016 BOMBA P/EQUIPAM.SOLARES	499.95
EQUIPAMENTO DE PERFU		
ACESSORIOS P/CORTE EM HUMIDO		
07161403060	EXTENSAO UNC 11/4 100 MM FF3506000	51.95
07161403065	EXTENSAO UNC 11/4 200 MM FF3506500	71.45
07161403070	EXTENSAO UNC 11/4 300 MM FF3507000	83.95
07161403075	EXTENSAO UNC 11/4 500 MM FF3507500	82.95



ACESSORIOS P/EQUIPAMENTOS DE PERFURAÇÃO

07161406101052	BROCA ESCALONADA HSS 4-30MM K10105200	51.43
07161406103110	PARAFUSO PRESSAO ROTH.K10311000	3.00
07161406103112	PARAFUSO PRESSAO ROTH.K1031200	3.00
07161406109340	PORCA PERFURADORA 34MM K10934000	39.60
07161406109360	PORCA PERFURADORA 36MM K10936000	44.85
0716140635012	JOGO PRESSAO VACUO P/301TS FF3501200	167.95
0716140650003	JUNTA ESTANQUEIDADE P301TS FF5000300	63.45

BROCAS P/ CORTE EM HUMIDO

07161402030	BROCA CORTE HUMIDO 32MM FF4403000	114.45
07161402040	BROCA CORTE HUMIDO 42MM FF4404000	124.95
07161402050	BROCA CORTE HUMIDO 52MM FF4405000	110.45
07161402060	BROCA CORTE HUMIDO 62MM FF4406000	127.45
07161402070	BROCA CORTE HUMIDO 72MM FF4407000	186.45
07161402080	BROCA CORTE HUMIDO 82MM FF4408000	161.45
07161402090	BROCA CORTE HUMIDO 92MM FF4409000	187.45
07161402100	BROCA CORTE HUMIDO 102MM FF4410000	212.45
07161402110	BROCA CORTE HUMIDO 112MM FF4411000	259.45
07161402120	BROCA CORTE HUMIDO 122MM FF4412000	280.95
07161402130	BROCA CORTE HUMIDO 132MM FF4413000	255.45
07161402140	BROCA CORTE HUMIDO 142MM FF4414000	363.95
07161402150	BROCA CORTE HUMIDO 152MM FF4415000	363.95
07161402160	BROCA CORTE HUMIDO 162MM FF4416000	384.95
07161402170	BROCA CORTE HUMIDO 172MM FF4417000	436.95
07161402180	BROCA CORTE HUMIDO 182MM FF4418000	446.95
07161402200	BROCA CORTE HUMIDO 202MM FF4420000	498.95
07161402220	BROCA CORTE HUMIDO 222MM FF4422000	592.95
07161402250	BROCA CORTE HUMIDO 252MM FF4425000	536.45
07161402300	BROCA CORTE HUMIDO 302MM FF4430000	681.45

EQUIPAMENTO DE PERFURACAO RODIACUT

07161401131	EQUIP.PERFUR.BETAO RODIACUT 131 FF34131	1976.0
07161401220	EQUIP.PERFUR.BETAO RODIACUT 202 FF34220	2807.9
07161401330	EQUIP.PERFUR.BETAO FF301TS FF34330	4159.9

EQUIPAMENTOS E FERRA**ASPIRADORES INDUSTRIAL PROTECH**

0716180303	TUBO ASPIRAÇÃO 1,5M REF.8556503	12.50
------------	---------------------------------	-------

EXPANSORES ROTHENBER**ACESSORIOS EXTRATOR MANUAL**

07160115001	27181 ROQUETE EXTRATOR 3/4	145.45
-------------	----------------------------	--------

EXPANSORES

07160101001	R1.23416 EXPANSOR ROCAM 1/2-5/8-7/8-11/8	531.95
0716010101	R1.230016 EXPANSOR ROCAM 12-15-18-22	475.45
0716010103	R1.101000 CABECA EXPANSOR 10	108.45
0716010104	R1.101200 CABECA EXPANSOR 12	108.45
0716010105	R1.101400 CABECA EXPANSOR 14	108.45
0716010106	11015 CABECA EXPANSOR 15	108.45
0716010107	R1.101600 CABECA EXPANSOR 16	108.45
0716010108	R1.101800 CABECA EXPANSOR 18	108.45
0716010109	R1.102200 CABECA EXPANSOR 22	108.45
0716010111	R1.102800 CABECA EXPANSOR 28	124.45
0716010113	R1.103500 CABECA EXPANSOR 35	151.95
0716010117	R1.118000 EXTRACTOR EXPANSOR COMBIKIT	767.45

EXPANSORES STEP A1

07160102001	11078 EXPANSOR STEP A1 D=1.3/8-4.1/8 S/R	1773.5
-------------	--	--------

EXTRACTORES ROTHENBE**EXTRACTORES**

0716020101	R2.210000 EXTRACTOR 3 12-15-18-22	618.45
0716020102	R2.201000 CABECA EXTRACTOR 10	118.95



0716020103	R2.201200 CABECA EXTRACTOR 12	118.95
0716020105	R2.201500 CABECA EXTRACTOR 15	129.45
0716020110	R2.202800 CABECA EXTRACTOR 28	199.45
0716020112	R2.203500 CABECA EXTRACTOR 35	199.45

FERRAM.P/INST.TUBAG.**ALICATES**

0716070102	ALICATE EXTENSIVEL SP 10 70528	15.45
07160701030	ALICATE CANAL 524 7 520070016	14.95
0716070104	ALICATE CANAL 522 7 522070016	21.45
0716070105	ALICATE CANAL 522 10 522100016	26.95
0716070106	ALICATE CANAL 522 12 522120016	25.45
07160701061	PACK ALICATES CANAL ROGRIP S 1000000626	33.45
07160701062	PACK ALICATES CANAL ROGRIP XL 1000001068	82.45
0716070107	ALICATE CREMALHEIRA 8 509080016	13.45
0716070108	ALICATE CREMALHEIRA 10 509090016	18.45
0716070109	ALICATE CREMALHEIRA 12 509120016	21.45
0716070114	ALICATE AUTO AJUSTAVEL 525100016	32.95
0716070115	CINZEL MECANICO 300X26MM M71201600	9.60
0716070116	TURQUESA RUSSA 92 S/PLAST.50709C016	12.45
0716070117	ALICATE 527 ROFAST-LOCK 7 R.70531	23.45
0716070118	ALICATE 527 ROFAST-LOCK 10 R.70532	28.95
0716070119	ALICATE 527 ROFAST-LOCK 12 527120016	34.95
0716070120	ALICATE 527 AJUSTAVEL UNIV.10 52710P000	25.95
0716070145	S51404000 JOGO 4 ALICATES	22.30
0716070146	1500000670 CHAVE AJUSTAV.GR.ABERT. L 8"	19.00
0716070147	SEH019200 CHAVE AJUSTAV.GR.ABERT. L 10"	25.50
0716070150	ALICATE UNIVERSAL 180 MM R.5140101	4.55
0716070155	ALICATE CORTE DIAGONAL 180 MM R.5140112	4.45
0716070160	ALICATE DESCARNA TUBO R.5140114	4.45
0716070165	ALICATE DE CANAL 7" 520070074	12.45
0716070170	ALICATE ROGRIP F 10" 1000000214	33.45
0716070170593	70593 ALICATE CREMALHEIRA 16	59.95

**ALICATES EGO-GRIP 550C**

0716070701	ALICATE EGO-DRIP 550C 190MM 550C7000	9.40
------------	--------------------------------------	------

CHAVES DIVERSAS

0716070301	CHAVE APERTO ACESSORIOS 1 530102016	19.95
0716070303	73284 CHAVE RADIADORES C/ROQUETE	49.95
07160703030	73298 CHAVE RADIAD.ESCALONADA 3/8 A 1	23.45
07160703031	140002 CHAVE P/ELEMENTOS RADIADOR 750MM	31.45
07160703032	140003 CHAVE P/ELEMENTOS RADIADOR 1000MM	37.95
0716070304	CHAVE FENDAS P/SANITAS 73060	24.30
07160703040	140601 CHAVE P/ELEMENTOS RADIADOR FIXA	18.95
0716070307	117010000 CHAVE LAVAT.EXTENS.32MM	27.23
0716070308	117480000 CHAVE LAVAT.EXTENS.48MM	32.83
0716070310	70441 CHAVE CRESC.AJUSTAVEL 6 13506R016	12.45
0716070311	70442 CHAVE CRESC.AJUSTAVEL 8 13508R016	15.45
0716070311SE	135080000 CHAVE AJUSTAVEL 135 8	11.45
0716070312	70443 CHAVE CRESC. AJUTAVEL 10	20.95
0716070313	70444 CHAVE CRESC.AJUSTAVEL 12 13512R016	19.45
0716070314	70445 CHAVE CRESC.AJUSTAVEL 15 13515R016	31.45
0716070315	CHAVE ALLEN SEXTAV.2,5-10MM B40121500	12.45
0716070318	CONJ.6 CHAVES FENDA/ESTRELA POZIDRIV F202360	25.95
0716070319	F09010800 CONJ. DE 8 CHAVES ESTRELA/FEND	19.90
0716070320	CHAVE ESTRELA C/ROCKET 24X27 M R7.027600	97.95
0716070321	CHAVE DE ELEMENTOS RADIADORES 2 PAS 75	15.49
0716070322	VERGALHAO P/CHAVE RADIADORES R7.328500	19.95
0716070323	CHAVE ROQUETE R7718000	17.45
0716070324	CHAVE LAVATORIO 118 10-32MM 118010016	32.45
0716070325	CONJ.CHAVES ALLEN CURTAS B402243	4.50



0716070326	CHAVES DINAMOM.17 22 24 26 27 R17500116	98.95
0716070330	CHAVE PIVO BASCUL.114-158 MM 137040000	37.45
0716070370490	70490 CONJ.CHAVES ROCLICK - 7 PEÇAS	139.45
CHAVES TUBOS		
07160702001	CHAVE TUBOS MOD.SUECO 90-1 141100016	42.45
07160702002	CHAVE TUBOS MOD.SUECO 90-3 141300016	128.95
07160702003	CHAVE TUBOS MOD.SUECO 90-4 141400000	134.95
0716070205	CHAVE SUECA TIPO 90-1 141100016	42.45
0716070206	CHAVE SUECA TIPO 90-11/2 141150016	56.95
0716070207	CHAVE SUECA TIPO 90-2 141200016	88.45
0716070208	CHAVE SUECA TIPO S-1/2 145050016	31.45
0716070209	CHAVE SUECA TIPO S-1 145100016	43.95
0716070210	CHAVE SUECA TIPO S-11/2 145150016	65.95
0716070211	CHAVE SUECA TIPO S-2 145200016	103.45
07160702111	CHAVE SUECA TIPO S-3 145300016	144.45
07160702112	PACK 3 CHAVE SUECAS TIPO S 070130X	114.95
0716070212	CHAVE TUBOS 8 102080016	25.95
0716070213	CHAVE TUBOS 10 102100016	31.45
0716070214	CHAVE TUBOS 12 102120016	42.45
0716070215	CHAVE TUBOS 14 102140016	45.45
0716070216	CHAVE TUBOS 18 102180016	65.95
0716070217	CHAVE TUBOS 24 102240016	106.95
0716070218	CHAVE TUBOS 36 102360016	209.95
0716070220	CHAVE TUBOS MOD.STILLSSON 8 101080016	22.95
0716070221	CHAVE TUBOS MOD.STILLSSON 10 101100016	28.95
0716070222	CHAVE TUBOS MOD.STILLSSON 12 101120016	30.95
0716070223	CHAVE TUBOS MOD.STILLSSON 14 101140016	41.45
0716070224	70354 CHAVE TUBOS MOD.STILLSSON 18	65.95
0716070225	CHAVE TUBOS MOD.STILLSSON 24 101240016	96.45
0716070226	CHAVE TUBOS MOD.STILLSSON 36 101360016	186.95
0716070227	CHAVE TUBOS ALUMINIO 10 104100016	43.95
0716070228	CHAVE TUBOS ALUMINIO 14 104140016	47.44
0716070229	CHAVE TUBOS ALUMINIO 18 104180016	64.95
0716070230	CHAVE TUBOS ALUMINIO 24 104240016	153.90
0716070231	CHAVE TUBOS ALUMINIO 36 104360016	243.45
0716070232	CHAVE TUBOS ALUMINIO 48 104480000	372.45
07160702321	PACK CHAVE T.ALUMINIO P01100116	99.95
0716070235	CHAVE BICO PATO 14 105140016	64.95
0716070236	CHAVE BICO PATO 18 105180016	126.45
0716070238	70235 CHAVE CORRENTE REVERSIVEL	45.95
0716070239	CHAVE TUBOS CORRENTES 11/2 103300016	88.95
0716070240	CHAVE TUBOS CORRENTES 21/2 103310016	147.95
0716070241	CHAVE TUBOS CORRENTES 4 103320016	201.95
0716070242	CHAVE TUBOS CORRENTES 6 103330016	317.95
0716070243	CHAVE TUBOS CORRENTES 8 103340016	455.95
0716070244	CHAVE TUBOS CORRENTES 12 103350016	785.95
07160702441	CHAVE RO-QUICK LLAVE 70414	75.45
0716070245	CORRENTE P/CHAVE 11/2 103301300	30.45
0716070246	CORRENTE P/CHAVE 21/2 103311300	46.95
0716070247	CORRENTE P/CHAVE 4 103321300	66.95
0716070248	CORRENTE P/CHAVE 6 103331400	175.45
0716070249	CORRENTE P/CHAVE 8 103341400	207.95
0716070250	CORRENTE P/CHAVE 12 103351400	364.45
0716070251	70240 CHAVE CORREIA 3	44.90
0716070252	70241 CHAVE CORREIA 8	51.87
0716070253	CORREIA 3 108010400	15.45
0716070254	CORREIA 8 108020400	22.95
0716070255	CORRENTE P/CHAVES REVER.106121100	30.95
0716070256	LINGUA DENTADA 36 102360200	79.45
0716070257	CONJ.MORDAÇA FIXA 36 102361500	21.95



07160702571	CONJ.MORDAÇA INFERIOR 2 REF.450022000	19.95
0716070270162	70162 CHAVE TUBOS ALUMINIO 24 ALUDUR	169.95

FITAS METRICAS ROTHENBERGER

0716070609	FITA METRICA ERGOPLUS 3MX13MM M312008	1.70
0716070610	FITA METRICA ERGOPLUS 5MX19MM M312009	8.39

JOGOS DE CHAVES SUPER

071607040007	SEH000700 CONJ.CHAVES VASO 1/4 -46 PEÇAS	26.95
071607040008	SEH000800 CONJ.CHAVES VASO 3/8 -58 PEÇAS	60.45

RECTIF.TORN.E NIV./TORNOS/TRIPES/MESAS

0716070501	RECTIFIC.TORNEIRA 3/8-1/2 90105ZZ00	19.95
0716070502	CABECA RECTIFICADORA 1/2	5.00
0716070509	NIVEL 4 PECAS ROCHECK R.70667	153.45
0716070510	TORNO CORRENTE 404 21/2 404020016	109.95
0716070511	TORNO CORRENTE BANCADA 4 404040016	165.45
0716070512	TORNO CORRENTE BANCADA 6 404060016	220.45
0716070519	TORNO FUSO BANCADA 2 450020016	109.95
0716070520	TORNO FUSO BANCADA 4 450040016	220.45
0716070521	TORNO FUSO BANCADA 3 450030016	157.45
0716070523	TORNO BANCADA C/MORDAÇA 120MM R7.070500	286.45
0716070524	TORNO BANCADA C/MORDAÇA 140MM R7.073500	433.45
0716070525	BANCADA TORNO C/CORRENTES 464000016	330.45
0716070526	MESA TRABALHO 1000X700 R7.069600	209.45
07160705260	BANCO TRISTAND 462 REF.462000000	197.45
07160705262	PARAFUSO P/MONT.DE TORNO 4620210100	6.65
0716070528	NIVEL SANITARISTA 400 MM 2010400	5.50
0716070529	NIVEL ALUMINIO 400 MM 200040000	8.10
07160705290	NIVEL ALUMINIO 600 MM 200060000	9.70
0716070530	NIVEL DUPLO T MAGN. 500 MM M76063600	34.95
0716070531	NIVEL DUPLO T MAGN.400MM M76063200	9.90
0716070532	TORNO CORRENTE 400 21/2 400010000	84.45
0716070533	TORNO CORRENTE 400 4 400020000	121.95
0716070534	PARAFUSOS P/MONTAGEM TORNO 4640101	8.85
0716070535	NIVEL BOLSO 200MM REF.2020200	2.15
0716070536	400030000 BRACAIDEIRA CORRENTE 6	222.45
0716070537	SEH007200 JOGO DE 3 BROCAS ESCALONADAS	104.45
0716070538	SEH006900 JOGO 19-22-29-38-44-57 MM	43.95
0716070539	SEH024400 CUTTER 1+10 LAMINAS	5.30

**JARDIM E CAMPISMO****RECOLHEDORES AUTOM.MANGUEIRA SUPER-EGO**

071629470100	RECOLHEDOR AUTOM.MANGUEIRA 20M SD2000100	101.45
--------------	--	--------

MAQ.& FERRAM.DE CORT**MAQUINAS & FERRAMENTAS DE CORTE**

0716080101	FURADOR DE PRESSAO 28 21828	41.49
0716080102	PORCA PERFURADORA 32 MM K10932000	39.60
0716080103	PORCA PERFURADORA 30 MM K10930000	49.95
0716080107	SERRA ELECT.PORT.ROTIGER 3000 834220216	315.45
0716080109	FOLHA SERRA ROTIGER ACO 4 R86578300	8.05
0716080110	FOLHA SERRA ROTIGER ACO 6 R865784/5/600	9.95
0716080114	SERRA MAO MINI R71203E00	5.80
0716080116	ARCO DE SERRA 170 170000016	8.35
07160801160	ARCO DE SERRA HIGH TENSION 1701000	13.45
0716080117	FOLHA SERRA BI-METAL 1901201	2.75
0716080120	ESCAREADOR TUBO DENTRO-FORA 780000000	12.95
0716080123	ESCAREADOR UNIGRAT R2.1660	20.45
0716080124	CONJ.5 FOLHAS SERRA BI-METAL R86579400	30.95
0716080126	CONJ.5 FOLHAS SERRA BI-METAL R86579900	29.45
0716080127	PORTA ESCOVA REF.A387080	4.50
0716080130	SISTEMA CORTE PIPECUT 220 R187002216	1365.0
0716080131	SISTEMA CORTE PIPECUT 360 PRO 187003716	1736.0



07160801F31 FOLHA CORTE 165MM TCT P/PLAST.187000916 115.45

MAQ.& FERRAM.P/TUBOS**MAQ.& FERRAMENTAS P/TUBOS MULTICAMADAS**

07161301002	MORDENTE VARIO PRESS P/COBRE 15 R15212X	174.45
07161301003	MORDENTE VARIO PRESS P/COBRE 18 R15213X	174.45
07161301004	MORDENTE VARIO PRESS P/COBRE 22 R15214X	174.45
07161301005	MORDENTE VARIO PRESS P/COBRE 28R15215X	165.95
0716130101	1000001840 MAQ.PRENSAR ROMAX 4000	1300.0
07161301010	1000001654 CARREGADOR BATERIA ROMAX 4000	98.95
07161301011	15705 MAQ.CRAV.ELECT.ROMAX AC ECO	1044.5
07161301012	ROMAX COMPACT SET 16-20-25 U R1.5024	1653.5
0716130102	MATRIZ MAQ.CRAVAR 16 R15322X	143.95
0716130103	MATRIZ MAQ.CRAVAR 20 R15324X	143.95
0716130104	MATRIZ MAQ.CRAVAR 26 R15326X	150.45
0716130108	ESCAREADOR ROGRAT TH 16-20-26 R14250	232.95
07161301081	ESCAREADOR ROGRAT U 16-20-25 R14270	232.95
07161301085	ESCAREADOR MANUAL ROGRAT U 32X3MM R14117	86.45
07161301090	ESCAREADOR MANUAL ROGRAT TH 26X3MM R.14126	93.45
0716130112	FORMA+PATIN 16MM MULTIC.REF.7629353	79.45
0716130113	FORMA+PATIN 20MM MULTIC.REF.7629456	98.45
0716130114	FORMA+PATIN 26MM MULTIC.REF.7629558	118.45
0716130115	FORMA+PATIN 32MM MULTIC.REF.7629459	208.45
0716130116	ALICATE ROMAX PRESSHANDY 26 R1.5670	116.95
0716130117	ALICATE ROMAX PRESSHANDY 32 R1.5650	264.20
0716130118	BATERIA 12V P/MAQ.PRENSAR ROMAX R1.5410	170.45
07161301180	BATERIA LI-ION ROMAX COMPACT R15418	SobConsulta
0716130119	ESCAREADOR HSS GRATFIX C/2LAM R2.165000	17.45
07161301M22	- MORDENTE PRESS-FITTING M22	SobConsulta
07161301M28	- MORDENTE PRESS-FITTING M28	SobConsulta
07161301M35	- MORDENTE PRESS-FITTING M35	SobConsulta

MORDENTES PRENSAR COMPACT C/CASQ.

0716130602134	1000002134 MORDENTE UNIVERSAL 12-32MM	249.95
0716130614869	14869 SET CASQUILHO U 16-20-25-32 MM	290.95

SISTEMAS PRESS-FITTING.MAQ.PRENSAR

0716130202	CONJ.PREN-ROMAX AC-ECO16-20-26 R1.573000	1480.0
0716130205	CONJ.PREN-ROMAX AC-ECO16-20-25 R1.576000	1480.0

MAQ.& FERRAMENT.REMS**MAQUINAS PRENSAR**

07162601RP200Y023	RP200 M.PRENS.GIACI.C/MORD.H12/TH16/TH20	SobConsulta
-------------------	--	-------------

MAQ.DE LIMPEZA TUBA**ACESORIOS DE LIMPEZA**

07161010168901	KIT LIMPEZA R16890116	213.95
07161010168902	1LT LIQUIDO LIMPEZA A/C R16890216	11.45

MAQUINAS DE LIMPEZA DE TUBAGENS

0716100101	DESENTUPIDOR ROPUMP R7.199100	32.95
0716100102	DESENTUPIDOR ROPUMP SUPER R7.207000	109.95
0716100104	DESENTUPI.MANUAL PLUS ESPIR.8MM R7.2097	130.95
0716100106	DESENTUPI.MANUAL PLUS ESPIR.8MM R7.2095	166.45
0716100107	ESPIRAL STANDARD 8MMX7,5M R7.241200	78.45
0716100108	72110 PORTA ESPIRALES P/ESPIRAL DN16MM	91.45
0716100109	72431 ESPIRAL STANDARD 16MMX2,3M	50.95
0716100110	ESPIRAL STANDARD 22MMX4,5M R7.244100	138.95
0716100111	ESPIRAL CABEÇA EM GOTA 16MM D=24MM 72159	45.95
0716100112	72060 SET ESPIRAL 16MM STANDARD.P/R550	313.45
0716100113	SPRAY ANTI-FERRUGEM ESPIRAIS R7.214200	14.95
0716100115	PONTA DESENTUPIR CARBORO 22 R7.229100	183.45
0716100116	PONTA DESENTUPIR CONICA 16 R7.216300	53.95
0716100117	PONTA DESENTUPIR CONICA 22 R7.226300	73.45



0716100118	PONTA DESENTUPIR DIREITA 16 R7.216100	40.45
0716100119	PONTA DESENTUPIR DIREITA 22 R7.222100	47.95
0716100120	PONTA DESENTUPIR CORRENTES 16 R7.218700	141.45
0716100124	PONTA DESENTUPIR DENTEADA 16 R7.217600	80.45
0716100125	PONTA DESENTUPIR DENTEADA 22 R7.227600	96.95
0716100126	PONTA DESENTUPIR ESPINHOS 16 R7.218800	162.45
0716100130	PONTA DESENTUPIR SERRA 16 R7.216600	44.45
0716100131	PONTA DESENTUPIR SERRA 22 R7.222900	62.45
0716100132	PONTA DESENTUPIR SERRA DUPLA 22 R7.2265	60.45
0716100133	PONTA DESENTUPIR GANCHO 16 R7.216200	41.95
0716100134	PONTA DESENTUPIR GANCHO 22 R7.220300	53.95
0716100135	PONTA DESENTU. FLECHA 16 /45 R7.217100	53.45
0716100136	PONTA DESENTUPIR FLECHA 22/45 R7.223400	60.45
07161001360	PONTA DESENTUPIDORA 22MM R7.226100	60.45
07161001361	PONTA DESENTUP. CIRC. DUAS POSI. R7.226500	138.95
0716100137	DESENTUPIDOR R600 (CONJ.) R7.267500	1970.0
07161001370	DESENTUPIDOR R550+SET163MM R79890X00	1260.0
07161001371	DESENTUPIDOR HD 13/100 R7.602000	2819.9
0716100138	BOMBA DESINCRUST.ROCAL 20 851010000	492.95
07161001380	BOMBA DESINCRUST.PROMO ROCAL 20 851P012	608.95
07161001381	BOMBA DESINC.ROCAL ROHS PUM 851010316	492.45
0716100139	61105 DESINCRUST.P/BOMBA ROCAL 5KG	27.95
07161001391	61106DESINCRUST.P/BOMBA ROCAL 10KG	49.45
07161001392	DESINCRUST.P/BOMBA ROCAL 30KG 851013000	95.00
07161001393	150000016 DESINCR.ROCAL ACID MULTI 10KG	55.45
0716100140	NEUTRALIZA./BOMBA ROCAL 1 KG 851020100	16.95
0716100141	DESINCRU.P/BOMBA ROCAL(PO)10KG 851031000	53.95
0716100142	NEUTRALIZA.P/BOMBA ROCAL 10KG 851021000	57.45
0716100143	KIT DOSIFICADOR ULTRA 851200100	107.95
0716100144	SET 8 RECARGAS P/DOSIFICADOR 851201000	24.45
0716100145	ASPIRADOR PROTECH 1200W 855600000	284.45
0716100146	BOLSA PAPEL P/ASPIRADOR 855622800	15.45
0716100147	FILTRO P/ASPIRADOR 855622416	31.95
0716100148	SANYFRESH SPRAY R08580000	9.50
0716100149	DOBRADIÇA P/ASPIRADOR 855600000	3.75
0716100151	FILTRO POLIPROPILENO 10" RP9000600	4.85
0716100152	CORTADOR DE SETA 16MM/25 72169	37.95



MAQUINAS & FERRAMENT

ANALISADORES TESTO

07162502001	KIT DE ESTANQUICIDADE MOD. 05543153	157.00
071625020135	MALA P/INSTRUMENTO DE MEDICAO SONDAS	104.00
071625020210	ESTOJO P/INSTRUMENTOS E ACESSORIOS	23.00
071625020443	TOPSAFE - CX DE PROTECÇÃO	36.00
071625021535	SONDA TERMICA DE VELOCIDADE C/ MEDICAO	437.00
071625022045	TUBO PITOT, EM ACO INOXIDAVEL	164.00
071625022145	TUBO PITOT 350MM REF.0635 2145	194.00
071625023110	05633110 KIT TESTO 310 C/ IMPRESSORA	650.00
071625023120	MALA DE TRANSP.PLASTICA	64.00
071625023123	SET ANALISADOR TESTO 312/3	415.00
071625023152	SET ANALISADOR TESTO 315/2	324.00
07162502325M	SET ANALISADOR TESTO 325M	1242.0
071625023271	0390 0047 CELULA DE O2 327-1	142.12
0716250232712	0390 0115 CELULA DE O2 327-1/2	271.54
071625023301	SET ANALISADOR TESTO 330/1	1814.0
071625024354	SET ANALISADOR TESTO 435-4	748.00
071625024592	SONDA ENVOLVENTE DE TUBOS	143.00
071625028155	TESTO 815,SONOMETRO, PRECISAO CLASSE 2	230.00
071625029335	SONDA MOLINETE 0,60mm TELESCOPICA	391.00
071625029435	CONJ.2 CONES P/SONDA MOLINETE 100MM	185.00



+351 244 800 160
+351 244 802 323



geral@canalcentro.pt
info@canalcentro.pt



R. do Bailadouro s/nº,
2410-211 Pousos

07162502D3173	MONITOR CO-TESTO 317/3	153.00
07162502T320	APARELHO TESTO T320	SobConsulta
MANOMETROS TESTO		
071625010510	MANOMETRO DIGITAL TESTO 510	154.00
07162501M506	MANOMETRO DIGITAL TESTO 506/200	157.00
MAQUINAS NOVO PRESS SEM MORDENTES		
07162701001	MAQUINA PRENSAR S/MORDENTES ECO 36900	2153.0
07162701002	MAQUINA PRENSAR ROMAX COMPACT+ SET	1000.0
MEDIÇÃO DIGITAL HONEYWELL		
07162525VM241A1002	CM241A1002 E.MED.DIG.CAUDAL E PRESSAO	2397.0
MORDENTES NIROSAN		
07162702001	015212X MORDENTE SV 15	150.45
07162702002	015213X MORDENTE SV 18	181.95
07162702003	015214X MORDENTE SV 22	159.95
07162702004	015215X MORDENTE SV 28	181.95
07162702005	015216X MORDENTE SV 35	200.45
07162702006	MORDENTE NOVOPRESS CIRCULAR 42MM	606.00
07162702007	MORDENTE NOVOPRESS CIRCULAR 54MM	606.00
07162702008	MORDENTE NOVOPRESS CIRCULAR 108MM	1062.0
07162702009	BASE ENCAIXE ECO 1 6900 DIAM.42/54	277.00
07162702010	BASE ENCAIXE ECO 3 6931 DIAM.76/89/108	613.00
07162702011	BASE ENCAIXE 6931 P/MORDENTE 6933	613.00
07162702012	BASE ENCAIXE ECO3 (ZB322)	SobConsulta
TERMOMETROS INFRAVERMELHOS TESTO		
0716250314388	BOMBA OLEO REF.14388	115.00
0716250341002	TERMO-HIGRO-ANEMÓMETRO TESTO 410-2	184.00
0716250357002	KIT TESTO 570-2	824.00
0716250383001	TERMOMETRO INFRAVERM.TESTO 830-T1	77.00
0716250383002	TERMOMETRO INFRAVERM.TESTO 830-T2	SobConsulta
0716250383004	TERMOMETRO INFRAVERM.TESTO 830-T4	SobConsulta
0716250390506	TERMOMETRO SUPERFICIE TESTO 905-T2	97.00

**MAQUINAS ROTHENBERG****MAQUINAS DE ROSCAR**

0716050101	71450 MAQ.SUPERTRONIC1250 1/2-3/4/1-11/4	666.00
0716050102	864120216 MAQ.SUPERTRONIC 2000 1/2-2	999.00
0716050103	862009400 FIXA TUBOS	133.95
0716050104	862009016 CABECA ADAPT.SUPERTRONIC 2000	87.95
0716050106	886000800 MAQ.ROSCAR 1/2-2 P50AV	2314.9
0716050107	56255 MAQ.SUPERTRONIC 3S AUT.1/2 - 3	4161.4
0716050108	888000200 MAQ.ROSCAR 1/2-4 N-100A	6169.9
07160501080	887110000 CARRINHO P/MAQ.ROSCAD.	462.45
07160501081	894070697 PENTE P/MAQUINA 21/2-4 N-100A	339.45
0716050109	899200500 OLEO SINTETICO 5L	42.45
0716050110	899202000 OLEO SINTETICO 20LT	139.45
0716050111	899100500 OLEO MINERAL P/ROSCAR 5 LT.	31.45
0716050112	891042700 ROLETE CORTE SUPERTRONIC	31.45
0716050113	891060200 PENTE BSPT ACO CARBONO 1/2-3/4	252.95
0716050114	892060497 PENTES BSPT ACO CARBONO 11/2-2	207.45
0716050115	891060397 PENTES BSPT ACO CARBONO 1-11/2	207.45
0716050116	899100100 OLEO MIN.P/ROSCAR 600ML (SPRAY)	7.35
0716050117	56294 PENTES SS AUTO SUPERT.21/2-4	269.95
0716050118	56506 MAQ.RANHURAR PN80 ASADA 3S 2-6	1328.5
0716050119	887092016U MAQ.RANHURAR P/SUPERTRONIC	1102.5
0716050120	881066100 PENTES BSPT ACO RAPIDO 1-2	328.45
0716050121	893066500 PENTES BSPT ACO RAPIDO 21/2-3	328.45
0716050122	881060100 PENTES BSPT ACO CARBONO 1-2	367.45
0716050123	891066200 PENTES BSPT ACO RAPIDO 1/2-3/4	328.45
0716050125	893060500 PENTES BSPT ACO CARBONO 21/2-3	217.95



07160501251	887084097 PENTES BSPT ACO CARBONO 21/2-3	345.45
07160501254	881080100 PENTES BSPT ECO 1-2	233.45
07160501255	881080200 PENTES BSPT ECO 1/2-3/4	233.45
0716050126	887090516 CONJUNTO CILINDRICO 1	346.95
0716050127	887090616 CONJUNTO CILINDRICO 11/4-11/2	346.95
0716050128	70074 ROLETE CORTE SUPERTRONIC	36.78
0716050130	887090316 BASE P/RANHUR.S80A/ROTHENBER.3	90.95
07160501301	888036800 CONJ.PLATO TRAS.A006 N-100A	649.95
0716050131	89211/R5.6002 PENTE ASADA 4S 1/2X3/4	115.23
0716050132	89227/R5.6005 PENTE ASADA 4S 1X11/2 (2)	223.45
0716050133	899200100 SPRAY SINTETICO 600 ML	8.45
0716050134	887090916 BASE P/N100A 4"	90.95
0716050135	887208816 CHAVE DE ROCKET	18.95
0716050136	9958232 MALETA P/SUPERTRONIC N/MOTOR	41.45
0716050137	189000000 SERRA DE CORREIA 21/2	330.45
0716050138	189007000 FOLHA DE SERRA	19.95
0716050139	56521 SET DE RODILHOS 1	359.95
0716050140	56522 SET DE RODILHOS 1 1/4 E 1 1/2	359.95
0716050141	56523 SET DE RODILHOS 2-6	359.95

**TARRAXAS**

0716050201	600230216 TARRAXA 600 BSPT-D(CONJ)1/2-2	489.45
0716050202	600220916 TARRAXA 600 BSPT-D(CONJ)1/2-1	214.45
0716050203	600220616 TARRAXA 600 BSPT-D(CJ)1/2-11/4	367.45
0716050204	6002D0016 CABECA ROSCAR 600 BSPT-D 1/4	66.45
0716050205	6003D0016 CABECA ROSCAR 600 BSPT-D 3/8	79.45
0716050206	6004D0016 CABECA ROSCAR 600 BSDT-D 1/2	76.95
0716050207	6005D0016 CABECA ROSCAR 600 BSPT-D 3/4	85.95
0716050208	6006D0016 CABECA ROSCAR 600 BSPT-D 1	88.45
0716050209	6007D0016 CABECA ROSCAR 600 BSPT-D 11/4	88.45
0716050210	6008D0000 CABECA ROSCAR 600 BSDT-D 11/2	198.73
0716050211	6009D0016 CABECA ROSCAR 600 BSDT-D 2	153.45
0716050212	6002D4016 PENTES TARRAXA OCTOG.1/4	40.45
0716050213	6003D4016 PENTES TARRAXA OCTOG.3/8	41.95
0716050214	6004D4016 PENTES TARRAXA OCTOG.1/2	49.45
0716050215	6005D4016 PENTES TARRAXA OCTOG.3/4	49.45
0716050216	6006D4016 PENTES TARRAXA OCTOG.1	49.45
0716050217	6007D4016 PENTES TARRAXA OCTOG.11/4	41.95
0716050218	70869X PENTES TARRAXA OCTOG.11/2	67.45
0716050219	70870X PENTES TARRAXA OCTOG. 2	69.95
0716050220	600011500 ADAPTADOR P/TARRAXA	46.95
0716050225	6000030 BRACO TARRAXA 11/4	87.95
0716050226	600010016 PORTA-CABECAS 600 11/2X2	139.95

PECAS DE SUBSTITUICAO**PEÇAS DE SUBSTITUIÇÃO "ROTHENBERGER"**

071630018340015	TORNILLO DE BRIDA 8340015	2.45
07163001FF54048	POSTIZO 5.8 AO.MOTOR RODIA 30 FF54048	32.95

PROGRAMA DE BOMBAS**BOMBAS SUBMERGIVEIS**

07161501350A	BOMBA SUBDRAIN 350A INOX SUMERG. SE35000	64.95
07161501900A	BOMBA SUVORT 900 A INOX SUMERG.SE2100000	95.95

SOLDAD.TUBAGENS PLAS**SOLDADURA DE TUBAGENS**

0716110101	SOPRADOR AR QUENTE HG 1600E R5.5770	468.45
0716110102	BICO SOPRADOR AR QUENTE R5.576900	67.95
0716110103	BICO SOPRADOR AR QUENTE 5MM R5.577600	95.95
0716110104	PINÇADOR DE FUSO 32-63MM R5.320000	316.95

SOLDADURA ROTHENBER**ACESSORIOS P/BUTANO PROPANO**

+351 244 800 160
+351 244 802 323



geral@canalcentro.pt
info@canalcentro.pt



R. do Bailadouro s/nº,
2410-211 Pousos

0716090401	PUNHO PRO C/ 3 VALVULAS R.211190116	35.95
0716090402	BOQUILHA AIRPROP S.F. 16 MM R.221190316	27.45
EQUIPAMENTOS DE ELECTROSOLDADURA ROTHENB		
0716090200	EQUIP.P/SOLDAR ROWELD UNIV.PRO R5.4080	4307.4
07160902001	R5.4097 EQUIP.ROWELD UNIV.PRO-W BABY	2848.0
0716090201	EQUIP.P/SOLDAR ROWELD.UNIV.FIT R5.4090	1967.5
071609020100	53893X ROWELD P63 S-6 230V 20-63 MM	364.95
0716090202	PROMO POWERFIRE +3 BOT.ROMAPGAS P1.9026	137.45
0716090203	PROMO INSTALADOR 8870920+86412 R.887P104	2308.9
0716090204	PROMO POWER-FIRE R.254709016	104.95
0716090205	PROMO POWER-FIRE R.254700116	104.95
0716090206	EMB.1KG VARETA SOLDA PVC REF.943010000	26.95
0716090207	PROMO PACK ROFIRE PIEZO+3 GARR.P00555516	62.45
MAÇARICOS DE MANGUEIRA ROTHENBERGUER		
07160905001	P00109300 MAÇARICO P/GAS ACETILENO	109.95
MAÇARICOS DE MANGUEIRA SUPER		
07160906000600	253000600 MACARICO ECO	66.95
07160906000900	253000900 MACARICO MONOBLOCK	66.95
071609061501	MACARICO 45150 BENZO TORCH 400451501	139.05
071609061530	MACARICO CT 27 GAS / PRO 400451530	157.05
SOLDADURA		
07160901004	MATRIZ POLIFUSORA 20 R5.351100	11.45
07160901005	MATRIZ POLIFUSORA 25 R5.351200	12.45
07160901006	MATRIZ POLIFUSORA 32 R5.351300	14.95
07160901007	MATRIZ POLIFUSORA 40 R5.351400	27.95
07160901008	MATRIZ POLIFUSORA 50 R5.351500	35.45
07160901009	MATRIZ POLIFUSORA 63 R5.351600	43.45
0716090101	MAQ.SOLDAR ROTHERM 2000 R3.670200	550.95
07160901019	ELECTRODO BARRA PAR - R3.672000	24.95
0716090102	ELECTRODO LISO PAR - R3.672100	21.45
0716090105	GARRAFA MULTIGAS 300 R3.551000	5.80
0716090107	GARRAFA MINIGAS 100 R3.550400	3.75
0716090109	CARTUCHO GAS 190G 037000000010 PECOL	1.95
0716090110	MACARICO AIRPROP P/BUT./PROP. P00408916	58.95
0716090111	MANGUEIRA OXIGENIO 3M 990601600	11.45
0716090113	PUNHO PRO GATILHO LONGO 211115316	31.45
0716090114	QUEIMADOR AQUECIMENTO 51MM 223090716	22.95
0716090115	QUEIMADOR AQUECIMENTO 57MM 223090816	23.45
0716090116	QUEIMA.AQUEC.ANTI-VENTO 57MM 223290416	19.95
0716090117	LANCA 200MM 232090116	18.95
0716090118	LANCA 350MM 233590116	24.45
0716090119	SUPORTE P/BRAÇO 252011100	8.15
0716090120	MACARICO TURBOPROP P/BUT/PROP. P00109216	72.95
07160901200	P00109200 MACARICO TURBOPROP P/ACETILENO	98.95
0716090121	SUPORTE P/MACARICO 252090116	2.55
0716090122	REGULADOR ADAPTADOR P/GARRAFA R3.0925	13.45
0716090136	MACARICO ROFLAME PIEZ.1800.C 0359311600	40.02
0716090137	MACARICO ROFLAME 03.5930	30.45
0716090138	CILINDRO OXIGENIO ROXI 120 R3.574100	29.95
0716090139	GARRAFA MAXIGAS 400 R3.5570	5.05
0716090147	ISQUEIRO R3.207700	5.75
0716090150	DECAPANTE LP5 40500	4.41
0716090151	DECAPANTE ROSOL 0,4 45225	9.31
0716090152	DECAPANTE PO FLUX HKM 35611	4.84
0716090153	SOLDA FORTE ROLOT S2 (1KG) R4.020200	24.45
0716090154	SOLDA FORTE ROLOT S5 (1KG) R4.050200	26.45
0716090161	GARRAFA ACETILENO 5 LTS 990601300	463.95
0716090162	GARRAFA OXIGENIO 5 LTS C/MAN.990601200	416.95
0716090163	GARRAFA OXIGENIO 5 LTS 990600200	251.95



+351 244 800 160
+351 244 802 323



geral@canalcentro.pt
info@canalcentro.pt



R. do Bailadouro s/nº,
2410-211 Pousos

 **canalcentro**

0716090164	MACARICO OXI-BUTANO(CONJ) 990610100	612.45
07160901640	EQUIPAMENTO MINI-OXIBUTANO 990610316	531.95
0716090165	MACARICO AIRPROP PLUS 1V.CONJ.253000716	84.95
0716090166	SEH025100 MAÇARICO ECO PIEZO	22.30
07160901661	KIT MACARICO R9.358116	128.95
07160901662	MACARICO RO-QUICK 216500016	87.95
07160901663	MACARICO SUPER FIRE 4 US1 1500001503	69.45
0716090167	BOQUILHAS LAGARTO 22 MM 221490116	24.45
0716090168	BOQUILHAS LAGARTO 35 MM 221490216	24.45
07160901681	BOQUILHA INTERCAMBIABLE 22 MM 216202251U	21.45
0716090169	JGO ELECTODOS BARRA C/SUP.R3.671000	59.95
0716090170	BOBINE ESTANHO P/SOLDAR 250G 947002000	19.95
0716090171	GEL DECAPANTE P/SOLDAR 85ML 947005000	2.90
0716090172	MACARICO SUPERFIRE 2 R35644X00	109.95
0716090173	GARRAFA GAS MAPP R3.553900	15.26
0716090174	MACARICO POWER-FIRE+GAS MAPP 254700116	104.95
07160901740	PACK RBAG+POWERFIRE+ 3 GARRAFA GAS MAPP	107.00
0716090180	LIMPA-TUBOS ROVLIES R4.526800	10.10
0716090181	TAPETE ANTI-FOGO R31050	39.50
0716090182	CONJ.MALETA MACA ESTANHADORA P00204016	129.95
0716090183	PACK SUPER FIRE 4 1000001794	133.58
SOLDADURA AUTOGENA		
07160903001	CONJUNTO ROXI-KIT 120 035740X	207.95
07160903011	ALLGAS MOBILE PRO 7/16 1000000558	279.95
TECNICAS PERFURACAO		
DISCOS DIAMANTE ROTHENBERGUER GAMA RED		
071619070230	FF11230 DISCO DIAMANTE 230 GAMA RED	113.45



+351 244 800 160
+351 244 802 323



geral@canalcentro.pt
info@canalcentro.pt



R. do Bailadouro s/nº,
2410-211 Pousos

MATERIAL PARA OBRAS PÚBLICAS

04 Tubos e acessórios PVC Pressão

29 Tampas, Grelhas, Ralos

FERRO FUNDIDO

30 Acessórios Ferro Fundido "FUCOLI"

31 Material FF Dúctil

"PONT-A-MOUSSON"

33 Acessórios Ferro Fundido "SANOESTE"

34 Acessórios Ferro Fundido "PRADINSA"

35 Válvulas e acessórios "AVK"

48 Canais, Grelhas, Tampas

(chapa galvanizada)

49 Material Polímero/Passavant "ACO"

50 Tubos e acessórios Drenagem

(Corrugados)



+351 244 800 160
+351 244 802 323



geral@canalcentro.pt
info@canalcentro.pt



R. do Bailadouro s/nº,
2410-211 Pousos



08 MAT. P/OBRAS PÚBLICAS**ACESSÓRIOS EM FERRO FUNDIDO "SANOES"****ABRACADEIRAS DE REPA****ABRACADEIRAS DE REPARAÇÃO INOX**

08332201156161	ABRACAD.REPARAÇ.INOX IBXC L=95MM 156-161	119.00
----------------	--	--------

ABRACADEIRAS FF C/SA**ABRACADEIRAS FF C/PINT.EPOXY**

08332102090032	ABRACAD.FF.C/SAIDA ROSC.90X1 C/EPOXY	26.80
08332102090040	ABRACAD.FF.C/SAIDA ROSC.90X11/4 C/EPOXY	SobConsulta
08332102125032	ABRACAD.FF.C/SAIDA ROSC.125X1 C/EPOXY	24.18

ABRACADEIRAS FF C/PINT.PRETA

08332101160050	ABRACAD.FF.C/SAIDA ROSC.160X1 C/PINT.PRT	SobConsulta
----------------	--	-------------

ABRACADEIRAS REVEST**ABRACADEIRAS REV.FFD C/PINT EPOXY**

08332201315063	ABRACADEIRA PVC/PE BRAC PRO 315 X 2"	150.00
----------------	--------------------------------------	--------

BOCAS DE REGA**BOCAS DE REGA PASSEIO**

08331601040	BOCA REGA PASSEIO DN40 C/SAIDA STORZ	150.00
-------------	--------------------------------------	--------

CAIXAS MANOBRA**CAIXAS MANOBRA "SANOESTE"**

0833200101	CABEÇA MOVEL QUADRADA	17.03
0833200102	CABEÇA MOVEL HEXAGONAL	SobConsulta
0833200103	CABEÇA MOVEL REDONDA	SobConsulta
0833200110	CAIXA MANOBRA P/GAS F.F.DN10	17.03

CONES ABOCARDADOS**CONES ABOCARDADOS "SANOESTE"**

08330901090063PE	CONE ABOCARDADO 90X63 C/PINT.EPOXY	26.00
08330901090075PE	CONE ABOCARDADO 90X75 C/PINT.EPOXY	26.00
08330901110063PE	CONE ABOCARDADO 110X63 C/PINT.EPOXY	28.31
08330901110075PE	CONE ABOCARDADO 110X75 C/PINT.EPOXY	27.82
08330901110090PE	CONE ABOCARDADO 110X90 C/PINT.EPOXY	32.30
08330901125075PE	CONE ABOCARDADO 125X75 C/PINT.EPOXY	35.40
08330901125090PE	CONE ABOCARDADO 125X90 C/PINT.EPOXY	35.40
08330901125110PE	CONE ABOCARDADO 125X110 C/PINT.EPOXY	35.31
08330901160063PE	CONE ABOCARDADO 160X63 C/PINT.EPOXY	58.00
08330901160110PE	CONE ABOCARDADO 160X110 C/PINT.EPOXY	58.00
08330901160125PE	CONE ABOCARDADO 160X125 C/PINT.EPOXY	58.00
08330901200110PE	CONE ABOCARDADO 200X110 C/PINT.EPOXY	69.40

CONES FLANGES MOVEIS**CONES FLANGES MOVEIS PN10 SAN**

08330201050040	CONE C/FLANGE MOVEL DN50X40	SobConsulta
08330201050040PE	CONE C/FLANGE MOVEL DN50X40 C/EPOXY	28.58
08330201060040	CONE C/FLANGE MOVEL DN60X40	SobConsulta
08330201060040PE	CONE C/FLANGE MOVEL DN60X40 C/EPOXY	28.58
08330201060050	CONE C/FLANGE MOVEL DN60X50	SobConsulta
08330201060050PE	CONE C/FLANGE MOVEL DN60X50 C/EPOXY	28.58
08330201065040	CONE C/FLANGE MOVEL DN65X40	SobConsulta
08330201065040PE	CONE C/FLANGE MOVEL DN65X40 C/EPOXY	28.58
08330201065050	CONE C/FLANGE MOVEL DN65X50	SobConsulta
08330201065050PE	CONE C/FLANGE MOVEL DN65X50 C/EPOXY	28.58
08330201065060	CONE C/FLANGE MOVEL DN65X60	SobConsulta
08330201065060PE	CONE C/FLANGE MOVEL DN65X60 C/EPOXY	28.58
08330201080040	CONE C/FLANGE MOVEL DN80X40	SobConsulta
08330201080040PE	CONE C/FLANGE MOVEL DN80X40 C/EPOXY	46.00
08330201080050	CONE C/FLANGE MOVEL DN80X50	SobConsulta
08330201080050PE	CONE C/FLANGE MOVEL DN80X50 C/EPOXY	46.00
08330201080060	CONE C/FLANGE MOVEL DN80X60	SobConsulta



08330201080060PE	CONE C/FLANGE MOVEL DN80X60 C/EPOXY	46.00
08330201080065	CONE C/FLANGE MOVEL DN80X65	SobConsulta
08330201080065PE	CONE C/FLANGE MOVEL DN80X65 C/EPOXY	46.00
08330201100040	CONE C/FLANGE MOVEL DN100X40	SobConsulta
08330201100040PE	CONE C/FLANGE MOVEL DN100X40 C/EPOXY	50.00
08330201100050	CONE C/FLANGE MOVEL DN100X50	SobConsulta
08330201100050PE	CONE C/FLANGE MOVEL DN100X50 C/EPOXY	50.00
08330201100060	CONE C/FLANGE MOVEL DN100X60	SobConsulta
08330201100060PE	CONE C/FLANGE MOVEL DN100X60 C/EPOXY	50.00
08330201100065	CONE C/FLANGE MOVEL DN100X65	SobConsulta
08330201100065PE	CONE C/FLANGE MOVEL DN100X65 C/EPOXY	50.00
08330201100080	CONE C/FLANGE MOVEL DN100X80	SobConsulta
08330201100080PE	CONE C/FLANGE MOVEL DN100X80 C/EPOXY	50.00
08330201125060PE	CONE C/FLANGE MOVEL DN125X60 C/EPOXY	69.30
08330201125080PE	CONE C/FLANGE MOVEL DN125X80 C/EPOXY	69.30
08330201125100PE	CONE C/FLANGE MOVEL DN125X100 C/EPOXY	69.30
08330201150100PE	CONE C/FLANGE MOVEL DN150X100 C/EPOXY	72.85
08330201150125PE	CONE C/FLANGE MOVEL DN150X125 C/EPOXY	72.85
08330201200100PE	CONE C/FLANGE MOVEL DN200X100 C/EPOXY	103.68
08330201200150PE	CONE C/FLANGE MOVEL DN200X150 C/EPOXY	103.68
08330201250200PE	CONE C/FLANGE MOVEL DN250X200 C/EPOXY	135.40
08330201300100PE	CONE C/FLANGE MOVEL DN300X100 C/EPOXY	214.82
08330201300150PE	CONE C/FLANGE MOVEL DN300X150 C/EPOXY	196.14
08330201300200PE	CONE C/FLANGE MOVEL DN300X200 C/EPOXY	196.14
08330201350250PE	CONE C/FLANGE MOVEL DN350X250 C/EPOXY	264.02
08330201400300PE	CONE C/FLANGE MOVEL DN400X300 C/EPOXY	560.00
08330201400350PE	CONE C/FLANGE MOVEL DN400X350 C/EPOXY	560.00

CRUZETAS ABOCARDADA**CRUZETA ABOCARDADA P/TUBO PVC**

08331001090090PE	CRUZETA F.F.BOCAS P/PVC 90X90	SobConsulta
08331001110063PE	CRUZETA F.F.BOCAS P/PVC 110X63	85.75
08331001125125PE	CRUZETA F.F.BOCAS P/PVC 125X125	SobConsulta

CURVAS ABOCARDADAS**CURVAS 11.15 BOCAS P/PVC**

08330804063PE	CURVA BOCAS P/PVC 11.15° 63 C/EPOXY	SobConsulta
08330804090PE	CURVA BOCAS P/PVC 11.15° 90 C/EPOXY	SobConsulta
08330804110PE	CURVA BOCAS P/PVC 11.15° 110 C/EPOXY	36.80

CURVAS 22.30 BOCAS P/PVC

08330803063PE	CURVA BOCAS P/PVC 22.30° 63 C/EPOXY	SobConsulta
08330803090PE	CURVA BOCAS P/PVC 22.30° 90 C/EPOXY	SobConsulta
08330803110PE	CURVA BOCAS P/PVC 22.30° 110 C/EPOXY	36.80

CURVAS 45 BOCAS P/PVC

08330802063PE	CURVA ABOCARDADA P/PVC 45° 63 C/EPOXY	19.10
08330802075	CURVA ABOCARDADA P/PVC 45° 75 C/EPOXY	SobConsulta
08330802090PE	CURVA ABOCARDADA P/PVC 45° 90 C/EPOXY	26.62
08330802110PE	CURVA ABOCARDADA P/PVC 45° 110 C/EPOXY	39.60
08330802125PE	CURVA ABOCARDADA P/PVC 45° 125 C/EPOXY	44.82
08330802140PE	CURVA ABOCARDADA P/PVC 45° 140 C/EPOXY	SobConsulta
08330802160PE	CURVA ABOCARDADA P/PVC 45° 160 C/EPOXY	65.16
08330802250PE	CURVA ABOCARDADA P/PVC 45° 250 C/EPOXY	SobConsulta

CURVAS 90 BOCAS P/PVC

08330801063PE	CURVA ABOCARDADA P/PVC 90° 63 C/EPOXY	20.83
08330801075PE	CURVA ABOCARDADA P/PVC 90° 75 C/EPOXY	25.46
08330801090PE	CURVA ABOCARDADA P/PVC 90° 90 C/EPOXY	26.96
08330801110PE	CURVA ABOCARDADA P/PVC 90° 110 C/EPOXY	37.08
08330801125PE	CURVA ABOCARDADA P/PVC 90° 125 C/EPOXY	SobConsulta
08330801160PE	CURVA ABOCARDADA P/PVC 90° 160 C/EPOXY	SobConsulta
08330801250PE	CURVA ABOCARDADA P/PVC 90° 250 C/EPOXY	SobConsulta



CURVAS FLANGES MOVEI**CURVAS FLANGES MOVEIS 11° 15 (1/32) SAN.**

08330104200PE	CURVA FLANGE MOVEI 11°15 DN200 C/EPOXY	SobConsulta
---------------	--	-------------

CURVAS FLANGES MOVEIS 45° (1/8) SAN.

08330102040	CURVA FLANGE MOVEI 45° DN40	SobConsulta
08330102040PE	CURVA FLANGE MOVEI 45° DN40 C/EPOXY	36.42
08330102050	CURVA FLANGE MOVEI 45° DN50	SobConsulta
08330102050PE	CURVA FLANGE MOVEI 45° DN50 C/EPOXY	36.42
08330102060	CURVA FLANGE MOVEI 45° DN60	SobConsulta
08330102060PE	CURVA FLANGE MOVEI 45° DN60 C/EPOXY	39.23
08330102065	CURVA FLANGE MOVEI 45° DN65	SobConsulta
08330102065PE	CURVA FLANGE MOVEI 45° DN65 C/EPOXY	39.23
08330102080	CURVA FLANGE MOVEI 45° DN80	SobConsulta
08330102080PE	CURVA FLANGE MOVEI 45° DN80 C/EPOXY	44.82
08330102100	CURVA FLANGE MOVEI 45° DN100	SobConsulta
08330102100PE	CURVA FLANGE MOVEI 45° DN100 C/EPOXY	56.04
08330102125	CURVA FLANGE MOVEI 45° DN125	SobConsulta
08330102125PE	CURVA FLANGE MOVEI 45° DN125 C/EPOXY	67.25
08330102150	CURVA FLANGE MOVEI 45° DN150	SobConsulta
08330102150PE	CURVA FLANGE MOVEI 45° DN150 C/EPOXY	100.86
08330102200	CURVA FLANGE MOVEI 45° DN200	SobConsulta
08330102200PE	CURVA FLANGE MOVEI 45° DN200 C/EPOXY	140.10
08330102250	CURVA FLANGE MOVEI 45° DN250	SobConsulta
08330102250PE	CURVA FLANGE MOVEI 45° DN250 C/EPOXY	268.99
08330102300	CURVA FLANGE MOVEI 45° DN300	SobConsulta
08330102300PE	CURVA FLANGE MOVEI 45° DN300 C/EPOXY	392.28
08330102350	CURVA FLANGE MOVEI 45° DN350	SobConsulta
08330102350PE	CURVA FLANGE MOVEI 45° DN350 C/EPOXY	449.31
08330102400	CURVA FLANGE MOVEI 45° DN400	SobConsulta
08330102400PE	CURVA FLANGE MOVEI 45° DN400 C/EPOXY	525.61
08330102500	CURVA FLANGE MOVEI 45° DN500	SobConsulta
08330102500PE	CURVA FLANGE MOVEI 45° DN500 C/EPOXY	1145.6

CURVAS FLANGES MOVEIS 90° (1/4) SAN.

08330101040	CURVA FLANGE MOVEI 90° DN40	SobConsulta
08330101040PE	CURVA FLANGE MOVEI 90° DN40 C/EPOXY	36.42
08330101050	CURVA FLANGE MOVEI 90° DN50	SobConsulta
08330101050PE	CURVA FLANGE MOVEI 90° DN50 C/EPOXY	36.42
08330101060	CURVA FLANGE MOVEI 90° DN60	SobConsulta
08330101060PE	CURVA FLANGE MOVEI 90° DN60 C/EPOXY	39.23
08330101065	CURVA FLANGE MOVEI 90° DN65	SobConsulta
08330101065PE	CURVA FLANGE MOVEI 90° DN65 C/EPOXY	39.23
08330101080	CURVA FLANGE MOVEI 90° DN80	SobConsulta
08330101080PE	CURVA FLANGE MOVEI 90° DN80 C/EPOXY	44.82
08330101100	CURVA FLANGE MOVEI 90° DN100	SobConsulta
08330101100PE	CURVA FLANGE MOVEI 90° DN100 C/EPOXY	56.04
08330101125	CURVA FLANGE MOVEI 90° DN125	SobConsulta
08330101125PE	CURVA FLANGE MOVEI 90° DN125 C/EPOXY	67.25
08330101150	CURVA FLANGE MOVEI 90° DN150	SobConsulta
08330101150PE	CURVA FLANGE MOVEI 90° DN150 C/EPOXY	100.86
08330101200	CURVA FLANGE MOVEI 90° DN200	SobConsulta
08330101200PE	CURVA FLANGE MOVEI 90° DN200 C/EPOXY	140.10
08330101250	CURVA FLANGE MOVEI 90° DN250	SobConsulta
08330101250PE	CURVA FLANGE MOVEI 90° DN250 C/EPOXY	280.20
08330101300	CURVA FLANGE MOVEI 90° DN300	SobConsulta
08330101300PE	CURVA FLANGE MOVEI 90° DN300 C/EPOXY	431.50
08330101350	CURVA FLANGE MOVEI 90° DN350	SobConsulta
08330101350PE	CURVA FLANGE MOVEI 90° DN350 C/EPOXY	484.53
08330101400	CURVA FLANGE MOVEI 90° DN400	SobConsulta
08330101400PE	CURVA FLANGE MOVEI 90° DN400 C/EPOXY	561.72



08330101500	CURVA FLANGE MOVEL 90° DN500	SobConsulta
08330101500PE	CURVA FLANGE MOVEL 90° DN500 C/EPOXY	1380.8

CURVAS FLANGES MOVEIS C/PATOLA SAN.

08330105100PE	CURVA C/PE FLANGEADA 90° DN100 C/EPOXY	88.56
08330105150PE	CURVA C/PE FLANGEADA 90° DN150 C/EPOXY	SobConsulta
08330105250PE	CURVA C/PE FLANGEADA 90° DN250 C/EPOXY	SobConsulta
08330105300PE	CURVA C/PE FLANGEADA 90° DN300 C/EPOXY	SobConsulta
08330105350PE	CURVA C/PE FLANGEADA 90° DN350 C/EPOXY	SobConsulta

ESSES DE REGULACAO,**ESSES REGULACAO "SANOESTE"**

08330601100PE	ESSE REGUL.FL.MOV.DN100 C/500 MM EPOXY	118.01
---------------	--	--------

ESSES REGULACAO FL.MOV.1000 "SANOESTE"

08330602100PE	ESSE REGUL.FL.MOV.DN100 C/1000 MM EPOX	180.29
---------------	--	--------

**FLANGES****FLANGES ADAPTAÇÃO FF P/FFD**

08330707080	FLANGE ADAPT.P/TUBO FFD PN10/16 80	SobConsulta
08330707100	FLANGE ADAPT.P/TUBO FFD PN10/16 100	29.50

FLANGES ADAPTAÇÃO FF P/PVC

08330706065075	FLANGE ADAPTACAO F.F.P/PVC 65/75	16.90
08330706090100	FLANGE ADAPTACAO F.F.P/PVC 90/100	SobConsulta
08330706100110	FLANGE ADAPTACAO F.F.P/PVC 100/110	23.70
08330706125125	FLANGE ADAPTACAO F.F.P/PVC 125/125	31.70
08330706150160	FLANGE ADAPTACAO F.F.P/PVC 150/160	42.30
08330706250250	FLANGE ADAPTACAO F.F.P/PVC 250/250	SobConsulta
08330706300315	FLANGE ADAPTACAO F.F.P/PVC 300/315	SobConsulta

FLANGES ADAPTAÇÃO FF TRAV.P/PE E PVC

08330708060075	FLANGE ADAPTACAO TRAV.FF P/PVC 60/75	34.70
08330708125140	FLANGE ADAPTACAO TRAV.FF P/PVC 125/140	SobConsulta

FLANGES CEGAS PN10 SAN

08330701150PE	FLANGE CEGA FFD PN10 DN150 C/PINT.EPOXY	67.80
08330701250PE	FLANGE CEGA FFD PN10 DN250 C/PINT.EPOXY	SobConsulta
08330701300PE	FLANGE CEGA FFD PN10 DN300 C/PINT.EPOXY	150.49
08330701400PE	FLANGE CEGA FFD PN10 DN400 C/PINT.EPOXY	200.28

JUNTAS FFD P/TUBO**JUNTA CEGA FFD P/TUBO PVC**

08331904063PE	JUNTA CEGA F.F.63 C/PINTURA EPOXICA	14.32
08331904075PE	JUNTA CEGA F.F.75 C/PINTURA EPOXICA	20.00
08331904090PE	JUNTA CEGA F.F.90 C/PINTURA EPOXICA	24.30
08331904110PE	JUNTA CEGA F.F.110 C/PINTURA EPOXICA	32.85
08331904125PE	JUNTA CEGA F.F.125 C/PINTURA EPOXICA	46.28
08331904140PE	JUNTA CEGA F.F.140 C/PINTURA EPOXICA	56.85
08331904160PE	JUNTA CEGA F.F.160 C/PINTURA EPOXICA	60.10

JUNTA LIGAÇÃO FFD P/TUBO PVC

08331902063PE	JUNTA LIGAÇÃO F.F.63 C/PINTURA EPOXICA	17.18
08331902075PE	JUNTA LIGAÇÃO F.F.75 C/PINTURA EPOXICA	21.40
08331902090PE	JUNTA LIGAÇÃO F.F.90 C/PINTURA EPOXICA	25.27
08331902110PE	JUNTA LIGAÇÃO F.F.110 C/PINTURA EPOXICA	34.50
08331902125PE	JUNTA LIGAÇÃO F.F.125 C/PINTURA EPOXICA	48.60
08331902140PE	JUNTA LIGAÇÃO F.F.140 C/PINTURA EPOXICA	SobConsulta
08331902160PE	JUNTA LIGAÇÃO F.F.160 C/PINTURA EPOXICA	64.10
08331902200PE	JUNTA LIGAÇÃO F.F.200 C/PINTURA EPOXICA	114.30
08331902250PE	JUNTA LIGAÇÃO F.F.250 C/PINTURA EPOXICA	186.70

JUNTAS ALMA ACO

08331911080	JUNTA ALMA ACO PN10/16 DN80	SobConsulta
08331911100	JUNTA ALMA ACO PN10/16 DN100	SobConsulta
08331911150	JUNTA ALMA ACO PN10/16 DN150	SobConsulta

JUNTAS DESMONTAGENS AUTO-TRAVADAS

+351 244 800 160
+351 244 802 323



geral@canalcentro.pt
info@canalcentro.pt



R. do Bailadouro s/nº,
2410-211 Pousos

0833191001050	JUNTA DESMONTAGEM AUTO-TRAV.50	SobConsulta
0833191001080	JUNTA DESMONTAGEM AUTO-TRAV.80	124.00
0833191001100	JUNTA DESMONTAGEM AUTO-TRAV.100	SobConsulta
083319100125	JUNTA DESMONTAGEM AUTO-TRAV.125	SobConsulta
083319100300	JUNTA DESMONTAGEM AUTO-TRAV.300	SobConsulta

JUNTAS FLANGE MULTIMATERIAIS C/GARRA

08331907050	ADAPT.FLANGE MULTIMAT.TRAV.DN50 48-71 VJ	SobConsulta
08331907065	ADAPT.FLANGE MULTIMAT.TRAV.DN65 63-83 VJ	SobConsulta
08331907080	JUNTA FLANGE MULTIMATER.C/GARRA DN80	SobConsulta
08331907080100	JUNTA FLANGE MULTIM.C/GARRA PN10 80/100	SobConsulta
08331907100	JUNTA FLANGE MULTIMATER. C/GARRA DN100	SobConsulta
08331907125	JUNTA FLANGE MULTIMATER. C/GARRA DN125	SobConsulta
08331907150	JUNTA FLANGE MULTIMATER. C/GARRA DN150	SobConsulta
08331907200	JUNTA FLANGE MULTIMATER. C/GARRA DN200	SobConsulta

JUNTAS PLANAS P/TELA T/2

08331908065	JUNTA PLANA P/TELA T/2 65	SobConsulta
08331908080	JUNTA PLANA P/TELA T/2 80	SobConsulta
08331908100	JUNTA PLANA P/TELA T/2 100	SobConsulta
08331908150	JUNTA PLANA P/TELA T/2 150	SobConsulta
08331908250	JUNTA PLANA P/TELA DN250	SobConsulta
08331908300	JUNTA PLANA P/TELA DN300	SobConsulta
08331908M400	TELA C/ALMA METÁLICA 400 PN16	SobConsulta

UNIAO MULTIMATERIAIS LARGA TOLERANCIA

08331905047059	UNIAO MULTIMATERIAIS 47.9-59.5 VJ	SobConsulta
08331905048071	UNIAO MULTIMATERIAIS P/PE 48-71 VJ	116.00
083319050630085	UNIAO MULTIMATERIAIS 63-85 VJ	SobConsulta
08331905063085	UNIAO MULTIMATERIAIS 63-85/85-107 VJ	SobConsulta
08331905080100	UNIAO MULTIMATERIAIS 85.7-107/107-133 VJ	SobConsulta
08331905085107	UNIAO MULTIMATERIAIS 85-107 VJ	SobConsulta
08331905090090	UNIAO MULTIMATERIAIS P/PE 90 VJ	SobConsulta
08331905107132	UNIAO MULTIMATERIAIS 107-132/132-158 VJ	SobConsulta
08331905109128	UNIAO MULTIMATERIAIS 109/128 RACI	SobConsulta
08331905110110	UNIAO MULTIMATERIAIS P/PE 110 AQUA	SobConsulta
08331905125125	UNIAO MULTIMATERIAIS P/PE 125 AQUA	SobConsulta
08331905132158	UNIAO MULTIMATERIAIS 132-158/158-184 VJ	SobConsulta
08331905160160	UNIAO MULTIMATERIAIS TRAVADA P/PE 160	SobConsulta
08331905225250	UNIAO MULTIMATERIAIS 243-269/266-295 VJ	SobConsulta
08331905T0630837	UNIAO MULTIMAT.TRAV.DN65 = 63-83.7 VJ	SobConsulta
08331905T107133	UNIAO MULTIMATERIAIS C/GARRAS 107/133 VJ	SobConsulta

KIT'S JUNTA FLANGE**KIT'S JUNTA FLANGE PN10/16**

083318010050	KIT JUNTA FLANGE COMPL.PN10/16 50	15.00
083318010065	KIT JUNTA FLANGE COMPL.PN10/16 65	18.00
083318010080	KIT JUNTA FLANGE COMPL.PN10/16 80	19.10
083318010100	KIT JUNTA FLANGE COMPL.PN10/16 100	20.00
083318010150	KIT JUNTA FLANGE COMPL.PN10/16 150	30.00
083318010200	KIT JUNTA FLANGE COMPL.PN10/16 200	35.00
083318010250	KIT JUNTA FLANGE COMPL.PN10/16 250	49.00
083318010300	KIT JUNTA FLANGE COMPL.PN10/16 300	78.00

LIGADORES ABOCARDADO**LIGADORES BOCA/FLANGE P/TUBO PVC**

08331201063050	LIGADOR BOCA/FLANGE P/PVC 63X50	SobConsulta
08331201063065	LIGADOR BOCA/FLANGE P/PVC 63X65	SobConsulta
08331201090080	LIGADOR BOCA/FLANGE P/PVC 90X80	SobConsulta
08331201110100	LIGADOR BOCA/FLANGE P/PVC 110X100	SobConsulta
08331201150160	LIGADOR BOCA/FLANGE P/PVC 160X150	SobConsulta
08331201250250	LIGADOR BOCA/FLANGE P/PVC 250X250	SobConsulta
0833120125025016	LIGADOR BOCA/FLANGE P/PVC 250X250 PN16	SobConsulta



MANCHAO P/TUBO PVC**MANCHAO P/TUBO PVC "SANOESTE"**

08331301063050PE	TE BOCAS C/SAIDA ROSC.63X11/2 C/EPOXY	24.60
08331301063063PE	TE BOCAS C/SAIDA ROSC.63X2 C/EPOXY	25.90
08331301075050PE	TE BOCAS C/SAIDA ROSC.75X11/2 C/EPOXY	56.10
08331301090050PE	TE BOCAS C/SAIDA ROSC.90X11/2 C/EPOXY	38.22
08331301110050PE	TE BOCAS C/SAIDA ROSC.110X11/2 C/EPOXY	73.40
08331301110063PE	TE BOCAS C/SAIDA ROSC.110X2 C/EPOXY	SobConsulta
08331301125050PE	TE BOCAS C/SAIDA ROSC.125X11/2 C/EPOXY	96.70
08331301140050PE	TE BOCAS C/SAIDA ROSC.140X11/2 C/EPOXY	SobConsulta

PONTAS DE TUBO FLANG**PASSA MUROS-TUBO FLANGES MOVEIS E FL.INT**

08330404050PE	TUBO F.M.C/FLAN.INTER.DN50X600 C/P.EPOXY	SobConsulta
08330404060	TUBO F.M.C/FLANGE INTERM.DN60X600 PN10	48.10
08330404060PE	TUBO F.M.C/FLAN.INTER.DN60X600 C/EPOXY	52.12
08330404065	TUBO F.M.C/FLANGE INTERM.DN65X600 PN10	48.10
08330404065PE	TUBO F.M.C/FLAN.INTER.DN65X600 C/EPOXY	52.12
08330404080	TUBO F.M.C/FLANGE INTERM.DN80X600 PN10	54.69
08330404080PE	TUBO F.M.C/FLAN.INTER.DN80X600 C/EPOXY	59.26
08330404100	TUBO F.M.C/FLANGE INTERM.DN100X600 PN10	72.62
08330404100500PE	TUBO F.M.C/FLAN.INTE.DN100X500 C/EPOXY	SobConsulta
08330404100PE	TUBO F.M.C/FLAN.INTE.DN100X600 C/EPOXY	78.67
08330404125	TUBO F.M.C/FLANGE INTERM.DN125X600 PN10	91.47
08330404125PE	TUBO F.M.C/FLAN.INTE.DN125X600 C/EPOXY	99.09
08330404150	TUBO F.M.C/FLANGE INTERM.DN150X600 PN10	100.07
08330404150PE	TUBO F.M.C/FLAN.INTE.DN150X600 C/EPOXY	108.41
08330404200	TUBO F.M.C/FLANGE INTERM.DN200X600 PN10	155.67
08330404200500PE	TUBO F.M.C/FLAN.INTE.DN200X500 C/EPOXY	SobConsulta
08330404200PE	TUBO F.M.C/FLAN.INTE.DN200X600 C/EPOXY	168.65
08330404250	TUBO F.M.C/FLANGE INTERM.DN250X600 PN10	242.03
08330404250PE	TUBO F.M.C/FLAN.INTE.DN250X600 C/EPOXY	262.20
08330404300	TUBO F.M.C/FLANGE INTERM.DN300X600 PN10	272.76
08330404300PE	TUBO F.M.C/FLAN.INTE.DN300X600 C/EPOXY	295.49

PONTAS TUBO FLANGES MOVEIS L-0.150M

08330400100PE	TUBO FLANGE MOVEI DN100 L=0.15M C/EPOXY	53.50
---------------	---	-------

PONTAS TUBO FLANGES MOVEIS L-0.250M SAN

08330401050PE	TUBO FLANGE MOVEI DN50 L=0.25M C/EPOXY	29.30
08330401060PE	TUBO FLANGE MOVEI DN60 L=0.25M C/EPOXY	36.65
08330401100PE	TUBO FLANGE MOVEI DN100 L=0.25M C/EPOXY	53.71
08330401250PE	TUBO FLANGE MOVEI DN250 L=0.25M C/EPOXY	192.00

PONTAS TUBO FLANGES MOVEIS L-0.500M SAN

08330402050PE	TUBO FLANGE MOVEI DN50 L=0.50M C/EPOXY	38.98
08330402060PE	TUBO FLANGE MOVEI DN60 L=0.50M C/EPOXY	51.29
08330402080PE	TUBO FLANGE MOVEI DN80 L=0.50M C/EPOXY	58.89
08330402100PE	TUBO FLANGE MOVEI DN100 L=0.50M C/EPOXY	73.24
08330402125PE	TUBO FLANGE MOVEI DN125 L=0.50M C/EPOXY	SobConsulta
08330402150PE	TUBO FLANGE MOVEI DN150 L=0.50M C/EPOXY	119.36
08330402250PE	TUBO FLANGE MOVEI DN250 L=0.50M C/EPOXY	SobConsulta
08330402350PE	TUBO FLANGE MOVEI DN350 L=0.50M C/EPOXY	SobConsulta

TUBO C/2 FLANGES MOVEIS SAN

083304030601000	TUBO C/2 FLANG.MOVEIS DN060 L=1000 EPOXY	SobConsulta
083304030800400	TUBO C/2 FLANG.MOVEIS DN80 L=400 P.EPOX	SobConsulta
083304030801000	TUBO C/2 FLANG.MOVEIS DN80 L=1000 EPOXY	106.03
083304031000300	TUBO C/2 FLANG.MOVEIS DN100 L=300 EPOXY	SobConsulta
083304031000400	TUBO C/2 FLANG.MOVEIS DN100 L=400 EPOXY	61.45
083304031000500	TUBO C/2 FLANG.MOVEIS DN100 L=500 EPOXY	SobConsulta
083304031001000	TUBO C/2 FLANG.MOVEIS DN100 L=1000 EPOXY	SobConsulta
083304031501000	TUBO C/2 FLANG.MOVEIS DN150 L=1000 EPOXY	SobConsulta



083304032500400	TUBO C/2 FLANG.MOVEIS DN250 L=400 EPOXY	240.00
-----------------	---	--------

PORTINHOLAS**PORTINHOLAS**

0833050101	PORTINHOLA FFD REDONDA AGUAS	26.60
0833050102	PORTINHOLA FFD OVAL AGUAS	47.00
0833050110	PORTINHOLA FFD RETANGULAR AGUAS	101.00
0833050115	PORTINHOLA HEXAGONAL GR ALUMINIO	SobConsulta

TES ABORCARDADOS**TES ABOCARDADOS "SANOESTE"**

08331101063PE	TE ABOCARDADO 63X63 C/PINT.EPOXY	33.29
08331101075PE	TE ABOCARDADO 75X75 C/PINT.EPOXY	35.30
0833110109063PE	TE ABOCARDADO 90X63 C/PINT.EPOXY	SobConsulta
08331101090PE	TE ABOCARDADO 90X90 C/PINT.EPOXY	39.34
08331101110063PE	TE ABOCARDADO 110X63 C/PINT.EPOXY	52.96
08331101110075PE	TE ABOCARDADO 110X75 C/PINT.EPOXY	52.96
08331101110090PE	TE ABOCARDADO 110X90 C/PINT.EPOXY	52.96
08331101110PE	TE ABOCARDADO 110X110 C/PINT.EPOXY	56.00
08331101125090PE	TE ABOCARDADO 125X90 C/PINT.EPOXY	SobConsulta
08331101125110PE	TE ABOCARDADO 125X110 C/PINT.EPOXY	65.57
08331101125PE	TE ABOCARDADO 125X125 C/PINT.EPOXY	65.57
08331101140PE	TE ABOCARDADO 140X140 C/PINT.EPOXY	SobConsulta
08331101160063PE	TE ABOCARDADO 160X63 C/PINT.EPOXY	100.86
08331101160075PE	TE ABOCARDADO 160X75 C/PINT.EPOXY	100.86
08331101160110PE	TE ABOCARDADO 160X110 C/PINT.EPOXY	100.86
08331101160125PE	TE ABOCARDADO 160X125 C/PINT.EPOXY	100.86
08331101160PE	TE ABOCARDADO 160X160 C/PINT.EPOXY	100.86
08331101200090PE	TE ABOCARDADO 200X90 C/PINT.EPOXY	211.90
08331101250110PE	TE ABOCARDADO 250X110 C/PINT.EPOXY	479.40
08331101250160PE	TE ABOCARDADO 250X160 C/PINT.EPOXY	479.40
08331101315160PE	TE ABOCARDADO 315X160 C/PINT.EPOXY	588.42

TES ABOCARDADOS E FLANGE MOVEL "SANOESTE"

08331102090060PE	TE BOCAS C/SAIDA FLANG.90X60/65 C/EPOXY	SobConsulta
08331102090080PE	TE BOCAS C/SAIDA FLANG.90X80 C/EPOXY	65.57
08331102110050PE	TE BOCAS C/SAIDA FLANG.110X50 C/EPOXY	65.16
08331102110065PE	TE BOCAS C/SAIDA FLANG.110X65 C/EPOXY	65.16
08331102110080PE	TE BOCAS C/SAIDA FLANG.110X80 C/EPOXY	64.20
08331102110100PE	TE BOCAS C/SAIDA FLANG.110X100 C/EPOXY	73.20
08331102125080PE	TE BOCAS C/SAIDA FLANG.125X80 C/EPOXY	81.32
08331102140080PE	TE BOCAS C/SAIDA FLANG.140X80 C/EPOXY	83.46
08331102160063PE	TE BOCAS C/SAIDA FLANG.160X63 C/EPOXY	96.00
08331102160080PE	TE BOCAS C/SAIDA FLANG.160X80 C/EPOXY	97.74
08331102160100PE	TE BOCAS C/SAIDA FLANG.160X100 C/EPOXY	98.87
08331102200065PE	TE BOCAS C/SAIDA FLANG.200X65 C/EPOXY	133.70
08331102200100PE	TE BOCAS C/SAIDA FLANG.200X100 C/EPOXY	147.50
08331102200200PE	TE BOCAS C/SAIDA FLANG.200X200 C/EPOXY	200.60

TES FLANGES MOVEIS**TES FLANGES MOVEIS PN10 SAN**

08330301040040	TE C/FLANGE MOVEL 40X40	SobConsulta
08330301040040PE	TE C/FLANGE MOVEL 40X40 C/EPOXY	47.64
08330301050040	TE C/FLANGE MOVEL 50X40	SobConsulta
08330301050040PE	TE C/FLANGE MOVEL 50X40 C/EPOXY	55.00
08330301050050	TE C/FLANGE MOVEL 50X50	SobConsulta
08330301050050PE	TE C/FLANGE MOVEL 50X50 C/EPOXY	55.00
08330301060040	TE C/FLANGE MOVEL 60X40	SobConsulta
08330301060040PE	TE C/FLANGE MOVEL 60X50 C/EPOXY	56.04
08330301060050	TE C/FLANGE MOVEL 60X50	SobConsulta
08330301060050PE	TE C/FLANGE MOVEL 60X50 C/EPOXY	56.04
08330301060060	TE C/FLANGE MOVEL 60X60	SobConsulta
08330301060060PE	TE C/FLANGE MOVEL 60X60 C/EPOXY	56.04



+351 244 800 160
+351 244 802 323



geral@canalcentro.pt
info@canalcentro.pt



R. do Bailadouro s/nº,
2410-211 Pousos



08330301065040	TE C/FLANGE MOVEL 65X40	SobConsulta
08330301065040PE	TE C/FLANGE MOVEL 65X40 C/EPOXY	56.04
08330301065050	TE C/FLANGE MOVEL 65X50	SobConsulta
08330301065050PE	TE C/FLANGE MOVEL 65X50 C/EPOXY	56.04
08330301065060	TE C/FLANGE MOVEL 65X60	SobConsulta
08330301065060PE	TE C/FLANGE MOVEL 65X60 C/EPOXY	56.04
08330301065065	TE C/FLANGE MOVEL 65X65	SobConsulta
08330301065065PE	TE C/FLANGE MOVEL 65X65 C/EPOXY	56.04
08330301080040	TE C/FLANGE MOVEL 80X40	SobConsulta
08330301080040PE	TE C/FLANGE MOVEL 80X40 C/EPOXY	79.00
08330301080050	TE C/FLANGE MOVEL 80X50	SobConsulta
08330301080050PE	TE C/FLANGE MOVEL 80X50 C/EPOXY	79.00
08330301080060	TE C/FLANGE MOVEL 80X60	SobConsulta
08330301080060PE	TE C/FLANGE MOVEL 80X60 C/EPOXY	79.00
08330301080065	TE C/FLANGE MOVEL 80X65	SobConsulta
08330301080065PE	TE C/FLANGE MOVEL 80X65 C/EPOXY	79.00
08330301080080	TE C/FLANGE MOVEL 80X80	SobConsulta
08330301080080PE	TE C/FLANGE MOVEL 80X80 C/EPOXY	79.00
08330301100050PE	TE C/FLANGE MOVEL 100X50 C/EPOXY	82.00
08330301100065PE	TE C/FLANGE MOVEL 100X065 C/EPOXY	82.00
08330301100100PE	TE C/FLANGE MOVEL 100X100 C/EPOXY	82.00
08330301125060PE	TE C/FLANGE MOVEL 125X60 C/EPOXY	118.00
08330301125080PE	TE C/FLANGE MOVEL 125X80 C/EPOXY	118.00
08330301125100PE	TE C/FLANGE MOVEL 125X100 C/EPOXY	125.50
08330301125125PE	TE C/FLANGE MOVEL 125X125 C/EPOXY	125.50
08330301150050PE	TE C/FLANGE MOVEL 150X50 C/P.EPOXY	135.40
08330301150065PE	TE C/FLANGE MOVEL 150X065 C/EPOXY	135.40
08330301150080PE	TE C/FLANGE MOVEL 150X80 C/P.EPOXY	135.40
08330301150100PE	TE C/FLANGE MOVEL 150X100 C/EPOXY	135.40
08330301150150PE	TE C/FLANGE MOVEL 150X150 C/EPOXY	135.40
08330301200100PE	TE C/FLANGE MOVEL 200X100 C/EPOXY	220.00
08330301200200PE	TE C/FLANGE MOVEL 200X200 C/EPOXY	SobConsulta
08330301250250	TE C/FLANGE MOVEL 250X250 C/EPOXY	460.10
08330301300065PE	TE C/FLANGE MOVEL 300X65 C/EPOXY	SobConsulta
08330301300100PE	TE C/FLANGE MOVEL 300X100 C/EPOXY	SobConsulta
08330301300125PE	TE C/FLANGE MOVEL 300X125 C/EPOXY	SobConsulta
08330301300150PE	TE C/FLANGE MOVEL 300X150 C/EPOXY	SobConsulta
08330301300250PE	TE C/FLANGE MOVEL 300X250 C/EPOXY	SobConsulta
08330301300300PE	TE C/FLANGE MOVEL 300X300 C/EPOXY	476.34
08330301400080PE	TE C/FLANGE MOVEL 400X80 C/EPOXY	973.30
08330301400100PE	TE C/FLANGE MOVEL 400X100 C/EPOXY	973.30
08330301500300PE	TE C/FLANGE MOVEL 500X300 C/EPOXY PN10	SobConsulta

VALVULAS FERRO FUNDI**HASTES P/VALVULAS**

08332530040050	HASTE P/VALVULA RAMAL E FLANG.DN40/50	44.90
08332530065080	HASTE P/VALVULA DN65/80	44.90
08332530100150	HASTE P/VALVULA DN100/150	44.90
08332530200	HASTE P/VALVULA DN200	SobConsulta

VALVULAS RETENCAO 02/402

08332525065	VALVULA RETENCAO 02/402 PN16 DN65	SobConsulta
-------------	-----------------------------------	-------------

VENTOSAS**VENTOSA TRIPLA**

083328030100	VENTOSA FFD TIP.FUNCAO FLG DN100 PN16	870.00
--------------	---------------------------------------	--------

VENTOSAS SIMPLES

08332801032	VENTOSA SIMPLES MET.M.MOD.5101 1 PN16	112.00
-------------	---------------------------------------	--------

ACESSORIOS EM FERRO FUNDIDO FUCOLI**ABRACADEIRAS FFD****ABRACAD.F.F.C/SAIDA ROSCA ATE 2" P/PVC**

+351 244 800 160
+351 244 802 323



geral@canalcentro.pt
info@canalcentro.pt



R. do Bailadouro s/nº,
2410-211 Pousos

 **canalcentro**

08300201050032	ABRACAD.F.F.C/SAIDA ROSC.50X1	14.30
08300201060032	ABRACAD.F.F.C/SAIDA ROSC.60X1	15.30
08300201060050	ABRACAD.F.F.C/SAIDA ROSC.60X11/2	15.30
08300201080025	ABRACAD.F.F.C/SAIDA ROSC.80X3/4	18.40
08300201080032	ABRACAD.F.F.C/SAIDA ROSC.80X1" - 18	18.40
08300201080050	ABRACAD.F.F.C/SAIDA ROSC.80X11/2	18.40
08300201100050	ABRACAD.F.F.C/SAIDA ROSC.100X11/2"	26.60
08300201125050	ABRACAD.F.F.C/SAIDA ROSC.125X11/2	33.70
08300201150040	ABRACAD.F.F.C/SAIDA ROSC.150X1 1/4	40.80
08300201150050	ABRACAD.F.F.C/SAIDA ROSC.150X1 1/2	40.80
08300201200050	ABRACAD.F.F.C/SAIDA ROSC.200X11/2	63.30
08300201250050	ABRACAD.F.F.C/SAIDA ROSC.250X11/2	73.50

ABRACAD.PVC/PE FFD MOD.BRAC PRO ATÉ 2"

08300204050032	ABRACADEIRA PVC/PE BRAC PRO 50X1	20.40
08300204063025P	ABRACADEIRA PVC/PE BRAC PRO 63X3/4 PRET	17.98
08300204063032	ABRACADEIRA PVC/PE BRAC PRO 63X1	22.50
08300204063032P	ABRACADEIRA PVC/PE BRAC PRO 63X1 PRETA	21.20
08300204063040	ABRACADEIRA PVC/PE BRAC PRO 63X11/4	22.50
08300204063050	ABRACADEIRA PVC/PE BRAC PRO 63X11/2	22.50
08300204063063	ABRACADEIRA PVC/PE BRAC PRO 63X2	22.50
08300204075025	ABRACADEIRA PVC/PE BRAC PRO 75X3/4"	25.50
08300204075032	ABRACADEIRA PVC/PE BRAC PRO 75X1	25.50
08300204075040	ABRACADEIRA PVC/PE BRAC PRO 75X11/4	25.50
08300204075050	ABRACADEIRA PVC/PE BRAC PRO 75X11/2	25.50
08300204075063	ABRACADEIRA PVC/PE BRAC PRO 75X2	25.50
08300204090025	ABRACADEIRA PVC/PE BRAC PRO 90X3/4"	29.60
08300204090025P	ABRACADEIRA PVC/PE BRAC PRO 90X3/4 PRET	17.98
08300204090032	ABRACADEIRA PVC/PE BRAC PRO 90X1	29.60
08300204090040	ABRACADEIRA PVC/PE BRAC PRO 90X11/4	29.60
08300204090050	ABRACADEIRA PVC/PE BRAC PRO 90X11/2	29.60
08300204090063	ABRACADEIRA PVC/PE BRAC PRO 90X2	29.60
08300204090075	ABRACADEIRA PVC/PE BRAC PRO 90X21/2	35.70
08300204110025	ABRACADEIRA PVC/PE BRAC PRO 110X3/4"	35.70
08300204110032	ABRACADEIRA PVC/PE BRAC PRO 110X1	35.70
08300204110040	ABRACADEIRA PVC/PE BRAC PRO 110X11/4	35.70
08300204110050	ABRACADEIRA PVC/PE BRAC PRO 110X11/2	35.70
08300204110063	ABRACADEIRA PVC/PE BRAC PRO 110X2	35.70
08300204110075	ABRACADEIRA PVC/PE BRAC PRO 110X21/2	42.90
08300204110090	ABRACADEIRA PVC/PE BRAC PRO 110X3	45.90
0830020412032P	ABRACADEIRA PVC/PE BRAC PRO 125X1 PRET	25.39
08300204125032	ABRACADEIRA PVC/PE BRAC PRO 125X1	55.10
08300204125040	ABRACADEIRA PVC/PE BRAC PRO 125X11/4	55.10
08300204125040P	ABRACADEIRA PVC/PE BRAC PRO 125X114 PRET	25.39
08300204125050	ABRACADEIRA PVC/PE BRAC PRO 125X11/2	55.10
08300204125063	ABRACADEIRA PVC/PE BRAC PRO 125X2	55.10
08300204125090	ABRACADEIRA PVC/PE BRAC PRO 125X3	75.00
08300204140032	ABRACADEIRA PVC/PE BRAC PRO 140X1"	55.10
08300204140050	ABRACADEIRA PVC/PE BRAC PRO 140X11/2	55.10
08300204140063	ABRACADEIRA PVC/PE BRAC PRO 140X2	55.10
08300204140090	ABRACADEIRA PVC/PE BRAC PRO 140X3	75.00
08300204150032P	ABRACADEIRA PVC/PE BRAC PRO 150X1 PRET	41.31
08300204160032	ABRACADEIRA PVC/PE BRAC PRO 160X1	57.20
08300204160040	ABRACADEIRA PVC/PE BRAC PRO 160X11/4"	57.20
08300204160050	ABRACADEIRA PVC/PE BRAC PRO 160X11/2"	57.20
08300204160063	ABRACADEIRA PVC/PE BRAC PRO 160X2	57.20
08300204200032	ABRACADEIRA PVC/PE BRAC PRO 200X1"	81.60
08300204200050	ABRACADEIRA PVC/PE BRAC PRO 200X11/2"	81.60
08300204200063	ABRACADEIRA PVC/PE BRAC PRO 200X2"	81.60
08300204250032	ABRACADEIRA PVC/PE BRAC PRO 250X1"	94.90
08300204250063	ABRACADEIRA PVC/PE BRAC PRO 250X2"	94.90



08300204250075	ABRACADEIRA PVC/PE BRAC PRO 250X21/2"	140.00
08300204315050	ABRACADEIRA PVC/PE BRAC PRO 315X11/2"	113.30
08300204315063	ABRACADEIRA PVC/PE BRAC PRO 315X2	113.30
08300204315075	ABRACADEIRA PVC/PE BRAC PRO 315X21/2"	150.00
08300204315090	ABRACADEIRA PVC/PE BRAC PRO 315X3"	150.00
08300204400063	ABRACADEIRA PVC/PE BRAC PRO 400X2"	137.70

ACESSORIOS DE BOCAS**UNIAO DE BOCAS SIMPLES P/PVC AG.RESID.**

08303605110	UNIAO BOCAS SIMPLES P/PVC P/AG.RESID.110	58.20
-------------	--	-------

ACESSORIOS FUCOLI**ACESSORIOS P/MARCO**

083029031GG25	CORPO INFERIOR P/MARCO I.GG 25	SobConsulta
---------------	--------------------------------	-------------

ANLHAS/JUNTA FUC

08302905MS320	ANILHA BORRACHA P140	SobConsulta
---------------	----------------------	-------------

08302905MS321	ANILHA BORRACHA P160	SobConsulta
---------------	----------------------	-------------

AROS P/TAMPAS FUC

0830290203807607	ARO P/RECT.807X607 B125 LAMINADO	SobConsulta
------------------	----------------------------------	-------------

PARAFUSOS PAS/AMARELO

08302901012052	PARAFUSO CAB.ESP.M.I. M12X52 PAS/AMARELO	SobConsulta
----------------	--	-------------

08302901016070	PARAFUSO PAS/AMAR DIN931 M16X070 8.8	SobConsulta
----------------	--------------------------------------	-------------

0830290112180	PARAFUSO SEXT.ZINC M12X180	SobConsulta
---------------	----------------------------	-------------

PORCAS SEXT. FUC

08302904016181	PORCA SEXT.PAS/AMARELO DIN M16 181	SobConsulta
----------------	------------------------------------	-------------

08302904MS068	PORCA SEXT.ZINC M12	SobConsulta
---------------	---------------------	-------------

BOCA DE REGA P/PASSE**BOCA DE REGA P/PASSEIO F.F.C/CANHAO**

0830080103	BOCA REGA P/PASS.11/2 EUROPA T/COIMBRA	311.10
------------	--	--------

0830080105	BOCA REGA P/PASS.T/EUROPA C/SAIDA STORZ	285.60
------------	---	--------

0830080106	BOCA REGA P/PASS.11/2 EUROPA T/FIG.FOZ	285.60
------------	--	--------

0830080107	BOCA REGA P/PASS.11/2 EUROPA T/PORTO	311.10
------------	--------------------------------------	--------

CAIXAS CILINDRICAS O**CAIXAS CILINDRICAS OU CABECAS MOVEIS**

0830210101	CABECA MOVEL RED.TIPO FIG FOZ	32.70
------------	-------------------------------	-------

0830210101CCA	CABECA MOVEL RED.TIPO FIG FOZ C/C AGUAS	SobConsulta
---------------	---	-------------

0830210102	CABECA MOVEL REDONDA EPAL S/CORRENTE	17.40
------------	--------------------------------------	-------

0830210103	CABECA MOVEL RED.TIPO FUCOLI C/CORRENTE	25.50
------------	---	-------

0830210104	CABECA MOVEL RED.TIPO FUCOLI S/CORRENTE	22.50
------------	---	-------

0830210104A	CABECA MOVEL RED.TIPO FUCOLI S/C "AGUAS"	SobConsulta
-------------	--	-------------

0830210105	CABECA MOVEL TRIANG.EPAL S/CORRENTE	17.40
------------	-------------------------------------	-------

08302101050	CABECA MOVEL TRIANG.EPAL C/CORRENTE	19.40
-------------	-------------------------------------	-------

0830210106	CABECA MOVEL TRIANG.FUC.S/CORRENTE	26.60
------------	------------------------------------	-------

08302101060	CABECA MOVEL TRIANG.FUC.C/CORRENTE	33.70
-------------	------------------------------------	-------

0830210107	CABECA MOVEL TRIANG.TIPO FIG FOZ	36.80
------------	----------------------------------	-------

0830210108	CABECA MOVEL QUADRADA T/FUCOLI S/C	26.60
------------	------------------------------------	-------

0830210109	CABECA MOVEL QUADRADA EPAL C/CORRENTE	19.40
------------	---------------------------------------	-------

0830210111	CABECA MOVEL HEXAGONAL EPAL C/CORRENTE	19.40
------------	--	-------

CAIXAS PASSEIO FFD**CAIXAS DE PASSEIO CIRCULAR P/GAS F.FUND.**

0830070110	CAIXA MANOBRA P/GAS F.F.DN10	25.50
------------	------------------------------	-------

0830070120	CAIXA MANOBRA P/GAS F.F.DN20	64.30
------------	------------------------------	-------

CAMPANULAS PARA FERR**CAMPANULA HASTE FIXA C/0.65CM P/VALVULAS**

0830130100	CAMP.HASTE F.P/V.F.F L=65.40/50/63	41.90
------------	------------------------------------	-------

08301301001	CAMP.HASTE F.P/V.F.F.DN20 3/4 A 50 2	38.80
-------------	--------------------------------------	-------

0830130101	CAMP.HASTE F.P/V.F.F.60/65/75/80/90	41.90
------------	-------------------------------------	-------

0830130102	CAMP.HASTE F.P/VALV.F.F.100/110	41.90
------------	---------------------------------	-------

0830130103	CAMP.HASTE F.P/V.F.F.125/140/150/160	41.90
------------	--------------------------------------	-------



0830130104	CAMP.HASTE F.P/VALV.F.F.200	45.90
0830130105	CAMP.HASTE F.P/VALV.F.F.250/300/315	52.10
0830130106	CAMP.HASTE F.P/VALV.F.F.350/400/450/500	74.50

CAMPANULA HASTE FIXA C/1MT P/VALV.

0830130203	CAMP.HASTE F.P/V.F.F L=1000 60/65/80	50.00
------------	--------------------------------------	-------

HASTES C/DADO E NOZ P/VALVULAS DE MURAL

083013040100	HASTE ST37 P/VALVULA MURAL DN 100 C/1MT	66.30
083013040400	HASTE ST37 P/VALVULA MURAL DN 400 C/1MT	112.20
083013040500	HASTE ST37 P/VALVULA MURAL DN 500 C/1MT	127.50

HASTES P/VALVULA MURAL INOX

083013050100	HASTE INOX ST37 P/VALV.MURAL DN100	SobConsulta
083013050100370	HASTE INOX P/VALV.MURAL DN100 C/3.7MT	SobConsulta
083013050200	HASTE INOX ST37 P/VALV.MURAL DN200	SobConsulta

CONES F.F.DUCTIL C/F**CONES RED.EXCENTRICOS FL.FIXA P/AG.RESID**

083040030125080	CONE RED.EXCENT.C/FL.125X80 AG.RESID.	SobConsulta
-----------------	---------------------------------------	-------------

CONES RED.FLANGE MOV.P/AG.RESID.

08304001080050	CONE RED.AG.RESID.C/FL.MOVEL 80X50	52.10
08304001100065	CONE RED.AG.RESID.C/FL.MOVEL 100X65	67.40
08304001125080	CONE RED.AG.RESID.C/FL.MOVEL 125X80	86.70
08304001125100	CONE RED.AG.RESID.C/FL.MOVEL 125X100	86.70
08304001150100	CONE RED.AG.RESID.C/FL.MOVEL 150X100	103.10
08304001150125	CONE RED.AG.RESID.C/FL.MOVEL 150X125	103.10
08304001200100	CONE RED.AG.RESID.C/FL.MOVEL 200X100	143.90
08304001200125	CONE RED.AG.RESID.C/FL.MOVEL 200X125	143.90
08304001250100	CONE RED.AG.RESID.C/FL.MOVEL 250X100	202.00

CONES FERRO FUNDIDO**CONES REDUÇÃO C/FLANGE MOVEL**

08300504060040	CONE RED.C/FLANGE MOVEL DN 60X40	37.80
08300504060050	CONE RED.C/FLANGE MOVEL DN 60X50	37.80
08300504065050	CONE RED.C/FLANGE MOVEL DN 65X50	37.80
08300504080050	CONE RED.C/FLANGE MOVEL DN 80X50	47.00
08300504080060	CONE RED.C/FLANGE MOVEL DN 80X60	47.00
08300504080065	CONE RED.C/FLANGE MOVEL DN 80X65	47.00
08300504100050	CONE RED.C/FLANGE MOVEL DN 100X50	61.20
08300504100060	CONE RED.C/FLANGE MOVEL DN 100X60	61.20
08300504100065	CONE RED.C/FLANGE MOVEL DN 100X65	61.20
08300504100080	CONE RED.C/FLANGE MOVEL DN 100X80	61.20
08300504125060	CONE RED.C/FLANGE MOVEL DN 125X60	78.60
08300504125080	CONE RED.C/FLANGE MOVEL DN 125X80	78.60
08300504125100	CONE RED.C/FLANGE MOVEL DN 125X100	78.60
08300504150065	CONE RED.C/FLANGE MOVEL DN 150X065	92.90
08300504150080	CONE RED.C/FLANGE MOVEL DN 150X080	92.90
08300504150100	CONE RED.C/FLANGE MOVEL DN 150X100	92.90
08300504150125	CONE RED.C/FLANGE MOVEL DN 150X125	92.90
08300504200080	CONE RED.C/FLANGE MOVEL DN 200X80	130.60
08300504200100	CONE RED.C/FLANGE MOVEL DN 200X100	130.60
08300504200125	CONE RED.C/FLANGE MOVEL DN 200X125	130.60
08300504200150	CONE RED.C/FLANGE MOVEL DN 200X150	130.60
08300504250100	CONE RED.C/FLANGE MOVEL DN 250X100	183.60
08300504250150	CONE RED.C/FLANGE MOVEL DN 250X150	183.60
08300504350250	CONE RED.C/FLANGE MOVEL DN 350X250	663.00
08300504400300	CONE RED.C/FLANGE MOVEL DN 400X300 PN16	786.00
08300504400300PE	CONE RED.C/FLANGE MOVEL DN 400X300	714.00
08300504400350	CONE RED.C/FLANGE MOVEL DN 400X350	714.00

CRUZETAS EM FERRO FU**CRUZETAS EM F.F.DUCTIL C/FLANGES MOVEIS**

08301904050	CRUZETA F.F.C/FLANGE MOVEL DN 50	164.30
-------------	----------------------------------	--------



+351 244 800 160
+351 244 802 323



geral@canalcentro.pt
info@canalcentro.pt



R. do Bailadouro s/nº,
2410-211 Pousos



08301904080	CRUZETA F.F.C/FLANGE MOVEL DN 80	235.70
08301904100	CRUZETA F.F.C/FLANGE MOVEL DN 100	279.50
08301904150	CRUZETA F.F.C/FLANGE MOVEL DN 150	357.00

CRUZETAS F.F.DE BOCAS

08301903090	CRUZETA F.F.BOCAS C/VED.90X90	132.60
08301903110	CRUZETA F.F.BOCAS C/VED.110X110	137.70
08301903140	CRUZETA F.F.BOCAS C/VED.140	287.70
08301903160	CRUZETA F.F.BOCAS C/VED.160	317.30
08301903200	CRUZETA F.F.BOCAS C/VED.200	418.20

**CRUZETAS F.F.DUCTIL****CRUZETAS FF C/FLANGE MOVEL AG.RESID.**

08303901125	CRUZETA F.F.C/FLANGE MOVEL DN 125 AG.RES	353.00
-------------	--	--------

FORQUILHA FF C/FLANGES FIXAS AG.RESID.

08303902200	FORQUILHA FF FLANG.FIXAS DN200 AG.RESID.	SobConsulta
-------------	--	-------------

CURVAS F.F.DUCTIL C/**CURVAS C/FL.MOVEIS A 45.AG.RESIDUAIS**

08304102080	CURVA AG.RESIDUAIS 45. C/FL.MOVEL 80	63.30
08304102100	CURVA AG.RESIDUAIS 45. C/FL.MOVEL 100	80.60
08304102125	CURVA AG.RESIDUAIS 45. C/FL.MOVEL 125	95.90
08304102200	CURVA AG.RESIDUAIS 45. C/FL.MOVEL 200	197.90

CURVAS C/FL.MOVEIS A 90.AG.RESIDUAIS

08304101080	CURVA AG.RESIDUAIS 90. C/FL.MOVEL 80	63.30
08304101100	CURVA AG.RESIDUAIS 90.C/FL.MOVEL 100	80.60
08304101125	CURVA AG.RESIDUAIS 90. C/FL.MOVEL 125	95.90
08304101150	CURVA AG.RESIDUAIS 90.C/FL.MOVEL 150	142.80
08304101200	CURVA AG.RESIDUAIS 90. C/FL.MOVEL 200	197.90

CURVAS FERRO FUNDO**CURVAS 11.15 BOCAS P/PVC**

08300404075	CURVA BOCAS C/VED.P/PVC 11.15° DN75	26.60
08300404090	CURVA BOCAS C/VED.P/PVC 11.15° DN090	33.70
08300404110	CURVA BOCAS C/VED.P/PVC 11.15° DN110	40.80
08300404125	CURVA BOCAS C/VED.P/PVC 11.15° DN125	48.00
08300404160	CURVA BOCAS C/VED.P/PVC 11.15° DN160	73.50
08300404200	CURVA BOCAS C/VED.P/PVC 11.15° DN200	107.10
08300404250	CURVA BOCAS C/VED.P/PVC 11.15° DN250	185.70

CURVAS 22.30 BOCAS P/PVC

08300403090	CURVA BOCAS C/VED.P/PVC 22.30° DN90	33.70
08300403110	CURVA BOCAS C/VED.P/PVC 22.30° DN110	40.80
08300403125	CURVA BOCAS C/VED.P/PVC 22.30° DN125	48.00
08300403140	CURVA BOCAS C/VED.P/PVC 22.30° DN140	56.10
08300403160	CURVA BOCAS C/VED.P/PVC 22.30° DN160	73.50
08300403200	CURVA BOCAS C/VED.P/PVC 22.30° DN200	107.10
08300403250	CURVA BOCAS C/VED.P/PVC 22.30° DN250	185.70

CURVAS 45. BOCAS P/PVC

08300402063	CURVA BOCAS C/VED.P/PVC 45.63	24.50
08300402075	CURVA BOCAS C/VED.P/PVC 45.75	26.60
08300402090	CURVA BOCAS C/VED.P/PVC 45.90	33.70
08300402110	CURVA BOCAS C/VED.P/PVC 45.110	44.90
08300402125	CURVA BOCAS C/VED.P/PVC 45.125	56.10
08300402140	CURVA BOCAS C/VED.P/PVC 45.140	71.40
08300402160	CURVA BOCAS C/VED.P/PVC 45.160	86.70
08300402200	CURVA BOCAS C/VED.P/PVC 45.200	117.30
08300402250	CURVA BOCAS C/VED.P/PVC 45.250	219.30
08300402315	CURVA BOCAS C/VED.P/PVC 45.315	458.00

CURVAS 90. BOCAS P/PVC

08300401063	CURVA BOCAS C/VED.P/PVC 90.63	26.60
08300401075	CURVA BOCAS C/VED.P/PVC 90.75	32.70
08300401090	CURVA BOCAS C/VED.P/PVC 90.90	35.70



08300401110	CURVA BOCAS C/VED.P/PVC 90.110	48.00
08300401125	CURVA BOCAS C/VED.P/PVC 90.125	63.30
08300401140	CURVA BOCAS C/VED.P/PVC 90.140	74.50
08300401160	CURVA BOCAS C/VED.P/PVC 90.160	100.00
08300401200	CURVA BOCAS C/VED.P/PVC 90.200	150.00
08300401315	CURVA BOCAS C/VED.P/PVC 90.315	485.60
08300401400	CURVA BOCAS C/VED.P/PVC 90.400	959.00

CURVAS C/FLANGE MOVEI 11.15

08300408080	CURVA C/FLANGE MOVEI F.F.11.15° 80	54.10
08300408100	CURVA C/FLANGE MOVEI F.F.11.15° 100	65.30
08300408150	CURVA C/FLANGE MOVEI F.F.11.15° 150	101.00
08300408200	CURVA C/FLANGE MOVEI F.F.11.15° 200	143.90
08300408400	CURVA C/FLANGE MOVEI F.F.11.15° 400	642.00

**CURVAS C/FLANGE MOVEI 22.30**

08300407050	CURVA C/FLANGE MOVEI F.F.22.30° 50	42.90
08300407060	CURVA C/FLANGE MOVEI F.F.22°30 60	47.00
08300407080	CURVA C/FLANGE MOVEI F.F.22.30° 80	54.10
08300407100	CURVA C/FLANGE MOVEI F.F.22.30° 100	65.30
08300407125	CURVA C/FLANGE MOVEI F.F.22.30° 125	74.50
08300407150	CURVA C/FLANGE MOVEI F.F.22.30° 150	101.00
08300407200	CURVA C/FLANGE MOVEI F.F.22.30° 200	143.90
08300407250	CURVA C/FLANGE MOVEI F.F.22.30° 250	286.70
08300407400	CURVA C/FLANGE MOVEI F.F.22.30° 400	786.00

CURVAS C/FLANGE MOVEI 45

08300406050	CURVA C/FLANGE MOVEI F.F.45 50	47.00
08300406060	CURVA C/FLANGE MOVEI F.F.45 60	50.00
08300406080	CURVA C/FLANGE MOVEI F.F.45 80	57.20
08300406100	CURVA C/FLANGE MOVEI F.F.45 100	72.50
08300406125	CURVA C/FLANGE MOVEI F.F.45 125	86.70
08300406150	CURVA C/FLANGE MOVEI F.F.45 150	129.60
08300406200	CURVA C/FLANGE MOVEI F.F.45 200	179.60
08300406250	CURVA C/FLANGE MOVEI F.F.45 250	343.80
08300406300	CURVA C/FLANGE MOVEI F.F.45 300	561.00
08300406400	CURVA C/FLANGE MOVEI F.F.45 400	898.00

CURVAS C/FLANGE MOVEI 90.

08300405040	CURVA FLANGE MOVEI F.F.90.40	47.00
08300405050	CURVA FLANGE MOVEI F.F.90.50	47.00
08300405060	CURVA FLANGE MOVEI F.F.90.60	50.00
08300405065	CURVA FLANGE MOVEI F.F.90.65	50.00
08300405080	CURVA FLANGE MOVEI F.F.90.80	57.20
08300405100	CURVA FLANGE MOVEI F.F.90.100	72.50
08300405125	CURVA FLANGE MOVEI F.F.90.125	86.70
08300405150	CURVA FLANGE MOVEI F.F.90.150	129.60
08300405200	CURVA FLANGE MOVEI F.F.90.200	179.60
08300405250	CURVA FLANGE MOVEI F.F.90.250	358.10
08300405300	CURVA FLANGE MOVEI F.F.90.300	550.00
08300405400	CURVA FLANGE MOVEI F.F.90.400	1683.0

DADOS P/VALVULAS CUN**DADO FUSO P/VALV.CUNHA ELASTICA**

08302203020050	DADO P/VALV.CUNHA ELASTICA 20-3/4 A 50-2	9.20
08302203040075	DADO P/VALV.CUNHA ELAST.40 A 63	9.20
08302203080110	DADO P/VALV.CUNHA ELAST.60 A 80	9.20
08302203125160	DADO P/VALV.CUNHA ELAST.90 A 160	9.20
08302203200	DADO P/VALV.CUNHA ELAST.200	11.30
08302203350500	DADO P/VALV.CUNHA ELASTICA 350 A 500	23.50

HASTE C/DADO P/VALV.MURAL OU MURALHA

083022100150	HASTE P/VALV.MURAL /MURALHA DN150 FUC	76.50
083022100300	HASTE P/VALV.MURAL /MURALHA DN300 FUC	96.90



083022100700	HASTE P/VALV.MURAL /MURALHA DN700 FUC	137.70
DEGRAUS EM F.FUNDIDO		
DEGRAUS 13" CERT.LARANJAS RECTOS/CURVOS		
08300602001	DEGRAU RECTO 13" LARANJA CERT.	6.20
08300602002	DEGRAU CURVO 13" LARANJA CERT.	6.20
DEGRAUS REC.330 LARANJAS RECTOS/CURVOS		
08300601001	DEGRAU RECTO REC.330MM LARANJA	6.20
08300601002	DEGRAU CURVO REC.330MM LARANJA	6.20
DEGRAUS REVESTIDOS POLIPROPILENO RECTOS		
08300603001	DEGRAU REVESTIDO POLIPROPILENO RECTO	6.20
FILTRO FLANGEADO		
FILTRO FLANGEADO PURIFY PN10/16		
08302501040	FILTRO FLANGEADO PN10/16 DN40	133.70
08302501050	FILTRO FLANGEADO PN10/16 DN50	152.00
08302501065	FILTRO FLANGEADO PN10/16 DN60	206.10
08302501080	FILTRO FLANGEADO PN10/16 DN80	223.40
08302501100	FILTRO FLANGEADO PN10/16 DN100	324.40
FLANGES ADAPT.P/TUBO		
FLANGE ADAPT.P/TUBO F.F.P/AG.RESID.		
08304201080	FLANGE ADAPT.P/TUBO F.F. D.80 AG.RESID.	47.00
08304201100	FLANGE ADAPT.P/TUBO F.F. D.100 AG.RESID.	55.10
08304201125	FLANGE ADAPT.P/TUBO F.F. D.125 AG.RESID.	71.40
08304201200	FLANGE ADAPT.P/TUBO F.F. D.200 AG.RESID.	118.40
FLANGE ADAPT.P/TUBO PVC P/AG.RESID.		
08304203100110	FLANGE ADPT.P/TUBO PVC AG.RESID.100X110	30.60
08304203200200	FLANGE ADPT.P/TUBO PVC AG.RESID.200X200	67.40
FLANGE ADAPTA.C/ANEL TENSÃO AG.RESIDUA		
08304202100110	FLANGE ADPT.C/ANEL TENS.AG.RESID.100X110	54.10
08304202150160	FLANGE ADPT.C/ANEL TENS.AG.RESID.150X160	100.00
08304202200200	FLANGE ADPT.C/ANEL TENS.AG.RESID.200X200	127.50
FLANGES CEGAS PN10/PN16 F.F.P/AG.RESID.		
08304204065	FLANGE CEGA F.F. PN10/16 65 AG.RESIDUAIS	60.20
08304204080	FLANGE CEGA F.F. PN10/16 80 AG.RESIDUAIS	62.30
08304204100	FLANGE CEGA F.F. PN10/16 100 AG.RESID.	65.30
08304204300	FLANGE CEGA FFD PN10/16 300 AG.RESIDUAIS	182.60
08304204350	FLANGE CEGA FFD PN10/16 350 AG.RESIDUAIS	213.20
FLANGES EM FERRO FUN		
FLANGES ADAPTACAO C/ANEL TENSÃO		
08301604050063	FLANGE ADAPT.C/ANEL TENSÃO 50X63	30.60
08301604065063	FLANGE ADAPT.C/ANEL TENSÃO 65X63	33.70
08301604065075	FLANGE ADAPT.C/ANEL TENSÃO 65X75	36.80
08301604080090	FLANGE ADAPT.C/ANEL TENSÃO 80X90	41.90
08301604100090	FLANGE ADAPT.C/ANEL TENSÃO 100X90	45.90
08301604100110	FLANGE ADAPT.C/ANEL TENSÃO 100X110	45.90
08301604125125	FLANGE ADAPT.C/ANEL TENSÃO 125X125	64.30
08301604125140	FLANGE ADAPT.C/ANEL TENSÃO 125X140	67.40
08301604150160	FLANGE ADAPT.C/ANEL TENSÃO 150X160	85.70
08301604200200	FLANGE ADAPT.C/ANEL TENSÃO 200x200	110.20
08301604250250	FLANGE ADAPT.C/ANEL TENSÃO 250X250	251.00
08301604300315	FLANGE ADAPT.C/ANEL TENSÃO 300X315	349.90
08301604400400	FLANGE ADAPT.C/ANEL TENSÃO 400X400	681.00
08301604500500	FLANGE ADAPT.C/ANEL TENSÃO 500X500	1045.0
FLANGES CEGAS F.F ROSCADAS PN10		
08301611050	FLANGE CEGA / ROSCADA F/F PN10 50X2"	54.10
08301611060	FLANGE CEGA / ROSCADA F/F PN10 60X21/2"	54.10
08301611080	FLANGE CEGA / ROSCADA F/F PN10/16 80X3"	56.10
08301611100	FLANGE CEGA / ROSCADA F/F PN10 100X4"	59.20



08301611150	FLANGE CEGA / ROSCADA F/F PN10 150X6"	74.50
08301611200	FLANGE CEGA / ROSCADA F/F PN10 200X8"	95.90
08301611300	FLANGE CEGA / ROSCADA F/F PN10/16 300	165.30
08301611400	FLANGE CEGA / ROSCADA F/F PN10 400X16"	255.00

FLANGES CEGAS F.F. PN10

083016120500	FLANGE CEGA F/F PN10 500	510.00
--------------	--------------------------	--------

FLANGES DE ADAPTAÇÃO F.F. P/PVC PN10/16

08301601050063	FLANGE ADAPTAÇÃO F.F.P/PVC 50/63	18.40
08301601060065	FLANGE ADAPTAÇÃO F.F.P/PVC 60/65X63	18.40
08301601065063	FLANGE ADAPTAÇÃO F.F.P/PVC 65/63	18.40
08301601065075	FLANGE ADAPTAÇÃO F.F.P/PVC 65/75	19.40
08301601080090	FLANGE ADAPTAÇÃO F.F.P/PVC 80/90	23.50
08301601100090	FLANGE ADAPTAÇÃO F.F.P/PVC 100/90	26.60
08301601100110	FLANGE ADAPTAÇÃO F.F.P/PVC 100/110	26.60
08301601125125	FLANGE ADAPTAÇÃO F.F.P/PVC 125/125	31.70
08301601125140	FLANGE ADAPTAÇÃO F.F.P/PVC 125/140	38.00
08301601150160	FLANGE ADAPTAÇÃO F.F.P/PVC 150/160	48.00
08301601200200	FLANGE ADAPTAÇÃO F.F.P/PVC 200/200	57.20
08301601250250	FLANGE ADAPTAÇÃO F.F.P/PVC 250/250	107.10
08301601300315	FLANGE ADAPTAÇÃO F.F.P/PVC 300/315	195.90
08301601400400	FLANGE ADAPTAÇÃO F.F.P/PVC 400/400	392.70

FLANGES DE ADAPTAÇÃO PARA FFD

08301606060065	FLANGE ADAPT.P/TUBO FFD PN10/16 60/65	30.60
08301606080	FLANGE ADAPT.P/TUBO FFD PN10/16 80	40.80
08301606100	FLANGE ADAPT.P/TUBO FFD PN10/16 100	47.00
08301606125	FLANGE ADAPT.P/TUBO FFD PN10/16 125	61.20
08301606150	FLANGE ADAPT.P/TUBO FFD PN10/16 150	71.40
08301606200	FLANGE ADAPT.P/TUBO FFD PN10/16 200	102.00
08301606250	FLANGE ADAPT.P/TUBO FFD PN10/16 250	153.00
08301606350	FLANGE ADAPT.P/TUBO FFD PN10/16 350/378	510.00

JUNTAS F.F.DUCTIL P/**JUNTA FLANGE/MULTIMATERIAIS P/AG.RESID.**

083044020152182	JUNTA/FLANGE MULTMAT.152/182 AG.RESID.	106.10
083044020186216	JUNTA/FLANGE MULTMAT.186/216 AG.RESID.	150.00
083044020314349	JUNTA/FLANGE MULTMAT.314/349 AG.RESID.	292.80
083044020343378	JUNTA/FLANGE MULTMAT.343/378 AG.RESID.	381.50
083044020497532	JUNTA/FLANGE MULTMAT.497/532 AG.RESID.	832.00
083044020533568	JUNTA/FLANGE MULTMAT.533/568 AG.RESID.	930.00

JUNTA MULTIMATERIAIS P/AG.RESIDUAIS FUC.

083044010245280	JUNTA MULTMATERIAIS 245/280 AG.RESID.	209.10
083044010297332	JUNTA MULTMATERIAIS 297/332 AG.RESID.	240.80

JUNTAS DESMONTAGENS P/AGUAS RESIDUAIS FUC

083044050080	JUNTA DESMONT.FL.AG.RESIDUAIS PN10 DN80	242.80
083044050100	JUNTA DESMONT.FL.AG.RESIDUAIS PN10 DN100	262.20
083044050125	JUNTA DESMONT.FL.AG.RESIDUAIS PN10 DN125	326.40
083044050300	JUNTA DESMONT.FL.AG.RESIDUAIS PN10 DN300	718.00
083044050400	JUNTA DESMONT.FL.AG.RESIDUAIS PN10 DN400	1130.0

JUNTAS FERRO FUNDIDO**JUNTA FLANGE MULTIMATERIAIS C/GARRA GFIX**

08300115060065	JUNTA FLANG.MULTIMAT.C/GARRAS GFIX 63/83	126.50
08300115080	JUNTA FLANGE MULTIM.C/GARRAS GFIX 78/103	141.80
08300115080100	JUNTA FLANGE MULTIM.C/GARRAS GFIX 87/117	157.10
08300115100	JUNTA FLANGE MULTIM.C/GARR.GFIX 100/130	173.40
08300115125	JUNTA FLANGE MULTIM.C/GARR.GFIX 117/147	230.60
08300115150	JUNTA FLANGE MULTIM.C/GARR.GFIX 152/182	267.30
08300115200	JUNTA FLANGE MULTIM.C/GARR.GFIX 198/228	338.70
08300115250	JUNTA FLANGE MULTIM.C/GARR.GFIX 245/285	446.80
08300115300340	JUNTA FLANGE MULTIM.C/GARR.GFIX 300/340	615.00



08300115340380	JUNTA FLANGE MULTIM.C/GARR.GFIX 340/380	855.00
JUNTA MULTIMATERIAIS C/GARRAS GFIX		
08300114063083	JUNTA MULTIMAT.C/GARRAS GFIX 63/83	141.80
08300114072093	JUNTA MULTIMAT.C/GARRAS GFIX 72/93	157.10
08300114078103	JUNTA MULTIMAT.C/GARRAS GFIX 78/103	158.10
08300114087117	JUNTA MULTIMAT.C/GARRAS GFIX 87/117	181.60
08300114100130	JUNTA MULTIMAT.C/GARRAS GFIX 100/130	196.90
08300114117147	JUNTA MULTIMAT.C/GARRAS GFIX 117/147	246.90
08300114138168	JUNTA MULTIMAT.C/GARRAS GFIX 138/168	283.60
08300114152182	JUNTA MULTIMAT.C/GARRAS GFIX 152/182	346.80
08300114172202	JUNTA MULTIMAT.C/GARRAS GFIX 172/202	427.40
08300114198228	JUNTA MULTIMAT.C/GARRAS GFIX 198/228	487.60
08300114245285	JUNTA MULTIMAT.C/GARRAS GFIX 245/285	669.00
08300114300340	JUNTA MULTIMAT.C/GARRAS GFIX 300/340	787.00
JUNTAS CEGAS FERRO FUNDIDO		
08300103050PE	JUNTA CEGA F.F.50 C/PINTURA EPOXICA	20.00
08300103063PE	JUNTA CEGA F.F.63 C/PINTURA EPOXICA	21.50
08300103075PE	JUNTA CEGA F.F.75 C/PINTURA EPOXICA	26.00
08300103090PE	JUNTA CEGA F.F.90 C/PINTURA EPOXICA	32.00
08300103110PE	JUNTA CEGA F.F.110 C/PINTURA EPOXICA	44.00
08300103125	JUNTA CEGA F.F.125 PRETA	32.43
08300103125PE	JUNTA CEGA F.F.125 C/PINTURA EPOXICA	60.00
08300103140	JUNTA CEGA F.F.140 PRETA	34.73
08300103140PE	JUNTA CEGA F.F.140 C/PINTURA EPOXICA	67.40
08300103160PE	JUNTA CEGA F.F.160 C/PINTURA EPOXICA	77.00
08300103200	JUNTA CEGA F.F.200 PRETA	65.33
08300103200PE	JUNTA CEGA F.F.200 C/PINTURA EPOXICA	120.00
08300103250PE	JUNTA CEGA F.F.250 C/PINTURA EPOXICA	196.00
08300103315PE	JUNTA CEGA F.F.315 C/PINTURA EPOXICA	370.00
JUNTAS DE LIGACAO FERRO FUNDIDO		
08300101050PE	JUNTA LIGACAO F.F.50 C/PINTURA EPOXICA	17.40
08300101063PE	JUNTA LIGACAO F.F.63 C/PINTURA EPOXICA	20.40
08300101075PE	JUNTA LIGACAO F.F.75 C/PINTURA EPOXICA	24.50
08300101090PE	JUNTA LIGACAO F.F.90 C/PINTURA EPOXICA	30.60
08300101110PE	JUNTA LIGACAO F.F.110 C/PINTURA EPOXICA	41.90
08300101125PE	JUNTA LIGACAO F.F.125 C/PINTURA EPOXICA	57.20
08300101140PE	JUNTA LIGACAO F.F.140 C/PINTURA EPOXICA	64.30
08300101160PE	JUNTA LIGACAO F.F.160 C/PINTURA EPOXICA	73.50
08300101200PE	JUNTA LIGACAO F.F.200 C/PINTURA EPOXICA	114.30
08300101250PE	JUNTA LIGACAO F.F.250 C/PINTURA EPOXICA	186.70
08300101315PE	JUNTA LIGACAO F.F.315 C/PINTURA EPOXICA	353.00
JUNTAS DE TRANSICAO PVC/PVC E PVC/FIB.		
08300102050050	JUNTA TRANS.F.F.50X50-18-24-30 PVC/FIB	35.70
08300102063050	JUNTA TRANS.F.F.63X50-18-24-30 PVC/FIB	36.80
08300102063060	JUNTA TRANS.F.F.63X60-18-24-30 PVC/FIB	41.90
08300102063090	JUNTA TRANS.F.F.63X90 PVC/PVC PRT	85.70
08300102075060	JUNTA TRANS.F.F.75X60-18-24-30 PVC/FIB	57.20
08300102075063	JUNTA TRANS.F.F.75X63 PVC/PVC	54.10
08300102075080	JUNTA TRANS.F.F.75X80 12-18 PVC/FIB	85.70
08300102090080	JUNTA TRANS.F.F.90X80-12-18 PVC/FIB	66.30
08300102090100	JUNTA TRANS.F.F.90X100 12-18 PVC/FIB	85.70
08300102110080	JUNTA TRANS.F.F.110X80-30 PVC/FIB	129.60
08300102110090	JUNTA TRANS.F.F.110X90 PVC/PVC	100.00
08300102110100	JUNTA TRANS.F.F.110X100 12-18 PVC/FIB	77.60
08300102125100	JUNTA TRANS.F.F.125X100 12-18 PVC/FIB	139.80
08300102125110	JUNTA TRANS.F.F.110X125 PVC/PVC	111.20
08300102125125	JUNTA TRANS.F.F.125X125-18 PVC/FIB	107.10
08300102160150	JUNTA TRANS.F.F.160X150-18 PVC/FIB	135.70
08300102200200	JUNTA TRANS.F.F.200X200-18 PVC/FIB	187.70



083001022502500	JUNTA TRANS.F.F250X250-18 PVC/FIB	216.30
08300102400400	JUNTA TRANS.FF.400X400-18 PVC/FIB PRT	1043.0

JUNTAS DESMONTAGEM AUTO-TRAVADA PN10

08300107040	JUNTA DESMONTA.AUTO-TRAVADA PN10 40	169.40
08300107050	JUNTA DESMONTA.AUTO-TRAVADA PN10 50	169.40
08300107065	JUNTA DESMONTA.AUTO-TRAVADA PN10 60/65	185.60
08300107080	JUNTA DESMONTA.AUTO-TRAVADA PN10 80	209.10
08300107100	JUNTA DESMONTA.AUTO-TRAVADA PN10 100	225.50
08300107125	JUNTA DESMONTA.AUTO-TRAVADA PN10 125	281.60
08300107150	JUNTA DESMONTA.AUTO-TRAVADA PN10 150	331.50
08300107200	JUNTA DESMONTA.AUTO-TRAVADA PN10 200	424.40
08300107250	JUNTA DESMONTA.AUTO-TRAVADA PN10 250	563.00
08300107350	JUNTA DESMONTA.AUTO-TRAVADA PN10 350	807.00

JUNTAS DESMONTAGEM AUTO-TRAVADA PN16

083001080300	JUNTA DESMONTAGEM PN16 DN300	746.00
083001080350	JUNTA DESMONTAGEM PN16 DN350	929.00
083001080400	JUNTA DESMONTAGEM PN16 DN400	1130.0

JUNTAS FLANGE MULTIMATERIAIS PM10/16

08300109060065	JUNTA FLANGE/MULTIM.DN60/65 57-87	53.10
08300109080	JUNTA FLANGE/MULTIM.DN80 -78/108	58.20
08300109087117	JUNTA FLANGE/MULTIM.DN100 - 87/117	62.30
083001090871170	JUNTA FLANGE/MULTIM.DN080/100 - 87/117	62.30
08300109100130	JUNTA FLANGE/MULTIM.DN100 -100/130	63.30
08300109108138	JUNTA FLANGE/MULTIM.DN100 -108/138	69.40
08300109125	JUNTA FLANGE/MULTIM.DN125 117/147	74.50
08300109125150	JUNTA FLANGE/MULTIM.DN125/150 129/159	87.80
08300109152182	JUNTA FLANGE MULTIM.DN150 152/182	91.80
08300109200228	JUNTA FLANGE MULTIM.DN200 198/228	142.80
08300109245280	JUNTA FLANGE MULTIM.DN250 245/280	188.70
08300109266301	JUNTA FLANGE MULTIM.DN250 266/301	201.00
08300109314349	JUNTA FLANGE MULTIM.DN300 314/349	253.00
08300109396431	JUNTA FLANGE MULTIM.DN400 396/431	433.50
08300109420455	JUNTA FLANGE MULTIM.DN400 420/455	479.40
08300109497532	JUNTA FLANGE MULTIM.DN500 497/532	720.00

JUNTAS GIBAULT CEGAS SIMPLES F.F.

08300105050	JUNTA GIBAULT CEGA DN 50-18/30 PRT	28.60
08300105060	JUNTA GIBAULT CEGA DN 60- 18/24/30	31.70
08300105080	JUNTA GIBAULT CEGA DN 80- 12/18	47.00
08300105100	JUNTA GIBAULT CEGA DN 100-12/18	89.80
08300105150	JUNTA GIBAULT CEGA DN 150-6-12	133.70
08300105200	JUNTA GIBAULT CEGA DN 200-18	254.00
08300105250	JUNTA GIBAULT CEGA DN 250-18	383.60
08300105300	JUNTA GIBAULT CEGA DN 300-18	601.00

JUNTAS GIBAULT SIMPLES FERRO FUNDIDO

08300104050	JUNTA GIBAULT SIMPLES F.F.50-18-24-30	18.40
08300104060	JUNTA GIBAULT SIMPLES F.F.60-18-24-30	20.40
08300104080	JUNTA GIBAULT SIMPLES F.F.80-12-18	30.60
08300104100	JUNTA GIBAULT SIMPLES F.F.100-12-18	38.80
08300104125	JUNTA GIBAULT SIMPLES F.F.125-18	53.10
08300104150	JUNTA GIBAULT SIMPLES F.F.150-6-12	67.40
08300104200	JUNTA GIBAULT SIMPLES F.F.200-18	118.40

JUNTAS MULTIMATERIAIS PN10/16

08300113039069	JUNTA MULTIMATERIAIS 39/69	48.00
08300113047076	JUNTA MULTIMATERIAIS 46/76	49.00
08300113057087	JUNTA MULTIMATERIAIS 57/87	55.10
08300113063093	JUNTA MULTIMATERIAIS 63/93	56.10
08300113078108	JUNTA MULTIMATERIAIS 78/108	57.20
08300113087117	JUNTA MULTIMATERIAIS 087/117	59.20



08300113100130	JUNTA MULTIMATERIAIS 100/130	67.40
08300113108138	JUNTA MULTIMATERIAIS 108/138	70.40
08300113117147	JUNTA MULTIMATERIAIS 117/147	72.50
08300113129159	JUNTA MULTIMATERIAIS 129/159	76.50
08300113138168	JUNTA MULTIMATERIAIS 138/168	78.60
08300113152182	JUNTA MULTIMATERIAIS 152/182	86.70
08300113159189	JUNTA MULTIMATERIAIS 159/189	100.00
08300113172202	JUNTA MULTIMATERIAIS 172/202	103.10
08300113186216	JUNTA MULTIMATERIAIS 186/216	126.50
08300113198228	JUNTA MULTIMATERIAIS 198/228	138.80
08300113218253	JUNTA MULTIMATERIAIS 218/253	149.00
08300113245280	JUNTA MULTIMATERIAIS 245/280	180.60
08300113266301	JUNTA MULTIMATERIAIS 266/301	188.70
08300113297332	JUNTA MULTIMATERIAIS 297/332	207.10
08300113314349	JUNTA MULTIMATERIAIS 314/349	213.20
08300113375410	JUNTA MULTIMATERIAIS 375/410	258.10
08300113420455	JUNTA MULTIMATERIAIS 420/455	363.20
08300113457492	JUNTA MULTIMATERIAIS 457/492	397.80
08300113497532	JUNTA MULTIMATERIAIS 497/532	420.30
08300113625660	JUNTA MULTIMATERIAIS 625/660	623.00



JUNTAS PLANAS P/FLAN

JUNTA PLANA P/FLANGES EM EPDM

08301701040	JUNTA PLANA P/FLANGE EPDM 40	3.10
08301701050	JUNTA PLANA P/FLANGE EPDM 50	3.10
08301701060	JUNTA PLANA P/FLANGE EPDM 60	3.10
08301701065	JUNTA PLANA P/FLANGE EPDM 65	3.10
08301701080	JUNTA PLANA P/FLANGE EPDM 80	3.10
08301701100	JUNTA PLANA P/FLANGE EPDM 100	4.10
08301701125	JUNTA PLANA P/FLANGE EPDM 125	4.10
08301701150	JUNTA PLANA P/FLANGE EPDM 150	4.10
08301701200	JUNTA PLANA P/FLANGE EPDM 200	5.10
08301701250	JUNTA PLANA P/FLANGE EPDM 250	6.20
08301701300	JUNTA PLANA P/FLANGE EPDM 300	9.20
08301701350	JUNTA PLANA P/FLANGE EPDM 350	11.30
08301701400	JUNTA PLANA P/FLANGE EPDM 400	15.30
08301701450	JUNTA PLANA P/FLANGE EPDM 450	18.40
08301701500	JUNTA PLANA P/FLANGE EPDM 500	21.50
08301701600	JUNTA PLANA P/FLANGE EPDM 600	26.60

JUNTAS PLANAS EPDM P/ABRÇAÇADEIRAS FUCOLI

08301702020032	ANILHA BORRACHA CHATA 3/4"-1/2"-1"	1.10
08301702040050	ANILHA BORRACHA CHATA 1 1/4"-1 1/2"	1.65
08301702063	ANILHA BORRACHA CHATA 2"	1.65

KITS FLANGES (PARAFUSOS+PORCAS+ANILHAS F

08301705040065	KIT PARAFUSOS P/FLANGES DN40/50/65	8.20
08301705080	KIT PARAFUSOS P/FLANGES DN80	15.30
08301705100125	KIT PARAFUSOS P/FLANGES DN100/125	17.40
08301705150200	KIT PARAFUSOS P/FLANGES DN150/200	30.60
08301705250300	KIT PARAFUSOS P/FLANGES DN250/300	55.10

PORTINHOLAS FERRO FU

PORTINHOLA OVAL FERRO FUNDIDO

0830090201	PORTINHOLA OVAL F.F.	47.00
0830090201V	PORTINHOLA OVAL F.F.VERMELHA	SobConsulta

PORTINHOLA RECTANGULAR FERRO FUNDIDO

0830090301	PORTINHOLA RECTANG.464X310 MM	101.00
------------	-------------------------------	--------

PORTINHOLA REDONDA FERRO FUNDIDO

0830090101	PORTINHOLA REDONDA F.F.	26.60
------------	-------------------------	-------

RALOS DE LATAO

RALOS DE LATAO C/FLANGE



08301802050	RALO FF C/FLANGE DN50	104.10
08301802080	RALO FF C/FLANGE DN80	134.70
08301802100	RALO FF C/FLANGE DN100	186.70
08301802125	RALO FF C/FLANGE DN125	343.80
08301802150	RALO FF C/FLANGE DN150	446.80
08301802250	RALO FF C/FLANGE DN250	1217.0
08301802500	RALO FF C/FLANGE DN500	3893.0

**S AJUSTAMENTOS DE****S AJUSTAMENTOS C/FLANGE MOVEL**

08302401100	S- REGULAÇÃO C/FLANGE MOVEL DN100	188.70
-------------	-----------------------------------	--------

TES EM FERRO FUNDIDO**TE FERRO FUNDIDO C/ FLANGE MOVEL**

08300303040	TE F.F.FLANGE MOVEL 40	61.20
08300303050	TE F.F.FLANGE MOVEL 50	61.20
08300303060	TE F.F.FLANGE MOVEL 60	72.50
08300303060040	TE F.F. FLANGE MOVEL 60X40	72.50
08300303080	TE F.F.FLANGE MOVEL 80	87.80
08300303080040	TE F.F.FLANGE MOVEL 80X40	87.80
08300303080050	TE F.F.FLANGE MOVEL 80X50	87.80
08300303080060	TE F.F.FLANGE MOVEL 80X60	87.80
08300303080065	TE F.F.FLANGE MOVEL 80X65	87.80
08300303100	TE F.F.FLANGE MOVEL 100X100	96.90
08300303100050	TE F.F. FLANGE MOVEL 100X50	96.50
08300303100060	TE F.F.FLANGE MOVEL 100X60/65	96.50
08300303100080	TE F.F.FLANGE MOVEL 100X80	96.90
08300303125	TE F.F.FLANGE MOVEL 125X125	125.50
08300303125050	TE F.F. FLANGE MOVEL 125X50	125.50
08300303125080	TE F.F.FLANGE MOVEL 125X80	125.50
08300303125100	TE F.F.FLANGE MOVEL 125X100	125.50
08300303150	TE F.F.FLANGE MOVEL 150X150	165.30
08300303150050	TE F.F. FLANGE MOVEL 150X50	165.30
08300303150060	TE F.F. FLANGE MOVEL 150X60	165.30
08300303150080	TE F.F. FLANGE MOVEL 150X80	165.30
08300303150100	TE F.F.FLANGE MOVEL 150X100	165.30
08300303200	TE F.F.FLANGE MOVEL 200x200	235.70
08300303200060	TE F.F.FLANGE MOVEL 200X60	235.70
08300303200080	TE F.F. FLANGE MOVEL 200X80	235.70
08300303200100	TE F.F.FLANGE MOVEL 200X100	235.70
08300303200125	TE F.F. FLANGE MOVEL 200X125	235.70
08300303200150	TE F.F. FLANGE MOVEL 200X150	235.70
08300303250060	TE F.F.FLANGE MOVEL 250X60	472.30
08300303250065	TE F.F.FLANGE MOVEL 250X65	472.30
08300303250080	TE F.F.FLANGE MOVEL 250X80	472.30
08300303250100	TE F.F. FLANGE MOVEL 250X100	472.30
08300303250125	TE F.F.FLANGE MOVEL 250X125	472.30
08300303250250	TE F.F. FLANGE MOVEL 250X250	472.30
08300303300	TE F.F.FLANGE MOVEL 300X300	679.00
08300303300050	TE F.F.FLANGE MOVEL 300X50	679.00
08300303300080	TE F.F.FLANGE MOVEL 300X80	679.00
08300303300100	TE F.F.FLANGE MOVEL 300X100	679.00
08300303300200	TE F.F. FLANGE MOVEL 300X200	679.00
08300303350100	TE F.F.FLANGE MOVEL 350X100 PN10	1122.0
08300303350350	TE F.F. FLANGE MOVEL 350X350 PN10	1122.0
08300303500300	TE F.F.FLANGE MÓVEL 500X300 PN10	2040.0

TES F.F.DUCTIL BOCAS PVC DERIV.FLANGEADA

08300307063060	TE BOCAS 63X60 C/FLANGE MOVEL	45.90
08300307063065	TE BOCAS 63X65 C/FLANGE MOVEL	45.90
08300307090060	TE BOCAS 90X60 C/FLANGE MOVEL	71.40
08300307090080	TE BOCAS 90X80 C/FLANGE MOVEL	71.40



08300307110065	TE BOCAS 110X65 C/FLANGE MOVEI	84.70
08300307110080	TE BOCAS 110X80 C/FLANGE MOVEI	84.70
08300307110100	TE BOCAS 110X100 C/FLANGE MOVEI	84.70
08300307125050	TE BOCAS 125X050 C/FLANGE MOVEI	112.20
08300307125065	TE BOCAS 125X065 C/FLANGE MOVEI	112.20
08300307125080	TE BOCAS 125X080 C/FLANGE MOVEI	135.70
08300307125100	TE BOCAS 125X100 C/FLANGE MOVEI	135.70
08300307140080	TE BOCAS 140X80 C/FLANGE MOVEI	142.80
08300307140100	TE BOCAS 140X100 C/FLANGE MOVEI	142.80
08300307160060	TE BOCAS 160X60 C/FLANGE MOVEI	153.00
08300307160080	TE BOCAS 160X80 C/FLANGE MOVEI	153.00
08300307160100	TE BOCAS 160X100 C/FLANGE MOVEI	153.00
08300307200080	TE BOCAS 200X80 C/FLANGE MOVEI	204.00
08300307200100	TE BOCAS 200X100 C/FLANGE MOVEI	204.00
08300307200125	TE BOCAS 200X125 C/FLANGE MOVEI	244.80
08300307200200	TE BOCAS 200x200 C/FLANGE MOVEI	244.80
08300307250065	TE BOCAS 250X65 C/FLANGE MOVEI	346.80
08300307250100	TE BOCAS 250X100 C/FLANGE MOVEI	346.80
08300307315050	TE BOCAS 315X50 C/FLANGE MOVEI	723.00
08300307315080	TE BOCAS 315X80 C/FLANGE MOVEI	723.00

**TES F.F.DUCTIL DE BOCAS C/DERIV.ROSCADA**

08300305063050	TE BOCAS 63 C/SAIDA ROSC.11/2	40.80
08300305063063	TE BOCAS 63 C/SAIDA ROSC. 2	40.80
08300305075050	TE BOCAS 75 C/SAIDA ROSC.11/2	56.10
08300305090050	TE BOCAS 90 C/SAIDA ROSC.11/2	71.40
08300305090063	TE BOCAS 90 C/SAIDA ROSC.2	71.40
08300305110050	TE BOCAS 110 C/SAIDA ROSC.11/2	81.60
08300305110063	TE BOCAS 110 C/SAIDA ROSC.2	81.60
08300305125050	TE BOCAS 125 C/SAIDA ROSC.11/2	86.70
08300305160050	TE BOCAS 160 C/SAIDA ROSC.11/2	137.70
08300305160063	TE BOCAS 160 C/SAIDA ROSC.2	137.70

TES F.F.DUCTIL DE BOCAS P/PVC

08300306063063	TE F.F.DUCTIL BOCAS P/PVC 63X63	40.80
08300306075063	TE F.F.DUCTIL BOCAS P/PVC 75X63	42.90
08300306075075	TE F.F.DUCTIL BOCAS P/PVC 75X75	42.90
08300306090063	TE F.F.DUCTIL BOCAS P/PVC 90X63	48.00
08300306090075	TE F.F.DUCTIL BOCAS P/PVC 90X75	48.00
08300306090090	TE F.F.DUCTIL BOCAS P/PVC 90X90	48.00
08300306110063	TE F.F.DUCTIL BOCAS P/PVC 110X63	65.30
08300306110075	TE F.F.DUCTIL BOCAS P/PVC 110X75	65.30
08300306110090	TE F.F.DUCTIL BOCAS P/PVC 110X90	65.30
08300306110110	TE F.F.DUCTIL BOCAS P/PVC 110X110	65.30
08300306125063	TE F.F.DUCTIL BOCAS P/PVC 125X63	80.60
08300306125075	TE F.F.DUCTIL BOCAS P/PVC 125X75	80.60
08300306125090	TE F.F.DUCTIL BOCAS P/PVC 125X90	80.60
08300306125110	TE F.F.DUCTIL BOCAS P/PVC 125X110	80.60
08300306125125	TE F.F.DUCTIL BOCAS P/PVC 125X125	80.60
08300306140063	TE F.F.DUCTIL BOCAS P/PVC 140X63	104.10
08300306140090	TE F.F.DUCTIL BOCAS P/PVC 140X90	104.10
08300306140110	TE F.F.DUCTIL BOCAS P/PVC 140X110	104.10
08300306140140	TE F.F.DUCTIL BOCAS P/PVC 140X140	104.10
08300306160090	TE F.F.DUCTIL BOCAS P/PVC 160X090	122.40
08300306160110	TE F.F.DUCTIL BOCAS P/PVC 160X110	122.40
08300306160125	TE F.F.DUCTIL BOCAS P/PVC 160X125	122.40
08300306160160	TE F.F.DUCTIL BOCAS P/PVC 160X160	122.40
08300306200063	TE F.F.DUCTIL BOCAS P/PVC 200X63	239.70
08300306200090	TE F.F.DUCTIL BOCAS P/PVC 200X90	239.70
08300306200110	TE F.F.DUCTIL BOCAS P/PVC 200X110	239.70
08300306200125	TE F.F.DUCTIL BOCAS P/PVC 200X125	239.70



08300306200160	TE F.F.DUCTIL BOCAS P/PVC 200X160	239.70
08300306200200	TE F.F.DUCTIL BOCAS P/PVC 200X200	239.70
08300306250250	TE F.F.DUCTIL BOCAS P/PVC 250X250	479.40
08300306315090	TE F.F.DUCTIL BOCAS P/PVC 315X90	704.00
08300306315125	TE F.F.DUCTIL BOCAS P/PVC 315X125	704.00
08300306315315	TE F.F.DUCTIL BOCAS P/PVC 315X315	704.00
08300306400315	TE F.F.DUCTIL BOCAS P/PVC 400X315	1428.0

TES FERRO FUNDIDO C/FLANGE MOVEL PN16

08300304300050	TE F.F.FLANGE MOVEL 300X50 PN16	679.00
08300304400300	TE F.F.FLANGE MOVEL 400X300 PN16	1459.0

**TES F.F.DUCTIL C/FLA****TES F.F.DUCTIL C/FLANGES MOV.AG.RESIDUAL**

08303801080040	TE FFD C/FLANGE MOVEL 80X40 AG.RESID.	96.90
08303801100100	TE FFD C/FLANGE MOVEL DN100 AG.RESIDUAIS	107.10
08303801125080	TE FFD C/FLANGE MOVEL DN125X80 AG.RESID.	138.80
08303801125125	TE FFD C/FLANGE MOVEL DN125 AG.RESIDUAIS	138.80
08303801200125	TE FFD C/FLANGE MOVEL 200X125 AG.RESID.	260.10
08303801200150	TE FFD C/FLANGE MOVEL 200X150 AG.RESID.	260.10
08303801250200	TE FFD C/FLANGE MOVEL 250X200 AG.RESID.	521.00

TUBOS EM F.F. DUCTIL**TUBO FF FL MOVEIS C/PASSA-MUROS L=500MM**

083027090500050	TUBO FF FL MOVEL C/PASSA MUR.DN50 L=500	100.00
083027090500065	TUBO FF FL MOVEL C/PASSA MUR.DN65 L=500	113.30
083027090500080	TUBO FF FL MOVEL C/PASSA MUR.DN80 L=500	120.40
083027090500100	TUBO FF FL MOVEL C/PASSA MUR.DN100 L=500	132.60
083027090500125	TUBO FF FL MOVEL C/PASSA MUR.DN125 L=500	183.60
083027090500150	TUBO FF FL MOVEL C/PASSA MUR.DN150 L=500	193.80
083027090500200	TUBO FF FL MOVEL C/PASSA MUR.DN200 L=500	255.00
083027090500250	TUBO FF FL MOVEL C/PASSA MUR.DN250 L=500	408.00
083027090500300	TUBO FF FL MOVEL C/PASSA MUR.DN300 L=500	521.00
083027090500400	TUBO FF FL MOVEL C/PASSA MUR.DN400 L=500	765.00

TUBOS EM F.F.DUCTIL C/1 FLANGE

0830270201003499	TUBO AG 100 1 FLANG/PONTA LISA C/3000MM	514.00
0830270202001499	TUBO AG 200 1 FLANG/PONTA LISA C/1499MM	488.60

TUBOS EM F.F.DUCTIL C/1 FLANGE E P.MUROS

0830270500800499	PASSA-MUROS C/1 FLANGE/P.LISA DN80 499MM	376.40
0830270501000499	PASSA-MUROS C/1 FLANGE/P.LISA DN100 499MM	376.40
0830270501000500	PASSA-MUROS C/1 FLANGE/P.LISA DN100 700MM	433.50
0830270502000600	PASSA-MUROS C/1 FLANGE/P.LISA DN200 600MM	673.00
0830270502500499	PASSA-MUROS C/1 FLANGE/P.LISA DN250 499MM	660.00
0830270502501499	PASSA-MUROS C/1 FLANGE/P.LISA DN250 700MM	762.00
0830270506001499	PASSA-MUROS C/1 FLANGE/P.LISA DN600 800MM	3480.0

TUBOS EM F.F.DUCTIL C/2 FLANGE E P.MUROS

0830270600800500	TUBO AGUA 80 C/2 FLANG.C/PASSA MUR.C/500	501.90
0830270601000400	TUBO AGUA 100 C/2 FLANG.PASSA MUR.C/400	479.40
0830270601000900	TUBO AGUA 100 C/2 FLANG.PASSA MUR.C/900	547.00
0830270601501499	TUBO AGUA 150 C/2 FLANG.PASSA MUR.C/1200	660.00
0830270602001000	TUBO AGUA 200 C/2 FLANG.PASSA MUR.C/1000	866.00
0830270602501499	TUBO AGUA 250 C/2 FLANG.PASSA MUR.C/1000	1061.0
0830270603000500	TUBO AGUA 300 C/2 FLANG.PASSA MUR.C/500	1390.0
0830270603500499	TUBO AGUA 350 C/2 FLANG.PASSA MUR.C/499	2114.0
0830270603500500	TUBO AGUA 350 C/2 FLANG.PASSA MUR.C/500	2252.0

TUBOS EM F.F.DUCTIL C/2 FLANGES

0830270300503499	TUBO AGUA 50 C/2 FLANGES C/2750MM	603.00
0830270300601499	TUBO AGUA 60/65 C/2 FLANGES C/860MM	410.10
0830270300603499	TUBO AGUA 60/65 C/2 FLANGES C/3000MM	591.00
0830270300604499	TUBO AGUA 60/65 C/2 FLANGES C/4000MM	706.00
0830270300801499	TUBO AGUA 80 C/2 FLANGES C/1100MM	410.10



0830270301000350	TUBO AGUA 100 C/2 FLANGES C/350MM	376.40
0830270301001499	TUBO AGUA 100 C/2 FLANGES C/1499MM	433.50
0830270301003499	TUBO AGUA 100 C/2 FLANGES C/3380MM	639.00
0830270301004499	TUBO AGUA 100 C/2 FLANGES C/4000MM	741.00
0830270301501499	TUBO AGUA 150 C/2 FLANGES C/1460MM	524.00
0830270301503499	TUBO AGUA 150 C/2 FLANGES C/3000MM	775.00
0830270301504499	TUBO AGUA 150 C/2 FLANGES C/4000MM	940.00
0830270302501499	TUBO AGUA 250 C/2 FLANGES C/1300MM	821.00
0830270303001499	TUBO AGUA 300 C/2 FLANGES C/1200MM	1116.0
0830270303002499	TUBO AGUA 300 C/2 FLANGES C/1750MM	1343.0
0830270303500499	TUBO AGUA 350 C/2 FLANGES C/499MM	1799.0
0830270303500800	TUBO AGUA 350 C/2 FLANGES C/800MM	1934.0

TUBOS EM F.F.DUCTIL PONTAS LISAS

083027012500499	TUBO AGUA 250 C/2 PONTAS LISAS C/499MM	183.60
-----------------	--	--------

TUBOS EM FFD C/2 FLANGES MOVEIS L=250MM

08302707250050	TUBO FFD FLANGE MOVEI DN50 L=250	39.80
08302707250100	TUBO FFD FLANGE MOVEI DN100 L=250	67.40

TUBOS EM FFD C/2 FLANGES MOVEIS L=500MM

08302708500040	TUBO FFD FLANGE MOVEI DN40 L=500	48.00
08302708500050	TUBO FFD FLANGE MOVEI DN50 L=500	56.10
08302708500080	TUBO FFD FLANGE MOVEI DN80 L=500	74.50
08302708500150	TUBO FFD FLANGE MOVEI DN150 L=500	153.00
08302708500300	TUBO FFD FLANGE MOVEI DN300 L=500	408.00

TUBOS F.F.DUCTIL C/PASSA-MUROS E P.LISAS

083027040800499	PASSA-MUROS PONTAS LISAS DN80 ATÉ 499MM	205.10
-----------------	---	--------

TUBOS EM FF DUCTIL P**TUBO FF C/1FLANGE PASSA MUROS AG.RESID.**

083043051002499	TUBO 100 1 FLANGE/P.MURUS 1800MM AG.RES	535.00
083043052001499	TUBO 200 1 FLANGE/P.MUROS 555MM AG.RES	677.00

TUBO FF C/2 FLANGES AG.RESID.

0830430301000499	TUBO FFD 100 C/2 FLANGES C/380MM AG.RES	384.60
0830430301250499	TUBO FFD 125 C/2 FLANGES C/350MM AG.RES	436.60
0830430301253499	TUBO FFD 125 C/2 FLANGES C/3450MM AG.RES	722.00
0830430301501499	TUBO FFD 150 C/2 FLANGES C/600MM AG.RES	524.00
0830430302001499	TUBO FFD 200 C/2 FLANGES C/950MM AG.RES	658.00
0830430302002499	TUBO FFD 200 C/2 FLANGES C/2100MM AG.RES	830.00
08304303P08025499	TUBO FF 80 2 FLANG.C/PICAGEM 3/4 AG.RES	SobConsulta

TUBO FF FL MOVEIS C/PASSA-MUROS L=500MM

083043090500500	TUBO FL MOV.C/P.MUROS DN50 L=500 A.RESI	110.20
083043092000500	TUBO FL MOV.C/P.MUROS DN200 L=500 A.RESI	280.50

TUBO FF FL MOVEIS L=500 AG.RESID.

08304308050	TUBO FL MOVEIS DN50 L=500 A.RESI	62.30
08304308100	TUBO FL MOVEIS DN100 L=500 A.RESI	101.00
08304308125	TUBO FL MOVEIS DN125 L=500 A.RESI	153.00

TUBOS FF C/1 FLANGE/PONTA LISA AG.RESID.

0830430202000499	TUBO C/1 FLANG/P.LISA DN200 499MM AG.RES	366.20
0830430202500500	TUBO C/1 FLANG/P.LISA DN250 500MM AG.RES	570.00

TUBOS FF C/2 FL. E P.MUROS AG.RESID.

083043060801499	TUBO 2 FLANG/P.MUROS 80 C/650MM AG.RES	521.00
083043061001499	TUBO 2 FLANG/P.MUROS 100 C/600MM AG.RES	548.00
083043061251499	TUBO 2 FLANG/P.MUROS 125 C/1140MM AG.RES	633.00
083043062001499	TUBO 2 FLANG/P.MUROS 200 C/900MM AG.RES	951.00

UNIOES F.F.DUCTIL RE**UNIOES REDUCAO DE BOCAS P/PVC**

08302301075063	UNIAO RED.BOCAS P/PVC 75X63	25.50
08302301090063	UNIAO RED.BOCAS P/PVC 90X63	30.60
08302301090075	UNIAO RED.BOCAS P/PVC 90X75	32.70



+351 244 800 160
+351 244 802 323



geral@canalcentro.pt
info@canalcentro.pt



R. do Bailadouro s/nº,
2410-211 Pousos



08302301110063	UNIAO RED.BOCAS P/PVC 110X63	35.70
08302301110075	UNIAO RED.BOCAS P/PVC 110X75	39.80
08302301110090	UNIAO RED.BOCAS P/PVC 110X90	39.80
08302301125063	UNIAO RED.BOCAS P/PVC 125X63	45.90
08302301125075	UNIAO RED.BOCAS P/PVC 125X75	45.90
08302301125090	UNIAO RED.BOCAS P/PVC 125X90	45.90
08302301125110	UNIAO RED.BOCAS P/PVC 125X110	51.00
08302301140075	UNIAO RED.BOCAS P/PVC 140X075	56.10
08302301140110	UNIAO RED.BOCAS P/PVC 140X110	61.20
08302301160110	UNIAO RED.BOCAS P/PVC 160X110	66.30
08302301160125	UNIAO RED.BOCAS P/PVC 160X125	66.30
08302301160140	UNIAO RED.BOCAS P/PVC 160X140	71.40
08302301200125	UNIAO RED.BOCAS P/PVC 200X125	91.80
08302301200140	UNIAO RED.BOCAS P/PVC 200X140	102.00
08302301200160	UNIAO RED.BOCAS P/PVC 200X160	102.00
08302301250110	UNIAO RED.BOCAS P/PVC 250X110	255.00
08302301250160	UNIAO RED.BOCAS P/PVC 250X160	255.00
08302301315250	UNIAO RED.BOCAS P/PVC 315X250	408.00
08302301400315	UNIAO RED.BOCAS P/PVC 400X315	677.00



VALVULAS FERRO FUNDI

VALV.CUNHA ELAST.C/BOCAS P/TUBO PE

08301215020025	VALV.CUNHA ELAST.C/BOCAS P/TUBO PE 20/25	62.30
08301215025032	VALV.CUNHA ELAST.C/BOCAS P/TUBO PE 25/32	64.30
08301215032040	VALV.CUNHA ELAST.C/BOCAS P/TUBO PE 32/40	74.50
08301215040050	VALV.CUNHA ELAST.C/BOCAS P/TUBO PE 40/50	96.90
08301215050063	VALV.CUNHA ELAST.C/BOCAS P/TUBO PE 50/63	117.30

VALV.CUNHA ELAST.FLANG.F.F.SERIE 14

08301203040	VALV.CUNHA ELASTICA FLANGEADA F.F.40	155.10
08301203050	VALV.CUNHA ELASTICA FLANGEADA F.F.50	168.30
08301203060	VALV.CUNHA ELASTICA FLANGEADA F.F.60	193.80
08301203065	VALV.CUNHA ELASTICA FLANGEADA F.F.65	193.80
08301203080	VALV.CUNHA ELASTICA FLANGEADA F.F.80	219.30
08301203100	VALV.CUNHA ELASTICA FLANGEADA F.F.100	255.00
08301203125	VALV.CUNHA ELASTICA FLANGEADA F.F.125	357.00
08301203150	VALV.CUNHA ELASTICA FLANGEADA F.F.150	428.40
08301203200	VALV.CUNHA ELASTICA FLANGEADA F.F.200	663.00
08301203250	VALV.CUNHA ELASTICA FLANGEADA F.F.250	990.00
08301203300	VALV.CUNHA ELASTICA FLANGEADA F.F.300	1342.0
08301203350	VALV.CUNHA ELASTICA FLANGEADA F.F.350	2856.0

VALV.CUNHA ELAST.FLANG.F.F.SERIE 15

08301214050	VALV.CUNHA ELAST.FLANGEADA FF. S15 50	209.10
08301214100	VALV.CUNHA ELAST.FLANGEADA FF. S15 100	306.00
08301214200	VALV.CUNHA ELAST.FLANGEADA FF. S15 200	918.00

VALV.CUNHA ELASTICA P/TUBO PE MOD.MAIA

08301217025032	VALV.C.EL.MACHO P/TUBO PE (MAIA) 25X 1"	102.00
08301217032040	VALV.C.EL.MACHO P/TUBO PE (MAIA) 32X11/4	122.40
08301217040050	VALV.C.EL.MACHO P/TUBO PE (MAIA) 40X11/2	142.80
08301217050063	VALV.C.EL.MACHO P/TUBO PE (MAIA) 50X 2"	183.60

VALV.MURAL F. FUND.C/FUSOS/SED.AISI 304

083012070100	VALVULA MURAL F.F.304 QUAD.PN10 DN100	416.20
083012070150	VALVULA MURAL F.F.304 QUAD.PN10 DN150	853.00
08301207200	VALVULA MURAL F.F.304 RED.PN10 DN200	1107.0
08301207300	VALVULA MURAL F.F.304 RED.PN10 DN300	1427.0
08301207400	VALVULA MURAL F.F.304 RED.PN10 DN400	1950.0
08301207500	VALVULA MURAL F.F.304 RED.PN10 DN500	3186.0
08301207600	VALVULA MURAL F.F.304 RED.PN10 DN600	4136.0
08301207700	VALVULA MURAL F.F.304 QUAD.PN10 DN700	5595.0

VALVULAS AUTOMATICA DE FLUTUADOR EM PVC



+351 244 800 160
+351 244 802 323



geral@canalcentro.pt
info@canalcentro.pt



R. do Bailadouro s/nº,
2410-211 Pousos



08301211050	VALV.AUTOM.FLUTUADOR FLANGE 50	669.00
08301211060	VALV.AUTOM.FLUTUADOR FLANGE 60	765.00
08301211065	VALV.AUTOM.FLUTUADOR FLANGE 65	765.00
08301211080	VALV.AUTOM.FLUTUADOR FLANGE 80	806.00
08301211100	VALV.AUTOM.FLUTUADOR FLANGE 100	1071.0
08301211125	VALV.AUTOM.FLUTUADOR FLANGE 125	1836.0
08301211150	VALV.AUTOM.FLUTUADOR FLANGE 150	1842.0
08301211200	VALV.AUTOM.FLUTUADOR FLANGE 200	3060.0

VALVULAS C.ELAST.ROSC.ANG.C/BOCA PE

083012060250032040	VALV.C.E.C/ROSCA ANGULAR DN25/PE32X11/4	94.90
08301206032040063	VALV.C.E.C/ROSCA ANGULAR DN32/PE40X2	107.10
08301206040050063	VALV.C.E.C/ROSCA ANGULAR DN40/PE50X2	132.60
08301206050063063	VALV.C.E.C/ROSCA ANGULAR DN50/PE63X2	153.00

**VALVULAS CUNHA ELAST.C/EXTREM.DE TUBO PE**

08301220025032	VALVULA C.E.C/EXT.DE TUBO PE 25/32	136.70
08301220040050	VALVULA C.E.C/EXT.DE TUBO PE 40/50	204.00
08301220050063	VALVULA C.E.C/EXT.DE TUBO PE 50/63	224.40
08301220065075	VALVULA C.E.C/EXT.DE TUBO PE 65/75	255.00
08301220080090	VALVULA C.E.C/EXT.DE TUBO PE 80/90	306.00
08301220100110	VALVULA C.E.C/EXT.DE TUBO PE 100/110	358.10
08301220400400	VALVULA C.E.C/EXT.DE TUBO PE 400/400	10200

VALVULAS CUNHA ELAST.ROSC.ANGULAR

08301205032040063	VALV.C.ELAST.C/ROSC.ANGULAR DN32 11/4X2	102.00
08301205050063063	VALV.C.ELAST.U.ROSC.ANGULAR DN50 /2 - 2	153.00

VALVULAS CUNHA ELASTICA C/BOCA F.FUNDIDO

08301202050	VALV.CUNHA ELASTICA C/BOCA F.F.50	137.70
08301202063	VALV.CUNHA ELASTICA C/BOCA F.F.63	137.70
08301202075	VALV.CUNHA ELASTICA C/BOCA F.F.75	159.20
08301202090	VALV.CUNHA ELASTICA C/BOCA F.F.90	184.70
08301202110	VALV.CUNHA ELASTICA C/BOCA F.F.110	214.20
08301202125	VALV.CUNHA ELASTICA C/BOCA F.F.125	336.60
08301202140	VALV.CUNHA ELASTICA C/BOCA F.F.140	357.00
08301202160	VALV.CUNHA ELASTICA C/BOCA F.F.160	408.00
08301202200	VALV.CUNHA ELASTICA C/BOCA F.F.200	643.00
08301202250	VALV.CUNHA ELASTICA C/BOCA F.F.250	1122.0
08301202315	VALV.CUNHA ELASTICA C/BOCA F.F.315	1632.0

VALVULAS CUNHA ELASTICA CANHAO LISO F.F.

08301201050	VALV.CUNHA ELASTI/CANHAO LISO F.F.50	168.30
08301201060	VALV.CUNHA ELASTI/CANHAO LISO F.F.60	193.80
08301201080	VALV.CUNHA ELASTI/CANHAO LISO F.F.80	204.00
08301201100	VALV.CUNHA ELASTI/CANHAO LISO F.F.100/300	255.00
08301201125	VALV.CUNHA ELASTI/CANHAO LISO F.F.125	448.80
08301201150	VALV.CUNHA ELASTI/CANHAO LISO F.F.150/350	489.60
08301201200	VALV.CUNHA ELASTI/CANHAO LISO F.F.200	765.00
08301201250	VALV.CUNHA ELASTI/CANHAO LISO F.F.250	1122.0

VALVULAS CUNHA ELASTICA ROSCADAS

08301204025	VALVULA CUNHA ELAST.ROSC.3/4	67.40
08301204032	VALVULA CUNHA ELAST.ROSC.1	67.40
08301204040	VALVULA CUNHA ELAST.ROSC.11/4	96.90
08301204050	VALVULA CUNHA ELAST.ROSC.11/2	96.90
08301204063	VALVULA CUNHA ELASTICA ROSC.2	119.40

VALVULAS DE BORBOLETA DUPLEX 500

0830122116250	VALV.BORBOLETA FLANG.FF DUPLEX PN16 250	1384.0
---------------	---	--------

VALVULAS DE MARE - MODELO MOON

08301213150	VALVULA MARE 150	271.40
08301213200	VALVULA MARE 200	379.20
08301213300	VALVULA MARE 300	634.00
08301213500	VALVULA MARE 500	2040.0



08301213600	VALVULA MARE 600	3060.0
VALVULAS FUNDO TANQUE REDONDAS		
08301208090	VALVULA FUNDO TANQUE RED.3	126.50
08301208100	VALVULA FUNDO TANQUE RED.3 1/2"	169.40
08301208110	VALVULA FUNDO TANQUE RED.4"	204.00
08301208125	VALVULA FUNDO TANQUE RED.4 1/2"	255.00
08301208140	VALVULA FUNDO TANQUE RED.5"	357.00
VALVULAS RET.C/OBTURADOR REVEST.BORRACHA		
083012100040	VALVULA RETENCAO BOLA ROSCADA 1 1/2"	74.50
083012100050	VALVULA RETENCAO BOLA ROSCADA 2"	89.80
08301210040	VALVULA RETENCAO BOLA 40	107.10
08301210050	VALVULA RETENCAO BOLA 50	107.10
08301210065	VALVULA RETENCAO BOLA 60/65	132.60
08301210080	VALVULA RETENCAO BOLA .80	158.10
08301210100	VALV.ULA RETENCAO BOLA 100	224.40
08301210200	VALVULA RETENCAO BOLA 200	684.00
08301210250	VALVULA RETENCAO BOLA 250	1469.0
VALVULAS RETENÇÃO FLANGEADA PN10/16/25		
08301212050	VALV.RETENÇÃO FLANG.MOD.SUPRA PN10/16 50	204.00
08301212065	VALV.RETENÇÃO FLANG.MOD.SUPRA 10/16 65	255.00
08301212080	VALV.RETENÇÃO FLANG.MOD.SUPRA PN10/16 80	285.60
08301212100	VALV.RETENÇÃO FLANG.MOD.SUPRA 10/16 100	346.20
08301212150	VALV.RETENÇÃO FLANG.MOD.SUPRA 10/16 150	765.00
08301212300	VALV.RETENÇÃO FLANG.MOD.SUPRA 10/16 300	2550.0
VALVULAS RETENÇÃO FLANGEADA PN16		
08301219065	VALV.RETENÇÃO FLG.C/ALAV.E CONT.65 PN16	306.00
08301219080	VALV.RETENÇÃO FLG.C/ALAV.E CONT.80 PN16	346.80
0830121908025	VALV.RETENÇÃO FLG.C/ALAV.E CONT.80 PN25	416.20
08301219100	VALV.RETENÇÃO FLG.C/ALAV.E CONT.100 PN16	408.00
08301219125	VALV.RETENÇÃO FLG.C/ALAV.E CONT.125 PN16	612.00
08301219150	VALV.RETENÇÃO FLG.C/ALAV.E CONT.150 PN16	918.00
08301219350	VALV.RETENÇÃO FLG.C/ALAV.E CONT.350 PN16	3570.0
VALVULAS RETENÇÃO TIPO BORBOLETA PN10/16		
083012220500	VALVULA RETENCAO T/BORBOLETA PN10 DN500	5394.0
VALVULAS RETENÇÃO FLANG.SOFT PN10/16		
08301218050	VALV.RETENÇÃO FLANG.MOD.SOFT PN10/16 50	183.60
VALVULAS P/AGUAS RES		
VALV.C.ELAST.SERIE 14 PN10/16 AG.RESID.		
08303701050	VALV.C.ELAST.FLANG.S14 DN50 AG.RESID.	205.10
08303701080	VALV.C.ELAST.FLANG.S14 DN80 AG.RESID.	266.30
08303701100	VALV.C.ELAST.FLANG.S14 DN100 AG.RESID.	309.10
08303701150	VALV.C.ELAST.FLANG.S14 DN150 AG.RESID.	520.00
08303701200	VALV.C.ELAST.FLANG.S14 DN200 AG.RESID.	803.00
08303701300	VALV.C.ELAST.FLANG.S14 DN300 AG.RESID.	1624.0
08303701400	VALV.C.ELAST.FLANG.S14 DN400 AG.RESID.	4320.0
VALV.RETEN.BOLA MOD.S P/AGUAS RESIDUAIS		
08303708080	VALV.RET.MOD.S BOLA FL.P/AG.RESID.DN80	174.50
08303708100	VALV.RET.MOD.S BOLA FL.P/AG.RESID.DN100	246.90
VALV.RETEN.FLANG.C/ALAV.E CONTRAP.AG.RES		
08303702050	VALV.RET.C/ALAV.SUPRA P/AG.RESID.DN50	350.90
08303702400	VALV.RET.C/ALAV.SUPRA P/AG.RESID.DN400	7293.0
VALVULA DE MARÉ S.MOOD P/AG.RESIDUAIS		
08303709150	VALV.MARÉ MOD.S MOON P/AG.RESID.DN150	298.90
08303709200	VALV.MARÉ MOD.S MOOD P/AG.RESID.DN200	418.20
VALVULA DE MURAL P/AG.RESIDUAIS		
083037100200	VALVULA MURAL P/AG.RESID.DN200	1462.0
083037100300	VALVULA MURAL P/AG.RESID.DN300	1884.0



VENTOSAS AUTOMATICAS**VENTOSAS AUT.DUP.EF. "DOUBLE WIND" S/FIL**

08301102050	VENTOSA DUPLO EFEITO DN40/50/60/65	184.70
083011020500	VENTOSA DUPLO EFEITO ROSC.11/2	160.20
08301102063	VENTOSA DUPLO EFEITO ROSC.2	160.20
08301102075	VENTOSA DUPLO EFEITO ROSC.21/2	168.30
08301102100	VENTOSA DUPLO EFEITO FLANG.DN100	218.30
08301102F003	VENTOSA DUPLO EFEITO DN100 C/FILTRO	243.80

VENTOSAS AUT.SIMPLES EFEITO "WIND"S/FILT

08301101001	VENTOSA AUTOMATICA F.F.40/50/60/65	133.70
08301101003	VENTOSA AUTOMATICA F.F.FLANG.100	168.30
08301101025	VENTOSA AUTOMATICA F.F.3/4	125.50
08301101032	VENTOSA AUTOMATICA F.F.1	125.50
08301101032F	VENTOSA AUTOMATICA F.F.1 C/FILTRO	142.80
08301101050	VENTOSA AUTOMATICA F.F.1 1/2	125.50
08301101063	VENTOSA AUTOMATICA F.F.2	125.50

**VENTOSAS AUT.TRIPLO EFEIT.-FLANG.PN10/16**

08301103050	VENTOSA TRIPLO EFEITO FLANG.DN50/60/65	573.00
08301103080	VENTOSA TRIPLO EFEITO FLANG.DN 80/100	699.00
08301103150	VENTOSA TRIPLO EFEITO FLANG.DN 150	1567.0

VOLANTES EM FERRO FU**CHAVE DE MANOBRA P/VALVULAS**

0830150301	CHAVE DE MANOBRA P/VALVULAS FUC	102.00
------------	---------------------------------	--------

VOLANTES P/VALVULAS CUNHA ELASTICA

0830150100	VOLANTE P/VALV.F.F.3/4-1-11/4-11/2-2	21.50
0830150101	VOLANTE P/VALVULAS F.F.40/50	21.50
0830150102	VOLANTE P/VALVULAS F.F.60/65/75/80/90	25.50
0830150103	VOL.P/VALV.F.F.100/110/125/140/150/160	35.70
0830150104	VOLANTE P/VALVULAS F.F.200	58.20
0830150105	VOLANTE P/VALVULAS F.F.250	74.50
0830150106	VOLANTE P/VALVULAS F.F.350/400	127.50
0830150107	VOLANTE P/VALVULAS F.F.450/500	229.50

VOLANTES P/VALVULAS DE MURAL OU MURALHA

083015020100	VOLANTE P/VALV.MURAL 100	25.50
083015020200	VOLANTE P/VALV.MURAL 200	58.20
083015020400	VOLANTE P/VALV.MURAL 400	204.00
083015020500	VOLANTE P/VALV.MURAL 500	204.00
083015020700	VOLANTE P/VALV.MURAL 700	306.00

ACESSORIOS EM FERRO FUNDIDO PRAD./F**ABRACAD.F.FUNDIDO****ABRACADEIRAS F.FUNDIDO PRAD.**

08341401050025	ABRACADEIRA F.FUNDIDO DN50X3/4	17.80
08341401050032	ABRACADEIRA F.FUNDIDO DN50X1	SobConsulta
08341401050040	ABRACADEIRA F.FUNDIDO DN50X11/4	17.80
08341401063025	ABRACADEIRA F.FUNDIDO DN63X3/4	18.08
08341401063032	ABRACADEIRA F.FUNDIDO DN63X1	18.08
08341401063040	ABRACADEIRA F.FUNDIDO DN63X11/4	SobConsulta
08341401063050	ABRACADEIRA F.FUNDIDO DN63X11/2	18.08
08341401063063	ABRACADEIRA F.FUNDIDO DN63X2	19.78
08341401075025	ABRACADEIRA F.FUNDIDO DN75X3/4	19.78
08341401075032	ABRACADEIRA F.FUNDIDO DN75X1	SobConsulta
08341401075040	ABRACADEIRA F.FUNDIDO DN75X11/4	19.78
08341401075050	ABRACADEIRA F.FUNDIDO DN75X11/2	19.78
08341401075063	ABRACADEIRA F.FUNDIDO DN75X2	19.78
08341401090025	ABRACADEIRA F.FUNDIDO DN90X3/4	24.15
08341401090032	ABRACADEIRA F.FUNDIDO DN90X1	24.15
08341401090040	ABRACADEIRA F.FUNDIDO DN90X11/4	24.15
08341401090050	ABRACADEIRA F.FUNDIDO DN90X11/2	24.15



08341401090063	ABRACADEIRA F.FUNDIDO DN90X2	24.15
08341401110025	ABRACADEIRA F.FUNDIDO DN110X3/4	27.27
08341401110032	ABRACADEIRA F.FUNDIDO DN110X1	27.27
08341401110040	ABRACADEIRA F.FUNDIDO DN110X11/4	27.27
08341401110050	ABRACADEIRA F.FUNDIDO DN110X11/2	27.27
08341401110063	ABRACADEIRA F.FUNDIDO DN110X2	27.27
08341401125032	ABRACADEIRA F.FUNDIDO DN125X1	34.07
08341401125040	ABRACADEIRA F.FUNDIDO DN125X11/4	34.07
08341401125050	ABRACADEIRA F.FUNDIDO DN125X11/2	34.07
08341401125063	ABRACADEIRA F.FUNDIDO DN125X2	31.99
08341401125090	ABRACADEIRA F.FUNDIDO DN125X3	SobConsulta
08341401140032	ABRACADEIRA F.FUNDIDO DN140X1	36.99
08341401140040	ABRACADEIRA F.FUNDIDO DN140X11/4	36.99
08341401140050	ABRACADEIRA F.FUNDIDO DN140X11/2	36.99
08341401140063	ABRACADEIRA F.FUNDIDO DN140X2	36.99
08341401160032	ABRACADEIRA F.FUNDIDO DN160X1	47.00
08341401160040	ABRACADEIRA F.FUNDIDO DN160X11/4	47.00
08341401160050	ABRACADEIRA F.FUNDIDO DN160X11/2	47.00
08341401160063	ABRACADEIRA F.FUNDIDO DN160X2	50.00
08341401160075	ABRACADEIRA F.FUNDIDO DN160X21/2	55.00
08341401160090	ABRACADEIRA F.FUNDIDO DN160X3	64.40
08341401200032	ABRACADEIRA F.FUNDIDO DN200X1	49.79
08341401200040	ABRACADEIRA F.FUNDIDO DN200X11/4	SobConsulta
08341401200050	ABRACADEIRA F.FUNDIDO DN200X11/2	49.79
08341401200063	ABRACADEIRA F.FUNDIDO DN200X2	49.79
08341401225063	ABRACADEIRA F.FUNDIDO DN225X2	SobConsulta

CAIXAS MANOBRA FER.**CABEÇAS MOVEIS REDONDAS**

0834200101	CAIXA REDONDA F.F S/CORRENTE FER.	17.00
------------	-----------------------------------	-------

CONES ABOCARDADOS FE**CONES REDUCAO EMBOCADURA P/PVC FERTOR**

08340901090063	CONE RED.EMBOCADURA P/PVC 90X63 FERT	33.00
08340901110090	CONE RED.EMBOCADURA P/PVC 110X90 FERT	47.00

CONES FLANGES MOVEIS**CONES RED.FLANGES MOVEIS PN10 PRAD.**

08340201060050	CONE RED.FLANGE MOVEL DN65-DN50	40.00
08340201080040	CONE RED.FLANGE MOVEL DN80-DN40	42.00
08340201080060	CONE RED.FLANGE MOVEL DN80-DN65	47.00
08340201100050	CONE RED.FLANGE MOVEL DN100-50	SobConsulta
08340201100060	CONE RED.FLANGE MOVEL DN100-DN65	53.00
08340201100080	CONE RED.FLANGE MOVEL DN100- DN80	59.00
08340201100100	CONE RED.FLANGE MOVEL DN100-100	SobConsulta
08340201125065	CONE RED.FLANGE MOVEL DN125-65	SobConsulta
08340201125100	CONE RED.FLANGE MOVEL DN125-DN100	76.00
08340201150050	CONE RED.FLANGE MOVEL DN150-50	SobConsulta
08340201150100	CONE RED.FLANGE MOVEL DN150-100	SobConsulta
08340201150150	CONE RED.FLANGE MOVEL DN150-150	SobConsulta
08340201200100	CONE RED.FLANGE MOVEL DN200-DN100	109.00
08340201200150	CONE RED.FLANGE MOVEL DN200-150	SobConsulta
08340201300150	CONE RED.FLANGE MOVEL DN300-150	SobConsulta
08340201300200	CONE RED.FLANGE MOVEL DN300-200	SobConsulta
08340201300250	CONE RED.FLANGE MOVEL DN300-250	SobConsulta

CURVAS ABOCARDADAS F**CURVAS 45° BOCAS P/PVC FERTOR**

08340802110	CURVA ABOCARDADA P/PVC 45° 110	SobConsulta
-------------	--------------------------------	-------------

CURVAS 90° BOCAS P/PVC FERTOR

08340801063	CURVA ABOCARDADA P/PVC 90° 63	25.00
08340801090	CURVA ABOCARDADA P/PVC 90° 90	47.00



08340801110	CURVA ABOCARDADA P/PVC 90° 110	56.00
-------------	--------------------------------	-------

CURVAS FLANGES MOVEI**CURVAS FLANGES MOVEIS 22° 30' (1/16) PRAD**

08340103100	CURVA FLANGE MOVEI 22.30° (1/16) DN100	67.00
08340103200	CURVA FLANGE MOVEI 22.30° (1/16) DN200	162.00

CURVAS FLANGES MOVEIS 45° (1/8) PRAD.

08340102065	CURVA FLANGE MOVEI 45 (1/8) DN65	SobConsulta
08340102080	CURVA FLANGE MOVEI 45 (1/8) DN80	55.00
08340102100	CURVA FLANGE MOVEI 45 (1/8) DN100	75.00

CURVAS FLANGES MOVEIS 90° (1/4) PRAD.

08340101060065	CURVA FLANGE MOVEI 90 (1/4) DN65	48.00
08340101080	CURVA FLANGE MOVEI 90 (1/4) DN80	62.00
08340101100	CURVA FLANGE MOVEI 90 (1/4) DN100	75.00
08340101150	CURVA FLANGE MOVEI 90 (1/4) DN150	136.00

CURVAS FLANGES MOVEIS C/PATOLA PRAD.

08340105080	CURVA C/PE FLANGEADA 90 (1/4) DN80	78.00
08340105100	CURVA C/PE FLANGEADA 90 (1/4) DN100	112.00

FLANGES PRAD.**FLANGES ADAPTAÇÃO TRAV.P/FFD**

08340706080	FLANGE ADAPTACAO TRAV.P/TUBO FFD DN80	SobConsulta
08340706150	FLANGE ADAPTACAO TRAV.P/TUBO FFD DN150	SobConsulta
08340706200	FLANGE ADAPTACAO TRAV.P/TUBO FFD DN200	SobConsulta

FLANGES CEGAS PN10 PRAD

08340701050	FLANGE CEGA FFD PN10/16 DN50	7.57
08340701060	FLANGE CEGA FFD PN10/16 DN60/65	9.67
08340701080	FLANGE CEGA FFD PN10/16 DN80	10.41
08340701100	FLANGE CEGA FFD PN10/16 DN100	14.57
08340701150	FLANGE CEGA FFD PN10/16 DN150	SobConsulta
08340701300	FLANGE CEGA FFD PN10/16 DN300	SobConsulta

FLANGES ROSCADAS PN10 PRAD

08340703050040	FLANGE ROSCADA DN50X11/2 FERTOR	14.00
08340703050050	FLANGE ROSCADA DN50X2 FERTOR	14.00
08340703065040	FLANGE ROSCADA DN65X11/2 FERTOR	20.00
08340703065050	FLANGE ROSCADA DN65X2 FERTOR	19.00
08340703080040	FLANGE ROSCADA DN80X11/2 FERTOR	22.00
08340703080050	FLANGE ROSCADA DN80X2 FERTOR	21.00
08340703100040	FLANGE ROSCADA DN100X11/2 FERTOR	28.00
08340703100050	FLANGE ROSCADA DN100X2 FERTOR	27.00
08340703125050	FLANGE ROSCADA DN125X2 FERTOR	36.00
08340703150050	FLANGE ROSCADA DN150X2 FERTOR	43.00

FLANGESADAPTAÇÃO C/ANEL TENSAO PRAD.

08340705060	FLANGE ADAPTA.TRAVADA P/PVC 65/60X63	SobConsulta
08340705065	FLANGE ADAPTA.TRAVADA P/PVC 65/60X75	SobConsulta
08340705090	FLANGE ADAPTACAO C/ANEL TENSAO DN90	34.97
08340705110	FLANGE ADAPTACAO C/ANEL TENSAO DN110	26.33
08340705125	FLANGE ADAPTACAO C/ANEL TENSAO DN125	38.35
08340705150	FLANGE ADAPTACAO C/ANEL TENSAO DN150/160	SobConsulta
08340705200	FLANGE ADAPTACAO C/ANEL TENSAO DN200	58.30
08340705400	FLANGE ADAPTACAO C/ANEL TENSAO DN400	SobConsulta

PASSA-MUROS FLANGES**PASSA-MUROS 2 FLANGES FFD PN10 FERT.**

083440020100080	PASSA-MURO 2 FLANG.FFD PN10 C/0.8 DN100	SobConsulta
083440020200080	PASSA-MURO 2 FLANG.FFD PN10 C/0.8 DN200	SobConsulta
083440020250080	PASSA-MURO 2 FLANG.FFD PN10 C/0.8 DN250	SobConsulta
083440020300100	PASSA-MURO 2 FLANG.FFD PN10 C/1.0 DN300	SobConsulta

PONTAS DE TUBO FLANG**PONTAS TUBO FLANGES MOVEIS L-0.500M PRAD**

+351 244 800 160
+351 244 802 323



geral@canalcentro.pt
info@canalcentro.pt



R. do Bailadouro s/nº,
2410-211 Pousos



08340402080	TUBO FLANGES MOVEIS L=500MM DN80	78.00
-------------	----------------------------------	-------

TES ABORCARDADOS PRA**TES ABOCARDADOS C/FLANGE MOVEL FERTOR**

08341101075060	TE EMBOCAD.PVC C/SAID.FLANG.70X60/65PN16	SobConsulta
08341101110065	TE EMBOCAD.PVC C/SAID.FLANG.110X65 PN16	73.00
08341101110100	TE EMBOCAD.PVC C/SAID.FLANG.110X100 PN16	SobConsulta
08341101200080	TE EMBOCAD.PVC C/SAID.FLANG.200X80 PN16	SobConsulta
08341101200125	TE EMBOCAD.PVC C/SAID.FLANG.200X125 PN16	SobConsulta

TES ABOCARDADOS FERTOR

08341102110063	TE ABOCARDADO 110X63 C/PINT.EPOXY	SobConsulta
----------------	-----------------------------------	-------------

TES ABOCARDADOS SIMPLES FERTOR

08341103063	TE ABOCARDADO 63 C/PINT.EPOXY	27.00
08341103090	TE ABOCARDADO 90 C/PINT.EPOXY	52.00
08341103110	TE ABOCARDADO 110 C/PINT.EPOXY	73.00

**TES FLANGES MOVEIS P****CRUZETAS FLANGEADAS PN10/16 PRAD.**

08340303080	CRUZETA FF FLANGEADA PN10/16 DN80	115.00
08340303100	CRUZETA FF FLANGEADA PN10/16 DN100	134.00
08340303150	CRUZETA FF FLANGEADA PN10/16 DN150	239.00
08340303200	CRUZETA FF FLANGEADA PN10/16 DN200	345.00

TES FLANGES MOVEIS PN10 PRAD.

08340301060065	TE FLANGE MOVEL DN 65	73.00
08340301080060	TE FLANGE MOVEL DN 80-65	87.00
08340301080080	TE FLANGE MOVEL DN 80- 80	90.00
08340301100060	TE FLANGE MOVEL DN 100-65	103.00
08340301100080	TE FLANGE MOVEL DN 100-80	108.00
08340301100100	TE FLANGE MOVEL DN 100- 100	113.00
08340301125100	TE FLANGE MOVEL DN 125- 100	143.00
08340301125125	TE FLANGE MOVEL DN 125- 125	152.00
08340301200060	TE FLANGE MOVEL DN 200-60/65	SobConsulta
08340301200100	TE FLANGE MOVEL DN 200-100	254.00
08340301300100	TE FLANGE MOVEL DN 300-100	498.00
08340301300150	TE FLANGE MOVEL DN 300-150	SobConsulta
08340301300250	TE FLANGE MOVEL DN 300-250	610.00
08340301300300	TE FLANGE MOVEL DN 300-300	SobConsulta

TROCOS TUBO FLANGEAD**TUBO FLANGEADO FFD L=1000 FERTOR**

08344105150	TUBO FFD FLANGE MOVEL DN150 L=1000	230.00
-------------	------------------------------------	--------

TUBO FLANGEADO FFD L=250 FERTOR

08344101080	TUBO FFD FLANGE MOVEL DN80 L=250	59.00
08344101100	TUBO FFD FLANGE MOVEL DN100 L=250	75.00

VALVULAS FERRO FUND.**VALVULA RETENÇÃO DE PÉ C/FILTRO INOX**

08341310080	VALVULA RETENCAO DE PÉ FLANG.80 C/FILTRO INOX	167.50
08341310100	VALVULA RETENCAO DE PÉ FLANG.100 C/FILTRO INOX	122.55

VALVULAS BORBOLETA WAFER

08341306300	VALVULA BORBOLETA FLANG.C/CX RED.DN300 PN16	2227.0
08341306400	VALVULA BORBOLETA WAFER FF RED.DN400	SobConsulta

VALVULAS CUNHA ELASTICA BOCAS PRAD.

08341302063	VALVULA CUNHA ELASTICA C/BOCA FF DN63	102.77
08341302075	VALVULA CUNHA ELASTICA C/BOCA FF DN75	127.50
08341302090	VALVULA CUNHA ELASTICA C/BOCA FF DN90	163.17
08341302110	VALVULA CUNHA ELASTICA C/BOCA FF DN110	190.79
08341302140	VALVULA CUNHA ELASTICA C/BOCA FF DN140	314.00
08341302160	VALVULA CUNHA ELASTICA C/BOCA FF DN160	330.00
08341302200	VALVULA CUNHA ELASTICA C/BOCA FF DN200	520.00
08341302250	VALVULA CUNHA ELASTICA C/BOCA FF DN250	1122.0



+351 244 800 160
+351 244 802 323



geral@canalcentro.pt
info@canalcentro.pt



R. do Bailadouro s/nº,
2410-211 Pousos



VALVULAS CUNHA ELASTICA FLANG. PRAD.

08341301050	VALVULA CUNHA ELASTICA FT PN10/16 DN50	105.00
08341301065	VALVULA CUNHA ELASTICA FT PN10/16 DN65	118.00
08341301080	VALVULA CUNHA ELASTICA FT PN10/16 DN80	140.00
08341301100	VALVULA CUNHA ELASTICA FT PN10/16 DN100	187.00
08341301125	VALVULA CUNHA ELASTICA FT PN10/16 DN125	286.00
08341301150	VALVULA CUNHA ELASTICA FT PN10/16 DN150	320.00
08341301200	VALVULA CUNHA ELASTICA FT PN10 DN200	486.00
0834130120016	VALVULA CUNHA ELASTICA FT PN16 DN200	486.00
08341301250	VALVULA CUNHA ELASTICA FT PN10/16 DN250	822.00
08341301300	VALVULA CUNHA ELASTICA FT PN10/16 DN300	1115.0
08341301350	VALVULA CUNHA ELASTICA FT PN10/16 DN350	2127.0
08341301CL050	VALVULA FFD FLANG.C.LONGO PN10/16 DN50	107.00
08341301CL080	VALVULA FFD FLANG.C.LONGO PN10/16 DN80	151.00
08341301CL100	VALVULA FFD FLANG.C.LONGO PN10/16 DN100	198.00

**VALVULAS RAMAL DE ESQUADRIA BOCA/ROSC**

08341308040032	VALV.C.E.EMBOC.ROSC.M P/PE 11/4X32	SobConsulta
08341308063063	VALV.C.E.EMBOC.ROSC.M P/PE 2X63	SobConsulta

VALVULAS RAMAL ENBOC.P/PE

08341309025	VALVULA RAMAL C.E.AUTOBL.P/PE DN25/32	SobConsulta
-------------	---------------------------------------	-------------

VALVULAS RAMAL ROSCADAS FERTOR

08341307050	VALVULA CUNHA ELAST.ROSC.11/2	72.00
-------------	-------------------------------	-------

VALVULAS RETENCAO DE BOLA FLANG

08341304050	VALVULA RETENCAO BOLA ROSCADA 11/2"	SobConsulta
08341304063	VALVULA RETENCAO BOLA ROSCADA 2"	SobConsulta
08341304065	VALVULA RETENCAO BOLA FLANGEADA 65	SobConsulta
08341304250	VALVULA RETENCAO BOLA FLANGEADA 250	SobConsulta
08341304300	VALVULA RETENCAO BOLA FLANGEADA 300	SobConsulta

VALVULAS RETENÇÃO CHARNEIRA FLANG

08341305050	VALVULA RETENCAO CHARNEIRA FLANG. 50	SobConsulta
08341305065	VALVULA RETENCAO CHARNEIRA FLANG. 65	SobConsulta
08341305080	VALVULA RETENCAO CHARNEIRA FLANG. 80	SobConsulta
08341305100	VALVULA RETENCAO CHARNEIRA FLANG. 100	SobConsulta
08341305200	VALVULA RETENCAO CHARNEIRA FLANG.200	SobConsulta

VOLANTES P/VALVULAS C.ELASTICA PRAD.

08341303050	VOLANTE P/VALVULAS F.F. DN50	15.34
08341303060	VOLANTE P/VALVULAS F.F. DN60-65	15.34
08341303080	VOLANTE P/VALVULAS F.F. DN80	27.50
08341303100	VOLANTE P/VALVULAS F.F. DN100	20.75
08341303125	VOLANTE P/VALVULAS F.F. DN125/150	20.75
08341303250	VOLANTE P/VALVULAS F.F. DN250	SobConsulta
08341303300	VOLANTE P/VALVULAS F.F. DN300	SobConsulta

CANAIS / GRELHAS & TAMPAS CHAPA GAL**AROS EM CHAPA GALVAN****AROS EM CANTONEIRA**

0848320210000250	ARO EM CANTONEIRA 1000X250	SobConsulta
------------------	----------------------------	-------------

AROS EM CHAPA GALVANIZADA

0848320110000100	ARO EM CHAPA GALVANIZADA 1000X100X25	6.50
0848320110000150	ARO EM CHAPA GALVANIZADA 1000X150X25	6.50
0848320110000200	ARO EM CHAPA GALVANIZADA 1000X200X25	7.00
0848320110000250	ARO EM CHAPA GALVANIZADA 1000X250X25	SobConsulta
0848320110000300	ARO EM CHAPA GALVANIZADA 1000X300X25	SobConsulta

CALEIRAS METALICAS E**CALEIRAS METALICAS PAIPE**

0848300110000150	CALEIRA METALICA 1000X150 PAIPE	9.00
------------------	---------------------------------	------

CANAIS CHAPA GALVANI**CANAIS CHAPA GALVANIZADA 1000**

08480202100	CANAL CHAPA GALVANIZADA 1000X100	7.00
08480202150	CANAL CHAPA GALVANIZADA 1000X150	9.00
08480202200	CANAL CHAPA GALVANIZADA 1000X200	13.00
08480202250	CANAL CHAPA GALVANIZADA 1000X250	14.50
CANAIS CHAPA GALVANIZADA 500		
08480201200	CANAL CHAPA GALVANIZADA 500X200	6.98
CANAL INOX EPIAP		
CANAL INOX 304 PAIPE		
084833011000100	CANAL INOX 304 1000X100X25 PAIPE	SobConsulta
0848330110001006	CANAL INOX 304 1000X100X60 PAIPE	SobConsulta
CANAL INOX RANHURADO PAIPE		
0848330201	CANAL RANHURADO C/PENDENTE INOX 304	SobConsulta
0848330202	CX SIFONADA INOX 304 15X15X20CM S/HOR.75	SobConsulta
CANALETES E ACESSORI		
CANALETES E ACES.PEHD VIP LAR.EST.204MM		
08480602C002	MU15074 CANALINA PE-HD 1000X204X128	25.11
08480602G001	MU150E GRELHA EST.GALV.1000X198X20	20.71
08480602T002	MU150T74 TERMINAL P/CANALETE VIP150	6.18
CANALETES E ACES.PEHD VIP LARG.154M		
08480601C002	M1010074V20 CANALETE VIP 100/74	19.60
08480601G001	M100105001V20 GRELHA ESTAMPADA GALV.	10.50
08480601K001	MKITBAZVW100 KIT(2) A.ROUBO GALV.VIP 100	3.55
CANALETES E ACESSORIOS EVOLUTION		
08480606C12	CANALETE PLAST.EVOL.15,3X12,1X7.5 MS12PP	9.48
08480606G13G	GRELHA GALV.EVOL.13X100CM CL.A15 MSG13G	7.30
GRELHAS F.FUND.P/CANALETES VIP - B		
08480605150FB	MU150FB GRELHA F.F. P/CANAL.B 500X198X20	22.55
GRELHA INOX EPIAP		
AROS P/GRELHAS ACO INOX PAIPE		
084834061000150	ARO P/GRELHA INOX 304 1000X150X25	SobConsulta
084834063000300	ARO P/GRELHA INOX 304 3000X300X25	SobConsulta
GRELHA ESTAMPADA INOX 304 PAIPE		
084834011000100	GRELHA ESTAMP.INOX304 1000X100X25 PAIPE	SobConsulta
084834011000150	GRELHA ESTAMP.INOX 304 1000X150X25	SobConsulta
GRELHAS QUADRADAS INOX 304 PAIPE		
084834043000300	GRELHA ESTAMP.INOX 304 3000X300X25	SobConsulta
GRELHAS FERRO FUNDID		
GRELHAS FF P/SISTEMA SEM BASTIDOR		
084810010100005	GRELHA FF 100-0.5MM - B125 FN100UCBM+FIX	12.50
GRELHAS GALVANIZADAS		
ACESSORIOS P/TAMPAS DE ENCHIMENTO APAC		
0848034001	CHAVE P/TAMPA ENCH.CHAPA ZINCADA	6.00
AROS CHUMBAR P/GRELHAS		
08480303100	ARO P/GRELHA GALV.1000X100X25MM 503401	6.85
08480303200	ARO P/GRELHA GALV.1000X200X25MM 503403	7.20
08480303250	ARO P/GRELHA GALV.1000X250X25MM 503404	7.45
GRELHAS ESTAMPADAS GALV.REFORÇ.A15 1000		
08480305100	GRELHA ESTAMP.GALV.REFORÇ.A15 1000X100	9.00
08480305150	GRELHA ESTAMP.GALV.REFORÇ.A15 1000X150	15.00
GRELHAS ESTAMPADAS GALV.T.LIGEIRA 1000		
08480302100	GRELHA ESTAMP.GALVANIZADA A15 1000X100	6.00
08480302150	GRELHA ESTAMP.GALVANIZADA A15 1000X150	7.50
08480302200	GRELHA ESTAMP.GALVANIZADA A15 1000X200	11.50
08480302250	GRELHA ESTAMP.GALVANIZADA A15 1000X250	13.50
GRELHAS ESTAMPADAS GALV.T.LIGEIRA 500		
08480301100	GRELHA ESTAMP.GALV.T.LIGEIRO 500X100	4.00



08480301150	GRELHA ESTAMP.GALV.T.LIGEIRO 500X150	5.00
08480301200	GRELHA ESTAMP.GALV.T.LIGEIRO 500X200	6.00
08480301250	GRELHA ESTAMP.GALV.T.LIGEIRO 500X250	7.50

GRELHAS GALV.QUADRADAS C/ARO A15 CAP

084803112020	GRELHA QUADRADA GALV.A15 20X20X2.5 CAP	12.00
084803112525	GRELHA QUADRADA GALV.A15 25X25X2.5 CAP	14.50
084803113030	GRELHA QUADRADA GALV.A15 30X30X2.5 CAP	17.50
084803113535	GRELHA QUADRADA GALV.A15 35X35X2.5 CAP	21.50
084803114040	GRELHA QUADRADA GALV.A15 40X40X2.5 CAP	24.50
084803114545	GRELHA QUADRADA GALV.A15 45X45X2.5 CAP	30.50

GRELHAS MALHA 30X30 GALV.A15 1000

08480306100	GRELHA QUADRICULADA GALV.A15 1000X100X25	17.00
08480306200	GRELHA QUADRICULADA GALV.A15 1000X200X25	23.00

GRELHAS METALICAS EP**GRELHAS METALICAS PAIPE**

0848310110000100E	GRELHA METALICA ESTAMPADA 1000X100	6.75
0848310110000150	GRELHA METALICA QUADRICULADA 1000X150	22.00
0848310110000150E	GRELHA METALICA ESTAMPADA 1000X150	7.00
0848310110000200	GRELHA METALICA QUADRICULADA 1000X200	25.00
0848310110000200E	GRELHA METALICA ESTAMPADA 1000X200	10.00
0848310110000250	GRELHA METALICA QUADRICULADA 1000X250	28.00
0848310110000300	GRELHA METALICA QUADRICULADA 1000X300	33.00

GRELHAS QUADRADAS GA**GRELHA QUADRADA GALV.PROTECCAO ARVORES**

0848290405001000	GRELHA QUADRICUL.GALV.500X1000X25	42.00
------------------	-----------------------------------	-------

GRELHAS QUADRADAS GALV.QUADRICULADAS

084829022020	GRELHA QUAD.GALVANIZADA QUADRIC. 20X20	23.00
084829024040	GRELHA QUAD.GALVANIZADA QUADRIC. 40X40	31.00
084829025050	GRELHA QUAD.GALVANIZADA QUADRIC. 50X50	48.00
0848290255554	GRELHA QUAD.GALV.QUADRIC.A15 55X55X4	50.00
084829026060	GRELHA QUAD.GALVANIZ.QUADRIC.60X60 B125	63.00
08482902C4040	GRELHA QUAD.GALVANIZ.QUADRIC.40X40 C250	50.00
08482902C6060	GRELHA QUAD.GALVANIZ.QUADRIC.60X60 C250	80.00

GRELHAS QUADRADAS INOX S/ARO

08482905050050	GRELHA QUADRADA S/ARO INOX 50X50X25	SobConsulta
----------------	-------------------------------------	-------------

MATERIAL DAKOTA

084850131335P	CANAL PEGAS.PLUS ONE S C/GREL100X35X1000	16.00
084850131335PB	CANAL PEGA.PLUS ONE S C/G.100X35X1000 BR	19.00
084850131335T	SET TOP CANAL 10X35X1000 CINZA 1335T	1.63
084850131335TB	SET TOP P/CANAL 10X35X1000 BRANCO 1335TB	1.63

ACESSORIOS P/CANAL TAURUS

08485005011643PE	POZ90-1643 PE TERMINAL P/CANAL 200X40	2.56
0848500501302PE	CAIXA COL.P/C.PE-HD 20X9.5 E 20X17.5	37.19
0848500501313	TERMINAL PLUS P/CANAL 13X7.5	1.59
0848500501317	PERFIL GALV.REFORÇADO TAURUS C/100CM	7.26
0848500501390	PLACA SIF.P/CAIXA COL.CM.50X20	6.05
0848500501553PE	TERMINAL P/CANAL PRETO 13X9.5 1553PE	1.76
0848500501559PE	BLOCK SYSTEM P/GRELHAS C/13CM 1559PE	3.68
0848500501563PE	TERMINAL P/CANAL PRETO 13X17.5	2.70
0848500501653PE	TERMINAL P/CANAL 20X9.5	2.97
0848500501663PE	TERMINAL P/CANAL 20X17.5	2.97
084850051659PE	BLOCK SYSTEM P/CANAL 20 CM	3.24
084850052015PT	TERMINAL P/CANAL 20X17.5P PLUS	SobConsulta

BOCAS DE DESCARGA

084850261110	BOCA DE DESCARGA 80mm	SobConsulta
084850261110S	BOCA DE DESCARGA 90mm	7.13
084850261111S	BOCA DE DESCARGA 110mm	7.13



CANAIS PEGASUS + GRELHA INOX 304

08485023121300ZCC	KIT CANAL PEGASUS+GR.INOX QUAD.13X4X100	117.18
-------------------	---	--------

CANAIS TAURUS

084850012015P	CANAL EM PE-HD PLUS TAURUS 100X20X17.5	29.94
---------------	--	-------

CANAIS TAURUS 13

08485002011550PE	CANAL P/CHAO PE-HD 100X13X9.5	17.02
08485002011560PE	CANAL P/CHAO PE-HD 100X13X17.5	27.99

CANAIS/GRELHAS E ACESS.PEGASUS 130X1000

084850101300D2	ANGULO DIR.C/GR.STRONG DK1 13X7,5 1300D2	29.69
084850101300E2	ANGULO ESQ.C/GR.STRONG DK1 13X7.5	29.69
084850101300P	CANAL PEGASUS PLUS 1300P 100X13XH.7.5	11.00
084850101300P1	CANAL PEGASUS PLUS 1310P1 130X120 CINZA	16.80
084850101300PB1	CANAL PEGASUS 1310PB1 100X13XH.12 BR	16.80
084850101300PN	CANAL PEGASUS PLUS PRT.1300PN 100X13X7.5	10.80
084850101300S2	ANGULO ESQ.C/GR.STRONG DK1 13X7,5 1300S2	29.69
084850101303	TOPO TERMINAL H.4 CM 13X4.0	1.28
084850101310	CANAL PEGASUS 1310 100X13XH.7.5	10.80
084850101310TB	TOPO TERMINAL PLUS 13X12 BRANCO	2.59
084850101313	TOPO TERMINAL PLUS 13X7.5	1.59
084850101351CL	GRELHA PP CINZA C/CLIP B125 100X13	12.50
084850101351CLN	GRELHA PP PRETA C/CLIP B125 100X13	13.50

CANAIS/GRELHAS E ACESS.PEGASUS 130X500

084850091300	CANAL PEGASUS PP 50X13X7.5 1300	6.36
084850091300A	CANAL PEGASUS PP 50X13X4.0 1300A	5.67
084850091350B	CANAL PEGASUS PP BRANCO 50X13X75 1350B	6.36
084850091351	GRELHA EM P.P. CINZA 50X13 1351	6.76
084850091351P	GRELHA P.P.CINZA P/PISCINA 50X13 1351P	7.50
084850091351PB	GRELHA PP BRANCA P/PISCINA 50X13 1351PB	6.76

CANAIS/GRELHAS E ACESS.PEGASUS 200X500

084850111361	GRELHA P.P.QUAD.P/CANAL PEGASUS 50X20	11.80
084850111361PM	GRELHA MODULAR PISC. P.P. 100X20	44.44
084850111364	CANAL EM P.P.PEGASUS 50X20X16.5 INT.1364	10.40
084850111366	TERMINAL PLUS P/C.PEGASUS 20X16.5 1366	2.62

CANAL+GRELHA REVERSIVEL INOX DAKUA

08485025118500D	CANAL C/GR.REVERSIVEL INOX +RALO 500x80	112.70
08485025118600D	CANAL C/GR.REVERSIVEL INOX +RALO 600x80	120.23
08485025118700D	CANAL C/GR.REVERSIVEL INOX +RALO 700x80	126.98
08485025118800D	CANAL C/GR.REVERSIVEL INOX +RALO 800x80	133.74
08485025118900D	CANAL C/GR.REVERSIVEL INOX +RALO 900x80	140.54

GRELHAS INOX 304 DAKUA P/CANAIS

084850241315CBI	GRELHA INOX C/B QUADRADO 100X13 1315CBI	111.45
-----------------	---	--------

GRELHAS TAURUS REBAIX./PLUS

084850201351GV	GRELHA GALVANIZADA 100X13 P/CANAL 1351GV	12.61
084850201351S	GRELHA PP STRONG 50X13 P/CANAL 1351S	6.45
084850201351ZI	GRELHA AÇO INOX 100X13 P/CANAL 1351ZI	61.69
084850201361XS	GRELHA PP 20X20 EXTRA STONG CINZA 1361XS	13.21
084850201361XSN	GRELHA PP 20X20 EXTRA STONG PRET.1361XSN	13.21

RALOS SIFONADOS INOX

084850301310G	RALO SIF.SAIDA VERTICAL 10X10 1310G	2.03
084850301340I	RALO SIF.LATERAL C/GRELHA INOX 115X115	12.48

TAURUS 200 1650 PE

08485003011640PE	POZ90-1640PE CANALTAURUS 200X40X1000	23.75
08485003011650PE	POZ90-1650PE CANALTAURUS 200X95X1000	27.33
08485003011660PE	CANAL P/CHAO PE-HD 100X20X17.5	29.94
08485003011670PE	POZ90-1660PE CANALTAURUS 200X170X1000	34.47
08485003021351	GRELHA STRONG ANTI TACO 50X13 1351	7.04
08485003021351GB	GRELHA FUNDICAO DUCTIL B125 50X13	30.91



08485003021351GC	GRELHA FUNDICAO DUCTIL C250 50X13	35.99
08485003021351GD	GRELHA FUNDICAO DUCTIL D400 50X13	45.25
08485003021351S	GRELHA PP CINZA STRONG 50X13 1351S	7.04
08485003021351SN	GRELHA PP BLACK STRONG 50X13 1351SN	7.04
08485003021361	POZ90-1361GRELHA ANTI-TACO CINZA 200x500	11.78
08485003021361GC	GRELHA FUNDICAO DUCTIL C250 20X50	42.89
08485003021361GD	GRELHA GALVANIZADA P/CANAL 100X20	19.64
08485003021361GV	POZ90-1361GV GRELHA GALVANIZADA 200X1000	21.97
08485003021361GX	GRELHA GALV.MALHA 33X33 C-250 (100X20)	SobConsulta
08485003021371GD	GRELHA FUNDICAO DUCTIL D400 100X20	SobConsulta

NAO PASSAR**GRELHAS P/CANAL SELF**

084801020120	CANAL ALFA-SELF C/GREL.GALV.120X1000 A15	22.50
--------------	--	-------

TAMPAS CHAPA GALVANI

..

08480408030	T.LISA RASA CHAPA LISA CAP 30X30	14.00
08480408040	T.LISA RASA CHAPA LISA CAP 40X40	19.00
08480408050	T.LISA RASA CHAPA LISA CAP 50X50	25.00
08480408060	T.LISA RASA CHAPA LISA CAP 60X60	32.50
08480506060	TAMPA XADRES C/VH S/A GALV.Q.600X600X70	SobConsulta

TAMPAS ALCAPAO GALV.QUENTE A15 EPIAP

08480515040040	TAMPA+ARO ALCAPAO GALV/Q.400X400 A15	42.00
----------------	--------------------------------------	-------

TAMPAS ALÇAPÃO LIGEIRO GALVANIZADO

084804016060L	TAMPA ALÇAPAO LIGEIRO GALVANIZ.60X60 CAP	33.50
---------------	--	-------

TAMPAS CHAPA GALV.C/V.H.REBAIX.5CM C250

08480505050	TAMPA REB.GALV.V.H.C/ABA C250 EP 50X50X5	78.00
08480505070	TAMPA REB.GALV.V.H.C/ABA C250 EP 70X70X5	115.50

TAMPAS CHAPA GALV.C/V.H.REBAIX.7CM B125

08480507030	T.REB.CHAP.V.H.C/ABA B125 PAIPE30X30X7	42.00
08480507040	T.REB.CHAP.V.H.C/ABA B125 PAIPE 40X40X7	53.00
08480507050	T.REB.CHAP.V.H.C/ABA B125 PAIPE 50X50X7	64.50
08480507060	T.REB.CHAP.V.H.C/ABA B125 PAIPE 60X60X7	76.50
08480507070	T.REB.CHAP.V.H.C/ABA B125 PAIPE 70X70X7	97.50
08480507080	T.REB.CHAP.V.H.C/ABA B125 PAIPE 80X80X7	128.00
08480507090	T.REB.CHAP.V.H.C/ABA B125 PAIPE 90X90X7	150.00
08480507100	T.REB.CHAP.V.H.C/ABA B125 PAIPE100X100X7	185.00
08480507110	T.REB.CHAP.V.H.C/ABA B125 PAIPE110X110X7	185.00

TAMPAS CHAPA GALV.C/V.H.REBAIX.7CM C250

08480508030	T.REB.CHAP.V.H.C/ABA A15 PAIPE 30X30X3	SobConsulta
08480508040	T.REB.CHAP.V.H.C/ABA A15 PAIPE 40X40X3	33.00
08480508050	T.REB.CHAP.V.H.C/ABA A15 PAIPE 50X50X3	40.00
08480508060	T.REB.CHAP.V.H.C/ABA A15 PAIPE 60X60X3	47.25
08480508070	T.REB.CHAP.V.H.C/ABA A15 PAIPE 70X70X3	SobConsulta

TAMPAS CHAPA REB.5,0 CM C/V PAIPE C250

08480509070	T.REB.CHAPA V.H.S/ABAC250 PAIPE 70X70X5	99.00
-------------	---	-------

TAMPAS CHAPA REB.5,0 CM C/VED.A15 EPIAP

08480510040	T.REB.CHAP.V.H.C/ABA A15 PAIPE 40X40X5	SobConsulta
08480510050	T.REB.CHAP.V.H.C/ABA A15 PAIPE 50X50X5	SobConsulta
08480510060	T.REB.CHAP.V.H.C/ABA A15 PAIPE 60X60X5	SobConsulta
08480510070	T.REB.CHAP.V.H.C/ABA A15 PAIPE 70X70X5	65.00

TAMPAS GALV.REBAIX.A 2,5 CM CHAPA LISA

08480404030	TAMPA REBAI.CHAPA GALV.A15 CAP 30X30X2,5	15.00
08480404040	TAMPA REBAI.CHAPA GALV.A15 CAP 40X40X2,5	22.00
08480404050	TAMPA REBAI.CHAPA GALV.A15 CAP 50X50X2,5	26.00
08480404060	TAMPA REBAI.CHAPA GALV.A15 CAP 60X60X2,5	33.00
08480404070	TAMPA REBAI.CHAPA GALV.A15 CAP 70X70X2,5	50.00
08480404080	TAMPA REBAI.CHAPA GALV.A15 CAP 80X80X2,5	62.00



TAMPAS GALV.REBAIX.A 6,5 CM CHAPA LISA

08480405030	TAMPA REBAI.CHAPA GALV.A15 CAP 30X30X6,5	19.00
08480405040	TAMPA REBAI.CHAPA GALV.A15 CAP 40X40X6,5	26.00
08480405050	TAMPA REBAI.CHAPA GALV.A15 CAP 50X50X6,5	33.00
08480405060	TAMPA REBAI.CHAPA GALV.A15 CAP 60X60X6,5	40.00
08480405070	TAMPA REBAI.CHAPA GALV.A15 CAP 70X70X6,5	60.00
08480405080	TAMPA REBAI.CHAPA GALV.A15 CAP 80X80X6,5	72.00

TAMPAS GALV.REBAIX.ESTANQUE GR65

08480403540580	TAMPA GALV.ESTANQUE REB.GR65 800X800	225.00
----------------	--------------------------------------	--------

TAMPAS RASAS CHAPA GALV.C/V.H.B125 EPIAP

08480501030	TAMPA RASA C/VED.HIDRAU.B125 30X30 EP	26.60
08480501040	TAMPA RASA C/VED.HIDRAU.B125 40X40 EP	40.80
08480501050	TAMPA RASA C/VED.HIDRAU.B125 50X50 EP	52.40
08480501060	TAMPA RASA C/VED.HIDRAU.B125 60X60 EP	80.00
08480501070	TAMPA RASA C/VED.HIDRAU.B125 70X70 EP	124.40
08480501080	TAMPA RASA C/VED.HIDRAU.B125 80X80 EP	156.40
08480501090	TAMPA RASA C/VED.HIDRAU.B125 90X90 EP	181.30
08480501100	TAMPA RASA C/VED.HIDRAU.B125 100X100 EP	222.20
08480501110	TAMPA RASA C/VED.HIDRAU.B125 110X110 EP	280.80

**TAMPAS RASAS CHAPA GALV.C/V.H.C250 EPIAP**

08480502030	T.REB.CHAPA V.H.C/ABA B125 EP 30X30X5	35.00
08480502040	T.REB.CHAPA V.H.C/ABA B125 EP 40X40X5	44.00
08480502050	T.REB.CHAPA V.H.C/ABA B125 EP 50X50X5	55.00
08480502060	T.REB.CHAPA V.H.C/ABA B125 EP 60X60X5	70.40
08480502070	T.REB.CHAPA V.H.C/ABA B125 EP 70X70X5	83.00
08480502080	T.REB.CHAPA V.H.C/ABA B125 EP 80X80X5	115.00
08480502080050	T.REB.CHAPA V.H.C/ABA B125 EP 80X50X5	70.00
08480502090	T.REB.CHAPA V.H.C/ABA B125 EP 90X90X5	137.00
08480502100	T.REB.CHAP.V.H.C/ABA B125 EP 100X100X5	170.00

TAMPAS RASAS GALV.CHAPA LISA

08480402300	TAMPA RASA CHAPA GALV.30X30 CAP	14.00
08480402400	TAMPA RASA CHAPA GALV.40X40 CAP	19.00
08480402500	TAMPA RASA CHAPA GALV.50X50 CAP	25.00
08480402600	TAMPA RASA CHAPA GALV.60X60 CAP	32.50

TAMPAS RASAS GALVANIZ.CHAPA XADREZ

08480409030	TAMPA RASA CHAP. XADREZ A15 CAP 30X30	24.00
08480409040	TAMPA RASA CHAP. XADREZ A15 CAP 40X40	33.00
08480409050	TAMPA RASA CHAP. XADREZ A15 CAP 50X50	42.90
08480409060	TAMPA RASA CHAP. XADREZ A15 CAP 60X60	63.00
08480409070	TAMPA RASA CHAP. XADREZ A15 CAP 70X70	87.00
08480409080	TAMPA RASA CHAP. XADREZ A15 CAP 80X80	107.00

TAMPAS REB.A 2,5 CM CHAPA XADREZ

08480406300	TAMPA REB.CHAP.XADREZ A15 CAP 30X30X2,5	28.50
08480406400	TAMPA REB.CHAP.XADREZ A15 CAP 40X40X2,5	37.00
08480406500	TAMPA REB.CHAP.XADREZ A15 CAP 50X50X2,5	50.00
08480406600	TAMPA REB.CHAP.XADREZ A15 CAP 60X60X2,5	62.00

TAMPAS REB.A 6,5 CM CHAPA XADREZ

08480407030	TAMPA REB.CHAP.XADREZ B125 CAP 30X30X6,5	35.00
08480407040	TAMPA REB.CHAP.XADREZ B125 CAP 40X40X6,5	48.50
08480407050	TAMPA REB.CHAP.XADREZ B125 CAP 50X50X6,5	62.00
08480407060	TAMPA REB.CHAP.XADREZ B125 CAP 60X60X6,5	76.00
08480407070	TAMPA REB.CHAP.XADREZ B125 CAP 70X70X6,5	106.00
08480407080	TAMPA REB.CHAP.XADREZ A15 CAP 80X80X6,5	135.00

TAMPAS VISITA - LINHA TOP

08480511050	T.REB.CHAP.V.H.C/ABA A15 PAIPE 50X50X7	45.00
08480511060	T.REB.CHAP.V.H.C/ABA A15 PAIPE 60X60X7	57.60
08480511070	T.REB.CHAP.V.H.C/ABA A15 PAIPE 70X70X7	64.80
084805111500800	CONJ.1 ARO+2 TAMPAS ANTI-DESL.1500X800	SobConsulta



TAMPAS INOX**TAMPAS GALVANIZ.REBAIXADAS DAKOTA**

08483504L053053	TAMPA GALV.LIGEIRA REBAIXADA 53X53X5	28.89
-----------------	--------------------------------------	-------

TAMPAS INOX REBAIXADAS DAKOTA

08483503033033	TAMPA INOX 304 REBAIXADA 33X33X5	59.48
----------------	----------------------------------	-------

08483503043043	TAMPA INOX 304 REBAIXADA 43X43X5	72.07
----------------	----------------------------------	-------

08483503053053	TAMPA INOX 304 REBAIXADA 53X53X5	97.44
----------------	----------------------------------	-------

08483503063063	TAMPA INOX 304 REBAIXADA 63X63X5	104.00
----------------	----------------------------------	--------

TAMPAS INOX REBAIXADAS EPIAP A15

08483501030030	TAMPA INOX 304 REBAIXADA 30X30X3 A15	SobConsulta
----------------	--------------------------------------	-------------

08483501040040	TAMPA INOX 304 REBAIXADA 40X40X3 A15	96.00
----------------	--------------------------------------	-------

08483501050050	TAMPA INOX 304 REBAIXADA 50X50X3 A15	103.00
----------------	--------------------------------------	--------

08483501060060	TAMPA INOX 304 REBAIXADA 60X60X3 A15	147.00
----------------	--------------------------------------	--------

08483501070070	TAMPA INOX 304 REBAIXADA 70X70X3 A15	155.00
----------------	--------------------------------------	--------

08483501101010	TAMPA INOX 304 REBAIXADA 110X110X3 A15	390.00
----------------	--	--------

TAMPAS INOX REBAIXADAS EPIAP B125

08483502060060	TAMPA INOX 304 REBAIXADA 60X60X5 B125	SobConsulta
----------------	---------------------------------------	-------------

TAMPAS RASAS INOX EPIAP

08483500C050050	TAMPA INOX 304 RASA ANTI-DESL.50X50 C250	SobConsulta
-----------------	--	-------------

CANAIS/GRELHAS E TAMPAS INOX**CANAIS E AROS INOX C****AROS EM INOX 304 CAPA**

08470302100	ARO P/GRELHA AÇO INOX 1000X100X25 503421	25.00
-------------	--	-------

08470302150	ARO P/GRELHA AÇO INOX 1000X150X25 503422	26.00
-------------	--	-------

08470302200	ARO P/GRELHA AÇO INOX 1000X200X25 503423	27.00
-------------	--	-------

GRELHA RETANGULARES**GRELHAS ESTAMPADAS INOX 304 CAPA**

08470401050200	GRELHA ESTAMP.INOX 304 500X200X25MM A15	27.50
----------------	---	-------

08470401100100	GRELHA ESTAMP.INOX 304 1000X100X25MM A15	25.00
----------------	--	-------

08470401100150	GRELHA ESTAMP.INOX 304 1000X150X25MM A15	33.00
----------------	--	-------

08470401100200	GRELHA ESTAMP.INOX 304 1000X200X25MM A15	47.50
----------------	--	-------

GRELHAS QUADRICULADAS INOX 304 CAPA

08470402050200	GRELHA QUADRICUL.INOX 500X198X25 B125	60.00
----------------	---------------------------------------	-------

08470402100200	GRELHA QUADRICUL.INOX 1000X198X25 B125	82.00
----------------	--	-------

TAMPAS REBAIXADAS IN**TAMPA REBAIX.30MM C/VH AISI304 A15**

084707016060	TAMPA REBAIX.INOX A15 C/VH 60X60X3 EP	133.65
--------------	---------------------------------------	--------

TAMPA REBAIX.50MM C/VH AISI304 A15

084707027070	TAMPA REBAIX.INOX A15 C/VH 70X70X5 EP	207.30
--------------	---------------------------------------	--------

TAMPAS REBAIX.25MM C/VED.HID.AISI 304

084701014040	TAMPA REBAIX.INOX A15 C/VH 40X40X2,5 CAP	80.00
--------------	--	-------

084701015050	TAMPA REBAIX.INOX A15 C/VH 50X50X2,5 CAP	105.00
--------------	--	--------

084701016060	TAMPA REBAIX.INOX A15 C/VH 60X60X2,5 CAP	130.00
--------------	--	--------

TAMPAS REBAIX.65MM C/VED.HID.AISI 304

084701025050	TAMPA REBAIX.INOX B125 C/VH 50X50X6,5 CA	130.00
--------------	--	--------

084701026060	TAMPA REBAIX.INOX B125 C/VH 60X60X6,5 CA	160.00
--------------	--	--------

MATERIAL F.F.DUCTIL PONT-A-MOUSSON**ACESS.JUNTA AUT.P/PV****CURVAS F.F.2 BOCAS A 11.15 SOFO P/PVC**

08310805160	CURVAS F.F.2 BOCAS A 11.15.SOFO 160	89.75
-------------	-------------------------------------	-------

ELECTRODOS GRICAST

08310821001	ELECTRODO GRICAST ST00A0E	1.78
-------------	---------------------------	------

KIT DE TRAVAMENTO

08310819200VE	KIT TRAVAMENTO VE ANEL+C/FLG+PARAF 200	141.85
---------------	--	--------

TES 2 BOCAS FLANGE KLIKSO

+351 244 800 160
+351 244 802 323



geral@canalcentro.pt
info@canalcentro.pt



R. do Bailadouro s/nº,
2410-211 Pousos



08310812110080	TE 2 BOCAS FLANGE KLIKSO PN10/16 110X80	75.57
08310812125060	TE 2 BOCAS FLANGE KLIKSO PN10/16 125X60	62.48
08310812125080	TE 2 BOCAS FLANGE KLIKSO PN10/16 125X80	70.16

TES F.F.2 BOCAS DERIV.FLANG.SOFO P/PVC

08310801110100	TE F.F.2 BOCAS SOFO/FLANGE 110/100	99.06
08310801160060	TE F.F.2 BOCAS SOFO/FLANGE 160/60	139.40

ACESSORIOS F.F.DUCTI**CONE 2 BOCAS JUNTA AUT.STD**

083109150080060	CONE 2 BOCAS J.AUTOM.STD 80X60	59.38
083109150100060	CONE 2 BOCAS J.AUTOM.STD 100X60	76.41
083109150100080	CONE 2 BOCAS J.AUTOM.STD 100X80	80.02
083109150200100	CONE 2 BOCAS J.AUTOM.STD 200X100	175.97
083109150200150	CONE 2 BOCAS J.AUTOM.STD 200X150	182.87

**CONES .F.REDUÇÃO DE 2 FLANGES PN10**

08311011050060	CONE F.F.RED.2 FLANGES PN10 50X60	66.98
08311011100050	CONE F.F.RED.2 FLANGES PN10 100X50	92.43
08311011100060	CONE F.F.RED.2 FLANGES PN10 100X60	94.78
08311011150080	CONE F.F.RED.2 FLANGES PN10 150X100	119.43
08311011200100	CONE F.F.RED.2 FLANGES PN10 200X100	163.91
08311011200150	CONE F.F.RED.2 FLANGES PN10 200X150	153.05
08311011250200	CONE F.F.RED.2 FLANGES PN10 250X200	213.75

CONES .F.REDUÇÃO DE 2 FLANGES PN16

08311012100080	CONE F.F.RED.2 FLANGES PN16 100X80	96.90
08311012125060	CONE F.F.RED.2 FLANGES PN16 125X60	105.07
08311012125080	CONE F.F.RED.2 FLANGES PN16 125X80	109.08
08311012125100	CONE F.F.RED.2 FLANGES PN16 125X100	112.56
08311012150080	CONE F.F.RED.2 FLANGES PN16 150X80	116.59
08311012150100	CONE F.F.RED.2 FLANGES PN16 150X100	119.43
08311012150125	CONE F.F.RED.2 FLANGES PN16 150X125	121.00
08311012200100	CONE F.F.RED.2 FLANGES PN16 200X100	163.91
08311012200150	CONE F.F.RED.2 FLANGES PN16 200X150	153.05
08311012250200	CONE F.F.RED.2 FLANGES PN16 250X200	213.75
08311012300150	CONE F.F.RED.2 FLANGES PN16 300X150	465.95
08311012300200	CONE F.F.RED.2 FLANGES PN16 300X200	457.32
08311012300250	CONE F.F.RED.2 FLANGES PN16 300X250	449.14
08311012450350	CONE F.F.RED.2 FLANGES PN16 450X350	1269.1

CURVAS 2 BOCAS 11°15 C/JUNTA TRAV/VI

083113010200	CURVA 2 BOCAS 11°15 200 C/JUNT.TRV/VI	416.99
--------------	---------------------------------------	--------

CURVAS 2 BOCAS 22°30 C/ JUNTA TRAV/VI

083113020200	CURVA 2 BOCAS 22°30 200 C/JUNT.TRV/VI	407.24
--------------	---------------------------------------	--------

CURVAS 2 BOCAS 45°(1/8) C/JUNTA TRAV/VI

083113030200	CURVA 2 BOCAS 45°(1/8)200 C/JUNT.TRV/VI	483.95
--------------	---	--------

CURVAS 2 BOCAS 90°(1/4) C/JUNTA TRAV/VI

083113040200	CURVA 2 BOCAS 90°(1/4)200 C/JUNT.TRV/VI	539.68
--------------	---	--------

CURVAS F.F.2 BOCAS A 11.15. C/JUNTA AUT.

08310901080	CURVA F.F.2 BOCAS JUNTA A.FFD 80X11,15.	72.12
08310901100	CURVA F.F.2 BOCAS JUNTA A.FFD 100X11,15.	82.90
08310901150	CURVA F.F.2 BOCAS JUNTA A.FFD 150X11,15.	141.93
08310901200	CURVA F.F.2 BOCAS JUNTA A.FFD 200X11,15.	176.13
08310901300	CURVA F.F.2 BOCAS JUNTA A.FFD 300X11,15.	425.24

CURVAS F.F.2 BOCAS A 22.30. C/JUNTA AUT.

08310902060	CURVA F.F.2 BOCAS JUNTA A.FFD 60X22,30.	73.97
08310902080	CURVA F.F.2 BOCAS JUNTA A.FFD 80X22,30.	77.43
08310902100	CURVA F.F.2 BOCAS JUNTA A.FFD 100X22,30.	83.03
08310902125	CURVA F.F.2 BOCAS JUNTA A.FFD 125X22,30.	106.27
08310902150	CURVA F.F.2 BOCAS JUNTA A.FFD 150X22,30.	129.12
08310902200	CURVA F.F.2 BOCAS JUNTA A.FFD 200X22,30.	166.38



08310902300	CURVA F.F.2 BOCAS JUNTA A.FFD 300X22,30.	522.65
08310902400	CURVA F.F.2 BOCAS JUNTA A.FFD 400X22,30.	755.56
08310902500	CURVA F.F.2 BOCAS JUNTA A.FFD 500X22,30.	1054.3

CURVAS F.F.2 BOCAS C/JUNTA AUTOMAT.90.

08310904060	CURVA F.F.2 BOCAS JUNTA A.FFD 60X90.	70.20
08310904080	CURVA F.F.2 BOCAS JUNTA A.FFD 80X90.	88.48
08310904100	CURVA F.F.2 BOCAS JUNTA A.FFD 100X90.	106.76
08310904125	CURVA F.F.2 BOCAS/JUNTA A.FFD125X90.	142.75
08310904150	CURVA F.F.2 BOCAS/JUNTA A.FFD 150X90.	179.54
08310904200	CURVA F.F.2 BOCAS/JUNTA A.FFD 200X90.	298.82
08310904250	CURVA F.F.2 BOCAS/JUNTA A.FFD 250X90.	384.42
08310904300	CURVA F.F.2 BOCAS/JUNTA A.FFD 300X90.	715.88

CURVAS F.F.2 FLANGES A 11.15. PN10

08311001150	CURVA F.F.2 FLANGES PN10 11.15° 150	112.84
-------------	-------------------------------------	--------

CURVAS F.F.2 FLANGES A 11.15. PN16

083110050300	CURVA F.F. 2 FLANGES PN16 11°15.300	482.40
--------------	-------------------------------------	--------

CURVAS F.F.2 FLANGES A 22.30. PN10

08311002080	CURVA F.F.2 FLANGES A 22.30 80	71.89
08311002100	CURVA F.F.2 FLANGES A 22.30 100	89.13
08311002125	CURVA F.F.2 FLANGES A 22.30 125	108.59
08311002150	CURVA F.F.2 FLANGES A 22.30 150	144.43
08311002200	CURVA F.F.2 FLANGES A 22.30 200	193.84
08311002300	CURVA F.F.2 FLANGES A 22.30 300	521.76

CURVAS F.F.2 FLANGES A 45. PN10

08311003080	CURVA F.F.2 FLANGES PN10 45.80	65.45
08311003100	CURVA F.F.2 FLANGES PN10 45.100	81.86
08311003125	CURVA F.F.2 FLANGES PN10 45.125	117.89
08311003150	CURVA F.F.2 FLANGES PN10 45.150	120.30
08311003200	CURVA F.F.2 FLANGES PN10 45.200	231.89
08311003250	CURVA F.F.2 FLANGES PN10 45.250	428.80
08311003300	CURVA F.F.2 FLANGES PN10 45.300	561.91

CURVAS F.F.2 FLANGES A 45. PN16

083110070250	CURVA F.F. 2 FLANGES PN16 45.250	428.80
--------------	----------------------------------	--------

CURVAS F.F.2 FLANGES A 90. PN10

08311004060	CURVA F.F.2 FLANGES PN10 90.60	56.86
08311004080	CURVA F.F.2 FLANGES PN10 90.80	63.61
08311004100	CURVA F.F.2 FLANGES PN10 90.100	81.27
08311004125	CURVA F.F.2 FLANGES PN10 90.125	126.64
08311004150	CURVA F.F.2 FLANGES PN10 90.150	123.14
08311004200	CURVA F.F.2 FLANGES PN10 90.200	217.68
08311004250	CURVA F.F.2 FLANGES PN10 90.250	573.02
08311004300	CURVA F.F.2 FLANGES PN10 90.300	725.45
08311004400	CURVA F.F.2 FLANGES PN10 90.400	1846.7

CURVAS F.F.2 FLANGES A 90. PN16

08311006200	CURVA F.F.2 FLANGES PN16 90.200	217.68
08311006400	CURVA F.F.2 FLANGES PN16 90.400	1890.5

CURVAS F.F.DUCTIL C/JUNTA AUTOMAT.45.

08310903060	CURVA F.F.2 BOCAS JUNTA A.FFD 60X45.	69.61
08310903080	CURVA F.F.2 BOCAS JUNTA A.FFD 80X45.	86.48
08310903100	CURVA F.F.2 BOCAS JUNTA A.FFD100X45	100.03
08310903125	CURVA F.F.2 BOCAS JUNTA A.FFD125X45	112.88
08310903150	CURVA F.F.2 BOCAS JUNTA A.FFD150X45	155.56
08310903200	CURVA F.F.2 BOCAS JUNTA A.FFD 200X45.	243.09
08310903250	CURVA F.F.2 BOCAS JUNTA A.FFD250X45	321.95
08310903300	CURVA F.F.2 BOCAS JUNTA A.FFD 300X45.	638.40

FLANGE F.F. CEGA PN10

08311013060	FLANGE F.F.CEGA PN10 60	14.53
08311013080	FLANGE F.F.CEGA PN10 80	24.14



08311013100	FLANGE F.F.CEGA PN10 100	27.23
08311013125	FLANGE F.F.CEGA PN10 125	32.95
08311013150	FLANGE F.F.CEGA PN10 150	34.33
08311013200	FLANGE F.F.CEGA PN10 200	115.40
08311013250	FLANGE F.F.CEGA PN10 250	218.22
08311013300	FLANGE F.F.CEGA PN10 300	358.15
08311013400	FLANGE F.F.CEGA PN10 400	453.19

JUNTA AUT.RODELA INTEGRAL

083109180250	JUNTA AUTOM. P/TUBO AG.RESID.NBR 250	9.30
--------------	--------------------------------------	------

JUNTA AUT.RODELA STD

083109170080	JUNTA AUTOMA./RODELA STD 80	3.73
083109170125	JUNTA AUTOMA./RODELA STD125	4.84
083109170200	JUNTA AUTOM./RODELA STD200	9.70
083109170250	JUNTA AUTOM./RODELA STD250	12.85
083109170300	JUNTA AUTOM./RODELA STD300	17.95

LIGADOR F.F.FLANGE/BOCA C/JUNTA AUT.PN10

08310913080	LIG.F.F.FLANGE/BOCA C/JUNTA AUT.80	63.62
08310913125	LIG.F.F.FLANGE/BOCA C/JUNTA AUT.125	103.29
08310913150	LIG.F.F.FLANGE/BOCA C/JUNTA AUT.150	113.34
08310913250	LIG.F.F.FLANGE/BOCA C/JUNTA AUT.250	269.13
08310913300	LIG.F.F.FLANGE/BOCA C/JUNTA AUT.300	351.18
08310913500	LIG.F.F.FLANGE/BOCA C/JUNTA AUT.500 PN10	688.90

LIGADOR FLANGE F.F.BOCA C/JUNTA AUT.PN16

08310914200	LIG.FLANGE/BOCA C/JUNTA AUT.200 PN16	129.93
08310914250	LIG.FLANGE/BOCA C/JUNTA AUT.250 PN16	257.17
08310914300	LIG.FLANGE/BOCA C/JUNTA AUT.300 PN16	354.72
08310914400	LIG.FLANGE/BOCA C/JUNTA AUT.400 PN16	548.13

LIGADORES FLANGE F.F.PONTA LISA PN10

08310911100	LIG.FLANGE F.F.PON.LISA PN10 DN100	54.83
08310911150	LIG.FLANGE F.F.PON.LISA PN10 DN150	88.03
08310911200	LIG.FLANGE F.F.PON.LISA PN10 DN200	115.05
08310911300	LIG.FLANGE F.F.PON.LISA PN10 DN300	303.09
08310911400	LIG.FLANGE F.F.PON.LISA PN10 DN400	678.37

MANGA JUNTA MEC.EXPRESS

083109160060	MANGA C/JUNTA MEC.EXPRESS 60	98.43
083109160080	MANGA C/JUNTA MEC.EXPRESS 80	115.68
083109160100	MANGA C/JUNTA MEC.EXPRESS 100	122.71
083109160125	MANGA C/JUNTA MEC.EXPRESS 125	126.72
083109160200	MANGA C/JUNTA MEC.EXPRESS 200	215.34
083109160300	MANGA C/JUNTA MEC.EXPRESS 300	585.53

PASSA-MUROS F.F.C/2 FLANGES PN10

083110210490100	PASSA-MURO 2 FLANGES L=0.499M 100 PN10	287.06
083110210490200	PASSA-MURO 2 FLANGES L=0.499M 200 PN10	480.81
083110210490300	PASSA-MURO 2 FLANGES L=0.499M 300 PN10	677.78
083110210800100	PASSA-MURO 2 FLANGES L=0.80M 100 PN10	318.73
083110210800250	PASSA-MURO 2 FLANGES L=0.80M 250 PN10	592.55
083110210800300	PASSA-MURO 2 FLANGES L=0.80M 300 PN10	834.01
0831102114990080	PASSA-MURO 2 FLANGES L=0.60M 80 PN10	301.30
0831102114990150V	PASSA-MURO 2 FLANG.L=0.60 150 PN10 VERM.	394.31
0831102114990200	PASSA-MURO 2 FLANGES L=0.60M 200 PN10	520.04
0831102114990350	PASSA-MURO 2 FLANGES L=950MM 350 PN10	1348.8

PASSA-MUROS F.F.C/FLANGE/PONTA-LISA PN10

0831102200800499	PASSA-MUROS C/1FLANGE/P.LISA DN80 499MM	203.45
0831102201000499	PASSA-MUROS C/1FLANGE/P.LISA DN100 499MM	216.05
0831102201001499	PASSA-MUROS C/1FLANGE/P.LISA DN100 600MM	249.60
0831102201501499	PASSA-MUROS C/1FLANGE/P.LISA DN150 600MM	298.83
0831102202000499	PASSA-MUROS C/1FLANGE/P.LISA DN200 499MM	345.47
0831102202001499	PASSA-MUROS C/1FLANGE/P.LISA DN200 550MM	389.35



+351 244 800 160
+351 244 802 323



geral@canalcentro.pt
info@canalcentro.pt



R. do Bailadouro s/nº,
2410-211 Pousos



0831102202501499	PASSA-MUROS C/1FLANGE/P.LISA DN250 1.00M	443.60
0831102203000499	PASSA-MUROS C/1FLANGE/P.LISA DN300 499MM	542.26
0831102203001499	PASSA-MUROS C/1FLANGE/P.LISA DN300 600MM	568.04
0831102203501499	PASSA-MUROS C/1FLANGE/P.LISA DN350 600MM	925.07
PLACA DE REDUCAO FERRO FUNDIDO PN10		
08311015600150	PLACA RED.F.F.PN10 600X150	1090.9
TES 2 BOCAS C/J.AUT.DER.FLANG.PN10		
08310908100060	TE 2 BOCAS C/JUNTA FLANGE FFD 100X60	126.65
08310908100080	TE 2 BOCAS C/JUNTA FLANGE FFD 100X80	137.65
08310908100100	TE 2 BOCAS C/JUNTA FLANGE FFD 100X100	148.56
08310908125125	TE 2 BOCAS C/JUNTA FLANGE FFD 125X125	232.72
08310908150060	TE 2 BOCAS C/JUNTA FLANGE FFD 150X60	178.24
08310908150080	TE 2 BOCAS C/JUNTA FLANGE FFD 150X80	186.98
08310908150100	TE 2 BOCAS C/JUNTA FLANGE FFD 150X100	SobConsulta
08310908200060	TE 2 BOCAS C/JUNTA FLANGE FFD 200X60	225.88
08310908200100	TE 2 BOCAS C/JUNTA FLANGE FFD 200X100	268.11
08310908200125	TE 2 BOCAS C/JUNTA FLANGE FFD 200X125	315.54
08310908200200	TE 2 BOCAS C/JUNTA FLANGE FFD 200X200	423.77
08310908400150	TE 2 BOCAS C/J.FLANG.FFD400X150 PN16	966.64
TES 2 BOCAS C/J.AUT.DER.FLANG.PN16		
083109090300060	TE 2 BOCAS C/JUNT.FLANG.FFD 300X60 PN16	578.15
083109090300100	TE 2 BOCAS C/JUN.FLANG.FFD 300X100 PN16	651.75
TES F.F. DESCARGA 3 FLANGES		
08311008250100	TE F.F.DESCARG.3 FLANGES PN10 250X100	537.91
TES F.F.3 BOCAS C/JUNTA AUTOMATICA		
08310905060060	TE F.F.3 BOCAS JUNTA AUTOM.FFD 60X60	96.46
08310905080080	TE F.F.3 BOCAS JUNTA AUTOM.FFD 80X80	108.57
08310905100060	TE F.F.3 BOCAS JUNTA AUTOM.FFD 100X60	135.50
08310905100100	TE F.F.3 BOCAS JUNTA AUTOM.FFD 100X100	150.07
08310905250250	TE F.F.3 BOCAS JUNTA AUTOM.FFD 250X250	714.35
TES F.F.3 FLANGES SIMPLES/REDUCAO PN10		
08311009060	TE F.F.3 FLANGES PN10 60 X 60	135.48
08311009060040	TE F.F.3 FLANGES PN10 60 X40	SobConsulta
08311009060080	TE F.F.3 FLANGES PN10 60 X80	111.52
08311009080040	TE F.F.3 FLANGES PN10 80 X 40	111.52
083110090800400	TE F.F.3 FLANGES PN10 80 X 40	111.52
08311009080065	TE F.F.3 FLANGES PN10 80 X 65	111.52
08311009100	TE F.F.3 FLANGES PN10 100 X 100	136.68
08311009100060	TE F.F.3 FLANGES PN10 100 X 60	136.68
08311009100080	TE F.F.3 FLANGES PN10 100 X 80	136.68
08311009125	TE F.F.3 FLANGES PN10 125 X 125	168.05
08311009150	TE F.F.3 FLANGES PN10 150 X 150	196.50
08311009200	TE F.F.3 FLANGES PN10 200 X 200	337.67
08311009200060	TE F.F.3 FLANGES PN10 200 X 60	243.02
08311009250	TE F.F.3 FLANGES PN10 250 X 250	676.32
08311009250080	TE F.F.3 FLANGES PN10 250 X80	599.30
08311009300	TE F.F.3 FLANGES PN10 300X300	819.75
08311009300150	TE F.F.3 FLANGES PN10 300 X150	715.05
TES F.F.3 FLANGES SIMPLES/REDUCAO PN16		
08311010080060	TE F.F.3 FLANGES RED.80X60	111.52
08311010080080	TE F.F.3 FLANGES RED.80X80	111.52
08311010125060	TE F.F.3 FLANGES RED.125X60	168.05
08311010125080	TE F.F.3 FLANGES RED.125X80	168.05
08311010125100	TE F.F.3 FLANGES RED.125X100	168.05
08311010125125	TE F.F.3 FLANGES RED.125X125	168.05
08311010150060	TE F.F.3 FLANGES RED.150X60	196.50
08311010150080	TE F.F.3 FLANGES RED.150X80	196.50
08311010150100	TE F.F.3 FLANGES RED.150X100	196.50



08311010200080	TE F.F.3 FLANGES RED.200X80	247.09
08311010200100	TE F.F.3 FLANGES RED.200X100	273.18
08311010200125	TE F.F.3 FLANGES RED.200X125	365.43
08311010200150	TE F.F.3 FLANGES RED.200X150	302.14
08311010300060	TE F.F.3 FLANGES RED.300X60	640.45

ACESSORIOS P/VALVULA**CONJUNTOS DE MANOBRA EURO 20**

0831060101	CONJUNTO MANOBRA 1MT 40/50	34.02
0831060102	CONJUNTO MANOBRA 1MT 60/80	41.19
0831060103	CONJUNTO MANOBRA 1MT 100	41.19
0831060104	CONJUNTO MANOBRA 1MT 125/150	42.01
0831060105	CONJUNTO MANOBRA 1MT 200/300	49.30

DADOS F.F.EURO 20

08310603040060	DADO F.F.EURO 20 40X60	3.33
08310603060080	DADO F.F.EURO 20 60X65X80	3.48
08310603100150	DADO F.F.EURO 20 100X150	3.80

VOLANTES F.F.P/VALVULA EURO 20

08310602040050	VOLANTE P/VAL.EURO 20 DN40/50	20.33
08310602060080	VOLANTE P/VALV.EURO 20 DN60/80	22.78
08310602100150	VOLANTE P/VAL.EURO 20 DN100/150	26.19
08310602200	VOLANTE P/VALV.EURO 20 DN200	34.97
08310602250300	VOLANTE P/VALV.EURO 20 DN250/300	75.18

VOLANTES FF P/VALVULA GATEWAY

08310604050180	VOLANTE P/VAL.GATEWAY DN50	SobConsulta
08310604065200	VOLANTE P/VAL.GATEWAY DN65	SobConsulta
08310604080220	VOLANTE P/VAL.GATEWAY DN80	SobConsulta
08310604100250	VOLANTE P/VAL.GATEWAY DN100	SobConsulta
08310604150300	VOLANTE P/VAL.GATEWAY DN150	SobConsulta
08310604200350	VOLANTE P/VAL.GATEWAY DN200	SobConsulta
08310604250450	VOLANTE P/VAL.GATEWAY DN250	SobConsulta
08310604300500	VOLANTE P/VAL.GATEWAY DN300	SobConsulta

ADAPTADORES DE FLANG**ABRAÇAD.RAMAL C/CINTA INOX P/FFD/AÇO/FIB**

08310727100063	ABRAÇA.RAMAL C/CINTA INOX P/FFD 100X2"	28.02
08310727150032	ABRAÇA.RAMAL C/CINTA INOX P/FFD 150X1"	24.56
08310727150063	ABRAÇA.RAMAL C/CINTA INOX P/FFD 150X2"	33.38
08310727250063	ABRAÇA.RAMAL C/CINTA INOX P/FFD 250X2"	38.95
08310727300063	ABRAÇA.RAMAL C/CINTA INOX P/FFD 300X2"	68.99
08310727350063	ABRAÇA.RAMAL C/CINTA INOX P/FFD 350X2"	94.47

ABRAÇAD.RAMAL MULTIMAT.C/CINTA AÇO INOX

08310726090032	ABRAÇA.RAMAL MULTIMAT.C/CINTA INOX 90X1"	42.75
08310726160032	ABRAÇA.RAMAL MULTIMAT.C/CINTA INOX 160X1"	43.12
08310726160050	ABRAÇA.RAMAL MULTI.C/CINTA INOX 160X11/2"	62.27

ABRAÇADEIRA DE RAMAL AÇO INOX

08310725160063	ABRAÇADEIRA RAMAL PVC/PE 160X2	42.02
08310725200063	ABRAÇADEIRA RAMAL PVC/PE 200X2	53.39

ADAPT.FLANGE QUICK P/TUBO PVC TRAVADA

08310708050063	ADAPT.FLANGE QUICK P/TUBO PVC TRAV.50X63	28.35
08310708060063	ADAPT.FLANGE QUICK P/TUBO PVC TRAV.60X63	31.27
08310708060075	ADAPT.FLANGE QUICK P/TUBO PVC TRAV.60X75	34.96
08310708080090	ADAP.FLANGE QUICK P/TUBO PVC TRAV.80X90	39.28
08310708100110	ADAPT.FLANGE QUICK P/PVC TRAV.100X110	43.07
08310708125125	ADAP.FLANGEQUICK P/TUBO PVC TRAV.125X125	58.26
08310708125140	ADAP.FLANGEQUICK P/TUBO PVC TRAV.125X140	63.05
08310708150160	ADAP.FLANGEQUICK P/TUBO PVC TRAV.150X160	80.22
08310708200200	ADAP.FLANGEQUICK P/TUBO PVC TRAV.200X200	103.73

ADAPTADOR DE FLANGE F.F.QUICK P/PVC

08310701050063	ADAPT.FLANGE QUICK P/PVC 50X63	16.90
----------------	--------------------------------	-------



+351 244 800 160
+351 244 802 323



geral@canalcentro.pt
info@canalcentro.pt



R. do Bailadouro s/nº,
2410-211 Pousos



08310701060063	ADAPT.FLANGE QUICK P/PVC 60X63	17.04
08310701060075	ADAPT.FLANGE QUICK P/PVC 60X75	18.21
08310701080090	ADAPT.FLANGE QUICK P/PVC 80X90	21.95
08310701100110	ADAPT.FLANGE QUICK P/PVC 100X110	25.39
08310701125125	ADAPT.FLANGE QUICK P/PVC 125X125	34.93
08310701125140	ADAPT.FLANGE QUICK P/PVC 125X140	36.41
08310701150160	ADAPT.FLANGE QUICK P/PVC 150X160	45.78
08310701200200	ADAPT.FLANGE QUICK P/PVC 200X200	67.47
ADAPTADOR FLANGE QUICK P/TUBO F.FUNDIDO		
08310706060065	ADAPT.FLANGE QUICK P/TUBO FFD60X65	21.08
08310706080	ADAPT.FLANGE QUICK P/TUBO FFD80	23.99
08310706100	ADAPT.FLANGE QUICK P/TUBO FFD100	31.00
08310706125	ADAPT.FLANGE QUICK P/TUBO FFD125	39.54
08310706150	ADAPT.FLANGE QUICK P/TUBO FFD150	47.94
08310706200	ADAPT.FLANGE QUICK P/TUBO FFD200	84.15
08310706250	ADAPT.FLANGE QUICK P/TUBO FFD250	132.00
08310706300	ADAPT.FLANGE QUICK P/TUBO FFD300	169.32
ADAPTADOR FLANGEQUICK P/TUBO F.F.TRAVADA		
08310707060	ADAPT.FLANGE QUICK P/TUBO F.F.TRAV.60/65	50.37
08310707080	ADAPT.FLANGE QUICK P/TUBO F.F.TRAV.80	60.95
08310707100	ADAPT.FLANGE QUICK P/TUBO F.F.TRAV.100	64.26
08310707125	ADAPT.FLANGE QUICK P/TUBO F.F.TRAV.125	102.32
08310707150	ADAPT.FLANGE QUICK P/TUBO F.F.TRAV.150	111.31
08310707200	ADAPT.FLANGE QUICK P/TUBO F.F.TRAV.200	146.79
ADAPTADORES DE FLANGE ULTRAQUICK		
08310704049071	ADAPT.FLANGE ULTRAQUICK PN10/16 49-71	46.92
08310704067084	ADAPT.FLANGE ULTRAQUICK PN10/16 62-84	47.94
08310704080102	ADAPT.FLANGE ULTRAQUICK PN10/16 80-102	53.04
08310704102127	ADAPT.FLANGE ULTRAQUICK PN10/16 97-127	58.34
08310704123153	ADAPT.FLANGE ULTRAQUICK PN10/16 123-153	68.34
08310704153181	ADAPT.FLANGE ULTRAQUICK PN10/16 151-181	84.66
08310704170200	ADAPT.FLANGE ULTRAQUICK PN10/16 170-200	117.30
08310704200226	ADAPT.FLANGE ULTRAQUICK PN10 T.G 196-226	129.54
08310704211241	ADAPT.FLANGE ULTRAQUICK PN10/16 211-241	163.20
08310704241265	ADAPT.FLANGE ULTRAQUICK PN10 235-265	174.42
0831070424126516	ADAPT.FLANGE ULTRAQUICK PN16 235-265	174.42
08310704260290	ADAPT.FLANGE ULTRAQUI. PN10/16 260-290 J	185.13
08310704315336	ADAPT.FLANGE ULTRAQUICK PN10 306-336	226.75
08310704318348	ADAPT.FLANGE ULTRAQUICK PN10/16 318-348	245.82
JUNTA DE MONTAGEM (COUPLING) ULTRALINK D		
08310703049071	JUNTA MONTAGEM ULTRALINK A 50/60 49-71	45.39
08310703062084	JUNTA MONTAGEM ULTRALINK B 50/80 62-84	51.00
08310703084102	JUNTA MONTAGEM ULTRALINK C 65/80 80-102	52.02
08310703102127	JUNTA MONTAGEM ULTRALINK D 100/97-127	68.85
08310703127153	JUNTA MONTAG.ULTRALINK E 125-150/123-153	79.56
08310703153181	JUNTA MONTAGEM ULTRALINK F 150/151-181	91.80
08310703170200	JUNTA MONTAGEM ULTRALINK FP 200 170-200	108.12
08310703290315	JUNTA MONTAGEM ULTRALINK JR 285-315	198.90
08310703306336	JUNTA MONTAGEM ULTRALINK K 306-336	224.40
JUNTAS DESMONTAGEM AUTO-TRAVADAS		
08310711050	JUNTA DESMONTAGEM AUTO-TRAV.JP DN50	157.24
08310711060	JUNTA DESMONTAGEM AUTO-TRAV.JP DN60	171.23
08310711080	JUNTA DESMONTAGEM AUTO-TRAV.JP DN80	179.97
08310711100	JUNTA DESMONTAGEM AUTO-TRAV.JP DN100	197.44
08310711200	JUNTA DESMONTAGEM AUTO-TRAV.JP DN200	377.37
08310711250	JUNTA DESMONTAGEM AUTO-TRAV.JP DN250	504.91
08310711300	JUNTA DESMONTAGEM AUTO-TRAV.JP DN300	581.79
08310711400	JUNTA DESMONTAGEM AUTO-TRAV.JP DN400	947.77



KIT JUNTAS DE FLANGE COMPL.F.F.PN10/PN16

08310702040	KIT JUNTA FLANGE COMPL.F.F.PN10 40	15.45
08310702060	KIT JUNTA FLANGE COMPL. F.F.PN10 E16 60	17.57
08310702080	KIT JUNTA FLANGE COMPL.F.F.PN10 80	19.10
08310702100	KIT JUNTA FLANGE COMPL.PN10/16 100	20.00
08310702125	KIT JUNTA FLANGE COMPL.PN10/16 125	24.26
08310702150	KIT JUNTA FLANGE COMPL.PN10/16 150	29.14
08310702200	KIT JUNTA FLANGE COMPL.PN10 200	38.45
0831070220016	KIT JUNTA FLANGE COMPL.PN16 200	47.14
08310702250	KIT JUNTA FLANGE COMPL.PN 10 250	51.36
0831070225016	KIT JUNTA FLANGE COMPL.PN 16 250	76.81
08310702300	KIT JUNTA FLANGE COMPL.PN10 300	80.94
0831070230016	KIT JUNTA FLANGE COMPL.PN16 300	84.03
08310702350	KIT JUNTA FLANGE COMPL.PN 10 350	SobConsulta
08310702AM050	KIT JUNTA FLANGE ALMA MET.FF PN10 50	14.62
08310702AM065	KIT JUNTA FLANGE ALMA MET.FF PN10 65	20.87
08310702AM100	KIT JUNTA FLANGE ALMA MET.FF PN10/16 100	SobConsulta
08310702AM200	KIT JUNTA FLANGE ALMA MET.FF PN25 200	68.55
08310702AM400	KIT JUNTA FLANGE ALMA MET.FF PN10 400	148.86
08310702AM40016	KIT JUNTA FLANGE ALMA MET.FF PN16 400	161.50

CAIXAS CILINDRICAS F**CAIXAS CILINDRICAS F. F. P/VALVULAS**

0831050101	CAIXA CILIND.BOCA PASSEIO F.F C/CORRENTE	16.08
0831050102	CAIXA CILIND.BOCA PASSEIO F.F S/CORRENTE	14.30
0831050105	CAIXA QUAD.BOCA PASSEIO F.F C/CORRENTE	16.41
0831050106	CAIXA HEXAG.BOCA PASSEIO F.F C/CORRENTE	16.41

JUNTAS E KITS TRAVAM**JUNTAS AUTOM.(RODELA) STAND.VI TRAVADA**

08311102100	JUNTA AUTOM.(RODELA) STAND.VI TRAV.100	48.76
08311102150	JUNTA AUTOM.(RODELA) STAND.VI TRAV.150	67.99
08311102200	JUNTA AUTOM.(RODELA) STAND.VI TRAV.200	130.13
08311102250	JUNTA AUTOM.(RODELA) STAND.VI TRAV.250	186.43

RODELA DE FLANGE C/ALMA METALICA

08311105050	RODELA DE FLANGE C/ALMA MET.DN50	8.42
08311105060	RODELA DE FLANGE C/ALMA MET.DN60	10.50
08311105065	RODELA DE FLANGE C/ALMA MET.DN65	14.67
08311105080	RODELA DE FLANGE C/ALMA MET.DN80	10.50
08311105100	RODELA DE FLANGE C/ALMA MET.DN100	11.42
08311105150	RODELA DE FLANGE C/ALMA MET.DN150	12.76
08311105200	RODELA DE FLANGE C/ALMA MET.DN200	15.75
08311105250	RODELA DE FLANGE C/ALMA MET.DN250	19.25
08311105300	RODELA DE FLANGE C/ALMA MET.DN300	25.93
08311105400	RODELA DE FLANGE C/ALMA MET.DN400	60.86
08311105600	RODELA DE FLANGE C/ALMA MET.DN600	78.09

MATERIAL F.F.DUCTIL**TUBO FFD NATURAL C/JUNTA AUT.TRAVADA VI**

083101040200	TUBO FFD NATURAL C/JUNT.TRAVADA VI 200	110.47
--------------	--	--------

TUBO FFD NATURAL C/JUNTA AUTOMAT.STAND.

08310101060	TUBO FERRO DUCTIL P/REDE AGUA 60	33.82
08310101080	TUBO FERRO DUCTIL P/REDE AGUA 80	36.73
08310101100	TUBO FERRO DUCTIL P/REDE AGUA 100	43.91
08310101125	TUBO FERRO DUCTIL P/REDE AGUA 125	53.90
08310101150	TUBO FERRO DUCTIL P/REDE AGUA 150	69.70
08310101200	TUBO FERRO DUCTIL P/REDE AGUA 200	87.66
08310101250	TUBO FERRO DUCTIL P/REDE AGUA 250	118.77
08310101300	TUBO FERRO DUCTIL P/REDE AGUA 300	145.72
08310101400	TUBO FERRO DUCTIL P/REDE AGUA 400	205.66
08310101500	TUBO FERRO DUCTIL P/REDE AGUA 500	282.59



TUBO E ACESSERIOS FL**TUBO FLANGEADO P/AG.RESIDUAIS**

0831300101502499	TUBO AG.RESID.150 C/2 FLANG.C/2160MM	388.39
------------------	--------------------------------------	--------

TUBO EM F.F.DUCTIL P**CAIXAS DE LIMPEZA**

08310209200	CAIXA DE LIMPEZA ESTANQUE DN 200	235.18
-------------	----------------------------------	--------

CURVAS 2 BOCAS 11°15(1/32) INTEG.C/JUNT

083102030080	CURVA 2 BOCAS 11.15(1/32) INTEG.JUNT.80	83.52
083102030100	CURVA 2 BOCAS 11.15(1/32) INTEG.JUNT.100	104.20
083102030200	CURVA 2 BOCAS 11.15(1/32) INTEG.JUNT.200	227.93

CURVAS 2 BOCAS 22°30(1/16) INTEG.C/JUNTA

083102040080	CURVA 2 BOCAS 22.30(1/16) INTEG.JUNT.80	80.27
083102040100	CURVA 2 BOCAS 22.30(1/16) INTEG.JUN.100	103.75
083102040150	CURVA 2 BOCAS 22.30(1/16) INTEG.JUN.150	155.48
083102040200	CURVA 2 BOCAS 22.30(1/16) INTEG.JUN.200	248.32
083102040400	CURVA 2 BOCAS 22.30(1/16) INTEG.JUN.400	683.43

CURVAS 2 BOCAS 45.(1/8) INTEGRAL C/JUNTA

083102050080	CURVA 2 BOCAS 45.(1/8) INTEG.JUNTA 80	102.27
083102050150	CURVA 2 BOCAS 45.(1/8) INTEG.JUNTA 150	185.48
083102050200	CURVA 2 BOCAS 45.(1/8) INTEG.JUNTA 200	275.34
083102050400	CURVA 2 BOCAS 45.(1/8) INTEG.JUNTA 400	787.57

CURVAS 2 BOCAS 90°(1/4)INTEG.C/JUNTA

083102060080	CURVA 2 BOCAS 90.(1/4) INTEG.JUNTA 80	107.23
083102060100	CURVA 2 BOCAS 90.(1/4) INTEG.JUNTA 100	131.02
083102060125	CURVA 2 BOCAS 90.(1/4) INTEG.JUNTA 125	176.34
083102060150	CURVA 2 BOCAS 90.(1/4) INTEG.JUNTA 150	218.00
083102060200	CURVA 2 BOCAS 90.(1/4) INTEG.JUNTA 200	325.00

LUBRIFICANTES P/ TUBO F.F.DUCTIL

08310210001	LATA PASTA LUBRIFICANTE TRANSLUCIDA 850G	10.71
-------------	--	-------

MANGAS SELAGEM INTEGRAL

083102020200	MANGA SELAGEM INTEG.C/JUNTA 200	99.20
083102020250	MANGA SELAGEM INTEG.C/JUNTA 250	145.80
083102020500	MANGA SELAGEM INTEG.C/JUNTA 500	439.23
083102020600	MANGA SELAGEM INTEG.C/JUNTA 600	570.00

TE 3 BOCAS J.AUT.INTEGRAL

08310207080080	TE 3 BOCAS J.AUT.INTEGRAL 80X80	149.05
08310207125100	TE 3 BOCAS J.AUT.INTEGRAL 125X100	195.68
08310207200200	TE 3 BOCAS J.AUT.INTEGRAL 200X200	405.95

TUBO F. F.E ACESS.P/TUBO INTEGRAL

08310201080	TUBO FERRO DUCTIL P/AGUAS RESIDUAIS 80	51.73
08310201100	TUBO FERRO DUCTIL P/AGUAS RESIDUAIS 100	56.15
08310201125	TUBO FERRO DUCTIL P/AGUAS RESIDUAIS 125	67.42
08310201150	TUBO FERRO DUCTIL P/AGUAS RESIDUAIS 150	77.83
08310201200	TUBO FERRO DUCTIL P/AGUAS RESIDUAIS 200	92.68
08310201250	TUBO FERRO DUCTIL P/AGUAS RESIDUAIS 250	121.89
08310201300	TUBO FERRO DUCTIL P/AGUAS REDIDUAIS 300	149.11
08310201400	TUBO FERRO DUCTIL P/AGUAS RESIDUAIS 400	207.16
08310201500	TUBO FERRO DUCTIL P/AGUAS RESIDUAIS 500	293.30
08310201600	TUBO FERRO DUCTIL P/AGUAS RESIDUAIS 600	370.18

TUBOS E ACESS.TOPAZ**TUBOS FFD P/AGUAS RESIDUAIS TOPAZ**

08311501075	TUBO FFD TOPAZ P/AGUAS RESIDUAIS DN75	25.07
08311501090	TUBO FFD TOPAZ P/AGUAS RESIDUAIS DN90	34.67
08311501110	TUBO FFD TOPAZ P/AGUAS RESIDUAIS DN110	40.05
08311501125	TUBO FFD TOPAZ P/AGUAS RESIDUAIS DN125	42.08
08311501140	TUBO FFD TOPAZ P/AGUAS RESIDUAIS DN140	56.98
08311501160	TUBO FFD TOPAZ P/AGUAS RESIDUAIS DN160	59.24



TUBOS E ACESSORIOS B**TES 2 BOCAS C/DERIVACAO FLANGEADA BLUTOP**

08311403110100	TE 2 BOCAS E DERIV.FLANG.BLUTOP 110/100	48.01
----------------	---	-------

TUBOS FFD BLUTOP P/REDE AGUA

08311401090	TUBO FFD BLUTOP P/REDE AGUA DN90	31.27
08311401110	TUBO FFD BLUTOP P/REDE AGUA DN110	27.00
08311401125	TUBO FFD BLUTOP P/REDE AGUA DN125	30.00

TUBOS F.F. FLANGEADO**TUBOS F.F. FLANGEADOS**

08311601125	TUBO F.F.D.FLANGEADO PN10 125	SobConsulta
08311601150	TUBO F.F.D.FLANGEADO 150 C/0,50MT	SobConsulta
08311601200	TUBO F.F.D.FLANGEADO PN10 200	SobConsulta
083116013002499	TUBO AGUA 300 C/2 FLANGES C/2000MM PN16	718.17
083116013003499	TUBO AGUA 300 C/2 FLANGES C/3500MM PN16	988.02
083116013005000	TUBO AGUA 300 C/2 FLANGES C/5000MM PN16	1050.2

VALV.E PECAS MONTAG**VALVULAS ASPIRAÇÃO PAMCHECK**

08312104200	VALVULA RETENCAO PE C/RALO GALV.PN10 200	2357.7
-------------	--	--------

VALVULAS F.F.DUCTIL**VALV.CUNHA FLANG.F.F.DUCTIL EURO 20/T21**

08310401050	VALV.CUNHA FLANG.F.F.EURO 20/T21 50	143.56
08310401080	VALV.CUNHA FLANG.F.F.EURO 20/T21 80	181.62
08310401100	VALV.CUNHA FLANG.F.F.EURO 20/T21 100	200.05

VALV.CUNHA FLANG.F.F.DUCTIL EURO 20/T23

08310402040	VALV.CUNHA FLANG.F.F.EURO 20/T23 40	130.47
08310402050	VALV.CUNHA FLANG.F.F.EURO 20/T23 50	139.61
08310402060	VALV.CUNHA FLANG.F.F.EURO 20/T23 60	166.19
08310402065	VALV.CUNHA FLANG.F.F.EURO 20/T23 65	166.19
08310402080	VALV.CUNHA FLANG.F.F.EURO 20/T23 80	176.03
08310402100	VALV.CUNHA FLANG.F.F.EURO 20/T23 100	191.19
08310402125	VALV.CUNHA FLANG.F.F.EURO 20/T23 125	283.62
08310402150	VALV.CUNHA FLANG.F.F.EURO 20/T23 150	332.47
08310402200	VALV.CUNHA FLANG.F.F.EURO 20/T23 200	657.98
08310402250	VALV.CUNHA FLANG.F.F.EURO 20/T23 250	1059.9
08310402300	VALV.CUNHA FLANG.F.F.EURO 20/T23 300	1741.7
08310402350	VALV.CUNHA FLANG.F.F.EURO 20/T23 350	1997.4
08310402400	VALV.CUNHA FLANG.F.F.EURO 20/T23 400	3739.5

VALV.CUNHA FLANG.F.F.DUCTIL GATEWAY

08310400050	VALVULA CUNHA FLANG.GATEWAY PN16 DN50	SobConsulta
08310400065	VALVULA CUNHA FLANG.GATEWAY PN16 DN65	SobConsulta
08310400080	VALVULA CUNHA FLANG.GATEWAY PN16 DN80	SobConsulta
08310400100	VALVULA CUNHA FLANG.GATEWAY PN16 DN100	SobConsulta
08310400125	VALVULA CUNHA FLANG.GATEWAY PN16 DN125	SobConsulta
08310400150	VALVULA CUNHA FLANG.GATEWAY PN16 DN150	SobConsulta
08310400200	VALV.CUNHA FLANG.GATEWAY PN10/16 DN200	SobConsulta
08310400250	VALV.CUNHA FLANG.GATEWAY PN10/16 DN250	SobConsulta
08310400300	VALV.CUNHA FLANG.GATEWAY PN10 DN300	SobConsulta

VALVULAS CUNHA BOCAS P/PE 20 NG BLUTOP

08310404090	VALV.CUNHA FFD EURO 20 NG BOCAS P/PE 90	265.47
-------------	---	--------

VALVULAS P/REDE AGUA**ESSES REGULAÇÃO MARCO INCENDIO EM ALTUR**

08311904080	ESSE REGUL.C/FLANGE ORIENT.80	169.41
08311904100	ESSE REGUL.C/FLANGE ORIENT.100	178.38
08311904150	ESSE REGUL.C/FLANGE ORIENT.150	338.84

FILTROS OBLIQUO POUNT-MOUSSON

08311905050	FILTRO OBLIQUO TAMIS DN050	147.20
08311905100	FILTRO OBLIQUO TAMIS DN100	398.77



RALO GALVANIZADO POUNT-MOUSSON

08311906100	RALO GALVANIZADO FLANG.DN100	144.03
-------------	------------------------------	--------

VALVULAS P/REDES DE**VALVULAS DE MARE P.-MOUSSON**

08312003010100	VALV.MARÉ KRK-R-O EM PE ORIFICIO RED.100	209.75
08312003010400	VALV.MARÉ KRK-R-O EM PE ORIFICIO RED.400	547.44
08312003010500	VALV.MARÉ KRK-R-O EM PE ORIFICIO RED.500	646.02
08312003010800	VALV.MARÉ KRK-R-O EM PE ORIFICIO RED.800	2099.6

VALVULAS REGULACAO**REDUTOR PRESSAO AJUSANTE C/COMAND.MEC.**

08310305050	VALV.RED.PRESSAO A JUZANTE C/COM.MEC.50	485.12
08310305080	VALV.RED.PRESSAO A JUZANTE C/COM.MEC.80	708.38
08310305100	VALV.RED.PRESSAO A JUZANTE C/COM.MEC.100	893.81
08310305125	VALV.RED.PRESSAO A JUZANTE C/COM.MEC.125	1806.3

VALVULA REDUTORA DE PRESSÃO P.-MOUSSON

083103010050	VALV. RED.PRESS.A JUZANTE 2115-00 DN 50	1692.7
083103010060	VALV. RED.PRESS.A JUZANTE 2115-00 DN 60	1745.3
083103010100	VALV. RED.PRESS.A JUZANTE 2115-00 DN100	2002.0

VALVULA REG.CAUDAL MOD.E2114 P.-MOUSSON

08310302080	VALV.REGULADORA DE CAUDAL E2114-00 DN80	2295.0
-------------	---	--------

VENTOSAS/PURGADORES**VENTOSA EM FFD TRIPLA FUNÇÃO MOD.ITALIA**

083112070080	VENTOSA TRIPLA FUNCAO 6000D F.F.80 PN10	429.33
--------------	---	--------

VENTOSA F.F. VENTEX (TRIPLA-FUNCAO)

083112030060	VENTOSA TRIPLA FUNC.VENTEX F.F.60 PN10	647.41
08311203150	VENTOSA TRIPLA FUNC.VENTEX F.F.150 PN16	1759.4

VENTOSAS EM FERRO FUNDIDO PURGEX PN10

08311202060	VENT./PURGADOR F.F.PN10 PURGEX DN60	439.99
-------------	-------------------------------------	--------

VENTOSAS EM FERRO FUNDIDO PURGEX PN16

08311201060	VENTOSA F.F.PN16 PURGEX DN60	439.99
-------------	------------------------------	--------

MATERIAL HAWLE**ADAPTADORES POLIACET****ADAPTADOR POLIACETAL P/PE FEMEA 6220**

08380502032	ADAPTADOR POLIACETAL FEM 6220 32-1	12.94
08380502050	ADAPTADOR POLIACETAL FEM 6220 50-11/2	27.26

ADAPTADOR POLIACETAL P/PE FEMEA 6221

08380503032	ADAPTADOR POLIACETAL 6221 F 32	17.21
08380503040	ADAPTADOR POLIACETAL 6221 F 40	18.79
08380503050	ADAPTADOR POLIACETAL 6221 F 50	32.15
08380503063	ADAPTADOR POLIACETAL 6221 F 63	43.00

ADAPTADOR POLIACETAL P/PE MACHO 6120

08380501032	ADAPTADOR POLIACETAL MACHO 6120 32-1	11.03
08380501050	ADAPTADOR POLIACETAL M P/PE 6120 50-11/2	33.92
08380501063	ADAPTADOR POLIACETAL MACHO 6120 63-2	33.45

CAIXAS DE CHAO HAWLE**CAIXA DE CHAO P/VALV.RAMAL**

083803011550	CX DE CHAO LEVE P/VALV. DE RAMAL 1550	21.65
--------------	---------------------------------------	-------

HASTES P/VALVULAS HA**HASTE RIGIDA P/VALV.RAMAL 9101**

083802019101	HASTE RÍG.P/VALV.RAMAL 9101 C/1MT 3/4-2"	34.28
--------------	--	-------

VALVULAS POLIACETAL**VALVULA ESQ.VERT.POLIACETAL S/ADAPT.3151**

08380107063050	VALVULA ESQ.POLIACETAL VERT.3151 2"-11/2	92.11
----------------	--	-------

VALVULA ESQUADRIA VERT.POLIACETAL 3150

08380108063032	VALV.ESQUAD.POLIACETAL VERT.3150 2"-32	93.35
08380108063040	VALV.ESQUAD.POLIACETAL VERT.3150 2"-40	104.69



08380108063050	VALV.ESQUAD.POLIACETAL VERT.3150 2"-50	105.58
08380108063063	VALV.ESQUAD.POLIACETAL VERT.3150 2"-63	114.09
VALVULA RAMAL POLIACETAL P/PE 2630		
08380101032	VALV.RAMAL POLIACETAL E.RAP.R.2630 1"-32	59.87
08380101050	VALV.RAMAL POLIACET.E.RAP.2630 11/2"-50	80.74
MATERIAL POLIMERO/PASSAVANT "ACO"		
ACESSORIOS PARA SEPA		
SECCAO TOPO P/SEPARADORES PEAD		
0849650100150200	SECCAO TOPO TAMP A B125 P/SEPARAD.PEAD HC	702.23
0849650600191102	ALARME NIVEL+MAXIMO P/SEP.GORD./HIDROC.	1826.2
CLARABOIAS ACO		
ACESSORIOS P/CLARABOIAS ACO		
08499006310060	VALV. ANTI-REFLUXO C/PROT.FOLHAS+ FECHO	58.20
CLARABOIAS EM PP C/PROFUNDIDADE 400MM		
0849900135611	CLARABOIA 1000X1300X400 C/GRELHA GALV.	241.38
ELEMENTO DE REALÇE P/CLARABOIA ACO		
08499005315901	ELEMENTO DE REALÇE PVC BR P/L=400MM	126.02
CNL B.POLI.XTRAD.100		
CANAIS ACO XTRADRAIN100 S/GRELHA		
08491002011044	CANAL ACO XTRADRAIN S/GRELHA H75 1000	SobConsulta
GRELHAS ACO XTRADRAIN 100		
08491003132710	GRELHA ACO COMPOS.P/CANAL XTRAD.B125 500	14.40
CNL B.POLIM.HEXALINE		
ACESSORIOS P/HEXALINE ACO		
08490903319287	CONJ.ACESSORIOS P/HEXALINE PP PRETO	9.26
08490903319560	CAIXA LIGACAO P/HEXALINE BRICKSLOT PRETO	18.27
CONJ.CANAL+GRELHA HEXALINE PP A15		
08490901319310	CANAL+GRELHA PP HEXALINE PRETO H=78 A15	20.73
08490901319313	CANAL PP +GRELHA GALV.HEXALINE H=78 A15	21.96
08490901319322	CANAL ACO HEXALINE 2.0 C/GRELHA CINZA	24.43
08490901319555	CANAL HEXALINE PRETO C/GRELHA BRICK.A15	26.58
CNL B.POLIM.SLIMLINE		
CONJ.CANAIS+GRELHAS ACO SLIMLINE		
08490801007110	00007110 CANAL SLIMLINE B125 C/1MT	38.78
08490801007194	00007194 CANAL INSP.SLIMLINE B125 C/0.5MT	98.03
CNL POLI.GAMA S S150		
CONJUNTOS CANAL + GRELHA S150		
08492101150511	CANAL+GRELHA ACO S150 H27 D400 1000MM	193.18
CNL POLI.GAMA S S300		
ACESSORIOS ACO GAMA S S300		
08492302005120	SUMIDOURO ACO S300 F900 DN200 0.0 COMPL.	598.38
CANAIS + GRELHAS ACO GAMA S S300		
08492301D04821	CANAL+GRELHA ACO S300 H40 D400 1000MM	350.12
08492301D04822	CANAL+GRELHA ACO S300 H45 D400 1000MM	380.95
08492301D04823	CANAL+GRELHA ACO S300 H50 D400 1000MM	390.22
08492301F04321	CANAL+GRELHA ACO S300 H40 F900 1000MM	454.18
08492301F04322	CANAL+GRELHA ACO S300 H45 F900 1000MM	480.63
08492301F04323	CANAL+GRELHA ACO S300 H50 F900 1000MM	488.55
CNL POLI.MONO.PD200V		
ACESSORIOS P/CANAL MONOBLOCK PD200V		
08492802010985	CANAL INSPEÇ.MONOBLOCK PD200V D400 50CM	171.13
08492802010987	SUMIDOURO SAIDA 150 PD200V D400 50CM	297.88
CANAL +GRELHA MONOBLOCK F900 RD200V		
08493101133130	CANAL+GRELHA MONOBLOCK RD200V H43 F900	216.37
CANAL DE INSPEÇÃO F900 RD200V		
08493102130017	CANAL INSPEÇ.C/GRELH.FF F900 RD200V H=53	455.26



08493102152014	CANAL MONOBLOCK RD200V ADAPT.10-20 H=43	SobConsulta
CONJ.CANAL+GRELHA ACO MONOBLOCK PD200V		
08492801010982	CANAL+GRELHA MONOBLOCK PD200V H32 D400	151.19
CNL POLI.MULTIL.V100		
ACESSORIOS P/CANAL V100		
0849170212391	SUMIDOURO DN100 C/50CM C/BAST.GALV.H=45	143.95
CANAL BETAO POLIMERO MULTILINE V100		
0849170101012330	CANAL ACO DRAIN V100 0.0 BAST.GALV.1000	SobConsulta
08491701012330	CANAL BETAO POLIMERO V100 E600 H15	63.04
GRELHAS P/CANAIAS V100		
0849170312671	GRELHA PASSARELA FFD P/V100 E600 C/50CM	34.62
CNL POLI.MULTIL.V150		
ACESSORIOS P/CANAIAS V150		
0849180300022150	SISTEMA ANTI-ROUBO P/GRELHA PASS.V150	2.61
CANAIAS ACO MULTILINE V150 E600		
0849180100012760	CANAL MULTILINE V150 H28.5 E600 B.GALV.1M	113.41
0849180100012770	CANAL MULTILINE V150 H31 E600 B.GALV.1MT	117.51
GRELHAS P/CANAIAS V150 E600		
0849180200013071	GRELHA PASSARELA FFD P/V150 E600 C/50CM	46.75
CNL POLI.MULTIL.V200		
ACESSORIOS P/CANAL ACO MULTILINE V200		
0849190300013192	SUMIDOURO ACO DRAIN V200 BAST.GALV.500	299.99
0849190300023219	TAMPAO UNIVERSAL MD200 SAIDA DN200	15.03
CANAIAS ACO MULTILINE V200 E600		
0849190100013130	CANAL ACO DRAIN V200S 0.0 BAST.GALV.1000	123.84
GRELHAS ACO MULTILINE V200		
0849190200013471	GRELHA ACO DRAIN PASSAR.FF V200 E600 500	61.73
CNL POLI.MULTIL.V300		
CANAIAS BETAO POLIMERO ACO MULTILINE V300		
0849200100013522	CANAL MULTILINE V300S 100CM H120 E600	148.52
0849200100013530	CANAL MULTILINE V300S 0.0 H38.5 E600	152.44
GRELHAS BETAO POLIM.ACO MULTILINE V300		
0849200200013821	GRELHA ENTRAM.GALVA V300 D/400 500MM	299.74
0849200200013871	GRELHA ACO DRAIN V300 FF CL.D/E600 500MM	124.23
CNL POLIM.MULTID.100		
CANAL BETAO POLIMERO ACO MD100		
08491302012321	CANAL BETAO POLIMERO MD100 D400 H10.0	42.59
08491302012323	CANAL BETAO POLIMERO MD100 D400 B.ALT.H8	38.70
08491302012327	CANAL BETAO POLIMERO MD100 BA D400 H6	69.68
08491302012340	CANAL BETAO POLIMERO MD100 D400 H17.5	64.89
08491302012350	CANAL BETAO POLIMERO MD100 D400 H20	70.50
08491302012352	CANAL BETAO POLIME.MD100 D400 H20 C/50CM	59.25
08491302012370	CANAL BETAO POLIMERO MD100 D400 H20.0	79.10
08491302023000	CANAL BETAO POLIMERO MD100 D400 H15	41.16
CONJ CANAL+ GRELHA ACO MULTIDRAIN 100		
08491301002019	CANAL+GRELHA MD100 FF PASSAR.C250 H15	77.19
08491301C0002025	CANAL+GRELHA 100 MULTIDRAIN PASS.D400	102.81
GRELHA P/CANAL MD100 ACO		
08491303012610	GRELHA ACO GALV.PASSARELA MD100 A15	15.14
08491303012670	GRELHA ACO FFD PASSARELA C250 50CM	18.02
08491303012676	GRELHA ACO FFD PASSARELA B125 50CM	17.78
08491303023408	GRELHA ACO FFD PASSARELA D400 50CM	30.83
08491303023460	GRELHA ACO GALV.BRICKSLOT MD100 C250 1MT	84.36
GRELHAS BRICKSLOT ACO		
08491304023462	GRELHA BRICKSLOT EXCENTRICA INSP.PV100	141.64
08491304023467	GRELHA BRICKSLOT EXCENT.INSP.D400 P/V100	165.62



CNL POLIM.MULTID.150**ACESSORIOS P/CANAL MD150**

0849140500023159	TAMPÃO UNIVERSAL MD150 P/TODAS AS ALT.	14.00
------------------	--	-------

CANAIS ACO MULTIDRAIN 150

0849140200023150	CANAL BETAO POLIM.ACO MD150 H21 0.0 D400	56.23
0849140201012721	CANAL MULTIDRAIN 150 BA 1000MM H120 D400	51.74

CONJ CANAL+ GRELHA ACO MULTIDRAIN 150

08491401C0002020	CANAL+GRELHA MD150 MULTIDRAIN PASS.C250	124.60
08491401C0002028	CANAL+GRELHA MD150 FF PASSAR.D400 H-21	150.99

GRELHAS ACO P/CANAIS MULTIDRAIN 150

0849140300013070	GRELHA ACO MD150 C250 FUNDICAO PASSARELA L500	34.19
0849140300023164	GRELHA ACO DRAIN P/V150 FF D400 500 MM	47.38
0849140300133609	GRELHA ACO MD150 ENTRAM.GALV.D400 1000	125.15

CNL POLIM.MULTID.200**ACESSORIOS P/CANAL MD200 ACO**

08491504013192	SUMIDOURO DN200 C/50CM E600 H=67	299.99
----------------	----------------------------------	--------

CANAL BETAO POLIMERO ACO MD200

0849150200332620	CANAL POLIMERO MD200 BA H18 D400 1000	55.09
0849150201013121	CANAL POLIMERO MD200 BA H12 D400 1000	57.35
08491502023210	CANAL BETAO POLIMERO MD200 D400 H26.5	74.84

CONJ CANAL+ GRELHA ACO MULTIDRAIN 200

08491501002022	CANAL+GRELHA MD200 FF PASSAR.C250 H26.5	154.71
08491501002031	CANAL+GRELHA MD200 FF PASSAR.D400 H26.5	206.91

GRELHA P/CANAL MD200 ACO

08491503013470	GRELHA P/CANAL MD200 FFD PASSARELA C250	39.93
08491503013471	GRELHA P/CANAL MD200 FFD PASSARELA E600	61.73
08491503023224	GRELHA P/CANAL MD200 FFD PASSARELA D400	66.04
08491503133621	GRELHA P/CANAL MD200 GALV.ENTRAM.D400	163.73

CNL POLIM.MULTID.300**CONJ.CANAL + GRELHA MULTIDRAIN 300**

08491601002158	CANAL+GRELHA MD300 FF PASSAR.C250 H21	261.62
08491601002159	CANAL+GRELHA MD300 FF PASSAR.D400 H21	298.72
0849160100303228	CANAL+GRELHA MD300 FF PASSAR.D400 H30	309.28

CNL.B.POLI.SPOR.N100**ACESSORIOS P/ N100 SPORT ACO**

08490503150090	CONJ.CAVILHA P/GRELHA A.GALV.N100 SPORT	2.76
----------------	---	------

CANALGAMA N100 SPORT ACO

08490501001659	CANAL DRENAGEM ACO N100 SPORT C250 1000	38.38
----------------	---	-------

GRELHAS GAMA N100 SPORT ACO

08490502031500	GRELHA PASSAR.GALV. ACO N100 SPORT A15	17.31
----------------	--	-------

CNL.B.POLI.SPOR.N150**CANAIS BETAO POLIMERO ACO SPORT N150**

0849060100000711	CANAL ACO DRAIN N150 S/GRELHA H22 1000MM	59.06
------------------	--	-------

GRELHAS P/CANAIS ACO SPORT N150

0849060200150078	GRELHA ENT.SELFT 200 100CM B125 M30X30	47.07
------------------	--	-------

CNL.B.POLIM.GALA 100**ACESSORIOS P/CANAIS GALA G100**

084904036309	CAVILHA P/GRELHA GALA 100 GALV.PASSARELA	1.98
--------------	--	------

CANAIS BETAO POLIMERO G100

084904016000	CANAL GALA G100 S/GRELHA C250 H=15	36.90
--------------	------------------------------------	-------

GRELHAS P/CANAL GALA G100

084904021640	GRELHA ACO GALV.PASSARELA G100 A15	14.34
084904026314	GRELHA GALA 100 L500 FF C250	20.83

CNL.B.POLIM.SELF 100**ACESSORIOS P/CANAL ACO SELF 100**

+351 244 800 160
+351 244 802 323



geral@canalcentro.pt
info@canalcentro.pt



R. do Bailadouro s/nº,
2410-211 Pousos



08490108001682	00001682 CESTO P/SUMIDOURO ACO	7.70
08490108304459	00304459 SUMID.SELF100 H9.5 S/GRELHA	57.99
08490108304461	00304461 SUMID.SELF100 C/GRELHA A15 GALV	73.46
08490108304470	TAMPAO UNIVERSAL P/SELF 100	13.48
08490108330050	ANTI-ROUBO P/GRELHA F.F.SELF 100	19.44
08490108400304	CONJ.BRICKSLOT INSPEÇÃO GALV.C250 H7.5	65.51
08490108400705	GRELHA BRICKSLOT "T" INOX L100 H7.5 C250	93.26
08490108400709	CONJ.GRELHA INSP.BRICKSLOT H7.5 50CM	109.83
CANAL + GRELHA ACO SELF 100 H=14.7		
08490105330040	CANAL+GRELHA SELF 100 GALV.A15 H14.5 1M	36.97
08490105330044	CANAL+GRELHA SELF 100 FF PASS.B125 H14.7	66.34
08490105330045	CANAL+GRELHA SELF 100 GALV.ENTB125 H14.7	74.24
CANAL + GRELHA ACO SELF 100 H=5.7		
08490101330000	CANAL+GRELHA SELF 100 GALV.PASSARELA A15	23.71
08490101330003	CANAL+GRELHA SELF 100 H5.5 ANTI-SALTO ALTO A15	152.13
08490101330004	CANAL+GRELHA SELF 100 FFD PASS.H5.5 B125	46.33
CANAL + GRELHA ACO SELF 100 H=9.7		
08490103038710	CANAL+GRELHA SELF 100 INOX ANTI-SALT.A15	152.71
0849010302838	CANAL+GRELHA SELF 100 F.F.PASSARELA B125	46.91
08490103303420	00303420 CANAL+GRELHA SELF 100 GALV.A15	24.28
08490103304445	CANAL+GRELHA SELF 100 PASSARELA INOX A15	93.84
08490103330022	CANAL+GRELHA SELF 100 GALV.ENTRAMAD B125	61.56
CANAL BETAO POLIMERO ACO S/GRELHA		
08490106302811	CANAL BETAO POLIMERO S/GRELHA H=9.7 B125	16.11
08490106332055	CANAL BETAO POLIMERO S/GRELHA H=5.5 B125	15.54
08490106332100	CANAL BETAO POLIMER.S/GRELHA H=14.5 B125	28.79
GRELHA P/CANAL ACO SELF 100		
08490107038512	GRELHA P/SELF 100 PASSARE.FUNDICAO B12	15.40
08490107038516	GRELHA P/SELF 100 PASSARELA GALVANIZ.A15	8.18
0849010710343	GRELHA P/SELF 100 PASSARELA INOX A15	75.47
08490107150070	GRELH.BRICKSLOT INOX T P/SELF100 H4 B125	76.43
08490107310307	GRELHA P/SELF 100 PASSAR.INOX 1000MM A15	77.73
08490107319250	GRELHA P/SELF 100 EM POLIPROPILENO A15	6.78
08490107400300	GRELHA BRICKSLOT GAL.P/SELF 100 C250 7.5	33.21
08490107400325	GRELHA BRICKSLOT GALV.P/SELF 100 B125	39.54
08490107415822	GRELHA BRICKSLOT GALV.EXC.P/SELF100 B125	65.17
08490107415823	GRELHA INSP SELF 100 L500 BRICKSLOT L H40 B125	91.32
08490107415826	GRELH.BRICKSLOT INOX L P/SELF100 H4 B125	102.40
08490107415829	GRELH.BRICKSLOT INOX L INSP.L=15 H4 B125	78.70
CNL.B.POLIM.SELF 200		
ACESSORIOS P/CANAL SELF 200		
08490204003651	CAVILHA P/GRELHA SELF 200 GALV.ENTRAMADA	2.00
08490204003652	CAVILHA P/GRELHA SELF 200 PASSARELA FUND	1.49
CANAL + GRELHA ACO SELF 200		
08490201150001	CANAL+GRELHA SELF 200 GALV.PASSA.A15 H15	52.87
08490201150003	CANAL+GRELHA SELF 200 FF PASSAR.B125 H15	85.46
08490201150004	CANAL+GRELHA SELF 200 FF PASSAR.C250 H15	98.00
08490201150005	CANAL+GRELHA SELF 200 GALV.ENTR.B125 H15	78.50
08490201150020	CANAL+GRELHA SELF 200 GALV.PASSA.A15 H8	49.31
08490201150022	CANAL+GRELHA SELF 200 FF PASSAR.B125 H8	83.48
08490201150023	CANAL+GRELHA SELF 200 FF PASSAR.C250 H8	96.03
08490201150024	CANAL+GRELHA SELF 200 ENTRA.GALV.B125 H8	76.55
CANAL ACO SELF 200		
08490202003598	CANAL SELF 200 S/GRELHA H=8	35.11
08490202150000	CANAL SELF 200 S/GRELHA H=15	37.09
GRELHAS P/CANAL SELF 200		
08490203003611	GRELHA P/SELF 200 FFD PASARELA 50CM B125	22.69
08490203150010	GRELHA P/SELF 200 GALV.PASSARELA A15	16.68



08490203150011	GRELHA P/SELF 200 GALV.ENTRAMADA B125	41.42
08490203332210	GRELHA P/SELF 200 PASSARELA FUND.C250	28.96
CNL.B.POLIM.SELF 300		
ACESSORIOS P/SELF 300		
08490303004242	CAVILHA P/GRELHA SELF 300	2.64
CANAL SELF 300		
08490301004231	CANAL SEM GRELHA SELF 300 C250	62.46
GRELHA P/SELF 300		
08490302004235	GRELHA FF PASSARELA P/SELF 300 C250	63.68
SEPARAD.GORDURAS LUP		
SEPARADOR GORDURAS LIPUMAX HDPE		
08496101NS101005	SEPARADOR GORDUR.HDPE LIPUMAX NS10/1005	SobConsulta
SEPARADORES DE HIDRO		
OLEOPATOR BYPASS-C--FST		
0849600810711301	SEPARADOR HIDROCARB.OLEOPATOR-C NS10 INOX	3061.3
08496008NS15150	SEPARADOR HIDROCARB.OLEOPASS-C NS15/150	21848
SEPARADOR HIDROCARB.OLEOPATOR-BYPASS-P		
08496002NS1010810	SEPARADOR HIDROCARB.OLEOPASS-P NS10/50	3372.3
08496002NS30950	SEPARADOR HIDROCARB.OLEOPASS-P NS3 ST950	SobConsulta
TAMPAS/GRELHAS/RALOS EM FERRO FUNDI		
RALOS EM FFD		
RALOS EM FERRO FUNDIDO C/VED.HID.H.L.		
08293020250	RALO EM F.FUND.C/VED.HID.250X250 REF.121	20.00
TAMPAS FFD RED.Q.ACO		
TAMPAS FFD QUADRADAS D400 ACO		
08291103202867	TAMPA F.F.QUAD.GUSS D400 50X50 ACO	86.42
08291103202868	TAMPA F.F.QUAD.GUSS D400 60X60 ACO	122.19
TAMPAS FFD QUADRADAS REBAIXADAS C250		
08291104201813	TAMPA F.F.QUAD.REBAIXADA C250 70X70 ACO	177.77
08291104201814	TAMPA F.F.REBAIXADA GUSS C250 60X60 ACO	167.48
TAMPAS FFD RED.D400 ACO H=10CM		
08291106201498	TAMPA FF RED.D400 60 C/DOBRAD.H100 ACO	153.51
TAMPAS FFD RED.D400 ACO H=7.5CM		
08291105150434	TAMPA FF RED.D400 60 C/DOBRAD.H75 ACO	149.12
TAMPAS PONT-A-MOUSSO		
GRELHAS ARTI. LUSOPAM C/ARO ANTI-ROUBO		
08290435075042C	GRELHA LUSOPAM C/ARO ANTI-R.250 ECSO63EF	138.42
GRELHAS P/CALEIRAS LONGITUDIONAIS D/TRAV		
08290433D750400	GRELHA AUTOLINEA P/CALEIRA D400 750X400	102.64
GRELHAS F.F. P/CALEIRAS LONGITUDINAIS PAM		
08290434075040D	GRELHA TRANSLINEA P/CALEIRA TRANSV.D400	148.27
08290434E7	LONGARINA P/GRELHAS AUTOL/TRANSL 750X90	26.20
SUMIDOUROS DE ABSORÇÃO SELECTA C250		
0829044002	SUMIDOURO SELECTA MAXI P.T2 750X640 C250	562.58
0829044003	SUMIDOURO SELECTA MAXI P.A 750X640 C250	540.08
08290440610570TF	SUMIDOURO SELECTA 500 610X570 PERFIL 2	223.94
TAMPAS NR1 D400 POUNT-A-MOUSSON		
0829042101	TAMPA RECT.D400 NR1 A2 750X600 PAM	341.55
0829042102	TAMPA RECT.D400 NR2 A3 1200X750 PAM	826.19
0829042103	TAMPA RECT.D400 NR3 A4 1500X750 PAM	893.36
TAMPAS QUAD.B125 FECHO P.MOUSSON AKSESS		
082904092222	TAMPA QUAD.B125 AKSESS C/FECHO 31X31	64.14
082904093030	TAMPA QUAD.B125 AKSESS C/FECHO 41X41	70.78
082904093535	TAMPA QUAD.B125 AKSESS C/FECHO 46X46	95.52
082904094040	TAMPA QUAD.B125 AKSESS C/FECHO 51X51	104.95



082904094545	TAMPA QUAD.B125 AKSESS C/FECHO 55X58	176.91
082904094560	TAMPA QUAD.B125 AKSESS C/FECHO 56X71	216.25
082904095050	TAMPA QUAD.B125 AKSESS C/FECHO 61X61	160.00
082904096060	TAMPA QUAD.B125 AKSESS C/FECHO 71X71	220.51
082904097070	TAMPA QUAD.B125 AKSESS C/FECHO 82X82	276.79

TAMPAS QUAD.B125 P.A-MOUSSON AKSESS

082904102222	TAMPA QUAD.B125 AKSESS 31X31	28.16
082904103030	TAMPA QUAD.B125 AKSESS 41X41	40.50
082904103535	TAMPA QUAD.B125 AKSESS 46X46	57.57
082904104040	TAMPA QUAD.B125 AKSESS 51X51	72.04
082904104545	TAMPA QUAD.B125 AKSESS 55X58	149.39
082904104560	TAMPA QUAD.B125 AKSESS 56X71	132.61
082904105050	TAMPA QUAD.B125 AKSESS 61X61	116.93
082904106060	TAMPA QUAD.B125 AKSESS 71X71	179.85
082904107070	TAMPA QUAD.B125 AKSESS 82X82	234.85

TAMPAS QUAD.B125 P/PASSEIOS P.A-MOUSSON

082904262525	TAMPA C/ARO QUAD.B125 P/PASSEIO 25X25	31.28
082904263030	TAMPA C/ARO QUAD.B125 P/PASSEIO 30X30	23.96
082904264040	TAMPA C/ARO QUAD.B125 P/PASSEIO 40X40	40.50
082904265050	TAMPA C/ARO QUAD.B125 P/PASSEIO 50X50	70.07
082904266060	TAMPA C/ARO QUAD.B125 P/PASSEIO 60X60	102.38
082904267070	TAMPA C/ARO QUAD.B125 P/PASSEIO 70X70	151.54
082904268080	TAMPA C/ARO QUAD.B125 P/PASSEIO 80X80	204.85

TAMPAS QUAD.C250 P.A-MOUSSON PARXESS

082904113030	TAMPA QUAD.PARXESS C250 30X30	74.12
082904114040	TAMPA QUAD.PARXESS C250 40X40	100.54
082904115050	TAMPA QUAD.PARXESS C250 50X50	170.55
082904116060	TAMPA QUAD.PARXESS C250 60X60	223.71

TAMPAS RED.B125 H.P/PASSEIOS P.MOUSSON

08290428025	TAMPA RED.C/ VED.HIDR.B125 P/PASSEIO 25	43.39
08290428034	TAMPA RED.C/ VED.HIDR.B125 P/PASSEIO 34	53.97
08290428040	TAMPA RED.C/ VED.HIDR.B125 P/PASSEIO 40	82.31
08290428060	TAMPA RED.C/ VED.HIDR.B125 P/PASSEIO 60	197.26

TAMPAS RED.B125 P/PASSEIOS P.A-MOUSSON

08290425035	TAMPA RED.B125 P/PASSEIO 35 AB.UTIL	65.77
08290425060	TAMPA RED.B125 P/PASSEIO 60 AB.UTIL	150.91

TAMPAS RED.P.-A-MOUSSON D400 PAMREX

0829040380	TAMPA FF RED.PAMREX D400 80	759.20
------------	-----------------------------	--------

TAMPAS RED.PONT-A-MOUSSON D400 REXEL

08290405C10	KIT ANTI-ROUBO AÇO GALV.S/CHAVE P/REXESS	13.60
08290405C14	KIT ANTI-ROUBO P/RAMPX 800 S/CHAVE PENT	26.92
08290405C83	PATILHA ANTI-ROUBO P/TAMPA REXESS	3.20

TAMPAS RED.PONT-A-MOUSSON D400 REXESS

0829040660A	TAMPA RED.REXESS D400 60 - AGUAS	183.60
0829040660E	TAMPA RED.REXESS D400 60 - SANEAMENTO	183.60
0829040660P	TAMPA RED.REXESS D400 60 - PLUVIAIS	183.60

TAMPAS RED.PONT-A-MOUSSON F900

0829040160E	TAMPA F.F.URBAMAX F900 60 ELECTRIC.	358.80
-------------	-------------------------------------	--------

TAMPAS RED./QUAD.CAP**ARO P/GRELHA FFD CAP**

082906510500250	ARO P/GRELHA FFD 50X25X2.5 CAP	17.00
082906511000200	ARO P/GRELHA FFD 100X20X2.5 CAP	19.00
082906511000250	ARO P/GRELHA FFD 100X25X2.5 CAP	20.00
082906511000300	ARO P/GRELHA FFD 100X30X2.5 CAP	23.00

GRELHAS FFD ANTI-ROUBO CAP

0829064356033025C	GRELHA SUMID.FFD 555X320X40 ANTI-RO.C250	49.00
0829064362028025C	GRELHA SUMID.FFD 63X28X40 ANTI-RO.C250	45.00



+351 244 800 160
+351 244 802 323



geral@canalcentro.pt
info@canalcentro.pt



R. do Bailadouro s/nº,
2410-211 Pousos



08290643D555320	GRELHA SUMID.FFD 555X320X80 ANTI-RO.D400	68.00
08290643D706380	GRELHA SUMID.FFD 706X380X80 ANTI-RO.D400	90.00
GRELHAS FFD S/ARO C250 CAP		
08290650500123	GRELHA FFD D400 S/ARO 50X12.3X20 CAP	15.00
08290650500188	GRELHA FFD D400 S/ARO 50X18.8X3 CAP	25.00
08290650500240	GRELHA FFD D400 S/ARO 50X24X3 CAP	30.00
08290650500300	GRELHA FFD D400 S/ARO 50X30X2 CAP	40.00
GRELHAS QUADRADAS FFD CAP		
08290644040040	GRELHA SUMID.QUADRADA FFD 40X40 C250 CAP	45.00
08290644050050	GRELHA SUMID.QUADRADA FFD 50X50 C250 CAP	75.00
08290644060060	GRELHA SUMID.QUADRADA FFD 60X60 C250 CAP	95.00
GRELHAS SUMIDOURAS REDONDAS CAP		
08290641600D	GRELHA SUMID.FFD REDONDA D400 60 CAP	150.00
SUMIDOUROS SIFONICOS CAP		
08290655927011	RALO PAVIMENTO F.F.SIF.200X200 SAIDA 75	30.00
TAMPA FFD RECTANGULAR REB. NR B125		
082906190750600	TAMPA FF RECT.P/ENCHIM.NR1 750X600 B125	210.00
082906191200750	TAMPA FF RECT.P/ENCHIM.NR2 1200X750 B125	360.00
TAMPAS FFD QUAD.RASAS DOURO B125 CAP		
082906074040	TAMPA FFD QUAD.RASA DOURO B125 40X40 CAP	24.00
082906075050	TAMPA FFD QUAD.RASA DOURO B125 50X50 CAP	40.00
082906076060	TAMPA FFD QUAD.RASA DOURO B125 60X60 CAP	62.00
082906076060AP	TAMPA FFD RASA DOURO B125 60X60 A.PLUV.C	62.00
082906076060EL	TAMPA FFD RASA DOURO B125 60X60 ELECT.C	62.00
082906076060S	TAMPA FFD RASA DOURO B125 60X60 SANEAM.C	62.00
082906077070	TAMPA FFD QUAD.RASA DOURO B125 70X70 CAP	105.00
082906078080EL	TAMPA FFD RASA DOURO B125 80X80 ELECT.C	145.00
TAMPAS FFD QUAD.RASAS PARK C250 CAP		
082906084040	TAMPA FFD QUAD.RASA PARK C250 40X40 CAP	39.00
082906085050	TAMPA FFD QUAD.RASA PARK C250 50X50 CAP	68.00
082906086060	TAMPA FFD QUAD.RASA PARK C250 60X60 CAP	98.00
082906087070	TAMPA FFD QUAD.RASA PARK C250 70X70 CAP	139.00
TAMPAS FFD QUAD.RASAS TRAFFIC D400 CAP		
08290609100100EL	TAMPA FFD Q.RASA TRAFFI.D400 100X100EL	420.00
08290609110110	TAMPA FFD Q.RASA TRAFFI.D400 110X110	550.00
082906095050	TAMPA FFD QUAD.RASA TRAFI D400 50X50 CAP	88.00
082906095050T	TAMPA FFD QUAD.TRAF.D400 50X50 TELEC.CAP	88.00
082906096060	TAMPA FFD QUAD.RASA TRAFI D400 60X60 CAP	129.00
082906096060AP	TAMPA FFD QUAD.TRAFI D400 60X60 AG.PLUV.	129.00
082906096060S	TAMPA FFD QUAD.RASA TRAFI D400 60X60 SANEAM.	129.00
082906097070	TAMPA FFD QUAD.RASA TRAFI D400 70X70 CAP	180.00
082906098080	TAMPA FFD QUAD.RASA TRAFI D400 80X80 CAP	250.00
082906098080EL	TAMPA FFD RASA TRAFI D400 80X80 ELECT.C	250.00
082906099090EL	TAMPA FFD QUAD.RASA TRAFI D400 90X90 CAP	325.00
TAMPAS FFD QUAD.REBAIXADAS A15 PORTUS		
082906106060K	TAMPA FFD QUAD.SP400 60X60 400KN	105.00
082906106060KAP	TAMPA FFD QUAD.SP400 60X60 400KN AG.PLUV	105.00
082906106060KEL	TAMPA FFD QUAD.SP400 60X60 400KN ELET.	105.00
082906106060KS	TAMPA FFD QUAD.SP400 60X60 400KN SAN.	105.00
TAMPAS FFD QUAD.REBAIXADAS B125 BASSALTO		
082906145050	TAMPA FFD QUAD.REB.B125 50X50 BASALTO CA	70.00
TAMPAS FFD QUAD.REBAIXADAS B125 PORTUS		
082906114040	TAMPA FFD QUAD.REB.B125 PORTUS 40X40 CAP	45.00
082906115050	TAMPA FFD QUAD.REB.B125 PORTUS 50X50 CAP	56.00
082906116060	TAMPA FFD QUAD.REB.B125 PORTUS 60X60 CAP	72.00
082906117070	TAMPA FFD QUAD.REB.B125 PORTUS 70X70 CAP	110.00
TAMPAS FFD QUAD.REBAIXADAS C250 BASSALTO		



082906155050	TAMPA FFD QUAD.REB.C250 50X50 BASALTO CA	85.00
082906156060	TAMPA FFD QUAD.REB.C250 60X60 BASALTO CA	120.00

TAMPAS FFD RECTANGULARES NR CAP

0829061607500600	TAMPA FFD RECTANG.NR1 D400 750X600 CAP	310.00
0829061607500600CV	TAMPA FFD RECTANG.NR1 D400 750X600 TELEC.CVM CAP	310.00
0829061612000750	TAMPA FFD RECTANG.NR2 D400 1200X750 CAP	575.00
0829061615000750	TAMPA FFD RECTANG.NR3 D400 1500X750 CAP	635.00

TAMPAS FFD REDONDAS C/ARO B125 CAP

08290602050AP	TAMPA FFD RED.B125 C/ARO 50 AG.PLUV.CAP	64.00
08290602050F	TAMPA FFD RED.B125 C/ARO 50 CAP	64.00
08290602050S	TAMPA FFD RED.B125 C/ARO 50 SAN. CAP	64.00
08290602055AP	TAMPA FFD RED.B125 C/ARO 55 A.PLUV.CAP	70.00
08290602055S	TAMPA FFD RED.B125 C/ARO 55 SAN.CAP	70.00
08290602060F	TAMPA FFD RED.B125 C/ARO 60 CAP	85.00
08290602060FAP	TAMPA FFD RED.B125 C/ARO 60 AG.PLUV.CAP	85.00
08290602060FE	TAMPA FFD RED.B125 C/ARO 60 ELETRIC.CAP	85.00
08290602060FES	TAMPA FFD RED.B125 C/ARO 60 ESGOTOS CAP	85.00
08290602060FES	TAMPA FFD RED.B125 C/ARO 60 SANEAM.CAP	85.00
08290602060FT	TAMPA FFD RED.B125 C/ARO 60 TELEC.CAP	85.00

TAMPAS FFD REDONDAS C/ARO C250 CAP

08290603D050S	TAMPA FFD RED.C250 C/ARO 50 SANEAM.CAP	78.00
---------------	--	-------

TAMPAS FFD REDONDAS C/ARO D400 EASYFLEX

0829060460EFAP	TAMPA FFD RED.EASYFLEX D400 60 PLUV.CAP	149.00
0829060460EFEL	TAMPA FFD RED.EASYFLEX D400 60 ELECT.CAP	149.00
0829060460EFS	TAMPA FFD RED.EASYFLEX D400 60 SANEAM.CAP	149.00
0829060460EFT	TAMPA FFD RED.EASYFLEX D400 60 TELEC.CAP	149.00
0829060460RF600	TAMPA FFD RED.RF600 D400 60 A.PLUV.CAP	115.00
0829060460RF600S	TAMPA FFD RED.RF600 D400 60 SANEAM.CAP	115.00
0829060460RL600S	TAMPA FFD RED.RL600 D400 60 SANEAM.CAP	95.00

TAMPAS FFD REDONDAS C/ARO D400 FLEXUS

08290605550EL	TAMPA FFD RED.FLEXUS D400 55 ELECT.CAP	122.00
08290605600	TAMPA FFD RED.FLEXUS D400 60 CAP	128.00
08290605600AP	TAMPA FFD RED.FLEXUS D400 60 AG.PLUV.CAP	128.00
08290605600E	TAMPA FFD RED.FLEXUS D400 60 ESGOT.CAP	128.00
08290605600EL	TAMPA FFD RED.FLEXUS D400 60 ELECT.CAP	128.00
08290605600S	TAMPA FFD RED.FLEXUS D400 60 SAN.CMS CAP	128.00

TAMPAS FFD RETANGULARES NR B125 CAP

082906180750600	TAMPA FFD NR1 B125 750X600 TELEC.CAP	150.00
082906180750600E	TAMPA FFD NR1 B125 750X600 ELETR.CAP	150.00
082906181200750	TAMPA FFD NR2 B125 1200X750 TELEC.CAP	265.00
082906181200750E	TAMPA FFD NR2 B125 1200X750 ELETR.CAP	265.00
082906181500750	TAMPA FFD RECTANG.NR3 B125 1500X750 CAP	330.00

TAMPAS RED.QUAD.COF**GRELHAS F.F.QUAD.C/ARO COF**

0829034160D075	T.+GRELHA QUAD.D400 60X60 6102/2121 COF	132.73
0829034160D100	T.+GRELHA QUAD.F.F.D400 60X60 6102 COF	149.09

GRELHAS PROTETORA P/ARVORES

08290340125	TAMPA F.F. B-125 40 COF	35.27
-------------	-------------------------	-------

GRELHAS RED.C/ARO COF

0829033860D075	TAMPA+GRELHA RED.F.D400 60 6101/1121 COF	121.64
0829033860D100	TAMPA+GRELHA RED.F.F.D400 60 6101 COF	135.64

TAMPAS QUAD.F.F.REBAIXADA B125 COF

082903144141	TAMPA QUAD.REB.FF B125 40X40 3408 COF	56.36
082903145050	TAMPA QUAD.REB.FF B125 50X50 3406 COF	80.00
082903146060	TAMPA QUAD.REB.F.F.60X60 3407 COF	102.00
082903146060T	TAMPA QUAD.REB.F.F.60X60 3407 TELEC.COF	102.00

TAMPAS QUAD.F.F.REBAIXADA NORMAL COF

082903133030	TAMPA F.F.QUAD.REB.A-15 30X30 3301 COF	36.55
082903134040	TAMPA F.F.QUAD.REB.A-15 40X40 3302 COF	39.45
082903135050	TAMPA F.F.QUAD.REB.A-15 50X50 3303 COF	50.00
082903136060	TAMPA F.F.QUAD.REB.A-15 60X60 3305 COF	80.91
TAMPAS RED.F.F.B125 QUADRADAS COF		
082903106060AP	TAMPA QUAD.F.F.B125 60X60 3147 PLUV.CO	68.00
082903106060S	TAMPA QUAD.F.F.B125 60X60 3147 SANEAM COF	68.00
TAMPAS RED.F.F.C250 QUADRADAS COF		
082903115050	TAMPA QUAD.F.F.50X50 3123 COF	90.11
082903115050AP	TAMPA QUAD.F.F.50X50 3123 PLUV.COF	90.11
082903115050S	TAMPA QUAD.F.F.50X50 3123 SANEAM.COF	90.11
082903116060	TAMPA QUAD.F.F.60X60 3186/3137 COF	111.17
082903116060AP	TAMPA QUAD.F.F.60X60 3186/3137 PLUV.COF	111.17
082903116060E	TAMPA QUAD.F.F.60X60 3186/3137 ESG.COF	111.17
082903116060J	TAMPA QUAD.F.F.60X60 C/JUNTA 3186 COF	SobConsulta
082903116060S	TAMPA QUAD.F.F.60X60 3186/3137 SAN.COF	111.17
TAMPAS RED.F.F.D400KN COF.		
0829030955C	TAMPA F.F.RED.D400KN 55 1138 CARRER COF	92.00
0829030955CS	TAMPA F.F.RED.D400KN 55 1138 SANEAM.COF	92.00
TAMPAS RED.QUAD.FAB		
ACESSORIOS P/MATERIAL EM COMPOSITO		
0829022801	CHAVE P/TAMPA COMPOSITO KP-R1	6.60
BANCOS		
08290287C01	BANCO PLAZA REAL MOD.C-01	218.11
08290287C1001	BANCO MINIM MOD.C-1001	1054.6
08290287C1002OX	BANCO ZENIT MOD.PATA OXIRON C1002-106-OX	SobConsulta
08290287C114	BANCO TIPO PERPIGNAN C-114	SobConsulta
CAIXAS SIFONICAS+GRELHA FAB		
08290251A22	CAIXA SIFONICA EM PP A22 FAB	21.82
08290251A23	CAIXA SIFONICA EM PP A23 FAB	40.00
08290251B31D	GRELHA P/CX.SIF. F.F.50X26X4 B-31D FAB	24.60
08290251D3A	GRELHA P/CX.SIF.F.F.84X34X4 D-3A FAB	42.49
CANAL POLIPROPILENO+ GRELHA FFD C250		
08290249PU150	CANAL POLIPROPI. 780X155+GRELHA FF C250	34.05
08290249PU200	CANAL POLIPROPI. 755X200+GRELHA FF C250	43.20
08290249PU300	CANAL POLIPROPI. 750X300+GRELHA FF C250	71.85
CANAL+GRELHA FERRO FUNDIDO FAB		
08290250U150	CANAL+GRELH F.F.755X140 D400 F.U-150F-75	57.40
08290250U150Z	CANAL+GRELHA FF.750X130 D400 U-150F-75Z	44.65
08290250U200	CANAL+GRELH F.F.755X190 D400 F.U-200-F75	81.05
08290250U200Z	CANAL+GRELHA FF 750X200 D400 U-200-F75Z	67.00
08290250U300	CANAL+GRELH F.F.758X300 D400 F.U-300F-75	138.50
08290250U300Z	CANAL+GRELHA FF 750X300 D400 U-300F-75Z	108.40
FONTES		
08290286C10	FONTE ROMANTICA MOD.C-10 1GRIFO	393.73
08290286C15	FONTE VENDOME SIMPLES MOD.C-15	454.55
08290286G10	GRIFO P/FONTE ROMANT.PULIDA	SobConsulta
GRELHAS PROTETORAS P/ARVORES FAB		
08290240C47	GRELHA PROT.P/ARVORE REDOND.1200MM C-47	181.04
08290240C47A	GRELHA PROT.P/ARVORE ALCORQUES C-47A	175.95
08290240C48	GRELHA PROT.P/ARVORE QUADRAD.1000MM C-48	106.07
08290240C49H	GRELHA PROT.P/ARVORE QUADRAD. C-49H	190.91
08290240I300	GRELHA PROTEC.TIPO IMPU 100X100 I-300	100.80
GRELHAS QUADRADAS ANTI-ROUBO FAB		
082902433333	GRELHA QUAD.A-R 33X33X3 C250 D-12 FAB	23.45
082902434343	GRELHA QUAD.A-R 43X43X3.5 C250 D-12A FAB	40.64
082902435252	GRELHA QUAD.A-R 52X52X3.5 C250 D-12C FAB	69.55



082902435952D	GRELHA QUAD.A-R 59X52X10 D400 D-12AB FAB	112.04
082902436262	GRELHA QUAD.A-R 62X62X3.5 C250 D-12B FAB	136.36
GRELHAS QUADRADAS C/ARO FAB		
08290241D81	GRELHA F.F.QUAD.85X85 D-81 FAB	136.42
GRELHAS RED.C/ARO FAB		
08290238D80	TAMPA+GRELHA RED.F.F.60 D400 D-80 FAB	157.13
GRELHAS RETANG..ANTI-ROUBO FAB		
08290236B19AD	GRELHA F.A-ROUBO 57X38X3 C250 B-19AD FAB	51.47
08290236B19D	GRELHA F.A-ROUBO 66X32X4 C250 SENA B-19D FAB	51.47
08290236B31D	GRELHA F.A-ROUBO 50X26X4 C250 B31D FAB	29.80
08290236B3AD	GRELHA F.A-ROUBO 80X34X4 C250 B-3AD FAB	SobConsulta
08290236D20AV	GRELHA F.A-ROUBO 54X26X7 C250 D-20AV FAB	SobConsulta
08290236D3A	GRELHA F.A-R.IMP 84X34X4 C250 D-3A FAB	52.85
08290236D3AV	GRELHA F.A-ROUBO 84X34X7 C250 D-3AV FAB	78.27
08290236D3B	GRELHA F.A-ROUBO 79X35X3.5 C250 D-3B FAB	SobConsulta
08290236D4A	GRELHA F.A-ROUBO 650X330 D400KN D-4A FAB	86.24
08290236D4AD	GRELHA F.A-ROUBO 650X330 D400 D-4AD FAB	86.24
08290236D98	GRELHA F.A-ROUBO 72X42X4 C250 OPORTO D98 FAB	67.73
08290236PO10	GRELHA ANTI-ROUBO C250 700X396 FAB PO10	73.15
08290236PO20	GRELHA ANTI-ROUBO C250 620X272 FAB PO20	40.64
GRELHAS RETANG.S/ARO FAB		
08290235B30AD	GRELHA F.RECT.985X495X7 D400 B-30AD FAB	158.44
08290235B30C	GRELHA F.RECT.495X345X4 C250 B-30C FAB	SobConsulta
08290235B30D	GRELHA F.RECT.750X495X4 C250 B-30D FAB	102.93
08290235B30F	GRELHA F.RECT.600X300X35 C250 B-30F FAB	SobConsulta
08290235B30ID	GRELHA F.RECT.700X380X55 C250 B-30ID FAB	83.45
08290235B37D	GRELHA F.RECT.440X180X3 C250 B-37D FAB	SobConsulta
08290235D05	GRELHA F.RECT.750X200X27 C250 D5 FAB	24.38
08290235D06	GRELHA F.RECT.750X250X27 C250 D6 FAB	37.93
08290235D07	GRELHA F.RECT.750X300X27 C250 D7 FAB	51.47
08290235D08	GRELHA F.RECT.750X350X27 C250 D8 FAB	67.73
08290235D09	GRELHA F.RECT.750X400X27 C250 D9 FAB	75.85
08290235D10	GRELHA F.RECT.750X500X27 C250 D10 FAB	116.49
08290235D11	GRELHA F.RECT.750X600X27 C250 D11 FAB	152.72
PAPELEIRAS		
08290288C20	PAPELEIRA VALLADOLID MOD.C-20	152.73
08290288C21C	PAPELEIRA CERDANYOLA MOD.C-21C	130.91
08290288C23G	PAP.BARCELONA PARA ATORNILLAR C-23G	SobConsulta
08290288C23X	PAPELEIRA BARCELONA MOD.C-23 INOX	207.13
PILARES		
08290285C43	PILAR TIPO BARCELONA 92 C-43	34.91
08290285C44	PILAR ESFERA 400mm FFD C/PINT.PRT C-44	121.52
08290285C44A	PILAR ESFERA C-44A	52.47
08290285C45A	PILAR VALENCIA ANTIGA C-45A	SobConsulta
08290285C45AP	PILAR VALENCIA ANTIGA C-45AP	29.09
08290285C502	PILAR TIPO TUBO i 14X100 CM	33.64
SUMIDOURO DE ABSORÇÃO P/LANCIL FAB		
0829024501D34	SUMIDOURO FFD DE LANCIL 547x500 D-34 FAB	SobConsulta
SUMIDOUROS SIFONICOS F.F. FAB		
08290255B52	SUMIDOURO SIFONAD.B-52 15X15 C/50MM FAB	12.20
08290255B53	SUMIDOURO SIFONADO B-53 20X20 C/63MM FAB	17.00
08290255B54	SUMIDOURO SIFONADO B-54 25X25 C/80MM FAB	25.10
08290255B55	SUMIDOURO SIFONAD.B-55 30X30 C/105MM FAB	34.00
08290255B55A	SUMIDOURO SIFONA.B-55A 40X40 C/120MM FAB	77.00
SUPORTES P/BICICLETAS		
08290280A04	SUPORTE P/BIKE COPENHAGUEM A-04	227.27
08290280A1	SUPORTE P/BIKE HOLANDA A-1	265.07
08290280PA03	SUPORTE P/BIKE ONA P-A-03	116.15



TAMPAS COMPOSITO FABREKOMPO B-125

08290225045045	TAMPA COMPOSITO QUAD.B125 45X45 FAB	60.37
08290225050050	TAMPA C/ARO COMPOSITO B125 KP-D-16 50X50	78.87
08290225060060	TAMPA C/ARO COMPOSITO B125 KP-D-17 60X60	116.19
08290225100100	TAMPA+ARO COMPOSITO B125 KP-D-19 100X100	356.36
08290225135084	TAMPA+A COMPOSITO B125 KP-FO-4P 1350X840	484.30

TAMPAS COMPOSITO FABREKOMPO D-400

08290227060	TAMPA C/ARO COMPOSITO D400 KP-R-1 600	254.32
-------------	---------------------------------------	--------

TAMPAS F.F.D400 TELECOMUNICAÇÕES FAB

08290221A2	TAMPA F.F.RECTANGULAR 1760X735 A-2 D400	371.50
08290221F02	TAMPA QUAD.D400 88X88 TELECOM FAB	418.80
08290221F04	TAMPA RECT.D400 1650X88 TELECOM FAB	743.00
08290221FO4P	TAMPA RECT.D400 1345X925 TELECOM FAB	685.60
08290221NR1	NR-1-D400 CJT.2TAMP.NR D400 TELECOMUNIC.	309.30
08290221NR1B125	NR-1-B125 CJT.2TAMP.NR B125 TELECOMUNIC.	150.94
08290221NR2	NR-2-D400 CJT.4TAMP.NR D400 TELECOMUNIC.	561.20
08290221NR2B125	NR-2-B125 CJT.4TAMP.NR B125 TELECOMUNIC.	249.05

TAMPAS FF REDONDAS C/ARO QUADRADO F900 FAB

0829020860	TAMPA FF RED.C/ARO QUAD.60 R-2 F900 FAB	324.23
------------	---	--------

TAMPAS QUADRADAS F.F. C400 FAB

08290218100100	TAMPA F.F.QUAD.D400 100X100 D19/2 FAB	520.10
08290218110110	TAMPA FF QUAD.D400 110X110 D19/3 FAB	607.92
08290218110110AP	TAMPA FF QUAD.D400 110X110 D19/3 PL.FAB	607.92
08290218110110S	TAMPA FF QUAD.D400 110X110 D19/3 SAN.FAB	607.92
08290218110110Z	TAMPA F.F.QUAD.D400Z 110X110 D17 FAB	525.50
08290218120120	TAMPA FF QUAD.D400 120X120 D19/4 FAB	702.50
082902184040	TAMPA F.F.QUAD.D400 40X40 D15/D400 FAB	70.92
082902184040AP	TAMPA F.F.QUAD.D400 40X40 D15 AG.PLUV. F	70.92
082902184040S	TAMPA F.F.QUAD.D400 40X40 D15 SANEAM.FAB	70.92
082902184040T	TAMPA F.F.QUAD.D400 40X40 D-15 TELEC.FAB	70.92
082902184040TCVM	TAMPA FF QUAD.D400 40X40 D-15 TE. CVM FAB	70.92
082902185050	TAMPA F.F.QUAD.D400 50X50 D16/D400 FAB	104.70
082902185050A	TAMPA FF QUAD.D400 50X50 D16/D400 AG FAB	104.70
082902185050AP	TAMPA F.F.QUAD.D400 50X50 D16AG.PLUV.FAB	104.70
082902185050EL	TAMPA F.F.QUAD.D400 50X50 D16 ELECT.FAB.	104.70
082902185050S	TAMPA F.F.QUAD.D400 50X50 D16SANEAM.FAB	104.70
082902185050T	TAMPA F.F.QUAD.D400 50X50 D16 TELEC.FAB.	104.70
082902185050Z	TAMPA F.F.QUAD.D400Z 50X50 D16 FAB	94.08
082902185555EL	TAMPA FF.QUAD.D400 55X55 D17 Z ELECT.FAB	SobConsulta
082902186060	TAMPA F.F.QUAD.D400 60X60 D17/D400 FAB	173.94
082902186060AP	TAMPA F.F.QUAD.D400 60X60 D17 A.PLUV.FAB	173.94
082902186060EL	TAMPA F.F.QUAD.D400 60X60 D17 ELECT.FAB	173.94
082902186060S	TAMPA F.F.QUAD.D400 60X60 D17 SANEAM.FAB	173.94
082902186060Z	TAMPA F.F.QUAD.D400Z 60X60 D17 FAB	132.35
082902187070	TAMPA F.F.QUAD.D400 70X70 D18 FAB	216.15
082902187070AP	TAMPA F.F.QUAD.D400 70X70 D18 A.PLUV.FAB	216.15
082902187070S	TAMPA F.F.QUAD.D400 70X70 D18 SANEAM.FAB	216.15
082902188080	TAMPA F.F.QUAD.D400 80X80 D19/D400 FAB	276.94
082902189090	TAMPA F.F.QUAD.D400 90X90 D19/1 FAB	381.64
082902189090AP	TAMPA F.F.QUAD.D400 90X90 D19/1 A.PL.FAB	381.64
082902189090EL	TAMPA F.F.QUAD.D400 90X90 D19/1 ELEC.FAB	381.64
082902189090S	TAMPA F.F.QUAD.D400 90X90 D19/1 SAN.FAB	381.64
082902189090Z	TAMPA F.F.QUAD.D400Z 90X90 D17 FAB	315.68

TAMPAS QUADRADAS F.F.B125 FAB

082902103030	TAMPA F.F.QUAD.B125 30X30 D-14 FAB	13.15
082902103030AP	TAMPA F.F.QUAD.B125 30X30 D-14 PLUVIA FA	13.15
082902103030S	TAMPA F.F.QUAD.B125 30X30 SAN. D-14 FAB	13.15
082902104040	TAMPA F.F.QUAD.B125 40X40 D-15 FAB	23.28



08290210404015AC	TAMPA F.F.QUAD.B125 C/FECHO 40X40 D-15AC	SobConsulta
082902104040AP	TAMPA F.F.QUAD.B125 40X40 D-15 PLUVIA FA	23.28
082902104040EL	TAMPA F.F.QUAD.B125 40X40 D-15 ELECT.FAB	23.28
082902104040S	TAMPA F.F.QUAD.B125 40X40 D-15 SANEA.FAB	23.28
082902104040T	TAMPA F.F.QUAD.B125 40X40 D-15 TELEC.FAB	23.28
082902104040TCV	TAMPA FF QUAD.B125 40X40 D-15 TE.CVM FAB	23.28
082902105050	TAMPA F.F.QUAD.B125 50X50 D-16 FAB	37.64
082902105050A	TAMPA F.F.QUAD.B125 50X50 AGUAS D-16 FAB	37.64
082902105050AP	TAMPA F.F.QUAD.B125 50X50 A.PLU.D-16 FAB	37.64
082902105050EL	TAMPA F.F.QUAD.B125 50X50 D-16 ELECT FAB	37.64
082902105050S	TAMPA F.F.QUAD.B125 50X50 D-16 SANEA FAB	37.64
082902105050T	TAMPA F.F.QUAD.B125 50X50 D-16 TELEC.FAB	37.64
082902105050TCV	TAMPA F.F.QUAD.B125 50X50 D-16 TELEC.CVM FAB	37.64
082902106060	TAMPA F.F.QUAD.B125 60X60 D-17 FAB	63.77
082902106060A	TAMPA F.F.QUAD.B125 60X60 AGUAS D-17 FAB	63.77
082902106060AP	TAMPA F.QUAD.B125 60X60 PLUVIA D-17 FAB	63.77
082902106060E	TAMPA F.F.QUAD.B125 60X60 ESGOT.D-17 FAB	63.77
082902106060EL	TAMPA F.F.QUAD.B125 60X60 D-17 ELECT.FAB	63.77
082902106060S	TAMPA F.F.QUAD.B125 60X60 SAN.D-17 FAB	63.77
082902106060T	TAMPA F.F.QUAD.B125 60X60 D-17 TELECOM F	63.77
082902107070	TAMPA F.F.QUAD.B125 70X70 D-18 FAB	117.98
082902107070AP	TAMPA F.F.QUAD.B125 70X70 PLUV.D-18 FAB	117.98
082902107070E	TAMPA F.F.QUAD.B125 70X70 ESGOT.D-18 FAB	117.98
082902107070EL	TAMPA F.F.QUAD.B125 70X70 D-18 ELEC.FAB	117.98
082902107070S	TAMPA F.F.QUAD.B125 70X70 SAN.D-18 FAB	117.98
082902107070Z	TAMPA F.F.QUAD.B125 70X70 D-18 Z FAB	101.83
082902108080	TAMPA F.F.QUAD.B125 80X80 D-19 FAB	148.60
082902108080A	TAMPA F.F.QUAD.B125 80X80 AGUAS D-19 FAB	148.60
082902108080AP	TAMPA F.F.QUAD.B125 80X80 A.PLU D-19 FAB	148.60
082902108080E	TAMPA F.F.QUAD.B125 80X80 ESGOT.D-19 FAB	148.60
082902108080EL	TAMPA F.F.QUAD.B125 80X80 ELECT.D-19 FAB	148.60
082902108080PT	TAMPA F.F.QUAD.B125 80X80 P.T.D-19 FAB	148.60
082902108080S	TAMPA F.F.QUAD.B125 80X80 SANEA.D-19 FAB	148.60
082902109090	TAMPA F.F.QUAD.B125 90X90 D-19/1 FAB	226.28
082902109090AP	TAMP.F.F.QUAD.B125 90X90 D-19/1 A.PL.FAB	226.28
082902109090EL	TAMPA FF QUAD.B125 90X90 D-19/1 ELET.FAB	226.28
082902109090S	TAMP.F.F.QUAD.B125 90X90 D-19/1 SANE.FAB	226.28
08290210B100100	TAMPA F.F.QUAD.B125 100X100 D-19/2 FAB	317.47
08290210B120120	TAMPA F.F.QUAD.B125 120X120 D-19/4 FAB	628.19

TAMPAS QUADRADAS F.F.C250 FAB

082902114040AP	TAMPA F.F.QUAD.C250 40X40 D-15 AG.PL.FAB	48.98
082902114040S	TAMPA F.F.QUAD.C250 40X40 D-15 SANEA.FAB	48.98
082902115050	TAMPA FF QUAD.C250 50X50 D-16 FAB	77.68
082902115050A	TAMPA FF QUAD.C250 50X50 D-16 AG.PL FAB	77.68
082902115050EL	TAMPA FF QUAD.C250 50X50 D-16 ELETR.FAB	77.68
082902115050S	TAMPA FF QUAD.C250 50X50 D-16/C SAN.FAB	77.68
082902116060	TAMPA F.F.QUAD.C250 60X60 D-17 FAB	126.66
082902116060AP	TAMPA F.F.QUAD.C250 60X60 D-17 AG.PL.FAB	126.66
082902116060S	TAMPA F.F.QUAD.C250 60X60 D-17 SANEA.FAB	126.66
082902117070A	TAMPA F.F.QUAD.C250 70X70 D-18 AG.PL FAB	144.34
082902117070E	TAMPA F.F.QUAD.C250 70X70 D-18 ELET.FAB	144.34
082902117070S	TAMPA F.F.QUAD.C250 70X70 D-18 SAN.FAB	144.34
082902117070T	TAMPA F.F.QUAD.C250 70X70 D-18 TELEC FAB	144.34
082902118080T	TAMPA F.F.QUAD.C250 80X80 D-19 FAB	185.75
082902119090	TAMPA F.F.QUAD.C250 90X90 D-19/1 FAB	297.20
082902119090Z	TAMPA F.F.QUAD.C250 90X90 D-19/1-Z FAB	245.55
08290211K4040	TAMPA F.F.QUAD.C250KN 40X40 D-15-250 FAB	40.53
08290211K5050	TAMPA F.F.QUAD.C250KN 50X50 D-16-250 FAB	77.68

TAMPAS QUADRADAS F.F.REBAIXADAS B125 FAB

082902144040	TAMPA FF QUAD.REB.B125 E-40X40X6CM FAB	50.66
082902145050	TAMPA FF QUAD.REB.B125 E-50X50X6CM FAB	60.79
0829021450508	TAMPA FF QUAD.REB.B125 E-50X50 H-80 FAB	84.43
082902146060	TAMPA FF QUAD.REB.B125 E-60X60X6CM FAB	97.94
0829021460608	TAMPA FF QUAD.REB.B125 E-60X60 H-80 FAB	128.35

TAMPAS RED.F.F.B125 C/ARO FAB

0829020250AP	TAMPA F.F.RED.B125 50 B-7DU AG.PLUV.FAB	84.94
0829020250S	TAMPA F.F.RED.B125 50 B-7DU SAN. FAB	84.94
0829020260AP	TAMPA F.F.RED.B125 60 B-8DU AG.PLUV FAB	93.51
0829020260EL	TAMPA F.F.RED.B125 60 B-8DU ELECTR. FAB	93.51
0829020260S	TAMPA F.F.RED.B125 60 B-8DU SAN. FAB	93.51
0829020260T	TAMPA F.F.RED.B125 60 B-8DU TELEC. FAB	93.51

TAMPAS RED.F.F.C/ARO QUADRADO FAB


0829020570	TAMPA RED.C/ARO QUAD.70 BLOQ.D-2B FAB	370.94
08290205B13	TAMPA RED.C/ARO QUAD.410X410 B-13 FAB	44.00
08290205R3	TAMPA RED.C/ARO QUAD.60 ART.R-3 FAB	249.62
08290205R3A	TAMPA RED.C/ARO QUAD.60 ART.R-3 AGUASFAB	249.62
08290205R3AP	TAMPA RED.C/ARO QUAD.60 ART.R-3 A.PL FAB	249.62
08290205R3EL	TAMPA RED.C/ARO QUAD.60 ART.R-3 ELEC.FAB	249.62
08290205R3S	TAMPA RED.C/ARO QUAD.60 ART.R-3 SAN FAB	249.62

TAMPAS RED.F.F.C250 C/ARO FAB

0829020355T	TAMPA F.RED.C250KN B-8D 55 TELECON FAB	48.00
08290203B5D	TAMPA F.RED.C250KN B-5DU 30 FAB	20.26
08290203B6DA	TAMPA F.RED.C250KN B-6D 40 FAB AGUAS	37.15
08290203B6DAP	TAMPA F.RED.C250KN B-6D 40 FAB AG.PLUV.	37.15
08290203B6DS	TAMPA F.RED.C250KN B-6D 40 FAB SANEAM.	37.15
08290203B7D	TAMPA F.RED.C250KN B-7D 50 FAB	60.79
08290203B7DS	TAMPA F.RED.C250KN B-7D 50 SANEAM.FAB	60.79
08290203B8D	TAMPA F.RED.C250KN B-8D 55 FAB	60.58
08290203B8DAP	TAMPA F.RED.C250KN B-8D 55 PLUVIAIS FAB	60.58
08290203B8EL	TAMPA F.RED.C250KN B-8D 55 ELECTR. FAB	60.58
08290203B8S	TAMPA F.RED.C250KN B-8D 55 SANEAM. FAB	60.58
08290203B8T	TAMPA F.RED.C250KN B-8D 55 TELECON FAB	60.58

TAMPAS RED.F.F.D400 C/ARO FAB

082902045001AP	TAMPA F.F.RED.D400KN 50 B-7D A.PLUV FAB	94.57
082902045001S	TAMPA F.F.RED.D400KN 50 B-7D SAN FAB	94.57
082902045501	TAMPA F.F.RED.D400 55 R-1P FAB	121.58
082902045501A	TAMPA F.RED.D400 55 R-1P AGUAS FAB	121.58
082902045501AP	TAMPA F.RED.D400 55 R-1P PLUVIAIS FAB	121.58
082902045501EL	TAMPA F.RED.D400 55 R-1P ELECTRIC.FAB	121.58
082902045501S	TAMPA F.RED.D400 55 R-1P SANEAM.FAB	121.58
082902045501T	TAMPA F.RED.D400 55 R-1P TELECOM FAB	121.58
082902045502	TAMPA F.F.RED.D400KN 55 D-1P FAB	121.58
0829020455R100	TAMPA F.F.RED.D400 55 R-100 FAB	135.10
0829020455R100AP	TAMPA F.F.RED.D400 55 R-100 A.PLUVIA FAB	135.10
0829020455R100EL	TAMPA F.F.RED.D400 55 R-100 ELECT. FAB	135.10
0829020455R100S	TAMPA F.F.RED.D400 55 R-100 SANEAM. FAB	135.10
0829020455R100T	TAMPA F.F.RED.D400 55 R-100 TELEC. FAB	135.10
0829020459R100SBA	TAMPA FF RED.D400 60 R-100SB AGUAS FAB	127.55
0829020459R100SBAP	TAMPA FF RED.D400 60 R-100SB A.PLUV FAB	127.55
0829020459R100SBB	TAMPA FF RED.D400 60 R-100SB BATERIA.FAB	127.55
0829020459R100SBBG	TAMPA FF RED.D400 60 R-100SB BOMBAGE.FAB	127.55
0829020459R100SBEL	TAMPA FF RED.D400 60 R-100SB ELETR. FAB	127.55
0829020459R100SBS	TAMPA FF RED.D400 60 R-100SB SANEAM. FAB	127.55
0829020459R100SBSI	TAMPA FF RED.D400 60 R-100SB SANEAM.CMS	127.55
0829020459R100SBT	TAMPA FF RED.D400 60 R-100SB TELEC.FAB	127.55
082902046002	TAMPA F.F.RED.D400 60 H100 R-1 FAB	172.34
082902046002A	TAMPA F.F.RED.D400 60 R-1 AGUAS FAB	158.73
082902046002AP	TAMPA F.F.RED.D400 60 R-1 PLUVIAIS FAB	158.73




082902046002E	TAMPA F.F.RED.D400 60 R-1 ESGOTOS FAB	158.73
082902046002ED	TAMPA F.F.RED.D400 60 R-1 ESG.DOMES.FAB	158.73
082902046002EL	TAMPA F.F.RED.D400 60 R-1 ELECTRIC.FAB	158.73
082902046002S	TAMPA F.F.RED.D400 60 R-1 SANEAM.FAB	158.73
082902046002T	TAMPA F.F.RED.D400 60 R-1 TELECOM FAB	158.73
082902046003	TAMPA F.F.RED.D400 60 D-1 FAB	165.50
08290204F1600	TAMPA FF RED.LUCENTUM D400 60 F-1 FAB	150.66
08290204G1600	TAMPA FF RED.GLOBE D400 60 G-1 FAB	164.90
TAMPAS RED.F.F.E600 C/ARO FAB		
0829020660	TAMPA F.F.RED.E600 60 R-21 FAB	255.00
TAMPAS RED.F.F.F900 C/ARO FAB		
0829020760EL	TAMPA F.F.RED.60 R-1 F900 ELETR.FAB	297.20
TAMPAS RED.QUAD.FUCO		
AROS F.F. RETANGULARES FUC		
08290122807607L	ARO RECTANG.807X607 LAMINADO FUC	SobConsulta
GRELHAS PROTETORAS P/ARVORES FUC		
0829014001	GRELHA PROT.P/ARVORE QUAD.600X600 FUC	66.30
0829014002	GRELHA PROT.P/ARVORE QUAD.990X990 FUC	222.40
0829014003	GRELHA PROT.P/ARVORE QUAD.1200X1200 FUC	428.40
0829014004	GRELHA PROT.P/ARVORE DUODENAL FUC	493.70
GRELHAS RED.C/ARO FUC		
0829013850N	TAMPA GRELHA F.F.RED.C/ARO 50 N D400 FUC	134.70
0829013860B	TAMPA GRELHA F.F.RED.C/ARO 60 B125 FUC	265.20
0829013860D	TAMPA GRELHA F.F.RED.C/ARO 60 D400 FUC	275.40
GRELHAS RED.S/ARO FUC		
0829013950N	TAMPA GRELHA F.F.RED.S/ARO 50 N D400 FUC	111.20
0829013960B	TAMPA GRELHA F.F.RED.S/ARO 60 B125 FUC	189.80
0829013960D	TAMPA GRELHA F.F.RED.S/ARO 60 D400 FUC	204.00
GRELHAS RETA.ANTI-ROUBO C/SIST.ENCAI.FUC		
0829013765035030D	GRELHA A.ROUBO C/SIST.ENC.65X35X3 D400 F	131.60
GRELHAS RETANG.ANTI-ROUBO FUC		
0829013659024030C	GRELHA F.F.ANTI-ROUBO 59X24X3 C250 FUC	71.40
0829013661527040N	GRELHA F.F.A-ROUBO 61,5X27X4 B125 FUC	71.40
0829013664534045C	GRELHA F.F.A.-ROUBO 64.5X34X4.5 C250 FUC	102.00
0829013665035030CM	GRELHA F.F.A-ROUB.65X35X3 C250 MARL-FUC	137.70
0829013665035030D	GRELHA F.F.A-ROUB.65X35X3 D400 MARL-FUC	142.80
0829013665535540C	GRELHA F.F.A.-ROUBO 65.5X35.5X4 C250 FUC	137.70
0829013667021040	GRELHA F.F.A.-ROUBO 67X21X4 B125 FUC	61.20
0829013667036040	GRELHA F.F.A.-ROUBO 67X36X4 B125 FUC	85.70
0829013670020040	GRELHA F.F.A.-ROUBO 70X20X4 C250 FUC	61.20
GRELHAS RETANG.C/ARO FUC		
0829013440020030N	GRELHA F.F.C/ARO 40X20X3 C250 FUC	45.90
0829013459024030C	GRELHA F.F.C/ARO 59X24X3 C250 FUC	61.20
0829013459024030N	GRELHA F.F.C/ARO 59X24X3 B125 FUC	53.10
0829013460030050D	GRELHA F.F.C/ARO 60X30X5 D400 FUC	143.90
0829013460035040C	GRELHA F.F.C/ARO 60X35X4 C250 FUC	122.40
0829013464523030N	GRELHA F.F.C/ARO 64.5X23X3 B125 FUC	71.40
0829013466526030N	GRELHA F.F.C/ARO 66.5X26X3 B125 FUC	66.30
0829013470036030N	GRELHA F.F.C/ARO 70X36X3 B125 FUC	120.00
GRELHAS RETANG.S/ARO FUC		
0829013550015025B	GRELHA F.F.S/ARO 50X15X2.5 B125 FUC	33.70
0829013552022035D	GRELHA F.F.S/ARO 52X22X3.5 D400 FUC	61.20
0829013555026030N	GRELHA F.F.S/ARO 55X26X3 C250 FUC	51.00
0829013556033030C	GRELHA 56,0X33,0X3,0 C250 N C/CHUMB. FUC	73.50
0829013559024030C	GRELHA F.F.S/ARO 59X24X3.0 C250 FUC	51.00
0829013560035040C	GRELHA F.F.S/ARO 60X35X4.0 C250 FUC	87.80
0829013563033035B	GRELHA F.F.S/ARO 63X33X3.5 B125 FUC	74.50



0829013567021040C	GRELHA F.F.S/ARO 67X21X4.0 C250 FUC	48.00
0829013570030030N	GRELHA F.F.S/ARO70X30X3 B125 FUC	68.40
LETREIROS P/TAMPAS EM F.F.		
0829012501	LETREIRO P/TAMPAS EM F.F. FUC	SobConsulta
MARCOS DE PROTECÇÃO FUCOLI		
0829018501	MARCO DE PROTECÇÃO SE VELHA FUC S/OLHAIS	188.70
TAMPAS F.F. RETANG.REBAIXADAS B125 FUC		
08290123001	TAMPA RECT.REBAIX.807X607 B125 N FUC	255.00
08290123002	TAMPA RECT.REBAIX.1210X807 B125 N FUC	477.40
08290123003	TAMPA RECT.REBAIX.1800X807 B125 N FUC	710.00
08290123NR1	TAMPA RECT.REBAIX.NR1 B125 600X750 FUC	295.80
08290123NR2	TAMPA RECT.REBAIX.NR2 B125 1200X750 FUC	469.20
TAMPAS F.F. RETANG.REBAIXADAS C250 FUC		
0829012408070607D	TAMPA C/ARO RECT.REB.807X607 D400 FUC	342.80
0829012412100807D	TAMPA C/ARO RECT.REB.1210X807 D400 FUC	687.00
TAMPAS F.F.B125 RETANGULARES FUC		
0829012001	TAMPA RECTAN.B125 807X607 TELECON FUC	198.90
0829012001EL	TAMPA RECTAN.B125 807X607 ELECTRIC. FUC	198.90
0829012002	TAMPA RECTAN.B125 1210X807 TELECON FUC	397.80
0829012003	TAMPA RECTAN.B125 1800X807 TELECON FUC	628.00
TAMPAS F.F.D400 RETANGULARES FUC		
0829012101	TAMPA RECTAN.D400 807X607 TELECON FUC	290.70
0829012102	TAMPA RECTAN.D400 1210X807 TELECON FUC	582.00
0829012103	TAMPA RECTAN.D400 1800X807 TELECON FUC	918.00
TAMPAS QUAD.F.F.D400 FUC MODELO ESTRADA		
082901123030	TAMPA F.F.QUAD.D400 30X30 FUC	53.10
082901124040	TAMPA F.F.QUAD.D400 40X40 FUC	83.70
082901125050	TAMPA F.F.QUAD.D400 50X50 FUC	117.30
082901125050EL	TAMPA F.F.QUAD.D400 50X50 ELECTRIC.FUC	117.30
082901126060	TAMPA F.F.QUAD.D400 60X60 FUC	164.30
082901127070	TAMPA F.F.QUAD.D400 70X70 FUC	308.10
082901128080	TAMPA F.F.QUAD.D400 80X80 FUC	377.40
TAMPAS QUADRADAS F.F.B125 FUC		
0829011030LU	TAMPA F.F.QUAD.B125 30X30 LU FUC	28.60
0829011030LUAP	TAMPA F.QUAD.B125 30X30 LU PLUVIAIS FUC	28.60
0829011040LU	TAMPA F.F.QUAD.B125 40X40 LU FUC	39.80
0829011050LU	TAMPA F.F.QUAD.B125 50X50 LU FUC	61.20
0829011060LU	TAMPA F.F.QUAD.B125 60X60 LU FUC	103.10
0829011070LU	TAMPA F.F.QUAD.B125 70X70 LU FUC	147.90
0829011080LU	TAMPA F.F.QUAD.B125 80X80 LU FUC	224.40
0829011080LUS	TAMPA FF QUAD.B125 80X80 LU SAN.C/LOGO	224.40
TAMPAS QUADRADAS F.F.C250 FUC		
0829011130LU	TAMPA F.F.QUAD.C250 30X30 LU FUC	33.70
0829011140LU	TAMPA F.F.QUAD.C250 40X40 LU FUC	54.10
0829011140LUAP	TAMPA F.F.QUAD.C250 40X40 LU A.PLUV.FUC	54.10
0829011150LU	TAMPA F.F.QUAD.C250 50X50 LU FUC	83.70
0829011150LUAP	TAMPA F.F.QUAD.C250 50X50 A.PLUVI.L FUC	83.70
0829011160LU	TAMPA F.F.QUAD.C250 60X60 LU FUC	127.50
0829011160LUAP	TAMPA F.F.QUAD.C250 60X60 LU A.PLUVI FUC	127.50
0829011160LUE	TAMPA FF QUAD.C250 60X60 LU AG.RESID.FUC	127.50
0829011160LUS	TAMPA FF QUAD.C250 60X60 LU SANEAM.FUC	127.50
0829011160LUT	TAMPA F.F.QUAD.C250 60X60 LU TELECOMFUC	127.50
0829011170LU	TAMPA F.F.QUAD.C250 70X70 LU FUC	175.50
0829011170LUA	TAMPA F.F.QUAD.C250 70X70 LU AGUAS FUC	175.50
0829011180LU	TAMPA F.F.QUAD.C250 80X80 LU FUC	306.00
0829011180LUE	TAMPA F.F.QUAD.C250 80X80 LU ESGOTOS FUC	306.00
TAMPAS QUADRADAS F.F.REBAIXADAS B125 FUC		
082901143030	TAMPA F.F.QUAD.REB.B125 33X33 FUC	43.90



082901146060	TAMPA F.F.QUAD.REB.B125 60X60 FUC	153.00
082901148080	TAMPA F.F.QUAD.REB.B125 80X80 FUC	387.60
TAMPAS QUADRADAS F.F.REBAIXADAS C250 FUC		
082901155050	TAMPA F.F.QUAD.REB.C250 50X50 VIANA FUC	125.50
082901156060	TAMPA F.F.QUAD.REB.C250 60X60	185.70
TAMPAS RED.F.F. C/ARO FUC		
08290100021	TAMPA F.F.MODELO NIND DN21	40.80
08290100022	TAMPA F.F.MOD.SERVIÇO AG- MG 225X155	45.90
08290100023	TAMPA F.F.SERVIÇO AGUAS 21X21	33.70
TAMPAS RED.F.F. REBAIXADAS C/ARO FUC		
0829010750C	TAMPA RED.REBAIXADA C250 50 FUC	122.40
0829010760B	TAMPA RED.REBAIXADA B125 60 FUC	158.10
0829010760D	TAMPA RED.REBAIXADA D400 60 FUC	193.80
TAMPAS RED.F.F.B125 C/ARO FUC		
0829010230UL	TAMPA F.F.RED.B125 30/UL FUC	35.70
0829010240UL	TAMPA F.F.RED.B125 40/UL FUC	52.10
0829010240ULS	TAMPA F.F.RED.B125 40/UL FUC SANEAMENTO	52.10
0829010250UL	TAMPA F.F.RED.B125 50/UL FUC	72.50
0829010250ULA	TAMPA F.F.RED.B125 50/UL AGUAS FUC	72.50
0829010250ULAP	TAMPA F.F.RED.B125 50/UL A.PLUVIAIS FUC	72.50
0829010250ULE	TAMPA F.F.RED.B125 50/UL ESGOTOS FUC	72.50
0829010250ULS	TAMPA F.F.RED.B125 50/UL SANEAM.FUC	72.50
0829010250ULUAE	TAMPA F.F.RED.B125 50/UL C/ARO ALTO FUC	107.10
0829010255	TAMPA F.F.RED.B125 55 FUC GGG	137.70
0829010255UL	TAMPA F.F.RED.B125 55/UL FUC	98.00
0829010255ULAP	TAMPA F.F.RED.B125 55/UL A.PLUVIAIS FUC	98.00
0829010255ULS	TAMPA F.F.RED.B125 55/UL SANEAM.FUC	98.00
0829010260	TAMPA F.F.RED.B125 60/UL FUC	127.50
0829010260A	TAMPA F.F.RED.B125 60/UL AGUAS FUC	127.50
0829010260EL	TAMPA F.F.RED.B125 60/UL ELECTRIC.FUC	127.50
0829010260T	TAMPA F.F.RED.B125 60/UL TELEFONES FUC	127.50
TAMPAS RED.F.F.C250 C/ARO FUC		
0829010350ULAP	TAMPA F.F.RED.C250 50/UL A.PLUVIAIS FUC	91.80
0829010350ULE	TAMPA F.F.RED.C250 50/UL ESGOTOS FUC	91.80
0829010350ULEL	TAMPA F.F.RED.C250 50/UL ELECTRIC.FUC	91.80
0829010350ULS	TAMPA F.F.RED.C250 50/UL SANEAM.FUC	91.80
0829010350ULT	TAMPA F.F.RED.C250 50/UL TELECOM FUC	91.80
0829010355	TAMPA F.F.RED.C250 55 FUC GGG	173.40
0829010355S	TAMPA F.F.RED.C250 55 SANEAMENTO FUC	173.40
0829010355ULAP	TAMPA F.F.RED.C250 55/UL A.PLUVIAIS FUC	104.10
0829010355ULE	TAMPA F.F.RED.C250 55/UL ESGOTOS FUC	104.10
0829010355ULS	TAMPA F.F.C-250 55/UL SANEAM.FUC	104.10
0829010360D	TAMPA FF RED.C250 60 C/DOB.ANTI-RUID.7.5	155.10
TAMPAS RED.F.F.D400 C/ARO FUC		
0829010450ULAP	TAMPA F.F.RED.D400 50/UL A.PLUVIAIS FUC	112.20
0829010450ULS	TAMPA F.F.RED.D400 50/UL SANEAM.FUC	112.20
0829010455	TAMPA F.F.RED.D400 55 FUC	214.20
0829010455E	TAMPA F.F.RED.D400 55 ESGOTOS FUC	214.20
0829010455EL	TAMPA F.F.RED.D400 55 ELECTRIC. FUC	214.20
0829010455T	TAMPA F.F.RED.D400 55 TELECOM FUC	214.20
0829010455ULA	TAMPA F.F.RED.D400 55/UL AGUAS FUC	125.50
0829010455ULAP	TAMPA F.F.RED.D400 55/UL A.PLUVIAIS FUC	125.50
0829010455ULE	TAMPA F.F.RED.D400 55/UL ESGOTOS FUC	125.50
0829010460	TAMPA F.F.RED.D400 60 FUC	234.60
0829010460A	TAMPA F.F.RED.D400 60 AGUAS FUC	234.60
0829010460AP	TAMPA F.F.RED.D400 60 A.PLUVIAIS FUC	234.60
0829010460E	TAMPA F.F.RED.D400 60 ESGOTOS FUC	234.60
0829010460EL	TAMPA F.F.RED.D400 60 ELECTRIC.FUC	234.60



0829010460S	TAMPA F.F.RED.D400 60 SANEAM.FUC	234.60
TAMPAS RED.F.F.D400 C/E.ANTI-RUIDO FUC		
0829010660075	TAMPA FF RED.D400 60 C/DOBRAD.H=75 FUC	166.30
0829010660075AP	TAMPA FF RED.D400 60 C/DOBRA.H75 A.P FUC	166.30
0829010660075E	TAMPA FF RED.D400 60 C/DOBRA.H75 AG.RESI	166.30
0829010660075EL	TAMPA FF RED.D400 60 C/DOBR.H75 ELET.FUC	166.30
0829010660075RA	TAMPA FF D400 60 C/DOBRAD.H=75 REDE AG	166.30
0829010660075S	TAMPA FF RED.D400 60 C/DOBRA.H75 SAN FUC	166.30
0829010660075T	TAMPA FF RED.D400 60 C/DOBR.H75 TELE.FUC	166.30
0829010660100	TAMPA FF RED.D400 60 C/DOBRAD.H100 FUC	175.50
08290106FCH	FECHO DE SEGURANÇA ADICIONAL	24.50
08290106GAN	GANCHO ANTI-ROUBO P/TAMPA EIXO DOB.	13.30
TAMPAS RED.F.F.REFORÇADAS C/ARO FUC		
08290108060L	TAMPA FF RED.D400 60 MOD.LISBOA FUC	336.60
08290108E600	TAMPA FF RED.E600 60 MOD. FUC	336.60
TAMPAS RED.F.F.SISTEMA FECHO C/ARO FUC		
0829010560	TAMPA F.F.RED.D400 60 SIST.FECHO FUC	221.40
0829010580	TAMPA F.F.RED.D400 80 SIST.2 FECHO FUC	489.60
08290105E600	TAMPA FF RED.D400 60 ESTANQUE H100 FUC	417.20
TAMPAS TRIANGULARES MOD.TELECOM FUCOLI		
0829011807500600	TAMPA TRIANG.D400 MOD.TELECOM 750X600 F	344.80
0829011807500600E	TAMPA TRIANG.D400 C/ELETRICIDADE 750X600	344.80
0829011812000750	TAMPA TRIANG.1200X750 D400 NR2 ARTIC.PT	717.00
0829011812500750	TAMPA TRIANG.1200X750 D400 NR2 TELECOM	704.00
0829011815000750	TAMPA TRIANG.1500X750 D400 NR3 TELECOM	936.00
082901181500075080	TAMPA TRIANG.1500X750 D400 N.ART.NR3 TE.	936.00
TAMPAS RED.QUAD.FUD		
CANAIS POLIPROPILENO + GRELHA FF C250 FU		
08291030CP150	CANAL POLIETILENO 750X150+GRELHA FF C250	SobConsulta
GRELHA ANTI-ROUBO C250		
082910218655	GRELHA ANTI-ROUBO C250 700X42 FUD	SobConsulta
GRELHAS RECT.ANTI-ROUBO FUS		
0829103665535540C	GRELHA F.F.A.-ROUBO 65.5X35.5X4 C250 FUS	82.23
TAMPAS RED.FF C250 C/ARO ART. FUD		
0829100250AP	TAMPA F.F.RED.C250 50 A.PLUVIAIS FUD	SobConsulta
0829100250S	TAMPA F.F.RED.C250 50 SANEAMENTO FUD	SobConsulta
0829100250T	TAMPA F.F.RED.B125 50 TELECON FUS	64.78
TAMPAS RED.FF D400 C/ARO ART. FUD		
0829100360	TAMPA F.F.RED.D400 60 FUD	SobConsulta
0829100360AP	TAMPA F.F.RED.D400 60 AG.PLUVIAIS FUD	SobConsulta
0829100360S	TAMPA F.F.RED.D400 60 SANEAMENTO FUD	SobConsulta
TAMPAS RED.QUAD.NOR		
TAMPAS F.F. RECTANGULARES D400 NOR		
0829091815000750	TAMPA F.F. RECT.D400 1500X750 PT NOR	SobConsulta
TAMPAS F.F. ERMATIC B125 NOR		
08290920ER2R075060	TAMPA ENCHIM.NR1 B125 750X600 NOR	169.09
08290920ER2R122075	TAMPA ENCHIM.NR2 B125 1200X750 NOR	310.91
TAMPAS F.F. RECTANGULARES B125 NOR		
0829091706000750	TAMPA F.F. RECT.CT4S 600X750 PT NOR	SobConsulta
0829091712000750	TAMPA F.F. RECT.CT4S 1200X750 PT NOR	SobConsulta
TAMPAS F.F.RECONDAS B125 NOR		
08290902HR40	TAMPA F.F.RED.B125 40 HR400 SAN.NOR	25.00
TAMPAS F.F.RECONDAS D400 NOR		
08290904CRR60	TAMPA ENCHIM.P/BETAO D400/CRR 60 NOR	94.13
TAMPAS RED.QUAD.RETA		
GRELHAS ART. A/R C250 H.L.		



0829203460035042C	GRELHA C250 60X35 ARO 73X42 ART.H.L.R.029/030	72.73
0829203465535540C	GRELHA C250 65,5X35,5X4,0 ART.H.L.R.021/022	72.73
0829203466023025C	GRELHA C250 66X23 A.72X25 H.L.R.019/020	65.45

GRELHAS ART.A/R D400 H.L.

0829203565535504	GRELHA D400 ANTI-ROUBO 655X355 H.L.	SobConsulta
------------------	-------------------------------------	-------------

TAMPA RED.C/ARO B125 H.L.

0829200247AP	TAMPA F.F. B125 50 A.PLUV.H.L. R.102/103	68.18
0829200247E	TAMPA F.F. B125 50 ESGOTO.H.L. R.102/103	68.18
0829200260A	TAMPA F.F. B125 60 AGUAS H.L. R.037/038	85.45
0829200260AP	TAMPA F.F. B125 60 A.PLUV.H.L.R.037/038	85.45
0829200260E	TAMPA F.F. B125 60 ESG.DO. H.L.R.037/038	85.45
0829200260EL	TAMPA F.F. B125 60 ELECTR.H.L.R.037/038	85.45
0829200260O	TAMPA F.F. B125 60 OLEOS.H.L.R.037/038	85.45
0829200260S	TAMPA F.F. B125 60 SANEAM. H.L.R.037/038	85.45

TAMPA RED.C/ARO D400 H.L.

0829200655AP	TAMPA F.F.RED.D400 55 U. A.PLUV.REF.041/042	92.73
0829200660AP	TAMPA F.F.RED.D400 60 AG.PL.H.L.R.045/046	113.64
0829200660E	TAMPA F.F.RED.D400 60 ESG.DOM.H.L.R.045/046	113.64

TAMPAS B125 QUADRADAS H.L.

082920104040AP	TAMPA F.F.B125 50X50 EXT. A.PLUV.R.052/053	40.91
082920104040E	TAMPA F.F.B125 50X50 EXT.ESGOT.R.052/053	40.91
082920104040EL	TAMPA F.F.B125 50X50 EXT.ELECT.R.052/053	40.91
082920104040TEL	TAMPA F.F.B125 50X50 EXT.TELEC.R.052/053	40.91
082920105555EL	TAMPA F.F.B125 60X60 EXT.ELECT.R.054/055	65.45
082920105555S	TAMPA F.F.B125 60X60 EXT.SANEA.R.054/055	65.45
082920105555T	TAMPA F.F.B125 60X60 EXT.TELEC.R.054/055	65.45
082920106060AP	TAMPA F.F.B125 70X70 EXT.A.PLUV.R.056/057	100.00
082920106060D	TAMPA F.F.B125 70X70 EXT.DOMEST.R.056/057	100.00
082920106060S	TAMPA F.F.B125 70X70 EXT.SANEAM.R.056/057	100.00
082920107070T	TAMPA F.F.B125 80X80 EXT.TELEC.R.058/059	138.18
082920108080	TAMPA F.F.B125 90X90 EXT.R.058/059	SobConsulta

TAMPAS B125 REBAIXADAS QUADRAD.4,5 H.L.

082920144040B	TAMPA QUAD.B125 40X40 REBAIX.4,5 H.L.R.104/105	38.18
082920146060B	TAMPA QUAD.B125 60X60 REBAIX.4,5 H.L.	SobConsulta
082920147070B	TAMPA QUAD.B125 70X70 REBAIX.4,5 H.L.R.134/135	154.55
082920148080B	TAMPA QUAD.B125 80X80 REBAIX.4,5 H.L.R.136/137	192.73

TAMPAS D400 QUADRADAS H.L.

082920124040A	TAMPA F.F.D400 50X50 EXT.AGUAS R.088/089	100.00
082920124040T	TAMPA F.F.D400 50X50 EXT.TELEC.R.088/089	100.00
082920125050EL	TAMPA F.F.D400 60X60 EX.UTIL ELECT. R.09	136.36
082920125050S	TAMPA F.F.D400 60X60 EXT.SANEAM.R.090/091	136.64
082920126060AP	TAMPA F.F.D400 70X70 EXT.APLUV.R.129/130	200.00
082920126060E	TAMPA F.F.D400 70X70 EXT.ESG.R.129/130	200.00
082920126060EL	TAMPA F.F.D400 70X70 EXT.ELECT.R.129/130	200.00
082920126060S	TAMPA F.F.D400 70X70 EXT.SANEAM.R.129/130	200.00
082920127070	TAMPA F.F.D400 80X80 EXT.800X800 XAD	290.91
082920127070EL	TAMPA F.F.D400 80X80 EXT.ELECT.R.096/097	290.91
082920128080	TAMPA F.FD400 90X90 EXT. R.098/099 HL	345.45
082920128080AP	TAMPA F.FD400 90X90 EXT.A.PLUV. R.098/099	345.45
082920128080EL	TAMPA F.F.D400 90X90 EXT.ELECT.R.098/099	345.45
082920128080T	TAMPA F.FD400 90X90 EXT.TELECOM R.098/099	345.45
082920129090A	TAMPA F.F.D400 1000X1000 EXT.AGUAS R.141/142	472.73
082920129090AP	TAMPA F.F.D400 1000X1000 EXT.A.PLUV.R.141/142	472.73
082920129090EL	TAMPA F.F.D400 1000X1000 EXT.ELECT.R.141/142	472.73

TAMPAS RED.QUAD.SAN**FECHO PARA TAMPA D400 60**

0829050801	FECHO PARA TAMPA FF D400 60	SobConsulta
------------	-----------------------------	-------------

GRELHA FF P/CALEIRA C250 600X200

+351 244 800 160
+351 244 802 323



geral@canalcentro.pt
info@canalcentro.pt



R. do Bailadouro s/nº,
2410-211 Pousos



08290536600200	GRELHA FF C250 S/ARO 60X20X2.7 SAN	22.75
08290536600300	GRELHA FF C250 S/ARO 60X30X2.7 SAN	SobConsulta
08290536750300	GRELHA FF C250 S/ARO 75X30	SobConsulta
GRELHAS C/ARO ANTI-ROUBO SAN		
0829052559024030B	GRELHA F.F.ANTI-ROUBO 59X24X3 B125 SAN	47.97
GRELHAS QUADRADAS C/ARO CONCAVA		
082905424040	GRELHA C/ARO QUADRADA CONCAVA C250 40X40	41.29
082905425050	GRELHA C/ARO QUADRADA CONCAVA C250 50X50	53.86
GRELHAS QUADRADAS C/ARO SAN		
082905415050	GRELHA C/ARO QUADRADA PLANA C250 50X50	59.26
082905416060	GRELHA C/ARO QUADRADA PLANA C250 60X60	70.03
082905417070	GRELHA C/ARO QUADRADA PLANA C250 70X70	80.81
082905418080	GRELHA C/ARO QUADRADA PLANA C250 80X80	SobConsulta
GRELHAS RED.C/ARO SAN		
08290538530	GRELHA REDONDA C/ARO 530 RN SAN	64.65
GRELHAS RETANG.C/ARO SAN		
0829053459024030N	GRELHA F.F.NORMAL C/ARO 59X24X30 SAN	40.28
0829053465535540	GRELHA C/ARO MOD.AM 65.5X35.5X40 SAN	55.86
0829053472040555	GRELHA ANTI-ROUB.C250 AM 72X40.5X5.5 SAN	80.00
TAMPAS F.F.RETANG.B125 C/ARO SAN		
0829052001	TAMPA RECT.C/ARO NR1 B125 SAN	199.53
0829052002	TAMPA RECT.C/ARO NR2 B125 SAN	404.02
TAMPAS F.F.RETANG.D400 C/ARO SAN		
0829052101	TAMPA RECT.C/ARO NR1 D400 SAN	269.36
0829052102	TAMPA RECT.C/ARO NR2 D400 SAN	476.36
0829052103	TAMPA RECT.C/ARO NR3 D400 SAN	533.72
TAMPAS F.F.RETANG.REBAIXADAS B125 SAN		
0829052302	TAMPA RECT.REB.1118X729 N TELECON SAN	SobConsulta
TAMPAS QUAD.B125 P/PASSEIO SAN		
082905114040	TAMPA QUAD.B125 P/PASSEIO 40X40 SAN	29.92
082905115050	TAMPA QUAD.B125 P/PASSEIO 50X50 SAN	45.85
082905115050EL	TAMPA QUAD.B125 P/PAS.50X50 ELECTRI.SAN	45.85
082905116060	TAMPA QUAD.B125 P/PASSEIO 60X60 SAN	69.67
082905116060EL	TAMPA QUAD.B125 P/PAS.60X60 ELECTRI.SAN	69.67
082905117070S	TAMPA QUAD.B125 P/PASSEIO 70X70 SANE.SAN	SobConsulta
TAMPAS QUAD.B125 SAN		
082905103030	TAMPA QUAD.B125 30X30 SAN	19.43
082905104040	TAMPA QUAD.B125 40X40 SAN	29.92
082905105050	TAMPA QUAD.B125 50X50 SAN	37.93
082905105050R	TAMPA QUAD.REF.B125 50X50 SAN	45.85
082905105858	TAMPA QUAD.B125 58X58 SAN	63.65
082905106060	TAMPA QUAD.B125 60X60 SAN	69.67
082905107070	TAMPA QUAD.B125 70X70 SAN	140.00
08290510D6060EL	TAMPA QUAD.D400KN 60X60 ELECT.SAN	135.00
08290510D6060T	TAMPA QUAD.D400 60X60 DOMESTICOS SAN	135.00
TAMPAS QUAD.C250 REB.SAN		
082905125050	TAMPA QUAD.REB.C250 50X50 SAN	SobConsulta
082905126060	TAMPA QUAD.REB.C250 60X60 SAN	SobConsulta
TAMPAS QUAD.D400 REB.SAN		
082905136060	TAMPA QUAD.REB.D400 60X60 SAN	SobConsulta
082905137070	TAMPA QUAD.REB.D400 70X70 SAN	SobConsulta
TAMPAS QUAD.REBAIX.60X60 B125 SAN		
082905146060	TAMPA QUAD.REBAIXADA 60X60 B125 SAN.	SobConsulta
TAMPAS RED.A15 C/ARO SAN		
08290501050	TAMPA RED. A15 C/ARO 50 SAN	53.87
08290501050R	TAMPA RED. REF. A15 C/ARO 50 SAN	68.83
08290501060	TAMPA RED. A15 C/ARO 60 SAN	65.31



TAMPAS RED.B125 C/ARO SAN

0829050250	TAMPA F.F.RED.B125 50 AG.PLUV.SAN	66.75
0829050250S	TAMPA F.F.RED.B125 50 SANEAMENTO SAN	66.75
0829050255	TAMPA F.F.RED.B125 55 SAN	76.01
0829050255AP	TAMPA F.F.RED.B125 55 PLUVIAIS SAN	76.01
0829050255E	TAMPA F.F.RED.B125 55 ESGOTOS SAN	76.01
0829050255EL	TAMPA F.F.RED.B125 55 ELECTRIC.SAN	76.01
0829050255S	TAMPA F.F.RED.B125 55 SANEAM.SAN	76.01
0829050260	TAMPA F.F.RED.B125 60 ILUMINAÇÃO SAN	73.08
0829050260AP	TAMPA F.F.RED.B125 60 PLUVIAIS SAN	73.08
0829050260E	TAMPA F.F.RED.B125 60 ESGO. SAN	73.08
0829050260EL	TAMPA F.F.RED.B125 60 ELECTRIC.SAN	73.08
0829050260OL	TAMPA F.F.RED.B125 60 OLEOSAS SAN	73.08
0829050260S	TAMPA F.F.RED.B125 60 SANEAM. SAN	73.08
0829050260T	TAMPA F.F.RED.B125 60 TELEC. SAN	73.08

TAMPAS RED.D400 C/ARO SAN

0829050450S	TAMPA F.F.RED.D400 50 SANEAM.SAN	80.81
0829050455	TAMPA F.F.RED.D400 55 SAN	129.05
0829050455AP	TAMPA F.F.RED.D400 55 AGUAS PLUVIAIS SAN	129.05
0829050455EL	TAMPA F.F.RED.D400 55 ELECTRIC.SAN	129.05
0829050460	TAMPA F.F.RED.D400 60 SAN	110.74
0829050460A	TAMPA F.F.RED.D400 60 AGUAS SAN	110.74
0829050460AP	TAMPA F.F.RED.D400 60 A.PLUVIAIS SAN	110.74
0829050460E	TAMPA F.F.RED.D400 60 ESGOTOS SAN	110.74
0829050460EL	TAMPA F.F.RED.D400 60 ELECRIC.SAN	110.74
0829050460F	TAMPA F.F.RED.D400 60 FIBRA OPTICA SAN	110.74
0829050460I	TAMPA F.F.RED.D400 60 ILUMINAÇÃO SAN	110.74
0829050460S	TAMPA F.F.RED.D400 60 SANEAM.SAN	110.74
0829050460T	TAMPA F.F.RED.D400 60 TELECOMU.SAN	110.74

TAMPAS RED.D400KN C/ARO SAN

08290505045	TAMPA RED.400KN 45 SAN	237.03
08290505050	TAMPA RED.400KN 50 SAN	80.81
08290505050R	TAMPA RED.REF.400KN 50 SAN	96.64
08290505AR055	TAMPA RED.400KN ANTI-ROUBO 55 SAN	104.15
08290505AR060	TAMPA RED.400KN ANTI-ROUBO 60 SAN	110.74
08290505AR060R	TAMPA RED.REF.400KN ANTI-ROUBO 60 SAN	118.80

TAMPAS RED.F.F.C250 C/ARO SAN

08290503050	TAMPA RED.C250 50 SAN	80.00
08290503050R	TAMPA RED.REF. C250 50 SAN	84.46
08290503055	TAMPA RED.C250 55 SAN	88.46

TAMPAS RED.QUAD.URC**TAMPAS RECTANGULARES F900 URC**

082907321390	TAMPA ERMATIC RECT.F900 1390X1120 URC	SobConsulta
--------------	---------------------------------------	-------------

TAMPAS RECTANGULARES TECOMUNICAÇÕES CRU

0829072001	TAMPA RECTANG.REB.FC2R 600X750 PT URC	169.09
0829072002	TAMPA RECTANG.REB.FC2R 1200X750 PT URC	310.91

TAMPAS RED.F900 URC

08290730060	TAMPA RED.600 F900 SOLO URC	SobConsulta
-------------	-----------------------------	-------------

TAMPAS RED.QUAQ.F.V.**FECHOS P/TAMPAS RED.**

08290825001	FECHO ANTI-ROUBO P/TAMPA FF MIRENE	SobConsulta
-------------	------------------------------------	-------------

TAMPAS F.F.B125 RECTANGULARES F.V.

0829082001	TAMPA RECTANGULAR PT1 - B125 TELECOM	171.00
0829082002	TAMPA RECTANGULAR PT2 - B125 TELECOM	330.00
0829082003	TAMPA RECTANGULAR PT3 - B125 TELECOM	490.00

TAMPAS F.F.D400 RECTANGULARES V.F.

08290821001	TAMPA RECTANGULAR PT1 - D400 TELECOM	242.00
-------------	--------------------------------------	--------



08290821002	TAMPA RECTANGULAR PT2 - D400 TELECOM	480.00
08290821003	TAMPA RECTANGULAR PT3 - D400 TELECOM	725.00
0829082101	TAMPA RECT.D400 NR1 600X750 TELECOM F.V.	280.00
0829082102	TAMPA RECT.D400 NR2 1200X750 TELEC. F.V.	540.00
0829082103	TAMPA RECT.D400 NR3 1500X750 TELEC.F.V.	SobConsulta
TAMPAS QUADRADAS F.F.C250 F.V.		
082908116060AP	TAMPA F.F.QUAD.C250 60X60 AG.PLUV.F.V.	93.00
082908116060S	TAMPA F.F.QUAD.C250 60X60 SANEAM.F.V.	93.00
TAMPAS QUADRADAS F.F.D400 F.V.		
082908126060	TAMPA F.F.QUAD.D400 60X60 RESID.F.V.	SobConsulta
TAMPAS QUADRADAS F.F.REBAIXADA B125 F.V.		
0829081460REVB	TAMPA QUADRADA REB.660X660 R.60REVB125	110.00
TAMPAS QUADRADAS F.F.REBAIXADA C250 F.V.		
0829081560C	TAMPA QUAD.REB.60X60 C250 REF.60REVC250	145.00
TAMPAS RED.F.F.B125 C/ARO F.V.		
0829080249	TAMPA F.F.RED.B125 49,5 N°10 F.V.	70.00
0829080249AP	TAMPA F.F.RED.B125 49,5 N°10 AG.PLUVIAIS	70.00
0829080249D	TAMPA F.F.RED.B125 49,5 N°10 DOMESTICOS	70.00
0829080260055B	TAMPA RED.F.F. 55 B125 REF.60055B125 F.V.	116.00
TAMPAS RED.F.F.D400 C/ARO F.V.		
0829080449	TAMPA F.F.RED.D400 49,5 N°10 F.V.	75.00
0829080449AP	TAMPA F.F.RED.D400 49,5 N°10 A.PLUV.F.V.	75.00
0829080449EL	TAMPA F.F.RED.D400 49,5 N°10 ELECTIC.F.V.	75.00
0829080449S	TAMPA F.F.RED.D400 49,5 N°10 SANEAM F.V.	75.00
0829080460M	TAMPA F.F.RED.D400 60 MIRENE F.V.	140.50
0829080460MA	TAMPA F.F.RED.D400 60 MIRENE AGUAS F.V.	140.50
0829080460MAB	TAMPA F.F.RED.D400 60 MIRENE ABAST.F.V.	140.50
0829080460MED	TAMPA F.F.RED.D400 60 MIRENE SANEAM. F.V.	140.50
0829080460MEL	TAMPA F.F.RED.D400 60 MIRENE ELECT F.V.	140.50
0829080460MEP	TAMPA F.F.RED.D400 60 MIRENE ESGOTO F.V.	140.50
0829080460T	TAMPA F.F.RED.D400 60 MIRENE TELEC.F.V.	140.50

TUBO/ACES.DRENAGEM CORRUGADOS**ACESSORIOS P/TUBO CA****PENTE P/TUBO CABLAGEM 2ww**

08500702090	PENTE P/TUBO CABLAGEM 2ww 90	SobConsulta
08500702110	PENTE P/TUBO CABLAGEM 2ww 110	0.80
08500702125	PENTE P/TUBO CABLAGEM 2ww 125	1.62

TAMPAO P/TUBO CABLAGEM 2ww

08500703050	TAMPAO P/TUBO CABLAGEM 2ww 50	0.63
08500703063	TAMPAO P/TUBO CABLAGEM 2ww 63	0.74
08500703090	TAMPAO P/TUBO CABLAGEM 2ww 90	1.02
08500703110	TAMPAO P/TUBO CABLAGEM 2ww 110	1.14
08500703125	TAMPAO P/TUBO CABLAGEM 2ww 125	1.29
08500703160	TAMPAO P/TUBO CABLAGEM 2ww 160	1.69

UNIAO P/TUBO CABLAGEM 2ww

08500701040	UNIAO P/TUBO CABLAGEM 2ww 40	1.04
08500701050	UNIAO P/TUBO CABLAGEM 2ww 50	1.16
08500701063	UNIAO P/TUBO CABLAGEM 2ww 63	1.22
08500701075	UNIAO P/TUBO CABLAGEM 2ww 75	1.40
08500701080	UNIAO P/TUBO CABLAGEM 2ww 80	1.54
08500701090	UNIAO P/TUBO CABLAGEM 2ww 90	1.64
08500701100	UNIAO P/TUBO CABLAGEM 2ww 100	2.16
08500701110	UNIAO P/TUBO CABLAGEM 2ww 110	2.17
08500701125	UNIAO P/TUBO CABLAGEM 2ww 125	2.65
08500701160	UNIAO P/TUBO CABLAGEM 2ww 160	4.73
08500701200	UNIAO P/TUBO CABLAGEM 2ww 200	6.20

CAIXAS INSPECAO AMB+351 244 800 160
+351 244 802 323geral@canalcentro.pt
info@canalcentro.ptR. do Bailadouro s/nº,
2410-211 Pousos

BASES EM PP AMBIDUR

0850130304000160	BASE EM PP 3 ENT./1 SAID.400X160 AMBIDUR	SobConsulta
------------------	--	-------------

SISTEMAS TELESCOPICOS AMBIDUR

08501301B125	SISTEMA TELESCOPICO C/TAMPA B125	SobConsulta
08501301D400	SISTEMA TELESCOPICO C/TAMPA D400	SobConsulta

TUBOS DE ELEVAÇÃO AMBIDUR

085013020400	TUBO ELEVAÇÃO 400 AMBIDUR	SobConsulta
085013020800	TUBO ELEVAÇÃO 800 AMBIDUR	SobConsulta
085013021200	TUBO ELEVAÇÃO 1200 AMBIDUR	SobConsulta
085013022000	TUBO ELEVAÇÃO 2000 AMBIDUR	SobConsulta

CAIXAS INSPECAO DUR**BASE P/TUBO CORRUGADO DURALIGHT**

085012204001251E	BASE P/TB CORRUGADO 400X125 1E	72.00
085012204001601E	BASE P/TB CORRUGADO 400X160 1E	72.00
085012204001602ECD	BASE P/TB CORRUGADO 400X160 2E/CD	75.00
085012204001602ECE	BASE P/TB CORRUGADO 400X160 2E/CE	75.00
085012204001603E	BASE P/TB CORRUGADO 400X160 3E	78.40
085012204002003E	BASE P/TB CORRUGADO 400X200 3E	169.00

BASE P/TUBO LISO DURALIGHT

085012254001601E	BASE P/TUBO LISO 400X160 1E	73.00
085012254001602ECD	BASE P/TUBO LISO 400X160 2E-CD	78.00
085012254001602ECE	BASE P/TUBO LISO 400X160 2E-CE	78.00
085012254001603E	BASE P/TUBO LISO 400X160 3E	83.00

CAMISA TELESC.C/TAMPA INCLUIDA DURALIGH

08501205B125	CAMISA TELESC.C/TAMPA INCLUIDA B125	121.71
08501205D400	CAMISA TELESC.C/TAMPA INCLUIDA D400	133.50

JUNTA TELESCOPICA DURALIGHT

08501210400315	JUNTA TELESCOPICA 400/315	26.00
----------------	---------------------------	-------

TAMPAS FFD DN 315 DURALIGHT

08501201B125	TAMPA FFD DN 315 B125	80.00
08501201D400	TAMPA FFD DN 315 D400	92.00

TUBO DE ELEVAÇÃO DURALIGHT

085012154000400	TUBO DE ELEVAÇÃO 400X400	19.60
085012154000800	TUBO DE ELEVAÇÃO 400X800	30.80
085012154001200	TUBO DE ELEVAÇÃO 400X1200	42.00
085012154001600	TUBO DE ELEVAÇÃO 400X1600	64.40
085012154002000	TUBO DE ELEVAÇÃO 400X2000	67.20
085012154002400	TUBO DE ELEVAÇÃO 400X2400	88.00
085012154002800	TUBO DE ELEVAÇÃO 400X2800	101.00
085012154003200	TUBO DE ELEVAÇÃO 400X3200	115.00
085012154006000	TUBO DE ELEVAÇÃO 400X6000	SobConsulta

CAIXAS DE VISITA COM**ANEL BETAO P/TEGRA 1000**

085015011050650	ANEL BETAO P/TEGRA 1000 1050X650	66.50
085015011080230	ANEL BETAO P/TEGRA 1000 1080X230	103.00

ANEL DE BETAO P/TEGRA 600

085014011050600	ANEL BETAO P/TEGRA 600 1050X600	86.83
-----------------	---------------------------------	-------

ANEL DUPLA BOCA P/TEGRA 1000

085015041000	ANEL DUPLA BOCA 1000X1000 P/TEGRA 1000	352.58
--------------	--	--------

ANEL SIMPLES P/TEGRA 1000

0850150510000500	ANEL SIMPLES 1000 P/TEGRA 500	184.43
0850150510001000	ANEL SIMPLES 1000 P/TEGRA 1000	345.50

BASE ALTA CEGA P/TEGRA 1000

0850150810001000	BASE ALTA CEGA 100X604 P/TEGRA 1000	352.60
------------------	-------------------------------------	--------

BASE CEGA P/TEGRA 1000

0850150710000604	BASE CEGA 100X604 P/TEGRA 1000	282.99
------------------	--------------------------------	--------



BASE P/TEGRA 1000

08501506160180	BASE 1000X160 180° P/TEGRA 1000	251.96
08501506160180245	BASE 1000X160 180° 2X45° P/TEGRA 1000	265.26
08501506200090	BASE 1000X200 90° P/TEGRA 1000	269.07
08501506200135	BASE 1000X200 135° P/TEGRA 1000	269.07
08501506200150	BASE 1000X200 150° P/TEGRA 1000	269.07
08501506200165	BASE 1000X200 165° P/TEGRA 1000	269.07
08501506200180	BASE 1000X200 180° P/TEGRA 1000	269.07
08501506200180245	BASE 1000X200 180° 2X45° P/TEGRA 1000	282.99
08501506250180	BASE 1000X250 180° P/TEGRA 1000	304.54
08501506315135	BASE 1000X315 135° P/TEGRA 1000	315.98
08501506315150	BASE 1000X315 150° P/TEGRA 1000	315.98
08501506315165	BASE 1000X315 165° P/TEGRA 1000	315.98
08501506315180	BASE 1000X315 180° P/TEGRA 1000	315.98
08501506315180245	BASE 1000X315 180° 2X45° P/TEGRA 1000	338.45
08501506400180	BASE 1000X400 180° P/TEGRA 1000	383.81

BASE P/TEGRA 600

08501404160090	BASE 600X160 90°	195.96
08501404160120	BASE 600X160 120°	195.98
08501404160150	BASE 600X160 150°	195.24
08501404160180	BASE 600X160 180°	195.96
08501404160180190	BASE 600X160 180° C/1 ENT.90°	207.88
08501404160180290	BASE 600X160 180° C/2 ENT.90°	220.93
08501404200090	BASE 600X200 90°	202.97
08501404200120	BASE 600X200 120°	202.05
08501404200150	BASE 600X200 150°	202.09
08501404200180	BASE 600X200 180°	202.79
08501404200180190	BASE 600X200 180° C/1 ENT.90°	217.58
08501404200180290	BASE 600X200 180° C/2 ENT.90°	233.37
08501404250090	BASE 600X250 90°	240.03
08501404250120	BASE 600X250 120°	239.99
08501404250150	BASE 600X250 150°	237.69
08501404250180	BASE 600X250 180°	238.92
08501404250180190	BASE 600X250 180° C/1 ENT.90°	269.17
08501404250180290	BASE 600X250 180° C/2 ENT.90°	299.46
08501404315090	BASE 600X315 90°	257.62
08501404315120	BASE 600X315 120°	255.12
08501404315150	BASE 600X315 150°	258.50
08501404315180	BASE 600X315 180°	256.29
08501404315180190	BASE 600X315 180° C/1 ENT.90°	296.42
08501404315180290	BASE 600X315 180° C/2 ENT.90°	334.97
08501404400180	BASE 600X400 180°	261.81

CONE P/TEGRA 1000

085015021000600	CONE P/TEGRA 1000 1000X600	203.00
085015021000700	CONE P/TEGRA 1000 1000X700	SobConsulta

TAMPAS M PVC WAVIN

08501510315	TAMPA M DE PVC DN 315 MM 07F406	14.30
-------------	---------------------------------	-------

TAMPOES PVC WAV.

085015090200	TAMPAO PVC D.200 MM WA08-05F160	7.00
--------------	---------------------------------	------

TUBO P/TEGRA 600

085014022400600	TUBO P/TEGRA 600 2400X600	222.44
-----------------	---------------------------	--------

VEDANTE P/TEGRA 1000

085015030590	VEDANTE 590 MM 590 R.05F002	12.16
085015030640	VEDANTE P/ANEL CONE 640 P/TEGRA 1000	12.16
085015031100	VEDANTE P/BASE ANEL 1100 P/TEGRA 1000	34.00
085015031101	VEDANTE P/BASE 1100 P/TEGRA 1000	34.00

VEDANTE P/TEGRA 600

08501403600	VEDANTE P/TEGRA 600	30.32
-------------	---------------------	-------



+351 244 800 160
+351 244 802 323



geral@canalcentro.pt
info@canalcentro.pt



R. do Bailadouro s/nº,
2410-211 Pousos

 **canalcentro**

CAIXAS VISITA AMBIDU**CONE EXCENTRICO P/CX VISITA AMBIDUR**

085016011000	CONE EXCENTRICO DN1000 AMBIDUR	SobConsulta
--------------	--------------------------------	-------------

VEDANTES P/CX VISITA AMBIDUR

085016021000	ANEL BORRACHA P/CX VISITA DN1000	SobConsulta
--------------	----------------------------------	-------------

GEOTEXTEIS**MANTAS GEOTEXTEIS**

08500301120	MANTA GEOTEXTIL 120GR C/2 MT ALT X100	0.60
08500301120D	MANTA GEOTEXTIL 120GR C/4 MT ALT.X100	0.60
08500301120D1	MANTA GEOTEXTIL 120GR C/1 MT ALT X100	0.60
08500301120D2	MANTA GEOTEXTIL 120GR C/2 MT ALT X125	0.60
08500301150	MANTA GEOTEXTIL 150GR C/2 MT ALT.X100	0.68
08500301150D	MANTA GEOTEXTIL 150GR C/4 MT ALT.X100	0.68
08500301150G	MANTA GEOTEXTIL 150GR C/4 X100 REFORÇ.	SobConsulta
08500301160	MANTA GEOTEXTIL 160GR C/2 MT ALT.X100	SobConsulta
08500301180	MANTA GEOTEXTIL 180GR	0.90
08500301185	MANTA GEOTEXTIL 185GR	SobConsulta
08500301200	MANTA GEOTEXTIL 200GR C/4 MT ALT.X100	0.97
08500301200G	MANTA GEOTEXTIL 200GR C/4 X100 REFORÇ.	SobConsulta
08500301200M	MANTA GEOTEXTIL 200GR C/2 MT ALT.X100	0.97
08500301250	MANTA GEOTEXTIL 250GR C/4 MT ALT.X100	1.05
08500301250D	MANTA GEOTEXTIL 250GR C/2 MT ALT.X50	1.05
08500301280	MANTA GEOTEXTIL 280GR	SobConsulta
08500301300	MANTA GEOTEXTIL 300GR	1.09
08500301350	MANTA GEOTEXTIL 350GR	1.33
08500301400	MANTA GEOTEXTIL 400GR	1.56
08500301500	MANTA GEOTEXTIL 500GR ALT.X 50	SobConsulta

MANTAS POLIPROPILENO

08500302200D	MANTA GEOTXT.POLIPROPILENO 200GR C/5.25M	1.05
08500302235	MANTA GEOTXT.POLIPROPILE.235GR C/5.25 MT	SobConsulta
08500302300	MANTA GEOTXT.POLIPROPILE.300GR C/5.25 MT	SobConsulta
08500302GX15	MANTA GEOTEXTIL GEONIL G-15 150GR C/4 MT	SobConsulta
08500302GX18	MANTA GEOTEXTIL GEONIL G-18 180GR C/4 MT	SobConsulta

MEMBRANAS DRENANTES**MEMBRANAS DRENANTES**

0850040101	MEMBRANA C/GEOTEXTIL ISOSTUD GEO	5.44
0850040102	MEMBRANA DANODREN H15 (2.10X28)	2.00
0850040103	MEMBRANA DANODREN H10 (2.10X30)	2.00
0850040106	MEMBRANA DANODREN H15 PLUS C/G (2.10X15)	SobConsulta
0850040110	SACO FIXACAO MANTA DRENANTE (200 UNI)	35.00
08500401M01	MEMBRANA MAXONDA MD500 (2.50X30)	2.00
08500401M02	MEMBRANA MAXONDA MD500 C/GEO.(2X20)	5.44

TUBOS CORRUGADO RUB**TUBO CABOS VD CE CREME**

08500805032	TUBO P/CABOS VD CE CREME DN32	SobConsulta
-------------	-------------------------------	-------------

TUBO CORRUGADO PAREDE SIMPLES

08500800CC20	TUBO CORRUG.PAREDE SIMPL.CINZA C/GUIA 20	SobConsulta
08500800CC32	TUBO CORRUG.PAREDE SIMPL.CINZA C/GUIA 32	0.32

TUBO IBOGRIS CINZA C/GUIA

08500804GC25	TUBO IBOGRIS CINZA C/GUIA 25	SobConsulta
--------------	------------------------------	-------------

TUBO PVC VERDE P/CABOS 6KG

08500803110	TUBO PVC VERDE P/CABO 6KG/110	SobConsulta
-------------	-------------------------------	-------------

TUBOS RUB-CAB CORRUGADO CINZENTO

08500801110	TUBO RUBCAB CORRUGADO 110	2.50
08500801125	TUBO RUBCAB CORRUGADO 125	3.04

TUBOS RUB-SAN CORRUGADO

08500802125	TUBO RUG-SAN CORRUGADO 125 SN 6	3.90
-------------	---------------------------------	------



08500802200	TUBO RUG-SAN CORRUGADO 200 SN 6	9.40
-------------	---------------------------------	------

TUBOS CORRUGADO TPC/**TUBO CORRUG.VERMELHO PEAD ROLO**

08500502040	TUBO CORRUG.P/CABOS VERM.PEAD ROLO 40	0.85
08500502050	TUBO CORRUG.P/CABOS VERM.PEAD ROLO 50	1.08
08500502063	TUBO CORRUG.P/CABOS VERM.PEAD ROLO 63	1.27
08500502075	TUBO CORRUG.P/CABOS VERM.PEAD ROLO 75	1.77
08500502090	TUBO CORRUG.P/CABOS VERM.PEAD ROLO 90	2.05
08500502110	TUBO CORRUG.P/CABOS VERM.PEAD ROLO 110	2.50
08500502125	TUBO CORRUG.P/CABOS VERM.PEAD ROLO 125	3.04
08500502140	TUBO CORRUG.P/CABOS VERM.PEAD ROLO 140	SobConsulta
08500502160	TUBO CORRUG.P/CABOS VERM.PEAD ROLO 160	4.40
08500502200	TUBO CORRUG.P/CABOS VERM.PEAD ROLO 200	6.25

TUBO CORRUG.VERMELHO PEAD VARA

08500501063	TUBO CORRUG.P/CABOS VERM.PEAD VARA 63	1.27
08500501090	TUBO CORRUG.P/CABOS VERM.PEAD VARA 90	2.05
08500501110	TUBO CORRUG.P/CABOS VERM.PEAD VARA 110	2.50
08500501125	TUBO CORRUG.P/CABOS VERM.PEAD VARA 125	3.04
08500501140	TUBO CORRUG.P/CABOS VERM.PEAD VARA 140	3.31
08500501160	TUBO CORRUG.P/CABOS VERM.PEAD VARA 160	5.08
08500501200	TUBO CORRUG.P/CABOS VERM.PEAD VARA 200	6.90

TUBOS CORRUGADO VERD**TUBOS CORRUGADO VERDE PEAD ROLO**

08500602040	TUBO CORRUGADO VERDE PEAD ROLO 40	0.85
08500602050	TUBO CORRUGADO VERDE PEAD ROLO 50	1.08
08500602063	TUBO CORRUGADO VERDE PEAD ROLO 63	1.27
08500602075	TUBO CORRUGADO VERDE PEAD ROLO 75	1.77
08500602090	TUBO CORRUGADO VERDE PEAD ROLO 90	2.05
08500602110	TUBO CORRUGADO VERDE PEAD ROLO 110	2.50
08500602125	TUBO CORRUGADO VERDE PEAD ROLO 125	3.04
08500602160	TUBO CORRUGADO VERDE PEAD ROLO 160	4.40

TUBOS CORRUGADO VERDE PEAD VARA

08500601050	TUBO CORRUGADO VERDE PEAD VARA 50	1.08
08500601063	TUBO CORRUGADO VERDE PEAD VARA 63	1.27
08500601090	TUBO CORRUGADO VERDE PEAD VARA 90	2.05
08500601110	TUBO CORRUGADO VERDE PEAD VARA 110	2.50
08500601125	TUBO CORRUGADO VERDE PEAD VARA 125	3.04
08500601160	TUBO CORRUGADO VERDE PEAD VARA 160	5.08
08500601200	TUBO CORRUGADO VERDE PEAD VARA 200	6.90

TUBOS CORRUGADOS P/S**TUBOS CORRUG.P/DRENAGEM DURALIGHT SN**

085002050250	TUBO CORRUG.DRENAG.DURALGHT SN4 250	10.80
085002050315	TUBO CORRUG.DRENAG.DURALGHT SN4 315	15.84
085002050400	TUBO CORRUG.DRENAG.DURALGHT SN4 400	27.00
085002050500	TUBO CORRUG.DRENAG.DURALGHT SN4 500	44.10
085002050630	TUBO CORRUG.DRENAG.DURALGHT SN4 630	66.60

TUBOS CORRUGADOS P/DRENAGEM AMBIDUR

08500203110	TUBO CORRUG.P/DRENAGEM AMBIDUR 110	4.00
08500203125	TUBO CORRUG.P/DRENAGEM AMBIDUR 125	4.75
08500203160	TUBO CORRUG.P/DRENAGEM AMBIDUR 160	8.00
08500203200	TUBO CORRUG.P/DRENAGEM AMBIDUR 200	13.50
08500203250	TUBO CORRUG.P/DRENAGEM AMBIDUR 250	20.75
08500203315	TUBO CORRUG.P/DRENAGEM AMBIDUR 315	SobConsulta
08500204100	TUBO DRENAGEM C2 AMR SP 100 VARA	2.43
08500204125	TUBO DRENAGEM C2 AMR SP 125 VARA	4.12
08500204160	TUBO DRENAGEM C2 AMR SP 160 VARA	5.70
08500204200	TUBO DRENAGEM C2 AMR SP 200 VARA	8.80

TUBOS CORRUGADOS P/DRENAGEM URADREN

+351 244 800 160
+351 244 802 323



geral@canalcentro.pt
info@canalcentro.pt



R. do Bailadouro s/nº,
2410-211 Pousos



08500201100	TUBO CORRUGADO URADREN 100	SobConsulta
08500201160	TUBO CORRUGADO URADREN 160	SobConsulta
08500201200	TUBO CORRUGADO URADREN 200	SobConsulta
08500201250	TUBO CORRUGADO URADREN 250	SobConsulta
08500201315	TUBO CORRUGADO URADREN 315	SobConsulta
08500201400	TUBO CORRUGADO URADREN 400	SobConsulta

TUBOS E ACESSORIOS**BOCAS P/TUBO DURALIGHT PP**

08500921125B	BOCA P/TUBO DURALIGHT PP 125	3.20
08500921160B	BOCA P/TUBO DURALIGHT PP 160	5.70
08500921200B	BOCA P/TUBO DURALIGHT PP 200	6.00
08500921250B	BOCA P/TUBO DURALIGHT PP 250	10.60
08500921315B	BOCA P/TUBO DURALIGHT PP 315	SobConsulta
08500921400B	BOCA P/TUBO DURALIGHT PP 400	22.60
08500921500B	BOCA P/TUBO DURALIGHT PP 500	SobConsulta

BROCA CRANIANA DURALIGHT PP

08500920125B	BROCA CRANIANA DURALIGHT PP 125	1160.0
08500920160B	BROCA CRANIANA DURALIGHT PP 160	1160.0
08500920200B	BROCA CRANIANA DURALIGHT PP 200	1160.0

CLIPS ELASTOMERICO DURALIGHT PP

08500919200125	CLIP ELASTOME.DURALIGHT PP 200/125	23.50
08500919200160	CLIP ELASTOME.DURALIGHT PP 200/160	30.00
08500919315160	CLIP ELASTOME.DURALIGHT PP 315/160	31.00
08500919315200	CLIP ELASTOME.DURALIGHT PP 315/200	37.50
08500919400160	CLIP ELASTOME.DURALIGHT PP 400/160	38.00
08500919400200	CLIP ELASTOME.DURALIGHT PP 400/200	38.50

CURVAS 15° DURALIGHT PP

08500904125M	CURVA DURALIGHT PP 125X15° M	25.39
08500904160I	CURVA DURALIGHT PP 160X15° I	17.27
08500904200I	CURVA DURALIGHT PP 200X15° I	30.63
08500904250M	CURVA DURALIGHT PP 250X15° M	60.65
08500904315M	CURVA DURALIGHT PP 315X15° M	97.50
08500904400M	CURVA DURALIGHT PP 400X15° M	133.00

CURVAS 30° DURALIGHT PP

08500905125M	CURVA DURALIGHT PP 125X30° I	25.39
08500905160I	CURVA DURALIGHT PP 160X30° I	17.27
08500905200I	CURVA DURALIGHT PP 200X30° I	30.63
08500905250I	CURVA DURALIGHT PP 250X30° I	62.23
08500905315M	CURVA DURALIGHT PP 315X30° M	97.50
08500905400M	CURVA DURALIGHT PP 400X30° M	137.00

CURVAS 45° DURALIGHT PP

08500906125M	CURVA DURALIGHT PP 125X45° M	25.79
08500906160I	CURVA DURALIGHT PP 160X45° I	26.60
08500906200I	CURVA DURALIGHT PP 200X45° I	37.10
08500906250M	CURVA DURALIGHT PP 250X45° M	91.70
08500906315M	CURVA DURALIGHT PP 315X45° M	150.50
08500906400M	CURVA DURALIGHT PP 400X45° M	332.50
08500906500M	CURVA DURALIGHT PP 500X45° M	475.30

CURVAS 88° DURALIGHT PP

08500907125M	CURVA DURALIGHT PP 125X88° M	36.80
08500907160I	CURVA DURALIGHT PP 160X88° I	28.00
08500907200I	CURVA DURALIGHT PP 200X88° I	38.50
08500907250M	CURVA DURALIGHT PP 250X88° M	93.10
08500907315M	CURVA DURALIGHT PP 315X88° M	151.90
08500907400M	CURVA DURALIGHT PP 400X88° M	333.90
08500907500M	CURVA DURALIGHT PP 500X88° M	476.70

FORQUILHAS CORRUGADO DURALIGHT PP

08500908125125M	FORQUILHA DURALIGHT 125/125M	47.00
-----------------	------------------------------	-------



08500908160160I	FORQUILHA DURALIGHT 160/160 I	66.00
08500908200125I	FORQUILHA DURALIGHT 200/125 I	28.70
08500908200160I	FORQUILHA DURALIGHT 200/160 I	39.90
08500908200200I	FORQUILHA DURALIGHT 200/200 I	70.00
08500908250125M	FORQUILHA DURALIGHT 250/125 M	105.00
08500908250160M	FORQUILHA DURALIGHT 250/160 M	105.00
08500908250200M	FORQUILHA DURALIGHT 250/200 M	146.30
08500908250250M	FORQUILHA DURALIGHT 250/250 M	172.20
08500908315125M	FORQUILHA DURALIGHT 315/125 M	175.00
08500908315160M	FORQUILHA DURALIGHT 315/160 M	285.00
08500908315200M	FORQUILHA DURALIGHT 315/200 M	195.30
08500908315250M	FORQUILHA DURALIGHT 315/250 M	195.30
08500908315315M	FORQUILHA DURALIGHT 315/315 M	308.00
08500908400160M	FORQUILHA DURALIGHT 400/160 M	336.00
08500908400200M	FORQUILHA DURALIGHT 400/200 M	336.00
08500908400250M	FORQUILHA DURALIGHT 400/250 M	357.70
08500908400315M	FORQUILHA DURALIGHT 400/315 M	357.70
08500908400400M	FORQUILHA DURALIGHT 400/400 M	357.70
08500908500200M	FORQUILHA DURALIGHT 500/200 M	353.50
08500908500500M	FORQUILHA DURALIGHT 500/500 M	563.50
08500908FF200160	FORQUILHA DURALIGHT 200/160 F/F	28.00

FORQUILHAS CORRUGADO/LISO DURALIGHT PP

08500909160110M	FORQ.COR./LISO DURALIGHT 160/110 M	77.00
08500909200125I	FORQ.COR./LISO DURALIGHT 200/125 I	24.50
08500909200160I	FORQ.COR./LISO DURALIGHT 200/160 I	39.90
08500909200200I	FORQ.COR./LISO DURALIGHT 200/200 I	80.50
08500909250125M	FORQ.COR./LISO DURALIGHT 250/125 M	105.00
08500909250160M	FORQ.COR./LISO DURALIGHT 250/160 M	105.00
08500909250200M	FORQ.COR./LISO DURALIGHT 250/200 M	213.50
08500909315125M	FORQ.COR./LISO DURALIGHT 315/125 M	232.40
08500909315160M	FORQ.COR./LISO DURALIGHT 315/160 M	232.40
08500909315200M	FORQ.COR./LISO DURALIGHT 315/200 M	273.00
08500909400125M	FORQ.COR./LISO DURALIGHT 400/125 M	315.00
08500909400160M	FORQ.COR./LISO DURALIGHT 400/160 M	350.00
08500909400200M	FORQ.COR./LISO DURALIGHT 400/200 M	350.00

ORINGS CORRUGADO DURALIGHT PP

08500918125I	ORING DURALIGHT PP 125 I	6.20
08500918160I	ORING DURALIGHT PP 160 I	6.30
08500918200I	ORING DURALIGHT PP 200 I	7.70
08500918250I	ORING DURALIGHT PP 250 I	11.20
08500918315I	ORING DURALIGHT PP 315 I	12.60
08500918400I	ORING DURALIGHT PP 400 I	23.80
08500918500I	ORING DURALIGHT PP 500 I	42.70
08500918630I	ORING DURALIGHT PP 630 I	59.80

REDUÇÕES CORRUGADO DURALIGHT PP

08500915200160I	REDUÇÃO COR.DURALIGHT 200/160 I	20.30
08500915250200M	REDUÇÃO COR.DURALIGHT 250/200 M	270.20
08500915315200M	REDUÇÃO COR.DURALIGHT 315/200 M	341.60
08500915315250M	REDUÇÃO COR.DURALIGHT 315/250 M	350.00
08500915400315M	REDUÇÃO COR.DURALIGHT 400/315 M	385.70

REDUÇÕES CORRUGADO/LISO DURALIGHT PP

08500916250200M	REDUÇÃO COR./LISO DURALIGHT 250/200 M	378.00
08500916315200M	REDUÇÃO COR./LISO DURALIGHT 315/200 M	385.00
08500916315250M	REDUÇÃO COR./LISO DURALIGHT 315/250 M	420.00
08500916400315M	REDUÇÃO COR./LISO DURALIGHT 400/315 M	455.00

TAMPOES CORRUGADO DURALIGHT PP

08500917160I	TAMPAO DURALIGHT PP 160 I	7.70
08500917200M	TAMPAO DURALIGHT PP 200 M	12.60
08500917250M	TAMPAO DURALIGHT PP 250 M	86.80



08500917315M	TAMPAO DURALIGHT PP 315 M	128.10
08500917400M	TAMPAO DURALIGHT PP 400 M	190.40

TES 88° DURALIGHT PP

08500910125M	TE DURALIGHT PP 125X88°	69.45
08500910160M	TE DURALIGHT PP 160X88°	78.40
08500910200M	TE DURALIGHT PP 200X88°	100.10
08500910250M	TE DURALIGHT PP 250X88°	171.50
08500910315M	TE DURALIGHT PP 315X88°	294.00
08500910400M	TE DURALIGHT PP 400X88°	455.00
08500910500M	TE DURALIGHT PP 500X88°	525.70

TUBOS DURALIGHT PP SN8

08500903125	TUBO COR.LRJ.DURALIGHT PP SN8 125	4.50
08500903160	TUBO COR.LRJ.DURALIGHT PP SN8 160	5.31
08500903200	TUBO COR.LRJ.DURALIGHT PP SN8 200	7.66
08500903250	TUBO COR.LRJ.DURALIGHT PP SN8 250	12.67
08500903315	TUBO COR.LRJ.DURALIGHT PP SN8 315	17.85
08500903400	TUBO COR.LRJ.DURALIGHT PP SN8 400	30.16
08500903500	TUBO COR.LRJ.DURALIGHT PP SN8 500	48.37
08500903630	TUBO COR.LRJ.DURALIGHT PP SN8 630	71.01
08500903800	TUBO COR.LRJ.DURALIGHT PP SN8 800	130.50

UNIOES CORRUGADO/LISO DURALIGHT PP

08500914160I	UNIAO COR/LISO DURALIGHT PP 160 I	14.70
08500914200I	UNIAO COR/LISO DURALIGHT PP 200 I	32.90
08500914250I	UNIAO COR/LISO DURALIGHT PP 250 I	176.40
08500914315I	UNIAO COR/LISO DURALIGHT PP 315 I	203.70
08500914400I	UNIAO COR/LISO DURALIGHT PP 400 I	287.00

UNIOES DUPLAS DURALIGHT PP

08500913125I	UNIAO DUPLA DURALIGHT PP 125 I	7.70
08500913160I	UNIAO DUPLA DURALIGHT PP 160 I	16.50
08500913200I	UNIAO DUPLA DURALIGHT PP 200 I	21.00
08500913250I	UNIAO DUPLA DURALIGHT PP 250 I	31.50
08500913315I	UNIAO DUPLA DURALIGHT PP 315 I	49.70
08500913400I	UNIAO DUPLA DURALIGHT PP 400 I	105.00
08500913500M	UNIAO DUPLA DURALIGHT PP 500 M	113.11
08500913630M	UNIAO DUPLA DURALIGHT PP 630 M	296.90

UNIOES TELESCOPICAS DURALIGHT PP

08500912125I	UNIAO TELESCOPICA DURALIGHT PP 125 I	10.50
08500912160I	UNIAO TELESCOPICA DURALIGHT PP 160 I	12.60
08500912200I	UNIAO TELESCOPICA DURALIGHT PP 200 I	17.50
08500912250I	UNIAO TELESCOPICA DURALIGHT PP 250 I	37.80
08500912315I	UNIAO TELESCOPICA DURALIGHT PP 315 I	58.80
08500912400I	UNIAO TELESCOPICA DURALIGHT PP 400 I	196.00
08500912500M	UNIAO TELESCOPICA DURALIGHT PP 500 M	219.00
08500912630M	UNIAO TELESCOPICA DURALIGHT PP 630 M	255.00

TUBOS E ACESSORIOS C**CAIXAS INSPECÇÃO COMP.P/CORRUG.PLOMYSAN**

08501130D4001601E	CAIXA D400 1 ENT.160 COMPL.C/400MM ALT.	228.00
-------------------	---	--------

CURVAS 15° CORRUGADO PLOMYSAN PP

085011030160	CURVA 15° CORRUGADO PLOMYSAN 160	17.27
085011030200	CURVA 15° CORRUGADO PLOMYSAN 200	30.63
085011030250	CURVA 15° CORRUGADO PLOMYSAN 250	60.65
085011030315	CURVA 15° CORRUGADO PLOMYSAN 315	97.50
085011030400	CURVA 15° CORRUGADO PLOMYSAN 400	133.00

CURVAS 30° CORRUGADO PLOMYSAN PP

085011040160	CURVA 30° CORRUGADO PLOMYSAN 160	17.27
085011040200	CURVA 30° CORRUGADO PLOMYSAN 200	30.63
085011040250	CURVA 30° CORRUGADO PLOMYSAN 250	62.23

CURVAS 45° AMBIDUR

+351 244 800 160
+351 244 802 323



geral@canalcentro.pt
info@canalcentro.pt



R. do Bailadouro s/nº,
2410-211 Pousos



08501003125	CURVA CORRUGADO AMBIDUR 45° 125	25.79
08501003160	CURVA CORRUGADO AMBIDUR 45° 160	26.60
08501003200	CURVA CORRUGADO AMBIDUR 45° 200	37.10
08501003250	CURVA CORRUGADO AMBIDUR 45° 250	91.70
08501003315	CURVA CORRUGADO AMBIDUR 45° 315	150.50
08501003400	CURVA CORRUGADO AMBIDUR 45° 400	332.50

CURVAS 45° CORRUGADO PLOMYSAN PP

085011050315	CURVA 45° CORRUGADO PLOMYSAN 315	150.50
--------------	----------------------------------	--------

CURVAS 88° CORRUGADO PLOMYSAN PP

085011060160	CURVA 88° CORRUGADO PLOMYSAN 160	28.00
085011060200	CURVA 88° CORRUGADO PLOMYSAN 200	38.50
085011060250	CURVA 88° CORRUGADO PLOMYSAN 250	93.10
085011060315	CURVA 88° CORRUGADO PLOMYSAN 315	151.90
085011060400	CURVA 88° CORRUGADO PLOMYSAN 400	333.90
085011060630	CURVA 88° CORRUGADO PLOMYSAN 630	812.00

**CURVAS 90° AMBIDUR**

08501004125	CURVA CORRUGADO AMBIDUR 90° 125	36.80
08501004160	CURVA CORRUGADO AMBIDUR 90° 160	28.00
08501004200	CURVA CORRUGADO AMBIDUR 90° 200	38.50
08501004250	CURVA CORRUGADO AMBIDUR 90° 250	93.10
08501004315	CURVA CORRUGADO AMBIDUR 90° 315	151.90
08501004400	CURVA CORRUGADO AMBIDUR 90° 400	333.90
08501004500	CURVA CORRUGADO AMBIDUR 90° 500	SobConsulta

FORQUL.45° TUBO CORRUGADO PLOMYSAN

08501107200125	FORQUILHA 45° CORRUG.PLOMYSAN 200/125	36.35
08501107200160	FORQUILHA 45° CORRUG.PLOMYSAN 200/160	50.54
08501107250125	FORQUILHA 45° CORRUG.PLOMYSAN 250/125	105.00
08501107250160	FORQUILHA 45° CORRUG.PLOMYSAN 250/160	118.13

FORQUILHAS 45° AMBIDUR

08501005160160	FORQUILHA 45° 160X160 AMBIDUR	66.00
08501005200125	FORQUILHA 45° 200X125 AMBIDUR	28.70
08501005200160	FORQUILHA 45° 200X160 AMBIDUR	39.90
08501005250125	FORQUILHA 45° 250X125 AMBIDUR	105.00
08501005250160	FORQUILHA 45° 250X160 AMBIDUR	105.00
08501005250250	FORQUILHA CORRUGADA 45° 250/250 AMBIDUR	SobConsulta
08501005315125	FORQUILHA 45° 315X125 AMBIDUR	175.00
08501005315160	FORQUILHA 45° 315X160 AMBIDUR	175.00
08501005315200	FORQUILHA 45° 315X200 AMBIDUR	195.30
08501005400160	FORQUILHA CORRUGADA 45° 400/160 AMBIDUR	SobConsulta
08501005400200	FORQUILHA 45° 400/200 AMBIDUR	336.00
08501005400250	FORQUILHA CORRUGADA 45° 400/250 AMBIDUR	SobConsulta
08501005500160	FORQUILHA CORRUGADA 45° 500/160 AMBIDUR	SobConsulta
08501005630160	FORQUILHA CORRUGADA 45° 630/160 AMBIDUR	SobConsulta

LIGADORES/PASSA MUROS AMBIDUR

085010120200	LIGADOR/PASSA MURO AMBIDUR 200	15.58
085010120315	LIGADOR/PASSA MURO AMBIDUR 315	36.89

ORING P/TUBO PP.PLOMYSAN

085011150125	JUNTA TUBO PP.PLOMYSAN 125MM	6.98
085011150250	JUNTA TUBO PP.PLOMYSAN 250MM	12.60

ORINGS PARA TUBO CORRUGADO AMBIDUR

085010140125	ORING AMBIDUR PP 125 I	6.20
085010140160	ORING AMBIDUR PP 160 I	6.30
085010140200	ORING AMBIDUR PP 200 I	7.70
085010140250	ORING AMBIDUR PP 250 I	11.20
085010140315	ORING AMBIDUR PP 315 I	12.60
085010140500	ORING AMBIDUR PP 500 I	42.70

REDUÇÕES AMBIDUR

08501011315250	REDUÇÃO AMBIDUR 315X250	350.00
----------------	-------------------------	--------



REDUÇÕES P/TUBO CORRUGADO PLOMYSAN PP

08501114200160	REDUÇÃO P/TUBO CORRUG.PLOMYSAN 200/160	25.71
08501114250200	REDUÇÃO P/TUBO CORRUG.PLOMYSAN 250/200	25.71

TAMPOES AMBIDUR

085010130160	TAMPAO CORRUG. 160 AMBIDUR	SobConsulta
085010130200	TAMPAO CORRUG. 200 AMBIDUR	12.60
085010130315	TAMPAO CORRUG. 315 AMBIDUR	128.10

TES 88° CORRUGADO PLOMYSAN PP

085011090160	TE SIMPLES CORRUGADO PLOMYSAN 160	78.40
085011090200	TE SIMPLES CORRUGADO PLOMYSAN 200	100.10
085011090315	TE SIMPLES CORRUGADO PLOMYSAN 315	294.00
085011090400	TE SIMPLES CORRUGADO PLOMYSAN 400	455.00

TES 90° AMBIDUR

08501006125	TE CORRUGADO 90° 125 AMBIDUR	SobConsulta
08501006160	TE CORRUGADO 90° 160 AMBIDUR	78.40
08501006200	TE CORRUGADO 90° 200 AMBIDUR	100.10
08501006250	TE CORRUGADO 90° 250 AMBIDUR	171.50
08501006315	TE CORRUGADO 90° 315 AMBIDUR	294.00
08501006400	TE CORRUGADO 90° 400 AMBIDUR	455.00
08501006500	TE CORRUGADO 90° 500 AMBIDUR	525.70

TES DE REDUÇÃO AMBIDUR

08501010160125	TE REDUÇÃO AMBIDUR 160X125	SobConsulta
08501010250125	TE REDUÇÃO AMBIDUR 250X125	SobConsulta
08501010315125	TE REDUÇÃO AMBIDUR 315X125	SobConsulta
08501010315200	TE REDUÇÃO AMBIDUR 315X200	SobConsulta
08501010315250	TE REDUÇÃO AMBIDUR 315X250	294.00

TUBO CORRUGADO TUYPER/IMA

0850100080125	TUBO CORRUGADO TUYPER/IMA SN8 125	5.88
0850100080160	TUBO CORRUGADO TUYPER/IMA SN8 160	8.24
0850100080200	TUBO CORRUGADO TUYPER/IMA SN8 200	11.18
0850100080250	TUBO CORRUGADO TUYPER/IMA SN8 250	17.65
0850100080315	TUBO CORRUGADO TUYPER/IMA SN8 315	25.88
0850100080400	TUBO CORRUGADO TUYPER/IMA SN8 400	44.12
0850100080500	TUBO CORRUGADO TUYPER/IMA SN8 500	74.06
0850100080630	TUBO CORRUGADO TUYPER/IMA SN8 630	108.82
0850100080800	TUBO CORRUGADO TUYPER/IMA SN8 800	239.71
0850100081000	TUBO CORRUGADO TUYPER/IMA SN8 1000	388.24

TUBOS CORRUGADOS AMBIDUR SN6

0850100100400	TUBO CORRUGADO AMBIDUR PE SN8 400	SobConsulta
085010010125	TUBO COR.PRT.AMBIDUR PP SN6 125	5.29
085010010160	TUBO COR.PRT.AMBIDUR PP SN6 160	7.41
085010010200	TUBO COR.PRT.AMBIDUR PP SN6 200	10.06
085010010250	TUBO COR.PRT.AMBIDUR PP SN6 250	15.88
085010010315	TUBO COR.PRT.AMBIDUR PP SN6 315	23.29
085010010400	TUBO COR.PRT.AMBIDUR PP SN6 400	39.71
085010010500	TUBO COR.PRT.AMBIDUR PP SN6 500	64.85
085010010630	TUBO COR.PRT.AMBIDUR PP SN6 630	97.94
085010010800	TUBO COR.PRT.AMBIDUR PP SN6 800	215.74
085010011000	TUBO COR.PRT.AMBIDUR PP SN6 1000	SobConsulta

TUBOS CORRUGADOS AMBIDUR SN8

0850100200125	TUBO COR.LRJ.AMBIDUR PP SN8 125	4.54
0850100200160	TUBO COR.LRJ.AMBIDUR PP SN8 160	6.58
0850100200200	TUBO COR.LRJ.AMBIDUR PP SN8 200	9.42
0850100200250	TUBO COR.LRJ.AMBIDUR PP SN8 250	15.42
0850100200315	TUBO COR.LRJ.AMBIDUR PP SN8 315	22.00
0850100200400	TUBO COR.LRJ.AMBIDUR PP SN8 400	37.57
0850100200500	TUBO COR.LRJ.AMBIDUR PP SN8 500	60.20
0850100200630	TUBO COR.LRJ.AMBIDUR PP SN8 630	88.42



0850100200800	TUBO COR.LRJ.AMBIDUR PP SN8 800	161.42
0850100201000	TUBO COR.LRJ.AMBIDUR PP SN8 1000	388.24
085010020125	TUBO COR.PRT.AMBIDUR PP SN8 125	4.54
085010020160	TUBO COR.PRT.AMBIDUR PP SN8 160	6.58
085010020200	TUBO COR.PRT.AMBIDUR PP SN8 200	9.42
085010020250	TUBO COR.PRT.AMBIDUR PP SN8 250	15.42
085010020315	TUBO COR.PRT.AMBIDUR PP SN8 315	22.00
085010020400	TUBO COR.PRT.AMBIDUR PP SN8 400	37.57
085010020500	TUBO COR.PRT.AMBIDUR PP SN8 500	60.20
085010020630	TUBO COR.PRT.AMBIDUR PP SN8 630	88.42
085010020800	TUBO COR.PRT.AMBIDUR PP SN8 800	161.42
085010021000	TUBO COR.PRT.AMBIDUR PP SN8 1000	388.24

TUBOS CORRUGADOS PP PLOMYSAN SN8

085011020125	TUBO CORRUGADO PP PLOMYSAN SN8 125	5.75
085011020160	TUBO CORRUGADO PP PLOMYSAN SN8 160	8.05
085011020200	TUBO CORRUGADO PP PLOMYSAN SN8 200	10.70
085011020250	TUBO CORRUGADO PP PLOMYSAN SN8 250	17.45
085011020315	TUBO CORRUGADO PP PLOMYSAN SN8 315	25.00
085011020400	TUBO CORRUGADO PP PLOMYSAN SN8 400	43.00
085011020500	TUBO CORRUGADO PP PLOMYSAN SN8 500	70.00
085011020630	TUBO CORRUGADO PP PLOMYSAN SN8 630	105.00
085011020800	TUBO CORRUGADO PP PLOMYSAN SN8 800	SobConsulta
085011021000	TUBO CORRUGADO PP PLOMYSAN SN8 1000	SobConsulta

UNIOES DUPLAS AMBIDUR

085010070125	UNIAO DUPLA 125 AMBIDUR	7.70
085010070160	UNIAO DUPLA 160 AMBIDUR	16.50
085010070200	UNIAO DUPLA 200 AMBIDUR	21.00
085010070250	UNIAO DUPLA 250 AMBIDUR	31.50
085010070315	UNIAO DUPLA 315 AMBIDUR	49.70
085010070400	UNIAO DUPLA 400 AMBIDUR	105.00
085010070500	UNIAO DUPLA 500 AMBIDUR	113.11

UNIOES DUPLAS CORRUGADO PLOMYSAN PP

085011110125	UNIAO DUPLA CORRUG.PLOMYSAN 315	7.70
085011110160	UNIAO DUPLA CORRUG.PLOMYSAN 160	11.20
085011110200	UNIAO DUPLA CORRUG.PLOMYSAN 200	21.00
085011110250	UNIAO DUPLA CORRUG.PLOMYSAN 250	31.50
085011110315	UNIAO DUPLA CORRUG.PLOMYSAN 315	49.70

UNIOES TELESCOPICAS AMBIDUR

085010090125	UNIAO TELESCOPICA AMBIDUR 125	10.50
085010090160	UNIAO TELESCOPICA AMBIDUR 160	12.60
085010090200	UNIAO TELESCOPICA AMBIDUR 200	17.50
085010090250	UNIAO TELESCOPICA AMBIDUR 250	37.80
085010090315	UNIAO TELESCOPICA AMBIDUR 315	58.80
085010090400	UNIAO TELESCOPICA AMBIDUR 400	196.00

UNIOES TELESCÓPICA CORRUGADO PLOMYSAN PP

085011100125	UNIAO TELESCOP.CORRUG.PLOMYSAN 125	10.50
085011100160	UNIAO TELESCOP.CORRUG.PLOMYSAN 160	12.60
085011100200	UNIAO TELESCOP.CORRUG.PLOMYSAN 200	17.50
085011100250	UNIAO TELESCOP.CORRUG.PLOMYSAN 250	37.80
085011100315	UNIAO TELESCOP.CORRUG.PLOMYSAN 315	58.80
085011100500	UNIAO TELESCOPICA PLOMYSAN PP 500 M	SobConsulta

TUBOS P/DRENAGEM**TUBOS P/DRENAGEM CIRCULAR C/FILTRO**

08500102050	TUBO DRENAGEM CIRCULAR C/FILTRO 50	1.67
08500102065	TUBO DRENAGEM CIRCULAR C/FILTRO 65	2.40
08500102080	TUBO DRENAGEM CIRCULAR C/FILTRO 80	2.85
08500102100	TUBO DRENAGEM CIRCULAR C/FILTRO 100	3.72
08500102125	TUBO DRENAGEM CIRCULAR C/FILTRO 125	5.33



08500102160	TUBO DRENAGEM CIRCULAR C/FILTRO 160	7.05
08500102200	TUBO DRENAGEM CIRCULAR C/FILTRO 200	9.49

TUBOS P/DRENAGEM CIRCULAR S/FILTRO

08500101050	TUBO DRENAGEM CIRCULAR 50	0.96
08500101065	TUBO DRENAGEM CIRCULAR 65	1.30
08500101080	TUBO DRENAGEM CIRCULAR 80	1.45
08500101100	TUBO DRENAGEM CIRCULAR 100	2.00
08500101125	TUBO DRENAGEM CIRCULAR 125	2.85
08500101160	TUBO DRENAGEM CIRCULAR 160	4.28
08500101200	TUBO DRENAGEM CIRCULAR 200	5.95

**TUBOS PEAD TRITUBO****TAMPA PE P/TUBO 40MM**

08501800032	TAMPAO AMARELO DN32	SobConsulta
08501800040	TAMPA PE PARA TRI./MONO/BITUBO 40MM	0.50

TUBOS PEAD TRITUBO EM ROLO

08501801040	TUBO PEAD TRITUBO 40 (ROLO)	3.09
08501801B040	TUBO PEAD BITUBO 40 (ROLO)	SobConsulta
08501801M040	TUBO PEAD MONOTUBO 40 (ROLO)	SobConsulta

TUBOS & ACESSORIOS PVC PRESSAO**CRUZETAS PVC PRESSAO****CRUZETA OR REDUCAO PVC PRESSAO PN10**

08040802125075	CRUZET.RED.PVC PRESSAO PN10 125X75	116.72
08040802200110	CRUZET.RED.PVC PRESSAO PN10 200X110	404.11

CRUZETA OR SIMPLES PVC PRESSAO PN10

08040801063	CRUZETA SIMPLES PRESSAO PN10 63	33.67
08040801075	CRUZETA SIMPLES PRESSAO PN10 75	56.13
08040801090	CRUZETA SIMPLES PRESSAO PN10 90	94.98
08040801110	CRUZETA SIMPLES PRESSAO PN10 110	101.01
08040801125	CRUZETA SIMPLES PRESSAO PN10 125	116.72
08040801140	CRUZETA SIMPLES PRESSAO PN10 140	145.91
08040801160	CRUZETA SIMPLES PRESSAO PN10 160	246.94
08040801200	CRUZETA SIMPLES PRESSAO PN10 200	404.11

CURVAS PVC PRESSAO C**CURVAS PVC PRESSAO FLANGEADA**

08040209090	CURVA FLANGEADA 90.PN10 90	57.94
-------------	----------------------------	-------

CURVAS PVC PRESSAO J 11. 15 PN 10

08040203063	CURVA PRESSAO J 11.15 PN10 63	7.35
08040203075	CURVA PRESSAO J 11.15 PN10 75	11.03
08040203090	CURVA PRESSAO J 11.15 PN10 90	15.24
08040203110	CURVA PRESSAO J 11.15 PN10 110	24.91
08040203125	CURVA PRESSAO J 11.15 PN10 125	36.34
08040203140	CURVA PRESSAO J 11.15 PN10 140	48.30
08040203160	CURVA PRESSAO J 11.15 PN10 160	66.25
08040203200	CURVA PRESSAO J 11.15 PN10 200	107.66

CURVAS PVC PRESSAO J 22. 30 PN 10

08040204063	CURVA PVC PRESSAO J 22.30 PN10 63	7.21
08040204075	CURVA PVC PRESSAO J 22.30 PN10 75	11.84
08040204090	CURVA PVC PRESSAO J 22.30 PN10 90	15.93
08040204110	CURVA PVC PRESSAO J 22.30 PN10 110	25.98
08040204125	CURVA PVC PRESSAO J 22.30 PN10 125	40.43
08040204140	CURVA PVC PRESSAO J 22.30 PN10 140	52.93
08040204160	CURVA PVC PRESSAO J 22.30 PN10 160	72.25
08040204200	CURVA PVC PRESSAO J 22.30 PN10 200	115.82
08040204250	CURVA PVC PRESSAO J 22.30 PN10 250	222.12

CURVAS PVC PRESSAO J 22. 30 PN16

08040208160	CURVA PRESSAO 22.30° PN16 160	SobConsulta
-------------	-------------------------------	-------------

CURVAS PVC PRESSAO J 45. PN 10

+351 244 800 160
+351 244 802 323



geral@canalcentro.pt
info@canalcentro.pt



R. do Bailadouro s/nº,
2410-211 Pousos



08040202063	CURVA PRESSAO J 45.PN10 63	8.03
08040202075	CURVA PRESSAO J 45.PN10 75	12.12
08040202090	CURVA PRESSAO J 45.PN10 90	19.46
08040202110	CURVA PRESSAO J 45.PN10 110	34.97
08040202125	CURVA PRESSAO J 45.PN10 125	45.46
08040202140	CURVA PRESSAO J 45.PN10 140	59.18
08040202160	CURVA PRESSAO J 45.PN10 160	81.66
08040202200	CURVA PRESSAO J 45.PN10 200	143.63
08040202250	CURVA PRESSAO J 45.PN10 250	264.50
08040202315	CURVA PRESSAO J 45.PN10 315	538.75
08040202400	CURVA PRESSAO J 45.PN10 400	888.32
08040202500	CURVA PRESSAO J 45.PN10 500	1511.1

CURVAS PVC PRESSAO J 45. PN 16

08040206090	CURVA PRESSAO 45° PN16 90	SobConsulta
08040206140	CURVA PRESSAO 45° PN16 140	SobConsulta
08040206160	CURVA PRESSAO 45° PN16 160	SobConsulta

CURVAS PVC PRESSAO J 90. PN 10

08040201063	CURVA PRESSAO J 90.PN10 63	10.48
08040201075	CURVA PRESSAO J 90.PN10 75	15.25
08040201090	CURVA PRESSAO J 90.PN10 90	24.77
08040201110	CURVA PRESSAO J 90.PN10 110	42.60
08040201125	CURVA PRESSAO J 90.PN10 125	47.62
08040201140	CURVA PRESSAO J 90.PN10 140	85.35
08040201160	CURVA PRESSAO J 90.PN10 160	115.37
08040201200	CURVA PRESSAO J 90.PN10 200	201.51
08040201250	CURVA PRESSAO J 90.PN10 250	317.25
08040201315	CURVA PRESSAO J 90.PN10 315	602.17
08040201400	CURVA PRESSAO J 90.PN10 400	1153.6
08040201500	CURVA PRESSAO J 90.PN10 500	2076.4

CURVAS PVC PRESSAO J 90. PN 16

08040205090	CURVA PVC PRESSAO J 90. PN16 90	35.05
08040205110	CURVA PVC PRESSAO J 90. PN16 110	53.73
08040205125	CURVA PVC PRESSAO J 90. PN16 125	61.70
08040205160	CURVA PVC PRESSAO J 90. PN16 160	SobConsulta

FLANGES PVC PRESSAO**COLARINHOS PVC PRESSAO PN10**

08040506315	COLARINHO PVC PRESSAO PN10 315	30.30
-------------	--------------------------------	-------

FLANGE LIVRE PVC PN16

08040505315	FLANGE LIVRE PVC PRESSAO PN16 315	19.56
-------------	-----------------------------------	-------

JUNTAS PVC PRESSAO**JUNTAS FLANGEADAS PVC PRESSAO PN 10**

08040401063	JUNTA FLANG.PRESSAO PN10 63	7.86
08040401075	JUNTA FLANG.PRESSAO PN10 75	11.22
08040401090	JUNTA FLANG.PRESSAO PN10 90	13.46
08040401110	JUNTA FLANG.PRESSAO PN10 110	29.17
08040401125	JUNTA FLANG.PRESSAO PN10 125	51.60
08040401140	JUNTA FLANG.PRESSAO PN10 140	55.00
08040401160	JUNTA FLANG.PRESSAO PN10 160	61.69
08040401200	JUNTA FLANG.PRESSAO PN10 200	70.67

REDUCOES PVC PRESSAO**REDUC.LISAS (CONES RED.)PVC PRESSAO PN10**

08040601075063	RED.LISA PRESSAO PN10 75X63	7.86
08040601090063	RED.LISA PRESSAO PN10 90X63	11.22
08040601090075	RED.LISA PRESSAO PN10 90X75	11.22
08040601110063	RED.LISA PRESSAO PN10 110X63	16.83
08040601110075	RED.LISA PRESSAO PN10 110X75	16.83
08040601110090	RED.LISA PRESSAO PN10 110X90	16.83
08040601125063	RED.LISA PRESSAO PN10 125X63	25.81



+351 244 800 160
+351 244 802 323



geral@canalcentro.pt
info@canalcentro.pt



R. do Bailadouro s/nº,
2410-211 Pousos



08040601125075	RED.LISA PRESSAO PN10 125X75	25.81
08040601125090	RED.LISA PRESSAO PN10 125X90	25.81
08040601125110	RED.LISA PRESSAO PN10 125X110	25.81
08040601140110	RED.LISA PRESSAO PN10 140X110	29.73
08040601140125	RED.LISA PRESSAO PN10 140X125	29.73
08040601160110	RED.LISA PRESSAO PN10 160X110	47.11
08040601160125	RED.LISA PRESSAO PN10 160X125	47.11
08040601160140	RED.LISA PRESSAO PN10 160X140	47.11
08040601200050	RED.LISA PRESSAO PN10 200X050	78.54
08040601200063	RED.LISA PRESSAO PN10 200X063	78.54
08040601200090	RED.LISA PRESSAO PN10 200X090	78.54
08040601200110	RED.LISA PRESSAO PN10 200X110	78.54
08040601200125	RED.LISA PRESSAO PN10 200X125	78.54
08040601200160	RED.LISA PRESSAO PN10 200X160	78.54
08040601250110	RED.LISA PRESSAO PN10 250X110	SobConsulta
08040601315200	RED.LISA PRESSAO PN10 315X200	340.88
08040601315250	RED.LISA PRESSAO PN10 315X250	340.88

REDUCOES OR FLANGEADAS PN 10

08040603075063	RED.FLANG.PRESSAO PN10 75X63	20.19
08040603500400	RED.FLANG.PRESSAO PN10 500X400	SobConsulta

REDUCOES OR PVC PRESSAO PN 10

08040602110063	RED.OR PRESSAO PN10 110X63	17.95
08040602110090	RED.OR PRESSAO PN10 110X90	17.95
08040602125090	RED.OR PRESSAO PN10 125X90	27.27
08040602125110	RED.OR PRESSAO PN10 125X110	27.27
08040602140110	RED.OR PRESSAO PN10 140X110	34.77
08040602160140	RED.OR PRESSAO PN10 160X140	61.04
08040602200110	RED.OR PRESSAO PN10 200X110	77.44
08040602250110	RED.OR PRESSAO PN10 250X110	384.48
08040602315200	RED.OR PRESSAO PN10 315X200	519.09
08040602315250	RED.OR PRESSAO PN10 315X250	519.09
08040602400315	RED.OR PRESSAO PN10 400X315	807.52

TAMPOES PVC PRESSAO**TAMPOES C/JUNTA PVC PRESSAO**

08040901063	TAMPAO OR C/JUNTA PVC PN10 63	20.19
08040901090	TAMPAO OR C/JUNTA PVC PN10 90	26.94
08040901110	TAMPAO OR C/JUNTA PVC 110	SobConsulta
08040901125	TAMPAO OR C/JUNTA PVC PN10 125	39.27

TES PVC PRESSAO C/JU**TES C/SAIDA ROSC.11/2" PVC PRESSAO PN 10**

08040303063	TE C/SAIDA ROSC.11/2 PRESSAO PN10 63	8.08
08040303075	TE C/SAIDA ROSC.11/2 PRESSAO PN10 75	11.45
08040303090	TE C/SAIDA ROSC.11/2 PRESSAO PN10 90	17.28
08040303110	TE C/SAIDA ROSC.11/2 PRESSAO PN10 110	24.68
08040303125	TE C/SAIDA ROSC.11/2 PRESSAO PN10 125	36.45
08040303140	TE C/SAIDA ROSC.11/2 PRESSAO PN10 140	78.55
08040303160	TE C/SAIDA ROSC.11/2 PRESSAO PN10 160	81.93
08040303200	TE C/SAIDA ROSC.11/2 PRESSAO PN10 200	84.15
08040303250	TE C/SAIDA ROSC.11/2 PRESSAO PN10 250	253.83
08040303315	TE C/SAIDA ROSC.11/2 PRESSAO PN10 315	306.73
08040303400	TE C/SAIDA ROSC.11/2 PRESSAO PN10 400	760.42
08040303500	TE C/SAIDA ROSC.11/2 PRESSAO PN10 500	1269.0

TES C/SAIDA ROSC.11/4" PVC PRESSAO PN 10

08040305140	TE SAID.ROSC.11/4 PVC PRESSAO PN10 140	78.55
-------------	--	-------

TES C/SAIDA ROSC.21/2" PVC PRESSAO PN10

08040308090	TE C/SAIDA ROSC.21/2 PVC PRESSAO PN10 90	SobConsulta
-------------	--	-------------

TES C/SAIDA ROSCADA 2" PVC PRESSAO PN 10

08040304063	TE C/SAIDA ROSC.2 PVC PRESSAO PN10 63	8.08
-------------	---------------------------------------	------



08040304075	TE C/SAIDA ROSC.2 PVC PRESSAO PN10 75	11.45
08040304090	TE C/SAIDA ROSC.2 PVC PRESSAO PN10 90	17.28
08040304110	TE C/SAIDA ROSC.2 PVC PRESSAO PN10 110	24.68
08040304125	TE C/SAIDA ROSC.2 PVC PRESSAO PN10 125	36.45
08040304140	TE C/SAIDA ROSC.2 PVC PRESSAO PN10 140	78.55
08040304160	TE C/SAIDA ROSC.2 PVC PRESSAO PN10 160	81.93
08040304200	TE C/SAIDA ROSC.2 PVC PRESSAO PN10 200	84.15
08040304250	TE C/SAIDA ROSC.2 PVC PRESSAO PN10 250	253.83
TES FLANG.SIMPLES RED.PVC PRESSAO PN10		
08040307090	TE FLANGEADO SIMPLES RED.PN10 90	27.71
TES FLANGEADOS REDUCAO PVC PRESSAO PN10		
08040306250110	TE FLANG.RED.PVC PRESSAO PN10 250X110	508.57
TES SIMPLES PVC PRESSAO PN 10		
08040301063	TE SIMPLES PRESSAO PN10 63	9.65
08040301075	TE SIMPLES PRESSAO PN10 75	14.14
08040301090	TE SIMPLES PRESSAO PN10 90	21.76
08040301110	TE SIMPLES PRESSAO PN10 110	34.90
08040301125	TE SIMPLES PRESSAO PN10 125	46.79
08040301140	TE SIMPLES PRESSAO PN10 140	58.24
08040301160	TE SIMPLES PRESSAO PN10 160	82.34
08040301200	TE SIMPLES PRESSAO PN10 200	97.97
08040301250	TE SIMPLES PRESSAO PN10 250	338.44
08040301315	TE SIMPLES PRESSAO PN10 315	635.86
08040301400	TE SIMPLES PRESSAO PN10 400	1292.0
08040301500	TE SIMPLES PRESSAO PN10 500	2030.9
TES SIMPLES PVC PRESSAO PN 16		
08040310063	TE SIMPLES PRESSAO PN16 63	12.54
08040310090	TE SIMPLES PRESSAO PN16 90	28.29
08040310110	TE SIMPLES PRESSAO PN16 110	45.37
TES SIMPLES REDUCAO PVC PRESSAO PN 10		
08040302075063	TE SIMPLES RED.PRESSAO PN10 75X63	14.14
08040302090063	TE SIMPLES RED.PRESSAO PN10 90X63	21.76
08040302090075	TE SIMPLES RED.PRESSAO PN10 90X75	21.76
08040302110050	TE SIMPLES RED.PRESSAO PN10 110X50	34.90
08040302110063	TE SIMPLES RED.PRESSAO PN10 110X63	34.90
08040302110075	TE SIMPLES RED.PRESSAO PN10 110X75	34.90
08040302110090	TE SIMPLES RED.PRESSAO PN10 110X90	34.90
08040302125063	TE SIMPLES RED.PRESSAO PN10 125X63	46.79
08040302125075	TE SIMPLES RED.PRESSAO PN10 125X75	46.79
08040302125090	TE SIMPLES RED.PRESSAO PN10 125X90	46.79
08040302125110	TE SIMPLES RED.PRESSAO PN10 125X110	46.79
08040302140063	TE SIMPLES RED.PRESSAO PN10 140X63	58.24
08040302140075	TE SIMPLES RED.PRESSAO PN10 140X75	58.24
08040302140090	TE SIMPLES RED.PRESSAO PN10 140X90	58.24
08040302140110	TE SIMPLES RED.PRESSAO PN10 140X110	58.24
08040302140125	TE SIMPLES RED.PRESSAO PN10 140X125	58.24
08040302160063	TE SIMPLES RED.PRESSAO PN10 160X63	82.34
08040302160075	TE SIMPLES RED.PRESSAO PN10 160X75	82.34
08040302160090	TE SIMPLES RED.PRESSAO PN10 160X90	82.34
08040302160110	TE SIMPLES RED.PRESSAO PN10 160X110	82.34
08040302160125	TE SIMPLES RED.PRESSAO PN10 160X125	82.34
08040302160140	TE SIMPLES RED.PRESSAO PN10 160X140	82.34
08040302200063	TE SIMPLES RED.PRESSAO PN10 200X63	97.97
08040302200075	TE SIMPLES RED.PRESSAO PN10 200X75	97.97
08040302200090	TE SIMPLES RED.PRESSAO PN10 200X90	97.97
08040302200110	TE SIMPLES RED.PRESSAO PN10 200X110	97.97
08040302200125	TE SIMPLES RED.PRESSAO PN10 200X125	97.97
08040302200140	TE SIMPLES RED.PRESSAO PN10 200X140	97.97
08040302200160	TE SIMPLES RED.PRESSAO PN10 200X160	97.97



08040302250110	TE SIMPLES RED.PRESSAO PN10 250X110	338.44
TES SIMPLES REDUCAO PVC PRESSAO PN 16		
08040311090063	TE SIMPLES RED.PN16 90X63	28.29
08040311110090	TE SIMPLES RED.PN16 110X90	45.37
08040311200110	TE SIMPLES RED.PN16 200X110	127.36
TUBOS PVC PRESSAO		
TUBOS PRESSAO UNI (COLAR) PN6		
08040106040	TUBO PVC PRESSAO UNI PN6 40	1.83
08040106050	TUBO PVC PRESSAO UNI PN6 50	2.29
08040106063	TUBO PVC PRESSAO UNI PN6 63	3.65
08040106075	TUBO PVC PRESSAO UNI PN6 75	4.32
08040106090	TUBO PVC PRESSAO UNI PN6 90	5.46
08040106110	TUBO PVC PRESSAO UNI PN6 110	6.18
08040106125	TUBO PVC PRESSAO UNI PN6 125	8.07
08040106140	TUBO PVC PRESSAO UNI PN6 140	10.11
08040106160	TUBO PVC PRESSAO UNI PN6 160	13.07
08040106200	TUBO PVC PRESSAO UNI PN6 200	19.96
TUBOS PVC PRESSAO MONDIAL PN12,5		
08040107110	TUBO PVC PRESSAO MUNDIAL 12,5KG/110	SobConsulta
08040107160	TUBO PVC PRESSAO MUNDIAL 12,5KG/160	SobConsulta
08040107200	TUBO PVC PRESSAO MUNDIAL 12,5KG/200	SobConsulta
TUBOS PVC PRESSAO PN10 C/JUNTA AUTOB.		
08040102050	TUBO PRESSAO 10KG J50	SobConsulta
08040102063	TUBO PRESSAO 10KG J63	3.50
08040102075	TUBO PRESSAO 10KG J75	5.01
08040102090	TUBO PRESSAO 10KG J90	7.17
08040102110	TUBO PRESSAO 10KG J110	8.66
08040102125	TUBO PRESSAO 10KG J125	11.13
08040102140	TUBO PRESSAO 10KG J140	14.04
08040102160	TUBO PRESSAO 10KG J160	18.39
08040102200	TUBO PRESSAO 10KG J200	28.36
08040102250	TUBO PRESSAO 10KG J250	44.13
08040102315	TUBO PRESSAO 10KG J315	70.04
08040102400	TUBO PRESSAO 10KG J400	128.19
08040102500	TUBO PRESSAO 10KG J500	199.84
TUBOS PVC PRESSAO PN16 C/JUNTA AUTOB.		
08040103063	TUBO PRESSAO 16KG J63	5.86
08040103075	TUBO PRESSAO 16KG J75	8.27
08040103090	TUBO PRESSAO 16KG J90	11.86
08040103110	TUBO PRESSAO 16KG J110	14.52
08040103125	TUBO PRESSAO 16KG J125	18.64
08040103140	TUBO PRESSAO 16KG J140	23.33
08040103160	TUBO PRESSAO 16KG J160	30.40
08040103200	TUBO PRESSAO 16KG J200	47.64
08040103250	TUBO PRESSAO 16KG J250	74.04
08040103315	TUBO PRESSAO 16KG J315	117.25
TUBOS PVC PRESSAO PN6 C/JUNTA AUTOB.		
08040101050	TUBO PRESSAO 6KG J50	2.13
08040101063	TUBO PRESSAO 6KG J63	3.21
08040101075	TUBO PRESSAO 6KG J75	3.78
08040101090	TUBO PRESSAO 6KG J90	4.81
08040101110	TUBO PRESSAO 6KG J110	5.42
08040101125	TUBO PRESSAO 6KG J125	7.08
08040101140	TUBO PRESSAO 6KG J140	8.86
08040101160	TUBO PRESSAO 6KG J160	11.48
08040101200	TUBO PRESSAO 6KG J200	17.52
08040101250	TUBO PRESSAO 6KG J250	27.75
08040101315	TUBO PRESSAO 6KG J315	43.10



08040101400	TUBO PRESSAO 6KG J400	78.37
08040101500	TUBO PRESSAO 6KG J500	122.83
08040101630	TUBO PRESSAO 6KG J630	223.00
08040101710	TUBO PRESSAO 6KG J710	306.06

TUBOS PVC PRESSAO UNI (COLAR) PN10

08040104025	TUBO PVC PRESSAO UNI PN10 25	1.03
08040104032	TUBO PVC PRESSAO UNI PN10 32	1.43
08040104040	TUBO PVC PRESSAO UNI PN10 40	2.09
08040104050	TUBO PVC PRESSAO UNI PN10 50	3.29
08040104063	TUBO PVC PRESSAO UNI PN10 63	3.99
08040104075	TUBO PVC PRESSAO UNI PN10 75	5.71
08040104090	TUBO PVC PRESSAO UNI PN10 90	8.17
08040104110	TUBO PVC PRESSAO UNI PN10 110	9.86
08040104125	TUBO PVC PRESSAO UNI PN10 125	12.69
08040104140	TUBO PVC PRESSAO UNI PN10 140	16.01
08040104160	TUBO PVC PRESSAO UNI PN10 160	20.96
08040104200	TUBO PVC PRESSAO UNI PN10 200	32.31
08040104250	TUBO PVC PRESSAO UNI PN10 250	50.28
08040104315	TUBO PVC PRESSAO UNI PN10 315	79.80

TUBOS PVC PRESSAO UNI (COLAR) PN16

08040105020	TUBO PVC PRESSAO UNI PN16 20	0.80
08040105025	TUBO PVC PRESSAO UNI PN16 25	1.26
08040105032	TUBO PVC PRESSAO UNI PN16 32	2.29
08040105040	TUBO PVC PRESSAO UNI PN16 40	3.12
08040105050	TUBO PVC PRESSAO UNI PN16 50	4.82
08040105063	TUBO PVC PRESSAO UNI PN16 63	6.24
08040105075	TUBO PVC PRESSAO UNI PN16 75	8.82
08040105090	TUBO PVC PRESSAO UNI PN16 90	12.62
08040105110	TUBO PVC PRESSAO UNI PN16 110	15.46

UNIOES PVC PRESSAO**UNIOES PVC PRESSAO PN 10**

08040703075	UNIAO PVC PRESSAO PN10 75	11.00
08040703090	UNIAO PVC PRESSAO PN10 90	18.30

UNIOES PVC PRESSAO PN 16

08040704090	UNIAO PVC PRESSAO PN16 90	23.79
-------------	---------------------------	-------

UNIOES TELESCOPICAS PVC PRESSAO PN 10

08040701063	UNIAO TElesc.PVC PRESSAO PN10 63	7.29
08040701075	UNIAO TElesc.PVC PRESSAO PN10 75	10.88
08040701090	UNIAO TElesc.PVC PRESSAO PN10 90	16.15
08040701110	UNIAO TElesc.PVC PRESSAO PN10 110	25.81
08040701125	UNIAO TElesc.PVC PRESSAO PN10 125	36.34
08040701140	UNIAO TElesc.PVC PRESSAO PN10 140	41.50
08040701160	UNIAO TElesc.PVC PRESSAO PN10 160	61.13
08040701200	UNIAO TElesc.PVC PRESSAO PN10 200	73.39
08040701250	UNIAO TElesc.PVC PRESSAO PN10 250	167.08
08040701315	UNIAO TElesc.PVC PRESSAO PN10 315	SobConsulta

UNIOES TELESCOPICAS PVC PRESSAO PN 16

08040702090	UNIAO TElesc.PVC PRESSAO PN16 90	20.99
-------------	----------------------------------	-------

TUBOS E ACESSORIOS PVC SANEAMENTO**TUBOS+ACESS.PVC SN8****TUBOS PVC SANEAM.SN8 ESTRUTURADO JUNTA AUTOBLOQ.**

080502010125	TUBO PVC ESTRUT.EN13476 SN8 125	5.30
080502010160	TUBO PVC ESTRUT.EN13476 SN8 160	7.25
080502010200	TUBO PVC ESTRUT.EN13476 SN8 200	10.90
080502010250	TUBO PVC ESTRUT.EN13476 SN8 250	19.35
080502010315	TUBO PVC ESTRUT.EN13476 SN8 315	29.30

VALVULAS E ACESSÓRIOS AVK**ABRACADEIRAS DE RAMA**

ABRACADEIRAS RAMAL PVC/PE SERIE 10 AVK

08352301050032	ABRAC.RAMAL S.10 PVC/PE 50X1" AVK	25.00
08352301063032	ABRAC.RAMAL S.10 PVC/PE 63X1 AVK	28.00
08352301063050	ABRAC.RAMAL S.10 PVC/PE 63X1/1/2 AVK	28.00
08352301063063	ABRAC.RAMAL S.10 PVC/PE 63X2" AVK	30.00
08352301075032	ABRAC.RAMAL S.10 PVC/PE 75X1" AVK	30.00
08352301075050	ABRAC.RAMAL S.10 PVC/PE 75X1/1/2" AVK	30.00
08352301075063	ABRAC.RAMAL S.10 PVC/PE 75X2" AVK	30.00
08352301090032	ABRAC.RAMAL S.10 PVC/PE 90X1 AVK	33.00
08352301090050	ABRAC.RAMAL S.10 PVC/PE 90X1/1/2 AVK	33.00
08352301090063	ABRAC.RAMAL S.10 PVC/PE 90X2" AVK	33.00
08352301110032	ABRAC.RAMAL S.10 PVC/PE 110X1" AVK	38.00
08352301110050	ABRAC.RAMAL S.10 PVC/PE 110X1/1/2"AVK	38.00
08352301110063	ABRAC.RAMAL S.10 PVC/PE 110X2" AVK	38.00
08352301125032	ABRAC.RAMAL S.10 PVC/PE 125X1" AVK	43.00
08352301125050	ABRAC.RAMAL S.10 PVC/PE 125X1/1/2" AVK	43.00
08352301160032	ABRAC.RAMAL S.10 PVC/PE 160X1" AVK	56.00
08352301160063	ABRAC.RAMAL S.10 PVC/PE 160X2" AVK	55.00
08352301200032	ABRAC.RAMAL S.10 PVC/PE 200X1" AVK	88.00
08352301200063	ABRAC.RAMAL S.10 PVC/PE 200X2" AVK	88.00
08352301250063	ABRAC.RAMAL S.10 PVC/PE 250X2" AVK	124.00

**ABRAÇADEIRAS RAMAL C/TOMADA CARGA 740/9**

08352306100025	ABRACAD.SÓ SELA S.740/9 AVK 50-200 3/4	84.00
08352306125063	ABRACAD.SÓ SELA S.740/9 AVK 50-200 1/2"	109.00
08352306250063	ABRACAD.SÓ SELA S.740/9 AVK 80-300 2"	108.00

ABRAÇADEIRAS RAMAL EXTRAPLANA S.6731/00

083523093790	ABRAÇAD.RAMAL EXTRAPLANA DN80 S6731/0	125.00
--------------	---------------------------------------	--------

ABRAÇADEIRAS RAMAL UNIVERSAIS (SÓ SELA)

08352305080063	ABRACAD.SÓ SELA 730/4X AVK DN80-300 2"	45.00
----------------	--	-------

CINTA AÇO INOX L=50MM P/ABRAÇ.UNIVERSAIS

08352308050088	CINTA AÇO INOX S.730 P/ABRAÇAD.UNIV.L=50	33.00
08352308088118	CINTA AÇO INOX S.730 P/ABRAÇAD.UNIV.L=50	39.00
08352308105133	CINTA AÇO INOX S.730 P/ABRAÇAD.UNIV.L=50	40.00
08352308186216	CINTA AÇO INOX S.730 P/ABRAÇAD.UNIV.L=50	45.00
08352308210244	CINTA AÇO INOX S.730 P/ABRAÇAD.UNIV.L=50	46.00
08352308240270	CINTA AÇO INOX S.730 P/ABRAÇAD.UNIV.L=50	48.00
08352308299330	CINTA AÇO INOX S.730 P/ABRAÇAD.UNIV.L=50	52.00

CINTAS LARGAS P/ABRAÇAD.S.731/00 730/12

083523120250	CINTA LARGA P/ABRAC.6731/00 DN250 6731/9	227.00
--------------	--	--------

JUNTAS PASSA-MUROS

08352322DG100	JUNTA PASSA-MUROS 970/4080 DG100 AVK	5.00
08352322DG200	JUNTA PASSA-MUROS 970/4080 DG200 AVK	5.00

JUNTAS PLANAS EPDM PN10/16

083523180080	JUNTA PLANA P/FLANGE EPDM S.79 80 AVK	2.00
--------------	---------------------------------------	------

TOMADAS EM CARGA C/VALV.E FURADOR AVK

08352302090063	TOMADA EM CARGA 727/09 PVC/PE 90X2"AVK	229.00
08352302110063	TOMADA EM CARGA 727/09 PVC/PE 110X2"AVK	243.00
08352302160063	TOMADA EM CARGA 727/09 PVC/PE 160X2"AVK	270.00

ABRACADEIRAS DE REPA**ABRACAD.REPARAÇÃO FS-20 BANDA DUPLA**

0835280720120140	ABRAÇAD.REPAR.FS20 B.DUPLA 120-140 L=200	174.00
0835280725120140	ABRAÇAD.REPAR.FS20 B.DUPLA 120-140 L=250	239.00
0835280725210230	ABRAÇAD.REPAR.FS20 B.DUPLA 210-230 L=250	270.00
0835280730159180	ABRAÇAD.REPAR.FS20 B.DUPLA 159-180 L=300	275.00
0835280730240260	ABRAÇAD.REPAR.FS20 B.DUPLA 240-260 L=300	310.00
0835280730396420	ABRAÇAD.REPAR.FS20 B.DUPLA 396-420 L=300	403.00
0835280730450470	ABRAÇAD.REPAR.FS20 B.DUPLA 450-470 L=300	461.00



0835280730490510	ABRAÇAD.REPAR.FS20 B.DUPLA 490-510 L=300	479.00
ABRACAD.REPARAÇÃO FS-30 BANDA TRIPLA		
0835280830690720	ABRAÇAD.REPAR.FS30 B.TRIP.690-720 L=300	632.00
ABRAÇAD.REPARAÇÃO FS-10-BANDA SIMPLES		
0835280610060067	ABRAÇAD.REPAR.FS10 B.SIMPLES 60-67 L=100	58.00
0835280620060067	ABRAÇAD.REPAR.FS10 B.SIMPLES 60-67 L=200	87.00
0835280620070077	ABRAÇAD.REPAR.FS10 B.SIMPLES 70-77 L=200	90.00
0835280620082089	ABRAÇAD.REPAR.FS10 B.SIMPLES 82-89 L=200	91.00
0835280620087094	ABRAÇAD.REPAR.FS10 B.SIMPLES 87-94 L=200	93.00
0835280620102112	ABRAÇAD.REPAR.FS10 B.SIMPL.102-112 L=200	98.00
0835280620108118	ABRAÇAD.REPAR.FS10 B.SIMPL.108-118 L=200	99.00
0835280620118128	ABRAÇAD.REPAR.FS10 B.SIMPLES 118-128 L=200	101.00
0835280620120131	ABRAÇAD.REPAR.FS10 B.SIMPLES 120-131 L=200	101.00
0835280620145155	ABRAÇAD.REPAR.FS10 B.SIMPLES 145-155 L=200	105.00
0835280625087094	ABRAÇAD.REPAR.FS10 B.SIMPL.87-94 L=250	128.00
0835280625159170	ABRAÇAD.REPAR.FS10 B.SIMPL.159-170 L=250	150.00
0835280630048052	ABRAÇAD.REPAR.FS10 B.SIMPL.47-53 L=300	133.00
0835280630098108	ABRAÇAD.REPAR.FS10 B.SIMPL.98-108 L=300	145.00
0835280630108118	ABRAÇAD.REPAR.FS10 B.SIMPL.108-118 L=300	151.00
0835280630118128	ABRAÇAD.REPAR.FS10 B.SIMPL.118-128 L=300	155.00
0835280630125135	ABRAÇAD.REPAR.FS10 B.SIMPL.125-136 L=300	157.00
0835280630151161	ABRAÇAD.REPAR.FS10 B.SIMPL.151-161 L=300	166.00
0835280630159170	ABRAÇAD.REPAR.FS10 B.SIMPL.159-170 L=300	168.00
0835280630200210	ABRAÇAD.REPAR.FS10 B.SIMPL.200-210 L=300	183.00
0835280630250260	ABRAÇAD.REPAR.FS10 B.SIMPL.250-260 L=300	214.00
0835280630300310	ABRAÇAD.REPAR.FS10 B.SIMPL.300-310 L=300	243.00
0835280630350360	ABRAÇAD.REPAR.FS10 B.SIMPL.350-360 L=300	261.00
ABRAÇAD.REPARAÇÃO TIPO C S.748/41		
0835280510016020	ABRAÇAD.REPAR.S.748/41 T.C DN16-20 L=100	30.00
0835280510022025	ABRAÇAD.REPAR.S.748/41 T.C DN22-25 L=100	30.00
0835280510031035	ABRAÇAD.REPAR.S.748/41 T.C DN31-35 L=100	32.00
0835280510037041	ABRAÇAD.REPAR.S.748/41 T.C DN37-41 L=100	33.00
0835280510048052	ABRAÇAD.REPAR.S.748/41 T.C DN48-52 L=100	34.00
ACCIONAMENTOS P/VALV		
ALAVANCAS P/VALVULAS BORB. S.75		
08351401050080	ALAVANCA P/VALV.BORB.CONCENTRICA L-1	43.00
08351401100125	ALAVANCA P/VALV.BORB.CONCENTRICA L-2	43.00
08351401150200	ALAVANCA P/VALV.BORB.CONCENTRICA L-3	49.00
ATUADORES ELETRICOS PSR-E/PSQ-E AVK		
08351407045	ATUADOR ELETRICO PSR-E50 DN100	563.00
08351407102	ATUADOR ELETRICO PSQ-E100 DN150	805.00
ATUADORES ELETRICOS S.D+ REDUT.VSG PN10		
08351408DP030	ATUADOR ELECTRICO DREHMO DN100-125	2154.0
08351408DP119	ATUADOR ELECTRICO DREHMO DN150-200	2154.0
08351408DP319	ATUADOR ELECTRICO DREHMO DN300	2154.0
ATUADORES ELETRICOS S.D+REDUTOR VSG PN16		
083514091601500200	SERVO-ACTUADOR ELECT.S.D+RED.VSG 150-200	2154.0
ATUADORES PNEUMÁT.ACTUATECH S.GDV AVK		
08351415106007160	ATUADOR PNEUMAT.ACTUATECH GDV106 DN150	617.00
CAIXAS C/FINS DE CURSO ELECTROMECHANICOS		
08351421200004	CAIXA C/FINS CURSO ELECTROMECHANICOS	64.00
08351421200116	KIT DE SUPORTES EM ACO INOX AISI 316	34.00
REDUTORES DE ACIONAMENTO MANUAL S.75-Q		
08351405Q200	REDUTOR ACCIONAM.MANUAL C/VOL.150 S.75-Q	96.00
08351405Q4000	REDUTOR ACCIONAM.MANUAL C/VOLANTE S.75-Q	569.00
08351405Q6500	REDUTOR ACCIONAM.MANUAL C/VOLANTE S.75-Q	847.00
08351405Q800	REDUTOR ACCIONAM.MANUAL C/VOLANTE S.75-Q	176.00



ACCIONAMENTOS VALVUL**ALAVANCA ALUMINIO P/VALV.BORB.S.HLA AVK**

0835150205	ALAVANCA P/VALV.BORB.S.HLA DN125-150 AVK	31.00
------------	--	-------

ACESSORIOS COM EMBOC**CONE DE BOCAS S.712 AVK**

08353103090063	CONE EMBOCAD. PVC S.712 EPOXI 90X63 AVK	37.00
08353103110075	CONE EMBOCAD.PVC S.712 EPOXI 110X75 AVK	37.00
08353103125110	CONE EMBOCAD.PVC S.712 EPOXI 125X110 AVK	62.00
08353103160110	CONE EMBOCAD.PVC S.712 EPOXI 160X110 AVK	59.00

CURVAS 22°30 EMBOCADURA P/PVC AVK

08353106090	CURVA BOCAS P/PVC 22°30 DN90	34.00
08353106110	CURVA BOCAS P/PVC 22°30 DN110	42.00
08353106160	CURVA BOCAS P/PVC 22°30 DN160	84.00

CURVAS 45° EMBOCADURA P/PVC AVK

08353107063	CURVA BOCAS P/PVC 45° DN63	24.00
08353107090	CURVA BOCAS P/PVC 45° DN90	37.00
08353107110	CURVA BOCAS P/PVC 45° DN110	47.00
08353107160	CURVA BOCAS P/PVC 45° DN160	91.00
08353107200	CURVA BOCAS P/PVC 45° DN200	122.00

CURVAS 90° EMBOCADURA P/PVC AVK

08353108063	CURVA BOCAS P/PVC 90° DN63	28.00
08353108075	CURVA BOCAS P/PVC 90° DN75	35.00
08353108090	CURVA BOCAS P/PVC 90° DN90	41.00
08353108110	CURVA BOCAS P/PVC 90° DN110	50.00
08353108160	CURVA BOCAS P/PVC 90° DN160	93.00
08353108315	CURVA BOCAS P/PVC 90° DN315	299.00

LIGADOR BOCA FLANGE AVK

08353104150160	LIGADOR FLANGE/BOCA P/PVC 150/160 AVK	76.00
----------------	---------------------------------------	-------

TES EMBOCAD.P/PVC REVEST.EPOXI S.712 AVK

08353102063063	TE 3 EMBOCAD. PVC S.712 EPOXI 63X63 AVK	32.00
08353102075063	TE 3 EMBOCAD. PVC S.712 EPOXI 75X63 AVK	42.00
08353102075075	TE 3 EMBOCAD. PVC S.712 EPOXI 75X75 AVK	43.00
08353102090063	TE 3 EMBOCAD. PVC S.712 EPOXI 90X63 AVK	59.00
08353102090090	TE 3 EMBOCAD. PVC S.712 EPOXI 90X90 AVK	52.00
08353102110063	TE 3 EMBOCAD.PVC S.712 EPOXI 110X63 AVK	72.00
08353102110090	TE 3 EMBOCAD.PVC S.712 EPOXI 110X90 AVK	70.00
08353102110110	TE 3 EMBOCAD.PVC S.712 EPOXI 110X110 AVK	64.00
08353102125063	TE 3 EMBOCAD.PVC S.712 EPOXI 125X63 AVK	81.00
08353102125090	TE 3 EMBOCAD.PVC S.712 EPOXI 125X90 AVK	78.00
08353102125110	TE 3 EMBOCAD.PVC S.712 EPOXI 125X110 AVK	91.00
08353102125125	TE 3 EMBOCAD.PVC S.712 EPOXI 125X125 AVK	85.00
08353102140110	TE 3 EMBOCAD.PVC S.712 EPOXI 140X110 AVK	97.00
08353102140140	TE 3 EMBOCAD.PVC S.712 EPOXI 140X140 AVK	103.00
08353102160160	TE 3 EMBOCAD.PVC S.712 EPOXI 160X160 AVK	125.00
08353102200110	TE 3 EMBOCAD.PVC S.712 EPOXI 200X110 AVK	208.00
08353102200200	TE 3 EMBOCAD.PVC S.712 EPOXI 200X200 AVK	185.00

TES EMBOCADURA P/PVC C/SAIDA FLANGEA.AVK

08353111090050	TE EMBOCAD.PVC C/SAID.FLANG.90X50 PN16	67.00
08353111110065	TE EMBOCAD.PVC C/SAID.FLANG.110X65 PN16	67.00
08353111110100	TE EMBOCAD.PVC C/SAID.FLANG.110X100 PN16	74.00
08353111200065	TE EMBOCAD.PVC C/SAID.FLANG.200X65 PN16	163.00
08353111200080	TE EMBOCAD.PVC C/SAID.FLANG.200X80PN16	174.00
08353111200100	TE EMBOCAD.PVC C/SAID.FLANG.200X100 PN16	146.00
08353111200150	TE EMBOCAD.PVC C/SAID.FLANG.200X150 PN16	167.00
08353111250080	TE EMBOCAD.PVC C/SAID.FLANG.250X80 PN16	244.00
08353111250100	TE EMBOCAD.PVC C/SAID.FLANG.250X100 PN16	209.00
08353111315080	TE EMBOCAD.PVC C/SAIDA FLANG.315X80 PN16	323.00
08353111315150	TE EMBOCAD.PVC C/SAID.FLANG.315X150 PN16	331.00



UNIAO BOCAS P/PVC AVK

08353109110 UNIÃO BOCAS P/PVC DN110 96.00

ACESSORIOS FLANGEADO**CONES RED.FLANGEADOS FLANGES MOVEIS AVK**

08353006080050	CONE RED.FLANGEADO FL.MOV.DN80X50 PN16	49.00
08353006080065	CONE RED.FLANGEADO FL.MOV.DN80X65 PN16	49.00
08353006100050	CONE RED.FLANGEADO FL.MOV.DN100X50 PN16	53.00
08353006100065	CONE RED.FLANGEADO FL.MOV.DN100X65 PN16	55.00
08353006100080	CONE RED.FLANGEADO FL.MOV.DN100X80 PN16	63.00
08353006125100	CONE RED.FLANGEADO FL.MOV.DN125X100 PN16	70.00
08353006150100	CONE RED.FLANGEADO FL.MOV.DN150X100 PN16	80.00
08353006200060	CONE RED.FLANGEADO FL.MOV.DN200X60 PN10	119.00
08353006200150	CONE RED.FLANGEADO FL.MOV.DN200X150 PN16	137.00
08353006250150	CONE RED.FLANGEADO FL.MOV.DN250X150 PN16	167.00
08353006300150	CONE RED.FLANGEADO FL.MOV.DN300X150 PN16	225.00
08353006300200	CONE RED.FLANGEADO FL.MOV.DN300X200 PN16	259.00
08353006300250	CONE RED.FLANGEADO FL.MOV.DN300X250 PN16	290.00

CURVAS FLANGEADAS A 22.30° FLANG.MOV.AVK

08353004200 CURVA FLANGEADA FLANG.MOVEL 22.30 DN200 151.00

CURVAS FLANGEADAS A 45° FLANGE MOVEL AVK

08353003080	CURVA FLANGEADA FLANG.MOVEL 45.DN80	58.00
08353003100	CURVA FLANGEADA FLANG.MOVEL 45.DN100	72.00
08353003200	CURVA FLANGEADA FLANG.MOVEL 45.DN200	170.00
08353003300	CURVA FLANGEADA FLANG.MOVEL 45.DN300	670.00

CURVAS FLANGEADAS A 90° FLANGE MOVEL AVK

08353002080	CURVA FLANGEADA FLANGE MOVEL 90° DN80	63.00
08353002100	CURVA FLANGEADA FLANGE MOVEL 90° DN100	74.00
08353002125	CURVA FLANGEADA FLANGE MOVEL 90° DN125	94.00
08353002150	CURVA FLANGEADA FLANGE MOVEL 90° DN150	125.00
08353002200	CURVA FLANGEADA FLANGE MOVEL 90° DN200	198.00
08353002250	CURVA FLANGEADA FLANGE MOVEL 90° DN250	314.00
08353002300	CURVA FLANGEADA FLANGE MOVEL 90° DN300	605.00

CURVAS FLANGEADAS COM PÉ

08353008100 CURVA FLANGEADA COM PÉ DN100 103.00

FLANGE CEGA C/EPOXY AVK

08353010150	FLANGE FFD CEGA PN16 DN150 AVK	53.00
08353010200	FLANGE FFD CEGA PN16 DN200 AVK	80.00
08353010250	FLANGE FFD CEGA PN16 DN250 AVK	121.00

FLANGE ROSCADA C/EPOXY AVK

08353011040	FLANGE FFD ROSCADA 40X 11/2 AVK S.712	SobConsulta
08353011050	FLANGE FFD ROSCADA 50X 11/2 AVK	SobConsulta
08353011150	FLANGE FFD ROSCADA 150X 2 AVK	SobConsulta

PLACAS DE REDUÇÃO S.712/5210 AVK

08353012065050	PLACA DE REDUÇÃO S.712/5210 65/50 AVK	108.00
08353012080050	PLACA DE REDUÇÃO S.712/5210 80/50 AVK	128.00
08353012100065	PLACA DE REDUÇÃO S.712/5210 100/65 AVK	139.00
08353012100080	PLACA DE REDUÇÃO S.712/5210 100/80 AVK	167.00
08353012150125	PLACA DE REDUÇÃO S.712/5210 150/125 AVK	272.00
08353012200065	PLACA DE REDUÇÃO S.712/5210 200/65 AVK	339.00
08353012200150	PLACA DE REDUÇÃO S.712/5210 200/150 AVK	353.00
08353012300100	PLACA DE REDUÇÃO S.712/5210 300/100 AVK	482.00

TES FLANGEADOS FLANGES MOVEIS AVK

08353007080040	TE FLANGEADO FLANG.MOVEL DN80X40 PN16	75.00
08353007080050	TE FLANGEADO FLANG.MOVEL DN80X50 PN16	91.00
08353007080080	TE FLANGEADO FLANG.MOVEL DN80X80 PN16	89.00
08353007100060065	TE FLANGEADO FLG.MOVEL DN100X60/65 PN16	92.00
08353007100080	TE FLANGEADO FLANG.MOVEL DN100X80 PN16	106.00

+351 244 800 160
+351 244 802 323geral@canalcentro.pt
info@canalcentro.ptR. do Bailadouro s/nº,
2410-211 Pousos

08353007100100	TE FLANGEADO FLANG.MOVEL DN100X100 PN16	112.00
08353007150080	TE FLANGEADO FLANG.MOVEL DN150X80 PN16	161.00
08353007150100	TE FLANGEADO FLANG.MOVEL DN150X100 PN16	169.00
08353007150150	TE FLANGEADO FLANG.MOVEL DN150X150 PN16	184.00
08353007200080	TE FLANGEADO FLANG.MOVEL DN200X80 PN16	237.00
08353007200100	TE FLANGEADO FLANG.MOVEL DN200X100 PN16	235.00
08353007200200	TE FLANGEADO FLANG.MOVEL DN200X200 PN16	276.00
08353007250080	TE FLANGEADO FLANG.MOVEL DN250X80 PN16	331.00
08353007250100	TE FLANGEADO FLANG.MOVEL DN250X100 PN16	343.00
08353007300150	TE FLANGEADO FLANG.MOVEL DN300X150 PN16	565.00
08353007300200	TE FLANGEADO FLANG.MOVEL DN300X200 PN16	549.00
08353007300300	TE FLANGEADO FLANG.MOVEL DN300X300 PN16	675.00

TROCOS TUBO FLANG.MOVEL AVK

0835300150050	TROÇO TUBO FLANG.MOVEL PN10 DN50 L=500	58.00
0835300150080	TROÇO TUBO FLANG.MOVEL PN10 DN80 L=500	121.00
0835300150100	TROÇO TUBO FLANG.MOVEL PN10 DN100 L=500	99.00
0835300150150	TROÇO TUBO FLANG.MOVEL PN10 DN150 L=500	172.00
0835300150300	TROÇO TUBO FLANG.MOVEL PN10 DN300 L=500	404.00

ACESSORIOS P/VALV.DE**BOCAS INCENDIO PASSEIO 78/7620 AVK**

08350413040	BOCA REGA PASS.C/VALV.DN40 78/76X0 AVK	281.84
-------------	--	--------

CABEÇAS MOVEIS RED.103 S.80/22 AVK

0835040901	CABECA MOVEL RED.TAMPA 123 FFD S.80/22	23.00
0835040902	CABECA MOVEL RED.TAMPA 123 PA S.80/22-025	18.00

CABEÇAS MOVEIS 80 FUTURA AVK

08350411FF01	CABECA MOV.FUTURA FFD REDOND.80/32 AVK	25.00
08350411FF02	CABECA MOV.FUTURA FFD QUADRAD.80/32 AVK	26.52
08350411FF03	CABECA MOV.FUTURA FFD HEXAGON.80/32 AVK	26.52

CABEÇAS MOVEIS SERIE 80 AVK

0835041201	CABECA MOV. PURDIE QUAD.145 SER. 80/42	33.66
0835041201RAMAL	CABECA MOVEL AVK PURDIE INSC.RAMAL	33.66
0835041201REGA	CABECA MOVEL AVK PURDIE INSC.REGA	33.66
0835041202	CABECA MOV. PERA QUAD.190 SER. 80/40	54.06
0835041203	CABECA MOV. VEKAP RED.150 SER.80/32	42.84
0835041210	CABECA MOV. FUTUR RED.145 SER.80/32 T.AZ	32.64

CAPACETES AVK S.08/61

08350403025	CAPACETE AVK 08 (DADO) P/VALV. 25-50	5.00
-------------	--------------------------------------	------

CHAVE EM T

0835040701	CHAVE EM T AVK	108.00
------------	----------------	--------

HASTES EXT. P/VALV.C.E.AVK 04

08350404080002550	HASTE P/VALV.C.E.AVK 04/02 L800 DN40/50	40.00
08350404080006580	HASTE P/VALV.C.E.AVK 04/02 L800 DN65/80	40.00
083504040800100125	HASTE P/VALV.C.E.AVK 04/02 800 DN100/125	40.00
083504040800150150	HASTE P/VALV.C.E.AVK 04/02 800 DN150/150	40.00
083504040800200200	HASTE P/VALV.C.E.AVK 04/02 800 DN200/200	49.00
0835040410000050	HASTE P/VALV.CUNHA AVK 04 L1000 40/50	46.00
08350404100006580	HASTE P/VALV.CUNHA AVK 04 L1000 DN65/80	46.00
083504041000100125	HASTE P/VALV.CUNHA AVK L1000 DN100/125	46.00
083504041000150	HASTE P/VALV.CUNHA AVK 04 L1000 DN150	44.00
083504041000200	HASTE P/VALV.CUNHA AVK 04 L1000 DN200	58.00
083504043000150	HASTE P/VALV.CUNHA AVK 04 L3000 DN150	100.00

HASTES EXT.P/VALVULAS 03/00 AVK

08350406080002550	HASTE P/VALV.RAMAL S.04/06 L800 DN25-50	42.00
08350406100002550	HASTE P/VALV.RAMAL S.04/06 L1000 DN25-50	42.00

HASTES EXT.TELESCOPICAS AVK 04

08350405450065080	HASTE TELESCOP.AVK 04 L450-700 DN65/80	73.00
08350405650040050	HASTE TELESC.AVK 04/04 L650-1100 40/50	90.00



+351 244 800 160
+351 244 802 323



geral@canalcentro.pt
info@canalcentro.pt



R. do Bailadouro s/nº,
2410-211 Pousos



08350405650065080	HASTE TELESC.AVK 04/04 L650-1100 65/80	90.00
08350405650100125	HASTE TELESC.AVK 04/04 L650-1100 100/125	90.00

PLACAS C/INSCRIÇÃO P/CABEÇAS MOVEIS

08350420001	PLACA P/CABEÇA MOVEI C/INSC.RAMAL	SobConsulta
08350420002	PLACA P/CABEÇA MOVEI C/INSC. S.I.	SobConsulta
08350420003	PLACA P/CABEÇA MOVEI C/INSC. REGA	SobConsulta

VOLANTES AVK P/VALV.CUNHA 08

08350402040050	VOLANTE AVK 08 P/VALV.CUNHA FFD 40-50	10.00
08350402060080	VOLANTE AVK 08 P/VALV.CUNHA FFD 65-80	11.00
08350402100	VOLANTE AVK 08 P/VALV.CUNHA FFD 100-125	15.00
08350402125150	VOLANTE AVK 08 P/VALV.CUNHA FFD150	20.00
08350402200	VOLANTE AVK 08 P/VALV.CUNHA FFD 200	32.00
08350402250300	VOLANTE AVK 08 P/VALV.CUNHA FFD 250-300	66.00
08350402350500	VOLANTE AVK 08 P/VALV.CUNHA FFD 350-500	98.00
08350402450600	VOLANTE AVK 08 P/VALV.CUNHA FFD 450-600	169.00

VOLANTES MARINI P/VALV.CUNHA E RAMAL 08

08350401025050	VOLANTE AVK 08 P/VALV.CUNHA/RAMAL 25-50	5.00
08350401065080	VOLANTE AVK 08 P/VALV.CUNHA/RAMAL 65-80	9.36
08350401100125	VOLANTE AVK 08 P/VALV.CUNHA/RAMAL 100-125	15.60
08350401250300	VOLANTE AVK 08 P/VALV.CUNHA/RAMAL 250-300	65.52

FILTROS AVK**FILTRO CESTO PN16 S.871-CR AVK**

08352002100	FILTRO DE CESTO AVK PN16 871-CR DN100	261.00
-------------	---------------------------------------	--------

FILTRO EM Y S.910/11 AVK

08352003080	FILTRO EM Y PN25 AVK 910-11 DN80	208.00
-------------	----------------------------------	--------

FILTROS EM Y S.910/21 AVK

08352001050	FILTRO EM Y PN16 AVK 910/21 DN50	126.00
08352001065	FILTRO EM Y PN16 AVK 910/21 DN65	145.00
08352001080	FILTRO EM Y PN16 AVK 910/21 DN80	167.00
08352001100	FILTRO EM Y PN16 AVK 910/21 DN100	203.00

FLANGES E UNIOES AVK**BUCHAS INOX P/REFOR.EXTREMIDA.PE S.05/E**

08352105100	BUCHA AÇO INOX REFORÇ.PE S.05/E 100/110	35.00
-------------	---	-------

FLANGE LIGAÇÃO P/TUBO FFD 05/66

0835210310150170	FLANGE LIG.P/TUBOS FFD PN10/16 150/170	94.00
0835210310200222	FLANGE LIG.P/TUBOS FFD PN10 200/222	146.00

FLANGES LIGAD.C/J.PARA TUBOS PVC S.05/62

08352101050063	FLANGE LIGAÇÃO C/JUNTA PARA PVC 50/63	36.00
08352101080090	FLANGE LIGAÇÃO C/JUNTA PARA PVC 80/90	35.00
08352101100110	FLANGE LIGAÇÃO C/JUNTA PARA PVC 100/110	37.00
08352101150160	FLANGE LIGAÇÃO C/JUNTA PARA PVC 150/160	55.00
08352101300315	FLANGE LIGAÇÃO C/JUNTA PARA PVC 300/315	187.00

FLANGES LIGAD.C/J.RESIST.TRAÇÃO S.05/26

0835210416080	FLANGE LIG.P/TB FFD RESI.TRAÇÃO PN16 80	75.00
0835210416100	FLANGE LIG.P/TB FFD RESI.TRAÇÃO PN16 100	77.00
0835210416200	FLANGE LIG.P/TB FFD RESI.TRAÇÃO PN16 200	188.00
08352104162501	FLANGE LIG.P/TB FFD RESI.TRAÇÃO PN10 250	348.00

FLANGES LIGAD.C/J.RESIST.TRAÇÃO S.05/60

08352102050063	FLANGE LIG.C/JUNTA RES.TRAÇÃO 50/63	54.00
08352102060063	FLANGE LIG.C/JUNTA RES.TRAÇÃO 60/63	56.00
08352102065075	FLANGE LIG.C/JUNTA RES.TRAÇÃO 65/75	61.00
08352102080090	FLANGE LIG.C/JUNTA RES.TRAÇÃO 80/90	54.00
08352102100110	FLANGE LIG.C/JUNTA RES.TRAÇÃO 100/110	63.00
08352102125125	FLANGE LIG.C/JUNTA RES.TRAÇÃO 125/125	110.00
08352102150160	FLANGE LIG.C/JUNTA RES.TRAÇÃO 150/160	114.00
08352102200200	FLANGE LIG.C/JUNTA RES.TRAÇÃO 200/200	203.00
08352102250250	FLANGE LIG.C/JUNTA RES.TRAÇÃO 250/250	302.00



08352102300315	FLANGE LIG.C/JUNTA RES.TRAÇÃO 300/315	361.00
FLANGES SUPAPLUS RESISTENTES S.623/10		
08352114060075	FLANG.SUPAPLUS P/PE/PVC 65/75 S.623/10	80.00
08352114100	FLANG.SUPAPLUS P/PE/PVC 100/110 S.623/10	109.00
08352114125	FLANG.SUPAPLUS P/PE/PVC 125/125 S.623/10	139.00
08352114150160	FLANG.SUPAPLUS P/PE/PVC 150/160 S.623/10	161.00
08352114200	FLANG.SUPAPLUS P/PE/PVC 200/200 S.623/10	274.00
08352114300315	FLANG.SUPAPLUS P/PE/PVC 300/315 S.623/10	577.00
FLANGES UNIVERSAIS PN16 SERIE 603 AVK		
08352110057074	FLANGE UNIVERSAL S.603 DN50 57-74 AVK	45.00
08352110068085	FLANGE UNIVERS.S.603 PN16 DN50/65,68-85	49.00
08352110084106	FLANGE UNIVERSAL S.603 DN80 084-106 AVK	58.00
08352110099119	FLANGE UNIVERS.S.603 PN16 DN100,99-119	66.00
08352110109133	FLANGE UNIVERS.S.603 PN16 DN100,109-133	62.00
08352110132157	FLANG.UNIVERS.603 PN16 DN125/150 132-157	87.00
08352110157183	FLANGE UNIVERS.S.603 PN16 DN150,157-183	92.00
08352110193215	FLANGE UNIVERSAL S.603 DN200 193-215 AVK	124.00
08352110218242	FLANGE UNIVERSAL S.603 DN200 218-242 AVK	136.00
08352110242268	FLANGE UNIVERSAL S.603 DN250 242-268 AVK	193.00
08352110266292	FLANGE UNIVERSAL S.603 DN250 266-292 AVK	204.00
08352110301327	FLANGE UNIVERS.S.603 PN16 DN300,301-327	249.00
08352110324350	FLANGE UNIVERS.S.603 PN16 DN300,324-350	262.00
08352110372396	FLANGE UNIVERS.S.603 PN16 DN350 372-396	310.00
08352110384410	FLANGE UNIVERS.S.603 PN16 DN350 384-410	306.00
08352110410436	FLANGE UNIVERS.S.603 PN16 DN400 410-436	373.00
UNIOES RECTAS SERIE 258/30 AVK		
083521110500	UNIAO RECTA S.258/30 DN500 EXT.500-549	806.00
UNIOES SUPA-MAXI C/TRACCAO 632/00		
08352118200225	UNIAO SUPA-MAXI 632/00 DN193-227/224-257	683.00
UNIOES SUPAPLUS PVC/PE 621/61 AVK		
08352112032	UNIAO SUPAPLUS PVC/PE 621/61 DN32/40	76.00
08352112040	UNIAO SUPAPLUS PVC/PE 621/61 DN40/50	91.00
08352112050	UNIAO SUPAPLUS PVC/PE 621/61 DN50/63	92.00
08352112065	UNIAO SUPAPLUS PVC/PE 621/61 DN65/75	97.00
08352112080	UNIAO SUPAPLUS PVC/PE 621/61 DN80/90	115.00
08352112100	UNIAO SUPAPLUS PVC/PE 621/61 DN100/110	142.00
08352112125	UNIAO SUPAPLUS PVC/PE 621/61 DN125/125	168.00
08352112125140	UNIAO SUPAPLUS PVC/PE 621/61 DN125/140	187.00
08352112150	UNIAO SUPAPLUS PVC/PE 621/61 DN150/160	210.00
08352112200	UNIAO SUPAPLUS PVC/PE 621/61 DN200/200	341.00
08352112200225	UNIAO SUPAPLUS PVC/PE 621/61 DN200/225	456.00
08352112250	UNIAO SUPAPLUS PVC/PE 621/61 DN250/250	563.00
08352112250280	UNIAO SUPAPLUS PVC/PE 621/61 DN250/280	603.00
08352112300	UNIAO SUPAPLUS PVC/PE 621/61 DN300/315	717.00
UNIOES UNIVERSAIS GRANDE TOLER.S.602 AVK		
08352109057074	UNIAO UNIV.GRANDE TOL.57-74/68-85 S.602	84.00
08352109068085	UNIAO UNIV.GRANDE TOL.68-85/84-106 S.602	92.00
08352109084106099	UNIAO UNIV.GRANDE TOL.84-106/99-119 S602	111.00
08352109099119109	UNIAO UNIV.GRD.TOL.99-119/109-133 S.602	111.00
08352109109133	UNIAO UNIV.GRD TOL.109-133/157-183 S.602	135.00
08352109109133132	UNIAO UNIV.GRD TOL.109-133/132-157 S.602	109.00
08352109132157	UNIAO UNIV.GRD TOL.132-157/157-183 S.602	127.00
08352109157183	UNIAO UNIV.GRD TOL157-183/176-201 S.602	161.00
08352109176201	UNIAO UNIV.GRDTOL.176-201/193-215 S.602	177.00
08352109176201218	UNIAO UNIV.GRD TOL176-201/218-242 S.602	202.00
08352109193215218	UNIAO UNIV.GRD.TOL.193-215/218-242 S.602	211.00
08352109218242268	UNIAO UNIV.GRD.TOL.218-242/242-268 S.602	302.00
08352109242268	UNIAO UNIV.GRD TOL.242-268/266-292 S.602	303.00



08352109266292280	UNIAO UNIV.GRD TOL.266-292/280-306 S.602	320.00
08352109266292301	UNIAO UNIV.GRD TOL.266-292/301-327 S.602	300.00
08352109301327	UNIAO UNIV.GRD TOL.301-327/324-350 S.602	325.00
08352109301327352	UNIAO UNIV.GRD TOL.301-327/352-378 S.602	374.00
08352109324350	UNIAO UNIV.GRD.TOL.324-350/352-378 S.602	377.00
08352109352378372	UNIAO UNIV.GRD TOL.352-378/372-396 S.602	449.00

UNIOES UNIVERSAIS PN16 601 AVK

08352108046063	UNIAO UNIVERSAL PN16 DN 40 46-63 601	49.00
08352108057074	UNIAO UNIVERSAL PN16 DN 50 57-74 601	49.00
08352108068085	UNIAO UNIVERSAL PN16 DN 65 68-85 601	60.00
08352108084106	UNIAO UNIVERSAL PN16 DN 80 84-106 601	64.00
08352108099119	UNIAO UNIVERSAL PN16 DN 80 99-119 601	71.00
08352108109133	UNIAO UNIVERSAL PN16 DN 100 109-133 601	72.00
08352108132157	UNIAO UNIVERSAL PN16 DN 125 132-157 601	83.00
08352108157183	UNIAO UNIVERSAL PN16 DN 150 157-183 601	97.00
08352108176201	UNIAO UNIVERSAL PN16 DN 150 176-201 601	116.00
08352108193215	UNIAO UNIVERSAL PN16 DN 175 193-215 601	108.00
08352108218242	UNIAO UNIVERSAL PN16 DN 200 218-242 601	146.00
08352108242268	UNIAO UNIVERSAL PN16 DN 225 242-268 601	194.00
08352108266292	UNIAO UNIVERSAL PN16 DN 250 266-292 601	208.00
08352108301327	UNIAO UNIVERSAL PN16 DN 300 301-327 601	237.00
08352108324350	UNIAO UNIVERSAL PN16 DN300 324-350 601	264.00
08352108384410	UNIAO UNIVERSAL PN16 DN350 384-410 601	348.00
08352108410436	UNIAO UNIVERSAL PN16 DN400 410-436 601	362.00

**JUNTAS MONTAGEM PN10****CARRETES ANTIVIBRATÓRIOS 59/270**

083522040125	JUNTA ANTIVIBRATICA PN16 DN125 S.59/270	131.00
083522040150	JUNTA ANTIVIBRATICA PN16 DN150 S.59/270	175.00

JUNTAS DESM.59/265-CA C/VIOLA INOX 304

08352202050	JUNTA DESM.C/VIOLAS INOX DN50 59/265-CA	163.00
08352202065	JUNTA DESM.C/VIOLAS INOX DN65 59/265-CA	176.00
08352202080	JUNTA DESM.C/VIOLAS INOX DN80 59/265-CA	184.00
08352202100	JUNTA DESM.C/VIOLAS INOX D100 59/265-CA	198.00
08352202125	JUNTA DESM.C/VIOLAS INOX D125 59/265-CA	215.00
08352202150	JUNTA DESM.C/VIOLAS INOX D150 59/265-CA	246.00
08352202200	JUNTA DESM.C/VIOLAS INOX D200 59/265-CA	372.00
08352202350	JUNTA DESM.C/VIOLAS INOX D350 59/265-CA	743.00
08352202400	JUNTA DESM.C/VIOLAS INOX D400 59/265-CA	954.00

JUNTAS DESM.AUTO-TRAV.265/50 AVK

08352201050	JUNTA DESM.AUTO-TRAV.DN50 265/50	135.00
08352201065	JUNTA DESM.AUTO-TRAV.DN65 265/50	175.00
08352201080	JUNTA DESM.AUTO-TRAV.DN80 265/50	254.00
08352201100	JUNTA DESM.AUTO-TRAV.DN100 265/50	266.00
0835220120016	JUNTA DESM.AUTO-TRAV.DN200 265/50 PN16	582.00
0835220125016	JUNTA DESM.AUTO-TRAV.DN250 265/50 PN16	890.00

MAQUINAS E ACESSORIO**BROCAS CRANIANAS FFD/FIBROC.**

08352905063	BROCA CRANIANA FFD/FIBROC.2" AVK	365.00
-------------	----------------------------------	--------

MAQUINAS DE FURAÇÃO EM CARGA AVK

0835290201	MAQUINA DE FURAÇÃO EM CARGA S.730/81 AVK	SobConsulta
------------	--	-------------

VALVULAS BORBOLETA C**VALV. BORBOLETA CONC.C/SEDE SUBST.820/10**

08351325150	VALV.BORB.SEDE SUBSTI.S.820/10 DN150 AVK	238.00
-------------	--	--------

VALV.BORB.CONC.FLANG.S.75/20 DUPLEX AVK

08351315150	VALV.BORB.FLANG.S.75/20 DN150 DUPLEX AVK	773.00
-------------	--	--------

VALVULAS BORBOLET.CONC.FLANG.EVFL 75/21

083513200150	VALV.BORBOLETA FLANG.EVFL75/21 DN150 AVK	1012.0
--------------	--	--------



VALVULAS BORBOLET.CONC.FLANG.S.75/20 AVK

08351314065	VALV.BORBOLETA FLANG.EVFS 75/20 DN65 AVK	377.00
08351314080	VALV.BORBOLETA FLANG.EVFS 75/20 DN80 AVK	403.00
08351314100	VALV.BORBOLETA FLANG.EVFS75/20 DN100 AVK	470.00
08351314150	VALV.BORBOLETA FLANG.EVFS75/20 DN150 AVK	682.00
08351314200	VALV.BORBOLETA FLANG.EVFS75/20 DN200 AVK	866.00
08351314250	VALV.BORBOLETA FLANG.EVFS75/20 DN250 AVK	1410.0
08351314300	VALV.BORBOLETA FLANG.EVFS75/20 DN300 AVK	1731.0
08351314350	VALV.BORBOLETA FLANG.EVFS75/20 DN350 AVK	2446.0
08351314700	VALV.BORBOLETA FLANG.EVFS75/20 DN700 AVK	13195

VALVULAS BORBOLET.CONCENT.S.820/20 AVK

083513280150	VALVULA BORBOLETA CONCENT.S.820/20 DN150	412.00
--------------	--	--------

VALVULAS BORBOLETA CONC.WAFER S.75/10

083513010080	VALV.BORBOLETA WAFER S.EVS75/10 DN80 AVK	182.00
083513010100	VALV.BORBOLETA WAFER EVS 75/10 DN100 AVK	222.00
083513010125	VALV.BORBOLETA WAFER EVS 75/10 DN125 AVK	262.00
083513010150	VALV.BORBOLETA WAFER EVS 75/10 DN150 AVK	375.00
083513010200	VALV.BORBOLETA WAFER EVS 75/10 DN200 AVK	460.00
083513010250	VALV.BORBOLETA WAFER EVS 75/10 DN250 AVK	747.00
083513010300	VALV.BORBOLETA WAFER EVS 75/10 DN300 AVK	898.00

VALVULAS BORBOLETA CONCEN.S.EVBS 75/30

083513090200	VALV.BORBOLETA WAFER S.75/30 DN200 AVK	565.00
--------------	--	--------

VALVULAS BORBOLETA D**VALV.BORB.D.EXCENT.C/RED.MANUAL 756/100**

0835160125016	VALV.BORB.DUP.EXCENT.756/100 PN16 250	1796.0
---------------	---------------------------------------	--------

VALVULAS DE COMPORTA**VALVULAS DE COMPORTA CANAL 772/71 AVK**

083507050800800	VALV.COMPORTA AISI304 772/71 800X800	3204.0
-----------------	--------------------------------------	--------

VALVULAS DE COMPORTA MURAL CONJ.

08350703200200	VALVULA MURAL AISI316 772/61 DN200X200	1037.0
----------------	--	--------

VALVULAS DE CUNHA EL**COMBI CRUZ C/3 VALV.S.18/80**

08350138300	COMBI CRUZ C/3 VALV.S.18/80 DN300 PN10	6965.0
-------------	--	--------

COMBI CRUZ C/4 VALV.S.18/70

08350137300	COMBI-CRUZ C/4 VALV.S.18/70 DN300 PN10	10374
-------------	--	-------

VALV.C.ELAST.DE EXTREMIDADES LISAS 32/60

08350139100	VALV.CUNH.ELAST.EXTREM.LISAS 32/60 DN100	232.00
-------------	--	--------

VALV.C.ELAST.DE EXTREMIDADES PE 36/80

08350140075	VALV.CUNHA ELAST.EXTREM.PE 36/80 DN65	247.00
08350140090	VALV.CUNHA ELAST.EXTREM.PE 36/80 DN80	247.00
08350140110	VALV.CUNHA ELAST.EXTREM.PE 36/80 DN100	360.00

VALV.C.ELAST.FLANG.C/SERVO-ACT15/42-D

08350128100	VALV.FLANG.C/SERVO-ACTUA.15/42-D DN100	2460.0
-------------	--	--------

VALV.C.ELAST.FLANG.C/SERVO-ACT15/43-44A

08350129100	VALV.FLANG.C/SERVO-ACTUA.15/43-0038 DN100	2606.0
08350129125	VALV.FLANG.C/SERVO-ACTUA.15/43-0038 DN125	2614.0

VALV.C.ELAST.FUSO ASCENDENTE FLANG.06/89

08350126065	VALV.C.ELAST.FUSO ASCENDENTE 06/89 DN65	511.00
08350126080	VALV.C.ELAST.FUSO ASCENDENTE 06/89 DN80	560.00
08350126100	VALV.C.ELAST.FUSO ASCENDENTE 06/89 DN100	651.00
08350126200	VALV.C.ELAST.FUSO ASCENDENTE 06/89 PN10 DN200	1202.0
08350126250	VALV.C.ELAST.FUSO ASCENDENTE 06/89 PN10 DN250	1774.0
08350126300	VALV.C.ELAST.FUSO ASCENDENTE 06/89 PN10 DN300	2583.0

VALV.CUNHA ELAST.FLANG.02/60 C.LONGO AVK

0835010808010	VALV.CUNHA ELAST.FLANGE.02/60 DN80 PN16	185.00
---------------	---	--------

VALV.CUNHA ELAST.FLANG.06/35 C/INDIC.AVK

+351 244 800 160
+351 244 802 323



geral@canalcentro.pt
info@canalcentro.pt



R. do Bailadouro s/nº,
2410-211 Pousos



08350119080	VALV.C.ELAST.FLANG.06/35 DN80 C/IND.POSI	223.00
08350119100	VALV.C.ELAST.FLANG.06/35 DN100 C/IND.POS	268.00
08350119125	VALV.C.ELAST.FLANG.06/35 DN125 C/IND.POS	379.00
08350119150	VALV.C.ELAST.FLANG.06/35 DN150 C/IND.POS	448.00
08350119S50400	SUPORTES E 2 FINS DE CURSO DN50-400	188.24

VALV.CUNHA ELAST.FLANG.26/00 AVK

083501060065	VALVULA CUNHA ELAST.FLANG.26/00 DN65	270.00
083501060080	VALVULA CUNHA ELAST.FLANG.26/00 DN80	298.00
083501060100	VALVULA CUNHA ELAST.FLANG.26/00 DN100	342.00
083501060125	VALVULA CUNHA ELAST.FLANG.26/00 DN125	732.00
083501060150	VALVULA CUNHA ELAST.FLANG.26/00 DN150	558.00

VALV.CUNHA ELAST.FLANG.26/35 AG.RED.AVK

08350107050	VALV.C.ELAST.FLANG.AG RESID.26/35 DN50	269.00
0835010708016	VALV.C.ELAST.FLANG.AG RESID.26/35 DN80	326.00
0835010710016	VALV.C.ELAST.FLANG.AG RESID.26/35 DN100	378.00
0835010725016	VALV.C.E.FLANG.AG RESID.26/35 DN250 PN16	1878.0

VALV.CUNHA ELAST.FLANG.S.06/34 06/84 AVK

083501050065	VALVULA CUNHA ELAST.FLANG.06/34 DN65	167.00
083501050080	VALVULA CUNHA ELAST.FLANG.06/34 DN80	186.00
083501050100	VALVULA CUNHA ELAST.FLANG.06/34 DN100	226.00
0835010584065	VALVULA CUNHA ELAST.FLANG.06/84 DN65	180.00
0835010584080	VALVULA CUNHA ELAST.FLANG.06/84 DN80	190.00
0835010584100	VALVULA CUNHA ELAST.FLANG.06/84 DN100	250.00
0835010584300	VALVULA CUNHA ELAST.FLANG.06/84 DN300	1427.0

VALV.CUNHA ELAST.FLANG.SERIE 06/30 AVK

0835010404016	VALV.CUNHA ELAST.FLANGE.06/30 DN40 PN16	132.00
0835010405016	VALV.CUNHA ELAST.FLANGE.06/30 DN50 PN16	143.00
0835010406016	VALV.C.ELAST.FLANGE.06/30 DN60/65 PN16	148.00
0835010406516	VALV.CUNHA ELAST.FLANGE.06/30 DN65 PN16	148.00
0835010408016	VALV.CUNHA ELAST.FLANGE.06/30 DN80 PN16	149.00
0835010410016	VALV.CUNHA ELAST.FLANGE.06/30 DN100 PN16	170.00
0835010412516	VALV.CUNHA ELAST.FLANGE.06/30 DN125 PN16	253.00
0835010415016	VALV.CUNHA ELAST.FLANGE.06/30 DN150 PN16	299.00
0835010420010	VALV.CUNHA ELAST.FLANGE.06/30 DN200 PN10	499.00
0835010420016	VALV.CUNHA ELAST.FLANGE.06/30 DN200 PN16	499.00
0835010425010	VALV.CUNHA ELAST.FLANGE.06/30 DN250 PN10	1028.0
0835010425016	VALV.CUNHA ELAST.FLANGE.06/30 DN250 PN16	1028.0
0835010430010	VALV.CUNHA ELAST.FLANGE.06/30 DN300 PN10	1410.0
0835010430016	VALV.CUNHA ELAST.FLANGE.06/30 DN300 PN16	1410.0
0835010435010	VALV.CUNHA ELAST.FLANGE.06/30 DN350 PN10	2794.0
0835010440010	VALV.CUNHA ELAST.FLANGE.06/30 DN400 PN10	2920.0
0835010450010	VALV.CUNHA ELAST.FLANGE.06/30 DN500 PN10	7130.0

VALV.CUNHA ELASTICA SERIE 01/70 AVK

08350102040	VALV.C.E.EMBOC.SUPAPLUS 01/70 DN40/50	297.00
08350102050	VALV.C.E.EMBOC.SUPAPLUS 01/70 DN50/63	294.00
08350102065	VALV.C.E.EMBOC.SUPAPLUS 01/70 DN65/75	323.00
08350102080	VALV.C.E.EMBOC.SUPAPLUS 01/70 DN80/90	352.00
08350102100	VALV.C.E.EMBOC.SUPAPLUS 01/70 DN100/110	470.00
08350102200200	VALV.C.E.EMBOC.SUPAPLUS 01/70 DN200/200	1099.0

VALV.CUNHA ELASTICA SERIE 01/80 AVK

08350101040	VALV.CUNHA ELAST.EMBOC.AVK 01/80 DN40/50	139.00
08350101050	VALV.CUNHA ELAST.EMBOC.AVK 01/80 DN50/63	144.00
08350101065	VALV.CUNHA ELAST.EMBOC.AVK 01/80 DN65/75	169.00
08350101080	VALV.CUNHA ELAST.EMBOC.AVK 01/80 DN80/90	196.00
08350101100	VALV.CUNHA ELAST.EMB.AVK 01/80 DN100/110	238.00
08350101125	VALV.CUNHA ELAST.EMB.AVK 01/80 DN125/125	374.00
08350101150	VALV.CUNHA ELAST.EMB.AVK 01/80 DN150/160	430.00
08350101200	VALV.CUNHA ELAST.EMB.AVK 01/80 DN200/200	712.00



08350101250	VALV.CUNHA ELAST.EMB.AVK 01/80 DN250/250	1257.0
08350101300	VALV.CUNHA ELAST.EMB.AVK 01/80 DN300/315	1693.0

VALVULAS DE GUILHOTI**VALV.GUILHOTINA ASSENTO ELAST.S.702/20**

083506020100	VALV.GUILHOTINA BI-DIRE.702/20 PN10 100	435.00
083506020200	VALV.GUILHOTINA BI-DIRE.702/20 PN10 200	773.00
083506020300	VALV.GUILHOTINA BI-DIRE.702/20 PN10 300	1335.0
083506020400	VALV.GUILHOTINA BI-DIRE.702/20 PN10 400	2311.0
083506020500	VALV.GUILHOTINA BI-DIRE.702/20 PN10 500	4048.0

VALV.GUILHOTINA ASSENTO ELAST.S.702/40

083506050400	VALV.GUILHOTINA BI-DIRE.702/40 PN10 400	3735.0
--------------	---	--------

VALV.GUILHOTINA C/VOLANTE S.702/10

083506060150	VALV.GUILHOTINA C/VOLANTE 702/10 DN150	686.00
083506060200	VALV.GUILHOTINA C/VOLAN.702/10 PN10 200	844.00

**VALVULAS DE PE AVK****VALVULAS DE PE DISCO AXIAL AVK S.540/00**

08351101080	VALV.PE DISCO AXIAL 540/00 AVK INOX DN80	295.00
08351101125	VALV.PE DISCO AXIAL 540/00 INOX DN125	541.00
08351101250	VALV.PE DISCO AXIAL 540/00 INOX DN250	2628.0
0835110130016	VALV.PE DISCO AXIAL 540/00 INOX DN300	3649.0

VALVULAS DE RAMAL DO**VALV.C.E. EMBOCADURAS P/PE 03/30 AVK**

08350202020	VALVULA C.E.AUTOBL.P/PE 03/30 DN20/25	66.00
08350202025	VALVULA C.E.AUTOBL.P/PE 03/30 DN25/32	69.00
08350202032	VALVULA C.E.AUTOBL.P/PE 03/30 DN32/40	79.00
08350202040	VALVULA C.E.AUTOBL.P/PE 03/30 DN40/50	107.00
08350202050	VALVULA C.E.AUTOBL.P/PE 03/30 DN50/63	125.00

VALV.C.E. ROSC.FEM.03/00 AVK

08350201025	VALVULA C.E.ROSC.FEM.03/00 DN25 = 3/4	66.00
08350201025032	VALVULA C.E.ROSC.FEM.03/00 DN25 = 1	69.00
08350201032	VALVULA C.E.ROSC.FEM.03/00 DN32 = 1 1/4	81.00
08350201040	VALVULA C.E.ROSC.FEM.03/00 DN40 = 1 1/2	89.00
08350201050	VALVULA C.E.ROSC.FEM.03/00 DN50 = 2	122.00

VALV.C.E.C/EXTREMIDADES PE 36/8X AVK

0835020604016	VALV.C.ELAST.EXTREM.PE36/8X DN40/50 PN16	205.00
0835020605016	VALV.C.ELAST.EXTREM.PE36/8X DN50/63 PN16	234.00

VALV.C.E.EMBOC.ROSCA M.P/PE 11/30 AVK

08350211040032	VALV.C.E.EMBOC.ROSC.M P/PE 11/30 11/4X32	95.00
08350211063040	VALV.C.E.EMBOC.ROSC.M P/PE 11/30 2X40	108.00
08350211063050	VALV.C.E.EMBOC.ROSC.M P/PE 11/30 2X50	134.00
08350211063063	VALV.C.E.EMBOC.ROSC.M P/PE 11/30 2X63	169.00

VALV.C.E.EMBOCADURAS POM 16/50 AVK

08350204025	VALV.RAMAL POM C.E.EMBOCAD.16/50 PE25/32	93.00
08350204032	VALV.RAMAL POM C.E.EMBOCAD.16/50 PE32/40	104.00
08350204040	VALV.RAMAL POM C.E.EMBOCAD.16/50 PE40/50	146.00
08350204050	VALV.RAMAL POM C.E.EMBOCAD.16/50 PE50/63	167.00

VALV.C.E.POLIACETAL C/EXTREMID.PE 16/80

08350207025	VALV.C.E.POLIACE.EXTREM.PE 16/80 DN25X32	184.00
08350207040	VALV.C.E.POLIACE.EXTREM.PE 16/80 DN40X50	281.00

VALV.RAMAL DOMICILIARIO C.E.11/00 AVK

08350210040032	VALVULA RAMAL ROSC.MA 11/4 FEM.1 S.11/00	93.00
08350210063050	VALVULA RAMAL ROSC.M 2" FEM.11/2 S.11/00	120.00
08350210063063	VALVULA RAMAL ROSC.M 2" FEM.2 S.11/00	164.00

VALVULAS DE REGULAÇÃO**VALVULAS REGULAÇÃO S.872/00**

08351701025016	VALV.REGULAÇÃO FLANG.S.872/00 DN250 PN16 AVK	10036
----------------	--	-------

VALVULAS DE RETENCAO

PEÇAS DE SUBSTITUIÇÃO P/VALV.RETENÇÃO

0835101401200	BOLA SOBREMOLDADA E VULC.PTR 53/35 200	281.00
0835101404125	JUNTA P/VALVULA RETENÇÃO S.41/60 125-150	SobConsulta
0835101406080	KIT PESO+ALAVANCA S.41/23 50-80	74.00
0835101406100	KIT PESO+ALAVANCA S.41/23 100	78.00
0835101406125	KIT PESO+ALAVANCA S.41/23 125-150	92.00

VALV.RETEN.BOLA PN10 FLANGEA.53/35 AVK

08351013050	VALV.RETENÇÃO BOLA DN50 PN10 S.53/35	95.00
08351013065	VALV.RETENÇÃO BOLA DN65 PN10 S.53/35	142.00
08351013080	VALV.RETENÇÃO BOLA DN80 PN10 S.53/35	160.00
08351013100	VALV.RETENÇÃO BOLA DN100 PN10 S.53/35	226.00
08351013125	VALV.RETENÇÃO BOLA DN125 PN10 S.53/35	349.00
08351013150	VALV.RETENÇÃO BOLA DN150 PN10 S.53/35	397.00
08351013200	VALV.RETENÇÃO BOLA DN200 PN10 S.53/35	719.00
08351013250	VALV.RETENÇÃO BOLA DN250 PN10 S.53/35	1231.0

**VALV.RETENCAO CHARNEIRA FLANG.41/60 AVK**

08351002050	VALV.RETENCAO CHARNEIRA FLANG.41/60 DN50	333.00
08351002065	VALV.RETENCAO CHARNEIRA FLANG.41/60 DN65	306.00
08351002080	VALV.RETENCAO CHARNEIRA FLANG.41/60 DN80	338.00
08351002100	VALV.RETENCAO CHARNEIR.FLANG.41/60 DN100	403.00
08351002125	VALV.RETENCAO CHARNEIR.FLANG.41/60 DN125	678.00
08351002150	VALV.RETENCAO CHARNEIR.FLANG.41/60 DN150	748.00
08351002200	VALV.RETENCAO CHARNEIR.FLANG.41/60 DN200	1143.0
08351002250	VALV.RETENCAO CHARNEIR.FLANG.41/60 DN250	3392.0
08351002300	VALV.RETENCAO CHARNEIR.FLANG.41/60 DN300	3830.0

VALV.RETENÇÃO BOLA ROSCADA 53/30 AVK

08351012032	VALV.RETENÇÃO BOLA ROSC.F 11/4"S.53/30	64.00
08351012040	VALV.RETENÇÃO BOLA ROSC.F 11/2"S.53/30	63.00
08351012050	VALV.RETENÇÃO BOLA ROSC.F 2"S.53/30	82.00

VALV.RETENÇÃO DE DISCO BIPARTIDO 741/10

08351001050	VALV.RETENCAO DISCO BIPARTI.741/10 DN50	80.00
08351001065	VALV.RETENCAO DISCO BIPARTI.741/00 DN65	232.00
08351001080	VALV.RETENCAO DISCO BIPARTI.741/10 DN80	132.00
08351001100	VALV.RETENCAO DISCO BIPART.741/10 DN100	172.00
08351001150	VALV.RETENCAO DISCO BIPART.741/10 DN150	283.00
08351001200	VALV.RETENCAO DISCO BIPART.741/10 DN200	461.00
08351001250	VALV.RETENCAO DISCO BIPART.741/10 DN250	782.00

VALVULAS HIDRAULICAS**ALIVIADORA DE PRESSAO S.771 MOD.RPS**

08351903150	ALIVIADORA DE PRESSAO PILOTO 81-RP DN150	4282.0
-------------	--	--------

CONTOLADORES NIVEL RESER.771 MOD.F TIP.4

08351907150	CONTROLADOR NIVEL RESERV.771-F4 DN150	3197.0
-------------	---------------------------------------	--------

CONTOLADORES NIVEL RESER.771 MOD.F TIP.5

08351908080	CONTROLADOR NIVEL RESERV.771-F5 DN80	2416.0
-------------	--------------------------------------	--------

CONTROLADORES NIVEL RESERV.771 MOD.A2

08351909200	CONTROLAD.RESERV.ALTIMETRICO 771-A2 D200	7128.0
-------------	--	--------

LIMITADORA CAUDAL E RED.PRESS.S.771RF-PR

08351906300S206	LIMIT/CONTROL.NIVEL PILOTO 160RF DN300	12394
-----------------	--	-------

REDUTORAS DE PRESSAO S.771-PR AVK

08351917050	VALV.REDUTORA PRESSAO 771-PR DN50	1830.0
08351917080	VALV.REDUTORA PRESSAO 771-PR DN80	2212.0

VENTOSAS AVK**VENTOSAS 1 FUNÇÃO SERIE 701/1X AVK**

08350901020F	VENTOSA 1 FUNÇÃO DN20,3/4"FERRO S.701/20	88.00
08350901025F	VENTOSA 1 FUNÇÃO DN25,1" FERRO S.701/20	176.00
08350901025N	VENTOSA 1 FUNÇÃO DN25,1" NYLON S.701/10	71.00
08350901032N	VENTOSA AVK 701/10 DN1" C/BASE LATAO	117.00



VENTOSAS 1 FUNÇÃO SERIE 851/00 AVK

08350902025	VENTOSA 1 FUNÇÃO DN 1" S.851/00	130.00
-------------	---------------------------------	--------

VENTOSAS 3 FUNÇÕES FLANG.S.851/20 AVK

08350903050	VENTOSA 3 FUNÇÕES FLANG.DN50 851/20	393.00
08350903080	VENTOSA 3 FUNÇÕES FLANG.DN80 851/20	583.00
08350903100	VENTOSA 3 FUNÇÕES FLANG.DN100 851/20	830.00
08350903150	VENTOSA 3 FUNÇÕES FLANG.DN150 851/20	836.00

VENTOSAS 3 FUNÇÕES FLANG.AG.RES S.701/75

08350910050	VENTOSA 3 FUNÇÕES FLANG.AG.RES.50 701/75	1145.0
08350910080	VENTOSA 3 FUNÇÕES FLANG.AG.RES.80 701/75	1178.0

VENTOSAS 3 FUNÇÕES FLANG.AG.SES.S701/70

08350909050	VENTOSA 3 FUNÇÕES FLANG.701/70 DN50 PN16	2144.0
08350909080	VENTOSA 3 FUNÇÕES FLANG.701/70 DN80 PN16	2303.0

VENTOSAS 3 FUNÇÕES FLANG.S.851/41 AVK

08350904050	VENTOSA 3 FUNÇÕES FLANG.DN50 851/41	365.00
08350904100	VENTOSA 3 FUNÇÕES FLANG.DN100 851/41	503.00

VENTOSAS 3 FUNÇÕES FLANGEA.S.701/60X AVK

08350907050	VENTOSA 3 FUNÇÕES FLANG.701/60 DN50 PN16	599.00
08350907080	VENTOSA 3 FUNÇÕES FLANG.701/60 DN80 PN16	802.00
08350907100	VENTOSA 3 FUNÇÕES FLANG.701/60 D100 PN16	1196.0
08350907200	VENTOSA 3 FUNÇÕES FLANG.701/60 D200 PN16	3562.0

VENTOSAS 3 FUNÇÕES SERIE 701/4X AVK

08350906025F	VENTOSA 3 FUNÇÕES DN25,1" FUND. 701/42	279.00
08350906025L	VENTOSA 3 FUNÇÕES DN25,1" LATAO 701/40	177.00
08350906025N	VENTOSA 3 FUNÇÕES DN25 X1 NYLON S.701/40	96.00
08350906050F	VENTOSA 3 FUNÇÕES DN50,2" FUND.s.701/42	384.00
08350906050L	VENTOSA 3 FUNÇÕES DN50,2" LATAO 701/40	271.00
08350906050N	VENTOSA 3 FUNÇÕES DN50X2 NYLON S.701/40	183.00





+351 244 800 160
+351 244 802 323



geral@canalcentro.pt
info@canalcentro.pt



R. do Bailadouro s/nº,
2410-211 Pousos





sede | leiria

244 800 160

Parque Ind. Charneca do Bailadouro,
Pousos | 2410-211 Leiria

geral@canalcentro.pt

N39.734403°,
W8.765283°

filial | loulé

289 417 280

Parque Industrial e Comercial, Lt. 10
S. Sebastião | 8100-272 Loulé

geral.algarve@canalcentro.pt

N37.130802°,
W8.039992°

filial | lisboa

210 522 698

Rua Dr. Manuel Rodrigues Júnior, Arm. 2
Quinta do Galeão | 2680-036 Camarate

geral.lisboa@canalcentro.pt

N38.788411°,
W9.143029°



www.canalcentro.pt

