



## CANALIZAÇÃO E SANITÁRIOS

- 01 - Tubos em Polietileno "PEAD"
- 02 - Acess. Poliet./Latão Enc. rápido
  - Acessórios PEAD Electrosoldadura
- 03 - Tubos PVC para esgoto
  - Acessórios PVC para esgoto
- 05 - Suporte/ Caixas/ Contadores águas
- 06 - Acess. PVC Ríg. Pressão (colar/rosçar)
- 07 - Caleiras e Acessórios em PVC BRANCO
- 08 - Tubo /Acess. Ferro Galvanizado
- 09 - Acessórios em Latão roscados
- 10 - Tubo /Acess. PP-R COPRAX
  - Ferramentas COPRAX
- 11 - Tubo Inox (Pared Fina) Acess. bicone
- 12 - Tubo /Acess. PEX GIACOMINI
- 13 - Tubos Cobre Sanitário/Climatização
- 14 - Acess. Cobre/Bronze (soldar/rosçar)
- 15 - Acess. em Aço Inox AISI 316 roscados
- 21 - Acess. bicone TIEMME multicamada
- 22 - Acessórios para Instalações Sanitárias
- 23 - Válvulas Esfera e Outras Válvulas
- 24 - Tubo PEX; Mangas e Acessórios
- 25 - Acessórios Roscados Cromados
- 26 - Bichas Flexíveis de Malha de Aço
- 27 - Autoclismos e Acessórios OLI
- 30 - Sistemas para Águas ACO
- 33 - Tubo /Acess. F.F. SMU METALITE
- 35 - Torneiras de Séries Diversas
- 36 - Torneiras ZENITE e HEI
- 37 - Tubo /Acess. Multicamada PERFIL-ALU-PEX
- 38 - Tubo /Acess. Multicamada GIACOMINI
- 39 - Silicones/Colas/Linho/Teflon/Soldas
- 40 - Materiais para Fixação
- 41 - Abraçadeiras Diversas
- 42 - Tubo /Acess. Multicamada KLIMAPRESS
- 43 - Sifões/Válvulas/Acess. CREAMPLAST
- 44 - Ralos / Sumidouros / Canais duche GEB0
- 45 - Acessórios InoxPress AISI 316 FRABO
- 46 - Tubo /Acess. PRESS AISI 316 PERFILPRESS
- 47 - Canais/Grelhas/Caixas PVC DAKOTA e ODEM
- 49 - Tubos & Acessórios Aço Inox roscados
- 51 - Isolamentos para Tubagens ISOPIPE
- 52 - Isolamentos para Tubagens ARMACELL
- 53 - Acess. Cobre/Bronze Press FRABO
- 55 - Tubo /Acess. Multicamada VISSEN
- 56 - Tubo /Acess. Multicamada ISOLTUBEX
- 58 - Tubo /Acess. PP-Silent GEBERIT
- 59 - Tubo /Acess. Inox Mapress GEBERIT
- 60 - Tubo /Acess. Multicamada Mepla GEBERIT
  - Ferramentas Mepla GEBERIT
- 61 - Sistemas sanitários GEBERIT
- 62 - Sistemas Pead/Pluvia GEBERIT
- 63 - Equipamentos e Ferramentas GEBERIT
- 65 - Tubo /Acess. PP-R VISSEN
- 66 - Tubo /Acess. PP-R ALFATHERM



+351 244 800 160  
+351 244 802 323



geral@canalcentro.pt  
info@canalcentro.pt



R. do Bailadouro s/nº,  
2410-211 Pousos

**01 MAT. P/CANALIZAÇÃO E ART.SANITÁRIOS****AUMENTOS PVC-U INSON****AUMENTOS EXTER.PVC-U INSONO.MUTE DIN**

01040702075090	240086 AUMENTO EXT.PVC-U INS.MUTE 75X90	4.50
01040702090110	240089 AUMENTO EXT.PVC-U INS.MUTE 90X110	6.10
01040702090125	240090 AUMENTO EXT.PVC-U INS.MUTE 90X125	7.86

**AUMENTOS EXTER.PVC-U INSONO.MUTE UNI**

01040703040050	240027 AUMENTO EXT.PVC-U INS.MUTE 40X50	2.55
----------------	---	------

**CURVAS EM PVC-U INSO****CURVAS PVC -U INSONORIZADAS MUTE UNI 90.**

01040304040	240008 CURVA PVC-U INSON.MUTE UNI 90.40	1.39
01040304050	240009 CURVA PVC-U INSON.MUTE UNI 90.50	2.02

**CURVAS PVC-U INSONORIZADAS MUTE DIN 45.**

01040301075	240030 CURVA PVC-U INSON.MUTE 75X45°	3.45
01040301125	240033 CURVA PVC-U INSON.MUTE 125X45°	8.40

**CURVAS PVC-U INSONORIZADAS MUTE DIN 90.**

01040302075	240042 CURVA PVC-U INSON.MUTE 75X90°	4.55
01040302125	240045 CURVA PVC-U INSON.MUTE 125X90°	13.74

**CURVAS PVC-U INSONORIZADAS MUTE UNI 45.**

01040303040	240002 CURVA PVC-U INSON.MUTE UNI 45.40	1.29
01040303050	240003 CURVA PVC-U INSON.MUTE UNI 45.50	1.78

**FORQUILHAS E CLIPS P****FORQUILHAS PVC-U INSONOR.MUTE DIN 45.**

01040401075	240049 FORQUILHA PVC-U INSON.MUTE 45.75	6.22
01040401090	240050 FORQUILHA PVC-U INSON.MUTE 45.90	8.73
01040401110	240051 FORQUILHA PVC-U INSON.MUTE 45.110	9.59
01040401125	240052 FORQUILHA PVC-U INSON.MUTE 45.125	33.87

**TAMPOES PVC-U INSONO****TAMPOES DE REDUÇÃO PVC-U INSONORIZ.MUTE**

01040903075050	240109 TAMPÃO REDUCAO SIMPLES 75X50	4.00
01040903110050	240115 TAMPÃO REDUCAO SIMPLES 110X50	4.51
01040903125050	240117 TAMPÃO REDUCAO SIMPLES 125X50	6.09

**TES PVC-U INSONORIZAD****TES MACHO-FEMEA INSONORIZ.MUTE 90.**

01040502110	240062 TE PVC-U INSONORIZ.MUTE 90. 110	9.59
-------------	--	------

**TUBOS PVC-U INSONORI****TUBOS PVC -U INSONORIZ.DIN/UNI MUTE**

01040101040	239006 TUBO INSONORIZ.MUTE 40 (3 MTS)	10.64
01040101050	239009 TUBO INSONORIZ.MUTE 50 (3 MTS)	11.95
01040101075	239011 TUBO INSONORIZ.MUTE 75 (3 MTS)	19.91
01040101090	239013 TUBO INSONORIZ.MUTE 90 (3 MTS)	24.55
01040101110	239015 TUBO INSONORIZ.MUTE 110 (3 MTS)	27.06
01040101125	239017 TUBO INSONORIZ.MUTE 125 (3 MTS)	38.45

**UNIOES PVC-U INSONOR****UNIOES PVC-U INSONORIZADAS MUTE DIN**

01040601075	240066 UNIAO PVC-U INSONORIZ. MUTE 75	3.45
01040601090	240067 UNIAO PVC-U INSONORIZ. MUTE 90	4.64

**ABRACADEIRAS DIVERSAS****ABRACAD.CLIP EM PVC****ABRACAD.CLIP DUPLA PVC P/TUBO MULTICAMAD**

0141130218	ABRACADEIRA CLIP DUPLA M6X18	0.45
0141130222	ABRACADEIRA CLIP DUPLA M6X22	0.48
0141130228	ABRACADEIRA CLIP DUPLA M6X28	0.65

**ABRACAD.CLIP SIMPLES PVC P/TUBO MULTICA.**

0141130118	ABRACADEIRA CLIP SIMPL.M6X18 16-18	0.25
0141130122	ABRACADEIRA CLIP SIMPL.M6X22 20-22	0.26
0141130125	ABRACADEIRA CLIP SIMPL.M6X25	0.31
0141130128	ABRACADEIRA CLIP SIMPL.M6X28	0.36
0141130132	ABRACADEIRA CLIP SIMPL.M6X32	0.40
0141130135	ABRACADEIRA CLIP SIMPL.M6X35	0.36
0141130142	ABRACADEIRA CLIP SIMPL.M6X42	0.42
<b>ABRACADEIRAS DUPLAS LACADAS P/MULTIC.</b>		
01411306016	ABRACADEIRA DUPLA LACADA P/MULTIC.16	1.21
01411306020	ABRACADEIRA DUPLA LACADA P/MULTIC.20	1.53
01411306025	ABRACADEIRA DUPLA LACADA P/MULTIC.25	1.89
<b>ABRACADEIRAS SIMPLES LACADAS P/MULTIC.</b>		
01411305016	ABRACADEIRA SIMPLES LACADA P/MULTIC.16	0.54
01411305020	ABRACADEIRA SIMPLES LACADA P/MULTIC.20	0.79
01411305025	ABRACADEIRA SIMPLES LACADA P/MULTIC.25	0.93
<b>ABRACADEIRAS PLAST.ISONYL</b>		
01411303015	ABRACADEIRA PLAST.ISONYL - 375 BR 15-16	0.23
01411303018	ABRACADEIRA PLAST.ISONYL - 375 BR 18-20	0.23
01411303022	ABRACADEIRA PLAST.ISONYL - 375 BR 22-25	0.25
<b>ABRACADEIRAS PLAST.TUB-RING DUPLAS</b>		
01411304015	ABRACADEIRA PLAST.TUB-RING DUPLA 15-16	0.26
01411304020	ABRACADEIRA PLAST.TUB-RING DUPLA 20	0.33
01411304025	ABRACADEIRA PLAST.TUB-RING DUPLA 25-26	0.41
<b>ABRACAD.PERA C/PORCA</b>		
<b>ABRAÇADEIRAS PERA P/ VARAO ROSC. "FCS"</b>		
01410602100	ABRAÇ.PERA FCS P/ V.ROSC.M10X100 5"	5.26
01410602125	ABRAÇ.PERA FCS P/ V.ROSC.M10X125 6"	5.56
01410602150	ABRAÇ.PERA FCS P/ V.ROSC.M12X150 8"	8.84
<b>ABRAÇADEIRAS PERA P/ VARAO ROSCADO</b>		
01410601020	ABRAC.PERA P/V.ROSC.1/2	0.68
01410601025	ABRAC.PERA P/V.ROSC.3/4	0.71
01410601032	ABRAC.PERA P/V.ROSC.1	0.76
01410601040	ABRAC.PERA P/V.ROSC.11/4	0.86
01410601050	ABRAC.PERA P/V.ROSC.11/2	1.01
01410601063	ABRAC.PERA P/V.ROSC.2	1.45
01410601075	ABRAC.PERA P/V.ROSC.21/2	2.22
01410601090	ABRAC.PERA P/V.ROSC.3	2.43
01410601110	ABRAC.PERA P/V.ROSC.4	2.98
01410601125	ABRAC.PERA P/V.ROSC.5	4.38
01410601150	ABRAC.PERA P/V.ROSC.6	4.75
01410601200	ABRAC.PERA P/V.ROSC.8	7.36
<b>ABRACADEIRA ABA-ROB</b>		
<b>ABRACADEIRA "ABA-ROBUST" ACO SS1142</b>		
014109012931	ABRAC.ROBUST ACO 29-31 3/4	1.65
014109013639	ABRAC.ROBUST ACO 36-39 1	1.75
014109014447	ABRAC.ROBUST ACO 44-47 11/4	2.20
014109014851	ABRAC.ROBUST ACO 48-51	2.28
014109015255	ABRAC.ROBUST ACO 52-55 11/2	2.35
014109016467	ABRAC.ROBUST ACO 64-67 2	2.88
<b>ABRACADEIRA ARCO</b>		
<b>ABRAÇADEIRA "ARCO"</b>		
01410701010	ABRACADEIRA ARCO A-T 10	0.54
01410701012	ABRACADEIRA ARCO A-T 12	0.54
<b>ABRACADEIRAS ABA</b>		
<b>ABRACADEIRA "ABA" 9MM INOX</b>		
014108051320	ABRAC.9MM INOX 13-20 1/2	2.09
014108051928	ABRAC.9MM INOX 19-28 3/4	2.28
014108052638	ABRAC.9MM INOX 26-38 1	2.76



**ABRACADEIRAS "ABA" 12MM GALVANIZADA**

014108031524	ABRAC.12MM GALVANIZADA 15-24 1/2	0.86
014108031928	ABRAC.12MM GALVANIZADA 19-28 3/4"	0.90
014108032638	ABRAC.12MM GALVANIZADA 26-38 1	0.91
014108033244	ABRAC.12MM GALVANIZADA 32-44 11/4	1.00
014108033850	ABRAC.12MM GALVANIZADA 38-50 11/2	1.02
014108035065	ABRAC.12MM GALVANIZADA 50-65 2	1.22
014108035875	ABRAC.12MM GALVANIZADA 58-75 21/2	1.39
014108037795	ABRAC.12MM GALVANIZADA 77-95 3	1.42
0141080387112	ABRAC.12MM GALVANIZADA 87-112 4	1.69

**ABRACADEIRAS "ABA" 12MM INOX**

014108041928	ABRAC.12MM INOX 19-28 3/4	2.96
014108042638	ABRAC.12MM INOX 26-38 1	3.05
014108043244	ABRAC.12MM INOX 32-44 11/4	3.13
014108043850	ABRAC.12MM INOX 38-50 11/2	3.18
014108045065	ABRAC.12MM INOX 50-65 2	3.86

**ABRACADEIRAS "ABA" 9MM GALVANIZADA**

014108021117	ABRAC.9MM GALVANIZADA 11-17 3/8	0.69
014108021320	ABRAC.9MM GALVANIZADA 13-20 1/2	0.74
014108021928	ABRAC.9MM GALVANIZADA 17-26 3/4	0.86
014108022638	ABRAC.9MM GALVANIZADA 26-38 1	0.89
014108023244	ABRAC.9MM GALVANIZADA 32-44 11/4	0.93

**ABRACADEIRAS "ABA" MINABA GALVANIZADA**

014108011517	ABRAC.MINABA GALVANIZADA 17	0.58
--------------	-----------------------------	------

**ABRACADEIRAS TIPO VERIFLEX**

01410807125010	ABRACADEIRA TIPO VERIFLEX 10-17 3/8	0.49
01410807125012	ABRACADEIRA TIPO VERIFLEX 12-20 1/2	0.50
01410807125015	ABRACADEIRA TIPO VERIFLEX 15-25 3/4	0.50

**CHAVES "ABA"**

0141080601	CHAVE FLEXIVEL ABA	20.32
------------	--------------------	-------

**ABRACADEIRAS C/PARAF****ABRACADEIRAS C/PARAFUSO (ESCAPULAS)**

01410101012	ABRAC.C/PARAFUSO 3/8	0.22
01410101020	ABRAC.C/PARAFUSO 1/2	0.25
01410101025	ABRAC.C/PARAFUSO 3/4	0.28
01410101032	ABRAC.C/PARAFUSO 1	0.30
01410101040	ABRAC.C/PARAFUSO 11/4	0.33
01410101050	ABRAC.C/PARAFUSO 11/2	0.35
01410101063	ABRAC.C/PARAFUSO 2	0.33
01410101075	ABRAC.C/PARAFUSO 21/2	0.43
01410101090	ABRAC.C/PARAFUSO 3	0.55
01410101110	ABRAC.C/PARAFUSO 4	0.68
01410101125	ABRAC.C/PARAFUSO 5 125	0.69
01410101140	ABRAC.C/PARAFUSO 6 140	0.72
01410101160	ABRAC.C/PARAFUSO 160	0.87
01410101200	ABRAC.C/PARAFUSO 200	0.98

**ABRACADEIRAS C/PARAFUSO INOX**

01410102020	ABRAC.C/PARAFUSO INOX 1/2	1.26
-------------	---------------------------	------

**ABRACADEIRAS FIVELA****ABRACADEIRAS FIVELA POLIAMIDA PRETA**

014115011350	ABRACAD.FIVELA POLIAMIDA PRETA 135X2,6	0.01
014115012900	ABRACAD.FIVELA POLIAMIDA PRETA 290X3,6	0.03
014115013000	ABRACAD.FIVELA POLIAMIDA PRETA 300X3,6	0.03
014115013600	ABRACAD.FIVELA POLIAMIDA PRETA 360X4,8	0.05
014115013675	ABRACAD.FIVELA POLIAMIDA PRETA 360X7,8	0.11

**ABRACADEIRAS FIVELA POLIAMIDA TRANSP.**

014115021000	ABRACAD.FIVELA POLIAMIDA TRANSP. 100X2.5	0.03
--------------	--	------



014115022900	ABRAÇAD.FIVELA POLIAMIDA TRANSP. 290X3,6	0.03
014115023000	ABRAÇAD.FIVELA POLIAMIDA TRANSP. 300X3,6	0.03
<b>BUCHA P/FIVELA POLIAMIDA PRETA</b>		
01411510559160	BUCHA FIVELA POLIAMIDA PRETA	0.07
<b>ABRACADEIRAS FIX RIN</b>		
<b>ABRACADEIRAS FIX RING DUPLAS</b>		
0141140216	ABRAÇ.FIX RING DUPLAS 16	0.22
0141140218	ABRAÇ.FIX RING DUPLAS 18	0.24
0141140220	ABRAÇ.FIX RING DUPLAS 20	0.24
0141140225	ABRAÇ.FIX RING DUPLAS 25	0.29
<b>ABRACADEIRAS FIX RING SIMPLES</b>		
0141140116	ABRAÇ.FIX RING SIMPL.16	0.18
0141140118	ABRAÇ.FIX RING SIMPL.18	0.19
0141140120	ABRAÇ.FIX RING SIMPL.20	0.20
0141140125	ABRAÇ.FIX RING SIMPL.25	0.23
<b>ABRACADEIRAS HERCULE</b>		
<b>ABRACADEIRAS HERCULES</b>		
01411201020	ABRACADEIRA HERCULES 1/2	0.54
01411201025	ABRACADEIRA HERCULES 3/4	0.70
01411201032	ABRACADEIRA HERCULES 1	0.72
01411201040	ABRACADEIRA HERCULES 11/4	0.76
01411201050	ABRACADEIRA HERCULES 11/2	0.75
01411201063	ABRACADEIRA HERCULES 2	0.82
01411201075	ABRACADEIRA HERCULES 21/2	0.82
01411201090	ABRACADEIRA HERCULES 3	0.84
01411201110	ABRACADEIRA HERCULES 4	0.87
<b>ABRACADEIRAS HERCULES INOX</b>		
01411202050	ABRACADEIRA HERCULES INOX 11/2	2.21
01411202063	ABRACADEIRA HERCULES INOX 2	2.25
<b>ABRACADEIRAS NORMA</b>		
<b>ABRACADEIRAS "NORMA" ALEMA</b>		
01410501001	ABRACADEIRA NORMA ALEMA 3/8	0.36
0141050101	ABRACADEIRA NORMA ALEMA 1/2	0.37
0141050102	ABRACADEIRA NORMA ALEMA 3/4	0.39
0141050103	ABRACADEIRA NORMA ALEMA 1	0.41
0141050104	ABRACADEIRA NORMA ALEMA 11/4	0.43
0141050105	ABRACADEIRA NORMA ALEMA 11/2	0.44
0141050106	ABRACADEIRA NORMA ALEMA 2	0.48
0141050107	ABRACADEIRA NORMA ALEMA 21/2	0.54
0141050108	ABRACADEIRA NORMA ALEMA 3	0.60
<b>ABRACADEIRAS P/TUBO</b>		
<b>ABRACADEIRAS DUPLAS FILTUBE P/TUBO INOX</b>		
0141110215	ABRAC.DUPLA P/TUBO INOX 15	1.59
0141110218	ABRAC.DUPLA P/TUBO INOX 18	1.64
0141110222	ABRAC.DUPLA P/TUBO INOX 22	1.81
<b>ABRACADEIRAS P/TUBO PVC RECTANGULAR</b>		
0141100101	ABRAC.P/TUBO PVC RECTANG.80X40	2.60
<b>ABRACADEIRAS SIMPLES FILTUBE P/TUBO INOX</b>		
0141110112	ABRAC.SIMPLES P/TUBO INOX 12	0.70
0141110115	ABRAC.SIMPLES P/TUBO INOX 15	0.56
0141110118	ABRAC.SIMPLES P/TUBO INOX 18	0.65
0141110122	ABRAC.SIMPLES P/TUBO INOX 22	0.94
0141110128	ABRAC.SIMPLES P/TUBO INOX 28	1.44
0141110135	ABRAC.SIMPLES P/TUBO INOX 35	2.46
0141110142	ABRAC.SIMPLES P/TUBO INOX 42	2.90
0141110154	ABRAC.SIMPLES P/TUBO INOX 54	4.00
<b>BASES P/ABRACADEIRAS EM ACO INOX</b>		



01411103005	BASE P/ABRAC.ACO INOX 5MM	0.38
<b>ABRACADEIRAS P/VARAO</b>		
<b>ABRACAD.P/VARAO ROSC.C/PORCA M8/M10 INOX</b>		
01410406025	ABRACADEIRA C/PORCA REF.M8+10 25 INOX	1.77
01410406075	ABRACADEIRA C/PORCA REF.M8+10 75 INOX	5.50
01410406090	ABRACADEIRA C/PORCA REF.M8+10 90 INOX	6.06
01410406110	ABRACADEIRA C/PORCA REF.M8+10 110 INOX	6.99
01410406160	ABRACADEIRA C/PORCA REF.M8+10 160 INOX	6.99
01410406200	ABRACADEIRA C/PORCA REF.M8+10 200 INOX	7.53
<b>ABRACAD.P/VARAO ROSC.INSON.M8 INOX</b>		
01410407110	ABRACAD.P/VARAO ROSC.INSON.M8 INOX 110	2.75
<b>ABRACAD.P/VARAO ROSC.INSON.M8/M10 INOX</b>		
01410405032	ABRAC.REF.INSONORIZ.M8/10 32 INOX	3.50
01410405054	ABRAC.REF.INSONORIZ.M8/10 54 INOX	4.13
01410405060	ABRAC.REF.INSONORIZ.M8/10 60 INOX	5.15
01410405090	ABRAC.REF.INSONORIZ.M8/10 90 INOX	9.22
<b>ABRACAD.P/VARAO ROSC.REV.BORR.C/PORCA M8</b>		
01410404002	ABRAC.C/BORRACHA M8X3/8 18MM	0.77
01410404003	ABRAC.C/BORRACHA M8X1/2 17-19MM	0.78
0141040401	ABRAC.C/BORRACHA.M8X1/2 22MM	0.81
0141040402	ABRAC.C/BORRACHA.M8X3/4 28MM	0.86
0141040403	ABRAC.C/BORRACHA.M8X1 35MM	0.93
0141040404	ABRAC.C/BORRACHA.M8X11/4 42MM	0.99
0141040405	ABRAC.C/BORRACHA.M8X11/2 48MM	1.11
0141040406	ABRAC.C/BORRACHA.M8X54MM	1.26
01410404061	ABRAC.C/BORRACHA.M8X2 60MM	1.25
0141040407	ABRAC.C/BORRACHA.M8X21/2 75M	1.39
0141040408	ABRAC.C/BORRACHA.M8X3 90M	1.54
0141040409	ABRAC.C/BORRACHA.M8X110MM	1.90
0141040410	ABRAC.C/BORRACHA.M8X125MM	2.09
0141040411	ABRAC.C/BORRACHA.M8/10X140MM	2.50
0141040412	ABRAC.C/BORRACHA.M8/10X160MM	2.82
0141040413	ABRAC.C/BORRACHA.M8/10X200MM	6.06
0141040414	ABRAC.C/BORRACHA.M8/10X250MM	6.80
0141040415	ABRAC.C/BORRACHA.M8/10X320-335MM	SobConsulta
<b>ABRACADEIRAS P/VARAO ROSC.C/PORCA M8/M10</b>		
0141040101	ABRAC.C/PORC.M8/M10X1/2 22MM	0.69
0141040102	ABRAC.C/PORC.M8/M10X3/4 28MM	0.78
0141040103	ABRAC.C/PORC.M8/M10X1 35MM	0.93
0141040104	ABRAC.C/PORC.M8/M10X11/4 42MM	0.82
0141040105	ABRAC.C/PORC.M8/M10X11/2 48MM	0.88
0141040106	ABRAC.C/PORC.M8/M10X2 60MM	0.96
0141040107	ABRAC.C/PORC.M8/M10X21/2 75MM	1.04
0141040108	ABRAC.C/PORC.M8/M10X3 90MM	1.14
0141040109	ABRAC.C/PORC.M8/M10X4 110MM	1.32
0141040110	ABRAC.C/PORC.M8/M10X125 MM	1.45
0141040111	ABRAC.C/PORC.M8/M10X140 MM	1.83
0141040112	ABRAC.C/PORC.M8/M10X160 MM	2.08
0141040113	ABRAC.C/PORC.M8/M10X200 MM	2.54
0141040115	ABRAC.C/PORC.M8/M10X100 MM	1.17
0141040116	ABRAC.C/PORC.M8/M10X150 MM	1.70
0141040118	ABRAC.C/PORC.M8/M10X54 MM	0.85
0141040119	ABRAC.C/PORCA M8XM10 250 MM	3.78
0141040120	ABRAC.C/PORCA M8XM10 300 MM	4.09
0141040121	ABRAC.C/PORCA M8XM10 314-319 MM	4.24
<b>ABRACADEIRAS, PARAFU</b>		
<b>ABRACADEI.C/ISOLAMENT.PLASTIFICA.P/COBRE</b>		
0141020615	ABRAC.C/ISOL.PLASTIFICADO.P/COBRE M6/15	0.40



0141020618	ABRAC.C/ISOL.PLASTIFICADO.P/COBRE M6/18	0.41
0141020622	ABRAC.C/ISOL.PLASTIFICADO.P/COBRE M6/22	0.52
0141020628	ABRAC.C/ISOL.PLASTIFICADO.P/COBRE M6/28	0.60

**ABRACADEIRAS DUPLAS C/PARAFUSOS P/COBRE**

014102081416	ABRACADEIRA DUPLA TUBO COBRE 14-16	0.35
014102081618	ABRACADEIRA DUPLA TUBO COBRE 16-18	0.37
014102082022	ABRACADEIRA DUPLA TUBO COBRE 20-22	0.44
014102082628	ABRACADEIRA DUPLA TUBO COBRE 26-28	0.40

**ABRACADEIRAS DUPLAS P/COBRE**

0141020201	ABRAC.P/COBRE DUPLA M6/10-10	0.25
0141020202	ABRAC.P/COBRE DUPLA M6/12-12	0.25
0141020203	ABRAC.P/COBRE DUPLA M6/14-15	0.29
0141020204	ABRAC.P/COBRE DUPLA M6/16-16	0.30
0141020205	ABRAC.P/COBRE DUPLA M6/18-18	0.32
0141020207	ABRAC.P/COBRE DUPLA M6/22-22	0.33
0141020209	ABRAC.P/COBRE DUPLA M7/28-28	0.37

**ABRACADEIRAS ISOFONI.C/BORRACHA P/COBRE**

0141020515	ABRAC.ISOFONICA C/BORR.P/COBRE M6/15	0.12
0141020518	ABRAC.ISOFONICA C/BORR.P/COBRE M7/18	0.23
0141020522	ABRAC.ISOFONICA C/BORR.P/COBRE M6/22	0.37
0141020528	ABRAC.ISOFONICA C/BORR.P/COBRE M7/28	0.29
0141020535	ABRAC.ISOFONICA C/BORR.P/COBRE M7/35	0.35

**ABRACADEIRAS SIMPLES C/PARAFUSOS P/COBRE**

014102071416	ABRACADEIRA SIMPLES TUBO COBRE 14-16	0.28
014102071618	ABRACADEIRA SIMPLES TUBO COBRE 16-18	0.29
014102072022	ABRACADEIRA SIMPLES TUBO COBRE 20-22	0.35
014102072628	ABRACADEIRA SIMPLES TUBO COBRE 26-28	0.36

**ABRACADEIRAS SIMPLES P/COBRE**

0141020101	ABRAC.P/COBRE SIMP. M6/10	0.19
0141020102	ABRAC.P/COBRE SIMP. M6/12	0.17
0141020103	ABRAC.P/COBRE SIMP. M6/14	0.19
0141020104	ABRAC.P/COBRE SIMP. M6/16	0.18
0141020105	ABRAC.P/COBRE SIMP. M6/18	0.28
0141020107	ABRAC.P/COBRE SIMP. M6/22	0.21
0141020109	ABRAC.P/COBRE SIMP. M6/28	0.24
0141020112	ABRAC.P/COBRE SIMP. M6/35	0.32
0141020115	ABRAC.P/COBRE SIMP. M7/42	0.33
0141020118	ABRAC.P/COBRE SIMP. M7/55	0.48
0141020119	ABRAC.P/COBRE SIMP. M7/52	0.37
01410201M6015	ABRAC.P/COBRE SIMP. M6/15	0.15
01410201M6028	ABRAC.P/COBRE SIMP. M6/28	0.28

**BASES P/ABRACADEIRAS P/COBRE**

0141020401	BASE TIPO B N.9	0.15
0141020402	BASE TIPO C N.14	0.15
0141020403	BASE TIPO D N.19	0.19
0141020404	BASE TIPO E N.24	0.20
0141020405	BASE TIPO F N.30X10	1.02

**PARAFUSOS P/ABRACADEIRAS P/COBRE**

01410203001	PARAFUSO M6/30	0.05
0141020301	PARAFUSO M6/40	0.06
01410203010	PARAFUSO M6/50	0.08
0141020302	PARAFUSO M7/40	0.10
0141020303	PARAFUSO M7/50	0.12
0141020305	PARAFUSO M7/70	0.22
0141020306	PARAFUSO M7/80	0.25

**FITAS PERFURADAS GAL****FITAS PERFURADAS GALV.SERIE 317 P/ABRAÇ**

01410303100825	ROLO FITA STRIPSTEEL PCL3017 INOXW4 8X25	46.62
----------------	--	-------





01410303210900	UNIBLOCK PCL3017 INOXW4 8MM P/STRIPSTEEL	0.69
01410303317012	ROLO FITA PERFURADA GALV.12X0.8MM (10MT)	4.87
01410303317017	ROLO FITA PERFURADA GALV.17X0.8MM (10MT)	6.06

**ACESS.COBRE / BRONZE (SOLDAR / ROSC****ACESS.BRONZE P/SOLD****JOELHOS F. BRONZE P/SOLD.ROSC. RB4090**

01140101010012	JOELHO BRONZE P/SOLD/ROSC.F10X1/2 RB4090	2.04
01140101012012	JOELHO BRONZE P/SOLD/ROSC.F12X1/2 RB4090	1.37
01140101014012	JOELHO BRONZE P/SOLD/ROSC.F14X1/2 RB4090	1.13
01140101015012	JOELHO BRONZE P/SOLD/ROSC.F15X1/2 RB4090	1.19
01140101015034	JOELHO BRONZE P/SOLD/ROSC.F15X3/4 RB4090	2.89
01140101016012	JOELHO BRONZE P/SOLD/ROSC.F16X1/2 RB4090	1.20
01140101016034	JOELHO BRONZE P/SOLD/ROSC.F16X3/4 RB4090	2.42
01140101018012	JOELHO BRONZE P/SOLD/ROSC.F18X1/2 RB4090	1.77
01140101018034	JOELHO BRONZE P/SOLD/ROSC.F18X3/4 RB4090	2.67
01140101022001	JOELHO BRONZE P/SOLD/ROSC.F22X1 RB4090	4.62
01140101022012	JOELHO BRONZE P/SOLD/ROSC.F22X1/2 RB4090	2.81
01140101022034	JOELHO BRONZE P/SOLD/ROSC.F22X3/4 RB4090	2.85
01140101028001	JOELHO BRONZE P/SOLD/ROSC.F28X1 RB4090	6.17
01140101028034	JOELHO BRONZE P/SOLD/ROSC.F28X3/4 RB4090	5.64
01140101035001	JOELHO BRONZE P/SOLD/ROSC.F35X1 RB4090	11.64
01140101035114	JOELHO BRONZE P/SOLD/ROSC.F35X11/4 RB4090	9.44
01140101042112	JOELHO BRONZE P/SOLD/ROSC.F42X11/2 RB4090	24.82
01140101054002	JOELHO BRONZE P/SOLD/ROSC.F54X2 RB4090	SobConsulta

**JOELHOS F.C/PATER BRONZE S.ROSC.RB4472**

01140103012012	JOELH.F.C/PAT.BRON.P/S.RSC.12X1/2 RB4472	1.67
01140103014012	JOELH.F.C/PAT.BRON.P/S.RSC.14X1/2 RB4472	2.50
01140103015012	JOELH.F.C/PAT.BRON.P/S.RSC.15X1/2 RB4472	1.67
01140103016012	JOELH.F.C/PAT.BRON.P/S.RSC.16X1/2 RB4472	2.70
01140103018012	JOELH.F.C/PAT.BRON.P/S.RSC.18X1/2 RB4472	3.36

**JOELHOS M. BRONZE P/SOLD.ROSC.RB4092**

01140102012012	JOELHO M BRONZ P/SOLD/ROSC.12X1/2 RB4092	1.76
01140102014012	JOELHO M BRONZ P/SOLD/ROSC.14X1/2 RB4092	1.82
01140102015012	JOELHO M BRONZ P/SOLD/ROSC.15X1/2 RB4092	1.19
01140102015034	JOELHO M BRONZ P/SOLD/ROSC.15X3/4 RB4092	2.19
01140102016012	JOELHO M BRONZ P/SOLD/ROSC.16X1/2 RB4092	2.43
01140102018012	JOELHO M BRONZ P/SOLD/ROSC.18X1/2 RB4092	1.93
01140102018034	JOELHO M BRONZ P/SOLD/ROSC.18X3/4 RB4092	4.23
01140102022034	JOELHO M BRONZ P/SOLD/ROSC.22X3/4 RB4092	2.59
01140102028034	JOELHO M BRONZ P/SOLD/ROSC.28X3/4 RB4092	11.85
01140102028100	JOELHO M BRONZE P/SOLD/ROSC.28X1 RB4092	7.32
01140102035114	JOELHO M BRNZ.P/SOLD/ROSC.35X11/4 RB4092	21.74

**ACESSORIOS BRONZE RO****CASQ.DUPLO BRONZE P/ROSCAR RB3280**

01142001008	CASQ.DUPLO BRONZE P/ROSCAR 1/4 RB3280	1.16
01142001010	CASQ.DUPLO BRONZE P/ROSCAR 3/8 RB3280	0.87
01142001020	CASQ.DUPLO BRONZE P/ROSCAR 1/2 RB3280	1.07
01142001025	CASQ.DUPLO BRONZE P/ROSCAR 3/4 RB3280	1.91
01142001032	CASQ.DUPLO BRONZE P/ROSCAR 1 RB3280	2.81
01142001040	CASQ.DUPLO BRONZE P/ROSCAR 11/4 RB3280	4.88
01142001050	CASQ.DUPLO BRONZE P/ROSCAR 11/2 RB3280	7.15
01142001063	CASQ.DUPLO BRONZE P/ROSCAR 2 RB3280	10.44

**CASQ.DUPLO RED.BRONZE P/ROSCAR RB3245**

01142002020010	CASQ.DUPLO RED.BRON.P/RSC.1/2X3/8 RB3245	0.99
01142002025020	CASQ.DUPLO RED.BRNZ.P/RSC.3/4X1/2 RB3245	2.82
01142002032020	CASQ.DUPLO RED.BRNZ.P/RSC.1X1/2 RB3245	5.16
01142002032025	CASQ.DUPLO RED.BRNZ.P/RSC.1X3/4 RB3245	3.88
01142002040025	CASQ.DUPLO RED.BRNZ.P/RSC.11/4X3/4 RB3245	12.76





01142002040032	CASQ.DUPLO RED.BRON.P/ROSC.11/4X1 RB3245	5.77
01142002050040	CASQ.DUPLO RED.BR.P/RSC.11/2X11/4 RB3245	6.11
01142002063050	CASQ.DUPLO RED.BRONZ.P/RSC.2X11/2 RB3245	10.87

**ACESSORIOS COBRE P/S****JOELHOS F/F COBRE RR5090**

0114100110	JOELHO F/F COBRE 10 RR5090	0.81
0114100112	JOELHO F/F COBRE 12 RR5090	0.28
0114100114	JOELHO F/F COBRE 14 RR5090	0.32
0114100115	JOELHO F/F COBRE 15 RR5090	0.28
0114100116	JOELHO F/F COBRE 16 RR5090	0.37
0114100118	JOELHO F/F COBRE 18 RR5090	0.40
0114100122	JOELHO F/F COBRE 22 RR5090	0.65
0114100128	JOELHO F/F COBRE 28 RR5090	1.13
0114100135	JOELHO F/F COBRE 35 RR5090	4.60
0114100142	JOELHO F/F COBRE 42 RR5090	7.60
0114100154	JOELHO F/F COBRE 54 RR5090	14.46

**JOELHOS M/F COBRE RR5092**

0114100212	JOELHO M/F COBRE 12 RR5092	0.61
0114100214	JOELHO M/F COBRE 14 RR5092	0.40
0114100215	JOELHO M/F COBRE 15 RR5092	0.30
0114100216	JOELHO M/F COBRE 16 RR5092	0.49
0114100218	JOELHO M/F COBRE 18 RR5092	0.66
0114100222	JOELHO M/F COBRE 22 RR5092	1.01
0114100228	JOELHO M/F COBRE 28 RR5092	1.84
0114100235	JOELHO M/F COBRE 35 RR5092	7.28
0114100242	JOELHO M/F COBRE 42 RR5092	10.31
0114100254	JOELHO M/F COBRE 54 RR5092	20.05

**CASQUILHOS BRONZE P/****CASQ.F.BRONZE P/SOLD./ROSC.RB4270**

01140302012012	CASQ.F BRONZE P/SOLD/ROSC.12X1/2 RB4270	1.02
01140302014012	CASQ.F BRONZE P/SOLD/ROSC.14X1/2 RB4270	1.16
01140302015012	CASQ.F BRONZE P/SOLD/ROSC.15X1/2 RB4270	0.82
01140302015034	CASQ.F BRONZE P/SOLD/ROSC.15X3/4 RB4270	1.56
01140302016012	CASQ.F BRONZE P/SOLD/ROSC.16X1/2 RB4270	1.18
01140302018012	CASQ.F BRONZE P/SOLD/ROSC.18X1/2 RB4270	1.02
01140302018034	CASQ.F BRONZE P/SOLD/ROSC.18X3/4 RB4270	1.46
01140302022001	CASQ.F BRONZE P/SOLD/ROSC.22X1 RB4270	2.41
01140302022012	CASQ.F BRONZE P/SOLD/ROSC.22X1/2 RB4270	1.54
01140302022034	CASQ.F BRONZE P/SOLD/ROSC.22X3/4 RB4270	1.59
01140302028001	CASQ.F BRONZE P/SOLD/ROSC.28X1 RB4270	2.60
01140302028034	CASQ.F BRONZE P/SOLD/ROSC.28X3/4 RB4270	2.70
01140302028114	CASQ.F BRONZE P/SOLD/ROSC.28X11/4 RB4270	6.32
01140302035001	CASQ.F BRONZE P/SOLD/ROSC.35X1 RB4270	4.48
01140302035114	CASQ.F BRONZE P/SOLD/ROSC.35X11/4 RB4270	4.75
01140302042112	CASQ.F BRONZE P/SOLD/ROSC.42X11/2 RB4270	7.83
01140302054002	CASQ.F BRONZE P/SOLD/ROSC.54X2 RB4270	11.90

**CASQ.M.BRONZE P/SOLD./ROSC.RB4243**

01140301012012	CASQ.M BRONZ.P/SOLD/ROSC.12X1/2 RB4243	0.76
01140301014012	CASQ.M BRONZ.P/SOLD.ROSC.14X1/2 RB4243	0.87
01140301014034	CASQ.M BRONZ.P/SOLD/ROSC.14X3/4 RB4243	1.62
01140301015012	CASQ.M BRONZ.P/SOLD/ROSC.15X1/2 RB4243	0.63
01140301015034	CASQ.M BRONZ.P/SOLD/ROSC.15X3/4 RB4243	1.31
01140301016012	CASQ.M BRONZ.P/SOLD/ROSC.16X1/2 RB4243	0.78
01140301018012	CASQ.M BRONZ.P/SOLD/ROSC.18X1/2 RB4243	0.84
01140301018034	CASQ.M BRONZ.P/SOLD/ROSC.18X3/4 RB4243	1.20
01140301022001	CASQ.M BRONZ.P/SOLD/ROSC.22X1 RB4243	2.00
01140301022012	CASQ.M BRONZ.P/SOLD/ROSC.22X1/2 RB4243	1.56
01140301022034	CASQ.M BRONZ.P/SOLD/ROSC.22X3/4 RB4243	1.13
01140301028001	CASQ.M BRONZ.P/SOLD/ROSC.28X1 RB4243	1.78



01140301028034	CASQ.M BRONZ.P/SOLD/ROSC.28X3/4 RB4243	1.94
01140301028114	CASQ.M BRON.P/SOLD/ROSC.28X11/4 RB4243	3.87
01140301035114	CASQ.M BRON.P/SOLD/ROSC.35X11/4 RB4243	3.26
01140301042112	CASQ.M BRON.P/SOLD/ROSC.42X11/2 RB4243	6.26
01140301054002	CASQ.M BRONZ.P/SOLD/ROSC.54X2 RB4243	15.03
01140301064212	CASQ.M BRON.P/SOLD/ROSC.64X21/2 RB4243	29.17
01140301076212	CASQ.M BRON.P/SOLD/ROSC.76X21/2 RB4243	38.84
01140301108004	CASQ.M BRONZ.P/SOLD/ROSC.108X4 RB4243	133.21

**CRUZETAS BRONZE P/RO****CRUZETAS BRONZE P/ROSCAR 3180**

01142601020	CRUZETA BRONZE P/ROSCAR 1/2	5.39
01142601025	CRUZETA BRONZE P/ROSCAR 3/4	9.73

**CURVAS COBRE P/SOLDA****CURVAS F/F COBRE 45.RR5041**

0114110310	CURVA F/F COBRE 45.10 RR5041	1.66
0114110312	CURVA F/F COBRE 45.12 RR5041	1.04
0114110314	CURVA F/F COBRE 45.14 RR5041	0.50
0114110315	CURVA F/F COBRE 45.15 RR5041	0.32
0114110316	CURVA F/F COBRE 45.16 RR5041	0.56
0114110318	CURVA F/F COBRE 45.18 RR5041	0.73
0114110322	CURVA F/F COBRE 45.22 RR5041	0.85
0114110328	CURVA F/F COBRE 45.28 RR5041	1.51
0114110335	CURVA F/F COBRE 45.35 RR5041	5.33
0114110342	CURVA F/F COBRE 45.42 RR5041	9.40
0114110354	CURVA F/F COBRE 45.54 RR5041	17.15
0114110364	CURVA F/F COBRE 45.64 RR5041	58.66
0114110376	CURVA F/F COBRE 45.76 RR5041	70.71
011411039108	CURVA F/F COBRE 45.108 RR5041	170.57

**CURVAS F/F COBRE 90.RR5002**

0114110110	CURVA F/F COBRE 90.10 RR5002	0.63
0114110112	CURVA F/F COBRE 90.12 RR5002	0.28
0114110114	CURVA F/F COBRE 90.14 RR5002	0.41
0114110115	CURVA F/F COBRE 90.15 RR5002	0.36
0114110116	CURVA F/F COBRE 90.16 RR5002	0.45
0114110118	CURVA F/F COBRE 90.18 RR5002	0.51
0114110122	CURVA F/F COBRE 90.22 RR5002	0.78
0114110128	CURVA F/F COBRE 90.28 RR5002	1.37
0114110135	CURVA F/F COBRE 90.35 RR5002	3.83
0114110142	CURVA F/F COBRE 90.42 RR5002	5.28
0114110154	CURVA F/F COBRE 90.54 RR5002	14.78
0114110164	CURVA F/F COBRE 90.64 RR5002	48.68
0114110176	CURVA F/F COBRE 90.76 RR5002	84.05
0114110189	CURVA F/F COBRE 90.89 RR5002	135.09
011411019108	CURVA F/F COBRE 90.108 RR5002	170.12

**CURVAS M/F COBRE 45.RR5040**

0114110410	CURVA M/F COBRE 45.10 RR5040	1.87
0114110412	CURVA M/F COBRE 45.12 RR5040	0.71
0114110414	CURVA M/F COBRE 45.14 RR5040	0.60
0114110415	CURVA M/F COBRE 45.15 RR5040	0.31
0114110416	CURVA M/F COBRE 45.16 RR5040	0.76
0114110418	CURVA M/F COBRE 45.18 RR5040	0.75
0114110422	CURVA M/F COBRE 45.22 RR5040	0.73
0114110428	CURVA M/F COBRE 45.28 RR5040	1.55
0114110435	CURVA M/F COBRE 45.35 RR5040	5.86
0114110442	CURVA M/F COBRE 45.42 RR5040	10.22
0114110454	CURVA M/F COBRE 45.54 RR5040	17.11

**CURVAS M/F COBRE 90.RR5001**

0114110210	CURVA M/F COBRE 90.10 RR5001	1.42
0114110212	CURVA M/F COBRE 90.12 RR5001	0.50



0114110214	CURVA M/F COBRE 90.14 RR5001	0.46
0114110215	CURVA M/F COBRE 90.15 RR5001	0.38
0114110216	CURVA M/F COBRE 90.16 RR5001	0.49
0114110218	CURVA M/F COBRE 90.18 RR5001	0.61
0114110222	CURVA M/F COBRE 90.22 RR5001	0.84
0114110228	CURVA M/F COBRE 90.28 RR5001	2.34
0114110235	CURVA M/F COBRE 90.35 RR5001	6.86
0114110242	CURVA M/F COBRE 90.42 RR5001	10.29
0114110254	CURVA M/F COBRE 90.54 RR5001	19.12
0114110264	CURVA M/F COBRE 90.64 RR5001	64.36
011411029108	CURVA M/F COBRE 90.108 RR5001	195.95

**EXTENSAO BRONZE P/RO****EXTENSAO M/F BRONZE P/ROSCAR RB3525**

01142801020040	EXTENSAO M/F BRONZE ROSCAR 1/2X40 RB3525	2.45
01142801020080	EXTENSAO M/F BRONZE ROSCAR 1/2X80 RB3525	4.36
01142801025040	EXTENSAO M/F BRONZE ROSCAR 3/4X40 RB3525	3.41

**JOELHOS BRONZE ROSCA****JOELHOS C/PATER BRONZE P/ROSCAR 3471**

01142103020	JOELHO C/PATER BRONZE P/ROSCAR 1/2	1.94
-------------	------------------------------------	------

**JOELHOS M/F BRONZE P/ROSCAR RB3092**

01142102010	JOELHO M/F BRONZE P/ROSCAR 3/8 RB3092	2.47
01142102020	JOELHO M/F BRONZE P/ROSCAR 1/2 RB3092	2.57
01142102025	JOELHO M/F BRONZE P/ROSCAR 3/4 RB3092	3.26
01142102032	JOELHO M/F BRONZE P/ROSCAR 1 RB3092	5.83
01142102040	JOELHO M/F BRONZE P/ROSCAR 1 1/4 RB3092	15.36
01142102050	JOELHO M/F BRONZE P/ROSCAR 1 1/2 RB3092	21.56
01142102063	JOELHO M/F BRONZE P/ROSCAR 2 RB3092	30.92

**JOELHOS RED.BRONZE P/ROSCAR 3090RED**

01142104025020	JOELHO RED.BRONZE P/ROSCAR 3/4X1/2	4.33
01142104032025	JOELHO RED.BRONZE P/ROSCAR 1X3/4	4.90

**JOELHOS SIMPLES BRONZE P/ROSCAR RB3090**

01142101010	JOELHO SIMPLES BRONZE P/ROSCAR 3/8 RB3090	2.35
01142101020	JOELHO SIMPLES BRONZE P/RSCAR 1/2 RB3090	2.94
01142101025	JOELHO SIMPLES BRONZE P/RSCAR 3/4 RB3090	3.96
01142101032	JOELHO SIMPLES BRONZE P/ROSCAR 1 RB3090	7.65
01142101040	JOELHO SIMPLES BRONZE P/RSCAR 1 1/4 RB3090	11.39
01142101050	JOELHO SIMPLES BRONZE P/RSCAR 1 1/2 RB3090	20.19
01142101063	JOELHO SIMPLES BRONZE P/ROSCAR 2 RB3090	34.21

**JUNCOES BRONZE P/ROS****JUNCOES M/F BRONZE P/ROSCAR RB3341**

01142402010	JUNCAO M/F BRONZE P/ROSCAR 3/8 RB3341	9.30
01142402020	JUNCAO M/F BRONZE P/ROSCAR 1/2 RB3341	9.36
01142402025	JUNCAO M/F BRONZE P/ROSCAR 3/4 RB3341	9.23
01142402032	JUNCAO M/F BRONZE P/ROSCAR 1 RB3341	19.01
01142402040	JUNCAO M/F BRONZE P/ROSCAR 1 1/4 RB3341	33.51
01142402050	JUNCAO M/F BRONZE P/ROSCAR 1 1/2 BR3341	39.75
01142402063	JUNCAO M/F BRONZE P/ROSCAR 2 RB3341	72.27

**JUNCOES SIMPLES BRONZE P/ROSCAR RB3330**

01142401010	JUNCAO SIMPLES BR. P/ROSCAR 3/8 RB3330	9.00
01142401020	JUNCAO SIMPLES BR. P/ROSCAR 1/2 RB3330	10.62
01142401025	JUNCAO SIMPLES BR. P/ROSCAR 3/4 RB3330	13.24
01142401032	JUNCAO SIMPLES BR. P/ROSCAR 1 RB3330	21.40
01142401040	JUNCAO SIMPLES BR. P/ROSCAR 1 1/4 RB3330	40.90
01142401050	JUNCAO SIMPLES BR. P/ROSCAR 1 1/2 RB3330	47.26
01142401063	JUNCAO SIMPLES BR. P/ROSCAR 2 RB3330	77.77

**JUNCOES BRONZE P/SOL****JUNCOES F.BRONZE P/SOLDAR/ROSC.B4340B**

01140401012	JUNCAO F/F BRONZE P/SOLDAR 12 B4340B	4.37
-------------	--------------------------------------	------



01140401014	JUNCAO F/F BRONZE P/SOLDAR 14 B4340B	5.80
01140401015	JUNCAO F/F BRONZE P/SOLDAR 15 B4340B	3.70
01140401016	JUNCAO F/F BRONZE P/SOLDAR 16 B4340B	6.38
01140401018	JUNCAO F/F BRONZE P/SOLDAR 18 B4340B	4.17
01140401022	JUNCAO F/F BRONZE P/SOLDAR 22 B4340B	6.70
01140401028	JUNCAO F/F BRONZE P/SOLDAR 28 B4340B	9.38
01140401035	JUNCAO F/F BRONZE P/SOLDAR 35 B4340B	16.99
01140401042	JUNCAO F/F BRONZE P/SOLDAR 42 B4340B	29.22
01140401054	JUNCAO F/F BRONZE P/SOLDAR 54 B4340B	44.22

**JUNCOES F/F BRON. P/SOLD./ROSC.B4340G**

01140402012012	JUNCAO F/F BRON.P/SOLD/RSC.12X1/2 B4340G	4.72
01140402014012	JUNCAO F/F BR.P/SOLD/ROSC.14X1/2 B4340G	6.36
01140402015012	JUNCAO F/F BR.P/SOLD/ROSC.15X1/2 B4340G	3.95
01140402016012	JUNCAO F/F BR.P/SOLD/ROSC.16X1/2 B4340G	6.36
01140402018012	JUNCAO F/F BR.P/SOLD/ROSC.18X1/2 B4340G	4.96
01140402018034	JUNCAO F/F BR.P/SOLD/ROSC.18X3/4 B4340G	7.84
01140402022001	JUNCAO F/F BR.P/SOLD/ROSC.22X1 B4340G	10.11
01140402022034	JUNCAO F/F BR.P/SOLD/ROSC.22X3/4 B4340G	6.06
01140402028001	JUNCAO F/F BR.P/SOLD/ROSC.28X1 B4340G	10.38
01140402035114	JUNCAO F/F BR.P/SOLD/ROSC.35X11/4 B4340G	15.64
01140402042112	JUNCAO F/F BR.P/SOLD/ROSC.42X11/2 B4340G	33.49
01140402054002	JUNCAO F/F BR.P/SOLD/ROSC.54X2 B4340G	52.09

**JUNCOES M/F BRON. P/SOLD./ROSC.B4341G**

01140403012012	JUNCAO M/F BRONZE P/S/ROSC.12X1/2 B4341G	3.39
01140403014012	JUNCAO M/F BRONZE P/S/ROSC.14X1/2 B4341G	4.32
01140403015012	JUNCAO M/F BRONZE P/S/ROSC.15X1/2 B4341G	3.68
01140403016012	JUNCAO M/F BRONZE P/S/ROSC.16X1/2 B4341G	4.32
01140403018012	JUNCAO M/F BRONZE P/S/ROSC.18X1/2 B4341G	3.86
01140403018034	JUNCAO M/F BRONZE P/S/ROSC.18X3/4 B4341G	5.62
01140403022034	JUNCAO M/F BRONZE P/S/ROSC.22X3/4 B4341G	5.64
01140403022100	JUNCAO M/F BRONZE P/S/ROSC.22X1 B4341G	9.67
01140403028001	JUNCAO M/F BRONZE P/S/ROSC.28X1 B4341G	9.88
01140403035114	JUNCAO M/F BRONZE P/S/RSC.35X11/4 B4341G	14.04
01140403042112	JUNCAO M/F BRONZE P/S/RSC.42X11/2 B4341G	23.07
01140403054002	JUNCAO M/F BRONZE P/S/ROSC.54X2 B4341G	40.48

**PORCAS BRONZE P/ROSC****PORCAS RED.M/F BRONZE P/ROSCAR RB3241**

01142501010008	PORCA RED.M/F BR.P/ROSCAR 3/8X1/4 RB3241	2.37
01142501020008	PORCA RED.M/F BR.P/ROSCAR 1/2X1/4 RB3241	1.13
01142501020010	PORCA RED.M/F BR.P/ROSCAR 1/2X3/8 RB3241	0.96
01142501025020	PORCA RED.M/F BR.P/ROSCAR 3/4X1/2 RB3241	1.17
01142501032020	PORCA RED.M/F BR.P/ROSCAR 1X1/2 RB3241	2.63
01142501032025	PORCA RED.M/F BR.P/ROSCAR 1X3/4 RB3241	2.04
01142501040020	PORCA RED.M/F BR.P/ROSCAR 11/4X1/2 RB3241	7.88
01142501040025	PORCA RED.M/F BR.P/ROSCAR 11/4X3/4 RB3241	5.03
01142501040032	PORCA RED.M/F BR.P/ROSCAR 11/4X1 RB3241	3.75
01142501050020	PORCA RED.M/F BR.P/ROSCAR 11/2X1/2 RB3241	5.95
01142501050025	PORCA RED.M/F BR.P/ROSCAR 11/2X3/4 RB3241	10.10
01142501050032	PORCA RED.M/F BR.P/ROSCAR 11/2X1 RB3241	5.81
01142501050040	PORCA RED.M/F BR.P/ROS 11/2X11/4 RB3241	3.97
01142501063032	PORCA RED.M/F BR.P/ROSCAR 2X1 RB3241	10.96
01142501063040	PORCA RED.M/F BR.P/ROSCAR 2X11/4 RB3241	11.49
01142501063050	PORCA RED.M/F BR.P/ROSCAR 2X11/2 RB3241	11.45

**TAMPOES BRONZE P/ROS****TAMPOES FEMEO BRONZE P/ROSCAR RB3301**

01142702020	TAMPAO F BRONZE P/ROSCAR 1/2 RB3301	1.74
01142702025	TAMPAO F BRONZE P/ROSCAR 3/4 RB3301	1.88
01142702032	TAMPAO F BRONZE P/ROSCAR 1 RB3301	4.53
01142702040	TAMPAO F BRONZE P/ROSCAR 11/4 RB3301	6.40



01142702050	TAMPAO F BRONZE P/ROSCAR 11/2 RB3301	7.76
01142702063	TAMPAO F BRONZE P/ROSCAR 2 RB3301	16.48

**TAMPOES MACHO BRONZE P/ROSCAR RB3290**

01142701010	TAMPAO M BRONZE P/ROSCAR 3/8 RB3290	1.51
01142701020	TAMPAO M BRONZE P/ROSCAR 1/2 RB3290	1.05
01142701025	TAMPAO M BRONZE P/ROSCAR 3/4 RB3290	1.72
01142701032	TAMPAO M BRONZE P/ROSCAR 1 RB3290	3.11
01142701040	TAMPAO M BRONZE P/ROSCAR 11/4 RB3290	4.70
01142701050	TAMPAO M BRONZE P/ROSCAR 11/2 RB3290	7.14
01142701063	TAMPAO M BRONZE P/ROSCAR 2 RB3290	12.94

**TAMPOES COBRE P/SOLD****TAMPOES FEMEO COBRE RR5301**

0114140112	TAMPAO F COBRE 12 RR5301	0.86
0114140114	TAMPAO F COBRE 14 RR5301	0.96
0114140115	TAMPAO F COBRE 15 RR5301	0.46
0114140116	TAMPAO F COBRE 16 RR5301	1.06
0114140118	TAMPAO F COBRE 18 RR5301	0.56
0114140122	TAMPAO F COBRE 22 RR5301	0.96
0114140128	TAMPAO F COBRE 28 RR5301	1.80
0114140135	TAMPAO F COBRE 35 RR5301	4.85
0114140142	TAMPAO F COBRE 42 RR5301	8.49
0114140154	TAMPAO F COBRE 54 RR5301	12.13
0114140176	TAMPAO F COBRE 76 RR5301	50.53
01141401889	TAMPAO F COBRE 88.9 RR5301	58.98
011414019108	TAMPAO F COBRE 108 RR5301	87.40

**TES BRONZE P/SOLDAR/****TE BRONZE P/SOLD./ROSC.RB4130**

01140201012012	TE BRONZE P/SOLDAR/ROSCAR 12X1/2 RB4130	2.11
01140201014012	TE BRONZE P/SOLDAR/ROSCAR 14X1/2 RB4130	1.64
01140201015012	TE BRONZE P/SOLDAR/ROSCAR 15X1/2 RB4130	1.93
01140201016012	TE BRONZE P/SOLDAR/ROSCAR 16X1/2 RB4130	1.99
01140201018012	TE BRONZE P/SOLDAR/ROSCAR 18X1/2 RB4130	2.34
01140201018034	TE BRONZE P/SOLDAR/ROSCAR 18X3/4 RB4130	3.86
01140201022012	TE BRONZE P/SOLDAR/ROSCAR 22X1/2 RB4130	3.68
01140201022034	TE BRONZE P/SOLDAR/ROSCAR 22X3/4 RB4130	4.28
01140201028001	TE BRONZE P/SOLDAR/ROSCAR 28X1 RB4130	8.44
01140201028012	TE BRONZE P/SOLDAR/ROSCAR 28X1/2 RB4130	5.72
01140201028034	TE BRONZE P/SOLDAR/ROSCAR 28X3/4 RB4130	7.22

**TES BRONZE ROSCAR/RO****TES REDUÇÃO BRONZE P/ROSCAR 3130RED**

01142202025020020	TE RED.BRONZE P/ROSC.3/4X1/2X1/2	8.63
01142202025020025	TE RED.BRONZE P/ROSC.3/4X1/2X3/4	8.52
01142202025025020	TE RED.BRONZE P/ROSC.3/4X3/4X1/2	10.15
01142202032020032	TE RED.BRONZE P/ROSC.1X1/2X1	10.02
01142202032025032	TE RED.BRONZE P/ROSC.1X3/4X1	10.10

**TES SIMPLES BRONZE P/ROSCAR RB3130**

01142201010	TE SIMPLES BRONZE P/ROSCAR 3/8 RB3130	3.17
01142201020	TE SIMPLES BRONZE P/ROSCAR 1/2 RB3130	2.82
01142201025	TE SIMPLES BRONZE P/ROSCAR 3/4 RB3130	4.84
01142201032	TE SIMPLES BRONZE P/ROSCAR 1 RB3130	7.23
01142201040	TE SIMPLES BRONZE P/ROSCAR 11/4 RB3130	19.68
01142201050	TE SIMPLES BRONZE P/ROSCAR 11/2 RB3130	28.13
01142201063	TE SIMPLES BRONZE P/ROSCAR 2 RB3130	47.01

**TES COBRE P/SOLDAR****TES AUMENTADO CENTRO COBRE RR5130**

01141205121412	TE AUMENT.CENTRO COBRE 12X14X12 RR5130	1.36
01141205121512	TE AUMENT.CENTRO COBRE 12X15X12 RR5130	2.61
01141205121612	TE AUMENT.CENTRO COBRE 12X16X12 RR5130	1.85



01141205141614	TE AUMENT.CENTRO COBRE 14X16X14 RR5130	1.46
01141205141814	TE AUMENT.CENTRO COBRE 14X18X14 RR5130	1.61
01141205142214	TE AUMENT.CENTRO COBRE 14X22X14 RR5130	3.14
01141205151815	TE AUMENT.CENTRO COBRE 15X18X15 RR5130	2.42
01141205152215	TE AUMENT.CENTRO COBRE 15X22X15 RR5130	5.13
01141205161816	TE AUMENT.CENTRO COBRE 16X18X16 RR5130	2.35
01141205162216	TE AUMENT.CENTRO COBRE 16X22X16 RR5130	3.32
01141205182218	TE AUMENT.CENTRO COBRE 18X22X18 RR5130	3.32
01141205182818	TE AUMENT.CENTRO COBRE 18X28X18 RR5130	10.02
01141205222822	TE AUMENT.CENTRO COBRE 22X28X22 RR5130	6.49
01141205283528	TE AUMENT.CENTRO COBRE 28X35X28 RR5130	12.42

**TES AUMENTADO EXTREMO COBRE RR5130**

01141206151212	TE AUMENT.EXTREMO COBRE 15X12X12 RR5130	2.48
01141206161212	TE AUMENT.EXTREMO COBRE 16X12X12 RR5130	1.55
01141206161414	TE AUMENT.EXTREMO COBRE 16X14X14 RR5130	1.06
01141206181212	TE AUMENT.EXTREMO COBRE 18X12X12 RR5130	4.52
01141206181414	TE AUMENT.EXTREMO COBRE 18X14X14 RR5130	2.01
01141206181515	TE AUMENT.EXTREMO COBRE 18X15X15 RR5130	1.17
01141206181616	TE AUMENT.EXTREMO COBRE 18X16X16 RR5130	2.14
01141206221414	TE AUMENT.EXTREMO COBRE 22X14X14 RR5130	3.50
01141206221515	TE AUMENT.EXTREMO COBRE 22X15X15 RR5130	2.13
01141206221616	TE AUMENT.EXTREMO COBRE 22X16X16 RR5130	3.21
01141206221818	TE AUMENT.EXTREMO COBRE 22X18X18 RR5130	2.49
01141206281515	TE AUMENT.EXTREMO COBRE 28X15X15 RR5130	8.33
01141206281616	TE AUMENT.EXTREMO COBRE 28X16X16 RR5130	5.53
01141206281818	TE AUMENT.EXTREMO COBRE 28X18X18 RR5130	9.06
01141206282222	TE AUMENT.EXTREMO COBRE 28X22X22 RR5130	4.87
01141206352222	TE AUMENT.EXTREMO COBRE 35X22X22 RR5130	16.56
01141206352828	TE AUMENT.EXTREMO COBRE 35X28X28 RR5130	10.76
01141206423535	TE AUMENT.EXTREMO COBRE 42X35X35 RR5130	29.50

**TES F/F COBRE RR5130**

0114120110	TE F/F COBRE 10 RR5130	1.21
0114120112	TE F/F COBRE 12 RR5130	0.51
0114120114	TE F/F COBRE 14 RR5130	0.49
0114120115	TE F/F COBRE 15 RR5130	0.40
0114120116	TE F/F COBRE 16 RR5130	0.58
0114120118	TE F/F COBRE 18 RR5130	0.83
0114120122	TE F/F COBRE 22 RR5130	1.21
0114120128	TE F/F COBRE 28 RR5130	2.36
0114120135	TE F/F COBRE 35 RR5130	6.84
0114120142	TE F/F COBRE 42 RR5130	12.85
0114120154	TE F/F COBRE 54 RR5130	21.76
0114120164	TE F/F COBRE 64 RR5130	65.15
0114120176	TE F/F COBRE 76.1 RR5130	80.65
0114120189	TE F/F COBRE 89 RR5130	141.74
011412019108	TE F/F COBRE 108 RR5130	184.81

**TES REDUZIDO EXTREMO COBRE RR5130**

01141204151512	TE RED.EXTREMO COBRE 15X15X12 RR5130	2.49
01141204161614	TE RED.EXTREMO COBRE 16X16X14 RR5130	1.10
01141204181812	TE RED.EXTREMO COBRE 18X18X12 RR5130	5.46
01141204181814	TE RED.EXTREMO COBRE 18X18X14 RR5130	2.07
01141204181815	TE RED.EXTREMO COBRE 18X18X15 RR5130	1.44
01141204181816	TE RED.EXTREMO COBRE 18X18X16 RR5130	2.08
01141204222214	TE RED.EXTREMO COBRE 22X22X14 RR5130	3.30
01141204222215	TE RED.EXTREMO COBRE 22X22X15 RR5130	3.23
01141204222216	TE RED.EXTREMO COBRE 22X22X16 RR5130	3.55
01141204222218	TE RED.EXTREMO COBRE 22X22X18 RR5130	3.82
01141204282815	TE RED.EXTREMO COBRE 28X28X15 RR5130	9.44
01141204282818	TE RED.EXTREMO COBRE 28X28X18 RR5130	8.17





01141204282822	TE RED.EXTREMO COBRE 28X28X22 RR5130	6.44
01141204353515	TE RED.EXTREMO COBRE 35X35X15 RR5130	17.52
01141204353522	TE RED.EXTREMO COBRE 35X35X22 RR5130	19.23
01141204353528	TE RED.EXTREMO COBRE 35X35X28 RR5130	18.17
01141204424228	TE RED.EXTREMO COBRE 42X42X28 RR5130	31.35
01141204424235	TE RED.EXTREMO COBRE 42X42X35 RR5130	29.12

**TES REDUZIDO AO CENTRO COBRE RR5130**

01141203141214	TE RED.CENTRO COBRE 14X12X14 RR5130	0.72
01141203151215	TE RED.CENTRO COBRE 15X12X15 RR5130	0.97
01141203161416	TE RED.CENTRO COBRE 16X14X16 RR5130	0.89
01141203181218	TE RED.CENTRO COBRE 18X12X18 RR5130	1.69
01141203181418	TE RED.CENTRO COBRE 18X14X18 RR5130	1.05
01141203181518	TE RED.CENTRO COBRE 18X15X18 RR5130	0.74
01141203181618	TE RED.CENTRO COBRE 18X16X18 RR5130	1.98
01141203221222	TE RED.CENTRO COBRE 22X12X22 RR5130	3.62
01141203221422	TE RED.CENTRO COBRE 22X14X22 RR5130	1.84
01141203221522	TE RED.CENTRO COBRE 22X15X22 RR5130	0.96
01141203221622	TE RED.CENTRO COBRE 22X16X22 RR5130	1.91
01141203221822	TE RED.CENTRO COBRE 22X18X22 RR5130	1.55
01141203281428	TE RED.CENTRO COBRE 28X14X28 RR5130	5.44
01141203281528	TE RED.CENTRO COBRE 28X15X28 RR5130	2.40
01141203281828	TE RED.CENTRO COBRE 28X18X28 RR5130	4.15
01141203282228	TE RED.CENTRO COBRE 28X22X28 RR5130	2.64
01141203351535	TE RED.CENTRO COBRE 35X15X35 RR5130	11.34
01141203351835	TE RED.CENTRO COBRE 35X18X35 RR5130	11.72
01141203352235	TE RED.CENTRO COBRE 35X22X35 RR5130	7.57
01141203352835	TE RED.CENTRO COBRE 35X28X35 RR5130	10.79
01141203421542	TE RED.CENTRO COBRE 42X15X42 RR5130	22.96
01141203421842	TE RED.CENTRO COBRE 42X18X42 RR5130	24.75
01141203422242	TE RED.CENTRO COBRE 42X22X42 RR5130	16.43
01141203422842	TE RED.CENTRO COBRE 42X28X42 RR5130	18.40
01141203423542	TE RED.CENTRO COBRE 42X35X42 RR5130	22.78
01141203542254	TE RED.CENTRO COBRE 54X22X54 RR5130	36.51
01141203542854	TE RED.CENTRO COBRE 54X28X54 RR5130	39.08
01141203543554	TE RED.CENTRO COBRE 54X35X54 RR5130	39.69
01141203544254	TE RED.CENTRO COBRE 54X42X54 RR5130	40.01
01141203763576	TE RED.CENTRO COBRE 76X35X76 RR5130	116.59

**TES REDUÇÃO COBRE RR5130**

01141202181614	TE RED.COBRE 18X16X14 RR5130	2.07
01141202182215	TE RED.COBRE 18X22X15 RR5130	4.74
01141202221418	TE RED.COBRE 22X14X18 RR5130	3.78
01141202221518	TE RED.COBRE 22X15X18 RR5130	2.36
01141202221814	TE RED.COBRE 22X18X14 RR5130	2.77
01141202221815	TE RED.COBRE 22X18X15 RR5130	4.67
01141202221816	TE RED.COBRE 22X18X16 RR5130	3.27
01141202281518	TE RED.COBRE 28X15X18 RR5130	5.52
01141202281522	TE RED.COBRE 28X15X22 RR5130	6.03
01141202281815	TE RED.COBRE 28X18X15 RR5130	8.95
01141202281822	TE RED.COBRE 28X18X22 RR5130	5.98
01141202282215	TE RED.COBRE 28X22X15 RR5130	9.50
01141202282218	TE RED.COBRE 28X22X18 RR5130	8.59
01141202351828	TE RED.COBRE 35X18X28 RR5130	10.70
01141202352228	TE RED.COBRE 35X22X28 RR5130	10.48
01141202352822	TE RED.COBRE 35X28X22 RR5130	15.76
01141202422235	TE RED.COBRE 42X22X35 RR5130	23.17
0114120276135761	TE RED.COBRE 76.1X35X76.1 RR5130	116.59
0114120276142761	TE RED.COBRE 76.1X42X76.1 RR5130	126.97
0114120276154761	TE RED.COBRE 76.1X54X76.1 RR5130	111.40
0114120288954889	TE RED.COBRE 89.9X54X88.9 RR5130	115.19





01141202889761889	TE RED.COBRE 88.9X76.1X88.9 RR5130	155.95
011412029108889109	TE RED.COBRE 108X88.9X108 RR5130	228.34

**UNIOES BRONZE P/ROSC****UNIOES F/F BRONZE P/ROSCAR RB3240**

01142303020010	UNIAO F/F RED.BR. P/ROSC.1/2X3/8 RB3240	1.59
01142303025020	UNIAO F/F RED.BR. P/ROSC.3/4X1/2 RB3240	1.98
01142303032020	UNIAO F/F RED.BR. P/ROSC.1X1/2 RB3240	5.03
01142303032025	UNIAO F/F RED.BR. P/ROSC.1X3/4 RB3240	3.46
01142303040025	UNIAO F/F RED.BR.P/ROSC.11/4X3/4 RB3240	9.32
01142303040032	UNIAO F/F RED.BR. P/ROSC.11/4X1 RB3240	5.34
01142303050032	UNIAO F/F RED.BR. P/ROSC.11/2X1 RB3240	12.63
01142303050040	UNIAO F/F RED.BR.P/ROSC.11/2X11/4 RB3240	10.15
01142303063050	UNIAO F/F RED.BR. P/ROSC.2X11/2 RB3240	22.05

**UNIOES M/F RED BRONZE P/ROSCAR RB3242**

01142304020025	UNIAO M/F RED.BR. P/ROSC.1/2X3/4 RB3242	4.86
----------------	---	------

**UNIOES SIMPLES BRONZE P/ROSCAR RB3270**

01142301010	UNIAO SIMP. BRONZE P/ROSCAR 3/8 RB3270	0.97
01142301020	UNIAO SIMP. BRONZE P/ROSCAR 1/2 RB3270	2.61
01142301025	UNIAO SIMP. BRONZE P/ROSCAR 3/4 RB3270	2.97
01142301032	UNIAO SIMP. BRONZE P/ROSCAR 1 RB3270	11.35
01142301040	UNIAO SIMP. BRONZE P/ROSCAR 11/4 RB3270	6.96
01142301050	UNIAO SIMP. BRONZE P/ROSCAR 11/2 RB3270	12.83
01142301063	UNIAO SIMP. BRONZE P/ROSCAR 2 RB3270	24.56

**UNIOES COBRE P/SOLDA****UNIOES CRUZAMENTO F/F COBRE RR5085**

0114130312	UNIAO CRUZAM.F/F COBRE 12 RR5085	3.66
0114130314	UNIAO CRUZAM.F/F COBRE 14 RR5085	3.79
0114130315	UNIAO CRUZAM.F/F COBRE 15 RR5085	1.77
0114130316	UNIAO CRUZAM.F/F COBRE 16 RR5085	4.22
0114130318	UNIAO CRUZAM.F/F COBRE 18 RR5085	4.77
0114130322	UNIAO CRUZAM.F/F COBRE 22 RR5085	6.46

**UNIOES CRUZAMENTO M/F COBRE RR5086**

0114130412	UNIAO CRUZAM.M/F COBRE 12 RR5086	3.25
0114130414	UNIAO CRUZAM.M/F COBRE 14 RR5086	3.41
0114130415	UNIAO CRUZAM.M/F COBRE 15 RR5086	1.62
0114130416	UNIAO CRUZAM.M/F COBRE 16 RR5086	3.80
0114130418	UNIAO CRUZAM.M/F COBRE 18 RR5086	3.96
0114130422	UNIAO CRUZAM.M/F COBRE 22 RR5086	5.55

**UNIOES F/F COBRE RR5270**

0114130110	UNIAO F/F COBRE 10 RR5270	0.21
0114130112	UNIAO F/F COBRE 12 RR5270	0.18
0114130114	UNIAO F/F COBRE 14 RR5270	0.17
0114130115	UNIAO F/F COBRE 15 RR5270	0.17
0114130116	UNIAO F/F COBRE 16 RR5270	0.19
0114130118	UNIAO F/F COBRE 18 RR5270	0.22
0114130122	UNIAO F/F COBRE 22 RR5270	0.39
0114130128	UNIAO F/F COBRE 28 RR5270	0.76
0114130135	UNIAO F/F COBRE 35 RR5270	1.84
0114130142	UNIAO F/F COBRE 42 RR5270	3.54
0114130154	UNIAO F/F COBRE 54 RR5270	6.00
0114130164	UNIAO F/F COBRE 64 RR5270	17.35
0114130176	UNIAO F/F COBRE 76 RR5270	23.07
01141301889	UNIAO F/F COBRE 88.9 RR5270	24.78
011413019108	UNIAO F/F COBRE 108 RR5270	58.29

**UNIOES REDUÇÃO COBRE F/F RR5240**

011413021412	UNIAO RED.COBRE 14X12 RR5240	0.46
011413021512	UNIAO RED.COBRE 15X12 RR5240	0.51
011413021514	UNIAO RED.COBRE 15X14 RR5240	0.60



+351 244 800 160  
+351 244 802 323



geral@canalcentro.pt  
info@canalcentro.pt



R. do Bailadouro s/nº,  
2410-211 Pousos

 **canalcentro**

011413021614	UNIAO RED.COBRE 16X14 RR5240	0.46
011413021615	UNIAO RED.COBRE 16X15 RR5240	1.02
011413021812	UNIAO RED.COBRE 18X12 RR5240	1.24
011413021814	UNIAO RED.COBRE 18X14 RR5240	0.75
011413021815	UNIAO RED.COBRE 18X15 RR5240	0.43
011413021816	UNIAO RED.COBRE 18X16 RR5240	0.77
011413022212	UNIAO RED.COBRE 22X12 RR5240	2.73
011413022214	UNIAO RED.COBRE 22X14 RR5240	1.14
011413022215	UNIAO RED.COBRE 22X15 RR5240	1.17
011413022216	UNIAO RED.COBRE 22X16 RR5240	1.22
011413022218	UNIAO RED.COBRE 22X18 RR5240	0.81
011413022814	UNIAO RED.COBRE 28X14 RR5240	2.88
011413022815	UNIAO RED.COBRE 28X15 RR5240	2.60
011413022818	UNIAO RED.COBRE 28X18 RR5240	2.54
011413022822	UNIAO RED.COBRE 28X22 RR5240	1.26
011413023518	UNIAO RED.COBRE 35X18 RR5240	7.75
011413023522	UNIAO RED.COBRE 35X22 RR5240	5.05
011413023528	UNIAO RED.COBRE 35X28 RR5240	6.21
011413024222	UNIAO RED.COBRE 42X22 RR5240	10.59
011413024228	UNIAO RED.COBRE 42X28 RR5240	8.88
011413024235	UNIAO RED.COBRE 42X35 RR5240	6.96
011413025422	UNIAO RED.COBRE 54X22 RR5240	20.71
011413025428	UNIAO RED.COBRE 54X28 RR5240	18.09
011413025435	UNIAO RED.COBRE 54X35 RR5240	14.63
011413025442	UNIAO RED.COBRE 54X42 RR5240	13.31
011413026435	UNIAO RED.COBRE 64X35 RR5240	15.93
011413026454	UNIAO RED.COBRE 64X54 RR5240	20.23
011413027654	UNIAO RED.COBRE 76.1X54 RR5240	33.23
011413027664	UNIAO RED.COBRE 76X64 RR5240	32.60
011413028976	UNIAO RED.COBRE 89X76 RR5240	42.99
01141302910889	UNIAO RED.COBRE 108X89 RR5240	48.05

**UNIOES REDUÇÃO M/F COBRE RR5243**

011413051512	UNIAO RED.M/F COBRE 15X12 RR5243	0.38
011413051514	UNIAO RED.M/F COBRE 15X14 RR5243	0.83
011413051614	UNIAO RED.M/F COBRE 16X14 RR5243	0.38
011413051814	UNIAO RED.M/F COBRE 18X14 RR5243	0.58
011413051815	UNIAO RED.M/F COBRE 18X15 RR5243	0.34
011413052215	UNIAO RED.M/F COBRE 22X15 RR5243	0.59
011413052218	UNIAO RED.M/F COBRE 22X18 RR5243	0.60
011413052814	UNIAO RED.M/F COBRE 28X14 RR5243	2.88
011413052815	UNIAO RED.M/F COBRE 28X15 RR5243	2.20
011413052818	UNIAO RED.M/F COBRE 28X18 RR5243	2.45
011413052822	UNIAO RED.M/F COBRE 28X22 RR5243	1.00
011413053518	UNIAO RED.M/F COBRE 35X18 RR5243	5.26
011413053522	UNIAO RED.M/F COBRE 35X22 RR5243	5.02
011413053528	UNIAO RED.M/F COBRE 35X28 RR5243	3.39
011413054235	UNIAO RED.M/F COBRE 42X35 RR5243	5.96
011413055442	UNIAO RED.M/F COBRE 54X42 RR5243	11.40
011413057642	UNIAO RED.M/F COBRE 76X42 RR5243	36.66
0114130588954	UNIAO RED.M/F COBRE 88.9X54 RR5243	46.74
011413058976	UNIAO RED.M/F COBRE 88.9X76 RR5243	39.48

**ACESS.DIVERSOS P/INSTAL.SANITARIAS****AJUDAS TECNICAS ERIX****AJUDAS TECNICAS INOX ERIX**

01290301EAT090	BARRA APOIO LINEAR 300 INOX EAT090	34.73
01290301EAT097	BARRA APOIO BANHEIRA/DUCHE INOX EAT097	72.67
01290301EAT100	BARRA APOIO REB.1B ESQ.INOX EAT100	84.77
01290301EAT101	BARRA APOIO REB.1B DRT.INOX EAT101	84.77
01290301EAT104	BARRA APOIO BANHEIRA/DUCHE INOX EAT104	75.81



+351 244 800 160  
+351 244 802 323



geral@canalcentro.pt  
info@canalcentro.pt



R. do Bailadouro s/nº,  
2410-211 Pousos



**BANCOS DUCHE E BANHEIRA ERIX**

01290303EAT036	BANCO DUCHE REBATIVEL EAT036	130.09
----------------	------------------------------	--------

**LAVA OLHOS / DUCHE EMERGENCIA ERIX**

01290308EAT120	LAVA OLHOS/DUCHE EMERG.MURAL EAT120	772.77
----------------	-------------------------------------	--------

**AUTOCLISMOS E ESTRUT****ALVENARIAS ERIX**

01290101EE005	SUPORTE BIDE ALV. EE005	34.91
01290101EE086	VEDANTE P/VALV. EE061 (5 UNID.)	8.61
01290101EE092	BOTAO DESCARGA P/EE061 EE092	10.18
01290101EE201	VEDANTE P/VALV. DESC.3V EE201	4.11

**MECANISMOS/SUORTES P/AUTOCLISMOS ERIX**

01290107EE047	VALVULA BOIADORA AUTOCLISMO K6 EE047	40.73
01290107EE061	VALVULA DUPLA DESC.UNIVERSAL EE061	20.24
01290107EE062	VALVULA BOIADORA INFERIOR EE062	12.97
01290107EE247	VALVULA BOIADORA INFERIOR JET EE247	10.79

**PLACAS DE DESCARGA ERIX**

01290104EE033	PLACA DD CR.BRILHO T610 EE033	49.57
01290104EE038	PLACA AÇO INOX ANTI-VANDALISMO EE038	93.11
01290104EE100	PLACA DD BRANCA T620 EE100	34.33

**COMPLEMENTOS WC ERIX****COMPLEMENTOS WC ERIX**

01291101ET001	MONOC.HOSPITALAR LAVAT.SIMP. ET001	48.88
01291101ET156	TORN.SERVICO COMAN.COTOVELO ET156	37.64

**EQUIPAMENTOS INDUSTR****LAVA-MAOS ERIX**

01290802ELS360	LAVA-MAOS INOX COM PULSADOR ELS360	431.80
01290802ELS361	LAVA-MAOS INOX COM PEDAL ELS361	376.82

**ESPECIALIDADES SANIT****ESPECIAL.SANIT. - VALV.E GRELHAS P/DUCHE**

01290604EES052	VALVULA DUCHE SAIDA HORIZONTAL EES052	9.12
----------------	---------------------------------------	------

**ESPECIAL.SANITARIAS - CHUVEIROS HIGIEN.**

01290602EES022	KIT CHUVEIRO HIGIENICO CROMADO EES022	46.37
01290602EES023	KIT CHUVEIRO HIGIENICO BRANCO EES023	34.99
01290602EES135	CHUVEIRO ANTI-VANDALISMO EXTER.EES135	55.04
01290602EES274	CHUVEIRO ERIX QUADRADO EES274	30.03
01290602EES278	BRACO DE CHUVEIRO REDONDO EES278	28.28

**ESPECIAL.SANITARIAS - LAVATORIOS**

01290601SAS	SIFAO GARRAFA EASYPHONE 1/4-32 LAV. SAS	4.23
-------------	---	------

**ESPECIAL.SANITARIAS - RAMPAS E CHUVEIROS**

01290603EES046	CHUVEIRO ANTI-VANDALISMO EES046	48.76
01290603EES121	COLUNA DUCHE REDONDA EES121	177.98

**HOSPITALAR ERIX****HOSPITALAR ERIX**

01290901EH020	DISPENSADOR DE PAPEL VF EH020	49.92
01290901EH324	DISPENSADOR DE SABAO AUT.EH324	118.95

**LOICAS SANITARIAS ER****MOBILIDADE REDUZIDA ERIX**

01290201ELS006	SANITA SUSPENSASANI-W DEF.ELS006	215.75
01290201ELS013	TAMPO SANITA SUSP.SANI-W ELS013	78.08
01290201ELS015	LAVATORIO ERGONOMICO OSIRIX ELS015	175.42
01290201ELS016	SUPORTE LAVAT.OSIRIX BASCUL.ELS016	232.15
01290201ELS019	KIT DESCARGA LAVATORIO OSIRIX ELS019	70.87
01290201ELS124	ESPELHO RECLINAVEL60X50 ELS124	172.84

**MOBILIDADE REDUZIDA | 3ª IDADE**

01290203ELS044	BASE DUCHE GIGANT PRO 80X120X3 ELS044	484.35
----------------	---------------------------------------	--------

**PECAS DE SUBSTITUICAO**

**ACESSÓRIOS DE SUBSTITUIÇÃO P/VALVULAS**

01291001ET103	KIT ACIONAMENTO VALV.DESC.ET03 ET103	26.53
01291001ET272	BICHA RETRATIL MONOC.IND.ET272	44.37

**TORNEIRAS ERIX****ACESSORIOS DIVERSOS**

01290409ET122	TUBO MALHA DE AÇO FF 1/2X1/2 1M ET122	21.88
01290409ET223	PERLATOR ECON.M24X1 ET223	12.80

**TORNEIRAS / FLUXOMETROS ERIX**

01290408ET034	FLUXOMETRO SANITA ENCASTRAR ET034	30.89
01290408ET036	TUBO LIGAÇÃO LIGAÇÃO ANTERIOR ET036	23.97
01290408ET042	COMANDO DESC.ANTI-VANDALISMO ET042	35.67
01290408ET103	KIT DE ACIONAMENTO ET103	29.18

**TORNEIRAS ANTI-VANDALISMO ERIX**

01290404ET459	CHUVEIRO ANTI-VANDALISMO ET459	40.89
---------------	--------------------------------	-------

**TORNEIRAS ELECTRONICAS ERIX**

01290403ET134	FLUXOMETRO ELECTRONICO SANITA ET134	404.97
01290403ET604	TORNEIRA TEMP.C/ALAVANCA P/PAINEL ET604	58.37

**TORNEIRAS HORECAS ERIX**

01290407ET071	MONOC.INDUSTRIAL BANCADA ET071	276.77
01290407ET072	MONOC.INDUST.BANCADA C/BICA ET072	339.90
01290407ET074	MONOC.INDUSTRIAL PAREDE C/BICA ET074	360.49
01290407ET078	ECONOMIZADOR AUTOMATICA AGUA ET078	65.09
01290407LB80012	MONOCOM.INDUSTRIAL 45CM LB8001-2	115.36

**TORNEIRAS HOSPITALARES ERIX**

01290401ET005	MONOC.DUCHE C/CHUV.HOSPITALAR ET005	83.49
---------------	-------------------------------------	-------

**TORNEIRAS TEMPORIZADAS ERIX**

01290402ET009	TORNEIRA TEMP.LAVAT.DOCOL ET009	44.98
01290402ET011	TORNEIRA TEMP.LAVAT.PRESSMATIC 110 ET011	55.04
01290402ET012	MISTURAD.TEMP.LAVAT.110 DOCOLMATIC ET012	125.32
01290402ET015	TORNEIRA TEMPORIZADA BICA ALTA ET015	83.49
01290402ET018	BICA ALTA GIRATORIA ET018	42.59
01290402ET024	TORNEIRA TEMP.INT.DUCHE ET024	56.23
01290402ET025	MISTURADORA TEMPORIZ.ENCAS.T.ET025	134.42
01290402ET025C	CARTUCHO PRESSMATIC P/ET025	25.46
01290402ET029	TORNEIRA TEMPORIZ.URINOL ET029	33.60
01290402ET121	TORNEIRA TEMPORIZADA DE ENCASTRAR ET121	90.26
01290402ET179	FLUXOMETRO ENCASTRAR TEMPORIZ..ET179	69.16
01290402ET300	TORNEIRA TEMPORIZADA DE BEBEDOURO ET300	80.73
01290402ET301	TORNEIRA TEMPORIZADA DE BEBEDOURO ET301	62.34
01290402ET421	TORNEIRA TEMPORIZADA DE PAINEL ET421	45.28

**ACESS.POLIET./LATAO ENC.RAP.E ELECT****ACESSORIOS ENC.RAP.L****UNIOES ENCAIXE RAPIDO LATAO**

01020701020	UNIAO ENC.RAPIDO LATAO 20	4.43
01020701025	UNIAO ENC.RAPIDO LATAO 25	6.63
01020701032	UNIAO ENC.RAPIDO LATAO 32	10.37
01020701040	UNIAO ENC.RAPIDO LATAO 40	17.34
01020701050	UNIAO ENC.RAPIDO LATAO 50	24.89
01020701063	UNIAO ENC.RAPIDO LATAO 63	41.47

**ACESSORIOS P/TUBO PE****ACESSORIOS P/TUBO PEAD**

0102310101	ESPAÇADOR L 24MM P/PEAD (CARRINHO)	SobConsulta
------------	------------------------------------	-------------

**CRUZETAS PEAD SEGMENT****CRUZETAS SEGMENTADAS TOPO A TOPO PN10**

01022502090	CRUZETA TOPO A TOPO SEGMENT.PN10 90	132.05
01022502160	CRUZETA TOPO A TOPO SEGMENT.PN10 160	227.98

**CURVAS ELECTROSOLDAV**

**CURVAS 30 CANHAO LONGO INJECTADAS**

01021504075	CURVA 30° CANHAO CURTO INJET.75	12.40
01021504090	CURVA 30° CANHAO CURTO INJET.90	18.50
01021504140	CURVA 30° CANHAO CURTO INJET.140	48.50
01021504160	CURVA 30° CANHAO CURTO INJET.160	60.20
01021504180	CURVA 30° CANHAO CURTO INJET.180	87.00
01021504200	CURVA 30° CANHAO CURTO INJET.200	108.50

**CURVAS 30 ELECTROSOLD.**

01021503160	CURVA ELETROSOL.PE100 A 30. 160	156.00
-------------	---------------------------------	--------

**CURVAS 45. CANHAO LONGO INJECTADAS**

01021505063	CURVA 45° CANHAO CURTO INJET. 63	7.40
01021505090	CURVA 45° CANHAO CURTO INJET. 90	15.50
01021505110	CURVA 45° CANHAO CURTO INJET.110	23.00
01021505125	CURVA 45° CANHAO CURTO INJET.125	32.30
01021505140	CURVA 45° CANHAO CURTO INJET.140	46.50
01021505160	CURVA 45° CANHAO CURTO INJET.160	56.35
01021505180	CURVA 45° CANHAO CURTO INJET.180	65.80
01021505200	CURVA 45° CANHAO CURTO INJET.200	81.10
01021505225	CURVA 45° CANHAO CURTO INJET.225	108.00
01021505250	CURVA 45° CANHAO CURTO INJET.250	189.90
01021505315	CURVA 45° CANHAO CURTO INJET.315	302.00
01021505355	CURVA 45° CANHAO CURTO INJET.355	720.00

**CURVAS 45. ELECTROSOLD. PE80**

01021501025	CURVA ELETROSOL.PE100 A 45. 25	9.25
01021501032	CURVA ELETROSOL.PE100 A 45. 32	9.25
01021501040	CURVA ELETROSOL.PE100 A 45. 40	11.80
01021501050	CURVA ELETROSOL.PE100 A 45. 50	12.30
01021501063	CURVA ELETROSOL.PE100 A 45. 63	12.80
01021501075	CURVA ELETROSOL.PE100 A 45. 75	23.10
01021501090	CURVA ELETROSOL.PE100 A 45. 90	23.40
01021501110	CURVA ELETROSOL.PE100 A 45. 110	33.80
01021501125	CURVA ELETROSOL.PE100 A 45. 125	42.50
01021501160	CURVA ELETROSOL.PE100 A 45. 160	89.30
01021501180	CURVA ELETROSOL.PE100 A 45. 180	101.00
01021501200	CURVA ELETROSOL.PE100 A 45. 200	194.00

**CURVAS 90. CANHAO LONGO INJECTADAS**

01021506032	CURVA 90° CANHAO CURTO INJET.32	5.59
01021506063	CURVA 90° CANHAO CURTO INJET.63	7.40
01021506075	CURVA 90° CANHAO CURTO INJET.75	12.00
01021506090	CURVA 90° CANHAO CURTO INJET.90	14.80
01021506110	CURVA 90° CANHAO CURTO INJET.110	22.10
01021506125	CURVA 90° CANHAO CURTO INJET.125	38.15
01021506140	CURVA 90° CANHAO CURTO INJET.140	54.30
01021506160	CURVA 90° CANHAO CURTO INJET.160	56.80
01021506180	CURVA 90° CANHAO CURTO INJET.180	65.70
01021506200	CURVA 90° CANHAO CURTO INJET.200	90.00
01021506225	CURVA 90° CANHAO CURTO INJET.225	103.00
01021506250	CURVA 90° CANHAO CURTO INJET.250	235.00
01021506315	CURVA 90° CANHAO CURTO INJET.315	395.00

**CURVAS 90. ELECTROSOLD. PE80**

01021502025	CURVA ELETROSOL.PE100 A 90. 25	7.55
01021502032	CURVA ELETROSOL.PE100 A 90. 32	7.55
01021502040	CURVA ELETROSOL.PE100 A 90. 40	9.50
01021502050	CURVA ELETROSOL.PE100 A 90. 50	12.00
01021502063	CURVA ELETROSOL.PE100 A 90. 63	12.80
01021502075	CURVA ELETROSOL.PE100 A 90. 75	22.30
01021502090	CURVA ELETROSOL.PE100 A 90. 90	25.30
01021502110	CURVA ELETROSOL.PE100 A 90. 110	33.80



01021502125	CURVA ELETROSOL.PE100 A 90. 125	42.50
01021502160	CURVA ELETROSOL.PE100 A 90. 160	89.30
01021502180	CURVA ELETROSOL.PE100 A 90. 180	101.00
01021502200	CURVA ELETROSOL.PE100 A 90. 200	194.00
01021502250	CURVA ELETROSOL.PE100 A 90. 250	SobConsulta

**CURVAS RAI0 LONGO INJETADAS**

0102150711355	CURVA 11° RAI0 LONGO INJET.PN10 355	1068.0
010215071140016	CURVA 11° RAI0 LONGO INJET.PN16 400	1989.0
0102150722355	CURVA 22° RAI0 LONGO INJET.PN10 355	1068.0
010215072240016	CURVA 22° RAI0 LONGO INJET.PN16 400	1989.0
0102150730315	CURVA 30° RAI0 LONGO INJET.PN10 315	670.00
010215073040016	CURVA 30° RAI0 LONGO INJET.PN16 400	1989.0
010215074540016	CURVA 45° RAI0 LONGO INJET.PN16 400	1989.0

**CURVAS TOPO A TOPO SEGMENTADAS PN10**

0102151011040016	CURVA 11-30°TOPO/TOPO SEGMENT.PN16 400	493.11
01021510450355	CURVA 45° TOPO A TOPO SEGMENT.PN10 355	420.70
0102151045040016	CURVA 45° TOPO A TOPO SEGMENT.PN16 400	729.85
01021510900355	CURVA 90° TOPO A TOPO SEGMENT.PN10 355	610.36

**EQUIPAMENTOS ELECTRO****EQUIPAMENTOS ELECTROSOLDADURA**

0102300103	MAQUINA ELECTROSOLDAVEL SPE 16	2590.0
0102300104	MAQUINA ELECTROSOLDAVEL SPE 50	4026.5
0102300107	MAQUINA ELECTROSOLDAVEL BEAT-TR	SobConsulta
0102300120	EQUIPAMENTO SOLDADURA TT SP 250 EVO	14400
01023001201	EQUIPAMENTO SOLDADURA TT SP 315 EVO	17430
0102300121	EQUIP. ELECTROSOLD.POLIMATICO UNIVERSAL	4057.2

**MAQUINAS DE ELECTOSOLDADURA ATS**

0102300201	MAQUINA ELECTROSOLDAVEL ATS 180	SobConsulta
0102300202	MAQUINA ELECTROSOLDAVEL ATS 250	SobConsulta
0102300203	MAQUINA ELECTROSOLDAVEL ATS 500	SobConsulta
0102300210	MAQUINA ELECTROSOLDADURA PF DIGIMATIC	SobConsulta

**PEÇAS APOIO P/EQUIPAMENTOS ELECTOSOLD.**

0102300801	PAR DE TERMINAIS MACHO 4.7 X FEMEA 4.0	SobConsulta
0102300802	CABO DE LIGAÇÃO COM TERMINAIS	100.00
0102300803	SCANNER PARA MAQUINA SPE16	600.00

**RASPADORES P/ACES.ELECTROS.,INJECT.**

0102300901	RASPADOR MANUAL KSRM	14.30
0102300910	CHAVE PERFURAÇÃO TOMADA EM CARGA	SobConsulta

**TESOURAS E GUILHOTINAS**

01023010032	TESOURA P/CORTAR PEAD O-32 PIPE	SobConsulta
01023010040140	CORTANTE DN 40- 140 MM	SobConsulta
01023010063	TESOURA P/CORTAR PEAD O-63 PIPE	SobConsulta

**FERRAM.ENC.RAP.LAT****FERRAMENTAS ENC.RAP.LATAO**

01021201040110	CHAVES METALICAS 40/110	SobConsulta
----------------	-------------------------	-------------

**FLANGES ACO P/STUBEN****FLANGES EM ALUMINIO CEGAS**

01022303050	FLANGE CEGA EM ALUMINIO P/PEAD DN50	26.98
01022303090	FLANGE CEGA EM ALUMINIO P/PEAD DN090	29.72
01022303110	FLANGE CEGA EM ALUMINIO P/PEAD DN110	29.72

**FLANGES LIVRES AÇO P/STUBEND**

01022301032	FLANGE LIVRE ACO PN10 P/STUBEND 32	SobConsulta
01022301040	FLANGE LIVRE ACO PN10 P/STUBEND 40	10.80
01022301050	FLANGE LIVRE ACO PN10 P/STUBEND 50	10.80
01022301063	FLANGE LIVRE ACO PN10 P/STUBEND 63	12.30
01022301075	FLANGE LIVRE ACO PN10 P/STUBEND 75	14.80
01022301090	FLANGE LIVRE ACO PN10 P/STUBEND 90	14.95



01022301110	FLANGE LIVRE ACO PN10 P/STUBEND 110	14.95
01022301125	FLANGE LIVRE ACO PN10 P/STUBEND 100/125	15.65
01022301125125	FLANGE LIVRE ACO PN10 P/STUBEND 125/125	25.85
01022301140	FLANGE LIVRE ACO PN10 P/STUBEND 140	25.85
01022301160	FLANGE LIVRE ACO PN10 P/STUBEND 160	24.80
01022301180	FLANGE LIVRE ACO PN10 P/STUBEND 180	24.80
01022301200	FLANGE LIVRE ACO PN10 P/STUBEND 200	41.66
01022301225	FLANGE LIVRE ACO PN10 P/STUBEND 225	41.66
01022301250	FLANGE LIVRE ACO PN10 P/STUBEND 250	66.48
0102230125016	FLANGE LIVRE ACO PN16 P/STUBEND 250	65.80
01022301280	FLANGE LIVRE ACO PN10 P/STUBEND 280	66.48
01022301315	FLANGE LIVRE ACO PN10 P/STUBEND 315	74.55
01022301355	FLANGE LIVRE ACO PN10 P/STUBEND 355	119.44
01022301400	FLANGE LIVRE ACO PN10 P/STUBEND 400	141.60
0102230140016	FLANGE LIVRE ACO PN16 P/STUBEND 400	181.60
01022301450	FLANGE LIVRE ACO PN10 P/STUBEND 450	SobConsulta
01022301500	FLANGE LIVRE ACO PN10 P/STUBEND 500	260.30

**FLANGES R/EPOXY DELTAFLEX PN10/PN16**

01022304063	FLANGE F/F R/EPOXY PN16 DN63	14.14
01022304075	FLANGE F/F R/EPOXY PN16 DN75	17.06
01022304090	FLANGE F/F R/EPOXY PN16 DN90	19.91
01022304110	FLANGE F/F R/EPOXY PN16 DN110	22.00
01022304125	FLANGE F/F R/EPOXY PN16 DN125	23.03
01022304160	FLANGE F/F R/EPOXY PN16 DN160	33.25
01022304180	FLANGE F/F R/EPOXY PN16 DN180	33.25
01022304200	FLANGE F/F R/EPOXY PN10 DN200	49.31
01022304250	FLANGE F/F R/EPOXY PN10 DN250	78.79

**FLANGES REVESTIDA P/PEAD PN10/PN16**

01022305000200	FLANGE REVESTIDA P/PEAD PN10 DN200	64.90
01022305000355	FLANGE REVESTIDA P/PEAD PN10 DN355	234.20
01022305000400	FLANGE REVESTIDA P/PEAD PN10 DN400	266.50
01022305050	FLANGE REVESTIDA P/PEAD PN16 DN50	13.80
01022305063	FLANGE REVESTIDA P/PEAD PN16 DN63	15.55
01022305075	FLANGE REVESTIDA P/PEAD PN16 DN75	17.30
01022305090	FLANGE REVESTIDA P/PEAD PN16 DN90	21.70
01022305110	FLANGE REVESTIDA P/PEAD PN16 DN110	28.90
01022305125	FLANGE REVESTIDA P/PEAD PN16 DN125	28.90
01022305140	FLANGE REVESTIDA P/PEAD PN16 DN140	36.40
01022305160	FLANGE REVESTIDA P/PEAD PN16 DN160	44.50
01022305180	FLANGE REVESTIDA P/PEAD PN16 DN180	44.50
01022305200	FLANGE REVESTIDA P/PEAD PN16 DN200	110.50
01022305250	FLANGE REVESTIDA P/PEAD PN16 DN250	154.20
01022305315	FLANGE REVESTIDA P/PEAD PN16 DN315	195.45
01022305400	FLANGE REVESTIDA P/PEAD PN16 DN400	394.00

**JOELHOS 90. ENC.RAP.****JOELHO 90. C/PATER ENCAIX.RAP. PPG P-6**

010203042012	JOELHO 90. C/PATER ENC.RAP.20X1/2	2.42
010203042534	JOELHO 90. C/PATER ENC.RAP.25X3/4	3.90

**JOELHO 90. C/ROSC.F.ENCAIX.RAP. PPG P-8**

01020303016012	JOELHO 90. C/R.F ENC.RAP.16X1/2	0.93
01020303020012	JOELHO 90. C/R.F ENC.RAP.20X1/2	0.93
01020303025034	JOELHO 90. C/R.F ENC.RAP.25X3/4	1.24
01020303032034	JOELHO 90. C/R.F ENC.RAP.32X3/4	1.55
01020303032100	JOELHO 90. C/R.F ENC.RAP.32X1	1.57
01020303040114	JOELHO 90. C/R.F ENC.RAP.40X11/4	3.10
01020303050112	JOELHO 90. C/R.F ENC.RAP.50X11/2	4.68
01020303063200	JOELHO 90. C/R.F ENC.RAP.63X2 P-8	5.80
01020303075212	JOELHO 90. C/R.F ENC.RAP.75X21/2	10.23
01020303090300	JOELHO 90. C/R.F ENC.RAP.90X3	15.60





01020303110400	JOELHO 90. C/R.F ENC.RAP.110X4	30.13
<b>JOELHOS 90. C/ROSC.M.ENC.RAP. PPG P-7</b>		
01020302016012	JOELHO 90. C/R.M ENC.RAP.16X1/2	1.15
01020302016025	JOELHO 90. C/R.M ENC.RAP.16X3/4	0.99
01020302020012	JOELHO 90. C/R.M ENC.RAP.20X1/2	1.06
01020302025034	JOELHO 90. C/R.M ENC.RAP.25X3/4	1.48
01020302032100	JOELHO 90. C/R.M ENC.RAP.32X1	1.42
01020302040114	JOELHO 90. C/R.M ENC.RAP.40X11/4	2.86
01020302050112	JOELHO 90. C/R.M ENC.RAP.50X11/2	3.02
01020302063200	JOELHO 90. C/R.M ENC.RAP.63X2	4.50
01020302075212	JOELHO 90. C/R.M ENC.RAP.75X21/2	8.53
01020302090300	JOELHO 90. C/R.M ENC.RAP.90X3	13.20
01020302110400	JOELHO 90. C/R.M ENC.RAP.110X4	29.60

**JOELHOS 90. SIMP. ENCAIXE RAPIDO PPG P-9**

01020301016	JOELHO 90. SIMPL.ENC.RAPIDO 16	1.26
01020301020	JOELHO 90. SIMPL.ENC.RAPIDO 20	1.60
01020301025	JOELHO 90. SIMPL.ENC.RAPIDO 25	2.00
01020301032	JOELHO 90. SIMPL.ENC.RAPIDO 32	2.07
01020301040	JOELHO 90. SIMPL.ENC.RAPIDO 40	3.49
01020301050	JOELHO 90. SIMPL.ENC.RAPIDO 50	4.88
01020301063	JOELHO 90. SIMPL.ENC.RAPIDO 63	6.74
01020301075	JOELHO 90. SIMPL.ENC.RAPIDO 75	15.95
01020301090	JOELHO 90. SIMPL.ENC.RAPIDO 90	15.99
01020301110	JOELHO 90. SIMPL.ENC.RAPIDO 110	39.60

**JOELHOS 90.ENC.RAP.L****JOELHOS 90. C/PATER ENCAIXE RAP.LATAO**

01020804020012	JOELHO 90.C/PATER ENC.RAP.LAT.20X1/2	4.63
01020804025034	JOELHO 90.C/PATER ENC.RAP.LAT.25X3/4	6.46

**JOELHOS 90. C/ROSC.FEMEA ENCAIX.RAP.LAT.**

01020803020012	JOELHO 90.C/ROSC.FE.ENC.R.LAT.20X1/2	3.33
01020803025034	JOELHO 90.C/ROSC.FE.ENC.R.LAT.25X3/4	5.32
01020803032100	JOELHO 90.C/ROSC.FE.ENC.R.LAT.32X1	8.66
01020803040114	JOELHO 90.C/ROSC.FE.ENC.R.LAT.40X11/4	12.45
01020803050112	JOELHO 90.C/ROSC.FE.ENC.R.LAT.50X11/2	19.32
01020803063200	JOELHO 90.C/ROSC.FE.ENC.R.LAT.63X2	34.36

**JOELHOS 90. C/ROSC.MACHO ENCAIX.RAP.LAT.**

01020802020012	JOELHO 90.C/ROSC.MA.ENC.R.LAT.20X1/2	3.44
01020802025034	JOELHO 90.C/ROSC.MA.ENC.R.LAT.25X3/4	5.55
01020802032100	JOELHO 90.C/ROSC.MA.ENC.R.LAT.32X1	9.21
01020802040114	JOELHO 90.C/ROSC.MA.ENC.R.LAT.40X11/4	13.01
01020802050112	JOELHO 90.C/ROSC.MA.ENC.R.LAT.50X11/2	23.16
01020802063200	JOELHO 90.C/ROSC.MA.ENC.R.LAT.63X2	35.19

**JOELHOS 90. SIMPLES ENCAIXE RAP. LATAO**

01020801020	JOELHO 90.SIMPLES ENC.RAP.LATAO 20	5.12
01020801025	JOELHO 90.SIMPLES ENC.RAP.LATAO 25	7.41
01020801032	JOELHO 90.SIMPLES ENC.RAP.LATAO 32	12.87
01020801040	JOELHO 90.SIMPLES ENC.RAP.LATAO 40	17.19
01020801050	JOELHO 90.SIMPLES ENC.RAP.LATAO 50	30.21
01020801063	JOELHO 90.SIMPLES ENC.RAP.LATAO 63	51.29

**PASSA MUROS EM PEAD****PASSA MUROS PEAD FLANGE/PONTA LISA PN10**

010229031100500	P.MUROS PEAD P.LISA/FL 110 PN10 500/1499	SobConsulta
-----------------	--	-------------

**PASSA MUROS PEAD PONTAS LISAS PN10**

010229010630499	PASSA MURO PEAD P.LISAS 63 PN10 C/499MM	SobConsulta
010229010750499	PASSA MURO PEAD P.LISAS 75 PN10 C/499MM	SobConsulta
010229011250499	PASSA MURO PEAD P.LISAS 125 PN10 C/499MM	SobConsulta
010229011250500	PASSA MURO PEAD P.LISA 125 PN10 500/1499	SobConsulta

**RECORD ENC.RAPIDO**

+351 244 800 160  
+351 244 802 323



geral@canalcentro.pt  
info@canalcentro.pt



R. do Bailadouro s/nº,  
2410-211 Pousos



**RECORD C/ROSC.F. ENCAIXE RAPIDO PPG P-2**

01020502016012	RECORD C/R.F ENC.RAP.16X1/2	1.08
01020502020012	RECORD C/R.F ENC.RAP.20X1/2	1.08
01020502025034	RECORD C/R.F ENC.RAP.25X3/4	1.15
01020502032034	RECORD C/R.F ENC.RAP.32X3/4	1.32
01020502032100	RECORD C/R.F ENC.RAP.32X1	1.22
01020502040114	RECORD C/R.F ENC.RAP.40X11/4	2.45
01020502050112	RECORD C/R.F ENC.RAP.50X11/2	2.80
01020502063200	RECORD C/R.F ENC.RAP.63X2	4.73
01020502075212	RECORD C/R.F ENC.RAP.75X21/2	10.83
01020502090300	RECORD C/R.F ENC.RAP.90X3	13.32
01020502110400	RECORD C/R.F ENC.RAP.110X4	25.56

**RECORD C/ROSC.M. ENCAIXE RAPIDO PPG P-3**

01020501016012	RECORD C/R.M ENC.RAP.16X1/2	0.80
01020501020012	RECORD C/R.M ENC.RAP.20X1/2	0.76
01020501020034	RECORD C/R.M ENC.RAP.20X3/4	0.97
01020501025032	RECORD C/R.M ENC.RAP.25X1	0.73
01020501025034	RECORD C/R.M ENC.RAP.25X3/4	0.94
01020501032100	RECORD C/R.M ENC.RAP.32X1	1.10
01020501040112	RECORD C/R.M ENC.RAP.40X11/2	1.64
01020501040114	RECORD C/R.M ENC.RAP.40X11/4	2.18
01020501050112	RECORD C/R.M ENC.RAP.50X11/2	2.66
01020501063200	RECORD C/R.M ENC.RAP.63X2	3.84
01020501075212	RECORD C/R.M ENC.RAP.75X21/2	8.21
01020501090200	RECORD C/R.M ENC.RAP.90X2	9.44
01020501090212	RECORD C/R.M ENC.RAP.90X21/2	9.44
01020501090300	RECORD C/R.M ENC.RAP.90X3	10.02
01020501090400	RECORD C/R.M ENC.RAP.90X4	9.44
01020501110200	RECORD C/R.M ENC.RAP.110X2	18.26
01020501110300	RECORD C/R.M ENC.RAP.110X3	20.10
01020501110400	RECORD C/R.M ENC.RAP.110X4	26.00

**RECORDS ENC.RAP.L****RECORDS C/ROSC.FEMEA ENCAIXE RAP.LATAO**

0102100220012	RECORD C/ROSC.F.ENC.RAP.LATAO 20X1/2	2.59
0102100225034	RECORD C/ROSC.F.ENC.RAP.LATAO 25X3/4	3.97
0102100232100	RECORD C/ROSC.F.ENC.RAP.LATAO 32X1	6.29
0102100240114	RECORD C/ROSC.F.ENC.RAP.LATAO 40X11/4	10.76
0102100250112	RECORD C/ROSC.F.ENC.RAP.LATAO 50X11/2	15.87
0102100263200	RECORD C/ROSC.F.ENC.RAP.LATAO 63X2	24.66

**RECORDS C/ROSC.MACHO ENCAIXE RAP.LATAO**

0102100120012	RECORD C/ROSC.M.ENC.RAP.LATAO 20X1/2	2.59
0102100125034	RECORD C/ROSC.M.ENC.RAP.LATAO 25X3/4	3.97
0102100132100	RECORD C/ROSC.M.ENC.RAP.LATAO 32X1	6.34
0102100140114	RECORD C/ROSC.M.ENC.RAP.LATAO 40X11/4	10.95
0102100150112	RECORD C/ROSC.M.ENC.RAP.LATAO 50X11/2	15.63
0102100163200	RECORD C/ROSC.M.ENC.RAP.LATAO 63X2	24.45

**REDUCOES ELECTROSOLD****REDUÇÕES CANHAO LONGO INJECTADOS**

01021802050032	RED.INJ.CANHAO LONGO 50X32	SobConsulta
01021802063040	RED.INJ.CANHAO LONGO 63X40	6.60
01021802063050	RED.INJ.CANHAO LONGO 63X50	6.60
01021802075040	RED.INJ.CANHAO LONGO 75X40	SobConsulta
01021802075050	RED.INJ.CANHAO LONGO 75X50	SobConsulta
01021802075063	RED.INJ.CANHAO LONGO 75X63	9.00
01021802090050	RED.INJ.CANHAO LONGO 90X50	11.15
01021802090063	RED.INJ.CANHAO LONGO 90X63	11.20
01021802090075	RED.INJ.CANHAO LONGO 90X75	12.05
01021802110063	RED.INJ.CANHAO LONGO 110X63	12.80
01021802110075	RED.INJ.CANHAO LONGO 110X75	15.70



01021802110090	RED.INJ.CANHAO LONGO 110X90	15.70
01021802125063	RED.INJ.CANHAO LONGO 125X63	16.95
01021802125075	RED.INJ.CANHAO LONGO 125X75	19.50
01021802125090	RED.INJ.CANHAO LONGO 125X90	19.50
01021802125110	RED.INJ.CANHAO LONGO 125X110	21.70
01021802140090	RED.INJ.CANHAO LONGO 140X90	30.20
01021802140110	RED.INJ.CANHAO LONGO 140X110	32.00
01021802140125	RED.INJ.CANHAO LONGO 140X125	36.00
01021802160090	RED.INJ.CANHAO LONGO 160X90	31.00
01021802160110	RED.INJ.CANHAO LONGO 160X110	32.00
01021802160125	RED.INJ.CANHAO LONGO 160X125	39.30
01021802160140	RED.INJ.CANHAO LONGO 160X140	42.50
01021802180125	RED.INJ.CANHAO LONGO 180X125	50.50
01021802180160	RED.INJ.CANHAO LONGO 180X160	57.05
01021802200110	RED.INJ.CANHAO LONGO 200X110	62.50
01021802200125	RED.INJ.CANHAO LONGO 200X125	69.80
01021802200160	RED.INJ.CANHAO LONGO 200X160	51.50
01021802225180	RED.INJ.CANHAO LONGO 225X180	85.20
01021802225200	RED.INJ.CANHAO LONGO 225X200	85.20
01021802250075	RED.INJ.CANHAO LONGO 250X75	SobConsulta
01021802250110	RED.INJ.CANHAO LONGO 250X110	SobConsulta
01021802250160	RED.INJ.CANHAO LONGO 250X160	105.00
01021802250200	RED.INJ.CANHAO LONGO 250X200	105.00
01021802250225	RED.INJ.CANHAO LONGO 250X225	105.00
01021802280250	RED.INJ.CANHAO LONGO 280X250	133.00
01021802315250	RED.INJ.CANHAO LONGO 315X250	210.00
01021802315280	RED.INJ.CANHAO LONGO 315X280	210.00
01021802355200	RED.INJ.CANHAO LONGO 355X200	SobConsulta
01021802355250	RED.INJ.CANHAO LONGO 355X250	286.00
01021802355280	RED.INJ.CANHAO LONGO 355X280	312.00
01021802355315	RED.INJ.CANHAO LONGO 355X315	342.00
01021803355250	REDUÇÃO PEAD INJECTADO CURTA 355X250	116.00
01021803355315	REDUÇÃO PEAD INJECTADO CURTA 355X315	116.00
01021803400315	REDUÇÃO PEAD INJECTADO CURTA 400X315	229.00
01021803400355	REDUÇÃO PEAD INJECTADO CURTA 400X355	229.00
01021803450400	REDUÇÃO PEAD INJECTADO CURTA 450X400	280.00

**REDUÇÕES ELECTROSOLDAVEIS**

01021801025020	RED.ELECTROSOLD.PE100 25X20	4.80
01021801032020	RED.ELECTROSOLD.PE100 32X20	5.65
01021801032025	RED.ELECTROSOLD.PE100 32X25	5.65
01021801040020	RED.ELECTROSOLD.PE100 40X20	9.80
01021801040032	RED.ELECTROSOLD.PE100 40X32	6.45
01021801050025	RED.ELECTROSOLD.PE100 50X25	11.55
01021801050032	RED.ELECTROSOLD.PE100 50X32	10.40
01021801050040	RED.ELECTROSOLD.PE100 50X40	10.40
01021801063032	RED.ELECTROSOLD.PE100 63X32	10.80
01021801063040	RED.ELECTROSOLD.PE100 63X40	11.40
01021801063050	RED.ELECTROSOLD.PE100 63X50	11.40
01021801075063	RED.ELECTROSOLD.PE100 75X63	16.20
01021801090050	RED.ELECTROSOLD.PE100 90X50	22.65
01021801090063	RED.ELECTROSOLD.PE100 90X63	22.65
01021801090075	RED.ELECTROSOLD.PE100 90X75	22.65
01021801110063	RED.ELECTROSOLD.PE100 110X63	25.00
01021801110075	RED.ELECTROSOLD.PE100 110X75	25.00
01021801110090	RED.ELECTROSOLD.PE100 110X90	25.00
01021801125063	RED.ELECTROSOLD.PE100 125X63	34.40
01021801125090	RED.ELECTROSOLD.PE100 125X90	34.40
01021801125110	RED.ELECTROSOLD.PE100 125X110	36.00
01021801160110	RED.ELECTROSOLD.PE100 160X110	43.50
01021801200160	RED.ELECTROSOLD.PE100 200X160	93.90



**REDUCOES ENC.RAPIDO****ADAPTADORES FLANGEADO**

01020602090	ADAPTADOR FLANGEADO 90	20.20
01020602110	ADAPTADOR FLANGEADO 110	28.35

**CHAVES P/ACESSORIOS ENCAIXE RAPIDO**

010206201663	CHAVE DUPLA 16-63 MM	3.48
0102062040110	CHAVE METALICAS 40-110 MM	51.75

**REFORCOS ENC.RAP.LAT****REFORCOS ENC.RAP.LAT.P/TUBO P.E.**

01021101020	REFORCO ENC.RAP.LAT. P/PE 20	1.40
01021101025	REFORCO ENC.RAP.LAT. P/PE 25	1.42
01021101032	REFORCO ENC.RAP.LAT. P/PE 32	2.50
01021101040	REFORCO ENC.RAP.LAT. P/PE 40	4.66
01021101050	REFORCO ENC.RAP.LAT. P/PE 50	7.16
01021101063	REFORCO ENC.RAP.LAT. P/PE 63	14.48

**STUBEND INJECTADOS****STUBEND CANHAO CURTO INJECTADO PN10**

010221030250	STUBEND CANH.CURTO INJECT.PN10 250	51.10
010221030315	STUBEND CANH.CURTO INJECT.PN10 315	69.55
010221030355	STUBEND CANH.CURTO INJECT.PN10 355	105.50
010221030400	STUBEND CANH.CURTO INJECT.PN10 400	210.00
01022103045016	STUBEND CANH.CURTO PN16 INJECT.PE100 450	365.70
010221030500	STUBEND CANH.CURTO INJECT.PN10 500	340.00

**STUBEND CANHAO LONGO INJECTADOS PN10**

01022101020	STUBEND CANHAO LONGO INJECT.PE100 20	3.80
01022101025	STUBEND CANHAO LONGO INJECT.PE100 25	3.80
01022101032	STUBEND CANHAO LONGO INJECT.PE100 32	4.00
01022101040	STUBEND CANHAO LONGO INJECT.PE100 40	4.10
01022101050	STUBEND CANHAO LONGO INJECT.PE100 50	6.20
01022101063	STUBEND CANHAO LONGO INJECT.PE100 63	5.35
01022101075	STUBEND CANHAO LONGO INJECT.PE100 75	6.80
01022101090	STUBEND CANHAO LONGO INJECT.PE100 90	9.00
01022101110	STUBEND CANHAO LONGO INJECT.PE100 110	10.50
01022101125	STUBEND CANHAO LONGO INJECT.PE100 125	15.00
01022101140	STUBEND CANHAO LONGO INJECT.PE100 140	24.70
01022101160	STUBEND CANHAO LONGO INJECT.PE100 160	20.40
01022101180	STUBEND CANHAO LONGO INJECT.PE100 180	30.30
01022101200	STUBEND CANHAO LONGO INJECT.PE100 200	35.30
01022101225	STUBEND CANHAO LONGO INJECT.PN10 225	39.80
01022101250	STUBEND CANHAO LONGO INJECT.PE100 250	52.85
01022101280	STUBEND CANHAO LONGO INJECT.PE100 280	91.30
01022101315	STUBEND CANHAO LONGO INJECT.PE100 315	106.70
01022101355	STUBEND CANHAO LONGO INJECT.PE100 355	250.00
01022101400	STUBEND CANHAO LONGO INJECT.PE100 400	410.00

**STUBEND CANHAO LONGO INJECTADOS PN16**

01022102075	STUBEND CANH.LONGO PN16 INJECT.PE100 75	7.20
01022102090	STUBEND CANH.LONGO PN16 INJECT.PE100 90	8.95
01022102110	STUBEND CANH.LONGO PN16 INJECT.PE100 110	10.00
01022102160	STUBEND CANH.LONGO PN16 INJECT.PE100 160	20.40
01022102250	STUBEND CANH.LONGO PN16 INJECT.PE100 250	52.85
01022102315	STUBEND CANH.LONGO PN16 INJECT.PE100 315	106.70
01022102355	STUBEND CANH.LONGO PN16 INJECT.PE100 355	250.00
01022102400	STUBEND CANH.LONGO PN16 INJECT.PE100 400	410.00

**TAMPOES ELECTROSOLDA****TAMPAO ELECTROSOLDADURA**

01022202020	TAMPAO ELECTROSOL.PE 20	6.00
01022202025	TAMPAO ELECTROSOL.PE 25	6.00
01022202032	TAMPAO ELECTROSOL.PE 32	6.00



01022202040	TAMPAO ELECTROSOL.PE 40	8.90
01022202050	TAMPAO ELECTROSOL.PE 50	10.50
01022202063	TAMPAO ELECTROSOL.PE 63	11.10
01022202075	TAMPAO ELECTROSOL.PE 75	20.30
01022202090	TAMPAO ELECTROSOL.PE 90	22.10
01022202110	TAMPAO ELECTROSOL.PE 110	25.00
01022202160	TAMPAO ELECTROSOL.PE 160	51.00
01022202200	TAMPAO ELECTROSOL.PE 200	119.70
01022202250	TAMPAO ELECTROSOL.PE 250	248.10

**TAMPAO SOLDADURA A TOPO**

01022201020	TAMPAO FIM LINHA INJ.PE100 20	3.10
01022201025	TAMPAO FIM LINHA INJ.PE100 25	3.10
01022201032	TAMPAO FIM LINHA INJ.PE100 32	3.31
01022201040	TAMPAO FIM LINHA INJ.PE100 40	4.03
01022201050	TAMPAO FIM LINHA INJ.PE100 50	6.70
01022201063	TAMPAO FIM LINHA INJ.PE100 63	3.55
01022201075	TAMPAO FIM LINHA INJ.PE100 75	6.30
01022201090	TAMPAO FIM LINHA INJ.PE100 90	7.80
01022201110	TAMPAO FIM LINHA INJ.PE100 110	9.40
01022201125	TAMPAO FIM LINHA INJ.PE100 125	16.70
01022201140	TAMPAO FIM LINHA INJ.PE100 140	19.00
01022201160	TAMPAO FIM LINHA INJ.PE100 160	24.90
01022201180	TAMPAO FIM LINHA INJ.PE100 180	32.80
01022201200	TAMPAO FIM LINHA INJ.PE100 200	45.50
01022201225	TAMPAO FIM LINHA INJ.PE100 225	57.80
01022201250	TAMPAO FIM LINHA INJ.PE100 250	77.60
01022201315	TAMPAO FIM LINHA INJ.PE100 315	142.00
01022201400	TAMPAO FIM LINHA INJ.PN10 400	280.00

**TAMPOES ENC.RAPIDO****TAMPOES ENCAIXE RAPIDO SIMPLES PPG P-4**

01020201020	TAMPAO ENC.RAPIDO 20	0.88
01020201025	TAMPAO ENC.RAPIDO 25	0.99
01020201032	TAMPAO ENC.RAPIDO 32	1.16
01020201040	TAMPAO ENC.RAPIDO 40	2.00
01020201050	TAMPAO ENC.RAPIDO 50	3.00
01020201063	TAMPAO ENC.RAPIDO 63	4.35
01020201075	TAMPAO ENC.RAPIDO 75	9.20
01020201090	TAMPAO ENC.RAPIDO 90	19.70
01020201110	TAMPAO ENC.RAPIDO 110	20.13

**TES ELECTROS./INJECT****FORQUILHAS INJETADAS**

01021610110	FORQUILHA 45° PEAD TOPO A TOPO PN10 110	54.00
-------------	---	-------

**TES CANHAO LONGO INJECTADOS**

01021602050	TE CANHAO LONGO INJECTADO 50	8.75
01021602063	TE CANHAO LONGO INJECTADO 63	11.55
01021602075	TE CANHAO LONGO INJECTADO 75	18.30
01021602090	TE CANHAO LONGO INJECTADO 90	20.10
01021602110	TE CANHAO LONGO INJECTADO 110	30.10
01021602125	TE CANHAO LONGO INJECTADO 125	50.80
01021602140	TE CANHAO LONGO INJECTADO 140	73.95
01021602160	TE CANHAO LONGO INJECTADO 160	85.80
01021602180	TE CANHAO LONGO INJECTADO 180	138.00
01021602200	TE CANHAO LONGO INJECTADO 200	168.50
01021602250	TE CANHAO LONGO INJECTADO 250	315.00
01021602280	TE CANHAO LONGO INJECTADO 280	435.00
01021602315	TE CANHAO LONGO INJECTADO 315	663.00
01021602355	TE CANHAO LONGO INJECTADO 355	1215.00
0102160245016	TE CANHAO LONGO INJECTADO 450 PN16	2530.00

**TES RED.CANHAO LONGO INJECTADOS**

+351 244 800 160  
+351 244 802 323



geral@canalcentro.pt  
info@canalcentro.pt



R. do Bailadouro s/nº,  
2410-211 Pousos



01021603090063	TE REDUÇÃO CANHAO LONGO INJ.90X63	36.80
01021603090075	TE REDUÇÃO CANHAO LONGO INJ.90X75 PN10	32.90
01021603110063	TE REDUÇÃO CANHAO LONGO INJ.110X63	35.00
01021603110090	TE REDUÇÃO CANHAO LONGO INJ.110X90	36.15
01021603125063	TE REDUÇÃO CANHAO LONGO INJ.125X63	44.80
01021603125075	TE REDUÇÃO CANHAO LONGO INJ.125X75	47.20
01021603125090	TE REDUÇÃO CANHAO LONGO INJ.125X90 PN16	48.90
01021603125110	TE REDUÇÃO CANHAO LONGO INJ.125X110	52.40
01021603140090	TE REDUÇÃO CANHAO LONGO INJ.140X90	72.50
01021603140110	TE REDUÇÃO CANHAO LONGO INJ.140X110	72.50
01021603160063	TE REDUÇÃO CANHAO LONGO INJ.160X63	86.90
01021603160075	TE REDUÇÃO CANHAO LONGO INJ.160X75 PN10	86.90
01021603160090	TE REDUÇÃO CANHAO LONGO INJ.160X90 PN16	89.60
01021603160090PN10	TE REDUÇÃO CANHAO LONGO INJ.160X90 PN10	76.10
01021603160110	TE REDUÇÃO CANHAO LONGO INJ.160X110	95.40
01021603180110	TE REDUÇÃO CANHAO LONGO INJ.180X110	136.00
01021603200063	TE REDUÇÃO CANHAO LONGO INJ.200X63	150.00
01021603200090	TE REDUÇÃO CANHAO LONGO INJ.200X90	155.00
01021603200110	TE REDUÇÃO CANHAO LONGO INJ.200X110	155.00
01021603200125	TE REDUÇÃO CANHAO LONGO INJ.200X125	160.00
01021603200160	TE REDUÇÃO CANHAO LONGO INJ.200X160	165.00
01021603225110	TE REDUÇÃO CANHAO LONGO INJ.225X110	205.00
01021603225160	TE REDUÇÃO CANHAO LONGO INJ.225X160	210.00
01021603250110	TE REDUÇÃO CANHAO LONGO INJ.250X110	360.00
01021603315110	TE REDUÇÃO CANHAO LONGO INJ.315X110	712.00
01021603315160	TE REDUÇÃO CANHAO LONGO INJ.315X160	655.00

**TES RED.ELECTOSOLDAVEIS**

01021604040032	TE REDUÇÃO ELECTOSOLDAVEL 40X32	11.60
01021604050032	TE REDUÇÃO ELECTOSOLDAVEL 50X32	15.55
01021604050040	TE REDUÇÃO ELECTOSOLDAVEL 50X40	15.55
01021604063032	TE REDUÇÃO ELECTOSOLDAVEL 63X32	16.20
01021604063040	TE REDUÇÃO ELECTOSOLDAVEL 63X40	16.20
01021604063050	TE REDUÇÃO ELECTOSOLDAVEL 63X50	16.20
01021604090063	TE REDUÇÃO ELECTOSOLDAVEL 90X63	34.70
01021604110063	TE REDUÇÃO ELECTOSOLDAVEL 110X63	41.80
01021604110090	TE REDUÇÃO ELECTOSOLDAVEL 110X90	41.80
01021604160090	TE REDUÇÃO ELECTOSOLDAVEL 160X90	107.80
01021604160125	TE REDUÇÃO ELECTOSOLDAVEL 160X125	107.80

**TES RED.TOPO A TOPO SEGMENTADOS**

010216050200063	TE REDUÇÃO TOPO A TOPO SEGMENT.200x63	201.43
010216050200110	TE REDUÇÃO TOPO A TOPO SEGMENT.200x110	201.43
010216050280110	TE REDUÇÃO TOPO A TOPO SEGMENT.280x110	317.55
010216050355063	TE REDUÇÃO TOPO A TOPO SEGMENT.355X63	460.62
01021605040006316	TE REDUÇÃO TOPO/TOPO PN16 SEGMENT.400x63	807.59
010216050400090	TE REDUÇÃO TOPO A TOPO SEGMENT.400x90	575.80
010216050400110	TE REDUÇÃO TOPO A TOPO SEGMENT.400x110	575.80
01021605040011016	TE REDUÇÃO TOPO/TOPO PN16 SEGMENT.400x110	807.59
0102160504500090	TE RED. TOPO A TOPO SEGMENT.PN16 450x90	1057.2
010216050500110	TE REDUÇÃO TOPO A TOPO SEGMENT.500x110	910.78

**TES SIMPLES ELECTROSOLDAVEIS**

01021601020	TE ELETROSOLD.EM 2 EXT.PE100 20	12.10
01021601025	TE ELETROSOLD.EM 2 EXT.PE100 25	12.10
01021601032	TE ELETROSOLD.EM 2 EXT.PE100 32	12.10
01021601040	TE ELETROSOLD.EM 2 EXT.PE100 40	15.50
01021601050	TE ELETROSOLD.EM 2 EXT.PE100 50	16.10
01021601063	TE ELETROSOLD.EM 2 EXT.PE100 63	16.70
01021601075	TE ELETROSOLD.EM 3 EXT.PE100 75	30.80
01021601090	TE ELETROSOLD.EM 3 EXT.PE100 90	32.95
010216010902	TE ELETROSOLD.EM 2 EXT.PE100 90	30.60



01021601110	TE ELETROSOLD.EM 2 EXT.PE100 110	52.10
01021601125	TE ELETROSOLD.EM 2 EXT.PE100 125	66.30
01021601160	TE ELETROSOLD.EM 2 EXT.PE100 160	110.00
01021601180	TE ELETROSOLD.EM 3 EXT.PE100 180	185.00
01021601200	TE ELETROSOLD.EM 3 EXT.PE100 200	209.00

**TES TOPO A TOPO SEGMENTADOS**

0102160610250	TE TOPO A TOPO SEGMENT.250 PN10	300.58
0102160610355	TE TOPO A TOPO SEGMENT.355 PN10	495.89

**TES ENCAIXE RAPIDO****TES 90. C/ROSC.F.ENCAIXE RAPIDO PPG P-10**

01020403020012	TE 90. C/R.F ENC.RAP.20X1/2X20	1.82
01020403025034	TE 90. C/R.F ENC.RAP.25X3/4X25	1.90
01020403032034	TE 90. C/R.F ENC.RAP.32X3/4X32	2.86
01020403032100	TE 90. C/R.F ENC.RAP.32X1X32	2.30
01020403040114	TE 90. C/R.F ENC.RAP.40X11/4X40	4.80
01020403050112	TE 90. C/R.F ENC.RAP.50X11/2X50	7.42
01020403063200	TE 90. C/R.F ENC.RAP.63X2X63	8.20
01020403075212	TE 90. C/R.F ENC.RAP.75X21/2X75	13.90
01020403090300	TE 90. C/R.F ENC.RAP.90X3X90	21.74
01020403110400	TE 90. C/R.F ENC.RAP.110X4X110	40.92

**TES 90. C/ROSC.MACHO ENCAIXE RAPIDO PPG**

01020404020012	TE 90. C/ROSC.M ENC.RAP.20X1/2X20	1.15
01020404025034	TE 90. C/ROSC.M ENC.RAP.25X3/4X25	1.40
01020404032100	TE 90. C/ROSC.M ENC.RAP.32X1X32	3.08
01020404040114	TE 90. C/ROSC.M ENC.RAP.40X11/4X40	5.39
01020404050112	TE 90. C/ROSC.M ENC.RAP.50X11/2X50	7.42
01020404063200	TE 90. C/ROSC.M ENC.RAP.63X2X63	6.87
01020404090300	TE 90. C/ROSC.M ENC.RAP.90X3X90	21.38
01020404110400	TE 90. C/ROSC.M ENC.RAP.110X4X110	33.80

**TES 90. REDUCAO ENCAIXE RAPIDO PPG P-17**

01020402020016	TE 90. RED.ENCAIXE RAPIDO 20X16	1.39
01020402025020	TE 90. RED.ENCAIXE RAPIDO 25X20	3.02
01020402032025	TE 90. RED.ENCAIXE RAPIDO 32X25	3.06
01020402040032	TE 90. RED.ENCAIXE RAPIDO 40X32	4.23
01020402050032	TE 90. RED.ENCAIXE RAPIDO 50X32	10.23
01020402050040	TE 90. RED.ENCAIXE RAPIDO 50X40	6.37
01020402063050	TE 90. RED.ENCAIXE RAPIDO 63X50	10.23
01020402075063	TE 90. RED.ENCAIXE RAPIDO 75X63	15.05
01020402090075	TE 90. RED.ENCAIXE RAPIDO 90X75	40.00

**TES 90. SIMPLES ENCAIXE RAPIDO PPG P-12**

01020401016	TE 90. SIMPLES ENC.RAPIDO 16	1.32
01020401020	TE 90. SIMPLES ENC.RAPIDO 20	1.73
01020401025	TE 90. SIMPLES ENC.RAPIDO 25	2.98
01020401032	TE 90. SIMPLES ENC.RAPIDO 32	2.94
01020401040	TE 90. SIMPLES ENC.RAPIDO 40	4.88
01020401050	TE 90. SIMPLES ENC.RAPIDO 50	6.74
01020401063	TE 90. SIMPLES ENC.RAPIDO 63	9.66
01020401075	TE 90. SIMPLES ENC.RAPIDO 75	17.26
01020401090	TE 90. SIMPLES ENC.RAPIDO 90	25.97
01020401110	TE 90. SIMPLES ENC.RAPIDO 110	58.30

**TES ENCAIXE RAPIDO L****TES 90. C/ROSC.FEMEA ENCAIXE RAP.LATAO**

01020902020012	TE 90. C/ROSC.F ENC.RAP.LAT.20X1/2	5.24
01020902025034	TE 90. C/ROSC.F ENC.RAP.LAT.25X3/4	8.18
01020902032100	TE 90. C/ROSC.FE.ENC.RAP.LAT.32X1	12.79
01020902040114	TE 90. C/ROSC.F ENC.RAP.LAT.40X11/4	17.55
01020902050112	TE 90. C/ROSC.F ENC.RAP.LAT.50X11/2	28.64
01020902063200	TE 90. C/ROSC.F ENC.RAP.LAT.63X2	40.79





**TES 90. SIMPLES ENCAIXE RAPIDO LATAO**

01020901020	TE 90. SIMPLES ENC.RAPIDO LATAO 20	7.09
01020901025	TE 90. SIMPLES ENC.RAPIDO LATAO 25	9.13
01020901032	TE 90. SIMPLES ENC.RAPIDO LATAO 32	15.66
01020901040	TE 90. SIMPLES ENC.RAPIDO LATAO 40	25.65
01020901050	TE 90. SIMPLES ENC.RAPIDO LATAO 50	31.39
01020901063	TE 90. SIMPLES ENC.RAPIDO LATAO 63	49.23

**TOMADAS CARGA ELECTR****TOMADAS CARGA C/SAIDA 32 OU 63 ELECTROS.**

0102190132050	TOMADA SIMPLES ELECT.C/SAIDA 32MM 50	SobConsulta
0102190132063	TOMADA SIMPLES ELECT.C/SAIDA 32MM 63	24.00
0102190132075	TOMADA SIMPLES ELECT.C/SAIDA 32MM 75	24.50
0102190132090	TOMADA SIMPLES ELECT.C/SAIDA 32MM 90	25.00
0102190132110	TOMADA SIMPLES ELECT.C/SAIDA 32MM 110	25.55
0102190132125	TOMADA SIMPLES ELECT.C/SAIDA 32MM 125	28.15
0102190132140	TOMADA SIMPLES ELECT.C/SAIDA 32MM 140	32.80
0102190132160	TOMADA SIMPLES ELECT.C/SAIDA 32MM 160	37.15
0102190132180	TOMADA SIMPLES ELECT.C/SAIDA 32MM 180	39.00
0102190132200	TOMADA SIMPLES ELECT.C/SAIDA 32MM 200	52.40
0102190132225	TOMADA SIMPLES ELECT.C/SAIDA 32MM 225	147.10
0102190132250	TOMADA SIMPLES ELECT.C/SAIDA 32MM 250	60.10
0102190132280	TOMADA SIMPLES ELECT.C/SAIDA 32MM 280	64.00
0102190132315	TOMADA SIMPLES ELECT.C/SAIDA 32MM 315	70.50
0102190140090	TOMADA SIMPLES ELECT.C/SAIDA 40MM 90	31.75
0102190140110	TOMADA SIMPLES ELECT.C/SAIDA 40MM 110	36.20
0102190150063	TOMADA SIMPLES ELECT.C/SAIDA 50MM 63	28.95
0102190150075	TOMADA SIMPLES ELECT.C/SAIDA 50MM 75	30.35
0102190150090	TOMADA SIMPLES ELECT.C/SAIDA 50MM 90	31.75
0102190150110	TOMADA SIMPLES ELECT.C/SAIDA 50MM 110	36.20
0102190163090	TOMADA SIMPLES ELECT.C/SAIDA 63MM 90	27.50
0102190163110	TOMADA SIMPLES ELECT.C/SAIDA 63MM 110	28.15
0102190163125	TOMADA SIMPLES ELECT.C/SAIDA 63MM 125	30.90
0102190163140	TOMADA SIMPLES ELECT.C/SAIDA 63MM 140	107.39
0102190163160	TOMADA SIMPLES ELECT.C/SAIDA 63MM 160	40.75
0102190163180	TOMADA SIMPLES ELECT.C/SAIDA 63MM 180	42.80
0102190163200	TOMADA SIMPLES ELECT.C/SAIDA 63MM 200	52.40
0102190163225	TOMADA SIMPLES ELECT.C/SAIDA 63MM 225	88.00
0102190163250	TOMADA SIMPLES ELECT.C/SAIDA 63MM 250	66.85
0102190163280	TOMADA SIMPLES ELECT.C/SAIDA 63MM 280	70.60
0102190163315	TOMADA SIMPLES ELECT.C/SAIDA 63MM 315	85.50
0102190171100160	TOMADA SIMPLES ELECT.C/SAIDA 110MM 160	115.10
010219017110315	TOMADA SIMPLES ELECT.C/SAIDA 110MM 315	148.70
0102190190225	TOMADA SIMPLES ELECT.C/SAIDA 90MM 225	140.55
0102190190250	TOMADA SIMPLES ELECT.C/SAIDA 90MM 250	154.80

**TOMADAS CARGA C/SELA ELECTROSOLDAVEIS**

01021902040020	TOMADA CARGA C/SELA ELECT.PE100 40X20	39.67
01021902040025	TOMADA CARGA C/SELA ELECT.PE100 40X25	39.67
01021902050020	TOMADA CARGA C/SELA ELECT.PE100 50X20	50.62
01021902050025	TOMADA CARGA C/SELA ELECT.PE100 50X25	50.62
01021902050032	TOMADA CARGA C/SELA ELECT.PE32 50X32	50.62
01021902063020	TOMADA CARGA C/SELA ELECT.PE100 63X20	34.80
01021902063025	TOMADA CARGA C/SELA ELECT.PE100 63X25	34.80
01021902063032	TOMADA CARGA C/SELA ELECT.PE100 63X32	34.80
01021902075032	TOMADA CARGA C/SELA ELECT.PE100 75X32	60.70
01021902075050	TOMADA CARGA C/SELA ELECT.PE100 75X50	SobConsulta
01021902075063	TOMADA CARGA C/SELA ELECT.PE32 75X63	SobConsulta
01021902090032	TOMADA CARGA C/SELA ELECT.PE100 90X32	56.20
01021902090050	TOMADA CARGA C/SELA ELECT.PE100 90X50	39.60
01021902090063	TOMADA CARGA C/SELA ELECT.PE100 90X63	60.50



01021902110032	TOMADA CARGA C/SELA ELECT.PE100 110X32	38.10
01021902110050	TOMADA CARGA C/SELA ELECT.PE100 110X50	41.80
01021902110063	TOMADA CARGA C/SELA ELECT.PE100 110X63	57.85
01021902125032	TOMADA CARGA C/SELA ELECT.PE100 125X32	73.80
01021902125050	TOMADA CARGA C/SELA ELECT.PE100 125X50	45.00
01021902125063	TOMADA CARGA C/SELA ELECT.PE100 125X63	77.85
01021902140032	TOMADA CARGA C/SELA ELECT.PE100 140X32	109.50
01021902160032	TOMADA CARGA C/SELA ELECT.PE100 160X32	46.50
01021902160050	TOMADA CARGA C/SELA ELECT.PE100 160X50	49.00
01021902250032	TOMADA CARGA C/SELA ELECT.PE100 250X32	84.00
01021902250063	TOMADA CARGA C/SELA ELECT.PE100 250X63	84.00
01021902250090	TOMADA CARGA C/SELA ELECT.PE100 250X90	SobConsulta

**TOMADAS CARGA ELECTOS. C/VALVULA**

01021903090050	TOMADA CARGA C/VALV.ELECT.PE100 90X50	187.20
01021903090063	TOMADA CARGA C/VALV.ELECT.PE100 90X63	200.50
01021903110032	TOMADA CARGA C/VALV.ELECT.PE100 110X32	219.80

**UNIOES ENC.RAPIDO****UNIOES REDUCAO ENCAIXE RAPIDO PPG P-1**

010201022016	UNIAO RED.ENC.RAPIDO 20X16	1.06
010201022520	UNIAO RED.ENC.RAPIDO 25X20	1.54
010201023225	UNIAO RED.ENC.RAPIDO 32X25	1.88
010201024025	UNIAO RED.ENC.RAPIDO 40X25	4.18
010201024032	UNIAO RED.ENC.RAPIDO 40X32	3.34
010201025032	UNIAO RED.ENC.RAPIDO 50X32	4.60
010201025040	UNIAO RED.ENC.RAPIDO 50X40	5.39
010201026340	UNIAO RED.ENC.RAPIDO 63X40	4.71
010201026350	UNIAO RED.ENC.RAPIDO 63X50	6.25
010201027563	UNIAO RED.ENC.RAPIDO 75X63	14.85
010201029063	UNIAO RED.ENC.RAPIDO 90X63	16.25
010201029075	UNIAO RED.ENC.RAPIDO 90X75	19.25
010201029190	UNIAO RED.ENC.RAPIDO 110X90	27.54

**UNIOES SIMPLES ENCAIXE RAPIDO PPG P-0**

01020101016	UNIAO SIMPLES ENC.RAPIDO 16	0.96
01020101020	UNIAO SIMPLES ENC.RAPIDO 20	1.59
01020101025	UNIAO SIMPLES ENC.RAPIDO 25	1.66
01020101032	UNIAO SIMPLES ENC.RAPIDO 32	2.17
01020101040	UNIAO SIMPLES ENC.RAPIDO 40	3.36
01020101050	UNIAO SIMPLES ENC.RAPIDO 50	4.54
01020101063	UNIAO SIMPLES ENC.RAPIDO 63	6.28
01020101075	UNIAO SIMPLES ENC.RAPIDO 75	12.14
01020101090	UNIAO SIMPLES ENC.RAPIDO 90	17.72
01020101110	UNIAO SIMPLES ENC.RAPIDO 110	41.80

**UNIOES UNIVERSAL MULTIMATERIAIS ENC.RAP**

010201032428	UNIAO UNIVERSAL MULTIMAT. ENC.RAP.24-28	49.22
010201033135	UNIAO UNIVERSAL MULTIMAT. ENC.RAP.31-35	60.09
010201034043	UNIAO UNIVERSAL MULTIMAT. ENC.RAP.40-43	73.82
010201034851	UNIAO UNIVERSAL MULTIMAT. ENC.RAP.48-51	88.42
010201036064	UNIAO UNIVERSAL MULTIMAT. ENC.RAP.60-64	117.89

**UNIOES/ADAPT.ELECTRO****ADAPTADORES LONGOS PE LATAO ROSCA FEMEA**

01021706020020	ADAPTADOR LONGO R/F PE LATAO 20X1/2"	12.37
01021706025025	ADAPTADOR LONGO R/F PE LATAO 25X3/4"	13.90
01021706032032	ADAPTADOR LONGO R/F PE LATAO 32X1"	18.53
01021706040040	ADAPTADOR LONGO R/F PE LATAO 40X11/4"	23.94
01021706050050	ADAPTADOR LONGO R/F PE LATAO 50X11/2"	29.34
01021706063050	ADAPTADOR LONGO R/F PE LATAO 63X11/2"	47.10
01021706063063	ADAPTADOR LONGO R/F PE LATAO 63X2"	41.70
01021706075075	ADAPTADOR LONGO R/F PE LATAO 75X21/2"	75.68
01021706090090	ADAPTADOR LONGO R/F PE LATAO 90X3"	89.89



01021706110110	ADAPTADOR LONGO R/F PE LATAO 110X4"	132.67
01021706125110	ADAPTADOR LONGO R/F PE LATAO 125X4"	138.74

**ADAPTADORES LONGOS PE LATAO ROSCA MACHO**

01021705020020	ADAPTADOR LONGO R/M PE LATAO 20X1/2"	13.02
01021705025025	ADAPTADOR LONGO R/M PE LATAO 25X3/4"	14.40
01021705032032	ADAPTADOR LONGO R/M PE LATAO 32X1"	18.53
01021705040040	ADAPTADOR LONGO R/M PE LATAO 40X11/4"	23.94
01021705050040	ADAPTADOR LONGO R/M PE LATAO 50X11/4"	34.90
01021705050050	ADAPTADOR LONGO R/M PE LATAO 50X11/2"	29.34
01021705063050	ADAPTADOR LONGO R/M PE LATAO 63X11/2"	47.10
01021705063063	ADAPTADOR LONGO R/M PE LATAO 63X2"	41.70
01021705075075	ADAPTADOR LONGO R/M PE LATAO 75X21/2"	85.67
01021705090090	ADAPTADOR LONGO R/M PE LATAO 90X3"	109.65
01021705110110	ADAPTADOR LONGO R/M PE LATAO 110X4"	150.83
01021705125110	ADAPTADOR LONGO R/M PE LATAO 125X4"	155.52

**ADAPTADORES PE LATAO ROSCA FEMEA LOUCA**

01021707025032	ADAPTADOR PE / LATAO FEMEA LOUCA 25X1	30.38
01021707040040	ADAPTADOR PE / LATAO FEMEA LOUCA 40X11/4	46.13
01021707063063	ADAPTADOR PE / LATAO FEMEA LOUCA 63X2	61.71

**UNIOES ELECTROSOLDAVEIS**

01021701020	UNIAO ELECTROSOLD.PE100 20	3.40
01021701025	UNIAO ELECTROSOLD.PE100 25	3.40
01021701032	UNIAO ELECTROSOLD.PE100 32	3.60
01021701040	UNIAO ELECTROSOLD.PE100 40	4.30
01021701050	UNIAO ELECTROSOLD.PE100 50	4.90
01021701063	UNIAO ELECTROSOLD.PE100 63	4.95
01021701075	UNIAO ELECTROSOLD.PE100 75	7.85
01021701090	UNIAO ELECTROSOLD.PE100 90	9.90
01021701110	UNIAO ELECTROSOLD.PE100 110	11.60
01021701125	UNIAO ELECTROSOLD.PE100 125	19.00
01021701140	UNIAO ELECTROSOLD.PE100 140	24.20
01021701160	UNIAO ELECTROSOLD.PE100 160	25.35
01021701180	UNIAO ELECTROSOLD.PE100 180	38.80
01021701200	UNIAO ELECTROSOLD.PE100 200	39.65
01021701225	UNIAO ELECTROSOLD.PE100 225	56.80
01021701250	UNIAO ELECTROSOLD.PE100 250	92.50
01021701280	UNIAO ELECTROSOLD.PE100 280	135.20
01021701315	UNIAO ELECTROSOLD.PE100 315	149.60
01021701355	UNIAO ELECTROSOLD.PE100 355	255.00
01021701400	UNIAO ELECTROSOLD.PE100 400	320.70
01021701450	UNIAO ELECTROSOLD.PN10 450	587.50
01021701500	UNIAO ELECTROSOLD.PE100 500	816.00

**VALVULAS EM PEAD****ACESSORIOS P/VALVULAS PE**

0102241001	EXTENSAO TELESCOPICA P/VALVULA PE	52.58
0102241003	HASTE DE MANOBRA P/VALVULA PE 32 A 125	SobConsulta
0102241004	CHAVE P/VALVULA PE 500MM	65.80
0102241005	CHAVE P/VALVULA PE 1200MM	73.35

**VALVULAS MACHO ESFERICAS P/GAS**

01022401020	VALVULA M ESFERICO PE100 20	54.00
01022401025	VALVULA M ESFERICO PE100 25	54.00
01022401032	VALVULA M ESFERICO PE100 32	54.00
01022401040	VALVULA M ESFERICO PE100 40	90.00
01022401050	VALVULA M ESFERICO PE100 50	100.80
01022401063	VALVULA M ESFERICO PE100 63	115.20
01022401090	VALVULA M ESFERICO PE100 90	205.20
01022401110	VALVULA M ESFERICO PE100 110	237.60
01022401160	VALVULA M ESFERICO PE100 160	633.60



**VALVULAS PE TIPO CUNHA P/AGUA**

01022403110 VALVULA EM PE100 P/AGUA FRIALOC DN110 SobConsulta

**VALVULAS MARE PEAD****PESOS INOX P/VALVULAS MARÉ**

010235030500 PESO EM INOX P/VALVULA DE MARE 500 SobConsulta

**VALVULA MARÉ MOD.NB**

01023502200 VALVULA DE MARÉ EM PEAD MOD.NB DN200 845.50

**VALVULAS DE MARÉ EM PEAD**

01023501500 VALVULA DE MARÉ EM PEAD DN500 SobConsulta

01023501630 VALVULA DE MARÉ EM PEAD DN630 SobConsulta

**ACESS.PVC RIGIDO PRESSAO (COLAR/ROS****ADAPTADORES PVC RIGI****ADAPTADORES CÔNICOS LISOS P/TUBO**

010616032016 ADAPTADOR LISO P/TUBO PVC 20X16 0.34

**ADAPTADORES CÔNICOS ROSCADOS P/TUBO PVC**

01061601020 ADAPTADOR CONICO ROSC.P/TUBO PVC 1/2 0.35

01061601025 ADAPTADOR CONICO ROSC.P/TUBO PVC 3/4 0.41

01061601032 ADAPTADOR CONICO ROSC.P/TUBO PVC 1 0.55

**ANILHAS P/PVC RIGIDO****ANILHAS REFORCO ACO INOX P/PVC RIGIDO**

01061201020 ANILHA REFOR.ACO INOX P/PVC RIG.1/2 0.08

01061201025 ANILHA REFOR.ACO INOX P/PVC RIG.3/4 0.09

01061201032 ANILHA REFOR.ACO INOX P/PVC RIG.1 0.21

01061201040 ANILHA REFOR.ACO INOX P/PVC RIG.11/4 0.14

01061201050 ANILHA REFOR.ACO INOX P/PVC RIG.11/2 0.15

01061201063 ANILHA REFOR.ACO INOX P/PVC RIG.2 0.20

**BRACADEIRAS PVC RIGI****BRACAD.PVC RIG.DUPLAS ROSCADAS C/REFORCO**

01061005032 ABRACADEIRA CLIP PP 32 0.57

01061005040 ABRACADEIRA CLIP PP 40 0.76

01061005050 ABRACADEIRA CLIP PP 50 0.90

01061005063 ABRACADEIRA CLIP PP 63 1.22

01061005075 ABRACADEIRA CLIP PP 75 2.12

01061005090 ABRACADEIRA CLIP PP 90 2.45

**BRACADEIRAS COLUNA PVC RIGIDO**

01061003063 BRACADEIRA COLUNA PVC RIG.63 0.88

01061003075 BRACADEIRA COLUNA PVC RIG.75 0.94

01061003090 BRACADEIRA COLUNA PVC RIG.90 1.12

01061003110 BRACADEIRA COLUNA PVC RIG.110 1.20

**BRACADEIRAS COLUNA ST1**

01061006063 BRACADEIRA COLUNA ST1 063 CZ 1.15

01061006075 BRACADEIRA COLUNA ST1 075 CZ 1.58

01061006090 BRACADEIRA COLUNA ST1 090 CZ 2.18

**BRACADEIRAS MOLA PVC RIGIDO**

01061002012 BRACADEIRA MOLA PVC RIG.12 0.04

01061002016 BRACADEIRA MOLA PVC RIG.16 0.05

01061002020 BRACADEIRA MOLA PVC RIG.20 0.12

01061002025 BRACADEIRA MOLA PVC RIG.25 0.10

01061002032 BRACADEIRA MOLA PVC RIG.32 0.32

01061002040 BRACADEIRA MOLA PVC RIG.40 0.34

01061002050 BRACADEIRA MOLA PVC RIG.50 0.38

**BRACADEIRAS PVC RIGI.ROSCADAS C/REFORCO**

01061001025020 BRACADEIRA ROSCADA C/REFORCO 25X1/2 1.00

01061001025025 BRACADEIRA ROSCADA C/REFORCO 25X3/4 1.00

01061001032020 BRACADEIRA ROSCADA C/REFORCO 32X1/2 1.12

01061001032025 BRACADEIRA ROSCADA C/REFORCO 32X3/4 1.12

01061001032032 BRACADEIRA ROSCADA C/REFORCO 32X1 1.12



01061001040020	BRACADEIRA ROSCADA C/REFORCO 40X1/2	1.22
01061001040025	BRACADEIRA ROSCADA C/REFORCO 40X3/4	1.22
01061001040032	BRACADEIRA ROSCADA C/REFORCO 40X1	1.22
01061001050020	BRACADEIRA ROSCADA C/REFORCO 50X1/2	1.40
01061001050025	BRACADEIRA ROSCADA C/REFORCO 50X3/4	1.40
01061001050032	BRACADEIRA ROSCADA C/REFORCO 50X1	1.40
01061001063020	BRACADEIRA ROSCADA C/REFORCO 63X1/2	2.00
01061001063025	BRACADEIRA ROSCADA C/REFORCO .63X3/4	2.00
01061001063032	BRACADEIRA ROSCADA C/REFORCO 63X1	2.12
01061001063050	BRACADEIRA ROSCADA C/REFORCO 63X11/2	2.38
01061001075020	BRACADEIRA ROSCADA C/REFORCO 75X1/2	3.06
01061001075025	BRACADEIRA ROSCADA C/REFORCO 75X3/4	3.06
01061001075032	BRACADEIRA ROSCADA C/REFORCO 75X1	3.06
01061001075050	BRACADEIRA ROSCADA C/REFORCO 75X11/2	3.06
01061001090020	BRACADEIRA ROSCADA C/REFORCO 90X1/2	3.94
01061001090025	BRACADEIRA ROSCADA C/REFORCO 90X3/4	3.94
01061001090032	BRACADEIRA ROSCADA C/REFORCO 90X1	3.94
01061001090040	BRACADEIRA ROSCADA C/REFORCO 90X11/4	3.94
01061001090050	BRACADEIRA ROSCADA C/REFORCO 90X11/2	3.94
01061001110020	BRACADEIRA ROSCADA C/REFORCO 110X1/2	4.56
01061001110025	BRACADEIRA ROSCADA C/REFORCO 110X3/4	4.56
01061001110032	BRACADEIRA ROSCADA C/REFORCO 110X1	4.56
01061001110050	BRACADEIRA ROSCADA C/REFOR.110X11/2	4.56
01061001110063	BRACADEIRA ROSCADA C/REFORCO 110X2	4.56
01061001125032	BRACADEIRA ROSCADA C/REFORCO 125X1	7.18
01061001125050	BRACADEIRA ROSCADA C/REFORCO 125X11/2	7.18
01061001125063	BRACADEIRA ROSCADA C/REFORCO 125X2	7.18
01061001140032	BRACADEIRA ROSCADA C/REFORCO 140X1	8.30
01061001140050	BRACADEIRA ROSCADA C/REFORCO 140X11/2	8.30
01061001140063	BRACADEIRA ROSCADA C/REFORCO 140X2	9.55
01061001140090	BRACADEIRA ROSCADA C/REFORCO 140X3	12.72
01061001160032	BRACADEIRA ROSCADA C/REFORCO 160X1	13.52
01061001160050	BRACADEIRA ROSCADA C/REFORCO 160X11/2	13.52
01061001160063	BRACADEIRA ROSCADA C/REFORCO 160X2	13.52
01061001160090	BRACADEIRA ROSCADA C/REFORCO 160X3	18.29
01061001200032	BRACADEIRA ROSCADA C/REFORCO 200X1	39.47
01061001200063	BRACADEIRA ROSCADA C/REFORCO 200X2	39.47
01061001200090	BRACADEIRA ROSCADA C/REFORCO 200X3	48.55
01061001315040	BRACADEIRA ROSCADA C/REFORCO 315X11/4	66.15

**FECHOS P/ABRACADEIRAS MOLA PVC RIGIDO**

01061004012	FECHO P/ABRAC.MOLA PVC RIG.12	SobConsulta
01061004016	FECHO P/ABRAC.MOLA PVC RIG.16	SobConsulta
01061004020	FECHO P/ABRAC.MOLA PVC RIG.20	SobConsulta
01061004025	FECHO P/ABRAC.MOLA PVC RIG.25	SobConsulta
01061004032	FECHO P/ABRAC.MOLA PVC RIG.32	0.08
01061004040	FECHO P/ABRAC.MOLA PVC RIG.40	0.10
01061004050	FECHO P/ABRAC.MOLA PVC RIG.50	0.15

**CASQ.DUPLOS PVC RIG****CASQUILHOS DUPLOS PVC RIGIDO ROSCADOS**

01060501020	CASQ.DUPLO PVC RIG.ROSC.1/2	0.40
01060501025	CASQ.DUPLO PVC RIG.ROSC.3/4	0.48
01060501032	CASQ.DUPLO PVC RIG.ROSC.1	0.69
01060501040	CASQ.DUPLO PVC RIG.ROSC.11/4	0.95
01060501050	CASQ.DUPLO PVC RIG.ROSC.11/2	1.48
01060501063	CASQ.DUPLO PVC RIG.ROSC.2	2.02
01060501075	CASQ.DUPLO PVC RIG.ROSC.21/2	3.72
01060501090	CASQ.DUPLO PVC RIG.ROSC.3	6.79
01060501110	CASQ.DUPLO PVC RIG.ROSC.4	8.16

**CASQUILHOS DUPLOS REDUCAO PVC RIGIDO**

+351 244 800 160  
+351 244 802 323



geral@canalcentro.pt  
info@canalcentro.pt



R. do Bailadouro s/nº,  
2410-211 Pousos

01060502025020	CASQ.DUPLO RED.PVC RIG.3/4X1/2	0.57
01060502032020	CASQ.DUPLO RED.PVC RIG.1X1/2	0.79
01060502032025	CASQ.DUPLO RED.PVC RIG.1X3/4	0.89
01060502040032	CASQ.DUPLO RED.PVC RIG.11/4X1	1.10
01060502050040	CASQ.DUPLO RED.PVC RIG.11/2X11/4	1.40
01060502063050	CASQ.DUPLO RED.PVC RIG.2X11/2	2.44
01060502075063	CASQ.DUPLO RED.PVC RIG.21/2X2	2.54

**COLARINHOS & FLANGES****COLARINHOS C/CAIXA PVC RIGIDO COLAR**

01060800250	COLARINHO C/CAIXA PVC RIG.COLAR 250	55.41
-------------	-------------------------------------	-------

**COLARINHOS ESTRIADOS PVC RIGIDO COLAR**

01060801020	COLARINHO ESTRIADO PVC RIG. COLAR 20	0.88
01060801025	COLARINHO ESTRIADO PVC RIG. COLAR 25	0.88
01060801032	COLARINHO ESTRIADO PVC RIG. COLAR 32	1.00
01060801040	COLARINHO ESTRIADO PVC RIG.COLAR 40	1.19
01060801050	COLARINHO ESTRIADO PVC RIG.COLAR 50	1.77
01060801063	COLARINHO ESTRIADO PVC RIG.COLAR 63	1.94
01060801075	COLARINHO ESTRIADO PVC RIG.COLAR 75	1.71
01060801090	COLARINHO ESTRIADO PVC RIG.COLAR 90	3.58
01060801110	COLARINHO ESTRIADO PVC RIG.COLAR 110	4.72
01060801125	COLARINHO ESTRIADO PVC RIG.COLAR 125	6.27
01060801140	COLARINHO ESTRIADO PVC RIG.COLAR 140	12.20
01060801160	COLARINHO ESTRIADO PVC RIG.COLAR 160	12.60
01060801200	COLARINHO ESTRIADO PVC RIG.COLAR 200	18.71
01060801225	COLARINHO ESTRIADO PVC RIG.COLAR 225	22.25
01060801250	COLARINHO ESTRIADO PVC RIG.COLAR 250	55.41
01060801315	COLARINHO ESTRIADO PVC RIG.COLAR 315	78.60
01060801400	COLARINHO ESTRIADO PVC RIG.COLAR 400	189.77

**FLANGES CEGAS PVC RIGIDO**

01060804063	FLANGE CEGA PVC RIG.63	5.40
01060804090	FLANGE CEGA PVC RIG.90	9.59
01060804110	FLANGE CEGA PVC RIG.110	12.35
01060804160	FLANGE CEGA PVC RIG.160	38.00
01060804200	FLANGE CEGA PVC RIG.200	50.04

**FLANGES LIVRES PVC RIGIDO**

01060802020	FLANGE LIVRE PVC RIG.20	1.95
01060802025	FLANGE LIVRE PVC RIG.25	2.13
01060802032	FLANGE LIVRE PVC RIG.32	2.39
01060802040	FLANGE LIVRE PVC RIG.40	3.00
01060802050	FLANGE LIVRE PVC RIG.50	3.10
01060802063	FLANGE LIVRE PVC RIG.63	3.30
01060802075	FLANGE LIVRE PVC RIG.75	3.45
01060802090	FLANGE LIVRE PVC RIG.90	3.55
01060802110	FLANGE LIVRE PVC RIG.110	5.90
01060802125	FLANGE LIVRE PVC RIG.125	8.66
01060802140	FLANGE LIVRE PVC RIG.140	10.45
01060802140125	FLANGE LIVRE PVC RIG.140/125	13.32
01060802160	FLANGE LIVRE PVC RIG.160	14.45
01060802200	FLANGE LIVRE PVC RIG.200	28.99
01060802225	FLANGE LIVRE PVC RIG.225	28.99
01060802250	FLANGE LIVRE PVC RIG.250	28.08
01060802315	FLANGE LIVRE PVC RIG.315	67.82
01060802400	FLANGE LIVRE PVC RIG.400	145.36

**PONTAS ABOCARDADAS PVC RIGIDO**

01060803063	PONTA ABOCARDADA PVC RIG.63	2.38
01060803075	PONTA ABOCARDADA PVC RIG.75	4.68
01060803090	PONTA ABOCARDADA PVC RIG.90	5.66
01060803110	PONTA ABOCARDADA PVC RIG.110	7.57

**CRUZETAS PVC RIGIDO**

+351 244 800 160  
+351 244 802 323



geral@canalcentro.pt  
info@canalcentro.pt



R. do Bailadouro s/nº,  
2410-211 Pousos





**CRUZETAS PVC RIGIDO COLAR**

01060601032	CRUZETA PVC RIG.COLAR 32	1.84
01060601040	CRUZETA PVC RIG.COLAR 40	2.79
01060601050	CRUZETA PVC RIG.COLAR 50	3.24
01060601063	CRUZETA PVC RIG.COLAR 63	5.86
01060601090	CRUZETA PVC RIG.COLAR 90	11.03
01060601110	CRUZETA PVC RIG.COLAR 110	16.56

**CURVAS PVC RIGIDO****CURVAS PVC RIGIDO COLAR 90.**

01061301020	CURVA PVC RIG.COLAR 90 20	2.62
01061301025	CURVA PVC RIG.COLAR 90 25	2.93
01061301032	CURVA PVC RIG.COLAR 90 32	4.73
01061301040	CURVA PVC RIG.COLAR 90 40	2.69
01061301050	CURVA PVC RIG.COLAR 90 50	4.55
01061301063	CURVA PVC RIG.COLAR 90 63	6.62
01061301075	CURVA PVC RIG.COLAR 90 75	14.76
01061301090	CURVA PVC RIG.COLAR 90 90	25.16
01061301110	CURVA PVC RIG.COLAR 90 110	40.73
01061301160	CURVA PVC RIG.COLAR 90 160	87.00

**JOELHOS PVC RIGIDO****JOELHOS PVC RIGIDO COLAR 45.**

01060104020	JOELHO PVC RIGIDO COLAR 45 20	0.32
01060104025	JOELHO PVC RIGIDO COLAR 45 25	0.35
01060104032	JOELHO PVC RIGIDO COLAR 45 32	0.52
01060104040	JOELHO PVC RIGIDO COLAR 45 40	0.65
01060104050	JOELHO PVC RIGIDO COLAR 45 50	0.87
01060104063	JOELHO PVC RIGIDO COLAR 45 63	1.49
01060104075	JOELHO PVC RIGIDO COLAR 45 75	3.02
01060104090	JOELHO PVC RIGIDO COLAR 45 90	4.13
01060104110	JOELHO PVC RIGIDO COLAR 45 110	8.02
01060104125	JOELHO PVC RIGIDO COLAR 45 125	12.14
01060104140	JOELHO PVC RIGIDO COLAR 45 140	20.25
01060104160	JOELHO PVC RIGIDO COLAR 45 160	24.99
01060104200	JOELHO PVC RIGIDO COLAR 45 200	35.59
01060104225	JOELHO PVC RIGIDO COLAR 45 225	48.20
01060104250	JOELHO PVC RIGIDO COLAR 45 250	143.38
01060104315	JOELHO PVC RIGIDO COLAR 45 315	204.00

**JOELHOS PVC RIGIDO COLAR 90.**

01060103020	JOELHO PVC RIGIDO COLAR 90 20	0.24
01060103025	JOELHO PVC RIGIDO COLAR 90 25	0.29
01060103032	JOELHO PVC RIGIDO COLAR 90 32	0.47
01060103040	JOELHO PVC RIGIDO COLAR 90 40	0.71
01060103050	JOELHO PVC RIGIDO COLAR 90 50	1.03
01060103063	JOELHO PVC RIGIDO COLAR 90 63	1.55
01060103075	JOELHO PVC RIGIDO COLAR 90 75	2.89
01060103090	JOELHO PVC RIGIDO COLAR 90 90	4.60
01060103110	JOELHO PVC RIGIDO COLAR 90 110	8.22
01060103125	JOELHO PVC RIGIDO COLAR 90 125	12.96
01060103140	JOELHO PVC RIGIDO COLAR 90 140	29.39
01060103160	JOELHO PVC RIGIDO COLAR 90 160	30.50
01060103200	JOELHO PVC RIGIDO COLAR 90 200	39.30
01060103225	JOELHO PVC RIGIDO COLAR 90 225	59.33
01060103250	JOELHO PVC RIGIDO COLAR 90 250	137.28
01060103315	JOELHO PVC RIGIDO COLAR 90 315	315.18

**JOELHOS PVC RIGIDO ROSCADOS 45.**

01060102020	JOELHO PVC RIGIDO ROSC.45 1/2	1.90
01060102025	JOELHO PVC RIGIDO ROSC.45 3/4	2.11
01060102032	JOELHO PVC RIGIDO ROSC.45 1	2.55
01060102040	JOELHO PVC RIGIDO ROSC.45 1 1/4	3.40



+351 244 800 160  
+351 244 802 323



geral@canalcentro.pt  
info@canalcentro.pt



R. do Bailadouro s/nº,  
2410-211 Pousos



01060102050	JOELHO PVC RIGIDO ROSC.45 11/2	4.36
01060102063	JOELHO PVC RIGIDO ROSC.45 2	6.45
01060102075	JOELHO PVC RIGIDO ROSC.45 21/2	13.97
01060102090	JOELHO PVC RIGIDO ROSC.45 3	17.51

**JOELHOS PVC RIGIDO ROSCADOS 90.**

01060101020	JOELHO PVC RIGIDO ROSC.90 1/2	0.97
01060101025	JOELHO PVC RIGIDO ROSC.90 3/4	0.99
01060101032	JOELHO PVC RIGIDO ROSC.90 1	0.92
01060101040	JOELHO PVC RIGIDO ROSC.90 11/4	1.42
01060101050	JOELHO PVC RIGIDO ROSC.90 11/2	2.55
01060101063	JOELHO PVC RIGIDO ROSC.90 2	3.42
01060101075	JOELHO PVC RIGIDO ROSC.90 21/2	8.23
01060101090	JOELHO PVC RIGIDO ROSC.90 3	16.23
01060101110	JOELHO PVC RIGIDO ROSC.90 4	23.66

**JOELHOS TRANSICAO PVC RIGIDO 90.**

01060105020020	JOELHO TRANS.PVC RIGIDO 90 20X1/2	0.52
01060105025025	JOELHO TRANS.PVC RIGIDO 90 25X3/4	0.57
01060105032032	JOELHO TRANS.PVC RIGIDO 90 32X1	0.74
01060105040040	JOELHO TRANS.PVC RIGIDO 90 40X11/4	1.26
01060105050050	JOELHO TRANS.PVC RIGIDO 90 50X11/2	1.72
01060105063063	JOELHO TRANS.PVC RIGIDO 90 63X2	2.09
01060105075075	JOELHO TRANS.PVC RIGIDO 90 75X21/2	9.90
01060105090090	JOELHO TRANS.PVC RIGIDO 90 90X3	12.57
01060105110110	JOELHO TRANS.PVC RIGIDO 90 110X4	18.51

**JOELHOS TRANSICAO PVC RIGIDO F/M 90.**

01060106032032	JOELHO TRANS.PVC RIGIDO 90 F/M 32X1	1.04
----------------	-------------------------------------	------

**JUNCOES S/C PVC RIGI****JUNCOES P/PISCINAS PVC RIGIDO**

01060304050050	JUNCAO F/M P/PISCINAS PVC 50X1 1/2	3.02
01060304063063	JUNCAO F/M P/PISCINAS PVC 63X2	3.90

**JUNCOES PVC RIGIDO COLAR**

01060302020	JUNCAO PVC RIG.COLAR 20	1.29
01060302025	JUNCAO PVC RIG.COLAR 25	1.58
01060302032	JUNCAO PVC RIG.COLAR 32	1.60
01060302040	JUNCAO PVC RIG.COLAR 40	2.42
01060302050	JUNCAO PVC RIG.COLAR 50	3.01
01060302063	JUNCAO PVC RIG.COLAR 63	4.43
01060302075	JUNCAO PVC RIG.COLAR 75	17.16
01060302090	JUNCAO PVC RIG.COLAR 90	22.06
01060302110	JUNCAO PVC RIG.COLAR 110	27.93

**JUNCOES PVC RIGIDO ROSCADAS**

01060301020	JUNCAO PVC RIG.ROSC.1/2	1.36
01060301025	JUNCAO PVC RIG.ROSC.3/4	1.79
01060301032	JUNCAO PVC RIG.ROSC.1	3.49
01060301040	JUNCAO PVC RIG.ROSC.11/4	3.49
01060301050	JUNCAO PVC RIG.ROSC.11/2	4.81
01060301063	JUNCAO PVC RIG.ROSC.2	18.46
01060301075	JUNCAO PVC RIG.ROSC.21/2	25.36
01060301090	JUNCAO PVC RIG.ROSC.3	27.32

**JUNCOES TRANSICAO PVC RIGIDO**

01060303020020	JUNCAO TRANS.PVC RIG.20X1/2	1.11
01060303020025	JUNCAO TRANS.PVC RIG.20X3/4	1.22
01060303025025	JUNCAO TRANS.PVC RIG.25X3/4	1.38
01060303032032	JUNCAO TRANS.PVC RIG.32X1	1.82
01060303040040	JUNCAO TRANS.PVC RIG.40X11/4	2.00
01060303050050	JUNCAO TRANS.PVC RIG.50X11/2	3.05
01060303063063	JUNCAO TRANS.PVC RIG.63X2	4.35
01060303075075	JUNCAO TRANS.PVC RIG.75X21/2	30.30



+351 244 800 160  
+351 244 802 323



geral@canalcentro.pt  
info@canalcentro.pt



R. do Bailadouro s/nº,  
2410-211 Pousos



01060303090090	JUNCAO TRANS.PVC RIG.90X3	28.93
01060303110110	JUNCAO TRANS.PVC RIG.110X4	33.06
<b>PASSA MUROS PP</b>		
<b>PASSA-MUROS PP</b>		
01061501020	PASSA MURO PP 1/2"	1.64
01061501025	PASSA MURO PP 3/4"	1.87
01061501032	PASSA MURO PP 1"	3.10
01061501040	PASSA MURO PP 1 1/4"	3.74
01061501050	PASSA MURO PP 1 1/2"	4.48
01061501063	PASSA MURO PP 2"	5.20
<b>PORCAS BATENTE ESTRIADA</b>		
01061503110	PORCA BATENTE ESTRIADA 2"	2.47
<b>PORCAS BATENTE OITAVA PVC</b>		
01061502020	PORCA BATENTE OITAVA PVC 1/2	0.44
01061502025	PORCA BATENTE OITAVA PVC 3/4	0.50
01061502110	PORCA BATENTE OITAVADA 2	3.11
<b>PASSA-MUROS PVC</b>		
<b>PASSA-MUROS EM PVC</b>		
01061500063	PASSA MURO DUPLO PVC 2"	7.97
<b>PONTAS TUBO ROSC.PP</b>		
<b>PONTAS TUBO ROSC.PP</b>		
01064501020075	PONTA TUBO ROSC.PP H1/2X75 MM	0.42
<b>RECORDS PVC RIGIDO</b>		
<b>RECORDS PVC RIGIDO COLAR</b>		
01061102020	RECORD PVC RIG.COLAR 20	0.40
01061102032025	RECORD PVC RIG.COLAR 32X25	0.56
<b>RECORDS PVC RIGIDO ROSCAR MACHO</b>		
01061101010	RECORD PVC RIG.ROSC.M 3/8	0.87
01061101020	RECORD PVC RIG.ROSC.M 1/2	0.60
01061101025	RECORD PVC RIG.ROSC.M 3/4	0.65
01061101032	RECORD PVC RIG.ROSC.M 1	0.82
01061101040	RECORD PVC RIG.ROSC.M 1 1/4	0.98
01061101050	RECORD PVC RIG.ROSC.M 1 1/2	1.15
01061101063	RECORD PVC RIG.ROSC.M 2	1.31
<b>REDUCOES PVC RIGIDO</b>		
<b>REDUCOES CURTAS PVC RIGIDO COLAR</b>		
01060901025X020	RED.CURTA PVC RIG.COLAR 25X20	0.25
01060901032X020	RED.CURTA PVC RIG.COLAR 32X20	0.26
01060901032X025	RED.CURTA PVC RIG.COLAR 32X25	0.26
01060901040X025	RED.CURTA PVC RIG.COLAR 40X25	0.40
01060901040X032	RED.CURTA PVC RIG.COLAR 40X32	0.40
01060901050X032	RED.CURTA PVC RIG.COLAR 50X32	0.45
01060901050X040	RED.CURTA PVC RIG.COLAR 50X40	0.69
01060901063X032	RED.CURTA PVC RIG.COLAR 63X32	0.69
01060901063X040	RED.CURTA PVC RIG.COLAR 63X40	0.69
01060901063X050	RED.CURTA PVC RIG.COLAR 63X50	0.69
01060901075X040	RED.CURTA PVC RIG.COLAR 75X40	1.03
01060901075X050	RED.CURTA PVC RIG.COLAR 75X50	1.14
01060901075X063	RED.CURTA PVC RIG.COLAR 75X63	1.96
01060901090X050	RED.CURTA PVC RIG.COLAR 90X50	1.96
01060901090X063	RED.CURTA PVC RIG.COLAR 90X63	1.96
01060901090X075	RED.CURTA PVC RIG.COLAR 90X75	1.96
01060901110X050	RED.CURTA PVC RIG.COLAR 110X50	3.68
01060901110X063	RED.CURTA PVC RIG.COLAR 110X63	3.68
01060901110X075	RED.CURTA PVC RIG.COLAR 110X75	3.68
01060901110X090	RED.CURTA PVC RIG.COLAR 110X90	5.18
01060901125X075	RED.CURTA PVC RIG.COLAR 125X75	5.68
01060901125X090	RED.CURTA PVC RIG.COLAR 125X90	5.68



01060901125X110	RED.CURTA PVC RIG.COLAR 125X110	5.68
01060901140X090	RED.CURTA PVC RIG.COLAR 140X90	11.58
01060901140X110	RED.CURTA PVC RIG.COLAR 140X110	11.58
01060901140X125	RED.CURTA PVC RIG.COLAR 140X125	11.58
01060901160X090	RED.CURTA PVC RIG.COLAR 160X90	12.11
01060901160X110	RED.CURTA PVC RIG.COLAR 160X110	12.11
01060901160X125	RED.CURTA PVC RIG.COLAR 160X125	12.11
01060901160X140	RED.CURTA PVC RIG.COLAR 160X140	12.11
01060901200X110	RED.CURTA PVC RIG.COLAR 200X110	20.61
01060901200X125	RED.CURTA PVC RIG.COLAR 200X125	22.75
01060901200X140	RED.CURTA PVC RIG.COLAR 200X140	23.62
01060901200X160	RED.CURTA PVC RIG.COLAR 200X160	28.06
01060901225X140	RED.CURTA PVC RIG.COLAR 225X140	24.10
01060901225X200	RED.CURTA PVC RIG.COLAR 225X200	26.43
01060901250X125	RED.CURTA PVC RIG.COLAR 250X125	41.20
01060901250X160	RED.CURTA PVC RIG.COLAR 250X160	41.20
01060901250X200	RED.CURTA PVC RIG.COLAR 250X200	47.18
01060901250X225	RED.CURTA PVC RIG.COLAR 250X225	41.22
01060901315X160	RED.CURTA PVC RIG.COLAR 315X160	86.03
01060901315X200	RED.CURTA PVC RIG.COLAR 315X200	90.96
01060901315X250	RED.CURTA PVC RIG.COLAR 315X250	90.96

**TAMPOES PP****TAMPOES FEMEA PP**

01064001020	TAMPAO FEMEA PP 1/2	0.35
-------------	---------------------	------

**TAMPOES PVC RIGIDO****TAMPOES PVC RIGIDO COLAR FEMEA**

01060703020	TAMPAO PVC RIG.COLAR F 20	0.24
01060703025	TAMPAO PVC RIG.COLAR F 25	0.25
01060703032	TAMPAO PVC RIG.COLAR F 32	0.32
01060703040	TAMPAO PVC RIG.COLAR F 40	0.65
01060703050	TAMPAO PVC RIG.COLAR F 50	0.81
01060703063	TAMPAO PVC RIG.COLAR F 63	0.94
01060703075	TAMPAO PVC RIG.COLAR F 75	2.10
01060703090	TAMPAO PVC RIG.COLAR F 90	2.99
01060703110	TAMPAO PVC RIG.COLAR F 110	6.71
01060703125	TAMPAO PVC RIG.COLAR F 125	9.46
01060703140	TAMPAO PVC RIG.COLAR F 140	13.49
01060703160	TAMPAO PVC RIG.COLAR F 160	23.19
01060703200	TAMPAO PVC RIG.COLAR F 200	20.00
01060703250	TAMPAO PVC RIG.COLAR F 250	54.38

**TAMPOES PVC RIGIDO ROSCADOS FEMEA**

01060702020	TAMPAO PVC RIG.ROSC.F 1/2	0.35
01060702025	TAMPAO PVC RIG.ROSC.F 3/4	0.69
01060702032	TAMPAO PVC RIG.ROSC.F 1	0.69
01060702040	TAMPAO PVC RIG.ROSC.F 11/4	0.87
01060702050	TAMPAO PVC RIG.ROSC.F 11/2	1.08
01060702063	TAMPAO PVC RIG.ROSC.F 2	1.48
01060702075	TAMPAO PVC RIG.ROSC.F 21/2	8.38
01060702090	TAMPAO PVC RIG.ROSC.F 3	10.82
01060702110	TAMPAO PVC RIG.ROSC.F 4	12.65

**TAMPOES PVC RIGIDO ROSCADOS MACHO**

01060701020	TAMPAO PVC RIG.ROSC.M 1/2	0.27
01060701025	TAMPAO PVC RIG.ROSC.M 3/4	0.56
01060701032	TAMPAO PVC RIG.ROSC.M 1	0.48
01060701040	TAMPAO PVC RIG.ROSC.M 11/4	0.82
01060701050	TAMPAO PVC RIG.ROSC.M 11/2	1.50
01060701063	TAMPAO PVC RIG.ROSC.M 2	1.40
01060701075	TAMPAO PVC RIG.ROSC.M 21/2	6.68
01060701090	TAMPAO PVC RIG.ROSC.M 3	6.77



01060701110	TAMPAO PVC RIG.ROSC.M 4	12.42
-------------	-------------------------	-------

**TES PVC RIGIDO****FORQUILHA PVC RIGIDO COLAR A 45.**

01060406020	FORQ.PVC RIG.COLAR 45 20	1.49
01060406025	FORQ.PVC RIG.COLAR 45 25	1.72
01060406032	FORQ.PVC RIG.COLAR 45 32	2.24
01060406040	FORQ.PVC RIG.COLAR 45 40	2.63
01060406050	FORQ.PVC RIG.COLAR 45 50	2.89
01060406063	FORQ.PVC RIG.COLAR 45 63	6.05
01060406075	FORQ.PVC RIG.COLAR 45 75	14.47
01060406090	FORQ.PVC RIG.COLAR 45 90	26.57
01060406110	FORQ.PVC RIG.COLAR 45 110	91.11

**TES PVC RIGIDO COLAR 90.**

01060403020	TE PVC RIG.COLAR 90 20	0.30
01060403025	TE PVC RIG.COLAR 90 25	0.38
01060403032	TE PVC RIG.COLAR 90 32	0.54
01060403040	TE PVC RIG.COLAR 90 40	1.42
01060403050	TE PVC RIG.COLAR 90 50	1.36
01060403063	TE PVC RIG.COLAR 90 63	2.38
01060403075	TE PVC RIG.COLAR 90 75	3.71
01060403090	TE PVC RIG.COLAR 90 90	6.05
01060403110	TE PVC RIG.COLAR 90 110	10.47
01060403125	TE PVC RIG.COLAR 90 125	18.12
01060403140	TE PVC RIG.COLAR 90 140	29.81
01060403160	TE PVC RIG.COLAR 90 160	53.92
01060403200	TE PVC RIG.COLAR 90 200	48.48
01060403250	TE PVC RIG.COLAR 90 250	174.72
01060403315	TE PVC RIG.COLAR 90 315	300.52

**TES PVC RIGIDO ROSCADOS 90.**

01060401020	TE PVC RIG.ROSC.90 1/2	0.67
01060401025	TE PVC RIG.ROSC.90 3/4	0.89
01060401032	TE PVC RIG.ROSC.90 1	1.18
01060401040	TE PVC RIG.ROSC.90 1 1/4	1.90
01060401050	TE PVC RIG.ROSC.90 1 1/2	2.52
01060401063	TE PVC RIG.ROSC.90 2	3.78
01060401075	TE PVC RIG.ROSC.90 2 1/2	10.54
01060401090	TE PVC RIG.ROSC.90 3	15.02
01060401110	TE PVC RIG.ROSC.90 4	24.42

**TES REDUCAO PVC RIGIDO COLAR 90.**

01060404032020	TE RED.PVC RIG.COLAR 90 32X20	0.72
01060404050020	TE RED.PVC RIG.COLAR 90 50X20	1.52
01060404050025	TE RED.PVC RIG.COLAR 90 50X25	1.52
01060404050032	TE RED.PVC RIG.COLAR 90 50X32	1.52
01060404050040	TE RED.PVC RIG.COLAR 90 50X40	1.52
01060404063050	TE RED.PVC RIG.COLAR 90 63X50	2.14
01060404075050	TE RED.PVC RIG.COLAR 90 75X50	4.09
01060404075063	TE RED.PVC RIG.COLAR 90 75X63	4.09
01060404090050	TE RED.PVC RIG.COLAR 90 90X50	6.68
01060404090063	TE RED.PVC RIG.COLAR 90 90X63	6.68
01060404090075	TE RED.PVC RIG.COLAR 90 90X75	6.68
01060404110050	TE RED.PVC RIG.COLAR 90 110X50	11.58
01060404110063	TE RED.PVC RIG.COLAR 90 110X63	11.58
01060404110075	TE RED.PVC RIG.COLAR 90 110X75	11.58
01060404110090	TE RED.PVC RIG.COLAR 90 110X90	11.58
01060404125063	TE RED.PVC RIG.COLAR 90 125X63	SobConsulta
01060404125075	TE RED.PVC RIG.COLAR 90 125X75	SobConsulta
01060404140110	TE RED.PVC RIG.COLAR 90 140X110	39.80
01060404140125	TE RED.PVC RIG.COLAR 90 140X125	SobConsulta
01060404160110	TE RED.PVC RIG.COLAR 90 160X110	51.72



+351 244 800 160  
+351 244 802 323



geral@canalcentro.pt  
info@canalcentro.pt



R. do Bailadouro s/nº,  
2410-211 Pousos

 **canalcentro**

01060404160140	TE RED.PVC RIG.COLAR 90 160X140	SobConsulta
01060404200110	TE RED.PVC RIG.COLAR 90 200X110	149.70
01060404200160	TE RED.PVC RIG.COLAR 90 200X160	149.70
01060404250200	TE RED.PVC RIG.COLAR 90 250X200	270.55

**TES REDUCAO PVC RIGIDO ROSCADOS 90.**

01060402025020	TE RED.PVC RIG.ROSC.90 3/4X1/2	0.85
----------------	--------------------------------	------

**TES TRANSICAO PVC RIGIDO COLAR 90.**

01060405020020	TE TRANS.PVC RIG.COLAR 90 20X1/2	0.57
01060405025025	TE TRANS.PVC RIG.COLAR 90 25X3/4	0.69
01060405032032	TE TRANS.PVC RIG.COLAR 90 32X1	0.81
01060405040040	TE TRANS.PVC RIG.COLAR 90 40X11/4	1.36
01060405050040	TE TRANS.PVC RIG.COLAR 90 50X11/4	3.21
01060405050050	TE TRANS.PVC RIG.COLAR 90 50X11/2	2.06
01060405063050	TE TRANS.PVC RIG.COLAR 90 63X11/2	5.01
01060405063063	TE TRANS.PVC RIG.COLAR 90 63X2	2.56
01060405075050	TE TRANS.PVC RIG.COLAR 90 75X11/2	4.14
01060405075075	TE TRANS.PVC RIG.COLAR 90 75X21/2	10.20
01060405090050	TE TRANS.PVC RIG.COLAR 90 90X11/2	6.70
01060405090090	TE TRANS.PVC RIG.COLAR 90 90X3	13.37
01060405110050	TE TRANS.PVC RIG.COLAR 90. 110X11/2	10.15
01060405110063	TE TRANS.PVC RIG.COLAR 90 110X2	10.15
01060405110110	TE TRANS.PVC RIG.COLAR 90 110X4	21.85

**UNIOES PVC RIGIDO****UNIOES MULTIPAS PVC RIGIDO F/M/F**

01060213025032020	UNIAO MULT.F/M/F PVC 25X32X1/2	0.59
01060213040050040	UNIAO MULT.F/M/F PVC 40X50X11/4	1.36

**UNIOES MULTIPLAS PVC RIGIDO F/M/M**

01060208020025020	UNIAO MULTIP.PVC RIG.F/M/M 20X25X1/2	0.36
01060208020052025	UNIAO MULTIP.PVC RIG.F/M/M 20X25X3/4	0.70
01060208025032020	UNIAO MULTIP.PVC RIG.F/M/M 25X32X1/2	0.38
01060208025032025	UNIAO MULTIP.PVC RIG.F/M/M 25X32X3/4	0.38
01060208025032032	UNIAO MULTIP.PVC RIG.F/M/M 25X32X1	0.38
01060208032040025	UNIAO MULTIP.PVC RIG.F/M/M 32X40X3/4	0.46
01060208032040032	UNIAO MULTIP.PVC RIG.F/M/M 32X40X1	0.82
01060208040050032	UNIAO MULTIP.PVC RIG.F/M/M 40X50X1	0.65
01060208040050040	UNIAO MULTIP.PVC RIG.F/M/M 40X50X11/4	1.14
01060208040050050	UNIAO MULTIP.PVC RIG.F/M/M 40X50X11/2	0.96
01060208050063050	UNIAO MULTIP.PVC RIG.F/M/M 50X63X11/2	1.19
01060208050063063	UNIAO MULTIP.PVC RIG.F/M/M 50X63X2	2.16
01060208063075050	UNIAO MULTIP.PVC RIG.F/M/M 63X75X11/2	3.86
01060208063075063	UNIAO MULTIP.PVC RIG.F/M/M 63X75X2	3.86
01060208063075075	UNIAO MULTIP.PVC RIG.F/M/M 63X75X21/2	4.50
01060208075090040	UNIAO MULTIP.PVC RIG.F/M/M 75X90X3	3.50
01060208075090063	UNIAO MULTIP.PVC RIG.F/M/M 75X90X2	3.50
01060208075090075	UNIAO MULTIP.PVC RIG.F/M/M 75X90X21/2	3.50
01060208090110075	UNIAO MULTIP.PVC RIG.F/M/M 90X110X21/2	4.50
01060208090110090	UNIAO MULTIP.PVC RIG.F/M/M 90X110X3	7.98
01060208090110110	UNIAO MULTIP.PVC RIG.F/M/M 90X110X4	7.98
01060208110125075	UNIAO MULTIP.PVC RIG.F/M/M 110X125X21/2	5.84
01060208110125090	UNIAO MULTIP.PVC RIG.F/M/M 110X125X3	5.84
01060208110125110	UNIAO MULTIP.PVC RIG.F/M/M 110X125X4	6.08
01060208140160110	UNIAO MULTIP.PVC RIG.F/M/M 140X160X4	12.22

**UNIOES PVC RIGIDO ROSCADAS M/F**

01060203020	UNIAO PVC RIG.ROSC.M/F 1/2	0.58
01060203025	UNIAO PVC RIG.ROSC.M/F 3/4	0.63
01060203032	UNIAO PVC RIG.ROSC.M/F 1	0.72
01060203063	UNIAO PVC RIG.ROSC.M/F 2	2.41

**UNIOES REDUCAO PVC RIGIDO COLAR**

+351 244 800 160  
+351 244 802 323



geral@canalcentro.pt  
info@canalcentro.pt



R. do Bailadouro s/nº,  
2410-211 Pousos



01060205025020	UNIAO RED.PVC RIG.COLAR 25X20	0.32
01060205032020	UNIAO RED.PVC RIG.COLAR 32X20	0.35
01060205032025	UNIAO RED.PVC RIG.COLAR 32X25	0.35
01060205040025	UNIAO RED.PVC RIG.COLAR 40X25	0.58
01060205040032	UNIAO RED.PVC RIG.COLAR 40X32	0.58
01060205050032	UNIAO RED.PVC RIG.COLAR 50X32	1.22
01060205050040	UNIAO RED.PVC RIG.COLAR 50X40	1.22
01060205063050	UNIAO RED.PVC RIG.COLAR 63X50	1.21
01060205075050	UNIAO RED.PVC RIG.COLAR 75X50	2.36
01060205075063	UNIAO RED.PVC RIG.COLAR 75X63	2.42
01060205090063	UNIAO RED.PVC RIG.COLAR 90X63	4.06
01060205090075	UNIAO RED.PVC RIG.COLAR 90X75	7.26
01060205110063	UNIAO RED.PVC RIG.COLAR 110X63	5.86
01060205110075	UNIAO RED.PVC RIG.COLAR 110X75	5.87
01060205110090	UNIAO RED.PVC RIG.COLAR 110X90	5.86
01060205125063	UNIAO RED.PVC RIG.COLAR 125X63	7.28
01060205125075	UNIAO RED.PVC RIG.COLAR 125X75	7.69
01060205125090	UNIAO RED.PVC RIG.COLAR 125X90	7.58
01060205125110	UNIAO RED.PVC RIG.COLAR 125X110	7.58
01060205160090	UNIAO RED.PVC RIG.COLAR 160X090	12.43
01060205160110	UNIAO RED.PVC RIG.COLAR 160X110	12.43
01060205160125	UNIAO RED.PVC RIG.COLAR 160X125	12.43
01060205200110	UNIAO RED.PVC RIG.COLAR 200X110	20.29
01060205200160	UNIAO RED.PVC RIG.COLAR 200X160	32.07

**UNIOES REDUCAO PVC RIGIDO ROSCADAS F/F**

01060210063040	UNIAO RED.PVC RIG.ROSC.F/F 2X11/4	3.21
01060210063050	UNIAO RED.PVC RIG.ROSC.F/F 2X11/2	3.21

**UNIOES REDUCAO PVC RIGIDO ROSCADAS M/F**

01060202020010	UNIAO RED.PVC RIG.ROSC.M/F 1/2X3/8	0.31
01060202025020	UNIAO RED.PVC RIG.ROSC.M/F 3/4X1/2	1.20
01060202032020	UNIAO RED.PVC RIG.ROSC.M/F 1X1/2	0.83
01060202032025	UNIAO RED.PVC RIG.ROSC.M/F 1X3/4	0.83
01060202040020	UNIAO RED.PVC RIG.ROSC.M/F 11/4X1/2	1.42
01060202040025	UNIAO RED.PVC RIG.ROSC.M/F 11/4X3/4	1.32
01060202040032	UNIAO RED.PVC RIG.ROSC.M/F 11/4X1	1.32
01060202050020	UNIAO RED.PVC RIG.ROSC.M/F 11/2X1/2	1.38
01060202050025	UNIAO RED.PVC RIG.ROSC.M/F 11/2X3/4	1.66
01060202050032	UNIAO RED.PVC RIG.ROSC.M/F 11/2X1	1.62
01060202050040	UNIAO RED.PVC RIG.ROSC.M/F 11/2X11/4	1.62
01060202063025	UNIAO RED.PVC RIG.ROSC.M/F 2X3/4	2.29
01060202063032	UNIAO RED.PVC RIG.ROSC.M/F 2X1	2.29
01060202063040	UNIAO RED.PVC RIG.ROSC.M/F 2X11/4	2.29
01060202063050	UNIAO RED.PVC RIG.ROSC.M/F 2X11/2	2.29
01060202075063	UNIAO RED.PVC RIG.ROSC.M/F 21/2X2	5.95

**UNIOES SIMPLES PVC RIGIDO COLAR**

01060204020	UNIAO SIMPLES PVC RIG.COLAR 20	0.26
01060204025	UNIAO SIMPLES PVC RIG.COLAR 25	0.30
01060204032	UNIAO SIMPLES PVC RIG.COLAR 32	0.35
01060204040	UNIAO SIMPLES PVC RIG.COLAR 40	0.54
01060204050	UNIAO SIMPLES PVC RIG.COLAR 50	0.72
01060204063	UNIAO SIMPLES PVC RIG.COLAR 63	1.17
01060204075	UNIAO SIMPLES PVC RIG.COLAR 75	2.40
01060204090	UNIAO SIMPLES PVC RIG.COLAR 90	3.02
01060204110	UNIAO SIMPLES PVC RIG.COLAR 110	4.99
01060204125	UNIAO SIMPLES PVC RIG.COLAR 125	7.58
01060204140	UNIAO SIMPLES PVC RIG.COLAR 140	13.89
01060204160	UNIAO SIMPLES PVC RIG.COLAR 160	18.98
01060204200	UNIAO SIMPLES PVC RIG.COLAR 200	25.00
01060204225	UNIAO SIMPLES PVC RIG.COLAR 225	36.59





01060204250	UNIAO SIMPLES PVC RIG.COLAR 250	66.81
01060204315	UNIAO SIMPLES PVC RIG.COLAR 315	132.40

**UNIOES SIMPLES PVC RIGIDO ROSCADAS**

01060201020	UNIAO SIMPLES PVC RIGIDO ROSC.1/2	0.42
01060201025	UNIAO SIMPLES PVC RIGIDO ROSC.3/4	0.44
01060201032	UNIAO SIMPLES PVC RIGIDO ROSC.1	0.67
01060201040	UNIAO SIMPLES PVC RIGIDO ROSC.11/4	1.57
01060201050	UNIAO SIMPLES PVC RIGIDO ROSC.11/2	2.08
01060201063	UNIAO SIMPLES PVC RIGIDO ROSC.2	2.91
01060201075	UNIAO SIMPLES PVC RIGIDO ROSC.21/2	8.53
01060201090	UNIAO SIMPLES PVC RIGIDO ROSC.3	12.70
01060201110	UNIAO SIMPLES PVC RIGIDO ROSC.4	18.65

**UNIOES TRANSICAO PVC RIGIDO F/F**

01060207020020	UNIAO TRANS.PVC RIG.F/F 20X1/2	0.58
01060207025025	UNIAO TRANS.PVC RIG.F/F 25X3/4	0.64
01060207032032	UNIAO TRANS.PVC RIG.F/F 32X1	0.68
01060207040040	UNIAO TRANS.PVC RIG.F/F 40X11/4	0.70
01060207050050	UNIAO TRANS.PVC RIG.F/F 50X11/2	1.21
01060207050050NPT	UNIAO TRANS.PVC RIG.F/F 50X11/2 NPT	2.63
01060207063063	UNIAO TRANS.PVC RIG.F/F 63X2	2.61
01060207075075	UNIAO TRANS.PVC RIG.F/F 75X21/2	6.64
01060207090090	UNIAO TRANS.PVC RIG.F/F 90X3	7.64
01060207110110	UNIAO TRANS.PVC RIG.F/F 110X4	12.28

**UNIOES TRANSICAO PVC RIGIDO M/F**

01060206020020	UNIAO TRANS.PVC RIG.M/F 20X1/2	0.36
01060206025025	UNIAO TRANS.PVC RIG.M/F 25X3/4	0.34
01060206032032	UNIAO TRANS.PVC RIG.M/F 32X1	0.36
01060206040040	UNIAO TRANS.PVC RIG.M/F 40X11/4	0.68
01060206050032	UNIAO TRANS.PVC RIG.M/F 50X1	0.80
01060206050050	UNIAO TRANS.PVC RIG.M/F 50X11/2	0.70
01060206063032	UNIAO TRANS.PVC RIG.M/F 63X1	1.14
01060206063050	UNIAO TRANS.PVC RIG.M/F 63X11/2	1.14
01060206063063	UNIAO TRANS.PVC RIG.M/F 63X2	1.26
01060206075075	UNIAO TRANS.PVC RIG.M/F 75X21/2	5.99
01060206090090	UNIAO TRANS.PVC RIG.M/F 90X3	6.58

**UNIOES TRANSICAO PVC RIGIDO F/M**

01060209032025	UNIAO TRANS.F/M 32X3/4	1.34
----------------	------------------------	------

**ACESSORIOS ACO INOX PRESS 316 FRABO****CASQUILHOS ACO INOX****CASQ. ACO INOX PRESS ROSCA F R.ZXF270**

0145050115012	CASQ.ACO INOX PRESS ROSCA F.15X1/2	9.81
0145050115034	CASQ.ACO INOX PRESS ROSCA F.15X3/4	8.34
0145050118012	CASQ.ACO INOX PRESS ROSCA F.18X1/2	9.73
0145050118034	CASQ.ACO INOX PRESS ROSCA F.18X3/4	10.95
0145050122001	CASQ.ACO INOX PRESS ROSCA F.22X1	15.11
0145050122012	CASQ.ACO INOX PRESS ROSCA F.22X1/2	10.70
0145050122034	CASQ.ACO INOX PRESS ROSCA F.22X3/4	14.82
0145050128001	CASQ.ACO INOX PRESS ROSCA F.28X1	17.20
0145050128034	CASQ.ACO INOX PRESS ROSCA F.28X3/4	13.68
0145050135114	CASQ.ACO INOX PRESS ROSCA F.35X11/4	28.87
0145050142112	CASQ.ACO INOX PRESS ROSCA F.42X11/2	41.64
0145050154200	CASQ.ACO INOX PRESS ROSCA F.54X2	38.24

**CASQ. ACO INOX PRESS ROSCA M R.ZXF243**

0145050215012	CASQ.ACO INOX PRESS ROSCA M.15X1/2	6.27
0145050218012	CASQ.ACO INOX PRESS ROSCA M.18X1/2	6.91
0145050218034	CASQ.ACO INOX PRESS ROSCA M.18X3/4	6.89
0145050222012	CASQ.ACO INOX PRESS ROSCA M.22X1/2	8.13
0145050222034	CASQ.ACO INOX PRESS ROSCA M.22X3/4	8.79





0145050228001	CASQ.ACO INOX PRESS ROSCA M.28X1	11.72
0145050228034	CASQ.ACO INOX PRESS ROSCA M.28X3/4	11.58
0145050235114	CASQ.ACO INOX PRESS ROSCA M.35X11/4	13.97
0145050242112	CASQ.ACO INOX PRESS ROSCA M.42X11/2	18.34
0145050254200	CASQ.ACO INOX PRESS ROSCA M.54X2	26.81

**CASQ.ACO INOX PRESS C/PORC.LOUC.F.ZXF359**

0145050315034	CASQ.ACO INOX PRESS C/PORC.LOUC.15X3/4 F	7.78
0145050318034	CASQ.ACO INOX PRESS C/PORC.LOUC.18X3/4 F	6.72
0145050322001	CASQ.ACO INOX PRESS C/PORC.LOUC.22X1 F	9.79
0145050328114	CASQ.ACO INOX PRESS C/PORC.LOUC.28X11/4 F	12.21

**CURVAS ACO INOX PRES****CURV.45. SIMPLES ACO INOX PRESS R.ZX0041**

0145020315	CURVA 45. SIMPLES ACO INOX PRESS 15	5.09
0145020318	CURVA 45. SIMPLES ACO INOX PRESS 18	5.68
0145020322	CURVA 45. SIMPLES ACO INOX PRESS 22	6.04
0145020328	CURVA 45. SIMPLES ACO INOX PRESS 28	7.90
0145020335	CURVA 45. SIMPLES ACO INOX PRESS 35	11.61
0145020342	CURVA 45. SIMPLES ACO INOX PRESS 42	18.77
0145020354	CURVA 45. SIMPLES ACO INOX PRESS 54	25.72

**CURVA 90.ACO INOX PRESS C/ROSCA M.ZXF92L**

0145020615012	CURVA 90. ACO INOX PRESS R. M 15X1/2	10.93
0145020618012	CURVA 90. ACO INOX PRESS R. M 18X1/2	24.72
0145020618034	CURVA 90. ACO INOX PRESS R. M 18X3/4	10.58
0145020622034	CURVA 90. ACO INOX PRESS R. M 22X3/4	11.34
0145020628001	CURVA 90. ACO INOX PRESS R. M 28X1	14.46
0145020635114	CURVA 90. ACO INOX PRESS R. M 35X11/4	20.39
0145020642112	CURVA 90. ACO INOX PRESS R. M 42X11/2	36.48
0145020654200	CURVA 90. ACO INOX PRESS R. M 54X2	46.59

**CURVAS 45. M/F ACO INOX PRESS REF.ZX0040**

0145020415	CURVA 45. M/F ACO INOX PRESS 15	5.37
0145020418	CURVA 45. M/F ACO INOX PRESS 18	5.71
0145020422	CURVA 45. M/F ACO INOX PRESS 22	6.60
0145020428	CURVA 45. M/F ACO INOX PRESS 28	7.74
0145020435	CURVA 45. M/F ACO INOX PRESS 35	10.51
0145020442	CURVA 45. M/F ACO INOX PRESS 42	14.14
0145020454	CURVA 45. M/F ACO INOX PRESS 54	18.41

**CURVAS 90. M/F ACO INOX PRESS REF.ZX0001**

0145020215	CURVA 90. M/F ACO INOX PRESS 15	4.57
0145020218	CURVA 90. M/F ACO INOX PRESS 18	4.81
0145020222	CURVA 90. M/F ACO INOX PRESS 22	5.28
0145020228	CURVA 90. M/F ACO INOX PRESS 28	7.04
0145020235	CURVA 90. M/F ACO INOX PRESS 35	10.73
0145020242	CURVA 90. M/F ACO INOX PRESS 42	17.31
0145020254	CURVA 90. M/F ACO INOX PRESS 54	25.07

**CURVAS SIMPLES90. ACO INOX PRESS ZX0002**

0145020115	CURVA SIMPLES 90. ACO INOX PRESS 15	4.41
0145020118	CURVA SIMPLES 90. ACO INOX PRESS 18	4.88
0145020122	CURVA SIMPLES 90. ACO INOX PRESS 22	5.80
0145020128	CURVA SIMPLES 90. ACO INOX PRESS 28	7.30
0145020135	CURVA SIMPLES 90. ACO INOX PRESS 35	10.94
0145020142	CURVA SIMPLES 90. ACO INOX PRESS 42	18.27
0145020154	CURVA SIMPLES 90. ACO INOX PRESS 54	26.09

**CURVAS LISA ACO INOX****CURV.LISA AÇO INOX PRESS 30° ZX0030**

0145070254	CURVA LISA AÇO INOX PRESS 30° 54	43.17
------------	----------------------------------	-------

**JOELHOS ACO INOX PRE****JOELHOS ACO INOX C/PATER PRESS RF.ZXF472**

0145030115012	JOELHO ACO INOX C/PATER PRESS 15X1/2	9.59
---------------	--------------------------------------	------



+351 244 800 160  
+351 244 802 323



geral@canalcentro.pt  
info@canalcentro.pt



R. do Bailadouro s/nº,  
2410-211 Pousos



0145030118012	JOELHO ACO INOX C/PATER PRESS 18X1/2	10.30
0145030122034	JOELHO ACO INOX C/PATER PRESS 22X3/4	14.81
0145030128001	JOELHO ACO INOX C/PATER PRESS 28X1	18.50

**JOELHOS C/ROSC.F.ACO INOX PRESS RZX0F90**

0145030215012	JOELHO SIMP.F.ACO INOX PRESS 15X1/2	8.70
0145030218012	JOELHO SIMP.F.ACO INOX PRESS 18X1/2	8.79
0145030218034	JOELHO SIMP.F.ACO INOX PRESS 18X3/4	12.72
0145030222034	JOELHO SIMP.F.ACO INOX PRESS 22X3/4	11.69
0145030228001	JOELHO SIMP.F.ACO INOX PRESS 28X1	19.05

**JOELHOS C/ROSC.M.ACO INOX PRESS R.9092AG**

01450303015020	JOELHO SIMP.M.ACO INOX PRESS 15X1/2	11.64
01450303018025	JOELHO SIMP.M.ACO INOX PRESS 18X3/4	12.20

**JUNCOES ACO INOX PRE****JUNÇÕES AÇO INOX PRESS ZX0340**

0145150115012	JUNÇÃO INOX PRESS M/F 15X1/2	9.75
0145150115034	JUNÇÃO INOX PRESS M/F 15X3/4	10.36

**JUNTAS DE DILATAÇÃO****JUNTAS DILATAÇÃO INOX PRESS/PRESS**

01450801022	JUNTA DILATAÇÃO INOX PRESS/PRESS 22	75.49
01450801028	JUNTA DILATAÇÃO INOX PRESS/PRESS 28	76.37
01450801042	JUNTA DILATAÇÃO INOX PRESS/PRESS 42	97.79

**NAO PASSAR****MAQUINAS SANHA PRESS ECO**

0145120101	MAQ.SANHA PRESS ECO 3 S/MORDENTE	3199.9
------------	----------------------------------	--------

**MORDENTES P/MAQ.SANHA PRESS ECO**

0145120201	BASE + MORDENTE ECO 3 DE 76,1 E 88,9	2454.8
------------	--------------------------------------	--------

**TACOS ACO INOX PRESS****TACOS AÇO INOX PRESS ZX0302**

0145200118	TACO INOX PRESS 18	5.64
0145200122	TACO INOX PRESS 22	6.11

**TES ACO INOX PRESS****TE ROSC. CENTRO F.ACO INOX PRESS R.ZXF13**

0145040315012	TE ROSC.CENT.F.ACO INOX PRESS 15X1/2	7.87
0145040318012	TE ROSC.CENT.F.ACO INOX PRESS 18X1/2	13.01
0145040318034	TE ROSC.CENT.F.ACO INOX PRESS 18X3/4	12.27
0145040322012	TE ROSC.CENT.F.ACO INOX PRESS 22X1/2	8.43
0145040322034	TE ROSC.CENT.F.ACO INOX PRESS 22X3/4	9.44
0145040328001	TE ROSC.CENT.F.ACO INOX PRESS 28X1	16.54
0145040328012	TE ROSC.CENT.F.ACO INOX PRESS 28X1/2	10.01
0145040328034	TE ROSC.CENT.F.ACO INOX PRESS 28X3/4	11.29
0145040335034	TE ROSC.CENT.F.ACO INOX PRESS 35X3/4	15.31
0145040335114	TE ROSC.CENT.F.ACO INOX PRESS 35X11/4	21.56
0145040342034	TE ROSC.CENT.F.ACO INOX PRESS 42X3/4	18.73
0145040342112	TE ROSC.CENT.F.ACO INOX PRESS 42X11/2	22.04
0145040354034	TE ROSC.CENT.F.ACO INOX PRESS 54X3/4	22.24
0145040354200	TE ROSC.CENT.F.ACO INOX PRESS 54X2	29.93

**TES REDUCAO ACO INOX PRESS R.ZX0131**

01450402181515	TE RED.ACO INOX PRESS 18X15X15	9.10
01450402181518	TE RED.ACO INOX PRESS 18X15X18	7.43
01450402221515	TE RED.ACO INOX PRESS 22X15X15	20.32
01450402221522	TE RED.ACO INOX PRESS 22X15X22	7.85
01450402221818	TE RED.ACO INOX PRESS 22X18X18	16.47
01450402221822	TE RED.ACO INOX PRESS 22X18X22	8.10
01450402281528	TE RED.ACO INOX PRESS 28X15X28	9.34
01450402281828	TE RED.ACO INOX PRESS 28X18X28	9.13
01450402282222	TE RED.ACO INOX PRESS 28X22X22	16.01
01450402282228	TE RED.ACO INOX PRESS 28X22X28	9.73



01450402351535	TE RED.ACO INOX PRESS 35X15X35	12.38
01450402351835	TE RED.ACO INOX PRESS 35X18X35	12.54
01450402352235	TE RED.ACO INOX PRESS 35X22X35	12.78
01450402352835	TE RED.ACO INOX PRESS 35X28X35	13.41
01450402421842	TE RED.ACO INOX PRESS 42X18X42	18.14
01450402422242	TE RED.ACO INOX PRESS 42X22X42	18.99
01450402422842	TE RED.ACO INOX PRESS 42X28X42	19.16
01450402423542	TE RED.ACO INOX PRESS 42X35X42	19.67
01450402542254	TE RED.ACO INOX PRESS 54X22X54	24.15
01450402542854	TE RED.ACO INOX PRESS 54X28X54	24.97
01450402543554	TE RED.ACO INOX PRESS 54X35X54	24.74
01450402544254	TE RED.ACO INOX PRESS 54X42X54	26.40

**TES SIMPLES ACO INOX PRESS R.ZX0130**

0145040115	TE SIMPL.ACO INOX PRESS 15	7.14
0145040118	TE SIMPL.ACO INOX PRESS 18	8.02
0145040122	TE SIMPL.ACO INOX PRESS 22	8.92
0145040128	TE SIMPL.ACO INOX PRESS 28	11.13
0145040135	TE SIMPL.ACO INOX PRESS 35	14.14
0145040142	TE SIMPL.ACO INOX PRESS 42	19.86
0145040154	TE SIMPL.ACO INOX PRESS 54	21.89

**UNIOES ACO INOX PRES****UNIOES CRUZA. ACO INOX PRES/PRES ZX00085**

01450104018	UNIAO CRUZ.ACO INOX PRESS F/F 18	27.84
01450104022	UNIAO CRUZ.ACO INOX PRESS F/ F 22	35.53
01450104028	UNIAO CRUZ.ACO INOX PRESS F/F 28	54.39

**UNIOES CRUZAM. SIMPLES ACO INOX ZX00087**

0145010315	UNIAO CRUZ.ACO INOX PRESS M/M 15	6.19
0145010318	UNIAO CRUZ.ACO INOX PRESS M/M 18	5.79
0145010322	UNIAO CRUZ.ACO INOX PRESS M/M 22	6.76
0145010328	UNIAO CRUZ.ACO INOX PRESS M/M 28	9.62

**UNIOES RED. ACO INOX M/F PRESS ZX0243**

014501021815	UNIAO RED.ACO INOX M/F PRESS 18X15	3.34
014501022215	UNIAO RED.ACO INOX M/F PRESS 22X15	3.77
014501022218	UNIAO RED.ACO INOX M/F PRESS 22X18	4.08
014501022815	UNIAO RED.ACO INOX M/F PRESS 28X15	4.72
014501022818	UNIAO RED.ACO INOX M/F PRESS 28X18	4.99
014501022822	UNIAO RED.ACO INOX M/F PRESS 28X22	5.20
014501023522	UNIAO RED.ACO INOX M/F PRESS 35X22	6.15
014501023528	UNIAO RED.ACO INOX M/F PRESS 35X28	6.49
0145010242022	UNIAO RED.ACO INOX M/F PRESS 42X22	6.94
014501024228	UNIAO RED.ACO INOX M/F PRESS 42X28	7.09
014501024235	UNIAO RED.ACO INOX M/F PRESS 42X35	8.89
014501025428	UNIAO RED.ACO INOX M/F PRESS 54X28	16.99
014501025435	UNIAO RED.ACO INOX M/F PRESS 54X35	17.05
014501025442	UNIAO RED.ACO INOX M/F PRESS 54X42	10.76

**UNIOES SIMPLES ACO INOX PRESS ZX0270**

0145010115	UNIAO SIMPLES ACO INOX PRESS 15	3.88
0145010118	UNIAO SIMPLES ACO INOX PRESS 18	3.92
0145010122	UNIAO SIMPLES ACO INOX PRESS 22	4.03
0145010128	UNIAO SIMPLES ACO INOX PRESS 28	4.01
0145010135	UNIAO SIMPLES ACO INOX PRESS 35	5.23
0145010142	UNIAO SIMPLES ACO INOX PRESS 42	7.98
0145010154	UNIAO SIMPLES ACO INOX PRESS 54	9.91

**VALVULAS ESFERA ACO****VALV.ESF.INOX PRESS/ROSCA FEMEA R.9851**

01450602015012	VALVULA ESF.ACO INOX PRESS 15X1/2 F	16.82
01450602022034	VALVULA ESF.ACO INOX PRESS 22X3/4 F	21.85

**VALV.ESF.INOX PRESS/ROSCA MACHO R.9852**

+351 244 800 160  
+351 244 802 323



geral@canalcentro.pt  
info@canalcentro.pt



R. do Bailadouro s/nº,  
2410-211 Pousos



01450603015012	VALVULA ESF.ACO INOX PRESS 15X1/2 M	18.70
01450603022034	VALVULA ESF.ACO INOX PRESS 22X3/4 M	22.26

**ACESSORIOS BICONE TIEMME P/MULTICAM****ADAPTA.BICONE MULTIC****ADAPTADORES BICONE MULTICAMADA ART.1635**

0121050116020	ADAPTADOR BICONE1635N MULTICAMAD.16X1/2	2.20
---------------	---	------

**CASQ.BICONE MULTICAM****CASQ.FEMEO BICONE MULTICAMADA ART.1602**

01210102016020	CASQUILHO FEMEO BICONE MULTICAM.16X1/2"	2.61
01210102016025	CASQUILHO FEMEO BICONE MULTICAM.16X3/4"	3.75
01210102020020	CASQUILHO FEMEO BICONE MULTICAM.20X1/2"	3.57
01210102020025	CASQUILHO FEMEO BICONE MULTICAM.20X3/4"	4.16
01210102025025	CASQUILHO FEMEO BICONE MULTICAM.25X3/4"	6.08
01210102025032	CASQUILHO FEMEO BICONE MULTICAM.25X1"	7.11
01210102032032	CASQUILHO FEMEO BICONE MULTICAM.32X1"	10.50

**CASQ.MACHO BICONE MULTICAMADA ART.1600**

01210101016020	CASQUILHO MACHO BICONE MULTICAM.16X1/2"	2.21
01210101016025	CASQUILHO MACHO BICONE MULTICAM.16X3/4"	3.49
01210101020020	CASQUILHO MACHO BICONE MULTICAM.20X1/2"	3.56
01210101020025	CASQUILHO MACHO BICONE MULTICAM.20X3/4"	3.60
01210101025025	CASQUILHO MACHO BICONE MULTICAM.25X3/4"	6.35
01210101025032	CASQUILHO MACHO BICONE MULTICAM.25X1"	6.85
01210101032032	CASQUILHO MACHO BICONE MULTICAM.32X1"	10.50

**ESCARIADORES MULTICA****ESCARIADORES LATAO MULTICAMADA**

01211501016	ESCARIADOR MULTICAMADA LATAO 16	14.06
01211501020	ESCARIADOR MULTICAMADA LATAO 20	14.64
01211501025	ESCARIADOR MULTICAMADA LATAO 25	16.40
01211501032	ESCARIADOR MULTICAMADA LATAO 32	18.14

**FERRAMENTAS P/MULTIC****FERRAMENTAS P/MULTICAMADA**

0121200101	MAQUINA P/ENDIREITAR MULTICAMADA 1689	622.63
------------	---------------------------------------	--------

**JOELHOS BICONE MULTI****JOELHOS C/PATER BICONE MULTICA.ART.1606**

0121030416020	JOELHO C/PATER BICONE MULTIC.16X1/2	4.26
0121030420020	JOELHO C/PATER BICONE MULTIC.20X1/2	6.44
0121030420025	JOELHO C/PATER BICONE MULTICAMADA 20X3/4	8.22

**JOELHOS FEMEOS BICONE MULTICA.ART.1605**

0121030316020	JOELHO FEMEA BICONE MULTICAMADA 16X1/2"	3.37
0121030316025	JOELHO FEMEA BICONE MULTICAMADA 16X3/4"	5.12
0121030320020	JOELHO FEMEA BICONE MULTICAMADA 20X1/2"	5.16
0121030320025	JOELHO FEMEA BICONE MULTICAMADA 20X3/4"	5.46
0121030325025	JOELHO FEMEA BICONE MULTICAMADA 25X3/4"	8.21
0121030325032	JOELHO FEMEA BICONE MULTICAMADA 25X1"	10.06
0121030332032	JOELHO FEMEA BICONE MULTICAMADA 32X1"	14.74

**JOELHOS MACHOS BICONE MULTICA.ART.1604**

0121030216020	JOELHO MACHO BICONE MULTICAMADA 16X1/2"	3.78
0121030216025	JOELHO MACHO BICONE MULTICAMADA 16X3/4"	4.74
0121030220020	JOELHO MACHO BICONE MULTICAMADA 20X1/2"	5.21
0121030220025	JOELHO MACHO BICONE MULTICAMADA 20X3/4"	5.12
0121030225025	JOELHO MACHO BICONE MULTICAMADA 25X3/4"	8.15
0121030225032	JOELHO MACHO BICONE MULTICAMADA 25X1"	7.99
0121030232032	JOELHO MACHO BICONE MULTICAMADA 32X1"	13.99

**JOELHOS SIMPLES BICONE MULTICA.ART.1603**

0121030116	JOELHO SIMPLES BICONE MULTICAMADA 16X16	4.95
0121030120	JOELHO SIMPLES BICONE MULTICAMADA 20X20	7.09
0121030125	JOELHO SIMPLES BICONE MULTICAMADA 25X25	11.66



0121030132	JOELHO SIMPLES BICONE MULTICAMADA 32X32	20.41
------------	---	-------

**TES BICONE MULTICAMA****TES C/ROSC.FEM.BICONE MULTICAM.ART.1609**

0121040216020	TE C/ROSCA FEMEA BICONE MULTICAM.16X1/2"	6.19
0121040220020	TE C/ROSCA FEMEA BICONE MULTICAM.20X1/2"	8.14
0121040220025	TE C/ROSCA FEMEA BICONE MULTICAM.20X3/4"	9.01
0121040225025	TE C/ROSCA FEMEA BICONE MULTICAM.25X3/4"	12.33

**TES RED.BICONE MULTICAMADA ART.1607**

01210403201620	TE REDUÇÃO BICONE MULTICAMADA 20X16X20	10.90
01210403202016	TE REDUÇÃO BICONE MULTICAMADA 20X20X16	10.75
01210403261626	TE REDUÇÃO BICONE MULTICAMADA 26X16X26	14.70
01210403262026	TE REDUÇÃO BICONE MULTICAMADA 26X20X26	15.36

**TES SIMPLES BICONE MULTICAMADA ART.1607**

0121040116	TE SIMPLES BICONE MULTICAMADA 16X16X16	6.29
0121040120	TE SIMPLES BICONE MULTICAMADA 20X20X20	9.04
0121040125	TE SIMPLES BICONE MULTICAMADA 25X25X25	15.43
0121040126	TE SIMPLES BICONE MULTICAMADA 26X26X26	15.43
0121040132	TE SIMPLES BICONE MULTICAMADA 32X32X32	27.31

**UNIOES BICONE MULTIC****UNIAO DUPLA BICONE MULTICAMADA ART.1601**

0121020116	UNIAO DUPLA BICONE MULTICAMADA 16X16	4.16
0121020120	UNIAO DUPLA BICONE MULTICAMADA 20X20	6.32
0121020125	UNIAO DUPLA BICONE MULTICAMADA 25X25	9.34
0121020132	UNIAO DUPLA BICONE MULTICAMADA 32X32	18.12

**ACESSORIOS COBRE/BRONZE PRESS FRABO****CASQUILHOS BRONZE PR****CASQ.ROSCA FE.BRONZE PRESS RZ8270**

0153060212012	CASQ.ROSC.F.BRONZE PRESS RH8270 12X1/2	2.01
0153060212038	CASQ.ROSC.F.BRONZE PRESS RH8270 12X3/8	2.01
0153060215012	CASQ.ROSC.F.BRONZE PRESS RH8270 15X1/2	2.00
0153060215034	CASQ.ROSC.F.BRONZE PRESS RH8270 15X3/4	4.13
0153060218012	CASQ.ROSC.F.BRONZE PRESS RH8270 18X1/2	2.71
0153060218034	CASQ.ROSC.F.BRONZE PRESS RH8270 18X3/4	5.29
0153060222001	CASQ.ROSC.F.BRONZE PRESS RH8270 22X1	4.82
0153060222012	CASQ.ROSC.F.BRONZE PRESS RH8270 22X1/2	3.08
0153060222034	CASQ.ROSC.F.BRONZE PRESS RH8270 22X3/4	3.25
0153060228001	CASQ.ROSC.F.BRONZE PRESS RH8270 28X1	6.01
0153060228034	CASQ.ROSC.F.BRONZE PRESS RH8270 28X3/4	10.64
0153060228114	CASQ.ROSC.F.BRONZE PRESS RH8270 28X11/4	11.31
0153060235114	CASQ.ROSC.F.BRONZE PRESS RH8270 35X11/4	13.68
0153060242112	CASQ.ROSC.F.BRONZE PRESS RH8270 42X11/2	19.79
0153060242114	CASQ.ROSC.F.BRONZ.PRES.SP4270G 42X11/4	19.30
0153060254002	CASQ.ROSC.F.BRONZE PRESS RH8270 54X2	34.50

**CASQ.ROSCA MA.BRONZE PRESS RZ8243**

0153060112012	CASQ.ROSC.M.BRONZE PRESS RH8243 12X1/2	1.61
0153060112038	CASQ.ROSC.M.BRONZE PRESS RH8243 12X3/8	2.20
0153060115012	CASQ.ROSC.M.BRONZE PRESS RH8243 15X1/2	1.72
0153060115034	CASQ.ROSC.M.BRONZE PRESS RH8243 15X3/4	3.28
0153060118012	CASQ.ROSC.M.BRONZE PRESS RH8243 18X1/2	2.15
0153060118034	CASQ.ROSC.M.BRONZE PRESS RH8243 18X3/4	2.35
0153060122001	CASQ.ROSC.M.BRONZE PRESS RH8243 22X1	4.10
0153060122012	CASQ.ROSC.M.BRONZE PRESS RH8243 22X1/2	3.37
0153060122034	CASQ.ROSC.M.BRONZE PRESS RH8243 22X3/4	3.04
0153060128001	CASQ.ROSC.M.BRONZE PRESS RH8243 28X1	5.53
0153060128034	CASQ.ROSC.M.BRONZE PRESS RH8243 28X3/4	9.07
0153060135114	CASQ.ROSC.M.BRONZE PRESS RH8243 35X11/4	12.44
0153060142112	CASQ.ROSC.M.BRONZE PRESS RH8243 42X11/2	17.42
0153060142114	CASQ.ROSC.M.BRONZ.PRES.SP4243G 42X11/4	16.97



+351 244 800 160  
+351 244 802 323



geral@canalcentro.pt  
info@canalcentro.pt



R. do Bailadouro s/nº,  
2410-211 Pousos



0153060154002 CASQ.ROSC.M.BRONZE PRESS RH8243 54X2 33.57

**CURVAS P/COBRE PRESS****CURVAS 45. M/F COBRE PRESS RZ9040**

0153020412	CURVA 45. M/F COBRE PRESS RZ9040 12	2.00
0153020415	CURVA 45. M/F COBRE PRESS RZ9040 15	1.46
0153020418	CURVA 45. M/F COBRE PRESS RZ9040 18	1.89
0153020422	CURVA 45. M/F COBRE PRESS RZ9040 22	2.25
0153020428	CURVA 45. M/F COBRE PRESS RZ9040 28	7.11
0153020435	CURVA 45. M/F COBRE PRESS RZ9040 35	10.10
0153020442	CURVA 45. M/F COBRE PRESS RZ9040 42	15.94
0153020454	CURVA 45. M/F COBRE PRESS RZ9040 54	23.70

**CURVAS 45.F/F COBRE PRESS RZ9041**

0153020312	CURVA 45. F/F COBRE PRESS RZ9041 12	2.50
0153020315	CURVA 45. F/F COBRE PRESS RZ9041 15	1.83
0153020318	CURVA 45. F/F COBRE PRESS RZ9041 18	1.82
0153020322	CURVA 45. F/F COBRE PRESS RZ9041 22	2.39
0153020328	CURVA 45. F/F COBRE PRESS RZ9041 28	7.30
0153020335	CURVA 45. F/F COBRE PRESS RZ9041 35	10.52
0153020342	CURVA 45. F/F COBRE PRESS RZ9041 42	17.14
0153020354	CURVA 45. F/F COBRE PRESS RZ9041 54	23.94

**CURVAS 90. M/F COBRE PRESS RZ9001**

0153020212	CURVA 90. M/F COBRE PRESS RZ9001 12	2.18
0153020215	CURVA 90. M/F COBRE PRESS RZ9001 15	1.50
0153020218	CURVA 90. M/F COBRE PRESS RZ9001 18	2.09
0153020222	CURVA 90. M/F COBRE PRESS RZ9001 22	2.58
0153020228	CURVA 90. M/F COBRE PRESS RZ9001 28	6.08
0153020235	CURVA 90. M/F COBRE PRESS RZ9001 35	10.99
0153020242	CURVA 90. M/F COBRE PRESS RZ9001 42	21.82
0153020254	CURVA 90. M/F COBRE PRESS RZ9001 54	29.10

**CURVAS SIMP.90.F/F COBRE PRESS RZ9002**

0153020112	CURVA SIMP.90. COBRE PRESS RZ9002 12	2.30
0153020115	CURVA SIMP.90. COBRE PRESS RZ9002 15	1.62
0153020118	CURVA SIMP.90. COBRE PRESS RZ9002 18	2.08
0153020122	CURVA SIMP.90. COBRE PRESS RZ9002 22	2.61
0153020128	CURVA SIMP.90. COBRE PRESS RZ9002 28	5.33
0153020135	CURVA SIMP.90. COBRE PRESS RZ9002 35	10.68
0153020142	CURVA SIMP.90. COBRE PRESS RZ9002 42	20.80
0153020154	CURVA SIMP.90. COBRE PRESS RZ9002 54	29.04

**JOELHOS BRONZE PRESS****JOELHOS C/JUNC.FEMEA BRONZ.P.REF.SP4096G**

0153070322034	JOELHO C/JUNC.F.BRONZE PRE.P4096G 22X3/4	27.64
0153070328001	JOELHO C/JUNC.F.BRONZE PRESS P4096G 28X1	37.27

**JOELHOS C/PATER BRONZE PRESS RZ8471**

0153070212012	JOELHO C/PAT.BRONZE PRESS RH8471 12X1/2	6.15
0153070215012	JOELHO C/PAT.BRONZE PRESS RH8471 15X1/2	5.25
0153070218012	JOELHO C/PAT.BRONZE PRESS RH8471 18X1/2	8.43
0153070222034	JOELHO C/PAT.BRONZE PRESS RH8471 22X3/4	13.11

**JOELHOS ROSC.FE.BRONZ.PRESS RZ8090**

0153070112012	JOELHO ROS.F.BRONZE PRESS RH8090 12X1/2	4.71
0153070115012	JOELHO ROS.F.BRONZE PRESS RH8090 15X1/2	4.63
0153070115034	JOELHO ROS.F.BRONZE PRESS RH8090 15X3/4	10.77
0153070118012	JOELHO ROS.F.BRONZE PRESS RH8090 18X1/2	7.70
0153070118034	JOELHO ROS.F.BRONZE PRESS RH8090 18X3/4	11.61
0153070122001	JOELHO ROS.F.BRONZE PRESS RH8270 22X1	11.69
0153070122012	JOELHO ROS.F.BRONZE PRESS RH8090 22X1/2	12.19
0153070122034	JOELHO ROS.F.BRONZE PRESS RH8090 22X3/4	7.34
0153070128001	JOELHO ROS.F.BRONZE PRESS RH8090 28X1	13.07
0153070135114	JOELHO ROS.F.BRONZE PRESS RH8090 35X11/4	22.17



+351 244 800 160  
+351 244 802 323



geral@canalcentro.pt  
info@canalcentro.pt



R. do Bailadouro s/nº,  
2410-211 Pousos





0153070142112	JOELHO ROS.F.BRONZE PRESS RH8090 42X11/2	28.63
0153070154002	JOELHO ROS.F.BRONZE PRESS RH8090 54X2	45.43

**JUNCOES BRONZE PRESS****JUNCOES BRONZE F/F PRESS RZ8340**

0153050112	JUNCAO BRONZE F/F PRESS RH8340 12	15.27
0153050115	JUNCAO BRONZE F/F PRESS RH8340 15	20.26
0153050118	JUNCAO BRONZE F/F PRESS RH8340 18	23.09
0153050122	JUNCAO BRONZE F/F PRESS RH8340 22	26.07
0153050128	JUNCAO BRONZE F/F PRESS RH8340 28	27.76
0153050135	JUNCAO BRONZE F/F PRESS RH8340 35	31.41
0153050142	JUNCAO BRONZE F/F PRESS RH8340 42	42.80
0153050154	JUNCAO BRONZE F/F PRESS RH8340 54	69.91

**JUNCOES ROS.FEMEA BRONZE PRESS SP4330GV**

0153050315012	JUNCAO ROS.F.BRONZ.PRE.SP4330G 15X1/2	20.78
0153050318012	JUNCAO ROS.F.BRONZ.PRE.SP4330G 18X1/2	22.06
0153050318034	JUNCAO ROS.F.BRONZ.PRE.SP4330G 18X3/4	22.14

**JUNCOES ROS.MACHO BRONZE PRESS RZ8341**

0153050212012	JUNCAO ROS.M.BRONZE PRESS RH8341 12X1/2	11.20
0153050212038	JUNCAO ROS.M.BRONZE PRESS RH8341 12X3/8	14.90
0153050215012	JUNCAO ROS.M.BRONZE PRESS RH8341 15X1/2	11.13
0153050215034	JUNCAO ROS.M.BRONZE PRESS RH8341 15X3/4	14.72
0153050218012	JUNCAO ROS.M.BRONZE PRESS RH8341 18X1/2	14.90
0153050218034	JUNCAO ROS.M.BRONZE PRESS RH8341 18X3/4	15.36
0153050222001	JUNCAO ROS.M.BRONZE PRESS RH8341 22X1	23.14
0153050222012	JUNCAO ROS.M.BRONZE PRESS RH8341 22X1/2	23.06
0153050222034	JUNCAO ROS.M.BRONZE PRESS RH8341 22X3/4	16.04
0153050228001	JUNCAO ROS.M.BRONZE PRESS RH8341 28X1	18.48
0153050235114	JUNCAO ROS.M.BRONZE PRESS RH8341 35X11/4	27.72
0153050242112	JUNCAO ROS.M.BRONZE PRESS RH8341 42X11/2	38.66
0153050254002	JUNCAO ROS.M.BRONZE PRESS RH8341 54X2	50.64

**TES P/COBRE/BRONZE P****TES REDUCAO COBRE PRESS RZ9131**

01530302151215	TE RED.COBRE PRESS RZ9191 15X12X15	4.36
01530302151815	TE RED.COBRE PRESS RZ9191 15X18X15	7.75
01530302152215	TE RED.COBRE PRESS RZ9191 15X22X15	8.93
01530302181218	TE RED.COBRE PRESS RZ9191 18X12X18	5.97
01530302181515	TE RED.COBRE PRESS RZ9191 18X15X15	6.36
01530302181518	TE RED.COBRE PRESS RZ9191 18X15X18	3.32
01530302181815	TE RED.COBRE PRESS RZ9191 18X18X15	6.38
01530302182218	TE RED.COBRE PRESS RZ9191 18X22X18	9.00
01530302221515	TE RED.COBRE PRESS RZ9191 22X15X15	7.45
01530302221518	TE RED.COBRE PRESS RZ9191 22X15X18	8.32
01530302221522	TE RED.COBRE PRESS RZ9191 22X15X22	4.17
01530302221815	TE RED.COBRE PRESS RZ9191 22X18X15	8.63
01530302221818	TE RED.COBRE PRESS RZ9191 22X18X18	7.03
01530302221822	TE RED.COBRE PRESS RZ9191 22X18X22	4.98
01530302222215	TE RED.COBRE PRESS RZ9191 22X22X15	7.82
01530302222218	TE RED.COBRE PRESS RZ9191 22X22X18	9.44
01530302222822	TE RED.COBRE PRESS RZ9191 22X28X22	14.51
01530302281528	TE RED.COBRE PRESS RZ9191 28X15X28	9.54
01530302281828	TE RED.COBRE PRESS RZ9191 28X18X28	13.15
01530302282222	TE RED.COBRE PRESS RZ9191 28X22X22	12.84
01530302282228	TE RED.COBRE PRESS RZ9191 28X22X28	9.50
01530302282822	TE RED.COBRE PRESS RZ9191 28X28X22	14.50
01530302352235	TE RED.COBRE PRESS RZ9191 35X22X35	12.90
01530302352835	TE RED.COBRE PRESS RZ9191 35X28X35	13.60
01530302422842	TE RED.COBRE PRESS RZ9191 42X28X42	26.80
01530302423542	TE RED.COBRE PRESS RZ9191 42X35X42	36.94
01530302542854	TE RED.COBRE PRESS RZ9191 54X28X54	56.84





01530302543554	TE RED.COBRE PRESS RZ9191 54X35X54	59.02
01530302544254	TE RED.COBRE PRESS RZ9191 54X42X54	60.86

**TES ROSCA CENTRO FEM.BRONZ.PRESS RZ8130**

0153030312012	TE RO.CENT.F.BRONZE PRESS RZ8130 12X1/2	7.22
0153030315012	TE RO.CENT.F.BRONZE PRESS RZ8130 15X1/2	7.21
0153030318012	TE RO.CENT.F.BRONZE PRESS RZ8130 18X1/2	12.25
0153030322012	TE RO.CENT.F.BRONZE PRESS RZ8130 22X1/2	9.88
0153030322034	TE RO.CENT.F.BRONZE PRESS RZ8130 22X3/4	14.54
0153030328012	TE RO.CENT.F.BRONZE PRESS RZ8130 28X1/2	13.74
0153030328034	TE RO.CENT.F.BRONZE PRESS RZ8130 28X3/4	19.84
0153030335012	TE RO.CENT.F.BRONZE PRESS RZ8130 35X1/2	17.69
0153030342012	TE RO.CENT.F.BRONZE PRESS RZ8130 42X1/2	21.48
0153030354012	TE RO.CENT.F.BRONZE PRESS RZ8130 54X1/2	27.34

**TES SIMPLES COBRE PRESS RZ9130**

0153030112	TE SIMPLES COBRE PRESS RZ9130 12	3.62
0153030115	TE SIMPLES COBRE PRESS RZ9130 15	2.70
0153030118	TE SIMPLES COBRE PRESS RZ9130 18	3.62
0153030122	TE SIMPLES COBRE PRESS RZ9130 22	4.66
0153030128	TE SIMPLES COBRE PRESS RZ9130 28	8.18
0153030135	TE SIMPLES COBRE PRESS RZ9130 35	13.82
0153030142	TE SIMPLES COBRE PRESS RZ9130 42	26.86
0153030154	TE SIMPLES COBRE PRESS RZ9130 54	47.75

**UNIOES P/COBRE PRESS****UNIOES CRUZAM.F/F COBRE PRESS RZ9085**

0153010415	UNIAO CRUZAM.COBRE PRESS F/F RZ9085 15	10.06
0153010418	UNIAO CRUZAM.COBRE PRESS F/F RZ9085 18	10.90
0153010422	UNIAO CRUZAM.COBRE PRESS F/F RZ9085 22	12.59
0153010428	UNIAO CRUZAM.COBRE PRESS F/F RZ9085 28	SobConsulta

**UNIOES CRUZAM.M/F COBRE PRESS RZ9086**

0153010512	UNIAO CRUZAM.COBRE PRESS M/F RZ9086 12	2.42
0153010515	UNIAO CRUZAM.COBRE PRESS M/F RZ9086 15	2.04
0153010518	UNIAO CRUZAM.COBRE PRESS M/F RZ9086 18	5.82
0153010522	UNIAO CRUZAM.COBRE PRESS M/F RZ9086 22	7.66

**UNIOES DESLIZANTE COBRE PRESS RZ9271**

0153010612	UNIAO DESLIZANTE PRESS RZ9271 12	11.64
0153010615	UNIAO DESLIZANTE PRESS RZ9271 15	9.05
0153010618	UNIAO DESLIZANTE PRESS RZ9271 18	10.17
0153010622	UNIAO DESLIZANTE PRESS RZ9271 22	10.04
0153010628	UNIAO DESLIZANTE PRESS RZ9271 28	11.41
0153010635	UNIAO DESLIZANTE PRESS RZ9271 35	15.64

**UNIOES REDUCAO F/F COBRE PRESS RZ9240**

015301021512	UNIAO RED.COBRE PRESS F/F RZ9240 15X12	4.40
015301021815	UNIAO RED.COBRE PRESS F/F RZ9240 18X15	6.35
015301022215	UNIAO RED.COBRE PRESS F/F RZ9240 22X15	6.97
015301022218	UNIAO RED.COBRE PRESS F/F RZ9240 22X18	7.06
015301022822	UNIAO RED.COBRE PRESS F/F RZ9240 28X22	7.97
015301023528	UNIAO RED.COBRE PRESS F/F RZ9240 35X28	11.22
015301024235	UNIAO RED.COBRE PRESS F/F RZ9240 42X35	16.65

**UNIOES REDUCAO M/F.COBRE PRESS RZ9243**

015301031512	UNIAO RED.COBRE PRESS M/F RZ9243 15X12	2.02
015301031812	UNIAO RED.COBRE PRESS M/F RZ9243 18X12	1.42
015301031815	UNIAO RED.COBRE PRESS M/F RZ9243 18X15	1.40
015301032215	UNIAO RED.COBRE PRESS M/F RZ9243 22X15	1.70
015301032218	UNIAO RED.COBRE PRESS M/F RZ9243 22X18	1.76
015301032815	UNIAO RED.COBRE PRESS M/F RZ9243 28X15	4.30
015301032818	UNIAO RED.COBRE PRESS M/F RZ9243 28X18	4.36
015301032822	UNIAO RED.COBRE PRESS M/F RZ9243 28X22	4.51
015301033522	UNIAO RED.COBRE PRESS M/F RZ9243 35X22	5.31



015301033528	UNIAO RED.COBRE PRESS M/F RZ9243 35X28	5.84
015301034222	UNIAO RED.COBRE PRESS M/F RZ9243 42X22	9.08
015301034228	UNIAO RED.COBRE PRESS M/F RZ9243 42X28	8.84
015301034235	UNIAO RED.COBRE PRESS M/F RZ9243 42X35	8.64
015301035435	UNIAO RED.COBRE PRESS M/F RZ9243 54X35	12.08
015301035442	UNIAO RED.COBRE PRESS M/F RZ9243 54X42	11.55

**UNIOES SIMPLES COBRE PRESS RZ9270**

0153010112	UNIAO SIMPLES COBRE PRESS RZ9270 12	2.14
0153010115	UNIAO SIMPLES COBRE PRESS RZ9270 15	1.54
0153010118	UNIAO SIMPLES COBRE PRESS RZ9270 18	1.90
0153010122	UNIAO SIMPLES COBRE PRESS RZ9270 22	2.30
0153010128	UNIAO SIMPLES COBRE PRESS RZ9270 28	4.43
0153010135	UNIAO SIMPLES COBRE PRESS RZ9270 35	5.50
0153010142	UNIAO SIMPLES COBRE PRESS RZ9270 42	10.31
0153010154	UNIAO SIMPLES COBRE PRESS RZ9270 54	12.97

**ACESSORIOS EM LATAO ROSCADOS****AGULHETAS LATAO****AGULHETAS SIMPLES LATAO**

01091301020	AGULHETA LATAO 1/2	3.56
01091301025	AGULHETA LATAO 3/4	3.68
01091301B025	AGULHETA LATAO TIPO BOMBEIRO 3/4	20.40

**BATENTES LATAO****BATENTES SIMPLES LATAO**

01091101020	BATENTE LATAO 1/2	0.91
01091101025	BATENTE LATAO 3/4	1.00
01091101032	BATENTE LATAO 1	1.25
01091101050	BATENTE LATAO 1 1/2	1.96
01091101063	BATENTE LATAO 2	3.71

**CANHOES LATAO****CANHOES DEPOSITO LATAO P/FERRO**

01090105025020	CANHAO DEP.LAT.P/FER.3/4X1/2	2.49
01090105032025	CANHAO DEP.LAT.P/FER.1X3/4	3.56
01090105040032	CANHAO DEP.LAT.P/FER.11/4X1	5.09
01090105050040	CANHAO DEP.LAT.P/FER.11/2X11/4	5.47
01090105063050	CANHAO DEP.LAT.P/FER.2X11/2	9.78
01090105075063	CANHAO DEP.LAT.P/FER.21/2X2	21.05
01090105090075	CANHAO DEP.LAT.P/FER.3X21/2	24.82

**CANHOES DEPOSITO LATAO P/PLASTICO**

01090104020	CANHAO DEP.LAT.P/PLAST.1/2	2.91
01090104025	CANHAO DEP.LAT.P/PLAST.3/4	3.40
01090104032	CANHAO DEP.LAT.P/PLAST.1	4.66
01090104040	CANHAO DEP.LAT.P/PLAST.11/4	6.36
01090104050	CANHAO DEP.LAT.P/PLAST.11/2	8.47
01090104063	CANHAO DEP.LAT.P/PLAST.2	12.14
01090104075	CANHAO DEP.LAT.P/PLAST.21/2	34.99
01090104090	CANHAO DEP.LAT.P/PLAST.3	40.29

**CANHOES DUPLOS LATAO P/PLASTICO**

01090103010	CANHAO DUPLO LAT.P/PLAST.3/8	1.59
01090103020	CANHAO DUPLO LAT.P/PLAST.1/2	1.82
01090103025	CANHAO DUPLO LAT.P/PLAST.3/4	2.22
01090103032	CANHAO DUPLO LAT.P/PLAST.1	3.18
01090103040	CANHAO DUPLO LAT.P/PLAST.11/4	3.28
01090103050	CANHAO DUPLO LAT.P/PLAST.11/2	4.24
01090103063	CANHAO DUPLO LAT.P/PLAST.2	5.30
01090103075	CANHAO DUPLO LAT.P/PLAST.21/2	12.35
01090103090	CANHAO DUPLO LAT.P/PLAST.3	21.23
01090103110	CANHAO DUPLO LAT.P/PLAST.4	23.64

**CANHOES FEMEA LATAO P/PLASTICO**

+351 244 800 160  
+351 244 802 323



geral@canalcentro.pt  
info@canalcentro.pt



R. do Bailadouro s/nº,  
2410-211 Pousos

01090102010	CANHAO F LATAO P/PLAST.3/8	1.81
01090102020	CANHAO F LATAO P/PLAST.1/2	1.14
01090102025	CANHAO F LATAO P/PLAST.3/4	1.49
01090102032	CANHAO F LATAO P/PLAST.1	2.12
01090102040	CANHAO F LATAO P/PLAST.11/4	3.02
01090102050	CANHAO F LATAO P/PLAST.11/2	3.71
01090102063	CANHAO F LATAO P/PLAST.2	5.30
01090102075	CANHAO F LATAO P/PLAST.21/2	11.77
01090102090	CANHAO F LATAO P/PLAST.3	16.90
01090102110	CANHAO F LATAO P/PLAST.4	27.36

**CANHOES MACHO LATAO P/PLASTICO**

01090101010	CANHAO M LATAO P/PLAST.3/8	1.22
01090101020	CANHAO M LATAO P/PLAST.1/2	1.03
01090101025	CANHAO M LATAO P/PLAST.3/4	1.34
01090101032	CANHAO M LATAO P/PLAST.1	1.75
01090101040	CANHAO M LATAO P/PLAST.11/4	2.78
01090101050	CANHAO M LATAO P/PLAST.11/2	3.68
01090101063	CANHAO M LATAO P/PLAST.2	5.66
01090101075	CANHAO M LATAO P/PLAST.21/2	9.26
01090101090	CANHAO M LATAO P/PLAST.3	15.30
01090101110	CANHAO M LATAO P/PLAST.4	24.65

**CASQUILHOS LATAO****CASQUILHOS DUPLOS LATAO**

01090201015	CASQUILHO DUPLO LATAO 1/4	0.62
01090201020	CASQUILHO DUPLO LATAO 1/2	0.60
01090201025	CASQUILHO DUPLO LATAO 3/4	0.80
01090201032	CASQUILHO DUPLO LATAO 1	1.43
01090201040	CASQUILHO DUPLO LATAO 11/4	2.35
01090201050	CASQUILHO DUPLO LATAO 11/2	2.94
01090201063	CASQUILHO DUPLO LATAO 2	4.19
01090201075	CASQUILHO DUPLO LATAO 21/2	8.48
01090201090	CASQUILHO DUPLO LATAO 3	11.61
01090201110	CASQUILHO DUPLO LATAO 4	36.52
01090201140	CASQUILHO DUPLO LATAO 6	158.60

**CASQUILHOS DUPLOS REDUCAO LATAO**

01090202012010	CASQ.DUPLO RED.LAT.3/8X1/4	0.82
01090202020010	CASQ.DUPLO RED.LAT.1/2X1/4	0.93
01090202020012	CASQ.DUPLO RED.LAT.1/2X3/8	0.60
01090202025020	CASQ.DUPLO RED.LAT.3/4X1/2	0.82
01090202032020	CASQ.DUPLO RED.LAT.1X1/2	1.34
01090202032025	CASQ.DUPLO RED.LAT.1X3/4	1.34
01090202040020	CASQ.DUPLO RED.LAT.11/4X1/2	2.27
01090202040025	CASQ.DUPLO RED.LAT.11/4X3/4	2.27
01090202040032	CASQ.DUPLO RED.LAT.11/4X1	2.27
01090202050020	CASQ.DUPLO RED.LAT.11/2X1/2	2.94
01090202050025	CASQ.DUPLO RED.LAT.11/2X3/4	2.94
01090202050032	CASQ.DUPLO RED.LAT.11/2X1	3.55
01090202050040	CASQ.DUPLO RED.LAT.11/2X11/4	3.40
01090202063020	CASQ.DUPLO RED.LAT.2X1/2	4.49
01090202063025	CASQ.DUPLO RED.LAT.2X3/4	4.75
01090202063032	CASQ.DUPLO RED.LAT.2X1	4.75
01090202063040	CASQ.DUPLO RED.LAT.2X11/4	4.75
01090202063050	CASQ.DUPLO RED.LAT.2X11/2	4.75
01090202075040	CASQ.DUPLO RED.LAT.21/2X11/4	10.53
01090202075050	CASQ.DUPLO RED.LAT.21/2X11/2	10.53
01090202075063	CASQ.DUPLO RED.LAT.21/2X2	10.53
01090202090032	CASQ.DUPLO RED.LAT.3X1	20.58
01090202090063	CASQ.DUPLO RED.LAT.3X2	11.34
01090202090075	CASQ.DUPLO RED.LAT.3X21/2	14.32



01090202110063	CASQ.DUPLO RED.LAT.4X2	37.11
01090202110075	CASQ.DUPLO RED.LAT.4X21/2	37.11
01090202110090	CASQ.DUPLO RED.LAT.4X3	32.44

**CRUZETAS LATAO****CRUZETAS SIMPLES LATAO**

01091001020	CRUZETA LATAO 1/2	2.59
01091001025	CRUZETA LATAO 3/4	3.60
01091001032	CRUZETA LATAO 1	5.09
01091001040	CRUZETA LATAO 11/4	8.59
01091001050	CRUZETA LATAO 11/2	10.68
01091001063	CRUZETA LATAO 2	16.97
01091001075	CRUZETA LATAO 21/2	24.27
01091001090	CRUZETA LATAO 3	36.98

**CURVAS LATAO****CURVAS F/F LATAO**

01090901020	CURVA F/F LATAO 1/2	3.72
01090901025	CURVA F/F LATAO 3/4	4.75
01090901032	CURVA F/F LATAO 1	6.34
01090901040	CURVA F/F LATAO 11/4	12.04
01090901050	CURVA F/F LATAO 11/2	13.82
01090901063	CURVA F/F LATAO 2	22.64
01090901075	CURVA F/F LATAO 21/2	42.41
01090901090	CURVA F/F LATAO 3	79.52

**CURVAS F/F LATAO 45°**

01090904032	CURVA F/F LATAO 45° 1	7.64
01090904040	CURVA F/F LATAO 45° 11/4	11.14
01090904050	CURVA F/F LATAO 45° 11/2	15.65
01090904063	CURVA F/F LATAO 45° 2	25.77

**CURVAS M/F LATAO**

01090902020	CURVA M/F LATAO 1/2	3.72
01090902025	CURVA M/F LATAO 3/4	4.57
01090902032	CURVA M/F LATAO 1	6.01
01090902040	CURVA M/F LATAO 11/4	11.07
01090902050	CURVA M/F LATAO 11/2	12.95
01090902063	CURVA M/F LATAO 2	22.64
01090902075	CURVA M/F LATAO 21/2	41.34
01090902090	CURVA M/F LATAO 3	52.00

**CURVAS M/F LATAO 45°**

01090905032	CURVA M/F LATAO 45° 1	7.74
01090905050	CURVA M/F LATAO 45° 11/2	15.90
01090905063	CURVA M/F LATAO 45° 2	26.57
01090905090	CURVA M/F LATAO 45° 3	41.65

**JOELHOS LATAO****JOELHOS 3 VIAS LATAO**

01090305020	JOELHO 3 VIAS LATAO 1/2	2.46
01090305025	JOELHO 3 VIAS LATAO 3/4	3.14
01090305032	JOELHO 3 VIAS LATAO 1	4.08

**JOELHOS C/PATER LATAO**

01090304020	JOELHO C/PATER LATAO 1/2	2.97
01090304025	JOELHO C/PATER LATAO 3/4	3.96
01090304032	JOELHO C/PATER LATAO 1	5.14

**JOELHOS F/F LATAO**

01090301020	JOELHO F/F LATAO 1/2	1.14
01090301025	JOELHO F/F LATAO 3/4	1.58
01090301032	JOELHO F/F LATAO 1	2.49
01090301040	JOELHO F/F LATAO 11/4	3.99
01090301050	JOELHO F/F LATAO 11/2	5.22
01090301063	JOELHO F/F LATAO 2	8.28



01090301075	JOELHO F/F LATAO 21/2	16.90
01090301090	JOELHO F/F LATAO 3	24.72
01090301110	JOELHO F/F LATAO 4	67.60

**JOELHOS M/F LATAO**

01090302020	JOELHO M/F LATAO 1/2	1.20
01090302025	JOELHO M/F LATAO 3/4	1.67
01090302032	JOELHO M/F LATAO 1	2.48
01090302040	JOELHO M/F LATAO 11/4	4.44
01090302050	JOELHO M/F LATAO 11/2	5.09
01090302063	JOELHO M/F LATAO 2	7.96
01090302075	JOELHO M/F LATAO 21/2	16.97
01090302090	JOELHO M/F LATAO 3	28.72
01090302110	JOELHO M/F LATAO 4	41.40

**JOELHOS REDUCAO LATAO**

01090303025020	JOELHO RED.LAT.3/4X1/2	1.58
01090303032020	JOELHO RED.LAT.1X1/2	2.24
01090303032025	JOELHO RED.LAT.1X3/4	2.24
01090303040020	JOELHO RED.LAT.11/4X1/2	3.47
01090303040025	JOELHO RED.LAT.11/4X3/4	3.47
01090303040032	JOELHO RED.LAT.11/4X1	3.47
01090303050020	JOELHO RED.LAT.11/2X1/2	3.34
01090303050025	JOELHO RED.LAT.11/2X3/4	5.20
01090303050032	JOELHO RED.LAT.11/2X1	5.20
01090303050040	JOELHO RED.LAT.11/2X11/4	5.20
01090303063020	JOELHO RED.LAT.2X1/2	4.44
01090303063025	JOELHO RED.LAT.2X3/4	6.18
01090303063032	JOELHO RED.LAT.2X1	6.18
01090303063040	JOELHO RED.LAT.2X11/4	6.18
01090303063050	JOELHO RED.LAT.2X11/2	6.18
01090303075020	JOELHO RED.LAT.21/2X1/2	SobConsulta
01090303075025	JOELHO RED.LAT.21/2X3/4	SobConsulta
01090303075032	JOELHO RED.LAT.21/2X1	SobConsulta
01090303075040	JOELHO RED.LAT.21/2X11/4	SobConsulta
01090303075050	JOELHO RED.LAT.21/2X11/2	SobConsulta
01090303075063	JOELHO RED.LAT.21/2X2	14.54

**JUNCOES S/CONICA LAT****JUNCOES P/MOTOR C/CASQUILHO MACHO LATAO**

01090403025	JUNCAO P/MOTOR C/CASQUILHO M.LATAO 3/4	5.14
01090403032	JUNCAO P/MOTOR C/CASQUILHO M.LATAO 1	6.74
01090403040	JUNCAO P/MOTOR C/CASQUILHO M.LATAO 11/4	8.10
01090403050	JUNCAO P/MOTOR C/CASQUILHO M.LATAO 11/2	11.01
01090403063	JUNCAO P/MOTOR C/CASQUILHO M.LATAO 2	18.01
01090403075	JUNCAO P/MOTOR C/CASQUILHO M.LATAO 21/2	28.81
01090403090	JUNCAO P/MOTOR C/CASQUILHO M.LATAO 3	41.18

**JUNCOES S/CONICA F/F LATAO**

01090401020	JUNCAO S/CONICA F/F LATAO 1/2	3.40
01090401025	JUNCAO S/CONICA F/F LATAO 3/4	4.13
01090401032	JUNCAO S/CONICA F/F LATAO 1	5.32
01090401040	JUNCAO S/CONICA F/F LATAO 11/4	7.72
01090401050	JUNCAO S/CONICA F/F LATAO 11/2	10.86
01090401063	JUNCAO S/CONICA F/F LATAO 2	13.48
01090401075	JUNCAO S/CONICA F/F LATAO 21/2	37.64
01090401090	JUNCAO S/CONICA F/F LATAO 3	45.95
01090401110	JUNCAO S/CONICA F/F LATAO 4	185.26

**JUNCOES S/CONICA M/F LATAO**

01090402020	JUNCAO S/CONICA M/F LATAO 1/2	4.56
01090402025	JUNCAO S/CONICA M/F LATAO 3/4	5.66
01090402032	JUNCAO S/CONICA M/F LATAO 1	6.98
01090402040	JUNCAO S/CONICA M/F LATAO 11/4	8.68



+351 244 800 160  
+351 244 802 323



geral@canalcentro.pt  
info@canalcentro.pt



R. do Bailadouro s/nº,  
2410-211 Pousos



01090402050	JUNCAO S/CONICA M/F LATAO 11/2	11.53
01090402063	JUNCAO S/CONICA M/F LATAO 2	14.41
01090402075	JUNCAO S/CONICA M/F LATAO 21/2	46.31
01090402090	JUNCAO S/CONICA M/F LATAO 3	59.58

**JUNCOES SEDE CONICA C/ORELHAS LATAO M/F**

01090405025	JUNCAO S/CONICA C/ORELHAS LAT.M/F 3/4	5.66
01090405032	JUNCAO S/CONICA C/ORELHAS LAT.M/F 1	6.97
01090405040	JUNCAO S/CONICA C/ORELHAS LAT.M/F 11/4	8.68
01090405050	JUNCAO S/CONICA C/ORELHAS LAT.M/F 11/2	11.53
01090405063	JUNCAO S/CONICA C/ORELHAS LAT.M/F 2	14.41
01090405075	JUNCAO S/CONICA C/ORELHAS LAT.M/F 21/2	46.31
01090405090	JUNCAO S/CONICA C/ORELHAS LAT.M/F 3	63.27

**PORCAS LATAO****PORCAS REDUCAO LATAO**

01090501020009	PORCA RED.LATAO 1/2X1/4	0.62
01090501020010	PORCA RED.LATAO 1/2X3/8	0.42
01090501025020	PORCA RED.LATAO 3/4X1/2	0.62
01090501032020	PORCA RED.LATAO 1X1/2	1.29
01090501032025	PORCA RED.LATAO 1X3/4	0.94
01090501040020	PORCA RED.LATAO 11/4X1/2	1.97
01090501040025	PORCA RED.LATAO 11/4X3/4	1.97
01090501040032	PORCA RED.LATAO 11/4X1	1.50
01090501050020	PORCA RED.LATAO 11/2X1/2	2.96
01090501050025	PORCA RED.LATAO 11/2X3/4	2.90
01090501050032	PORCA RED.LATAO 11/2X1	2.90
01090501050040	PORCA RED.LATAO 11/2X11/4	2.05
01090501063020	PORCA RED.LATAO 2X1/2	3.92
01090501063025	PORCA RED.LATAO 2X3/4	3.92
01090501063032	PORCA RED.LATAO 2X1	3.92
01090501063040	PORCA RED.LATAO 2X11/4	3.92
01090501063050	PORCA RED.LATAO 2X11/2	3.24
01090501075032	PORCA RED.LATAO 21/2X1	10.30
01090501075040	PORCA RED.LATAO 21/2X11/4	10.53
01090501075050	PORCA RED.LATAO 21/2X11/2	9.26
01090501075063	PORCA RED.LATAO 21/2X2	9.26
01090501090032	PORCA RED.LATAO 3X1	13.90
01090501090040	PORCA RED.LATAO 3X11/4	13.26
01090501090050	PORCA RED.LATAO 3X11/2	11.67
01090501090063	PORCA RED.LATAO 3X2	11.67
01090501090075	PORCA RED.LATAO 3X21/2	11.67
01090501110063	PORCA RED.LATAO 4X2	19.50
01090501110075	PORCA RED.LATAO 4X21/2	19.07
01090501110090	PORCA RED.LATAO 4X3	18.88
01090501125075	PORCA RED.LATAO 5X21/2	156.00
01090501125110	PORCA RED.LATAO 5X4	92.00

**RECORDS LATAO****RECORDS LIGACAO RAPIDO LATAO FEMEA**

01091203020	RECORD LIG.RAPIDO LATAO F 1/2	2.59
01091203025	RECORD LIG.RAPIDO LATAO F 3/4	2.61
01091203032	RECORD LIG.RAPIDO LATAO F 1	2.78
01091203040	RECORD LIG.RAPIDO LATAO F 11/4	3.05
01091203050	RECORD LIG.RAPIDO LATAO F 11/2	4.47

**RECORDS LIGACAO RAPIDO LATAO MACHO**

01091202020	RECORD LIG.RAPIDO LATAO M 1/2	2.53
01091202025	RECORD LIG.RAPIDO LATAO M 3/4	2.55
01091202032	RECORD LIG.RAPIDO LATAO M 1	2.64
01091202040	RECORD LIG.RAPIDO LATAO M 11/4	3.80
01091202050	RECORD LIG.RAPIDO LATAO M 11/2	4.34

**RECORDS LIGACAO RAPIDO LATAO PORTA-TUBOS**

+351 244 800 160  
+351 244 802 323



geral@canalcentro.pt  
info@canalcentro.pt



R. do Bailadouro s/nº,  
2410-211 Pousos



01091204020	RECORD LIG.RAPI.LAT.PORTA-TUBOS 1/2	2.49
01091204025	RECORD LIG.RAPI.LAT.PORTA-TUBOS 3/4	2.72
01091204032	RECORD LIG.RAPI.LAT.PORTA-TUBOS 1	2.93
01091204040	RECORD LIG.RAPI.LAT.PORTA-TUBOS 11/4	4.05
01091204050	RECORD LIG.RAPI.LAT.PORTA-TUBOS 11/2	6.06

**TAMPOES LATAO****TAMPOES FEMEA LATAO**

01090602010	TAMPAO F LATAO 3/8	0.50
01090602020	TAMPAO F LATAO 1/2	0.42
01090602025	TAMPAO F LATAO 3/4	0.59
01090602032	TAMPAO F LATAO 1	0.98
01090602040	TAMPAO F LATAO 11/4	1.90
01090602050	TAMPAO F LATAO 11/2	2.46
01090602063	TAMPAO F LATAO 2	3.32
01090602075	TAMPAO F LATAO 21/2	9.52
01090602090	TAMPAO F LATAO 3	13.14

**TAMPOES MACHO LATAO**

01090601010	TAMPAO M LATAO 3/8	0.41
01090601020	TAMPAO M LATAO 1/2	0.41
01090601025	TAMPAO M LATAO 3/4	0.72
01090601032	TAMPAO M LATAO 1	1.14
01090601040	TAMPAO M LATAO 11/4	1.82
01090601050	TAMPAO M LATAO 11/2	2.12
01090601063	TAMPAO M LATAO 2	3.24
01090601075	TAMPAO M LATAO 21/2	8.47
01090601090	TAMPAO M LATAO 3	13.36

**TES LATAO****TES 5 VIAS LATAO**

01090704032	TE LATAO 5 VIAS 1"	5.75
-------------	--------------------	------

**TES M/F/F LATAO**

01090705025	TE M/F/F LATAO 3/4"	3.30
-------------	---------------------	------

**TES SIMPLES LATAO**

01090701020	TE SIMPLES LATAO 1/2	1.51
01090701025	TE SIMPLES LATAO 3/4	2.11
01090701032	TE SIMPLES LATAO 1	3.08
01090701040	TE SIMPLES LATAO 11/4	5.20
01090701050	TE SIMPLES LATAO 11/2	7.32
01090701063	TE SIMPLES LATAO 2	9.64
01090701075	TE SIMPLES LATAO 21/2	18.42
01090701090	TE SIMPLES LATAO 3	33.92
01090701110	TE SIMPLES LATAO 4	50.00

**TES SIMPLES REDUCAO LATAO**

01090702020025020	TE SIMP.RED.LATAO 1/2X3/4X1/2	3.09
01090702025020020	TE SIMP.RED.LATAO 3/4X1/2X1/2	3.09
01090702025020025	TE SIMP.RED.LATAO 3/4X1/2X3/4	2.11
01090702025025020	TE SIMP.RED.LATAO 3/4X3/4X1/2	3.64
01090702032020	TE SIMP.RED.LATAO 1X1/2	3.02
01090702032025	TE SIMP.RED.LATAO 1X3/4	3.02
01090702040020	TE SIMP.RED.LATAO 11/4X1/2	4.51
01090702040025	TE SIMP.RED.LATAO 11/4X3/4	4.51
01090702040032	TE SIMP.RED.LATAO 11/4X1	4.51
01090702050020	TE SIMP.RED.LATAO 11/2X1/2	5.56
01090702050025	TE SIMP.RED.LATAO 11/2X3/4	5.56
01090702050032	TE SIMP.RED.LATAO 11/2X1	5.68
01090702050040	TE SIMP.RED.LATAO 11/2X11/4	5.65
01090702063020	TE SIMP.RED.LATAO 2X1/2	9.64
01090702063025	TE SIMP.RED.LATAO 2X3/4	9.64
01090702063032	TE SIMP.RED.LATAO 2X1	9.64





01090702063040	TE SIMP.RED.LATAO 2X11/4	9.64
01090702063050	TE SIMP.RED.LATAO 2X11/2	9.70
01090702075050	TE SIMP.RED.LATAO 21/2X11/2	20.58
01090702075063	TE SIMP.RED.LATAO 21/2X2	20.58
01090702090032	TE SIMP.RED.LATAO 3X1	37.11
01090702090040	TE SIMP.RED.LATAO 3X11/4	37.11
01090702090050	TE SIMP.RED.LATAO 3X11/2	42.41
01090702090063	TE SIMP.RED.LATAO 3X2	42.41
01090702090075	TE SIMP.RED.LATAO 3X21/2	36.36

**UNIOES LATAO****UNIOES CRUZAMENTO LATAO**

01090805020	UNIAO CRUZAMENTO LATAO 1/2	3.28
01090805025	UNIAO CRUZAMENTO LATAO 3/4	4.85
01090805032	UNIAO CRUZAMENTO LATAO 1	6.51

**UNIOES F/F LATAO**

01090801015	UNIAO F/F LATAO 1/4	1.05
01090801020	UNIAO F/F LATAO 1/2	1.03
01090801025	UNIAO F/F LATAO 3/4	1.20
01090801032	UNIAO F/F LATAO 1	1.85
01090801040	UNIAO F/F LATAO 11/4	3.07
01090801050	UNIAO F/F LATAO 11/2	3.82
01090801063	UNIAO F/F LATAO 2	6.12
01090801075	UNIAO F/F LATAO 21/2	8.80
01090801090	UNIAO F/F LATAO 3	14.41

**UNIOES M/F LATAO**

01090802020	UNIAO M/F LATAO 1/2	0.83
01090802025	UNIAO M/F LATAO 3/4	1.32
01090802032	UNIAO M/F LATAO 1	2.08
01090802040	UNIAO M/F LATAO 11/4	4.00
01090802050	UNIAO M/F LATAO 11/2	4.45
01090802063	UNIAO M/F LATAO 2	6.46
01090802075	UNIAO M/F LATAO 21/2	10.82
01090802090	UNIAO M/F LATAO 3	18.19
01090802150020	UNIAO LATAO SEXT.M/F 1/2	0.83
01090802200020	UNIAO LATAO SEXT.M/F 2CM 1/2	0.96

**UNIOES REDUCAO F/F LATAO**

01090803020012	UNIAO RED.F/F LAT.1/2X3/8	1.55
01090803025020	UNIAO RED.F/F LAT.3/4X1/2	1.20
01090803032020	UNIAO RED.F/F LAT.1X1/2	1.91
01090803032025	UNIAO RED.F/F LAT.1X3/4	1.76
01090803040020	UNIAO RED.F/F LAT.11/4X1/2	3.52
01090803040025	UNIAO RED.F/F LAT.11/4X3/4	3.02
01090803040032	UNIAO RED.F/F LAT.11/4X1	3.02
01090803050020	UNIAO RED.F/F LAT.11/2X1/2	4.56
01090803050025	UNIAO RED.F/F LAT.11/2X3/4	4.56
01090803050032	UNIAO RED.F/F LAT.11/2X1	3.92
01090803050040	UNIAO RED.F/F LAT. 11/2X11/4	3.28
01090803063020	UNIAO RED.F/F LAT.2X1/2	6.83
01090803063025	UNIAO RED.F/F LAT.2X3/4	6.83
01090803063032	UNIAO RED.F/F LAT.2X1	6.83
01090803063050	UNIAO RED.F/F LAT.2X11/2	5.90
01090803075063	UNIAO RED.F/F LAT.2 1/2X2	11.77
01090803090050	UNIAO RED.F/F LAT.3X11/2	20.58
01090803090063	UNIAO RED.F/F LAT.3X2	20.58

**UNIOES REDUCAO M/F LATAO**

01090804025020	UNIAO RED.M/F LAT.3/4X1/2	1.18
01090804032020	UNIAO RED.M/F LAT.1X1/2	1.81
01090804032025	UNIAO RED.M/F LAT.1X3/4	1.71
01090804040020	UNIAO RED.M/F LAT.11/4X1/2	4.03



01090804040025	UNIAO RED.M/F LAT.11/4X3/4	4.03
01090804040032	UNIAO RED.M/F LAT.11/4X1	4.08
01090804050020	UNIAO RED.M/F LAT.11/2X1/2	5.25
01090804050025	UNIAO RED.M/F LAT.11/2X3/4	4.56
01090804050032	UNIAO RED.M/F LAT.11/2X1	5.14
01090804050040	UNIAO RED.M/F LAT.11/2X11/4	3.34
01090804063020	UNIAO RED.M/F LAT.2X1/2	7.22
01090804063040	UNIAO RED.M/F LAT.2X11/4	6.58
01090804063050	UNIAO RED.M/F LAT.2X11/2	6.72
01090804075050	UNIAO RED.M/F LAT.21/2X11/2	14.41
01090804075063	UNIAO RED.M/F LAT.21/2X2	14.41
01090804090063	UNIAO RED.M/F LAT.3X2	30.88
01090804090075	UNIAO RED.M/F LAT.3X21/2	35.02

**ACESSORIOS ROSCADOS CROMADOS****AUMENTOS****AUMENTOS M/F CROMADOS NORMAIS**

0125030110	AUMENTO M/F CROM.3/4X1/2 1,5CM	1.36
0125030111	AUMENTO M/F CROM.3/4X1/2 3CM	1.48
0125030115	AUMENTO M/F CROM.REF..3/4X3/4 1,5CM	1.42
0125030116	AUMENTO M/F CROM.REF.3/4X3/4 2CM	1.66
0125030118	AUMENTO M/F CROM.REF.3/4X3/4 3CM	2.20
0125030119	AUMENTO M/F CROM.REF.3/4X3/4 5CM	3.38
0125030120	AUMENTO M/F CROM.REF.3/4X3/4 8CM	4.76
0125030121	AUMENTO M/F CROM.REF.3/4X3/4 10CM	5.76

**AUMENTOS M/F CROMADOS REFORCADOS**

0125030201	AUMENTO M/F CROM.REF.1/2X1/2 1CM	1.34
0125030202	AUMENTO M/F CROM.REF.1/2X1/2 2CM	1.35
0125030203	AUMENTO M/F CROM.REF.1/2X1/2 3CM	1.80
0125030204	AUMENTO M/F CROM.REF.1/2X1/2 5CM	2.75
0125030205	AUMENTO M/F CROM.REF.1/2X1/2 1.5CM	1.15
0125030208	AUMENTO M/F CROM.REF.1/2X1/2 8CM	3.84
0125030210	AUMENTO M/F CROM.REF.1/2X1/2 10CM	4.54

**AUMENTOS M/F REDUCAO CROMADOS**

0125030301	AUMENTO M/F CROM.1/2X3/8	0.86
0125030302	AUMENTO M/F CROM.3/4 X1/2	1.36

**CASQUILHOS CROMADOS****CASQUILHOS DUPLOS CROMADOS**

0125010301	CASQUILHO DUPLO CROM.1/4 X 1/4	0.75
0125010302	CASQUILHO DUPLO CROM.3/8 X3/8	0.87
0125010303	CASQUILHO DUPLO CROM.1/2 X1/2	1.04
0125010304	CASQUILHO DUPLO CROM.3/4 X3/4	1.44
0125010305	CASQ.DUPLO CROM.1/2 X1/2 M/M C/SEXT.	2.14

**CASQUILHOS DUPLOS REDUCAO CROMADOS**

0125010401	CASQUILHO DUPLO RED.CROM.3/8X1/4	0.75
0125010402	CASQUILHO DUPLO RED.CROM.1/2X1/4	0.78
0125010403	CASQUILHO DUPLO RED.CROM.1/2X3/8	1.04
0125010404	CASQUILHO DUPLO RED.CROM.3/4X1/2	1.49

**CASQUILHOS LIGACAO C/PORCA CROMADOS**

0125010201	CASQ.LIGACAO COMP.CROM.1/2X3/8 2CM	1.06
0125010202	CASQ.LIGACAO COMP.CROM.1/2X3/8 4CM	1.41
0125010203	CASQ.LIGACAO COMP.CROM.1/2X1/2 2CM	1.16
0125010204	CASQ.LICACAO COMP.CROM.1/2X1/2 4CM	1.52

**CASQUILHOS LIGACAO S/PORCA CROMADOS**

0125010101	CASQUILHO LIGACAO CROM.3/8X1/2 2CM	1.08
0125010102	CASQUILHO LIGACAO CROM.3/8X1/2 3CM	1.42
0125010103	CASQUILHO LIGACAO CROM.3/8X1/2 4CM	1.49
0125010104	CASQUILHO LIGACAO CROM.1/2X1/2 2CM	1.08
0125010105	CASQUILHO LIGACAO CROM.1/2X1/2 3CM	1.42



0125010106	CASQUILHO LIGACAO CROM.1/2X1/2 4CM	1.65
0125010107	CASQUILHO LIGACAO CROM.3/4X3/4 2CM	1.55
0125010108	CASQUILHO LIGACAO CROM.3/4X3/4 3CM	2.10
0125010109	CASQUILHO LIGACAO CROM.3/4X3/4 4CM	2.52
0125010111	CASQUILHO LIGACAO CROM.1/2X3/4 2CM	1.55

**CURVAS****CURVAS CROMADAS**

01250406040	CURVA 11/4 CROMO A-137	5.25
-------------	------------------------	------

**CURVAS CROMADAS P/CHUVEIRO 45°**

0125040501	CURVA M/F CROM.POLIDA 45° 1/2X1/2	5.73
0125040502	CURVA M/F CROM.FOSCA 45° 1/2X1/2	3.89

**CURVAS F/F CROMADAS**

0125040301	CURVA F/F CROM.1/2X3/8	1.62
0125040302	CURVA F/F CROM.1/2X1/2	4.22
0125040303	CURVA F/F CROM.1/2X3/4	2.76
0125040304	CURVA P/ESQ.PORCA CROM.1/2X3/8	3.43
01250403041	CURVA P/ESQ.PORCA CROM.1/2X3/4 F	3.43
0125040305	CURVA F/F CROM.3/4X3/4	2.76

**CURVAS M/F CROMADAS**

0125040201	CURVA M/F CROM.1/2X3/8	1.52
0125040202	CURVA M/F CROM.1/2X1/2	4.22
0125040203	CURVA M/F CROM.1/2X3/4	2.76
0125040204	CURVA M/F CROM.3/4X3/4	2.76

**CURVAS M/M CROMADAS**

0125040101	CURVA M/M CROM.1/2X3/8	3.50
0125040102	CURVA M/M CROM.1/2X1/2	4.22
0125040103	CURVA M/M CROM.1/2X3/4	4.22

**CURVAS P/LIGACAO MONOBLOCO**

0125040401	CURVA C/ESPEHL.CR P/LIG.MO.1/2X3/8 B3152	2.80
0125040402	CURVA C/ESPEHL.CR P/LIG.MO.1/2X1/2 B3160	3.88
0125040403	CURVA S/ESPEHL.CR P/LIG.MO.1/2X3/8 B3156	2.53

**DIVERSOS****DIVERSOS CROMADOS**

0125090101	PAR EXCENTR.CROM.NORMAL P/MISTURA.	5.13
0125090101ECL	EXCENTR.CROM.LONGO P/MISTURA SEM ESP	3.82
0125090101EML	ESPELHO P/MISTURADORA LARGO	3.34
0125090102	PAR EXENTR.CROM.LONGOS P/MISTURA.	15.87
0125090103	TRIANGULO P/CORRENTE PEROLA	0.05
0125090104	ENGATE P/CORRENTE PEROLA	0.06
0125090105	TAMPA BORRACHA P/VALV.LAVATORIO	0.63
0125090106	PITON C/CORRENTE M/B	1.82
0125090107	CORRENTE PEROLA 3.5	1.52
0125090108	LIGACAO MONOBLOCO C/AFINADOR	4.01
0125090109	PITON C/CORRENTE OURO	SobConsulta

**ESPELHOS****ESPELHOS CROMADOS INOX**

0125060101	ESPELHO CROM.1/2 NORMAL	0.20
0125060102	ESPELHO CROM.3/4 NORMAL	0.19
0125060103	ESPELHO CROM.1/2 LARGO	0.30
0125060104	ESPELHO CROM.3/4 LARGO	0.30

**ORING'S****ORING'S CONICOS**

0125080101	ORING CONICO 3/8	0.10
0125080102	ORING CONICO 1/2	0.10
0125080103	ORING CONICO 3/4	0.13

**PORCAS****PORCAS CROMADAS & BICONE "ARCO"**

+351 244 800 160  
+351 244 802 323



geral@canalcentro.pt  
info@canalcentro.pt



R. do Bailadouro s/nº,  
2410-211 Pousos



01250203001	BICONE CONICO A-80 3/8 9011	0.20
01250203002	BICONE CONICO A-80 1/2 9012	0.20
01250203010	PORCA CROM.A-80 3/8 9001	0.81
01250203020	PORCA CROM.A-80 1/2 9002	1.34

**PORCAS FEMEAS CROMADAS**

0125020201	PORCA F CROMADA 3/8X10	0.34
0125020202	PORCA F CROMADA 3/8X12	0.25
0125020204	PORCA F CROMADA 1/2X12	0.62

**PORCAS REDUCAO CROMADAS**

0125020101	PORCA REDUCAO CROM.3/8X1/4	0.84
0125020102	PORCA REDUCAO CROM.1/2X1/4	0.77
0125020103	PORCA REDUCAO CROM.1/2X3/8	0.76
0125020104	PORCA REDUCAO CROM.3/4 X1/2	0.90

**TAMPOES****TAMPOES CROMADOS FEMEA**

0125100201	TAMPAO CROM.F 3/8	0.98
0125100202	TAMPAO CROM.F 1/2	0.76
0125100203	TAMPAO CROM.F 3/4	1.11

**TAMPOES CROMADOS MACHO**

0125100101	TAMPAO CROM.M 1/2	0.80
0125100102	TAMPAO CROM.M 3/8	1.16
0125100103	TAMPAO CROM.M 3/4	1.11

**TES CROMADOS****TES CROMADOS**

01250501020	TE CROM. F/F/F 1/2	4.44
012505010201	TE CROM. F/M/M 1/2	4.44
012505010202	TE CROM. F/F/M 1/2	4.44
012505010203	TE CROM. M/M/M 1/2	5.64
012505010204	TE CROM. F/M/F 1/2	5.64
01250501025	TE CROM. F/F/F 3/4	4.17

**ACESSÓRIOS P/INSTALAÇÃO SANITARIAS****"TRITURADORAS ""SFA"****ACESSÓRIOS P/SANITAS TRITURADORAS "SFA"**

0122402001	DESINCRUSTANTE P/SANT.TRITURAD.SFA	40.00
------------	------------------------------------	-------

**BOMBAS P/CONDENSADOS SFA**

0122400302	BOMBA P/CONDENSA.SANICONDENS CLIM DECO2	85.00
0122400304	BOMBA P/CONDENSA.SANICONDENS CLIM MINI	100.00

**BOMBAS SFA**

01224002002	SANIFLOOR 1+SUMIDOURO P/DUCHE DE OBRA	880.00
0122400201	BOMBA TRITURADORA SFA SANISPEED	870.00
0122400202	BOMBA P/USO PROFISSIONAL SFA SANICOM 1	1115.0

**ESTAÇÕES ELEVATORIAS - INST.P/SOTERRAR**

0122400601	SANIPUMP BOMBA TRITURADORA SUBMERSIVEL	550.00
------------	--	--------

**ESTAÇÕES ELEVATORIAS C/TRITURADORES SFA**

0122400401	ESTAÇÃO EL.C/TRITUR.SANICUBIC 1	1500.0
0122400402	ESTAÇÃO EL.C/TRITUR.SANICUBIC 2 CLASSIC	2500.0

**TRITURAD.P/SANITAS "SFA" GAMA DOMESTA**

0122400101	TRITURADOR SFA SANIVITE	620.00
0122400102	TRITURADOR SFA SANITOP	575.00
0122400103	TRITURADOR SFA SANITRIT	605.00
0122400104	TRITURADOR SFA SANIPRO	690.00
0122400105	TRITURADOR SFA SANIPLUS	810.00
0122400106	TRITURADOR SFA SANIPACK	730.00
0122400107	TRITURADOR SFA SANIPACK PRO UP	780.00
0122400108	TRITURADOR SFA SANICOMPACT C43	795.00
01224001080	SANITA C/TRITURAD.SANICOMPACT CONFORT LV	995.00
0122400111	BOMBA P/CONDENSA.SANICONDENS PRO	120.00



01224001110	BOMBA P/CONDENSA.SANICONDENS BASIC	110.00
01224001111	BOMBA SANICONDENS DECO PLUS	90.00
0122400112	TRITURADORA SFA SANISHOWER	530.00
0122400113	TRITURADOR SFA SANIBEST PRO	1015.0

**TRITURADORES + ESTRUTURAS SFA**

0122400501	TRITURADOR SFA SANIWALL PRO C/ESTRUTURA	1265.0
------------	---	--------

**ACESSORIOS JIMTEN****ACESSORIOS CROMADOS JUMTEN**

0122050122029	22029 CURVA EXTENS.11/4 CROM.A-72	4.89
0122050122052	22052 VALVULA RESPIRO 114X32 A-112	4.24
0122050122053	22053 VALVULA RESPIRO 114X40 A-112	4.28
0122050122084	22084 TE P/TUBO LISO 11/2 A-129	9.22
0122050122095	22095 TUBO LISO PP CROM.32X1100 A-135	12.86
0122050130012	30012 AUMENTO CROMADO B32X400 A-110	13.20
0122050131017	31017 VEDACAO CONICA PVC 11/2X32	7.71

**VALVULAS LAVATORIO JIMTEN**

0122050211016	11016 VALVULA LAVATORIO 11/4 JIMTEN S-13	3.68
---------------	--	------

**ACESSORIOS PROLIPROP****CURVAS POLIPROPILENO FLEX. JOTIFLEX**

01223501040	CURVA POLIPROPILENO FLEXIVEL 40	2.82
01223501050	CURVA POLIPROPILENO FLEXIVEL 50	3.57
01223501075	CURVA POLIPROPILENO FLEXIVEL 75	6.73
01223501110	CURVA POLIPROPILENO FLEXIVEL 110	9.83

**FORQUILHAS POLIPROPILENO FLEX. JOTIFEX**

01223502040	FORQ.POLIPROPILENO FLEXIVEL 40	3.20
01223502050	FORQ.POLIPROPILENO FLEXIVEL 50	3.69
01223502075	FORQ.POLIPROPILENO FLEXIVEL 75	6.74
01223502110	FORQ.POLIPROPILENO FLEXIVEL 110	10.48

**ARTIGOS HOSPITALARES****APOIOS EM INOX - LINHA AS (ECO)**

012230010612	APOIO SANIT.BASC.PAR.INOX DIRT. LCASA612	89.96
012230010613	APOIO SANIT.BASC.PAR.INOX ESQ. LCASA613	89.96
012230010614	APOIO SANIT.FIXO PAR.INOX DIRT. LCASI614	95.17
012230010615	APOIO SANIT.FIXO PAR.INOX ESQ. LCASI615	95.17
012230010616	APOIO SANIT.BASC.PAR.INOX C/P.R.LCASA616	95.17

**APOIOS P/ LAVATORIOS EM INOX - LINHA AS**

012230020385	SUPORTE LAVAT.BASC.INOX ES SBL 385	277.15
--------------	------------------------------------	--------

**EMBOQUES****CURVAS P/SANITA MOD.ANTIGOS**

01222325090040D	CURVA PVC SANITA ANTIGA 90 SAIDA 40 DIRT	10.30
01222325090040E	CURVA PVC SANITA ANTIGA 90 SAIDA 40 ESQ	10.30
01222325090040F	CURVA PVC SANITA ANTIGA 90 SAIDA 40 FRT	10.30
01222325090050D	CURVA PVC SANITA ANTIGA 90 SAIDA 50 DIRT	10.30
01222325090050E	CURVA PVC SANITA ANTIGA 90 SAIDA 50 ESQ	10.30
01222325090050F	CURVA PVC SANITA ANTIGA 90 SAIDA 50 FRT	10.30
012223250900D040	CURVA PVC SANITA ANTIG.90 SAIDA DUPLA 40	17.24
012223250900D050	CURVA PVC SANITA ANTIG.90 SAIDA DUPLA 50	17.24

**EMBOQUES P/SANITA**

0122230101	EMBOQUE SANITA NORMAL MEDIO	1.17
0122230102	EMBOQUE SANITA NORMAL GRANDE	1.17
0122230103	EMBOQUE SANITA FURO PEQ.P/FLUXOM.BR	1.44
0122230104	EMBOQUE INFANTIL BRANCO 163	0.98
0122230105	EMBOQUE TIPO JAS BRANCO	1.32

**EMBOQUES P/URINOL**

0122230201	EMBOQUE P/URINOL BR.C/FURO 20	1.37
0122230202	EMBOQUE P/URINOL BR.C/FURO 28	0.29

**GRELHAS VENTILADORAS**

+351 244 800 160  
+351 244 802 323



geral@canalcentro.pt  
info@canalcentro.pt



R. do Bailadouro s/nº,  
2410-211 Pousos



**GRELHAS VENTILAD.CIRC.PLAST.C/REDE**

0122270601	GRELHA VENTIL.CIRC.C/RED.106 TUR100B	2.72
0122270602	GRELHA VENTIL.CIRC.C/RED.155 TUR125B	2.86
01222706160	GRELHA VENTIL.CIRC.C/RED.FIXA 160	1.60

**GRELHAS VENTILAD.PERS.CROMADAS**

01222713015	GRELHA VENTILAD.PERS.CROMADA 15X15	1.40
01222713020	GRELHA VENTILAD.PERS.CROMADA 20X20	4.16
01222713S100	GRELHA QUADRADA PESTANAS 15X15	3.08

**GRELHAS VENTILAD.QUAD.GIRAT.**

012227121212	GRELHA VENTILAD.12X12 GIRT.ANTI-MOSQ.BR	0.55
--------------	---	------

**GRELHAS VENTILAD.QUAD.PLAST.ANTI-MOSQUIT**

012227111212	GRELHA VENTILAD.12X12 PERS.ANTI-MOSQ.BR	0.60
012227111515	GRELHA VENTILAD.15X15 PERS.ANTI-MOSQ.BR	0.65
012227112020	GRELHA VENTILAD.20X20 PERS.ANTI-MOSQ.BR	1.18

**GRELHAS VENTILAD.QUAD.PLAST.C/REDE**

0122270701	GRELHA VENTIL.QUAD.C/RED.227X227 AR2323B	2.88
------------	--	------

**GRELHAS VENTILAD.RECT.INOX DUP. PERSIAN.**

012227101424	GRELHA VENT.INOX PERSIANA 14X24 GIN1424R	12.65
--------------	--	-------

**GRELHAS VENTILAD.RECT.PLAST.C/REDE**

0122270801	GRELHA VENTIL.RECT.C/RED.175X146 BR1714B	2.02
------------	--	------

**GRELHAS VENTILAD.RECT.PLASTICAS**

0122270901	GRELHA VENTIL.RECT.175X146 B1714B	1.47
------------	-----------------------------------	------

**GRELHAS VENTILADORAS METAL.DE PERSIANA**

0122270302	GRELH.VENT.INOX PERSIANA 14X14 GIN10R F	8.02
0122270303	GRELH.VENT.INOX PERSIAN 18X18 UNI05-6633	8.68
0122270306	GRELH.VENT.INOX PERSIANA 24X24 GIN24R F	17.08

**GRELHAS VENTILADORAS PLAST.C/REGULADOR**

0122270101	GRELH.VENTILADOR PLAST.C/REG.12X12	0.73
0122270102	GRELH.VENTILADOR PLAST.C/REG.15X15	0.84

**GRELHAS VENTILADORAS PLAST.CIRC.PERSIANA**

0122270412	GRELHA VENTIL.PLAST.CIRC.PERSIANA 12	1.90
0122270414	GRELHA VENTIL.PLAST.CIRC.PERSIANA 14	1.90

**GRELHAS VENTILADORAS PLAST.DE PERSIANA**

0122270201	GRELH.VENTILADOR PLAST.PERSIANA 12X12	0.56
0122270202	GRELH.VENTILADOR PLAST.PERSIANA 15X15	0.60
0122270203	GRELH.VENTILADOR PLAST.PERSIANA 20X20	0.95
0122270204	GRELH.VENTILADOR PLAST.PERSIANA 25X25	1.85
0122270205	GRELH.VENTILADOR PLAST.PERSIANA 30X30	2.32
01222702050	GRELH.VENTILADOR PLAST.PERSIANA 40X40	4.88
0122270206	GRELH.VENTILADOR PLAST.RECTANG.25X10	1.08

**HASTES/SUPORTES CHUV****CHUVEIROS FIXOS**

012220054197	CHUVEIRO FIXO 2011 3 FUNCOES CF4197	6.49
--------------	-------------------------------------	------

**HASTES P/CHUVEIROS**

0122200120	HASTE P/CHUVEIRO 20CM	2.00
0122200125	HASTE P/CHUVEIRO 25CM	5.31
0122200130	HASTE P/CHUVEIRO 30CM	5.76
0122200135	HASTE P/CHUVEIRO 35CM	6.24
0122200140	HASTE P/CHUVEIRO 40CM	6.58

**PUNHOS CHUVEIRO SUPER DOCCIA**

0122200401	PUNHO CHUV.SUPER DOCCIA NORMAL BR.	4.49
0122200402	PUNHO CHUV.SUPER DOCCIA MASSAG.BR.	9.48
0122200403	PUNHO CHUV.SUPER DOCCIA NORMAL CROM.	5.85
0122200404	PUNHO CHUV.SUPER DOCCIA MASSAG.CROM.	14.35

**PUNHOS/TELEFONES (CHUVEIROS)**

0122200301	TELEFONE CHUVEIRO PLAST.SIMPL.BR	0.84
------------	----------------------------------	------



+351 244 800 160  
+351 244 802 323



geral@canalcentro.pt  
info@canalcentro.pt



R. do Bailadouro s/nº,  
2410-211 Pousos



0122200302	CURVA P/PUNHO CHUVEIRO CROM.	0.72
<b>SUPORTES E RAMPAS P/CHUVEIROS</b>		
0122200201	SUPORTE P/CHUV.SIMPLES CROM.	1.40
0122200202	SUPORTE P/CHUVEIRO C/ROTULA	2.79
0122200203	RAMPA P/CHUVEIRO SIMPL.CROM.	6.03
0122200204	CHUVEIRO QUADRADO C/HASTE 18X18	70.00
<b>LIGACOES &amp; RECORDS S</b>		
<b>ADAPTADORES RESPIRO P/VALV.JIMTEN</b>		
0122031011519	ADAPTADOR RESPIRO P/VALV.BR S-395 11519	4.54
0122031011526	ADAPTADOR RESPIRO P/VALV.CR S-395 11526	4.76
<b>AUMENTOS DE 1 BOCA P/TUBOS A-15</b>		
01220308040032	AUMENTO DE 1 BOCA 11/4X32 A-15	1.49
01220308050040	AUMENTO DE 1 BOCA 11/2X40 A-15	1.71
<b>AUMENTOS DE 2 BOCAS P/TUBOS A-13</b>		
01220307050	AUMENTO P/TUBO 11/2 A-13	1.76
0122030722076	TAMPAO C/JUNTA 1/2" V REF.22076	0.84
0122030722077	TAMPAO C/JUNTA 1/2" AZ REF.22077	0.84
<b>CALÇÕES DE SANITA EXCENTRICO</b>		
0122031190901	CANHAO SANITA BORRACHA ITA 090901	1.71
0122031190911	EXCENTRICO SANITA BORRACHA ITA 090911	1.71
0122031190926	CANHAO SANITA EXTENSIVEL 75/29 090926	7.39
0122031190932	EXCENTRICO SANITA 90 090932	2.88
01220311SHT117	CANHAO CURVO SANITA HORIZ. T 117	10.47
01220311SHT122	CANHAO CURVO SANITA HORIZ. T 122	10.47
<b>CURVAS MAGICAS DE ENCAIXAR</b>		
01220313MF040	CURVA MAGICA ENCAIXAR/COLAR M/F 40	5.27
<b>KITS P/AQUA</b>		
01220312020	KIT C/10 PORCA/ANILHA/FREIO P/AQUA 1/2	11.24
01220312025	KIT C/10 PORCA/ANILHA/FREIO P/AQUA 3/4	18.47
01220312032	KIT C/10 PORCA/ANILHA/FREIO P/AQUA 1	24.59
<b>LIGACOES &amp; RECORDS PVC "AQUATECNIC"</b>		
0122030103	RECORD PVC P/VALV. 11/4X32 B-114	0.45
0122030104	RECORD PVC P/VALV.11/2X40 B-114	0.45
0122030105	RECORD PVC P/VALV.11/4X40 B-115	0.45
0122030110	RECORD PVC P/VALV.11/4X40 A-27 MEBRA	1.60
01220301A27040	RECORD C/PORCA LOUCA A-27 11/4X40	1.44
<b>LIGACOES &amp; RECORDS PVC - DIVERSOS</b>		
0122030205	LIGACAO FLEX.C/PORCA PLAST.11/4X32X40	2.20
0122030206	LIGACAO FLEX.C/PORCA PLAST.11/2X40X50	2.19
0122030207	LIGACAO FLEX.C/VALVULA /PONTEIRA 32/40	4.00
01220302080	LIGACAO FLEX.S/PORCA 32X32	2.00
0122030209	LIGACAO FLEX.S/PORCA 32X40	2.00
0122030210	LIGACAO FLEX. S/PORCA 40X50 800	1.79
0122030211	LIGACAO FLEX.CROM.11/4X40/32	4.71
0122030212	LIGACAO FLEX.CROM.C/VALVULA 32	6.82
0122030213	LIGACAO FLEX.CROM.C/VALVULA 40/32	6.82
0122030214	LIGACAO FLEX.CROM.11/2X40X50	4.14
0122030215	LIGACAO FLEX.CROM.11/4X32-40 A-132	10.64
0122030216	LIGACAO FLEX.400 CROM.11/4X32-40	4.48
0122030220	LIGAÇÃO FLEX.400MM C/PORC.P/C11/4X32/40	2.12
0122030221	LIGAÇÃO FLEX.C/PORCA 11/2X32/40/50	1.70
0122030222	ESPELHO P/TUBO FLEX.32/40 BRANCO	0.30
0122030223	LIGAÇÃO FLEX.800 PONTA /PONTA 32/40 CR	3.34
<b>LIGACOES BORRACHA P/SANITA - DIVERSOS</b>		
0122030301	LIG.SAN.EXC.PMK0 1S MULTIKWIK 110X90	4.71
0122030302	LIG.SAN.EXC.PMK0 4S MULTIKWIK 110X90	4.68
0122030303	LIG.SAN.DIREI.MKS 1S MULTIKWIK 110X90	4.46





0122030304	LIG.SAN.CURV.PMKB 21/90S MULTIK.110X90	7.13
0122030307	LIGAC.P/SANITA DIREITA STANDARD 110X90	1.72
01220303071	LIGAC.P/SANIT.EXCENT.2CM STANDARD 110X90	1.72
0122030308	LIGAC.P/SANIT.EXCENT.4CM STANDARD 110X90	1.72
0122030309	EXTENSAO SANITA PMKE AS	5.31
0122030310	MANILHA SANITA EXTENSIVEL PMKC2	17.62
0122030311	LIGACAO SANITA-CURVA AJUSTE PMKBAR 90	12.27
0122030320	CALCAO SANITA EXTENS.03610003 BR	6.49
0122030321	CALCAO SANITA EXTENS.C/CURVA 0361AN07 BR	6.49
<b>LIGACOES FLEXIVEIS A104</b>		
01220305032040	LIGAÇÃO FLEXIVEL 11/4X32X40 A-104	4.06
01220305040050	LIGACAO FLEXIVEL 11/2X40X50 A-104	3.85
<b>LIGACOES FLEXVEIS A120</b>		
01220306032040	LIGACAO FLEXIVEL 11/4X32X50 A-120	3.87
<b>TUBOS FLEXIVEIS JIMTEN</b>		
0122030422031	22031 TUBO PAREDE C/ESPELHO 40 A-73	3.89
0122030422074	22074 TUBO FLEXIVEL 40 A 125	7.54
<b>UNIOES P/TUBOS A .-14</b>		
01220309040	UNIAO P/TUBO 11/4 A-14	1.33
01220309050	UNIAO P/TUBO 11/2 A-14	1.78
<b>RALOS CHUVEIRO</b>		
<b>RALOS CHUVEIRO</b>		
0122180101	RALO CHUVEIRO CROM.ESFERICO 6CM	3.16
0122180102	RALO CHUVEIRO CROM.ESFERICO 8CM	3.57
0122180103	RALO CHUVEIRO CROM.ESFERICO 10CM	5.39
0122180104	RALO CHUVEIRO CONICO SIMPLES	4.04
0122180105	RALO CHUVEIRO CONICO C/ROTULA	8.56
<b>RALOS SIFONADOS INOX</b>		
01221805010	RALO SIFONADO VERT.INOX 10X10X50	3.80
01221805015	RALO SIFONADO VERT.INOX 15X15X50	6.62
01221805H010	RALO SIFONADO HORIZONTAL INOX 10X10X50	4.00
<b>SABONETEIRAS E PORTA</b>		
<b>PORTA ROLOS - DIVERSOS</b>		
0122190201	PORTA ROLO CROM.TIPO SUECO	1.85
<b>SABONETEIRAS - DIVERSAS</b>		
0122190101	SABONETEIRA CONCHA M/75	2.74
0122190102	SABONETEIRA DUPLA P/BANH.CROM.	4.24
<b>SIFOES</b>		
<b>CAIXAS SUMIDOURO JIMT.HORZ.S-248</b>		
0122012408213	08213 CAIXA SUMIDOURO HORZ.150X150 S-248	92.74
<b>CAIXAS SUMIDOURO JIMT.VERT.S-246</b>		
0122012208193	CAIXA SUMID.200X200X90 INOX 08193	119.31
0122012212938	CAIXA SUMIDOURO 40X40 S.430 JMT.12938	34.31
0122012224058	SUMID.PAV.GRELHA PVC SAIDA VERT.50X40 JIMTEN S-192	8.59
0122012224170	CAIXA SUMIDOURO 150X150 S-246 24170	SobConsulta
0122012224180	CAIXA SUMIDOURO 200X200 S-246 24180	84.91
<b>CURVAS SIFONICAS JIMT.</b>		
01220120050040	CURVA SIFONICA 11/2X40 22020 A-67	2.68
0122012070014	70014 CLAPETA C/JUNTA VALV.ANTI.110/125	13.68
<b>SIFOES DUPLOS</b>		
0122010303	SIFAO DUPLO EXTENSI.11/2 B-48	2.78
<b>SIFOES DUPLOS - DIVERSOS</b>		
0122010401	SIFAO L.LOUCA C/2 VALV. MEC	4.93
0122010402	SIFAO L.LOUCA S/ VALV. MEC	3.93
0122010406	VALVULA LAVA LOICA C/CESTA INOX	6.36
<b>SIFOES P/PAVIMENTO - DIVERSOS</b>		



0122010602	SIFAO CAMPAIN.PVC REDI 150X150X40X50	7.09
0122010605	SIFAO CAMPAINHA METAL.CROM.6CM	2.47
0122010606	SIFAO CAMPAINHA METAL.CROM.8CM	3.63
0122010607	SIFAO CAMPAINHA METAL.CROM.10CM	7.45
0122010608	SIFAO CAMPAINHA METAL.CROM.12CM	12.52
0122010609	SIF.PVC FIRST150X150X50 CHABS15G HORIZ.	7.23
01220106090	SIF.PVC 150X150 HORIZ.C/GREL.INOX 13421	9.28
0122010610	SIF.CAMP.PVC S.LAT.MATRIPL.150X150X75	4.91
0122010612	SIF.PVC FIRST 150X150X50 CHPVC15G VERT.	6.10
0122010613	SIFAO PVC SAIDA HORIZONTAL 15X15X75	20.55
0122010614	SIFAO PVC SAIDA HORIZONTAL 20X20X90	26.67
0122010615	SIFAO PVC SAIDA HORIZONTAL 20X20X110	25.41

**SIFOES PLACA TURCA - CALCAO SANITA JIMT.**

01220121S500	CALCAO SANITA EXT.110 S-500	16.13
--------------	-----------------------------	-------

**SIFOES SIMPLES**

0122010103	SIFAO GARRAFA 90.11/4 B-3R	2.03
0122010118	SIFAO CURVO 90.11/4 B-30C	2.08

**SIFOES SIMPLES DIVERSOS**

0122010201	SIFAO GARRAFA LINEA CROM.11/4 P/V.D.A	19.99
0122010202	SIFAO GARRAFA MET.CROM.11/4	15.36
01220102021	SIFAO LAV.MET.CROM.11/4 MOD.MARTA 90101	22.45
01220102022	SIFAO BIDE MET.CROM.11/4 MOD.MARTA	21.15
01220102023	SIFAO GARRAFA URINOL MET.090171	16.47
01220102024	SIFAO GARRAFA CROM.C/VALV.11/4 090131	15.75
0122010203	SIFAO GARRAFA L.CROMADO REF.090161	20.72
01220102030	SIFAO GARRAFA LAVAT.C/VALV.CROMO	14.64
01220102031	SIFAO GARRAFA C/LIG.AUX.SS-221 11/2	2.74
01220102032	SIFAO GARRAFA LL C/RESP 1182 S-476 02698	19.71
01220102033	SIFAO GARRAFA LL 11/2 S-69 04058	4.68
0122010204	SIFAO L.LOUCA C/1 VALV.MATRIPLAST H30	4.06
0122010205	SIFAO L.LOUCA C/1 VALV.SANIJACTO	23.36
01220102050	COPO P/SIFAO GORDURA SANIJATO	1.50
0122010208	TUBO P/SIFAO LATAO CROM.32X35 CM	4.85
0122010209	TUBO P/SIFAO LATAO CROM.32X45 CM	5.55
0122010210	TUBO P/SIFAO LATAO CROM.32X25 CM	3.43
01220102A3220	TUBO P/SIFAO LATAO CROM.C/ABA 32X20	1.54
01220102A3225	TUBO P/SIFAO LATAO CROM.C/ABA 32X25	3.78
01220102A3230	TUBO P/SIFAO LATAO CROM.C/ABA 32X30	4.49
01220102A3235	TUBO P/SIFAO LATAO CROM.C/ABA 32X35	4.96
01220102A3240	TUBO P/SIFAO LATAO CROM.C/ABA 32X40	5.91
01220102A44	TUBO P/SIFAO CROM 32X125 A-44	3.85
01220102GDA110	SIFAO DUPLO 11/2 C/VALV.CESTA LIG.AUX.BR SD-131	12.33
01220102S310	MINI SIFAO C/VALV.MAQ.LAVAR S-310	3.90
01220102S38	SIFAO SIMPLES 11/2 S-38	3.58
01220102S380	SIFAO SIMPLES 11/2 S-380	14.15
01220102SD105	SIFAO GARRAFA DUPLO 11/2 SD-105 AJUSTAVEL	5.03
01220102SD131	SIFAO GARRAFA DUPLO 11/2 SD-131	12.33
01220102SD141	SIFAO GARRAFA DUPLO 11/2 SD-141	15.24
01220102SS220	SIFAO SIMPLES 11/2 SS-220	2.16
01220102SS260	SIFAO GARRAFA C/VALVULA CESTA SS-260	7.02
01220102T0201	CURVA C/PORCA LOUCA T-201 11/4	1.32

**TACOS****TACOS P/LAVATÓRIO**

0122220101	TAPA FURO P/LAVATORIO BR.	3.83
0122220102	TAPA FURO P/LAVATORIO CROM.	2.05
0122220103	TACO P/LAVATORIO DOUR.	1.90
0122220104	TAPA FURO P/LAVATORIO ABS BRANCO	0.99
0122220105	TAPA FURO P/LAVATORIO ABS CROMO	1.00
0122220106	TAMPA EXPANSAO 125X125 S-412	6.63



**TAMPAS E ACESSORIOS****ACESSÓRIOS P/TAMPAS SANITA**

0122250201	CONJ.PARAFUSOS/REGUAS (PAR)	1.54
------------	-----------------------------	------

**TAMPAS P/SANITA**

0122250101	TAMPO SANITA UNIVERSAL T-124	9.16
0122250102	TAMPA SANITA N.2 PR.	8.30
0122250105	TAMPO SANITA TER.020 BR 070211	28.58
0122250106	TAMPO SANITA ABS BR 070601	20.72

**TAMPAS P/LAVATORIOS****TAMPAS P/LAVATÓRIOS**

0122260101	TAMPA LAVATORIO BORRACHA BR.	0.75
0122260102	TAMPA LAVATORIO BORRACHA CROM.	0.40

**TAMPAS ROSC.CROMADAS****KITS VEDAÇÃO P/SIFAO**

0122240501	KIT VEDAÇÃO P/SIF.110 LATAO CROMADO	4.96
0122240502	KIT VEDAÇÃO AJUST.P/SIF.125 INOX ESCOV.	3.83
0122240503	KIT VEDAÇÃO AJUST.P/SIF.110 INOX ESCOV.	3.02

**TAMPAS AJUSTAVEIS P/SIFAO**

01222403090	TAMPA AJUSTAVEL P/SIFÃO 90 MM	3.86
01222403110	TAMPA AJUSTAVEL P/SIFÃO 110 MM	3.70
01222403125	TAMPA AJUSTAVEL P/SIFÃO 125 MM	4.41

**TAMPAS P/SIFAO C/CHAPA INOX ESCOVADAS**

01222404090	TAMPA P/SIFAO 90 C/CHAPA INOX ESCOVADA	1.77
01222404110	TAMPA P/SIFAO 110 C/CHAPA INOX ESCOVADA	2.06
01222404125	TAMPA P/SIFAO 125 C/CHAPA INOX ESCOVADA	2.67
01222404A110	ARO ROSC.AJUST.C/VEDANTE P/SIFAO 110	1.13

**TAMPAS P/SIFÃO JINTEM**

0122240626000	TAMPA EXPANSAO S-130 INOX 110X145	7.49
0122240626060	TAMPA SIFAO S-130 V INOX 110X145	11.74

**TAMPAS ROSCADAS EM PVC CROMADAS**

0122240101	TAMPA ROSC.PVC CROM.90	1.50
0122240102	TAMPA ROSC.PVC CROM.110	1.95
0122240103	TAMPA ROSC.PVC CROM.125	3.44
0122240104	TAMPA ROSC.METAL.CROM.90	4.36
0122240105	TAMPA ROSC.METAL.CROM.110	5.99
0122240106	TAMPA ROSC.METAL.CROM.125	7.56
0122240108	ARO CROM.P/TAMPA ROSC.90	1.19
0122240109	ARO CROM.P/TAMPA ROSC.110	1.50
0122240110	ARO CROM.P/TAMPA ROSC.125	1.92
0122240111	TAMPA ROSC.METAL CRO 90MM ABA LARGA	5.72
0122240112	TAMPA ROSC.METAL CRO 110MM ABA LARGA	6.76
0122240113	TAMPA ROSC.METAL CRO 125MM ABA LARGA	8.80
0122240119	TAMPA SIFAO METAL CROM. 90 ABA LARGA	5.58
0122240120	TAMPA SIFAO METAL CROM.110 ABA LARGA	6.42
0122240121	TAMPA SIFAO METAL CROM.125 ABA LARGA	9.02

**TAMPAS SIFÃO METAL CROMADAS C/FUNIL**

01222402090	TAMPA SIFAO MET.CROM.FURADA C/FUNIL 90	7.73
01222402110	TAMPA SIFAO MET.CROM.FURADA C/FUNIL 110	8.87
01222402125	TAMPA SIFAO MET.CROM.FURADA C/FUNIL 125	13.05

**TOALHEIROS****TOALHEIROS CROMADOS**

0122210130	TOALHEIRO CROM.30CM	2.99
0122210140	TOALHEIRO CROM.40CM	5.38
0122210150	TOALHEIRO CROM.50CM	5.83
0122210160	TOALHEIRO CROM.60CM	6.18

**TOALHEIROS P/CASA BA****TOALHEIROS P/CASA BANHO "SALGAR"**

+351 244 800 160  
+351 244 802 323



geral@canalcentro.pt  
info@canalcentro.pt



R. do Bailadouro s/nº,  
2410-211 Pousos



0122290101	CONJ.TOALHEIRO 7 PECAS ANETO BR./OURO	109.07
0122290110	CONJ.TOALHEIRO 7 PECAS VENEZA BR./OURO	112.14
<b>TRITURADORAS DE LAVA</b>		
<b>TRITURADORAS DE LAVA LOUÇA</b>		
0122390101	TRITURADOR L.LOUÇA RODI R300	250.00
<b>VALVULAS SANITARIAS</b>		
<b>PORTAS P/VALV.AUTOMA.P/BANHEIRA "ALPRO"</b>		
0122020502	PORTA UNIVERSAL ALPRO 2000	19.95
<b>VALVULAS BANHEI.&amp; BASE CHUV.- DIVERSOS</b>		
0122020401	VALVULA POLIBAN PVC	1.18
0122020403	VALVULA AUTOM.LAT.P/BANHEI.CROM.	55.55
0122020404	VALVULA AUTOM.LAT.P/BANHEI.BR/CROM.	33.17
0122020405	VALVULA AUTOM.LAT.P/BANHEI.DOURADA	37.41
0122020406	VALVULA AUTOM.PVC P/BANHEI.CROM.	30.00
0122020407	VALVULA AUTOM.PVC P/BANHEI.BR/DOURADA	24.94
0122020409	JUNÇÃO VALVULA AUTOMATICA 11/4X32	1.00
01220204091031	VALV.LAV.AUT.CLIC-CLAC QUADRADA 091031	9.89
01220204091041	VALV.LAV.AUT.CLIC-CLAC GRANDE 091041	9.81
01220204091073	JUNÇÃO P/VALVULA AUTOMATICA 11/4 (091073)	1.65
0122020410	CURVA PVC C/ROSCA F. 11/4X40	1.75
0122020411	CURVA PVC C/PORCA 11/2X40 B96M.40	1.45
0122020412	VALVULA LAVATORIO LATAO CROMADA 11/4	3.52
0122020420	VALVULA LAV.AUT.QUICK-CLAC CROM.PLAST.	6.72
0122020421	VALVULA BANH.AUT.QUICK-CLAC C/SP602 CR	36.20
0122020422	VALV.LATAO P/LAV./BIDE GRANDE QUICK-CLAC	7.88
0122020423	VALV..P/LAV./BIDE RED.CLICK-CLAC 091052	9.05
01220204V040	VEDANTE P/ VALV.CLICK-CLAC 1 1/4	0.25
01220204V233	VALV.BASE DUCHE CHUV.11/2X90/115 V-233	12.28
<b>VALVULAS BANHEIRA &amp; BASE CHUVEIRO</b>		
0122020301	CONJ.BANHEIRA C/TUBO FLEX.11/2 B-62F	2.94
0122020304	CONJ.BANHEIRA C/TUBO FLEX.11/2 B-64F	3.48
<b>VALVULAS CHUVEIRO CROM MEBRA</b>		
01220207050070	VALVULA CHUV.11/2X70 CROM 12168 S-373	13.70
01220207050115	VALVULA CHUV.11/2X115 S-320	36.45
0122020722023	VALVULA RESPIRAÇÃO 22023 40 A-69	21.33
0122020722025	VALVULA RESPIRAÇÃO 22025 110H A-69	123.11
<b>VALVULAS LAVATORIO SANITARIAS</b>		
0122020601	VALVULA LAVAT.LATAO 1	3.10
0122020602	VALVULA LAVAT.LATAO 11/4	3.82
<b>VALVULAS P/SIFOES</b>		
0122020107	VALV.LAVAT.PVC ROSC.11/4 MEC	0.90
<b>VALVULAS/SIFOES/ DOB</b>		
<b>ACESSÓRIOS SANITÁRIOS WIRQ.</b>		
01220410AT1511	DOBRADIÇA E PARAF.P/TAMPO MADEIRA (PAR)	8.73
<b>SIFOES REGULAVEIS WIRQ.</b>		
01220403SP3213	SIFAO REGULAVEL. SP3213	2.33
<b>VALVULAS DE CESTO WIRQ.</b>		
0122040190050	VALVULA CESTO 1 BACIA C/EVAQ.CROMO	8.15
<b>VALVULAS SIFONADAS WIRQ.</b>		
0122040218240	VALV.SIFON.D.90 SAIDA 40/43 SLIM DUCHE	26.19
<b>AUTOCLISMOS E ACESSORIOS OLI</b>		
<b>ACESSORIOS P/AUTOCLI</b>		
<b>ACESSORIOS P/AUTOCLISM."OLI" 2010/2001</b>		
01270201008607	TAMPA ZAFFIRO BRANCA CS03000008607	10.74
01270201011150	FIXADORES DE PLACA REF. 011150	4.20
01270201011195	BASE P/ CAIXA DE PROTEÇÃO REF. 011195	8.58
01270201011229	KIT PROLONGAM.P/AUT.INTER.CS5000011229	54.60



01270201011637	CONJ.ALAVANCAS REF.011637	7.44
01270201011758	KIT SAV ASSECORIOS TEC OLI74 REF. 011758	46.92
01270201011972	TORNEIRA DE ESQUADRIA OLI 74 11972	17.58
01270201011973	BLOCO ALAVANCAS OLI 74 SAV.011973	8.34
01270201011984	ABRAÇADEIRA SIMPLEX 11984	3.12
01270201011986	MOLAS P/PLACAS GIDI 011986	21.72
01270201011990	BLOCO ALAVANCAS DESC.INTERIOR SAV.011990	7.20
01270201014861	PLACA GIDI OLI LS EVO BRANCA 014861	31.44
01270201015639	KIT DE FIXACAO DIAM. <99 015639	5.58
01270201021208	BLOCO ALAVANCAS OLI SAV.021208	8.34
01270201021210	KIT FIXAÇÃO S/ESTRUTURA OLI 74 021210	7.44
01270201021271	021271 PLACA DE PROTECAO OLI 74	7.44
01270201026701	GUIA PILETE VALVULA DESC.OLI 74 (26701)	7.02
01270201032477	CONJ.PT AL+CONJ. ALAV. DIAM. SAV 032477	9.19
01270201033424	BICHA FLEXIVEL 3/8X3/8X215 MM 33424	12.90
01270201033450	BLOCO ALAVANCAS OLI SAV.033450	9.06
01270201033494	PLACA PROTECAO DIAM 033494	7.44
01270201037104	SACO CONJ.EXTENSOR DIAM.037104	5.58
01270201037150	PARAFUSO FIXAC. ACIONAMENTO SLIM 037150	4.62
01270201037152	KIT DE FIXACAO IPLATE REF.037152	7.80
01270201048607	FIXADORES BLOCO ALAVANCA DIAM 048607	13.62
01270201049512	SUPORTE TORNEIRA DE BOIA DIAM 049512	12.66
01270201049888	SACO ACESS.D40 SD SAV TIPO 49888	4.81
01270201049981	CONTRAPLACA P/PLACA GIDI 049981	10.74
01270201049985	CONJ.ALAV.+ANILHAS PLACA DDSD GIDI 49985	5.16
01270201056676	CONJUNTO ALAVANCAS OLI SAV.056676	21.72
01270201056973	ANILHA PARA FIXACAO GIDI <12 056973	1.50
0127020107	FORQ./ALAVANCA 2002 (493821)	2.01
0127020108	FORQ./ALAVANCA 2001 (493822)	2.15
01270201091096	TORNEIRA BOIA AZOR PLUS 3/8 91096	15.30
0127020110	VALV.DESCAR.UNIVER.ZAF. NORMAL 11989	13.98
01270201101757	PLACA PROTECÇÃO+ALAVANCAS 101757	9.72
01270201101758	VEDANTE VALVULA DESCARGA CS04000101758	10.92
0127020111	VEDANTE VAL.DESCARGA NORMAL QUARZ 883028	2.23
0127020112	VEDANTE E ANILHA P/TUBO DESCAR.QUAR53386	2.88
0127020113	PORCA /ANILHAS BR P/TUBO DESCARGA 493801	4.44
0127020114	VEDANTE VALV.DESCARGA ANTIGO (92067)	1.37
0127020115	PORCA TUBO DESCARGA 50 BRC QUARZO 30858	3.51
01270201163690	KIT SANITA SUSPENSA 90 37137	13.13
0127020127	GANCHO P/VALN.DESC.ALTO.(493331)	2.44
0127020137129	TUBO EVACUACAO 90X250 OLI 37129	5.33
0127020137132	TUBO LIGACAO 45X180 37132	3.66
0127020137134	VEDANTE TUBO EVACUACAO 37134	11.31
0127020137188	VEDANTE VALV. DESC.OLI37188	0.30
0127020148514	CONJ.BOTAO COMP.ECO OLI LUC SAV 48514	5.40
01270201499341	TAMPA COMP.2010 DD QUARZO BRC 154845	9.48
01270201601060	CONJ.ANCORINAS GIDI SAV. 601053	0.71
01270201622001	CURVA VERTICAL DESC.SANIA D90/90 36888	12.66
01270201622501	KIT SANITA SUSPENSA 90X165 D44 37137	12.54
01270201852470	VALV.DESC.DIAM.DD SAV 4000037106	16.20
01270201879955	AMBIWAVE OLIPURE 879955	2.39
<b>ACESSORIOS P/AUTOCLISMOS "OLI" ZAFIRO</b>		
0127020801	BORRACHA PRETA P/FIXA.110X69X15 53826	2.10
0127020802	CONJ.FIXAÇÃO P/ZAFIRO 49521	7.44
0127020803	TAMPA COMP ONIX DD OLIX BRC SAV	10.74
<b>EMBOQUES BORRACHA</b>		
0127020501	EMBOQUE BORRACHA INT.DIAM.32 (50993)	2.34
0127020502	EMBOQUE BORRACHA INT.DIAM.40 (50992)	2.34
0127020503	EMBOQUE BORRACHA INT.DIAM.45 (37133)	2.34



0127020510	CONJ.5 EMBOQUES DESC.D40/D44 NV 21209	14.52
0127020511	CONJ.5 EMBOQUES D90 CURVA DESC.36889	14.52
<b>TORNEIRA BOIA "OLI" P/AUTOCLISMO LOUCA</b>		
0127020701	TOR.BOIA ENT/LAT.P/AUT.LOUCA3/8(02405)	13.38
0127020702	TOR.BOIA ENT/INFER.UNI BOTAO3/8 (563584)	12.12
0127020704	TORN.BOIA AZOR V3 3/8 AUT.INT.SAV 021203	14.52
0127020710	TORN.ESQ.1/2X3/8 ALBERTONI SAV 021206	16.26
<b>TORNEIRAS DE BOIA 2002/2010</b>		
0127020201	TORNEIRA BOIA UNI PLAST 3/8 QUARZ(11994)	10.17
0127020202	TORNEIRA BOIA UNIV IVC 100-99936	13.38
0127020203	TORNEIRA BOIA AZOR PLUS/BLISTER 014094	18.24
<b>TUBOS DE DESCARGA DIREITOS</b>		
0127020301	TUBO DESCARGA 50X40X325 BR (490661)	5.22
0127020303	TUBO DESCARGA 50X32X325 BR (490441)	5.22
0127020304	TUBO DESCARGA 50X32X600 BR (490541)	13.02
<b>TUBOS DE DESCARGA PESCOCO CAVALO</b>		
0127020401	TUBO DESC.BRANCO KIT 50/32H 980-490181	18.96
<b>VALV.DESCARGA "OLI" P/AUTOCLISMO LOUCA</b>		
0127020601	VALV.DESC.TIRETTE-ECO CR.B.PUXAR (500321)	13.53
0127020602	VALV.DESC.POUSSOIR-ECO CR.B.(501021)	13.53
0127020603	VALV.DESC.UNIV.DUPLA-D CR C/BOTAO 011967	17.62
0127020605	VALV.DESC.COMP.ATLAS CABOS DD BLISTER	17.62
0127020606	VALV.DESCARGA DIAM.DD SAV 037106	14.73
0127020607	VALVULA DESCARGA OLI PLUS 74 002992	13.58
0127020608	VALVULA DE DESCARGA GIADA 048681	17.13
<b>AUTOCLISM.EXTERIORES</b>		
<b>ACESSORIOS P/AUTOCLISMOS C/ESTRUTURA</b>		
01270120036883	SACO ACESSOR.FIXACAO SANITA BR (036883)	6.48
01270120054496	SACO ACESSOR.FIXACAO SANITA CR (054496)	11.70
<b>AUTOCLIMOS MONOB.E MOCHILA</b>		
01270107340221	AUTOCLISMO ONIX MONOBLOCO E MOCHILA BR.	44.45
<b>AUTOCLIMOS C/ESTRUT.SISTEMA EURO</b>		
01270110000216238	ESTRUT.OLI80 +PLC.IPLATE CR MATE 216238	167.95
01270110001	ESTRUT.AUTOCLISMO OLI74 EURO H120 601821	195.00
012701100014	ESTRUTURA OLI80 SANITARBLOCK 043059	127.75
01270110012	ESTRUT. BIDE SUSP. C/ABRAC. REG .8908	92.10
01270110020684	ESTRUT.AUTOCLISMO EXPERT PLUS 20684	114.85
01270110043058	ESTRUTURA OLI80 MEC SIMPLEX 043058	81.50
01270110136078	ESTRUTURA BIDE SANITARBLOCK 136078	137.60
01270110600859	ESTRUTURA OLI74 AUTOPORTANTE 600859	367.25
0127011099949	ESTRUTURA OLI120 SANITARBLOCK 099949	196.10
<b>AUTOCLIMOS INTERIOR SISTEMA SIMFLEX</b>		
01270101012	ESTRUTURA BIDE SIMFLEX (610011)	94.25
0127011000216228	OLI80 MEC-SIMF.+PLC.COM.IPLATE CR 216228	128.95
01270111001	AUTOCLISMO INT.OLI74 PLUS SIMFLEX 601932	132.20
01270111002	AUTOCLISMO INT.DIAMANTE DD (600921)	106.27
01270111012	ESTRUTURA BIDE SIMFLEX S/PATERES(006987)	60.70
01270111013	ESTRUTURA BIDE ECO-SIMFLEX S/P (618581)	30.45
01270111076456	AUTOCLIMO INT.EXPERT EVO 820 076456	133.25
012701111000216236	OLI80 MEC-SIMF.+PLC.COM.IPLATE BR 216236	115.95
01270111152977	AUTOCLISMO OLI74PLUS SIMFLEX PURE 152977	150.60
0127011199946	AUTOCLISMO INT.OLI120 PLUS SIMFLEX 6L	104.90
<b>AUTOCLIMOS INTERIORES PAREDE</b>		
012701131000880206	ESTRUT.OLI80 SANITARBLOCK+BD CR 880206	167.95
012701131000880208	OLI80 MEC.6L SINF+ PLC.COM. BOUND 880208	128.95
01270113601621	AUTOCLISMO DARLING 74 DD R.601621	108.35
012701151000880785	ESTRUT.AUTOCLISMO OLI74 SANITARB.OLIPUR 880785	213.45



**AUTOCLISMOS OLI ALTO**

0127010301	AUTOCL.ALTO S/TAMPA S/TUBO TURCHE.440361	23.80
0127010302	AUTOCL.ALTO C/TAMPA T.DESC.OLIST(440021)	32.50
0127010303	TUBO DESCARGA P/AUTOCLIS.ALTO BR (490641)	26.26
0127010304	CORRENTE DESC.P/AUTOC.ALTO (493880)	4.10

**AUTOCLISMOS OLI TIPO**

0127010201	AUTOCLISMO TIPO BRANCO (453501)	30.35
------------	---------------------------------	-------

**AUTOCLISMOS OLI ZAFIRO POUSAR**

01270106001	AUT.ZAFIRO E.AGUA INF.SX/DX BR (002426)	55.25
01270106002	AUT.ZAFIRO MONOB.ENT.LATERAL BR (425551)	52.00

**PLACAS DE COMANDO OLI**

01270105010230	PLACA COMANDO RIA BRANCO DD 010230	26.00
01270105010729	PLACA COMANDO RIA CR.ANTI-VANDAL.010729	35.75
01270105010730	PLACA COMANDO RIA DD (010730)	35.75
01270105011419	PLACA COMANDO METAL MATE DD 011419	88.85
01270105015500	PLACA COMANDO GIDI D.D. CRO COD.015500	36.30
01270105050024	PLACA P/AUTO.INTER.DIAMANTE CR 50024	44.95
01270105050226	PLACA P/AUTOC.INT.DIAM.ACAB.MATE 050226	44.95
01270105054554	PLACA COMANDO OCEANIA BRANCO 54554	136.50
01270105054561	PLACA COMANDO OCEANIA INOX CR 54561	88.85
01270105054562	PLACA COMANDO OCEANIA PRT/MT 54562	111.60
01270105139185	PLACA COMANDO GLAM CR 139185	45.50
01270105152940	PLACA COMANDO NARROW CR 152940	45.50
01270105152949	PLACA COMANDO GLOBE BR (152949)	41.20
01270105152950	PLACA COMANDO GLOBE DD CR (152950)	50.95
01270105152951	PLACA COMANDO GLOBE CR/MATE (152951)	50.95
01270105152952	PLACA COMANDO GLOBE PRETO (152952)	55.25
01270105216621	PLACA COMANDO BLINK BRANCO (1216621)	71.50
01270105627046	PLACA COMANDO GIDI MATE DD (017451)	36.30
01270105635424	PLACA COMANDO ORIENTE DD CR (014123)	34.85
01270105635425	PLACA COMANDO ORIENTE DD BR (000017549)	26.20
01270105640084	PLACA COM.SALINA CROMO DD 011296	40.85
0127010564522	PLACA COMANDO BOUND CROM (64522)	45.50
012701056460767	PLACA COMANDO DESC.BOUND BR (60767)	34.70
01270105656024	PLACA COMANDO STEEL DD CROMO 011418	88.85
01270105659041	PLACA DE COMANDO SLIM BRANCO (010195)	40.10
01270105659044	PLACA DE COMANDO SLIM CROMO (010196)	50.95
01270105659046	PLACA DE COMANDO SLIM MATE (010197)	50.95
01270105659047	PLACA COMANDO SLIM CINZA AREIA (010216)	56.35
01270105659048	PLACA COMANDO SLIM PRETA (010209)	56.35
01270105659049	PLACA COMANDO SLIM CAPA INOX (057141)	70.45
01270105661006	PLACA COMANDO INOX REDOND.MATE 661006	184.20

**AUTOCLISMOS EXTERIOR****AUTOCLISMOS "OLI 2010"**

01270001001	AUTOCLISMO QUARZO OLI BRANCO	36.85
01270001003	AUTOCLISMO QUARZO OLI VISONE (124429)	39.00
01270001004	AUTOCLISMO QUARZO OLI PERGAMON (124428)	39.00
01270001005	AUTOCLISMO QUARZO OLI CINZA (124430)	39.00
01270001006	AUTOCLISMO QUARZO OLI ROSA (124432)	39.00
01270001007	AUTOCLISMO QUARZO OLI ROSA PEROLA 124431	39.00
01270001006	AUTOCLISMO OLI.2010 ROSA PEROLA (407555)	34.10

**AUTOCLISMOS OLI POP**

0127000201	AUTOCLISMO OLI POP BRANCO (14653)	24.15
------------	-----------------------------------	-------

**MISTURADORAS OLI****ACESSORIOS E COMPLEMENTOS**

01270905000317	CHUVEIRO+BRACO REGIST.ANTI-VAND.(200317)	117.00
----------------	--	--------

**MISTURADORAS DE ENCASTAR**

01270903000321	VALVULA CHUVEIRO LINE CIRC.1VIA (100321)	78.00
----------------	--	-------



+351 244 800 160  
+351 244 802 323



geral@canalcentro.pt  
info@canalcentro.pt



R. do Bailadouro s/nº,  
2410-211 Pousos





**MISTURADORAS TEMPORIZADAS**

01270904000004	TORNEIRA TEMPORIZADA LAV.LINE (120004)	45.50
----------------	--	-------

**PLACAS DE COMANDO****PLACAS DE COMANDO OCEANIA OLI**

01270410054554	PLACA COMANDO OCEANIA MECAN.BRAN.054554	136.50
----------------	---	--------

**PLACAS DE COMANDO iPLATE OLI**

0127040113585	PLACA COMANDO iPLATE MATE 13585	35.75
0127040113586	PLACA COMANDO iPLATE CROMO 13586	35.75
0127040113589	PLACA COMANDO iPLATE BRANCO (13589)	26.00
01270401K13579	PLACA iPLATE BR.C/BOTAO PRT/ANT/LUC/SAT	51.00

**SISTEMAS DUCHE PAV.****OLIFILO CERAMIC**

01271003000131	CALHA DUCHE OLIFILO CERAMIC 60 OB3000131	306.55
01271003000199	PES DE SUP.OLIFILO OB30000000199	21.30

**OLIFILO SQUARE**

01271001000160	SIFAO OLIFILO AQUARE 20 OB30000000160	189.20
----------------	---------------------------------------	--------

**OLIFILO STANDARD**

01271002000144	SIFAO OLIFILO STANDARD 60 OB30000000144	267.80
----------------	---	--------

**BICHAS FLEXIVEIS MALHA ACO****BICHAS EXTENSIVEIS A****BICHAS EXTENS.AÇO INOX 3/4-3/4 F/F**

0126080505000650	BICHA EXT.INOX AGUA 500/650 3/4X3/4 F/F	SobConsulta
------------------	---	-------------

**BICHAS FLEX.CROMADAS****BICHAS FLEX.CROMADAS P/CHUVEIRO**

0126050101	BICHA FLEX.CROM.P/CHUVEIRO 1,25MT	4.36
0126050102	BICHA FLEX.CROM.P/CHUVEIRO 1,50MT	4.88
0126050103	BICHA FLEX.CROM.P/CHUVEIRO 1,75MT	6.98
0126050104	BICHA FLEX.CROM.P/CHUVEIRO 2,00MT	6.03
0126050110	BICHA P/CHUVEIRO LUXO PVC 1,50MT 0826011	9.31

**BICHAS FLEX.MALHA AC****BICHAS FLEX.MALHA ACO F/F 1/2"X1/2"**

0126030101	BICHA FLEX.MALH.ACO F/F 1/2X1/2 15CM	1.27
0126030102	BICHA FLEX.MALH.ACO F/F 1/2X1/2 20CM	1.28
0126030102L	BICHA FL.MALH.ACO F/F 1/2X1/2 20CM LARGA	3.28
0126030103	BICHA FLEX.MALH.ACO F/F 1/2X1/2 25CM	1.34
0126030103L	BICHA FL.MALH.ACO F/F 1/2X1/2 25CM LARGA	3.36
0126030104	BICHA FLEX.MALH.ACO F/F 1/2X1/2 30CM	1.37
0126030104L	BICHA FL.MALH.ACO F/F 1/2X1/2 30CM LARGA	3.48
0126030105	BICHA FLEX.MALH.ACO F/F 1/2X1/2 35CM	1.44
0126030105L	BICHA FL.MALH.ACO F/F 1/2X1/2 35CM LARGA	3.60
0126030106	BICHA FLEX.MALH.ACO F/F 1/2X1/2 40CM	1.52
0126030106L	BICHA FL.MALH.ACO F/F 1/2X1/2 40CM LARGA	3.78
0126030107	BICHA FLEX.MALH.ACO F/F 1/2X1/2 45CM	1.62
0126030107L	BICHA FL.MALH.ACO F/F 1/2X1/2 45CM LARGA	3.87
0126030108	BICHA FLEX.MALH.ACO F/F 1/2X1/2 50CM	1.73
0126030109	BICHA FLEX.MALH.ACO F/F 1/2X1/2 60CM	1.82
0126030110	BICHA FLEX.MALH.ACO F/F 1/2X1/2 70CM	1.93
0126030113	BICHA FLEX.MALH.ACO F/F 1/2X1/2 1,00MT	2.90
0126030113L	BICHA FL.MALH.ACO F/F 1/2X1/2 1MT LARGA	5.09

**BICHAS FLEX.MALHA ACO F/F 1/2"X3/4"**

0126030301	BICHA FLEX.MALH.ACO F/F 1/2X3/4 15 CM	2.76
0126030302	BICHA FLEX.MALH.ACO F/F 1/2X3/4 20CM	2.84
0126030303	BICHA FLEX.MALH.ACO F/F 1/2X3/4 25CM	2.91
0126030304	BICHA FLEX.MALH.ACO F/F 1/2X3/4 30CM	3.39

**BICHAS FLEX.MALHA ACO F/F 1/2"X3/8"**

0126020101	BICHA FLEX.MALH.ACO F/F 1/2X3/8 15CM	1.27
0126020102	BICHA FLEX.MALH.ACO F/F 1/2X3/8 20CM	1.28



0126020103	BICHA FLEX.MALH.ACO F/F 1/2X3/8 25CM	1.34
0126020104	BICHA FLEX.MALH.ACO F/F 1/2X3/8 30CM	1.37
0126020105	BICHA FLEX.MALH.ACO F/F 1/2X3/8 35CM	1.44
0126020106	BICHA FLEX.MALH.ACO F/F 1/2X3/8 40CM	1.52
0126020107	BICHA FLEX.MALH.ACO F/F 1/2X3/8 45CM	1.62
0126020108	BICHA FLEX.MALH.ACO F/F 1/2X3/8 50CM	1.73
0126020109	BICHA FLEX.MALH.ACO F/F 1/2X3/8 60CM	1.81
0126020110	BICHA FLEX.MALH.ACO F/F 1/2X3/8 70CM	1.93
0126020111	BICHA FLEX.MALH.ACO F/F 1/2X3/8 80CM	2.08
<b>BICHAS FLEX.MALHA ACO F/F 3/4"X3/4"</b>		
0126040101	BICHA FLEX.MALH.ACO F/F 3/4X3/4 15CM	3.04
0126040102	BICHA FLEX.MALH.ACO F/F 3/4X3/4 20CM	3.58
0126040103	BICHA FLEX.MALH.ACO F/F 3/4X3/4 25CM	3.64
0126040104	BICHA FLEX.MALH.ACO F/F 3/4X3/4 30CM	3.75
0126040105	BICHA FLEX.MALH.ACO F/F 3/4X3/4 35CM	3.93
0126040106	BICHA FLEX.MALH.ACO F/F 3/4X3/4 40CM	4.10
0126040107	BICHA FLEX.MALH.ACO F/F 3/4X3/4 45CM	4.29
0126040108	BICHA FLEX.MALH.ACO F/F 3/4X3/4 50CM	4.57
0126040109	BICHA FLEX.MALH.ACO F/F 3/4X3/4 60CM	4.64
0126040110	BICHA FLEX.MALH.ACO F/F 3/4X3/4 70CM	4.94
<b>BICHAS FLEX.MALHA ACO F/F 3/8"X3/8"</b>		
0126010101	BICHA FLEX.MALH.ACO F/F 3/8X3/8 20CM	1.28
0126010102	BICHA FLEX.MALH.ACO F/F 3/8X3/8 25CM	1.34
0126010103	BICHA FLEX.MALH.ACO F/F 3/8X3/8 30CM	1.38
0126010104	BICHA FLEX.MALH.ACO F/F 3/8X3/8 35CM	1.44
0126010105	BICHA FLEX.MALH.ACO F/F 3/8X3/8 40CM	1.52
0126010106	BICHA FLEX.MALH.ACO F/F 3/8X3/8 45CM	1.62
0126010107	BICHA FLEX.MALH.ACO F/F 3/8X3/8 50CM	1.73
<b>BICHAS FLEX.MALHA ACO M/F 1"X1"</b>		
01260404050	LIGAÇÃO FLEX.MALH.ACO M/F 1X1 50CM	12.24
01260404060	LIGAÇÃO FLEX.MALH.ACO M/F 1X1 60CM	13.58
01260404080	LIGAÇÃO FLEX.MALH.ACO M/F 1X1 80CM	16.14
01260404100	LIGAÇÃO FLEX.MALH.ACO M/F 1X1 100CM	18.66
<b>BICHAS FLEX.MALHA ACO M/F 1/2"X1/2"</b>		
0126030201	BICHA FLEX.MALH.ACO M/F 1/2X1/2 15CM	1.26
0126030202	BICHA FLEX.MALH.ACO M/F 1/2X1/2 20CM	1.28
0126030203	BICHA FLEX.MALH.ACO M/F 1/2X1/2 25CM	1.34
0126030204	BICHA FLEX.MALH.ACO M/F 1/2X1/2 30CM	1.37
0126030205	BICHA FLEX.MALH.ACO M/F 1/2X1/2 35CM	1.44
0126030206	BICHA FLEX.MALH.ACO M/F 1/2X1/2 40CM	1.52
0126030207	BICHA FLEX.MALH.ACO M/F 1/2X1/2 45CM	1.62
0126030208	BICHA FLEX.MALH.ACO M/F 1/2X1/2 50CM	1.73
0126030209	BICHA FLEX.MALH.ACO M/F 1/2X1/2 60CM	1.82
0126030210	BICHA FLEX.MALH.ACO M/F 1/2X1/2 70CM	1.93
0126030213035	BICHA MALHA ACO DN13 M/F 1/2X1/2 35CM	3.40
<b>BICHAS FLEX.MALHA ACO M/F 1/2"X3/4"</b>		
0126030402	BICHA FLEX.MALH.ACO M/F 1/2X3/4 20CM	2.84
0126030403	BICHA FLEX.MALH.ACO M/F 1/2X3/4 25CM	2.91
0126030404	BICHA FLEX.MALH.ACO M/F 1/2X3/4 30CM	3.01
0126030409	BICHA FLEX.MALH.ACO M/F 1/2X3/4 60CM	4.06
<b>BICHAS FLEX.MALHA ACO M/F 1/2"X3/8"</b>		
0126020201	BICHA FLEX.MALH.ACO M/F 1/2X3/8 15CM	1.00
0126020202	BICHA FLEX.MALH.ACO M/F 1/2X3/8 20CM	1.02
0126020203	BICHA FLEX.MALH.ACO M/F 1/2X3/8 25CM	1.06
0126020204	BICHA FLEX.MALH.ACO M/F 1/2X3/8 30CM	1.37
0126020205	BICHA FLEX.MALH.ACO M/F 1/2X3/8 35CM	1.15
0126020206	BICHA FLEX.MALH.ACO M/F 1/2X3/8 40CM	1.43
0126020207	BICHA FLEX.MALH.ACO M/F 1/2X3/8 45CM	1.29



0126020208	BICHA FLEX.MALH.ACO M/F 1/2X3/8 50CM	1.38
0126020209	BICHA FLEX.MALH.ACO M/F 1/2X3/8 60CM	1.45
<b>BICHAS FLEX.MALHA ACO M/F 3/4"X3/4"</b>		
0126040201	BICHA FLEX.MALH.ACO M/F 3/4X3/4 15CM	3.04
0126040202	BICHA FLEX.MALH.ACO M/F 3/4X3/4 20CM	3.10
0126040203	BICHA FLEX.MALH.ACO M/F 3/4X3/4 25CM	3.64
0126040204	BICHA FLEX.MALH.ACO M/F 3/4X3/4 30CM	3.24
0126040205	BICHA FLEX.MALH.ACO M/F 3/4X3/4 35CM	3.40
0126040206	BICHA FLEX.MALH.ACO M/F 3/4X3/4 40CM	4.09
0126040207	BICHA FLEX.MALH.ACO M/F 3/4X3/4 45CM	3.71
0126040208	BICHA FLEX.MALH.ACO M/F 3/4X3/4 50CM	4.46
0126040209	BICHA FLEX.MALH.ACO M/F 3/4X3/4 60CM	4.56
0126040210	BICHA FLEX.MALH.ACO M/F 3/4X3/4 70CM	4.64
<b>BICHAS FLEX.MALHA ACO M/F 3/8"X3/8"</b>		
0126010201	BICHA FLEX.MALH.ACO M/F 3/8X3/8 15CM	1.27
0126010202	BICHA FLEX.MALH.ACO M/F 3/8X3/8 20CM	1.28
0126010203	BICHA FLEX.MALH.ACO M/F 3/8X3/8 25CM	1.34
0126010204	BICHA FLEX.MALH.ACO M/F 3/8X3/8 30CM	1.37
0126010205	BICHA FLEX.MALH.ACO M/F 3/8X3/8 35CM	1.44
0126010206	BICHA FLEX.MALH.ACO M/F 3/8X3/8 40CM	1.51
0126010207	BICHA FLEX.MALH.ACO M/F 3/8X3/8 45CM	1.62
0126010208	BICHA FLEX.MALH.ACO M/F 3/8X3/8 50CM	1.92
<b>LIGAÇÃO FLEX.MALHA ACO M/F 3/4X3/4"</b>		
0126040608	LIGAÇÃO FLEX.MALH.ACO M/F 3/4X3/4 50CM	9.24
0126040611	LIGAÇÃO FLEX.MALH.ACO M/F 3/4X3/4 80CM	12.38
<b>BICHAS FLEX.P/LIGAC.</b>		
<b>BICHAS FLEX.MALH.ACO P/LIGAC.MONOBLO.M/F</b>		
01260602025	LIG.MONOBL.6MM M/F 3/8X1/4 25CM	0.98
01260602030	LIG.MONOBL.6MM M/F 10/1X3/8 30CM	1.33
01260602035	LIG.MONOBL.6MM M/F 10/1X3/8 35CM	1.38
01260602040	LIG.MONOBL.6MM M/F 10/1X3/8 40CM	1.51
01260602045	LIG.MONOBL.6MM M/F 10/1X3/8 45CM	1.62
01260602050	LIG.MONOBL.6MM M/F 10/1X3/8 50CM	1.72
<b>BICHAS FLEX.P/LIGAC.MAQ.LAVAR</b>		
0126060101	BICHA FLEX.P/LIG.MAQ.LAVAR 1,50MT	2.22
01260601011	BICHA FLEX.P/LIG.MAQ.LAVAR 2,00MT	3.41
0126060102	VEDACAO PRETA P/MAQUINA LAVAR	0.06
0126060103	MANGUEIRA EXTEN.P/DESG.MAQ.LAVAR 2M	2.44
01260601050	ADAPTADOR ENCAIXE P/ESQUENTADOR CR	3.00
<b>LIGACOES FLEXIVEIS C</b>		
<b>LIGAÇÕES FLEXIVEIS FF C/CURVA</b>		
01260901025035	LIGACAO FLEX.FF C/CURVA 3/4X3/4 35	8.01
<b>TUBOS E ACESSORIOS F</b>		
<b>ACESS.P/TUBO FLEX..AÇO INOX FLEXINOX</b>		
01261002012	KIT C/10 PORCA/ANILHA FLEXINOX AQUA 3/8	9.35
01261002020	KIT C/10 PORCA/ANILHA FLEXINOX AQUA 1/2	8.86
01261002025	KIT C/10 PORCA/ANILHA FLEXINOX AQUA 3/4	11.97
01261002025020	KIT C/10 PORCA/ANI.FLEXINOX AQUA 3/4x1/2	11.18
01261002032	KIT C/10 PORCA/ANILHA FLEXINOX AQUA 1	19.27
<b>BICHAS EXTENSIVEL INOX F/F AGUA</b>		
01261010300360	BICHA EXT.INOX S/RV F/F 1/2 X1/2 300/360	8.00
<b>CASQUILHOS P/PORCA FLEXINOX</b>		
01261004020	CASQUILHO P/PORCA FLEXINOX 1/2X1/2	1.63
01261004025	CASQUILHO P/PORCA FLEXINOX 3/4X3/4	2.54
01261004032	CASQUILHO P/PORCA FLEXINOX 1X1	4.27
<b>MALAS C/KIT INSTALAÇÃO TUBO FLEXINOX</b>		
0126100301	MALA C/KIT INSTALA.TUBO FLEXINOX AQUA	169.20



01261003012032	MATRIZ P/TUBO FLEXINOX AQUA 3/8 - 1	30.00
<b>TUBOS FLEXIV.AÇO INOX AISI 304 FLEXINOX</b>		
01261001012	ROLO TUBO INOX FLEXINOX AQUA 3/8 C/4MT	22.81
01261001020	ROLO TUBO INOX FLEXINOX AQUA 1/2 C/4MT	28.92
01261001025	ROLO TUBO INOX FLEXINOX AQUA 3/4 C/4MT	37.17
01261001032	ROLO TUBO INOX FLEXINOX AQUA 1 C/4MT	46.56
01261001112	ROLO TUBO INOX FLEXINOX AQUA 3/8 C/10MT	55.60
01261001120	ROLO TUBO INOX FLEXINOX AQUA 1/2 C/10MT	72.60
01261001125	ROLO TUBO INOX FLEXINOX AQUA 3/4 C/10MT	88.80
01261001132	ROLO TUBO INOX FLEXINOX AQUA 1 C/10MT	130.60
01261001320	ROLO TUBO INOX FLEXINOX AQUA 1/2 C/30MT	156.70
01261001325	ROLO TUBO INOX FLEXINOX AQUA 3/4 C/30MT	200.04
01261001332	ROLO TUBO INOX FLEXINOX AQUA 1 C/30MT	239.91

**VEDANTES****VEDANTES AMIANTE P/BICHAS FLEX.**

0126070101	VEDANTE ECOLOGICO P/BICHA FLEX.3/8	0.03
0126070102	VEDANTE ECOLOGICO P/BICHA FLEX.1/2	0.04
0126070103	VEDANTE ECOLOGICO P/BICHA FLEX.3/4	0.05
0126070104	VEDANTE ECOLOGICO P/BICHA FLEX.1	0.07
0126070105	VEDANTE ECOLOGICO P/BICHA FLEX.11/4	0.13
0126070106	VEDANTE ECOLOGICO P/BICHA FLEX.11/2	0.15
0126070107	VEDANTE ECOLOGICO P/BICHA FLEX.2	0.20
0126070110	4001407 JUNTA PLANA TEFLON 3/8 (14X7)	SobConsulta
0126070111	4001410 JUNTA PLANA TEFLON 3/8 (14.5X10)	SobConsulta
0126070112	4001811 JUNTA PLANA TEFLON 1/2 (18x11)	0.11
0126070114	4002413 JUNTA PLANA TEFLON 3/4 (24x13)	0.15
0126070118	4003020 JUNTA PLANA TEFLON 1 (30x20)	0.18

**VEDANTES DE TEMPERATURA**

01260715025	KIT DE JUNTAS TEFLON 3/4	29.00
-------------	--------------------------	-------

**VEDANTES P/SUPORTES CONTADOR AGUA**

01260704025	ANILHA BORRACHA 3/4 P/SUPORTE CONTADOR	0.10
01260704032	ANILHA BORRACHA 1 P/SUPORTE CONTADOR	0.12

**VEDANTES PARA CANHAO DEPOSITO**

01260703025	VEDACAO CANHAO DEPOSITO 3/4	0.12
01260703032	VEDACAO CANHAO DEPOSITO 1	0.14
01260703040	VEDACAO CANHAO DEPOSITO 11/4	0.15
01260703050	VEDACAO CANHAO DEPOSITO 11/2	0.26
01260703063	VEDACAO CANHAO DEPOSITO 2	0.28

**CALEIRAS E ACESSORIOS EM PVC BRANCO****ABRACADEIRAS P/CALEI****ABRACADEIRAS P/CALEIRAS CIRCULAR BRANCA**

01071401003	ABRACADEIRA PVC P/TUBO BRANCO 90	1.13
01071401004	ABRACADEIRA PVC P/TUBO BRANCO 80 CNM80B	0.83
01071401005	ABRACADEIRA PVC BRANCO C/PARAF.INOX 110	1.20

**CAIXAS PLUVIAIS****CAIXAS PLUVIAIS PVC**

01071801001	CAIXA ESGOTO PLUVIAL QUAD.D.100 985GQ	8.36
01071801002	CAIXA ESGOTO ECOPLUVIAL 30 X16X22 R.1386	7.17
01071801003	ACESSORIOS P/CAIXA PLUVIAL S-110 985GTS	3.30

**CALEIRAS BRANCA****CALEIRAS CIRCULAR PVC BRANCA**

01071001001	CALEIRA CIRC.PVC BRANCA 125 GRN125B	3.08
-------------	-------------------------------------	------

**TUBOS P/CALEIRA BQ BRANCA**

01071003080	TUBO P/CALEIRA BQ CIRC.80 BR	2.33
01071003090	TUBO P/CALEIRA BQ CIRC.90 BR	2.47
01071003110	TUBO P/CALEIRA BQ CIRC.110 BR	4.71

**TUBOS PVC P/CALEIRA BRANCA**

01071002001	TUBO PVC 80 P/CALEIRA CIRC.BR.	3.10
01071002002	TUBO PVC 90 P/CALEIRA CIRC.BR.	4.25
01071002003	TUBO PVC 110 P/CALEIRA CIRC.BR.	7.62

**TUBOS RECTANGULARES BRANCO**

01071004080040	TUBO RECTANGULAR BRANCO 80X40	3.41
----------------	-------------------------------	------

**CAPITEIS PVC P/CALEI****CAPITEIS OVAIS C/GRELHA BRANCA**

01071904090	CAPITEL OVAL 90 BR C/GRELHA ANTI-OBSTRU.	5.26
-------------	--	------

**CAPITEIS PVC CINZENTO P/CALEIRA**

01071902075	CAPITEL PVC CINZENTO 75	4.41
01071902090	CAPITEL PVC CINZENTO 90	4.40
01071902110	CAPITEL QUAD.110 CINZA C/GRELHA	3.80

**CAPITEIS PVC P/CALEIRA BRANCA**

01071901002	CAPITEL PVC BRANCO 75	4.88
01071901003	CAPITEL PVC BRANCO 90	4.88
01071901004	CAPITEL QUAD.110 BRANCO C/GRELHA	4.88

**CURVAS P/CALEIRAS BR****CURVAS P/TUBO PVC BRANCO DE CALEIRAS**

01071201001	CURVA PVC P/TUBO PVC BR 45.X80 CL45080B	1.75
010712010010	CURVA PVC P/TUBO PVC BR 67°X80 CL67080B	2.00
01071201002	CURVA PVC P/TUBO PVC BR 90.X80 CL87080B	2.16
01071201003	CURVA PVC P/TUBO PVC BR 45.X90	4.72
01071201004	CURVA PVC P/TUBO PVC BR 90.X90	4.88
01071201005	CURVA PVC P/TUBO PVC BR 45.X110	3.98
01071201006	CURVA PVC P/TUBO PVC BR 90.X110	5.23

**FORQ.PVC 45.P/CALEIR****FORQUILHAS PVC 45. P/CALEIRA**

0107200180	FORQ.PVC P/TUBO BR45.X80 BRG080B/BRSB80	4.45
0107200190	FORQ.PVC P/TUBO BR 45° 90	8.73

**GANCHOS/SUPORTES P/F****GANCHOS METALICOS P/FIXAÇÃO DE CALEIRAS**

01071701001	SUPORTE P/FIX.TELHA METAL PEÇA/ A 18MM	0.46
01071701002	SUPORTE P/FIX.TELHA INOX PEÇA/20MM COMP	1.33

**SUPORTES PVC P/CALEIRA CIRCULAR BRANCA**

01071702125	GANCHO PVC P/CALEI.CIRC.BR 125 CIP125B	0.99
01071702ET1000	GANCHO METALICO S ET1000	2.18
01071702ST1000	GANCHO METALICO L ST1000	2.35

**GRELHAS P/CALEIRAS****GRELHAS P/CALEIRAS CIRCULAR BRANCAS**

01071601001	PARAFOLHA PLASTICO P/CALEIRA CIRC.PF26	2.10
01071601002	PARAFOLHA ZINCADO P/CALEIRA CIRC.BR	8.84
01071601004	PARAFOLHA EM PP UNIV.C/SUPORTE 60-160	9.88
01071601005	PARAFOLHA EM PP UNIV.C/SUPORTE 75-200	11.96

**JUNTAS AUTOADESIVAS****JUNTAS AUTOADESIVAS**

0107210101	JUNTA AUTOADESIVA GU 20	0.41
------------	-------------------------	------

**REDUCOES P/CALEIRAS****REDUCOES P/CALEIRAS BRANCAS**

01071501001	RED.PVC P/CAL.CIRC.BR 90X80 TAR09080	1.90
-------------	--------------------------------------	------

**TAMPOES P/CALEIRAS B****TAMPOES P/CALEIRAS CIRCULAR BRANCA FIRST**

01071301001	TAMPAO INT.PVC P/CAL.CIRC.BR 125 TGS125B	1.63
01071301002	TAMPAO EXT.PVC P/CAL.CIRC.BR 125 TN125B	1.84

**TES PVC BRANCO****TES PVC BRANCO**

01072201090	TE PVC BRANCO 90	4.09
-------------	------------------	------



**UNIÕES PVC BRANCO**

01072202080	UNIAO PVC P/TUBO BRANCO 80	1.40
01072202090	UNIAO PVC P/TUBO BRANCO 90	2.85
01072202110	UNIAO PVC P/TUBO BRANCO 110	3.82

**TUBOS E ACESS.INOX****ABRAÇADEIRAS TIPO "F" INOX P/QUEDAS AGUA**

01073008075	ABRAÇADEIRA AÇO INOX TIPO F 21/2	2.22
01073008090	ABRAÇADEIRA AÇO INOX TIPO F 3	2.98
01073008110	ABRAÇADEIRA AÇO INOX TIPO F 4	SobConsulta

**CAPITEIS RED.MEIA LUA INOX P/QUEDA AGUA**

010730050761	CAPITEL AÇO INOX MEIA LUA 76,1	74.93
010730050889	CAPITEL AÇO INOX MEIA LUA 88,9	102.62
010730051143	CAPITEL AÇO INOX MEIA LUA 114,3	SobConsulta

**CURVAS 45° EM INOX P/QUEDAS DE AGUA**

010730040761	CURVA 45° AÇO INOX 76,1	19.80
010730040889	CURVA 45° AÇO INOX 88,9	SobConsulta
010730041143	CURVA 45° AÇO INOX 114,3	26.18

**CURVAS 90° EM INOX P/QUEDAS DE AGUA**

010730030761	CURVA 90° AÇO INOX 76,1	13.86
010730030889	CURVA 90° AÇO INOX 88,9	SobConsulta

**FUNDOS COPADOS ESCOVADOS**

010730101143	FUNDO COPADO ESCOVADO 114.3	SobConsulta
--------------	-----------------------------	-------------

**PERNOS P/ABRAÇADEIRA INOX P/QUEDAS AGUA**

010730090110	PERNO AÇO INOX P/ABRAÇ.TIPO F 4	SobConsulta
01073009050010	PERNO AÇO INOX P/ABRAÇ.TIPO F M8X50	0.50

**PONTEIRAS UNIAO P/CURVA INOX QUEDAS AGUA**

010730070761	PONTEIRA UNIAO P/CURVA AÇO INOX 76,1	18.00
010730070889	PONTEIRA UNIAO P/CURVA AÇO INOX 88,9	17.51
010730071143	PONTEIRA UNIAO P/CURVA AÇO INOX 114,3	SobConsulta

**PONTEIRAS UNIAO P/TUBO INOX QUEDAS AGUA**

010730060761	PONTEIRA UNIAO P/TUBO AÇO INOX 76,1	SobConsulta
010730060889	PONTEIRA UNIAO P/TUBO AÇO INOX 88,9	17.51
010730061143	PONTEIRA UNIAO P/TUBO AÇO INOX 114,3	SobConsulta

**TES EM INOX P/QUEDAS DE AGUA**

010730020761	TE 90° AÇO INOX 76,1	SobConsulta
010730020889	TE 90° AÇO INOX 88,9	26.44
010730021143	TE 90° AÇO INOX 114,3	51.99

**TUBOS C/6 MTS EM INOX P/QUEDAS DE AGUA**

010730010761	TUBO AÇO INOX P/DESCARGAS 76,1	11.81
010730010889	TUBO AÇO INOX P/DESCARGAS 88,9	21.45
010730011143	TUBO AÇO INOX P/DESCARGAS 114,3	SobConsulta

**UNIOES P/CALEIRAS BR****UNIOES P/CALEIRAS CIRC.BRANCA FIRST**

01071101001	UNIAO P/CALEIRA CIRC.BR.125 GN125B	2.20
01071101002	UNIAO C/ANG.90.P/CALEI.CIRC.BR.AN125B	3.81
01071101003	UNIAO C/DESC.P/CAL.CIR.BR.100X80 GSN125B	3.40
01071101004	UNIAO CURTA P/CALEIRA 125 BR GNE125B	0.79

**CANAIS/GRELHAS/CAIXAS PVC DAKOTA OD****ACESSORIOS P/CANALET****ACESSORI P/CANALETES EM P.P.ODEM**

0147180101	JUNTA 4 S.P.P.CANALET.13X50X7,5 (9991350)	6.23
0147180102	JUNTA DESC.P.P.CANALET.13X50X11(9931350)	2.70
01471801020	JUNTA DESC.P.P.CANALET.20X50X11(9932050)	5.28
0147180103	TERMINAL CANALETE P.P.13X50X7,5(9981350)	1.68
0147180104	TERMINAL CANALETE P.P.13X50X11(9921350)	2.28
0147180105	TERMINAL CANALETE P.P.20X50(9922050)	3.24



0147180106	TERMINAL CANALETE P.P.20XH16 (9922050N)	3.74
<b>ACESSORIOS P/CANALETES 4ALL</b>		
014718021104ALL	M10KIT4ALL TERMINAL + DESCARGA D.110	9.70
01471802MKJPL	MKJPL JUNTA/CURVA CINZA C/GREL.PLAST	15.00
<b>ACESSORIOS P/CANALETES ODEM</b>		
01471803MS35STOP	TERMINAL COMPACT PRETO 35 MM MS35STOP	2.39
<b>AROS E JUNTAS EM P.P</b>		
<b>AROS EM P.P.</b>		
0147150101	ARO P.P.20X20 (980PPT20)	2.48
0147150102	ARO P.P.30X30 (980PPT30)	2.88
0147150103	ARO P.P.40X40 (980PPT40)	7.96
0147150104	ARO P.P.55X55 (980PPT55)	11.11
<b>JUNTAS EM P.P.</b>		
0147150201	KIT HERMETICO P/TAMPA P.P.55X55	2.62
01471502030	KIT HERMETICO P/TAMPA PP 30X30 1406	2.20
01471502040	KIT HERMETICO P/TAMPA PP 40X40 1407	2.82
<b>TELAS IMPERMEABILIZANTES</b>		
01471503001	TELA IMPERMEABILIZANTE 1X5M (MSC1TEL)	51.52
<b>AROS PP</b>		
<b>AROS PP DAKOTA</b>		
0147040101	ARO REFORÇADO PP 20X20 1395	2.05
0147040102	ARO REFORÇADO PP 30X30 1396	3.13
0147040103	ARO REFORÇADO PP 40X40 1397	5.74
0147040104	ARO REFORÇADO PP 55X55 1398	8.65
0147040105	ARO REFORÇADO PP 70X70 1390S	19.53
0147040120	ARO REFORÇADO PP VERDE 20X20 1395V	2.79
0147040130	ARO REFORÇADO PP VERDE 30X30 1396V	4.49
0147040140	ARO REFORÇADO PP VERDE 40X40 1397V	8.06
0147040155	ARO REFORÇADO PP VERDE 55X55 1398V	11.87
<b>AROS PP MODELO ECO DAKOTA</b>		
01470400040	ARO REFORÇADO ECO 40X40 1397D	4.94
01470400055	ARO REFORÇADO ECO 55X55 1398D	8.68
<b>CAIXAS PVC</b>		
<b>CAIXAS SUMIDOURO PVC "FRIST"</b>		
0147010101	CAIXA 20X20 C/S.LAT.75X90X110X125 1372S	7.14
0147010102	CAIXA 30X30 C/S.LAT.75X90X110X125 1373S	11.06
0147010103	CAIXA 40X40 C/S.LAT.75 ATE250 1374S	18.80
0147010104	CAIXA 55X55 C/S.LAT.160/200/250/315 1371	39.12
0147010108	PLACA P/SIFONAR CAIXAS 20X20 VE20	1.82
0147010109	PLACA P/SIFONAR CAIXAS 30X30 VE30	2.21
0147010110	PLACA P/SIFONAR CAIXAS 40X40 VE40	4.74
<b>CAMPANULAS "FIRST"</b>		
0147010301	CAMPANULA SIFONICA P/CX 30X30 SFPZ30	10.09
0147010302	CAMPANULA SIFONICA P/CX 40X40 SFPZ40	13.42
<b>CAIXAS,PLACAS,GRELHA</b>		
<b>CAIXAS ESGOTO C/GRELHA P.P.ODEM</b>		
01471002023	CAIXA ESG.CÚBICA C/GRELHA 23X23	11.70
01471002033	CAIXA ESG.CÚBICA C/GRELHA 33X33	23.12
<b>CAIXAS ESGOTO CUBICA ODEM</b>		
014710010023	CAIXA ESG.CUBICA C/TAMPA 23X23 (19723)	12.30
014710010033	CAIXA ESG.CUBICA C/TAMPA 33X33 (19833)	24.60
014710010043	CAIXA ESG.CUBICA C/TAMPA 43X43 (19943)	38.94
014710010055	CAIXA ESG.CUBICA C/TAMPA 55X55 (19655)	57.84
0147100101	CAIXA ESGOTO CUBICA P.P.23X23 (197PP)	7.56
0147100102	CAIXA ESGOTO CUBICA P.P.33X33 (198PP)	15.30
0147100103	CAIXA ESGOTO CUBICA P.P.43X43 (199PP)	29.70
0147100104	CAIXA ESGOTO CUBICA P.P.55X55 (196PP)	59.40





0147100105	SIFAO P/CAIXA CUBICA P.P.23X23 (197S)	4.47
0147100106	SIFAO P/CAIXA CUBICA P.P.33X33 (198S)	9.60
0147100107	SIFAO P/CAIXA CUBICA P.P.43X43 (199S)	13.80

**CANAIS PLAST ODEM**

0147100510090PI	CANAL JOLIE PE-HD C/GRELHA A15 ANTI-ROUB	SobConsulta
01471005KIT090110	KIT TERMINAL P/CANAL JOLIE	SobConsulta

**PLACAS LATERAIS P/CAIXA CUBICA ODEM**

0147105001	PLACA LATERAL P/C.CUBICA 20X20 (197AN)	2.03
0147105002	PLACA LATERAL P/C.CUBICA 30X30 (198AN)	2.64
0147105003	PLACA LATERAL P/C.CUBICA 40X40 (199AN)	3.85
0147105004	PLACA LATERAL P/C.CUBICA 55X50 (196AN)	11.33

**CANAIS DUCHE ODEM /****CANAIS DUCHE C/GRELHA INOX**

01472101040	CANAL DUCHE+GRELHA INOX 40CM MSCN40	80.90
01472101050	CANAL DUCHE+GRELHA INOX 50CM MSCN50	101.40
01472101060	CANAL DUCHE+GRELHA INOX 60CM MSCN60	109.20
01472101080	CANAL DUCHE+GRELHA INOX 80CM MSCN80	116.00
01472101UV15	RALO ABS C/TAMP.INOX E PARAFUSO 986UV15	36.40

**CANAIS DUCHE INOX C/TAMPA INOX**

01472106075	CANAL DUCHE INOX C/TAMPA INOX 75CM	151.20
-------------	------------------------------------	--------

**CANAIS DUCHE PREMIUM LINE INOX**

01472102045	CANAL DUCHE PREMIUM LINE INOX 45CM	125.58
01472102065	CANAL DUCHE PREMIUM LINE INOX 65CM	139.58
01472102075	CANAL DUCHE PREMIUM LINE INOX 75CM	164.78
01472102085	CANAL DUCHE PREMIUM LINE INOX 85CM	181.58

**CANAIS DUCHE SLIM SIFONA.INOX DUO DAKOTA**

01472150050060	SLIM SIFONADO INOX DUPLO 500X60 h57	98.60
01472150060060	SLIM SIFONADO INOX DUPLO 600X60 h57	104.77
01472150070060	SLIM SIFONADO INOX DUPLO 700X60 h57	108.05
01472150080060	SLIM SIFONADO INOX DUPLO 800X60 h57	113.31
01472150090060	SLIM SIFONADO INOX DUPLO 900X60 h57	118.53

**CANAIS DUCHE UP DRAIN INOX**

01472103OP040	CANAL DUCHE C/G.O UPDRAIN 40CM SA6064OP	68.72
01472103OP060	CANAL DUCHE C/G.O UPDRAIN 60CM SA6066OP	92.90
01472103OQ040	CANAL DUCHE C/G.Q UPDRAIN 40CM SA6064OQ	68.72
01472103OQ060	CANAL DUCHE C/G.Q UPDRAIN 60CM SA6066OQ	92.90
01472103OR015	RALO UPDRAIN INOX 15X15 SAF15G	21.28

**RALOS C/GRELHA EM INOX EASY**

01472110010	RALO C/GRELHA INOX EASY 10X10	9.52
-------------	-------------------------------	------

**RALOS SIFONADOS C/TELA DAKOTA**

01472160050	RALO PP SIFONADO C/TELA DN50 - P/SLIM	37.80
-------------	---------------------------------------	-------

**CANAIS PVC/ GRELHAS****ANGULOS PVC P/CANAIS "FIRST"**

0147060601	ANGULO PVC P/CANAIS DTO CSA130	0.94
0147060602	ANGULO PVC P/CANAIS ESQ CSA130	29.68
0147060603	ANGULO PVC P/CANAIS DTO CBAND130	22.25
0147060604	ANGULO PVC P/CANAIS ESQ CBANS130	22.25

**GRELHAS PVC P/CANAIS "FIRST"**

0147060201	GRELHA PVC REFORÇ. 130X0,5MT SGR130G	9.47
0147060202	GRELHA PVC SUPER REFOR. 130X0,5MT CGR130G	9.80
0147060203	GRELHA PVC P/PISCI.BR. 130X0,5MT GRP130B	7.35
0147060204	GRELHA PVC LIGEIRA 200X0,5MT CGR200G	16.00
0147060205	GRELHA PVC P/PISC.CINZ. 130X0,5MT GRP130G	7.35
0147060206	GRELHA 200X1000 MG20999G	52.25

**REDUCOES PVC P/CANAIS "FIRST"**

0147060501	RED.PVC 110X100 P/DESCARGA RIG110	0.93
------------	-----------------------------------	------

**TAMPOES PVC P/CANAIS "FIRST"**

+351 244 800 160  
+351 244 802 323



geral@canalcentro.pt  
info@canalcentro.pt



R. do Bailadouro s/nº,  
2410-211 Pousos



0147060401	TAMPAO FECHO PVC P/CANAL 130 CNT130	2.34
0147060402	TAMPAO DESC.PVC P/CANAL PERF.130 CTS130	2.44
0147060403	TAMPAO DESC.PVC P/CANAL PERF.130 CTU130	2.47
0147060404	TAMPAO DESC.PVC P/CANAL MODUL.130 TCA130	1.80
0147060405	TAMPAO DESC.PVC P/CANAL MODUL.130 TCB130	0.85

**UNIOES PVC P/CANAIS "FIRST"**

0147060301	UNIAO SIMPLES PVC P/CANAL 130 CNG130	1.75
------------	--------------------------------------	------

**CANELETES P.P.ODEM****CANAIS PP COMPACT**

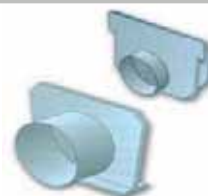
01471608100011055	CANAL PP PRT. COMPACT C/GRELHA GALV.100X11X5.5CM	14.16
-------------------	--	-------

**CANALETES 4ALL PE-HD+ GRELHA**

01471604100012092	CANAL 4ALL CINZA+GRELHA A15 1000X120X92	13.00
01471604100012092C	CANAL 4ALL PE+HD CINZA+GRELHA A15 1000X120X92	13.00

**CANALETES EM P.P.ODEM**

0147160101	CANALETE P.P.13X50X7,5 (9961350)	5.10
0147160102	CANALETE P.P.13X50X11 (9901350)	5.74
0147160103	CANALETE P.P.20X50X14 (9902050)	7.70
0147160104	CANALETE P.P.20X50X16 (9902050N)	8.47
0147160110	CANALETE ABS TOP 1000X20X75 M2075 PRT	13.64

**GRELHAS P/CANALETES****GRELHAS INOX P/CANALETES ODEM**

01471704MU100I	GRELHA ESTAMPADA INOX 100X13 MUS100I	27.78
----------------	--------------------------------------	-------

**GRELHAS P/CANALETES EM P.P.ODEM**

0147170101	GRELHA P/CANALETE P.P.13X50 (9911350)	4.86
0147170102	GRELHA P/CANALETE P.P.20X50 (9912050)	9.00
0147170110	GRELHA TOP 1000X20 A15 M20GABS PRT	14.50

**GRELHAS PP****GRELHAS PVC "FIRST"**

0147030101	GRELHA PVC 20X20 SGP20G	4.64
0147030102	GRELHA PVC 30X30 SGP30G	13.00
0147030103	GRELHA PVC 40X40 SGP40G	18.68
0147030104	GRELHA PVC 55X55 SGP55G	46.24

**GRELHAS S/ARO P.P.OD****GRELHAS C/ARO P.P.ODEM**

0147140201	GRELHA C/ARO P.P. 23X23 (970PP23)	6.65
0147140202	GRELHA C/ARO P.P. 33X33 (970PP33)	13.58
0147140203	GRELHA C/ARO P.P. 43X43 (970PP43)	23.62
0147140204	GRELHA C/ARO P.P. 55X55 (970PP55)	40.00

**GRELHAS S/ARO P.P.ODEM**

0147140101	GRELHA S/ARO P.P.23X23 (970PPS23)	5.85
0147140102	GRELHA S/ARO P.P.33X33 (970PPS33)	11.22
0147140103	GRELHA S/ARO P.P.43X43 (970PPS43)	15.40
0147140104	GRELHA S/ARO P.P.55X55 (970PPS55)	40.55

**GRELHAS VENTILA.ODEM****GRELHAS VENTILACAO C/ FILTRO ABS**

01472205015015	GRELHA VENTILA.C/FILTRO 15X15 ABS 4261	5.22
01472205015020	GRELHA VENTILA.C/FILTRO 15X20 ABS 4262	5.91
01472205020020	GRELHA VENTILA.C/FILTRO 20X20 ABS 4263	6.73
01472205020025	GRELHA VENTILA.C/FILTRO 20X25 ABS 4264	7.64

**GRELHAS VENTILACAO C/LAMELAS ABS**

01472203015015	GRELHA VENTILACAO C/LAMEL.15X15 ABS 4241	2.69
01472203019019	GRELHA VENTILACAO C/LAMEL.19X19 ABS 4242	3.26

**GRELHAS VENTILACAO DE TETO C/REDE ABS**

01472204015100	GRELHA VENTIL. TETO C/REDE 15X15 ABS 4251	3.09
01472204019125	GRELHA VENTIL. TETO C/REDE 19X19 ABS 4252	3.29
01472204019150	GRELHA VENTIL. TETO C/REDE 19X19 ABS 4253	3.29

**GRELHAS VENTILACAO QUAD.C/REGULADOR ABS**

+351 244 800 160  
+351 244 802 323



geral@canalcentro.pt  
info@canalcentro.pt



R. do Bailadouro s/nº,  
2410-211 Pousos



01472201015015	GRELHA VENTILACAO C/REGUL.15X15 ABS 4231	3.84
01472201019019	GRELHA VENTILACAO C/REGUL.19X19 ABS 4232	4.56
<b>GRELHAS VENTILACAO RETANG.C/REGULADOR</b>		
01472202014023	GRELHA VENTILACAO C/REGUL.14X30 ABS 4234	5.16
01472202017025	GRELHA VENTILACAO C/REGUL.17X25 ABS 4233	5.16
<b>LAVATORIOS EM PP</b>		
<b>LAVATORIOS EM PP</b>		
01473001050	LAVATORIO PP PL50-01 50CM	36.68
<b>RALOS PVC</b>		
<b>RALOS SIFONADOS PP "DAKOTA"</b>		
0147050201	RALO ABS C/GRELH.INOX 15X15 S/HORZ.1342I	17.16
0147050201PP	RALO ABS C/GRELHA PP 15X15 S/HORIZ.1342	12.58
<b>RALOS SIFONADOS ODEM</b>		
<b>RALOS SIFONADOS ORIENT.C/DESC.LAT.ODEM</b>		
01472002110	RALO ORIENT.100X110 50MM DESC.LAT.986M	3.50
<b>TAMPAS LISAS P.P.OD</b>		
<b>TAMPAS LISA C/ARO P.P. ODEM</b>		
0147110201	TAMPA LISA C/ARO P.P.20X20 (980PP20N)	6.05
0147110202	TAMPA LISA C/ARO P.P.30X30 (980PP30N)	10.12
0147110203	TAMPA LISA C/ARO P.P.40X40 (980PP40N)	19.58
0147110205	TAMPA LISA C/ARO P.P.55X55 (980PP50E)	45.32
<b>TAMPAS LISA S/ARO P.P. ODEM</b>		
0147110101	TAMPA LISA S/ARO P.P.20X20 (980PPS20)	4.90
0147110102	TAMPA LISA S/ARO P.P.30X30 (980PPS30)	7.00
0147110103	TAMPA LISA S/ARO P.P.40X40 (980PPS40)	15.40
0147110104	TAMPA LISA S/ARO P.P.55X55 (980PPS50)	39.60
<b>TAMPAS PP</b>		
<b>TAMPAS REBAIXADAS P/ENCHIMENTO/PP SF</b>		
0147020202	TAMPA REBAIX.P/ENCHI.PVC 30X30 SF30	7.58
0147020203	TAMPA REBAIX.P/ENCHI.PVC 40X40 SF40	12.92
<b>TAMPAS REFORÇADAS PP DAKOTA</b>		
0147020101	TAMPA REFORÇADA PP 20X20 1348	3.09
0147020102	TAMPA REFORÇADA PP 30X30 1358	7.23
0147020103	TAMPA REFORÇADA PP 40X40 1368	13.25
01470201030030	TAMPA HERMETICA PP S/ARO 30X30 1358K	7.35
0147020104	TAMPA REFORÇADA PP 55X55 1378A	31.45
01470201040040	TAMPA HERMETICA PP S/ARO 40X40 1368K	18.62
0147020105	TAMPA HERMETICA PP S/ARO55X55 1378K	29.78
0147020107	TAMPA REFORC.C/MANIPULO PP 40X40 1368M	19.25
0147020108	TAMPA REFORC.C/MANIPULO PP 55X55 1378AM	34.59
0147020109	TAMPA REFORC.C/MANIPULO PP 70X70 1370M2	99.78
0147020120	TAMPA REFORÇADA PP VERDE 20X20 1348V	4.16
0147020130	TAMPA REFORÇADA PP VERDE 30X30 1358V	8.85
0147020140	TAMPA REFORÇADA PP VERDE 40X40 1368V	16.06
0147020155	TAMPA REFORÇADA PP VERDE 55X55 1378V	38.12
<b>TAMPAS REFORÇADAS PP MODELO ECO DAKOTA</b>		
01470200040	TAMPA REFORÇADA ECO 40X40 S/ARO1368D	18.50
01470200055	TAMPA REFORÇADA ECO 55X55 S/ARO 1378D	46.06
<b>TAMPAS REBAIXAD.ODEM</b>		
<b>TAMPA REBAIXADA C/ARO P.P.ODEM</b>		
0147130101	TAMPA REBAIXADA C/ARO P.P.30X30 (983PP30)	11.66
0147130102	TAMPA REBAIXADA C/ARO P.P.40X40 (983PP40)	17.88
0147130103	TAMPA RABAIXADA S/ARO 40X40	10.00
<b>TAMPAS SIFONADAS P.P</b>		
<b>TAMPAS C/ARO PP MODELO 2013 ODEM</b>		
01471203020020	TAMPA C/ARO PP 20X20 - 2013	6.92
01471203030030	TAMPA C/ARO PP 30X30 - 2013	7.92



01471203040040	TAMPA C/ARO PP 40X40 - 2013/14	16.50
01471203055055	TAMPA C/ARO PP 55X55 - 2013	39.82
01471203H030030	TAMPA C/ARO PP 30X30 - HERMETICA	16.34
01471203H040040	TAMPA C/ARO PP 40X40 - HERMETICA	27.48
01471203H055055	TAMPA C/ARO PP 55X55 - HERMETICA	69.30
<b>TAMPAS C/ARO SIFONADA P.P.ODEM</b>		
0147120001	TAMPA C/ARO SIFONADA P.P.33X33 (981PP33)	16.16
0147120002	TAMPA C/ARO SIFONADA P.P.43X43 (982PP43)	32.85
<b>TAMPAS S/ARO SIFONADA P.P.ODEM</b>		
0147120101	TAMPA C/ARO SIFONADA P.P.33X33	19.50
0147120102	TAMPA C/ARO SIFONADA P.P.43X43	30.36
<b>CASA DE BANHO GEBERIT</b>		
<b>CASA BANHO GEBERIT A</b>		
<b>SANITAS BIDE</b>		
016400105	146092111 SANITA BIDE SUSPENSA AQUACLEAN	1200.0
<b>CASA DE BANHO GEBERIT</b>		
<b>BIDE GEBERIT CITTERIO</b>		
0164013001	500539011 BIDE SUSP. CITTERIO BRANCO	421.30
<b>BIDE SUSPENSO GEBERIT ACANTO C/FORMA FEC</b>		
0164072401	500601012 BIDE SUSP.GEBERIT ACANTO	245.00
<b>SANITA SUSPENSA GEBERIT ACANTO RIMFREE</b>		
0164072101	500600012 SANITA SUSP.ACANTO 35X34X51 BR	300.00
<b>SANITAS SUSPENSA GEBERIT CITTERIO</b>		
0164012001	500510011 SANITA SUSP. CITTERIO BRANCO	454.40
<b>TAMPOS DE SANITA CITERRIO</b>		
0164013501	500540011 TAMPO SANITA CITERRIO BRANCO	159.60
<b>TAMPOS P/SANITAS GEBERIT ACANTO</b>		
0164072302	500605012 TAMPO SANITA GEB.ACANTO BR	155.00
<b>GEBERIT ICON</b>		
<b>SANITAS SUSPENSAS GEBERIT ICON</b>		
0164032005	201950000 SANITA SUSP. ICON SQUARE BRANCO	280.00
<b>TAMPOS SANITA GEBERIT ICON</b>		
0164032108	500837011 TAMPO SANITA ICON BRANCO	138.80
<b>GEBERIT XENO</b>		
<b>SANITAS SUSPENSAS GEBERIT XENO</b>		
0164022001	500500011 SANITA SUSP. XENO BRANCO	386.90
<b>TAMPOS DE SANITAS GEBERIT XENO</b>		
0164022101	500537011 TAMPO SANITA XENO BRANCO	157.50
<b>EQUIPAMENTOS E FERRAMENTAS GEBERIT</b>		
<b>ACESSORIOS COMPLEMEN</b>		
<b>ACESSORIOS COMPLEMEN.P/MAQ.SOLDADURA</b>		
0163100115	359903001 CALHA RETENCAO 32-75 GEBERIT	43.10
0163100120	359912001 RASPADOR MANUAL TUBO 63-160	416.30
0163100123	358501001 APARELHO CHANFRAGEM GEBERIT	69.00
0163100125	359832001 SERRA MANUAL ESQUAD.32-160 GEB	885.10
<b>BRACOS P/ESPELHO P/M</b>		
<b>BRAÇOS P/ESPELHO P/MAQ.SOLDAR</b>		
0163050101	359778001 BRAÇO P/ESPELHO P/MAQ.MEDIA	100.50
<b>CAIXA METALICA P/ MA</b>		
<b>CAIXA METALICA P/MAQUINA SOLDAR</b>		
0163070101	359683001 CAIXA METALICA P/MAQ.SOLD.MEDI	57.42
<b>ESPELHOS P/ELECTROS</b>		
<b>ESPELHOS P/ELECTROSOLDADURA GEBERIT</b>		
01630401040160	359641P01 ESPELHO P/ELECTR.KSS 40-160	201.50
01630401200	359665P01 ESPELHO P/ELECT.KSS 200, 230V	232.20



**PEÇAS SUBSTITUIÇÃO P/ELECTROSOLD.GEBERIT**

0163041001	359673001 ALAVANCA P/ESPELHO ELECTROS.UN	SobConsulta
0163041002	359691001 SUP.GEBERIT P/TUBOS 200-315	SobConsulta

**FACEADORAS GEBERIT****FACEADORA MANUAL P/MAQ.SOLD.UNIV./MEDIA**

0163020102	359797001 FACEADORA MANUAL 40-160	634.90
------------	-----------------------------------	--------

**FACEADORAS ELECT.230V P/MAQ.UNIV./MEDIA**

016302020040160	359046P21 FACEADORA ELECT.40-160MM	846.10
01630202040200	359082P21 FACEADORA ELECTRICA 40 A200MM	1056.0

**LAMINAS SUBSTITUICAO****LAMINAS P/CORTA TUBOS**

01630603001	242469001 LAMINA CORTE PE P/CORTA TUBO	20.60
-------------	--	-------

**LAMINAS P/SILENT GEBERIT**

01630602003	358760001 LAMINA P/SILENT DTA 40-160	20.80
01630602004	358759001 LAMINA P/SILENT ESQ 40-160	20.80
0163060205	240474001 LAMINA DIRT.E ESQ.P/PE-SILENT	61.50

**LAMINAS SUBSTIT.P/FACEADORA ELECTRICA**

0163060103	357600001 LAMINA ESQUERDA INTERIOR 200MM	24.70
0163060104	357599001 LAMINA DIREITA INTERIOR 200MM	24.70

**MAQ.SOLDAR ELECTROSD****CAIXA C/SUPORTE+ ACESSORIOS**

0163010702	359009P01 ACESS.SOLDAR P/DN.200/250/315	5596.6
0163010710	242966001 CABO LIGA.P/MAQ.ELECTROS.ESG	50.70

**CONJUNTOS COMPRESSAO ELECTRICO GEBERIT**

01630104001	359059001 MALA C/CONJ.SUP.ADAP.50-110	875.90
-------------	---------------------------------------	--------

**CORTA-TUBO PEAD-PE SILENT 50 A 110 MM**

0163010602	358504001 CORTA-TUBO 100 A 168 MM	96.74
------------	-----------------------------------	-------

**MAQ.SOLD.GEBERIT MEDIA P/TUBO PEAD**

0163010202	359662001 MAQ.SOLD.GEB.MEDIA 40 A 160MM	1537.6
------------	---	--------

**MAQ.SOLD.GEBERIT"UNIVERSAL" P/TUBO PEAD**

0163010103	356116001 CONJ.ACESS.P/MAQ.ELECTROS.ESG	2105.2
0163010105	359675P01 ESPELHO P/ELECTR.KSS 200-315	518.00
0163010106	359911P01 MAQUINA ELECTROSOLDADURA	639.10
0163010107	359910P01 MAQUINA ELECTROSOLDADURA	416.60

**SUPORTES FIXAÇÃO P/MAQ.UNIVERSAL E MEDIA**

01630103040	359817001 SUPORTE FIXAÇÃO 40	176.70
01630103050	359818001 SUPORTE FIXAÇÃO 50	179.20
01630103056	359811001 SUPORTE FIXAÇÃO 56	179.20
01630103063	359809001 SUPORTE FIXAÇÃO 63	179.20
01630103075	359812001 SUPORTE FIXAÇÃO 75	196.60
01630103090	359813001 SUPORTE FIXAÇÃO 90	196.60
01630103110	359814001 SUPORTE FIXAÇÃO 110	240.40
01630103125	359819001 SUPORTE FIXAÇÃO 125	202.40
01630103160	359816001 SUPORTE FIXAÇÃO 160	272.30
01630103200	359884001 SUPORTE FIXAÇÃO 200	435.60

**SUPORTES PE SILENT P/MAQ.UNIVERSAL**

01630105001	359822001 SUP.PE SILENT135 UNIVERSAL	259.80
-------------	--------------------------------------	--------

**MAQUINAS P/ELECTROSO****MAQUINA P/ELECTROSOLDADURA**

0163030101	356223P01 MAQ.ESG 40/200 DE 40 A 200 MM	SobConsulta
01630301200KSS	359886001 SUPORTE ESPELHO P/ELECT.KSS200	31.90

**SUPORTES****SUPORTES DE APOIO**

0163080101	357800001 SUPORTE APOIO TUBO MAQUINA	82.61
------------	--------------------------------------	-------

**ISOLAMENTOS P/TUBAGENS ARMACELL****ACESSORIOS ARMAFLEX**

**ADESIVOS ARMAFLEX HT 625**

01523002625100	ADESIVO ARMAFLEX ADH-HT625/1,0	26.87
----------------	--------------------------------	-------

**ISOLAMENTO P/TUBAGEM****ISOLAMENTO P/TUBAGEM NH/ARMAFLEX 19 MM**

01520503022	TUBO ISOLAMENTO ARMAFLEX NH/19MM/22	9.63
01520503028	TUBO ISOLAMENTO ARMAFLEX NH/19MM/28	11.77
01520503035	TUBO ISOLAMENTO ARMAFLEX NH/19MM/35	13.05
01520503042	TUBO ISOLAMENTO ARMAFLEX NH/19MM/42	14.48
01520503048	TUBO ISOLAMENTO ARMAFLEX NH/19MM/48	16.97
01520503054	TUBO ISOLAMENTO ARMAFLEX NH/19MM/54	17.12
01520503076	TUBO ISOLAMENTO ARMAFLEX NH/19MM/76	22.26
01520503089	TUBO ISOLAMENTO ARMAFLEX NH/19MM/89	24.26

**PRANCHAS EM ROLOS NH/ARMAFLEX**

015205061999	PRANCHA NH/ARMAFLEX NH-19-99/E	77.05
--------------	--------------------------------	-------

**NAO PASSAR****COLAS P/TUBOS DE ISOLAMENTO**

015212010025	COLA ARMAFLEX 520 C/ 0,25 LT	6.88
0152120101	COLA ARMAFLEX 520 C/ 1,00 LT	20.59
015212016100	COLA ARMAFLEX 625 C/ 1,00 LT	49.38

**COQUILHAS EM ROLOS P/ISOLAMENTO FONOBLOK**

0152120401	MT TUBOLIT AR FONOBLOK 50/5-AR	2.54
0152120402	MT TUBOLIT AR FONOBLOK 60/5-AR	3.22
01521204020	MT TUBOLIT AR FONOBLOK 70/5-AR	3.42
0152120403	MT TUBOLIT AR FONOBLOK 90/5-AR	3.95
01521204030	MT TUBOLIT AR FONOBLOK 100/5-AR	4.41
0152120404	MT TUBOLIT AR FONOBLOK 125/5-AR	5.47
0152120405	MT TUBOLIT AR FONOBLOK 150/5-AR	7.19

**ROLOS DE FITA AUTO-ADESIVA FONOBLOK**

0152120301	ROLO FITA AUTO-ADESIVA FONOBLOK TAPE 50	24.51
0152120302	ROLO FITA AUTO-ADESIVA FONOBLOK TAPE 75	29.48

**ROLOS DE FITA P/TUBOS DE ISOLAMENTO**

0152120200	ROLO FITA ESP.ARFMAFLEX 3.2MMX50MMX10MTS	9.57
0152120201	ROLO FITA ESP.ARFMAFLEX 3.2MMX50MMX15MTS	8.50
0152120202	ROLO FITA TELA PRETA 50MMX50MTS-REF 223	12.84
0152120203	ROLO FITA TELA PRETA 100MMX50MTS REF.223	24.96
0152120204	ROLO FITA TELA CINZA 50MMX50MTS	12.84
0152120205	ROLO FITA TELA CINZA 100MMX50MTS	24.96
0152120206	ROLO FITA ALUMINIO TACKBAND 50MMX10MT	16.06

**SUPORTES PARA TUBAGEM E BRAÇADEIRAS**

0152120513015	SUPORTE ECOLIGHT P/BRAÇADEIRA ECP-13X015	2.06
0152120513018	SUPORTE ECOLIGHT P/BRAÇADEIRA ECP-13X018	2.08
0152120513022	SUPORTE ECOLIGHT P/BRAÇADEIRA ECP-13X022	2.16
0152120513028	SUPORTE ECOLIGHT P/BRAÇADEIRA ECP-13X028	2.39

**PRANCHAS EM ROLO ARM****PRANCHAS EM ROLO ADU / E-P**

01521004032	PRANCHA EM ROLO ADU-32MM/EP	38.64
-------------	-----------------------------	-------

**PRANCHAS EM ROLO ADU / EA-P AUTO ADESIVA**

01521005009	PRANCHA ADU-09MM/EA-P	26.27
01521005013	PRANCHA ADU-13MM/EA-P	25.50

**TUBOS ISOLAMENTO P/R****TUBOS ISOL.REFRIG.ARFMAFLEX AC/6MM ROLO**

01520801006	TUBO ISOL.REFRIG.ARFMAFLEX AC/6MM/1/4	0.42
-------------	---------------------------------------	------

**TUBOS ISOLAMENTO REV****PRANCHAS EM ROLOS ARMAFLEX XG**

015202380699EA	PRANCHA AUTO-ADEVISIA ARMAFLEX XG-06-99/E	23.38
015202380999E	PRANCHA EM ROLO ARMAFLEX XG-09-99/E	17.95

**T.ISOLAM.ARFMAFLEX IT20,30,40 R.E.S.C.E.**

01520209006	TUBO ISOLAMENTO ARMAFLEX IT 20MM/6	2.49
01520209015	TUBO ISOLAMENTO ARMAFLEX IT 20MM/15	3.79
01520209018	TUBO ISOLAMENTO ARMAFLEX IT 20MM/18	4.14
01520209042	TUBO ISOLAMENTO ARMAFLEX IT 30MM/42	11.37
01520209089	TUBO ISOLAMENTO ARMAFLEX IT 30MM/89	18.85

**TUBO ISOLAMENTO REVESTI.ISOLTUBO "6MM"**

0152010113	TUBO ISOL.REVEST.FLEX.ISOLTUBO 6MM/13	0.37
0152010115	TUBO ISOL.REVEST.FLEX.ISOLTUBO 6MM/15	0.40
0152010116	TUBO ISOL.REVEST.FLEX.ISOLTUBO 6MM/16	0.41
0152010119	TUBO ISOL.REVEST.FLEX.ISOLTUBO 6MM/19	0.46
0152010123	TUBO ISOL.REVEST.FLEX.ISOLTUBO 6MM/23	0.51
0152010129	TUBO ISOL.REVEST.FLEX.ISOLTUBO 6MM/29	0.71
0152010136	TUBO ISOL.REVEST.FLEX.ISOLTUBO 6MM/36	1.22
0152010143	TUBO ISOL.REVEST.FLEX.ISOLTUBO 6MM/43	1.81

**TUBOS ISOL.ARMAFLEX AUTO-ADESIVA SH19MM**

01520232022	TUBO ISOL.AUTO-ADESIVO ARMAF.SH 19MM/22	9.52
01520232028	TUBO ISOL.AUTO-ADESIVO ARMAF.SH 19MM/28	9.76
01520232035	TUBO ISOL.AUTO-ADESIVO ARMAF.SH 19MM/35	10.36
01520232042	TUBO ISOL.AUTO-ADESIVO ARMAF.SH 19MM/42	14.37

**TUBOS ISOL.ARMAFLEX STANDARD SH 19MM**

01520231012	TUBO ISOL.STANDARD ARMAFLEX SH 19MM/12	4.30
01520231015	TUBO ISOL.STANDARD ARMAFLEX SH 19MM/15	4.51
01520231018	TUBO ISOL.STANDARD ARMAFLEX SH 19MM/18	4.96
01520231020	TUBO ISOL.STANDARD ARMAFLEX SH 19MM/20	5.20
01520231022	TUBO ISOL.STANDARD ARMAFLEX SH 19MM/22	5.41
01520231025	TUBO ISOL.STANDARD ARMAFLEX SH 19MM/25	5.99
01520231028	TUBO ISOL.STANDARD ARMAFLEX SH 19MM/28	6.40
01520231032	TUBO ISOL.STANDARD ARMAFLEX SH 19MM/32	6.97
01520231035	TUBO ISOL.STANDARD ARMAFLEX SH 19MM/35	7.48
01520231042	TUBO ISOL.STANDARD ARMAFLEX SH 19MM/42	8.35
01520231054	TUBO ISOL.STANDARD ARMAFLEX SH 19MM/54	10.18

**TUBOS ISOL.ARMAFLEX STANDARD SH30/36**

0152023330042	TUBO ISOL.STANDARD ARMAFLEX SH 30MM 42	14.56
0152023330060	TUBO ISOL.STANDARD ARMAFLEX SH 30MM 60	17.94
0152023330076	TUBO ISOL.STANDARD ARMAFLEX SH 30MM 76	20.87
0152023336140	TUBO ISOL.STANDARD ARMAFLEX SH 36MM 140	42.57
0152023336168	TUBO ISOL.STANDARD ARMAFLEX SH 36MM 168	59.05
01520233SH1099	PRANCHA EM FOLHA SH 10-99 ARMAFLEX	26.08
01520233SH2099	PRANCHA EM FOLHA SH 20-99 ARMAFLEX	44.20
01520233SHTAPE	ROLO FITA ISOLAM.ARMAF.SH 15MX50MMX3MM	34.23

**TUBOS ISOL.ARMAFLEX XG VARA**

01520235009006	TUBO ISOLAMENTO ARMAFLEX XG/9MMX006	0.81
01520235009010	TUBO ISOLAMENTO ARMAFLEX XG/9MMX010	0.88
01520235009015	TUBO ISOLAMENTO ARMAFLEX XG/9MMX015	1.05
01520235009018	TUBO ISOLAMENTO ARMAFLEX XG/9MMX018	1.23
01520235009022	TUBO ISOLAMENTO ARMAFLEX XG/9MMX022	1.38
01520235009028	TUBO ISOLAMENTO ARMAFLEX XG/9MMX028	1.81
01520235009035	TUBO ISOLAMENTO ARMAFLEX XG/9MMX035	2.43
01520235009042	TUBO ISOLAMENTO ARMAFLEX XG/9MMX042	2.68
01520235009054	TUBO ISOLAMENTO ARMAFLEX XG/9MMX054	3.44
01520235009089	TUBO ISOLAMENTO ARMAFLEX XG/9MMX089	6.01
01520235009110	TUBO ISOLAMENTO ARMAFLEX XG/9MMX110	8.02
01520235009114	TUBO ISOLAMENTO ARMAFLEX XG/9MMX114	8.69
01520235009125	TUBO ISOLAMENTO ARMAFLEX XG/9MMX125	10.84
01520235009160	TUBO ISOLAMENTO ARMAFLEX XG/9MMX160	14.28
01520235013015	TUBO ISOLAMENTO ARMAFLEX XG/13MMX15	1.69
01520235013018	TUBO ISOLAMENTO ARMAFLEX XG/13MMX18	1.89
01520235013022	TUBO ISOLAMENTO ARMAFLEX XG/13MMX22	2.05
01520235013028	TUBO ISOLAMENTO ARMAFLEX XG/13MMX28	2.67





01520235013035	TUBO ISOLAMENTO ARMAFLEX XG/13MMX35	3.22
01520235013042	TUBO ISOLAMENTO ARMAFLEX XG/13MMX42	3.62
01520235013054	TUBO ISOLAMENTO ARMAFLEX XG/13MMX54	4.36
015202350130761	TUBO ISOLAMENTO ARMAFLEX XG/13MMX76.1	6.27
01520235013102	TUBO ISOLAMENTO ARMAFLEX XG/13MMX102	10.52
01520235013125	TUBO ISOLAMENTO ARMAFLEX XG/13MMX125	17.55
01520235019006	TUBO ISOLAMENTO ARMAFLEX XG/19MMX6	2.80
01520235019010	TUBO ISOLAMENTO ARMAFLEX XG/19MMX10	3.33
01520235019012	TUBO ISOLAMENTO ARMAFLEX XG/19MMX12	3.74
01520235019015	TUBO ISOLAMENTO ARMAFLEX XG/19MMX15	4.24
01520235019018	TUBO ISOLAMENTO ARMAFLEX XG/19MMX18	4.61
01520235019020	TUBO ISOLAMENTO ARMAFLEX XG/19MMX20	4.69
01520235019022	TUBO ISOLAMENTO ARMAFLEX XG/19MMX22	5.06
01520235019028	TUBO ISOLAMENTO ARMAFLEX XG/19MMX28	6.17
01520235019035	TUBO ISOLAMENTO ARMAFLEX XG/19MMX35	6.74
01520235019042	TUBO ISOLAMENTO ARMAFLEX XG/19MMX42	7.43
01520235019054	TUBO ISOLAMENTO ARMAFLEX XG/19MMX54	9.57
01520235019064	TUBO ISOLAMENTO ARMAFLEX XG/19MMX64	12.14
01520235019076	TUBO ISOLAMENTO ARMAFLEX XG/19MMX76	12.68
01520235019089	TUBO ISOLAMENTO ARMAFLEX XG/19MMX89	14.29
01520235019114	TUBO ISOLAMENTO ARMAFLEX XG/19MMX114	19.98
01520235025018	TUBO ISOLAMENTO ARMAFLEX XG/25MMX18	6.15
01520235025022	TUBO ISOLAMENTO ARMAFLEX XG/25MMX22	6.33
01520235025028	TUBO ISOLAMENTO ARMAFLEX XG/25MMX28	7.64
01520235025035	TUBO ISOLAMENTO ARMAFLEX XG/25MMX35	8.56
01520235025042	TUBO ISOLAMENTO ARMAFLEX XG/25MMX42	9.80
01520235030076	TUBO ISOLAMENTO ARMAFLEX XG/30MMX76	17.19
01520235032028	TUBO ISOLAMENTO ARMAFLEX XG/32MMX28	10.97
01520235032042	TUBO ISOLAMENTO ARMAFLEX XG/32MMX42	13.68
<b>TUBOS ISOL.ARFLEX AF - 5 VARA</b>		
01520241AF5042	TUBO ISOLAMENTO ARMAFLEX AF-5-042	16.03
01520241AF5048	TUBO ISOLAMENTO ARMAFLEX AF-5-048	17.36
<b>TUBOS ISOL.ARFLEX AF -4 VARA</b>		
01520240AF4010	TUBO ISOLAMENTO ARMAFLEX AF-4-010	4.53
01520240AF4012	TUBO ISOLAMENTO ARMAFLEX AF-4-012	5.38
01520240AF4015	TUBO ISOLAMENTO ARMAFLEX AF-4-015	5.99
01520240AF4018	TUBO ISOLAMENTO ARMAFLEX AF-4-018	6.57
01520240AF4022	TUBO ISOLAMENTO ARMAFLEX AF-4-022	7.20
01520240AF4025	TUBO ISOLAMENTO ARMAFLEX AF-4-025	7.99
01520240AF4028	TUBO ISOLAMENTO ARMAFLEX AF-4-028	8.80
<b>TUBOS ISOLAMENTO ARMAFLEX AC/19MM VARA</b>		
01520204018	TUBO ISOLAMENTO ARMAFLEX AC/19MM/18	3.26
<b>TUBOS ISOLAMENTO ARMAFLEX AC/9MM VARA</b>		
01520202012	TUBO ISOLAMENTO ARMAFLEX AC/9MM/12	0.70
01520202035	TUBO ISOLAMENTO ARMAFLEX AC/9MM/35	1.79
<b>TUBOS ISOLAMENTO ARMAFLEX HT 10MM VARA</b>		
01520213015	TUBO ISOLAMENTO ARMAFLEX HT/10MM/15	3.54
01520213018	TUBO ISOLAMENTO ARMAFLEX HT/10MM/18	3.81
01520213022	TUBO ISOLAMENTO ARMAFLEX HT/10MM/22	4.16
01520213028	TUBO ISOLAMENTO ARMAFLEX HT/10MM/28	5.15
<b>TUBOS ISOLAMENTO ARMAFLEX HT 13MM VARA</b>		
01520214015	TUBO ISOLAMENTO ARMAFLEX HT/13MM/15	5.10
01520214018	TUBO ISOLAMENTO ARMAFLEX HT/13MM/18	5.44
01520214022	TUBO ISOLAMENTO ARMAFLEX HT/13MM/22	5.99
01520214028	TUBO ISOLAMENTO ARMAFLEX HT/13MM/28	7.89
01520214035	TUBO ISOLAMENTO ARMAFLEX HT/13MM/35	9.43
01520214042	TUBO ISOLAMENTO ARMAFLEX HT/13MM/42	10.59
01520214054	TUBO ISOLAMENTO ARMAFLEX HT/13MM/54	13.19



+351 244 800 160  
+351 244 802 323



geral@canalcentro.pt  
info@canalcentro.pt



R. do Bailadouro s/nº,  
2410-211 Pousos



**TUBOS ISOLAMENTO ARMAFLEX HT 19MM VARA**

01520215015	TUBO ISOLAMENTO ARMAFLEX HT/19MM/15	8.67
01520215018	TUBO ISOLAMENTO ARMAFLEX HT/19MM/18	9.52
01520215022	TUBO ISOLAMENTO ARMAFLEX HT/19MM/22	10.40
01520215028	TUBO ISOLAMENTO ARMAFLEX HT/19MM/28	12.73
01520215035	TUBO ISOLAMENTO ARMAFLEX HT/19MM/35	14.07
01520215042	TUBO ISOLAMENTO ARMAFLEX HT/19MM/42	15.71
01520215054	TUBO ISOLAMENTO ARMAFLEX HT/19MM/54	19.89
01520215PR025	PRANCHA EM ROLO ARMAFLEX HT-25-99/E	101.32

**TUBOS ISOLAMENTO ARMAFLEX HT 32MM VARA**

01520216SWH022	TUBO ISOLAMENTO ARMAFLEX HT/32MM/22 SWH	26.88
01520216SWH028	TUBO ISOLAMENTO ARMAFLEX HT/32MM/28 SWH	28.71
01520216SWH035	TUBO ISOLAMENTO ARMAFLEX HT/32MM/35 SWH	31.16
01520216SWH042	TUBO ISOLAMENTO ARMAFLEX HT/32MM/42 SWH	32.99
01520216SWH054	TUBO ISOLAMENTO ARMAFLEX HT/32MM/54 SWH	37.26

**TUBOS ISOLAMENTO ARMAFLEX IT 9MM VARA**

01520206015	TUBO ISOLAMENTO ARMAFLEX IT 9MM/15	1.07
01520206042	TUBO ISOLAMENTO ARMAFLEX IT 9MM/42	2.51
01520206054	TUBO ISOLAMENTO ARMAFLEX IT 9MM/54	3.06
01520206089	TUBO ISOLAMENTO ARMAFLEX IT 9MM/89	4.94

**TUBOS ISOLAMENTO ARMAFLEX S(HT)20MM VARA**

01520205015	TUBO ISOL. ARMAFLEX S(HT)/20MM/15	9.96
01520205018	TUBO ISOL. ARMAFLEX S(HT)/20MM/18	10.76
01520205022	TUBO ISOL. ARMAFLEX S(HT)/20MM/22	11.66
01520205035	TUBO ISOL. ARMAFLEX S(HT)/20MM/35	15.80
0152020535018	TUBO ISOL. ARMAFLEX S(HT)/35MM/18	13.21
0152020535028	TUBO ISOL. ARMAFLEX S(HT)/35MM/28	14.42

**TUBOS ISOLAMENTO ARMAFLEX SH 10MM VARA**

01520230015	TUBO ISOLAMENTO ARMAFLEX SH10MM/15	1.39
01520230018	TUBO ISOLAMENTO ARMAFLEX SH10MM/18	1.59
01520230020	TUBO ISOLAMENTO ARMAFLEX SH10MM/20	1.67
01520230022	TUBO ISOLAMENTO ARMAFLEX SH10MM/22	1.73
01520230025	TUBO ISOLAMENTO ARMAFLEX SH10MM/25	1.97
01520230028	TUBO ISOLAMENTO ARMAFLEX SH10MM/28	2.22
01520230032	TUBO ISOLAMENTO ARMAFLEX SH10MM/32	2.64
01520230035	TUBO ISOLAMENTO ARMAFLEX SH10MM/35	2.95
01520230042	TUBO ISOLAMENTO ARMAFLEX SH 10MM/42	3.50
01520230048	TUBO ISOLAMENTO ARMAFLEX SH 10MM/48	3.99
01520230054	TUBO ISOLAMENTO ARMAFLEX SH 10MM/54	4.24
01520230060	TUBO ISOLAMENTO ARMAFLEX SH 10MM/60	5.01

**ISOLAMENTOS P/TUBAGENS ISOPIPE****ACESSORIOS ISOPIPE****COLA ISOGLUE ISOPIPE**

0151200401	COLA ISOGLU 250ML COM PINCEL ISOPIPE	10.10
0151200405	COLA ISOGLUE 1000 ML ISOPIPE	20.10

**CURVAS A 90 ISOPIPE**

01512020019022	CURVA 90. 19X22 MM ISOPIPE	13.70
01512020019028	CURVA 90. 19X28 MM ISOPIPE	14.30
01512020019035	CURVA 90. 19X35 MM ISOPIPE	16.70
01512020019042	CURVA 90. 19X42 MM ISOPIPE	18.50
01512020019054	CURVA 90. 19X54 MM ISOPIPE	25.00
01512020019076	CURVA 90. 19X76 MM ISOPIPE	47.40
01512020025089	CURVA 90. 25X89 MM ISOPIPE	57.80
01512020025114	CURVA 90. 25X114 MM ISOPIPE	90.60
01512020035013	CURVA 90. 35X13 MM ISOPIPE	13.70
01512020042015	CURVA 90. 42X15 MM ISOPIPE	9.50
01512020054015	CURVA 90. 54X15 MM ISOPIPE	13.97

**ROLOS CINTA ISOLANTE AUTOADESIVA ISOTAPE**

+351 244 800 160  
+351 244 802 323



geral@canalcentro.pt  
info@canalcentro.pt



R. do Bailadouro s/nº,  
2410-211 Pousos



01512003010	ROLO FITA ISOL.ISOTAPE 10 MTSX50MMX3MM	10.60
01512003015	ROLO FITA ISOL.ISOTAPE15 MTSX50MMX3MM	14.80
01512003025	ROLO FITA AUTOADES.ISOPIPE UV 25MTX50MM	19.50
01512003025050	ROLO FITA AUTOA UV PLUS PET-AL-PE 25MX50	22.90
<b>ROLOS FITA AUTO-ADESIVAS ISOPIPE</b>		
01512001018	ROLO FITA AUTOADES.ISOT.UV PVC 33MTX50MM	9.90
01512001S10	RL FITA ISOTAPE SOLAR POLYMER UV10MX50MM	8.00
<b>TES ISOPIPE</b>		
01512021052052	TE ALUMINO 52X52X52 ISOPIPE	13.80
01512021073061	TE ALUMINO 73X61X73 ISOPIPE	19.40
<b>PRANCHAS ISOPIPE</b>		
<b>PRANCHAS ISOSOUND ISOPIPE</b>		
0151110204	ISOL.PRANCHA ISOSOUND 10MM 150KG 15M2	34.65
<b>PRANCHAS ISOSYSTEM T</b>		
<b>PRANCHAS ISOSYSTEM 19 MM ISOPIPE</b>		
01510602152	PRANCHA ISOSYSTEM 19-152 TC ISOPIPE	17.49
<b>T.ISOLAM.ISOPI.TC HD</b>		
<b>TUBOS ISOLAMENTOS ISOPIPE TC HD 13MM</b>		
01510502028	TUBO ISOLAM.ISOPIPE TC HEAV.DUTY 13MMX28	20.85
01510502035	TUBO ISOLAM.ISOPIPE TC HEAV.DUTY 13MMX35	22.70
01510502042	TUBO ISOLAM.ISOPIPE TC HEAV.DUTY 13MMX42	22.89
01510502054	TUBO ISOLAM.ISOPIPE TC HEAV.DUTY 13MMX54	26.42
<b>TUBOS ISOLAMENTOS ISOPIPE TC HD 30MM</b>		
01510505022	TUBO ISOLAM.ISOPIPE TC HEAV.DUTY 32MMX22	30.45
01510505028	TUBO ISOLAM.ISOPIPE TC HEAV.DUTY 32MMX28	32.41
01510505035	TUBO ISOLAM.ISOPIPE TC HEAV.DUTY 32MMX35	37.31
01510505042	TUBO ISOLAM.ISOPIPE TC HEAV.DUTY 32MMX42	41.50
01510505048	TUBO ISOLAM.ISOPIPE TC HEAV.DUTY 32MMX48	44.21
<b>T.ISOLAM.ISOPIP.TC S</b>		
<b>TUBOS ISOLAMENTO ISOPIPE TC SOLAR 13MM</b>		
01510303015	TUBO ISOLAM. ISOPIPE TC SOLAR 13MMX15	2.53
01510303018	TUBO ISOLAM. ISOPIPE TC SOLAR 13MMX18	2.77
01510303022	TUBO ISOLAM. ISOPIPE TC SOLAR 13MMX22	3.09
01510303028	TUBO ISOLAM. ISOPIPE TC SOLAR 13MMX28	3.74
01510303035	TUBO ISOLAM. ISOPIPE TC SOLAR 13MMX35	4.57
01510303042	TUBO ISOLAM. ISOPIPE TC SOLAR 13MMX42	6.60
01510303048	TUBO ISOLAM. ISOPIPE TC SOLAR 13MMX48	10.66
01510303054	TUBO ISOLAM. ISOPIPE TC SOLAR 13MMX54	11.27
01510303076	TUBO ISOLAM. ISOPIPE TC SOLAR 13MMX76	14.12
01510303088	TUBO ISOLAM. ISOPIPE TC SOLAR 13MMX88	15.63
<b>TUBOS ISOLAMENTO ISOPIPE TC SOLAR 19MM</b>		
01510304015	TUBO ISOLAM. ISOPIPE TC SOLAR 19MMX15	5.89
01510304018	TUBO ISOLAM. ISOPIPE TC SOLAR 19MMX18	5.95
01510304022	TUBO ISOLAM. ISOPIPE TC SOLAR 19MMX22	6.30
01510304028	TUBO ISOLAM. ISOPIPE TC SOLAR 19MMX28	8.32
01510304035	TUBO ISOLAM. ISOPIPE TC SOLAR 19MMX35	11.25
01510304042	TUBO ISOLAM. ISOPIPE TC SOLAR 19MMX42	11.47
01510304048	TUBO ISOLAM. ISOPIPE TC SOLAR 19MMX48	13.50
<b>TUBOS ISOLAMENTO ISOPIPE TC SOLAR 30 MM</b>		
01510305022	TUBO ISOLAM. ISOPIPE TC SOLAR 32MMX22	14.23
01510305028	TUBO ISOLAM. ISOPIPE TC SOLAR 32MMX28	16.11
01510305035	TUBO ISOLAM. ISOPIPE TC SOLAR 32MMX35	17.05
<b>TUBOS ISOLAMENTO ISOPIPE TC SOLAR 9MM</b>		
01510302015	TUBO ISOLAM. ISOPIPE TC SOLAR 9MMX15	1.81
01510302018	TUBO ISOLAM. ISOPIPE TC SOLAR 9MMX18	2.15
01510302022	TUBO ISOLAM. ISOPIPE TC SOLAR 9MMX22	2.35
01510302025	TUBO ISOLAM. ISOPIPE TC SOLAR 9MMX25	2.32



01510302028	TUBO ISOLAM. ISOPIPE TC SOLAR 9MMX28	2.77
-------------	--------------------------------------	------

**T.ISOLAM.ISOPIP.UV P****PRANCHA ISOPIPE TC-UV PLUS 32 MM**

01510415019	PRANCHA ISOROLLS TC UV PLUS 19MM	39.30
01510415032	PRANCHA ISOROLLS TC UV PLUS 32MM	60.69

**TUBOS ISOLAMENTO ISOPIPE TC UV PLUS 13MM**

01510403028	TUBO ISOLAM.ISOPIPE TC UV PLUS 13MMX28	11.39
01510403035	TUBO ISOLAM.ISOPIPE TC UV PLUS 13MMX35	12.38
01510403042	TUBO ISOLAM.ISOPIPE TC UV PLUS 13MMX42	14.30
01510403054	TUBO ISOLAM.ISOPIPE TC UV PLUS 13MMX54	16.61
01510403064	TUBO ISOLAM.ISOPIPE TC UV PLUS 13MMX64	18.21

**TUBOS ISOLAMENTO ISOPIPE TC UV PLUS 19MM**

01510404022	TUBO ISOLAM.ISOPIPE TC UV PLUS 19MMX22	14.29
01510404028	TUBO ISOLAM.ISOPIPE TC UV PLUS 19MMX28	16.10
01510404035	TUBO ISOLAM.ISOPIPE TC UV PLUS 19MMX35	17.63
01510404042	TUBO ISOLAM.ISOPIPE TC UV PLUS 19MMX42	18.93
01510404048	TUBO ISOLAM.ISOPIPE TC UV PLUS 19MMX48	21.75
01510404054	TUBO ISOLAM.ISOPIPE TC UV PLUS 19MMX54	22.78
01510404060	TUBO ISOLAM.ISOPIPE TC UV PLUS 19MMX60	25.74
01510404064	TUBO ISOLAM.ISOPIPE TC UV PLUS 19MMX64	26.86
01510404076	TUBO ISOLAM.ISOPIPE TC UV PLUS 19MMX76	31.80
01510404088	TUBO ISOLAM.ISOPIPE TC UV PLUS 19MMX88	34.89
01510404108	TUBO ISOLAM.ISOPIPE TC UV PLUS 19MMX108	43.88

**TUBOS ISOLAMENTO ISOPIPE TC UV PLUS 25MM**

01510406088	TUBO ISOLAM.ISOPIPE TC UV PLUS 25MMX88	47.58
01510406114	TUBO ISOLAM.ISOPIPE TC UV PLUS 25MMX114	55.00

**TUBOS ISOLAMENTO ISOPIPE TC UV PLUS 30MM**

01510405028	TUBO ISOLAM.ISOPIPE TC UV PLUS 30MMX28	26.53
01510405035	TUBO ISOLAM.ISOPIPE TC UV PLUS 30MMX35	31.23
01510405042	TUBO ISOLAM.ISOPIPE TC UV PLUS 30MMX42	35.23
01510405054	TUBO ISOLAM.ISOPIPE TC UV PLUS 30MMX54	39.74
01510405064	TUBO ISOLAM.ISOPIPE TC UV PLUS 30MMX64	45.27

**T.ISOLAM.ISOPIPE TC****ISOLAMENTO EM PRANCHA AUTOADESIVA TC**

01510130001	ISOL.PRANCHA ADESIV ISOROLLS TC 6- 30M2	22.24
01510130003	ISOL.PRANCHA ADESIV ISOROLLS TC10 20M2	25.93
01510130004	ISOL.PRANCHA ADESIV ISOROLLS TC19 10M2	38.35

**ISOLAMENTO EM PRANCHA TC**

0151012919	ISOL.PRANCHA ISOROLLS ISOPIPE TC19 10M2	24.35
0151012940	ISOL.PRANCHA ISOROLLS ISOPIPE TC40 4M2	57.88

**TUBOS ISOLAM.ISOPIPE SLIT & SEAL RF 13MM**

01510111054	TUBO ISOLAM.ISOPIPE SLIT SEAL RF 13MMX54	8.19
-------------	--	------

**TUBOS ISOLAM.ISOPIPE SLIT & SEAL RF 19MM**

01510112022	TUBO ISOLAM.ISOPIPE SLIT SEAL RF 19MMX22	7.47
01510112028	TUBO ISOLAM.ISOPIPE SLIT SEAL RF 19MMX28	8.24
01510112035	TUBO ISOLAM.ISOPIPE SLIT SEAL RF 19MMX35	9.06
01510112042	TUBO ISOLAM.ISOPIPE SLIT SEAL RF 19MMX42	11.45
01510112048	TUBO ISOLAM.ISOPIPE SLIT SEAL RF 19MMX48	12.13
01510112054	TUBO ISOLAM.ISOPIPE SLIT SEAL RF 19MMX54	13.06
01510112064	TUBO ISOLAM.ISOPIPE SLIT SEAL RF 19MMX64	15.92

**TUBOS ISOLAM.ISOPIPE SLIT & SEAL RF 9MM**

01510110015	TUBO ISOLAM.ISOPIPE SLIT SEAL RF 9MMX15	3.40
-------------	---	------

**TUBOS ISOLAMENTO ISOPIPE TC 13MM**

01510103010	TUBO ISOLAMENTO ISOPIPE TC 13MMX10	1.45
01510103012	TUBO ISOLAMENTO ISOPIPE TC 13MMX12	1.51
01510103015	TUBO ISOLAMENTO ISOPIPE TC 13MMX15	1.51
01510103018	TUBO ISOLAMENTO ISOPIPE TC 13MMX18	1.72



01510103020	TUBO ISOLAMENTO ISOPIPE TC 13MMX20	1.90
01510103022	TUBO ISOLAMENTO ISOPIPE TC 13MMX22	1.96
01510103025	TUBO ISOLAMENTO ISOPIPE TC 13MMX25	2.32
01510103028	TUBO ISOLAMENTO ISOPIPE TC 13MMX28	2.58
01510103032	TUBO ISOLAMENTO ISOPIPE TC 13MMX32	3.04
01510103035	TUBO ISOLAMENTO ISOPIPE TC 13MMX35	3.10
01510103042	TUBO ISOLAMENTO ISOPIPE TC 13MMX42	3.65
01510103048	TUBO ISOLAMENTO ISOPIPE TC 13MMX48	3.92
01510103054	TUBO ISOLAMENTO ISOPIPE TC 13MMX54	4.30
01510103064	TUBO ISOLAMENTO ISOPIPE TC 13MMX64	4.99
01510103076	TUBO ISOLAMENTO ISOPIPE TC 13MMX76	6.00
01510103088	TUBO ISOLAMENTO ISOPIPE TC 13MMX88	7.40
01510103108	TUBO ISOLAMENTO ISOPIPE TC 13MMX108	12.59
01510103114	TUBO ISOLAMENTO ISOPIPE TC 13MMX114	12.92
01510103125	TUBO ISOLAMENTO ISOPIPE TC 13MMX125	16.01

**TUBOS ISOLAMENTO ISOPIPE TC 19MM**

01510104006	TUBO ISOLAMENTO ISOPIPE TC 19MMX6	2.79
01510104010	TUBO ISOLAMENTO ISOPIPE TC 19MMX10	3.02
01510104012	TUBO ISOLAMENTO ISOPIPE TC 19MMX12	3.17
01510104015	TUBO ISOLAMENTO ISOPIPE TC 19MMX15	3.21
01510104018	TUBO ISOLAMENTO ISOPIPE TC 19MMX18	3.27
01510104022	TUBO ISOLAMENTO ISOPIPE TC 19MMX22	3.56
01510104025	TUBO ISOLAMENTO ISOPIPE TC 19MMX25	3.99
01510104028	TUBO ISOLAMENTO ISOPIPE TC 19MMX28	4.35
01510104032	TUBO ISOLAMENTO ISOPIPE TC 19MMX32	5.12
01510104035	TUBO ISOLAMENTO ISOPIPE TC 19MMX35	5.18
01510104042	TUBO ISOLAMENTO ISOPIPE TC 19MMX42	5.29
01510104048	TUBO ISOLAMENTO ISOPIPE TC 19MMX48	7.70
01510104054	TUBO ISOLAMENTO ISOPIPE TC 19MMX54	8.69
01510104060	TUBO ISOLAMENTO ISOPIPE TC 19MMX60	9.96
01510104064	TUBO ISOLAMENTO ISOPIPE TC 19MMX64	11.03
01510104076	TUBO ISOLAMENTO ISOPIPE TC 19MMX76	11.43
01510104088	TUBO ISOLAMENTO ISOPIPE TC 19MMX88	12.92
01510104101	TUBO ISOLAMENTO ISOPIPE TC 19MMX101	17.77
01510104108	TUBO ISOLAMENTO ISOPIPE TC 19MMX108	19.08
01510104114	TUBO ISOLAMENTO ISOPIPE TC 19MMX114	19.50
01510104125	TUBO ISOLAMENTO ISOPIPE TC 19MMX125	21.25
01510104139	TUBO ISOLAMENTO ISOPIPE TC 19MMX139	22.39
01510104152	TUBO ISOLAMENTO ISOPIPE TC 19MMX152	38.53

**TUBOS ISOLAMENTO ISOPIPE TC 25MM**

01510105015	TUBO ISOLAMENTO ISOPIPE TC 25MMX15	5.45
01510105018	TUBO ISOLAMENTO ISOPIPE TC 25MMX18	5.48
01510105022	TUBO ISOLAMENTO ISOPIPE TC 25MMX22	5.56
01510105025	TUBO ISOLAMENTO ISOPIPE TC 25MMX25	6.38
01510105028	TUBO ISOLAMENTO ISOPIPE TC 25MMX28	6.72
01510105032	TUBO ISOLAMENTO ISOPIPE TC 25MMX32	7.55
01510105035	TUBO ISOLAMENTO ISOPIPE TC 25MMX35	7.55
01510105042	TUBO ISOLAMENTO ISOPIPE TC 25MMX42	9.29
01510105054	TUBO ISOLAMENTO ISOPIPE TC 25MMX54	11.19
01510105064	TUBO ISOLAMENTO ISOPIPE TC 25MMX64	12.74
01510105076	TUBO ISOLAMENTO ISOPIPE TC 25MMX76	14.79
01510105114	TUBO ISOLAMENTO ISOPIPE TC 25MMX114	23.39

**TUBOS ISOLAMENTO ISOPIPE TC 30MM**

01510106015	TUBO ISOLAMENTO ISOPIPE TC 32MMX15	8.11
01510106018	TUBO ISOLAMENTO ISOPIPE TC 32MMX18	8.35
01510106022	TUBO ISOLAMENTO ISOPIPE TC 32MMX22	8.86
01510106025	TUBO ISOLAMENTO ISOPIPE TC 32MMX25	9.57
01510106028	TUBO ISOLAMENTO ISOPIPE TC 32MMX28	10.20
01510106035	TUBO ISOLAMENTO ISOPIPE TC 32MMX35	11.05



01510106042	TUBO ISOLAMENTO ISOPIPE TC 32MMX42	11.74
01510106048	TUBO ISOLAMENTO ISOPIPE TC 32MMX48	12.69
01510106054	TUBO ISOLAMENTO ISOPIPE TC 32MMX54	13.74
01510106060	TUBO ISOLAMENTO ISOPIPE TC 32MMX60	14.56
01510106064	TUBO ISOLAMENTO ISOPIPE TC 32MMX64	13.58
01510106076	TUBO ISOLAMENTO ISOPIPE TC 32MMX76	17.26
01510106088	TUBO ISOLAMENTO ISOPIPE TC 32MMX88	20.24
01510106108	TUBO ISOLAMENTO ISOPIPE TC 32MMX108	26.96
01510106114	TUBO ISOLAMENTO ISOPIPE TC 32MMX114	26.64

**TUBOS ISOLAMENTO ISOPIPE TC 40MM**

01510107108	TUBO ISOLAMENTO ISOPIPE TC 40MMX108	31.20
01510107114	TUBO ISOLAMENTO ISOPIPE TC 40MMX114	31.72
0151010742	TUBO ISOLAMENTO ISOPIPE TC 40MMX42	19.77
0151010754	TUBO ISOLAMENTO ISOPIPE TC 40MMX54	23.86
0151010764	TUBO ISOLAMENTO ISOPIPE TC 40MMX64	24.60
0151010776	TUBO ISOLAMENTO ISOPIPE TC 40MMX76	27.92

**TUBOS ISOLAMENTO ISOPIPE TC 6MM**

01510101015	TUBO ISOLAMENTO ISOPIPE TC 6MMX15	0.76
01510101018	TUBO ISOLAMENTO ISOPIPE TC 6MMX18	0.82
01510101022	TUBO ISOLAMENTO ISOPIPE TC 6MMX22	0.98

**TUBOS ISOLAMENTO ISOPIPE TC 9MM**

01510102006	TUBO ISOLAMENTO ISOPIPE TC 9MMX6	0.74
01510102010	TUBO ISOLAMENTO ISOPIPE TC 9MMX10	0.82
01510102015	TUBO ISOLAMENTO ISOPIPE TC 9MMX15	0.96
01510102018	TUBO ISOLAMENTO ISOPIPE TC 9MMX18	1.08
01510102022	TUBO ISOLAMENTO ISOPIPE TC 9MMX22	1.19
01510102028	TUBO ISOLAMENTO ISOPIPE TC 9MMX28	1.53
01510102032	TUBO ISOLAMENTO ISOPIPE TC 9MMX32	1.92
01510102035	TUBO ISOLAMENTO ISOPIPE TC 9MMX35	1.96
01510102042	TUBO ISOLAMENTO ISOPIPE TC 9MMX42	2.45
01510102048	TUBO ISOLAMENTO ISOPIPE TC 9MMX48	2.75
01510102054	TUBO ISOLAMENTO ISOPIPE TC 9MMX54	3.37
01510102060	TUBO ISOLAMENTO ISOPIPE TC 9MMX60	3.85
01510102064	TUBO ISOLAMENTO ISOPIPE TC 9MMX64	4.13
01510102076	TUBO ISOLAMENTO ISOPIPE TC 9MMX76	4.89
01510102088	TUBO ISOLAMENTO ISOPIPE TC 9MMX88	5.34
01510102114	TUBO ISOLAMENTO ISOPIPE TC 9MMX114	8.20

**TUBOS ISOLAMENTO ISO****TUBOS ISOLAMENTO ISOPIPE HT 25MM**

01510804054	TUBO ISOLAMENTO ISOPIPE HT 25MMX54	19.83
-------------	------------------------------------	-------

**TUBOS ISOLAMENTO ISOPIPE SLIT&SEAL 19MM**

01511203018	TUBO ISOLAM. SLIT SEAL SOLAR 19MMX18	9.35
01511203028	TUBO ISOLAM. SLIT SEAL SOLAR 19MMX28	11.66
01511203035	TUBO ISOLAM. SLIT SEAL SOLAR 19MMX35	13.55

**TUBOS ISOLAMENTOS ISOPIPE HT 19MM**

01510903015	TUBO ISOLAMENTO ISOPIPE HT/19MM/15	6.56
01510903018	TUBO ISOLAMENTO ISOPIPE HT/19MM/18	7.21
01510903022	TUBO ISOLAMENTO ISOPIPE HT/19MM/22	7.85
01510903028	TUBO ISOLAMENTO ISOPIPE HT/19MM/28	9.65
01510903035	TUBO ISOLAMENTO ISOPIPE HT/19MM/35	10.65

**MATERIAIS P/FIXAÇÃO****AMPOLAS QUIMICAS****AMPOLAS QUIMICAS SPLIT**

01401001024	AMPOLA QUIMICA SPIT MAXIMA - M24	5.03
-------------	----------------------------------	------

**ANILHAS****ANILHAS ABA LARGA**

0140050206	ANILHA ABA LARGA ZN.D9021 M6	0.06
0140050208	ANILHA ABA LARGA ZN.D9021 M8	0.05



0140050210	ANILHA ABA LARGA ZN.D9021 M10	0.06
<b>ANILHAS ACO</b>		
0140050101	ANILHA ACO M6 ZB	0.03
0140050102	ANILHA ACO M8 ZB	0.05
0140050103	ANILHA ACO M10 ZB	0.05
0140050104	ANILHA ACO M16 ZB	0.09
0140050105	ANILHA ACO M18 ZB	0.08
0140050106	ANILHA ACO M20 ZB	0.09
0140050107	ANILHA ACO M24 ZB	0.24
0140050108	ANILHA ACO M27 ZB	0.23
<b>ANILHAS INOX DIN 125</b>		
01400503020	ANILHA INOX DIN 125A D20 - A2	0.32
01400503024	ANILHA INOX DIN 125A D24 - A2	SobConsulta
0140050308	ANILHA INOX M8 ABA LARGA	0.07
01400503M08	ANILHA INOX M8	0.05
01400503M16	ANILHA INOX M16	0.16
01400503M20	ANILHA INOX M20	0.24
01400503M24	ANILHA INOX M24	0.63
<b>BROCAS</b>		
<b>BROCAS DIAMANTE</b>		
01400701001	BROCA DIAMANTE 5MM	3.65
0140070101	BROCA DIAMANTE 6MM	3.67
0140070102	BROCA DIAMANTE 8MM	4.35
0140070103	BROCA DIAMANTE 10MM	5.79
0140070104	BROCA DIAMANTE 12MM	1.40
<b>BROCAS HSSS</b>		
01400702010	BROCA HSSS 10MM	4.07
01400702012	BROCA HSSS 12MM	4.64
01400702015	BROCA HSSS 15MM	7.02
<b>BUCHAS</b>		
<b>BUCHAS METALICAS (AMARELAS)</b>		
0140020101	BUCHA LAT.S/PARAFUSO M6	0.10
0140020102	BUCHA LAT.S/PARAFUSO M8	0.33
0140020103	BUCHA LAT.S/PARAFUSO M10	0.44
0140020104	BUCHA PFG ACO ZINCADA 6X40	0.81
0140020105	BUCHA PFG ACO ZINCADA 8X50	0.89
0140020106	BUCHA PFG ACO ZINCADA 10X60	1.26
01400201060	BUCHA SPIT FIX 06/30	0.46
0140020107	BUCHA SPIT FIX 10/45	0.92
0140020108	BUCHA SPIT TRIGA 16-24/25	15.00
01400201M06	BUCHA SIMPLES MET.PCL ACO PA M6	0.06
01400201M08	BUCHA SIMPLES MET.PCL ACO PA M8	0.10
01400201N06	BUCHA NYLON PCL 518 6 MM	0.04
01400201N08	BUCHA NYLON PCL 518 8 MM	0.08
01400201N10	BUCHA NYLON PCL 518 10 MM	0.10
<b>BUCHAS METALICAS (CINZENTAS)</b>		
01400205M10	BUCHA LATAO P/BETAO M10	0.44
01400205M8	BUCHA LATAO P/BETAO M8	0.33
<b>BUCHAS NYLON</b>		
0140020301	BUCHA NYLON BOLU 5	0.06
0140020302	BUCHA NYLON BOLU 6	0.09
<b>BUCHAS NYLON C/REBORDO</b>		
0140020401	BUCHA NYLON C/REBORDO M6X30	0.03
01400204010	BUCHA NYLON C/REBORDO M10X50	0.05
0140020402	BUCHA NYLON C/REBORDO M8X40	0.03
<b>BUCHAS PLASTICAS</b>		
01400202001	BUCHA PLAST. BOLIXC 5	0.02
0140020201	BUCHA PLAST. BOLIXC 6	0.04





0140020202	BUCHA PLAST. BOLIXC 8	0.05
0140020203	BUCHA PLAST. BOLIXC 10	0.13
0140020208	BUCHA PLAST. BOLIXC M16	0.37

**DISCOS ABRASIVOS****DISCOS CORTE**

01400801115	DISCO DE CORTE FINO INOX 115X1 - PECOL	1.24
-------------	--	------

**PARAFUSOS****PARAFUSOS - DIVERSOS**

0140030101	1 KIT PARAFUSOS P/LAVAT.(1 PAR)	0.88
01400301011	1 KIT PARAFUSOS P/LAVAT.FRANCES INOX	3.51
01400301012	KIT PARAFUSOS P/SANITA-BIDE INOX	2.57
0140030102	1 KIT PARAFUSOS P/SANITA-BIDE (2 PARES)	1.04
0140030103	1 KIT P/FIXACAO LOUCA ROCA	1.42
01400301031	1 KIT P/FIXACAO LOUCA ROCA INOX	1.78
0140030104	1 PARAFUSO P/SANITA 21/2X12	0.25
0140030105	CONJUNTO BUCHA + PARAF.AÇO LATER.P/WC	1.55
0140030106	1 PARAFUSO NIQUEL.11/2X6	0.02
0140030108	PARAFUSO NIQUEL.11/2X8	0.03
0140030109	PARAFUSO NIQUEL.11/4X6	0.03
0140030110	PARAFUSO NIQUELADO 1X6	0.02
0140030111	PARAFUSO ZINC.CABECA QUEIJO 4,2X32	0.02
014003011128	PARAFUSO INOX 11/2X8	0.08
0140030112	PARAFUSO VBA 5X50	0.03
01400301120	PARAFUSO VBA 5X60	0.03
0140030113	PARAFUSO VBA 6X50	0.06
0140030114	PARAFUSO VBA 6X60	0.06
0140030115	PARAFUSO C/SEXTAVADA M8X100	0.08
01400301151	PARAFUSO C/SEXTAVADA M12X52 AMAR.	SobConsulta
0140030116	PARAFUSO C/SEXTAVADA M16X80	0.60
014003011690	PARAFUSO C/SEXTAVADA M16X90	0.78
0140030117	PARAFUSO C/SEXTAVADA M16X100	0.96
01400301170	PARAFUSO BALAUSTRÉ M8X60 (DUAS ROSCAS)	0.16
01400301171	PARAFUSO 2 ROSCAS C/BATENTE 6.3X37	0.07
0140030117A2	PARAFUSO C/SEXTAVADA INOX A2 M16X100	1.62
0140030118	PARAFUSO BALAUSTRÉ M8X80 (DUAS ROSCAS)	0.21
0140030119	PARAFUSO BALAUSTRÉ M8X100	0.26
0140030120	PARAFUSO C/SEXTAVADA M6X16	0.07
0140030121	PARAFUSO AMAR.P/JOELHO TERMINAL 4X40	0.02
01400301211	PARAFUSO AMAR.P/JOELHO TERMINAL 4X35	0.02
01400301212	PARAFUSO AMAR.P/JOELHO TERMINAL 4.5X40	0.02
01400301213	PARAFUSO AGC C EMB.PZP C202 ACO ZN 5X50	0.03
01400301214	PARAFUSO AGC C EMB.PZP C202 ACO ZN 6X60	0.05
01400301215	PARAFUSO C/SEXTAVADA M16X70	0.75
0140030122	PARAFUSO C/SEXTAVADA M16X60	0.75
0140030123	PARAFUSO C/SEXTAVADA M18X90	1.20
0140030124	PARAFUSO C/SEXTAVADA M20X100	1.37
0140030124110	PARAFUSO C/SEXTAVADA M20X110	1.93
0140030124120	PARAFUSO C/SEXTAVADA M20X120	2.20
0140030124160	PARAFUSO C/SEXTAVADA M20X160	3.94
0140030125	PARAFUSO C/SEXTAVADA M20X80	0.86
0140030125M20090	PARAFUSO C/SEXTAVADA M20X90	1.78
0140030126	PARAFUSO C/SEXTAVADA M8X20	SobConsulta
0140030127	PARAFUSO SEXT.ROSC.PARC.16X70	0.74
0140030128	PARAFUSO SEXT.M6X80	0.28
0140030129	PARAFUSO C/PORCA SEXT.M6X20	SobConsulta
0140030130	CONJUNTO FIXAÇÃO SAN.AÇO PA M6X70	1.13
0140030130110	PARAFUSO C/SEXTAVADA M24X110	2.71
0140030130120	PARAFUSO C/SEXTAVADA M24X120	SobConsulta
0140030130140	PARAFUSO C/SEXTAVADA M24X140	4.54



0140030130M27130	PARAFUSO C/SEXTAVADA M27X130	4.20
0140030130M27140	PARAFUSO C/SEXTAVADA M27X140	3.90
0140030131	PARAFUSO RT DIN933 8.8 ZN M8X65	0.13

**PARAFUSOS SEXT.INOX**

01400305M08X20	PARAFUSO INOX C/SEXTAVADA M8X20	0.13
01400305M08X70	PARAFUSO INOX C/SEXTAVADA M8X70	0.34
01400305M08X90	PARAFUSO INOX C/SEXTAVADA M8X90	0.49
01400305M16X120	PARAFUSO INOX C/SEXTAVADA M16X120	3.37
01400305M16X80	PARAFUSO INOX C/SEXTAVADA M16X80	1.86
01400305M20X100	PARAFUSO INOX C/SEXTAVADA M20X100	SobConsulta
01400305M20X120	PARAFUSO INOX C/SEXTAVADA M20X120	5.52
01400305M20X140	PARAFUSO INOX C/SEXTAVADA M20X140	6.17
01400305M20X150	PARAFUSO INOX C/SEXTAVADA M20X150	7.01
01400305M20X170	PARAFUSO INOX C/SEXTAVADA M20X170	6.60
01400305M20X200	PARAFUSO INOX C/SEXTAVADA M20X200	10.37
01400305M24X120	PARAFUSO INOX C/SEXTAVADA M24X120	9.77

**PARAFUSOS SEXT.ROSCA TOT.DIN 933**

0140030308020	PARAFUSO SEXT.ROSCA TOT.DIN 933 8X20-INC	0.25
0140030308060	PARAFUSO SEXT.ROSCA TOT.DIN 933 8X60-INC	0.46

**PARAFUSOS TIREFONDS**

0140030211	ANILHA CHAPA P/PARAFUSO TIREFOND	0.06
0140030212	ANILHA CHAPA DIN125/ISO7089 FE ZN M12	0.03
01400302M6X030	PARAFUSO TEREFOND M6X30	0.03
01400302M6X040	PARAFUSO TEREFOND M6X40	0.03
01400302M6X050	PARAFUSO TEREFOND M6X50	0.04
01400302M6X060	PARAFUSO TEREFOND M6X60	0.07
01400302M6X070	PARAFUSO TEREFOND M6X70	0.07
01400302M6X080	PARAFUSO TEREFOND M6X80	0.07
01400302M6X090	PARAFUSO TEREFOND M6X90	0.07
01400302M6X100	PARAFUSO TEREFOND M6X100	0.10
01400302M7X030	PARAFUSO TEREFOND M7X30	SobConsulta
01400302M7X040	PARAFUSO TEREFOND M7X40	0.07
01400302M7X050	PARAFUSO TEREFOND M7X50	0.07
01400302M7X060	PARAFUSO TEREFOND M7X60	0.07
01400302M7X070	PARAFUSO TEREFOND M7X70	0.07
01400302M7X080	PARAFUSO TEREFOND M7X80	0.09
01400302M7X090	PARAFUSO TEREFOND M7X90	0.09
01400302M7X100	PARAFUSO TEREFOND M7X100	0.10
01400302M7X110	PARAFUSO TEREFOND M7X110	0.11
01400302M7X120	PARAFUSO TEREFOND M7X120	0.12

**PERFIS & ACESSORIOS****ACESSORIOS P/PERFIS**

0140090201	PORCA M6 P/PERFIL 24/15 14125	0.15
0140090202	PORCA M8 P/PERFIL 28800	0.40
0140090203	PORCA M10 P/PERFIL 38/40 28819	0.40
01400902PM6	PARAFUSO GUIA M6 P/PERFIL 27	0.55
01400902PM8	PARAFUSO GUIA M8 P/PERFIL 27	0.60

**PERFIS DE BORRACHA**

01400903020	PERFIL DE BORRACHA 20MM	1.94
-------------	-------------------------	------

**PERFIS P/FIXAR ABRACADEIRAS**

0140090101	PERFIL 2MT 27/18 14109	7.56
0140090102	PERFIL 2MT 28/30 10375	10.52
0140090110	SUORTE PERFIL BUP 27/18 ESP 1,2MM (300M)	7.78

**PONTAS MISTURADORAS****PONTAS MISTURADOREAS BUCHA QUIMICA**


0140110101	PONTA MISTURADORA BUCHA QUIMICA PECOL	1.60
------------	---------------------------------------	------

**PORCAS****PORCAS ACO**

0140060101	PORCA SEXTAVADA M5 ZB	0.02
0140060102	PORCA SEXTAVADA M6 ZB	0.03
0140060103	PORCA SEXTAVADA M8 ZB	0.04
0140060104	PORCA SEXTAVADA M10 ZB	0.05
01400601040	PORCA SEXTAVADA M12 ZB	0.05
0140060105	PORCA SEXTAVADA M16 ZB	0.19
0140060106	PORCA SEXTAVADA M18 ZB	0.25
0140060107	PORCA SEXTAVADA M20 ZB	0.40
0140060108	PORCA SEXTAVADA M24 ZB	0.97
0140060109	PORCA SEXTAVADA M27 ZB	0.76

**PORCAS INOX DIN 934**

0140060200	PORCA INOX DIN 934 D 20 - A2	1.40
0140060204	PORCA INOX DIN 934 D 24 - A2	2.34
0140060207	PORCA SEXT.DIN934 INOX M8	0.07
0140060208	PORCA INOX M16	0.47
0140060210	PORCA INOX M20	0.95
0140060211	PORCA INOX M24	1.83

**SERROTES PECOL****SERROTES PECOL**

014012010002	SERROTE AJUSTAVEL PECOL	18.00
--------------	-------------------------	-------

**SUPORTES P/FIXACAO****SUPORTES P/FIXAC.LOUÇAS CASA BANHO**

0140010101	SUPORTE P/LAVAT.PLACA PEQ.	0.70
0140010102	SUPORTE P/LAVAT.PLACA GRD	0.90
0140010103	SUPORTE P/LAVAT.EXTENSIVEL	2.40
0140010104	SUPORTE P/LAVAT.VAU	0.60

**VAROES ROSCADOS****UNIOES P/VAROES ROSCADOS**

0140040202	UNIAO P/VARAO ROSC.M8X30	0.20
------------	--------------------------	------

**VAROES INOX DIN 975**

0140040302	VARAO ROSC.ACO M8 ZI 316 INOX	3.06
01400403020	VARAO INOX DIN 975 M20 - A2	42.75
01400403024	VARAO INOX DIN 975 M24 - A2	67.56
0140040312	VARAO ROSC.ACO M12 ZI 316 INOX	6.36
0140040316	VARAO ROSC.ACO M16 ZI 316 INOX	14.21

**VAROES ROSCADOS ACO**

0140040101	VARAO ROSC.ACO M6 ZI 6.8 ZINC.	0.52
0140040102	VARAO ROSC.ACO M8 ZI 6.8 ZINC.	1.36
0140040103	VARAO ROSC.ACO M10 ZI 6.8 ZINC.	1.36
0140040104	VARAO ROSC.ACO M12 ZI 6.8 ZINC.	1.88
0140040115	VARAO ROSC.ACO M16 ZI 6.8 ZINC.	3.50

**MATERIAL HOSPITALAR / DEFICIENTES****APOIOS SANI.ACO INOX****APOIOS BANHEIRA INOX P/DEFICIENTES EFON**

0128030202324DR	APOIO BANHEIRA INOX ESQ.EFON2324DR	83.16
0128030202324ES	APOIO BANHEIRA INOX ESQ.EFON2324ES	83.16

**RALOS/SUMIDOUROS/CANAIS DUCHE- GEBO****RALOS C/GRELH.INOX H****RALOS C/GRELHAS AÇO INOX HORIZ.15X15**

0144010221419H	21419H RALO C/GRELHA INOX 150X150 HORIZ.	76.57
----------------	--	-------

**RALOS C/GRELH.INOX V****SUMID.C/GRELHA ACO INOX SAIDA VERTICAL**

0144020121414	21.414 SUMID.C/GREL.INOX 150X150 VERT.50	77.05
---------------	--	-------

**RALOS C/GRELHAS INOX****RALOS ACO INOX P/AZULEJO GEBO**

01440401146	21820146 RALO ACO INOX 146X146 P/AZUL.	173.23
-------------	--	--------

**SUMIDOUROS ACO INOX**

**SUMIDOUROS ACO INOX C/SIST.SIF.MEMBRANA**

014403012112815	21.12815 SUMID.INOX 146X146 HORIZ.(QUAD)	57.95
014403012112915	21.12915 SUMID.INOX 146X146 HORIZ.(FLOR)	53.70

**SUMIDOUROS PLASTICO****SUMIDOUROS PLASTICO ABS C/SIST.SIF.MEM**

01440501212215	21.2215 SUMID.ABS C/GREL.INOX146X146 HOR	28.30
----------------	--	-------

**SUMIDUROS EM PLASTIC****SUMIDUROS EM PLASTICO ABS AJUSTAV.**

0144060121616	21.616 SUMID.ABS C/GREL.INOX150X150 VERT	34.15
---------------	--	-------

**SIFOES/VALVULAS/ACESSORIOS-CREARPLA****ACESSORIOS DIVERSOS****ACESSORIOS DIVERSOS "CLEARPLAST"**

01430401C114	TUBO PVC CROM.32X25CM C114	2.04
01430401C1141	TUBO PVC CROM.32X50CM C114	3.39
01430401C1143	TUBO PVC CROM.40X50CM C114	3.95
01430401C142	TAMPA EXPANS.CROM.P/CAIXA SIFONADA C142	4.12
01430401C152	JUNTA VEDACAO SANITA 90/110 C152	1.46
01430401C153	JUNTA VEDACAO SANITA 90 C153	1.39
01430401C1615	ESPELHO EMBELEZADOR 1X32 C161	0.18
01430401C1616	ESPELHO EMBELEZADOR 11/4X40 C161	0.20
01430401C1617	ESPELHO EMBELEZADOR 11/2X50 C161	0.20
01430401C164	TUBO LIG.C/ESPELHO 11/4X32 C164	0.93
01430401C1641	TUBO LIG.C/ESPELHO 11/2X40 C164	0.99
01430401C164C	TUBO LIG.C/ESPELHO CROM.11/4X32 C164C	4.74
01430401C164C1	TUBO LIG.C/ESPELHO 11/2X40 C164C	5.12
01430401C168	RECORD P/ELECTROD.C/POR.LOU.11/2X40 C168	2.05
01430401C171	RECORD EXTENSIVEL 11/4X32 C171	0.78
01430401C1711	RECORD EXTENSIVEL 11/2X40 C171	0.75
01430401C173	CURVA PVC P/PORCA ROSC.11/2X40 C173	0.94
01430401C176	ARO PVC EXTEN.P/CAIXA SINFONADA 110 C176	0.70
01430401C184	ESPELHO EMBEZELADOR BR.32 C184	0.35
01430401C1841	ESPELHO EMBEZELADOR BR.40 C184	0.35
01430401C184C	ESPELHO EMBEZELADOR CROM.40 C184C	1.94
01430401C184C1	ESPELHO EMBEZELADOR CROM.32 C184C	1.94
01430401C185	PORCA BR. 32 C185	0.33
01430401C189	GRELHA EMBELEZ.INOX DUCHE 125X125 C-189	2.37
01430401C192	CURVA PVC P/PORCA LOUÇA 11/2X40 C192	1.08
01430401C1921	CURVA PVC P/PORCA LOUÇA 11/4X32 C192	1.13
01430401C192C	CURVA PVC P/PORCA LOUÇA CR.11/4X32 C192C	2.43
01430401C194	TUBO LISO C/ESPELHO PVC BR.32 C194	1.30
01430401C1941	TUBO LISO C/ESPELHO PVC BR.40 C194	1.35
01430401C1981	TUBO FLEX.C/ESP.PVC BR. 40 C198	3.70
01430401C199	KIT ESGOTO 1 SAIDA 40 C199	2.49
01430401C206E	ARO C/KIT FIXACAO C-206-E	8.84
01430401C230	GRELHA P/RALO C223 SERIE LUSO C-230	5.48
01430401C66	KIT ELECTRODOMESTICO 40 C166	1.15
01430401C68	KIT ESGOTO S40 3 SAIDAS 40 C68	10.90
01430401C69	KIT ESGOTO S50 3 SAIDAS 50 C69	10.95

**ACESSORIOS EVACUACAO****CHAPEUS DE VENTILAÇÃO PE**

01430562SDA040	CHAPEU DE VENTILAÇÃO PE DIAM.40 SDA40	6.94
01430562SDA050	CHAPEU DE VENTILAÇÃO PE DIAM.50 SDA50	7.35
01430562SDA075	CHAPEU DE VENTILAÇÃO PE DIAM.75 SDA75	9.04
01430562SDA090	CHAPEU DE VENTILAÇÃO PE DIAM.90 SDA90	10.12
01430562SDA110	CHAPEU DE VENTILAÇÃO PE DIAM.110 SDA110	12.26
01430562SDA125	CHAPEU DE VENTILAÇÃO PE DIAM.125 SDA125	12.94
01430562SDA200	CHAPEU DE VENTILAÇÃO PE DIAM.200 SDA200	18.18

**ENXERTOS EXTERIORES SEGURANÇA P/TUBO PVC**

+351 244 800 160  
+351 244 802 323



geral@canalcentro.pt  
info@canalcentro.pt



R. do Bailadouro s/nº,  
2410-211 Pousos



01430556IRCE40	ENXERTO EXTER.P/TUBO PVC 110-125 IRCE-40	1.42
01430556IRCE50	ENXERTO EXTER.P/TUBO PVC 110-125 IRCE-50	1.42

**SIFOES CREARPLAST****SIFOES DUPLOS "CLEARPLAST"**

01430102C042	SIFAO DUPLO GARRAFA C/VALV.40 C42	8.39
01430102C044	SIFAO DUPLO GARRAFA S/VALV.40 C44	6.44
01430102C051	SIFAO DUPLO CURVO C/VALV.40 C51	8.26
01430102C056	SIFAO DUPLO GARRAFA C/VALV.40 C56	10.93
01430102C058	SIFAO DUPLO CURVO C/VALV.EXT.40 C58	8.44
01430102C059	SIFAO DUPLO CURVO S/VALV.40 C59	5.62
01430102C061	SIFAO DUPLO CURVO VALV.115 40 C61	9.76
01430102C071	SIFAO DUPLO GARRAFA S/VALV.40 C71	6.60
01430102C072	SIFAO DUPLO GARRAFA C/VALV.40 C72	11.55
01430102C2831	SIFAO DUPLO GARRAFA L.LOUÇ.C/2VALV.C283	20.19

**SIFOES METAL "CREARPLAST"**

01430103C129	SIFAO GARRAFA MET.CROM.11/4 C129	27.50
01430103C291	SIFAO GARRAFA MET.CROM.11/4 C291	28.00

**SIFOES SIMPLES "CREARPLAST"**

01430101C001	SIFAO GARRAFA 32 C1	3.42
01430101C0011	SIFAO GARRAFA 40 C1	3.66
01430101C0021	SIFAO GARRAFA P/VALV.AUT.40 C2	2.66
01430101C002C	SIFAO GARRAFA CROM0 11/4X32 C2-C	7.63
01430101C003	SIFAO GARRAFA 32 C3	1.85
01430101C0031	SIFAO GARRAFA 40 C3	1.89
01430101C004	SIFAO GARRAFA 32 C4	4.77
01430101C0041	SIFAO GARRAFA 40 C4	5.04
01430101C005	SIFAO GARRAFA C/VDA 40 C5	3.05
01430101C006C	SIFAO GARRAFA ORINOL CROMO 40 C-38-C	18.77
01430101C007	SIFAO SIMPLES GARRAFA L.LOUÇA C7	5.73
01430101C0091	SIFAO CURVO P/VDA 40 C9	2.51
01430101C011	SIFAO CURVO 32 C11	4.23
01430101C0111	SIFAO CURVO 40 C11	4.26
01430101C015	SIFAO Y 32 C15	3.88
01430101C0151	SIFAO Y 40 C15	4.19
01430101C023	SIFAO GARRAFA CURTO 32 C23	2.64
01430101C0231	SIFAO GARRAFA CURTO 40X11/2 C23	2.32
01430101C024	SIFAO GARRAFA CURTO 32 C24	4.86
01430101C0241	SIFAO GARRAFA CURTO 40 C24	4.51
01430101C024C	SIFAO GARRAFA CROMO 11/4X32 C-24-C	15.02
01430101C028	SIFAO GARRAFA CURTO 40 C28	3.22
01430101C029	SIFAO GARRAFA P/VALV.AUT.32X11/4 C29	2.82
01430101C029C	SIFAO GAR.P/VALV.AUT.CROM.32X11/4 C29-C	7.32
01430101C030	SIFAO GARRAFA CURTO 11/2 40 C30	2.81
01430101C031	SIFAO GARRAFA CURTO C/TUBO PVC BR.32 C31	3.55
01430101C0321	SIFAO GARRAFA 40 C32	5.82
01430101C033	SIFAO Y P/VALVULA AUTOM.11/2X40 C33	2.49
01430101C034	SIFAO MAQ.LAVAR 40 C34	5.33
01430101C038	SIFAO GARRAFA P/URINOL 40X11/2 C38	12.60
01430101C2811	SIFAO SIMPLES GARRAFA L.LOUÇ.C/DESC.C281	8.96

**SUMIDOUROS PAVIMENTO****SUMIDOUROS PAVI.SERIE MISTA "CLEARPLAST"**

01430302C202E090	SUMIDOURO P/TELA IMPERM.C202E 250X250 90	29.07
01430302C202E110	SUMIDOURO P/TELA IMPER.C202E 250X250 110	29.07

**SUMIDOUROS PAVIMENTO "CLEARPLAST"**

01430301100C223	SUMID.PAV.GRELHA INOX 125X125 C223	9.33
01430301100C223L	SUMID.PAV.GRELHA INOX 100X100 C223L	12.76
01430301125C223M	SUMID.PAV.GRELHA INOX 125X125 C223-M	46.45
01430301C200	SUMID.PAV.P/TELAS S/HORIZ.100X100 C200	6.64
01430301C2011	SUMID.PAV.SAIDA VERT.50 (150X150) C201	7.09



01430301C2012	SUMID.PAV.SAIDA VERT.75 (150X150) C201	8.19
01430301C2013	SUMID.PAV.SAIDA VERT.75 (200X200) C201	13.92
01430301C20131	SUMID.PAV.SAIDA VERT.90 (200X200) C201	13.92
01430301C2014	SUMID.PAV.SAIDA VERT.90 (250X250) C201	16.84
01430301C2015	SUMID.PAV.SAIDA VERT.110(250X250) C201	17.71
01430301C201M	SUMID.PAV.S/VERT.75 200X200 C201M	78.33
01430301C2021	SUMID.PAV.P/TELA S/VERT.70 150X150 C202	14.38
01430301C2022	SUMID.PAV.P/TELA S/VERT.90 200X200 C202	23.29
01430301C2023	SUMID.PAV.P/TELA S/VERT.110 200X200 C202	24.74
01430301C2024	SUMID.PAV.P/TELA S/VERT.90 250X250 C202	25.97
01430301C2025	SUMID.PAV.P/TELA S/VERT.110 250X250 C202	26.08
01430301C2026	SUMID.PAV.P/TELA S/VERT.90 200X200 C202M	83.34
01430301C202E2	SUMID.PAV.P/TELA VERT.110 250X250 C202E	33.58
01430301C202M	SUMID.PAV.P/TELA S/VERT.75 150X150 C202M	57.60
01430301C202M3	SUMID.PAV.P/TELA S/VERT.90 250X250 C202M	119.92
01430301C2031	SUMID.PAV.P/TELA S/HORIZ.75 150X150 C203	14.94
01430301C2032	SUMID.PAV.P/TELA S/HORIZ.90 200X200 C203	24.64
01430301C2032M	SUMID.PAV.P/TELA S/HORIZ.90 200X200 C203M	107.23
01430301C2033	SUMID.PAV.P/TELA S/HORI.110 200X200 C203	21.35
01430301C2033M	SUMID.PAV.P/TELA S/HORI.110 250X250 C203M	109.48
01430301C2034	SUMID.PAV.P/TELA S/HORI.110 250X250 C203	29.65
01430301C204	SUMID.PAV.P/TELAS VERT.200X200 75 C204	12.72
01430301C2050	SUMID.PAV.P/TELA S/VERT.90 200X200 C205	20.47
01430301C2051	SUMID.PAV.P/TELA S/VERT.90 250X250 C205	23.19
01430301C2052	SUMID.PAV.P/TELA S/VERT.110 250X250 C205	23.19
01430301C206200090	SUMID.PAV.P/TELA S/HORIZ.90 200X200 C206	22.50
01430301C206250110	SUMID.PAV.P/TELA S/HORIZ.110 250X250 C206	25.77
01430301C206E	KIT VEDACAO P/RALO C206-E	9.28
01430301C216	SUMID.PAV.GRELHA INOX 125X125 C216	6.63
01430301C216L	SUMID.PAV.GRELHA INOX 100X100 C216-L	9.58
01430301C217	SUMID.PAV.SAIDA HORIZ.110 250X250 C217	16.10
01430301C218	SUMID.PAV.SAIDA HORIZ./VERT.50X40 C218	5.90
01430301C219	SUMID.PAV.SAIDA HORIZ. 50X40 C219	5.37
01430301C220	SUMID.PAV.GRELHA INOX 100X100 C220-L	9.32
01430301C220125	SUMID.PAV.GRELHA INOX 125X125 C220	6.35
01430301C221	SUMID.PAV.GRELHA PVC 100X100 C221	7.25
01430301C222200	GRELHA ALTA PVC P/RALO 200X200 C-222	3.49
01430301C222250	GRELHA ALTA PVC P/RALO 250X250 C-222	6.64
01430301C224	SUMID.PAV.GRELHA PVC 100X100 C224	8.04
01430301C225	SUMID.PAV.C/TE. S/HORIZ.0.50X0.50 C225-L	16.85
01430301C226	SUMID.PAV.C/TELA S/VERT.0.50X0.50 C226-L	16.85
01430301C22710050	SUMID.S/GRELHA 100X100 50 C-227	3.79
01430301C22715075	SUMID.S/GRELHA 150X150 75 C-227	5.41
01430301C22720090	SUMID.S/GRELHA 200X200 90 C-227	7.33
01430301C22720110	SUMID.S/GRELHA 200X200 110 C-227	7.33
01430301C22810050	SUMID.S/GRELHA HORIZ.100X100 50 C-228	3.89
01430301C229100	GRELHA P/RALO C-229 100X100	3.69
01430301C229200	GRELHA P/RALO C-229 200X200	4.37
01430301C235	SUMIDOURO 250X250 C-235	14.41

**VALVULAS CLEARPLAST****VALVULAS "CLEARPLAST"**

01430201C076	VALV.P/LAVATORIO 32 C76	2.94
01430201C0761	VALV.P/LAVATORIO 40 C76	2.97
01430201C082	VALV.P/LAVA-LOUCA 40 C82	4.73
01430201C086	VALV.SIFONADA BASE CHUVEIRO 40 C86	2.75
01430201C087	VALV.DIRT BASE CHUVEIRO 40 C87	2.54
01430201C092	VALV.P/LAVA-LOUCA 40 C92	7.34
01430201C093	VALV.P/LAVA-LOUCA 40 C93	6.68
01430201C096	VALV.SIFONADA BASE CHUV.ROCA 40 C96	4.28



01430201C097	VALV.DIRT BASE CHUVEIRO 40 C97	3.51
01430201C103	VALV.BANHEIRA FLEXIVEL 40 C103	6.73
01430201C104	VALV.BANHEIRA FLEXIVEL 40 C104	6.60
01430201C105	VALV.BANHEIRA FLEXIVEL 40 C105	5.99
01430201C106	VALV.BANHEIRA FLEXIVEL 40 C106	5.79
01430201C131	VALV.BASE CHUVEIRO ABS 85MM C131	16.28

**VALVULAS ADMISSAO AR CREAMPLAST**

01430202040	VALVULA DE ADMISSAO DE AR 40 C-270	24.23
01430202050	VALVULA DE ADMISSAO DE AR 50 C-270	45.33
01430202075	VALVULA DE ADMISSAO DE AR 75 C-270	50.57
01430202090	VALVULA DE ADMISSAO DE AR 90 C-270	56.78
01430202110	VALVULA DE ADMISSAO DE AR 110 C-270	62.94

**SILICONE/COLA/STOPOX/LINHO/TEFLON/S****COLAS P/PVC****BUCHAS QUIMICAS**

0139020601	BISNAGA BUCHA QUIMICA TQ500 PATTEX 280ML	8.55
0139020602	CAMISAS P/BUCHA QUIM.TQ500 PATTEX (KIT)	7.33
0139020603	CANULA MIST.P/BUCHA QUIM.TQ500 PATTEX	1.55
0139020610	PATTEX ANTI-FUNGOS 500ML	5.22

**CAMISAS NYLON P/BUCHAS QUIMICAS**

01390207016085	CAMISA NYLON P/BUCHA QUIMICA M16X85	0.26
01390207020085	CAMISA NYLON P/BUCHA QUIMICA M20X85	0.32
013902071250	CAMISA NYLON P/BUCHA QUIMICA M12X50	0.34
013902071260	CAMISA NYLON P/BUCHA QUIMICA M12X60	0.34
013902071585	CAMISA NYLON P/BUCHA QUIMICA M15X85	0.35

**COLAS - PVC-U FLUID.**

013902090250	COLA PVC-U 250 CC C/PINCEL 02430	6.54
013902090500	COLA PVC-U 500 CC C/PINCEL 09042	11.42

**COLAS P/PVC "HENKEL" TANGIT**

0139020101	COLA TANGIT 125GR	6.15
0139020102	COLA TANGIT 250GR	9.60
0139020103	COLA TANGIT 500GR	14.56
0139020104	COLA TANGIT 1KG	28.16
0139020105	PRODUTO LIMPEZA TANGIT 1LT	14.46
01390201051	PRODUTO LIMPEZA TANGIT 0,5LT	7.94
0139020106	EMBALAGEM C/100 TOALHITAS LIMPEZA TANGIT	17.50
0139020107	VEDANTE ROSCA TANGIT METALOCK 50ML	20.45
0139020108	VEDANTE ROSCA TANGIT PLASTICLOCK 100MM	14.61

**COLAS P/PVC TECTANE**

01390211050	VEDANTE P/ROSCA ALTA TEMPERAT.TECTANE	23.34
01390211395600	3956 00 LIQUIDO PTFE -50°/150° 50ML	11.89
01390211PH7TP	ISOLFIX PH7 TRANSPARENTE 290 ML	13.98

**COLAS-VEDA SILIVEDA**

0139020201	TUBO COLA-VEDA PECFIX	4.84
0139020202	COLA POWER TACK BRANCO PECFIX	9.00
0139020225506	ULTRAFIX REPARAÇÕES PRETA 25MMX1.5	4.50
0139020225507	ULTRAFIX REPARAÇÕES TRANSP. 25MMX1.5	4.50

**COLAS-VEDA T-REX POWER / CRISTAL**

0139020300001	COLA MONTAGEM T-REX BRANCO 290ML	6.31
0139020300002	COLA MONTAGEM T-REX TRANSPARENTE 290ML	7.35
0139020300003	COLA MONT.T-REX PROFISSION.AMARELO 290ML	5.48
013902030006	COLA VEDA BLISTER T-REX CRISTAL 125ML	8.52
013902030007	COLA VEDA BLISTER T-REX TURBO BR.125ML	8.52
01390203001	COLA VEDA T-REX POWER BRANCO 290ML	12.45
01390203002	COLA VEDA T-REX POWER CINZENTO 290ML	12.45
01390203003	COLA VEDA T-REX POWER PRETO 290ML	12.45
01390203004	COLA VEDA T-REX POWER BEGE 290ML	10.00
01390203005	COLA VEDA T-REX POWER TERRACOTA 290ML	12.45





01390203006	COLA VEDA T-REX POWER CRISTAL 290ML	13.75
013902030060	COLA VEDA T-REX TURBO BRANCO 290ML	13.75
013902030061	COLA VEDA T-REX BRANCO X-TREME	14.94
01390203007	SPRAY LIMPEZA T-REX	6.91
01390203008	TOALHETES LIMPEZA T-REX CLIN	12.69
01390203009	ESPUMA T-CONFORT 600ML	6.90
013902030090	SAUDAGAME HIDRO T.COTA T-REX 10 KG	119.18
013902030091	SAUDAGAME HIDRO BRANCO T-REX 10 KG	131.10
0139020302	COLA-VEDA NOVATECH TRANS 7 CLEAR	14.36
0139020310	DAKORUP CLASSIC BRANCO 4L	36.73
0139020311	DAKORUP CLASSIC TERRACOTA 4L	38.10
0139020312	DAKORUP EXTRA CINZA 4L	47.45
0139020313	AQUASTOP COLA & VEDA PRETO 310ML	10.84
0139020314	ROOF 7 BORRACHA COM FIBRA VIDRO 1KG	10.25
0139020315	IMPERMEABILIZ.ORA TRANSP.ANTI-CHUVA 5LT	116.35

**COLAS-VEDAS "HENKEL"**

0139020501	COLA-VEDA SP101 BR.300ML	8.78
0139020502	COLA-VEDA SP101 CINZA 300ML	8.78
0139020503	COLA-VEDA SP101 TRANSP.300ML	8.78
0139020504	COLA-VEDA INSTANT.SP101 BR.300ML	12.47

**MASSAS TAPA BURACOS PAREDE T-REX FILLER**

013902040250	MASSA TAPA BURACOS T-REX FILLER 250ML	5.25
013902040900	MASSA TAPA BURACOS T-REX FILLER 900ML	18.05

**PRODUTOS DE LIMPEZA PVC-E FLUID.**

013902100500	PRODUTO LIMPEZA 500CC 02432	7.61
--------------	-----------------------------	------

**DESOXIDANTES****DESOXIDANTE P/COBRE DE GAS**

01390902001	DESOXIDANTE FLUX 28 100G	6.80
-------------	--------------------------	------

**DESOXIDANTES P/COBRE SANITARIO E GAS**

0139090101	DESOXID.P/SOLDA COBRE EASY FLO PO 100G	7.00
0139090102	DESOXID.P/SOLDA COBRE EASY FLO PO 200G	7.12
01390901025	DESOXID.P/SOLDA COBRE EASY FLO PO 250G	9.60
0139090103	DESOXID.P/SOLDA COBRE EASY-FLOW 1KG	24.55
0139090104	DESOXID.FLUSEMP 28 P/SOLDA ESTANHO	9.45

**FIO P/ROSCAS LOCTITE****FIO P/ROSCAS "HENKEL"**

0139070200	EMBALAGEM FIO P/ROSCAS UNILOCK 80	9.30
0139070201	EMBALAGEM FIO P/ROSCAS UNILOCK 160	13.22
01390702020	EMBALAGEM FIO P/ROSCAS UNILOCK 20	1.95

**LINHOS****LINHOS**

0139040102	ESTRIGA LINHO 100G	1.96
0139040103	ESTRIGA LINHO 200G	2.49

**LUBRIFICANTE P/TUBO****LUBRIFICANTE P/TUBO PVC**

0139060102	LUBRIFICANTE P/TUBO PVC 1KG	8.32
0139060103	LUBRIFICANTE P/TUBO PVC 2.5KG	16.21
0139060104	MULTI-LUBRIFICANTE 6 EM 1 200 ML	3.05

**MASSAS STOPOX****MASSAS STOPOX**

0139030101	MASSA VEDOX 250GR	4.50
0139030103	MASSA VEDOX 500GR	6.95
0139030105	MASSA VEDOX BALDE 6KG	63.82

**PRODUTOS DE SOLDA****ACESSORIOS DE SOLDA P/CHUMBO**

01394002BM020	BOCAL P/CHUMBO MACHO 1/2	1.57
01394002BM025	BOCAL P/CHUMBO MACHO 3/4	2.18



**SOLDA PARA CHUMBO**

01394001C01	SOLDA P/CHUMBO C/1 NUCLEO	3.54
-------------	---------------------------	------

**PRODUTOS LIMP.P/SOLD****PRODUTOS DE LIMPEZA P/SOLDADURA GAS**

0139100101	PROD.LIMPEZA P/SOLDA BREASING CLEANING	12.47
0139100102	RECARGA BREASING CLEANING	10.97
0139100103	MASSA LAVA MAOS PECFIX	3.40
0139100104	MASSA LAVA MAOS CLASSIC PECOL 5LT	18.35
0139100105	GEL DESINFETANTE MAOS 70%	4.70
0139100106	GEL DESINFETANTE MAOS 70% 5 L	79.35
01391001061	GEL DESINFETANTE MAOS 80% 60ML	1.30
0139100107	DESINFETANTE INDUST. 7% CLORO ATIVO 5LT	8.40
0139100108	DESINFETANTE INDUST.MULTI PRO 5LT	8.78
0139100112	PROTECTOR VIRUCIDE MULTISUPERFICIE 24H 180ML P386	6.07

**RESINAS QUIMICAS****RESINAS QUIMICAS PECFIX**

013911010150	RESINA QUIMICA PECFIX 150ML	9.27
013911010300	RESINA QUIMICA PECFIX 280 ML	9.28

**SILICONES****COLA-VEDA**

01390104001	SELANTE REFRACTARIO - PECOL	6.75
-------------	-----------------------------	------

**COLA-VEDA "HENKEL"**

01390107RS8805	CIMENTO RAPIDO THOMSIT RS 88 5KG	14.94
----------------	----------------------------------	-------

**ESPUMAS POLIURETANO "RESY FOAM"**

0139010202	ESPUMA POLIURETANO PECOL	6.96
0139010203	ESPUMA POLIURETANO SISTA 750ML	6.09
0139010204	SPRAY LIMPEZA ESPUMA POL.P110	8.74
01390102040	SPRAY LIMPEZA AR CONDICIONADO PECOL P350	7.84
01390102041	SPRAY MULTIUSOS 200ML PECOL 002403100200	3.08
01390102042	SPRAY MULTIU.CLASSIC 200ML PEC.935000200	3.08
0139010205	ESPUMA PISTOLAVEL PECOL	6.96
01390102060	SPRAY TINTA P400 BRANCO BRILHANT.RAL9010	3.00
01390102062	SPRAY TINTA P400 VERDE MARCAÇAO.RAL6002	3.90
0139010207	VEDANTE COLA MSP 60 BRANCO - PECOL	7.90
0139010208	VEDANTE COLA MSP 60 TRANSP - PECOL	9.35

**PISTOLAS P/SILICONE**

013901031440	PISTOLA NORMAL P/SILICONE P-1440	3.50
013901031441	PISTOLA P/SILICONE SPECIAL PECOL	16.64
013901032500	PISTOLA P/ESPUMA C/ADAPT.TEFLONADA B3	53.54

**PRODUTOS DE IMPERMEABILIZACAO HENKEL**

0139010001	RUBSON PRIMARIO FF 2000 1LT	13.85
0139010002	RUBSON PRIMARIO FF 2000 5LT	63.14
0139010003	RUBSON PRIMARIO FF 2000 20LT	237.81
0139010010	RUBSON ANTI MUSGO AM 2900	15.25
0139010020	RUBSON AQUABLOCK SPRAY 500ML	6.64

**SILICONES DIVERSOS**

0139010101	SILICONE SISTA SANIT.SL502 TRANSP.300ML	3.71
01390101020	SILICONE SISTA SANITAR.SL502 BR.300ML	3.71
01390101021	SILICON5 PATEX BRANCO	2.45
01390101022	SILICON5 PATEX TRANSPARENTE	2.45
0139010105	SILICONE ALTA TEMP.VERM.300ML	10.31
0139010106	SILICONE ALTA TEMP.PRETO 300ML	10.31
0139010109	SILICONE REFRACTARIO PRETO 300ML	6.30
0139010110	SILICONE LIQUIDA RUBSON CINZ. - 1KG	17.67
01390101100	SILICONE LIQUIDA RUBSON PRETA - 1KG	17.67
01390101101	SILICONE LIQUIDA RUBSON COR TELHA - 1KG	17.67
01390101102	SILICONE LIQUIDA RUBSON BRANCA - 1KG	17.67
0139010111	SILICONE LIQUIDA RUBSON COR CINZA - 5L	81.24



0139010112	SILICONE LIQUIDA RUBSON COR TELHA - 5L	81.24
0139010113	SILICONE LIQUIDA RUBSON COR PRETA - 5L	81.24
0139010114	SILICONE LIQUIDA RUBSON COR BRANCA - 5L	81.24
01390101141	SILICONE LIQUIDA RUBSON COR CINZA - 25KG	365.75
01390101142	SILICONE LIQUIDA RUBSON COR TELHA - 25KG	365.75
0139010115	SILICONE NEUTRO SPECIAL BRANCO PECFIX	3.78
01390101151	SILICONE ACRILICO SPECIAL BRANCO PECFIX	3.74
0139010116	SILICONE NEUTRO SPECIAL TRANSPAR.PECFIX	3.78
0139010117	SILICONE NEUTRO SPECIAL VERDE PECFIX	3.08
0139010118	SILICONE ACETATO PREMIUM CINZA RAL7037	2.98
0139010120	REMOVEDOR DE SILICONE	15.60
0139010121	SILICONE ALTA TEMPERATURA PRETO - PEC	5.78
0139010122	SELANTE REFRACTARIO CINZA - PEC	5.74
0139010123	SILICONE P/SANCA+ RODAPE UTRAFIX BR PEC	3.44
0139010130	SILICONE P/SANITARIO DEN BRAVEN BR 280ML	3.90
0139010131	SILICONE P/SANIT.DEN BRAVEN TRANSP.280ML	3.90
0139010132	COLA EXTRA FORTE MAMUT DEN BRAVEN 290ML	10.83

**SOLDAS/DESOXID./LIMP****SOLDAS P/COBRE GAS**

0139080202	VARETA SOLDA PRATA DE 2MM	8.24
0139080203	ANILHA SOLDA 22 DE PRATA	0.65
0139080204	ANILHA SOLDA 28 DE PRATA	0.80

**SOLDAS P/COBRE SANITARIO**

0139080100	EMBALAGEM 5KG SOLDA FOSFO 6 DE 2MM	125.90
0139080102	VARETA SOLDA NORMAL FOSFO 6 DE 2MM	0.42
0139080103	ROLO SOLDA ESTASOP 70 250GR	26.76

**SOLDAS QUIMICAS P/ACESSORIOS BICONE**

01390803010	SOLDADUR-SOLDA QUIMICA 10ML	9.95
01390803050	SOLDADUR-SOLDA QUIMICA 50ML	SobConsulta
01390803250	SOLDADUR-SOLDA QUIMICA 250ML	40.00

**SPRAY P/MARCACAO****SPRAY E DIVERSOS PECFIX**

0139120301	SPRAY ALTA TEMPERATURA PRETO	8.80
0139120302	SPRAY ALTA TEMPERATURA ANTRACITE	8.68
0139120305	MULTI SPRAY PECFIX 400ML	5.62
0139120307	SPRAY TINTA ACRILICA CROMADO PECFIX	7.76
0139120308	SPRAY ZINCO BRILHANTE PECFIX	5.50
0139120309	SPRAY ZINCO MATE PECFIX	5.50
0139120310	SPRAY LUBRIFICANTE TEFLON P140	7.00
0139120312	SPRAY CONTACTOS ELECTRICOS P147	10.80
0139120315	PELICULA INVISIVEL 500ML	10.10
0139120320	FITA ULTRAFIX TAPE 25MMX3M PRETA	7.92
0139120325	DESENGORDURANTE INDUSTRIAL PECFIX	4.06
0139120330	REPELENTE DE AGUA PARA-BRISAS PECFIX	9.90
0139120335	IMPERMEAB.LIQ.1KG POWERCOAT CINZA PECFIX	17.80
0139120336	IMPERMEAB.LIQ.1KG POWERCOAT TERRA PECFIX	17.80
0139120337	IMPERMEAB.LIQ.1KG POWERCOAT BRANCO PECF.	17.80
0139120338	IMPERMEAB.LIQ.1KG POWERCOAT BRANCO PECF.	17.80

**SPRAY P/MARCACAO FLUORESCENTES PECFIX**

0139120101	SPRAY MARCACAO VERM.FLUORESCENTE	11.35
0139120102	SPRAY MARCACAO AZUL FLUORESCENTE	11.35

**SPRAY TINTA P400 PECFIX**

0139120201	SPRAY TINTA P400 VERM.FOGO RAL3000	3.88
0139120202	SPRAY TINTA P400 PRETO BRIL.FOGO RAL3000	3.52
0139120203	SPRAY TINTA PRETO MATE RAL9005 400ML	3.88

**TEFLONS****TEFLONS**

0139050101	ROLO FITA TEFLON 12MX12MM 5301	0.40
------------	--------------------------------	------



0139050103	ROLO FITA TEFLON 50MX19MM COD.700-13	3.11
0139050104	ROLO FITA TEFLON 10MX19MM PEC	0.95

**SISTEMAS AGUAS ACO****CANAIS E GRELHAS HYG****CANAL ACO BOX CONJ.S/HORIZ.FUNDO S/CLIPA**

0130122101CHF00398	CANAL ACO BOX INOX 304 S/H DN75 200X2030	901.78
--------------------	--	--------

**CANAL ACO BOX CONJ.S/VERT.FUNDO S/CLIPAG**

01301220CHF00355	CANAL ACO BOX INOX S/V DN110 200X500	460.49
01301220CHF00371	CANAL ACO BOX INOX S/V DN110 200X1000	620.18
01301220CHF00395	CANAL ACO BOX INOX S/V DN110 200X2000	977.84

**CNL DUCHE INOX ACO****CANAIS + GRELHA SHOWERDRAIN B**

0130071990108068	90108068 CNL SHOWERD.B L885 H64 C/GR.WAV	195.70
------------------	--	--------

**CANAIS + GRELHA SHOWERDRAIN C**

0130072000406276	00406276 CNL SHOWERD.C L685 H65 C/GR.QUA	222.73
0130072000406278	00406278 CNL SHOWERD.C L885 H65 C/GR.QUA	244.36
0130072000406279	00406279 CNL SHOWERD.C L985 H65 C/GR.QUA	259.51
0130072000406955	00406955 CNL SHOWERD.C L685 H65 C/GR.WAV	222.73
0130072000406958	00406958 CNL SHOWERD.C L985 H65 C/GR.WAV	259.51
0130072000406960	00406960 CNL SHOWERD.C L1188 H65 C/GR.WAV	280.05
0130072000408673	00408673 CNL SHOWERD.C L685 H65 C/REBAIXO	222.73
0130072002726268	022726268 CNL SHOWERD.70/131X3000 2S QUAD	SobConsulta

**CANAIS + GRELHAS SHOWERDRAIN F**

0130072200407842	00407842 CNL SHOWERD.F L685 H8 C/GR.WAVE	133.74
------------------	--	--------

**CANAIS + GRELHAS SHOWERDRAIN S**

0130072490107522	CANAL ACO SHOWERDRAIN S INOX L900 DN50	289.62
0130072490107525	CANAL ACO SHOWERDRAIN S INOX L1500 DN50	405.02
0130072490107552	GRELHA RANHURADA P/CNL SHOWERL.-S L900	149.90
0130072490107555	GRELHA RANHURADA P/CNL SHOWERL S L1500	245.46

**CANAIS +GRELHA SHOWERDRAIN C S/ABAS**

0130072100406471	00406471 CNL SHOWERD.C L885 H65 C/GR.QUA	211.92
------------------	--	--------

**CANAIS DE DUCHE POR MEDIDA C/GRELHA**

0130071001MED	CANAL DUCHE ACO CLASSIC POR MEDIDA	SobConsulta
---------------	------------------------------------	-------------

**CANAIS DUCHE NEW DELTA**

0130070100416205	00416205 CNL NEW DELTA ABS L889 GRELH.Q	115.06
0130070100416207	00416207 CNL NEW DELTA ABS L889 GRELH.Q	127.73

**CNL INOX MOD.125 ACO****CANAIS DRENAGEM MODULAR 125 AISI 304**

01300807M0105119	M0105119 CANAL MOD.125 "V" L500 H50	153.69
01300807M0105120	M0105120 CNL MOD.125 "V" L500 H65	161.96
01300807M0105127	M0105127 CNL MOD.125 "V" L1000 H50	192.53
01300807M0105128	M0105128 CNL MOD.125 V LARG153 L1000 H65	205.09
01300807M0105136	M0105136 CNL MOD.125 V LARG153 L2000 H65	290.69
01300807M0105151	M0105151 CANAL MOD.125 "V" L500 H50-65	181.00
01300807M0105155	M0105155 CANAL MOD.125 "V" L1000 H50-65	233.28
01300807M0105161	M0105161 CNL MOD.125 "V" L2000 H50-65	SobConsulta
01300807M0105162	M0105162 CANAL MOD.125 "V" L2000 H65-80	SobConsulta
01300807M0105163	M0105163 CANAL MOD.125 "V" L2000 H80-95	SobConsulta
01300807M0105168	M0105168 CANAL MOD.125 "V" L3000 H50-65	412.41
01300807M0105169	M0105169 CANAL MOD.125 "V" L3000 H65-80	444.30
01300807M0105176	M0105176 CANAL MOD.125 "V" L500 H65	220.32
01300807M0105177	M0105177 CANAL MOD.125 "V" L500 H80	229.06
01300807M0105183	M0105183 CNL MOD.125 "V" L1000 D110 H50	253.24
01300807M0105184	M0105184 CNL MOD.125 "V" L1000 D110 H65	267.11
01300807M0105186	M0105186 CNL MOD.125 "V" L1000 D110 H95	295.26
01300807M0105191	M0105191 CANAL MOD.125 "V" L500 D110 H50	200.17
01300807M0105192	M0105192 CANAL MOD.125 "V" L500 H65	209.79



01300807M0105199	M0105199 CANAL MOD.125 L1000 D110 H50	241.67
01300807M0105200	M0105200 CNL MOD.125 "V" L1000 D.110 H65	268.02
01300807M0105201	M0105201 CANAL MOD.125 "V" L1000 H80	280.95

**CANAIS DRENAGEM MODULAR 125 AISI 316**

01300808M0407211	M0407211 CNL MOD.125 AISI316 L500 H50	166.65
01300808M0407212	M0407212 CNL MOD.125 AISI316 L500 H65	177.34
01300808M0407218	M0407218 CNL MOD.125 AISI316 L1000 H50	236.73
01300808M0407237	M0407237 CNL MOD.125 AISI316 L1000 50-65	263.81
01300808M0407241	M0407241 CNL MOD.125 AISI316 L2000 H50-65	382.28
01300808M0407257	M0407257 CNL MOD.125 AISI316 L1000 H50	285.12
01300808M0407258	M0407258 CNL MOD.125 AISI316 L1000 H65	302.73
01300808M0407270	M0407270 CNL MOD.125 AISI316 L1000 H65 S	303.61

**GRELHAS ENTRAMADAS ANTIDERRAP.INOX 304**

0130081000021610	21610 GRELHA ENTRAM.ANTIDER.25X25 A15	128.06
0130081000021710	21710 GRELHA ENTRAM.ANTIDER.25X25 A15	75.16

**GRELHAS ENTRAMADAS ANTIDERRAP.INOX 316**

0130081100021615	21615 GRELHA ENTRA.A/D AISI316.25X25 A15	151.12
0130081100021715	21715 GRELHA ENTRA.A/D AISI316.25X25 A15	88.67

**GRELHAS PERFURADAS INOX AISI304**

0130081400021660	21660 GRELHA INOX 304 PERFUR.123MM L15	144.08
0130081400021760	21760 GRELHA INOX 304 PERF.123MM L15 50	76.16
0130081400021860	21860 GRELHA INOX 304 PERFUR.C/1MT M125	188.04
0130081400021960	21960 GRELHA INOX 304 PERFUR.C/50CM M125	106.02

**SIFAO P/CANAL MODULAR 125**

01300825403633	SIFAO INOX C/CESTO P/CN MOD.125 SAID.110	93.95
01300825405065	SIFAO INOX C/CESTO P/CN MOD.125 SAID.110	90.70
01300825405311	CORPO RALO INOX HORIZ.P/CN MODULAR 125	88.64

**TAMPAO P/CANAL MODULAR 125**

01300826M0105100	M0105100 TAMPAO INOX 304 MODULAR 125 H50	24.49
01300826M0105101	M0105101 TAMPAO INOX 304 MODULAR 125 H65	27.99
01300826M0105102	M0105102 TAMPAO INOX 304 MODULAR 125 H80	28.95
01300826M0105103	M0105103 TAMPAO INOX 304 MODULAR 125 H95	30.76
01300826M0409114	M0409114 TAMPAO INOX 304 MODULAR 125 H65	42.50

**TAMPAO P/CANAL MODULAR 125 AISI316**

01300827M0407196	M0407196 TAMPAO AISI 316 MODULAR 125 H50	26.77
01300827M0407197	M0407197 TAMPAO AISI 316 MODULAR 125 H65	29.69

**CNL INOX MOD.200 ACO****CANAIS DE DRENAGEM MODULAR 200**

01300909401859	CANAL ACO INOX 304 MODULAR 200 H=60 1MT	243.02
01300909401871	M0401871 CNL MOD.200 AISI304 H60-70 1MT	250.25
01300909401875	CANAL ACO INOX 304 MOD.200 H=60 2MT	380.45
01300909401887	CANAL ACO INOX 304 MOD.200 H=60-70 2MT	406.89
01300909401921	CANAL ACO INOX 304 MOD.200 H=60 MM CANTO	260.14
01300909402482	CANAL MODULAR 200 AISI 304 H=60-80 L3000	618.10
01300909402484	CANAL MODULAR200 AISI 304 H=80-100 L3000	633.85
01300909409047	CANAL ACO INOX 304 MODULAR 200 H=70 50CM	162.95
01300909409072	CANAL ACO INOX 304 MODULAR 200 H=60 50CM	166.17
01300909414275	CANAL INOX 304 MOD.200 H=60 50CM S.FINAL	210.38
01300909414276	CANAL INOX 304 MOD.200 H=70 50CM S.FINAL	216.74
01300909414283	CANAL INOX 316 MOD.200 H=60 50CM S.FINAL	243.02
01300909414291	CANAL ACO INOX 304 MOD.200 H=60 1MT S/H	274.07
01300909414292	CANAL ACO INOX 304 MODULAR 200 H=70 1MT	283.61
01300909414295	CANAL ACO INOX 304 MODULAR 200 H=100 1MT	314.46
01300909414323	CANAL ACO INOX 304 MODULAR 200 H=60 1MT	274.07

**GRELHA INOX ENTRAMADA ANTIDESLIZANTE**

0130091000092200	GRELHA ACO INOX 304 ENTRA.ANTID.500X198	107.83
0130091000092201	GRELHA ACO INOX 304 ENTRA.ANTID.1000X198	185.22
0130091000402688	GRELHA ACO INOX 304 PERFURADA 1000X198	186.53



01300910414140	GRELHA INOX 304 ENTRAMADA ANTIDERR.20X30	103.62
0130091092200	GRELHA INOX 304 ENTRAMADA ANTIDERR.50X20	107.83
0130091092201	GRELHA INOX 304 ENTRAMAD.ANTIDERR.100X20	185.22
<b>TAMPAO FINAL P/MODULAR 200</b>		
01300924402028	TAMPAO ACO INOX MODULAR 200 H=60 AISI304	25.42
01300924402030	TAMPAO ACO INOX MODULAR 200 H=70 AISI304	26.02
01300924402516	TAMPAO ACO INOX MODULAR200 H=100 AISI304	31.75
<b>RALOS PAVIMENTOS C/B</b>		
<b>RALOS DE PAVIMENTO C/BOMBAGEM ACO</b>		
01301901620387	00620387 RALO PAVIMENTO COM BOMBAGEM ACO	1080.4
<b>SEPARAD.GORDURA BIOL</b>		
<b>SEPARADORES BIOLOG.GORD.ENTERRADA</b>		
01302201C0402618	SEPARADOR GORDURA BIOLOGICO PP BGP150 CO	1482.5
<b>SEPARAD.GORDURAS SUP</b>		
<b>SEPARADORES GORGURAS LIPUJET P-OB</b>		
01302101NS04	35543400 SEPAR.GORDURA LIPUJET P-OB NS4	3348.5
<b>SUMID.INOX ACO EASYF</b>		
<b>ACESSORIOS P/EASYFLOW</b>		
0130011001730913	01730913 FLANGE ADERENCIA TELA ACO	15.34
0130011020400002	20400002 ANEL IMPERMEABIL. ACO EASYFLOW	55.62
<b>CORPO DE SUMIDOUROS EASYFLOW</b>		
0130010225007711	2500.77.11 SECCAO TOPO EASYFLOW 100X100	13.44
0130010227007711	27007711 SECCAO TOPO EASYFLOW 150X150	17.26
0130010251413100	51413100 SECCAO TOPO PP EASYFLOW 15X15	88.72
0130010251414800	51414800 SECCAO TOPO EASYFL.C/TELA 15X15	65.26
<b>GRELHAS P/SUMIDOUROS EASYFLOW</b>		
0130010151410822	51410822 GRELHA INOX QUADRATO 15X15	68.54
0130010151410828	51410828 GRELHA INOX TIPO WAVE 15X15	68.54
0130010151412130	GRELHA INOX QUADRADA K3 C/FIX.MOD.MIX	112.23
0130010151412528	51412528 GRELHA ACO INOX AISI 304 WAVE	112.23
<b>SUMIDOUROS EASYFLOW CONJUNTOS</b>		
0130010325000500	25000500 CORPO SUMID.EASYFLOW S.H.DN50	33.61
0130010325000577	2500.05.77 SUMID.EASYFLOW S.H.DN50+GREL	SobConsulta
0130010325005500	2500.55.00 CORPO SUMID.EASYFLOW S.V.DN50	31.69
0130010325050500	2505.05.00 CORPO SUMID.EASYF30M S.H.DN50	24.84
0130010325050577	2505.05.77 SUMID.EASYFLOW S.H.DN50 BAIXA	SobConsulta
0130010327000500	27000500 CORPO SUMID.EASYFLOW DN70/100	33.78
0130010327000577	2700.05.77 SUMID.EASYFLOW 150x150 DN70	SobConsulta
0130010327100000	2710.00.00 CORPO SUMID.EASYFLOW DN70 S/V	32.54
0130010328100000	28100000 CORPO SUMID.EASYFLOW S.H.DN50	35.00
0130010328105577	28105577 SUMID.COMP.EASYFLOW S.V.DN100	SobConsulta
<b>SUMID.INOX ACO EG AL</b>		
<b>CESTOS P/SUMIDOURO EG</b>		
01300435416908	00416908 CESTO P/SUMID.EG DN222 S.VERT.	40.57
<b>GRELHAS INOX ANTIDERRAPANTE P/SUMID.EG</b>		
01300430408034	408034 GRELHA INOX ENTRA.L15 30X30 ANTI.	88.05
01300430408090	408090 GRELHA INOX ENTRA.L15 20X20 ANTI.	45.24
01300430408093	408093 GRELHA INOX BARR.M125 20X20 ANTI.	87.66
01300430408134	00408134 GRELHA ENTRAM.P/EG 268X268 L15	121.06
<b>GRELHAS INOX ENTRAMADA P/SUMIDOURO EG</b>		
01300431408091	GRELHA INOX ENTRAMADA L15 20X20	45.24
<b>GRELHAS INOX QUADRATO P/SUMIDOURO EG</b>		
01300433408092	408092 GRELHA INOX QUADRATO L15	50.16
<b>SUMIDOURO EG COMPACTO 20X20</b>		
01300401EG414701	SUMIDOURO EG COMPACTO 20X20 S.VERT.75	248.75
01300401EG414705	EG414705 SUMID.EG COMP.20X20 S.HORZ.75	254.17



**SUMIDOURO EG FIXO QUAD.20X20**

01300402EG408003	408003 SUMID.EG ALT.FIX.20X20 S.VERT.110	240.26
01300402EG408009	408009 SUMID.EG ALT.FIX.20X20 S.HORIZ.75	271.13
01300402EG408011	408011 SUMID.EG ALT.FIX.20X20 HORIZ.110	235.58

**SUMIDOURO EG FIXO QUAD.30X30**

01300403EG408007	408007 SUMID.EG ALT.FIX.30X30 VERT.160	378.44
01300403EG408107	00408107 RALO SIF.EG AISI 316 30X30 V110	630.07

**SUMID.INOX ACO EG SA****SUMID.EG150 COM ANEL P/IMPERMEABILIZAÇÃO**

0130030200400806	00400806 SUMIDOUR.ACO EG 150 INOX 304 75	187.38
------------------	--	--------

**SUMID.EG150 P/PAVIMEN.LADRILHOS E CONT.**

0130030100097211	97211 SUMID.EG150X150 INOX 304 S/V.DN110	80.66
0130030100097304	97304 SUMID.EG150X150 INOX 304 S/V.DN75	141.57
0130030100405149	405149 SUMID.EG150X150 INOX 340 S/V DN50	141.57
0130030100405151	405151 SUMID.EG150X150 INOX 304 S/H.DN50	144.46
0130030100405156	405156 SUMID.EG150X150 INOX 304 P/IMPERM.S/H.DN50	179.20
01300301SV404123	SV404123 SUMID.EG150X150 INOX S/V.DN75	109.30

**SUMID.INOX ACO SELE****SUMIDOURO SELECT INOX 150**

01300207405716	S0405716 SUMID.ACO SELECT150 SV50 C/FIX.	86.48
----------------	--	-------

**SUMIDOURO SELECT INOX 200**

0130020800409893	409893 SUMID.INOX SELECT 200 S.V C/FIX.	118.29
------------------	---	--------

**SUMIDOUROS SELECT 100 BAIXA ALT.S.HORIZ.**

0130020200403923	403923 SUMIDOURO ACO SELECT 100-R S.H40	71.35
0130020200403926	S0403926 SUMID.INOX SELECT10X10 S.H.DN40	67.00

**SUMIDOUROS SELECT 100 BAIXA ALT.S.VERT.**

0130020100302229	302229 SUMID.SELECT 100 BAIXA S.V S/FIX.	58.89
0130020100302239	302239 SUMID.SELECT 100 BAIXA S.V C/FIX.	67.54

**SUMIDOUROS WALL-SELECTA ACO**

0130022051251000	51251000 CORPO SUM.SIF.SELECTA 150 S/V50	SobConsulta
0130022051418100	51418100 GRELHA AISI304 150X150 C/PARAF.	SobConsulta

**SUMID.PLAST.TERR.ACO****SUMIDOUROS PLASTICOS C/GRELHA EM INOX**

0130000500316739	SUMIDOURO ABS C/GRELHA INOX S.HORIZ.DN50	11.21
0130000500316741	SUMIDOURO ABS C/GRELHA INOX S.VERT.DN50	11.34

**SUMIDOUROS FFD ACO****ACESSORIOS P/CORPO RALOS D70/100/125/150**

0130064051281055	51281055 SIFAO AMOVIVEL PE 50/70/100	SobConsulta
01300640700003	7000.03 CESTO LIMPEZA P/RALOS DN70/100	SobConsulta
01300640700013	7000.13 CESTO LIMPZ.INOX P/DN100/125/150	SobConsulta

**COMPLEMENTOS P/COBERTURAS AJARDINADOS**

0130060970005100	70005100 ARO+GRELHA FFD 30X30 L15	131.87
0130060970005400	70005400 SECCAO INTERMÉDIA BETAO POLIM	101.07
0130060970005500	70005500 ARO DE TRANSIÇÃO EM BETAO POLIM	35.67

**GRELHAS FFD P/RALO SELECTA**

0130063150848111	50848111 SECÇÃO SUPERIOR MEKU C/GR.SLOT	154.15
01300631508486	50848600 GRELHA FFD 20X20 M125 C/TORN Y	SobConsulta
0130063151418122	51418122 GRELHA 150X150 ALT AJUST.42-130	107.49
0130063151418322	51418322 SECCAO TOPO C/GR.FFD 20X20 M125	159.51

**GRELHAS P/SUMIDOUROS DE FUNDICAO**

0130060170000800	70000800 GRELHA SLOT FUNDICAO 152MM M125	58.73
0130060170000802	70000802 GRELHA SLOT FUNDICAO 200MM M125	109.88
0130060170000900	70000900 GRELHA PARAGRAVILHA FUND.170MM H1,5	33.07
0130060170001000	70001000 GRELHA PINHA FF DN 100/125/150	38.85
0130060170001002	70001002 GRELHA PARAGRAVILHA FUND.215MM H1,5	66.38
0130060170002800	70002800 GRELHA SLOT FUNDICAO 200MM M125	109.88





0130060170004000	70004000 GRELHA FF DN100 L15 200X200	74.19
<b>SECÇÕES TOPO P/C.RALOS DN70/100/125/150</b>		
01300641508481	5084.81 SECCAO TOPO P/RALO DN100/125/150	200.87
01300641508494	50849400 SECCAO TOPO P/RALO PAVIM.ACO	SobConsulta
01300641514181	5141.81 SECCAO TOPO PE P/CORP.RALO DN70	107.49
0130064151418152	51418152 SECCAO SUP.SUM.FFD 125 C/GRELHA RAN M125	101.80
<b>SUMIDOUROS ANTI FOGO FUND.NEW SELECTA</b>		
0130063051491020	51491020 SUMIDOURO ANTI-INCEND.VERT.DN50	131.29
0130063051511020	51511020 SUMIDOURO FFD ACO DN50 VERT.	217.98
0130063051692000	51692000 SUMIDOURO ACO DRAIN DN70 GRAVITY	177.15
0130063051692020	51692020 CORPO RALO FFD S/HORIZ.DN70 ACO	148.11
0130063051711020	51711020 CORPO RALO FFNEW SELECTA TELA VERT.DN70	226.31
0130063051714020	51714020 CORPO RALO FFD S/HORIZ.DN70 ACO	212.99
0130063055691020	55691020 CORPO RALO FFD S/VERT.DN100 ACO	146.12
0130063055692020	55692020 SUMIDOURO ANTI-INCEND.110 H ACO	162.99
0130063055701020	55701020 CORPO RALO FF NEW SELECTA TELA	184.26
0130063055711020	55711020 CORPO RALO FF NEW SELECTA DN100	238.92
0130063070341010	70341012 RALO P/COBERT.SV.FF ACO DN100	215.09
0130063070541110	70541110 RALO P/COBERT.S/H.FF ACO DN100	280.52
<b>SUMIDOUROS FFD 200X200 C/CESTO EM PEHD</b>		
0130060650010000	50010000 RALO C/GRELHA FFD C/CESTO 20X20	160.06
0130060650094000	50094000 RALO PAVIM.FFD C/CESTO 200X200	190.01
<b>SUMIDOUROS FFD P/ COBERTURAS DN70</b>		
01300610516940	5169.40 CORPO DE RALO FFD S.HOR. DN70	260.36
<b>SUMIDOUROS FFD P/COBERTURAS SH DN125</b>		
0130061370551110	7055.11.10 CORPO RALO FFD S/H DN125	340.73
<b>SUMIDOUROS FFD P/QUARTOS DE CALDEIRAS</b>		
013006086760	6760 VALV.RETENT.HIDROCARB.FFDDN100+GREL	1355.0
<b>SUMIDOUROS FFD QUADRADO 200X200 ACO</b>		
0130060251941000	51941000 RALO PAV.NAO SIF.ACO DN100 VERT	120.85
0130060251942000	51942000 RALO PAV.NAO SIF.ACO DN125 VERT	128.01
0130060251943000	51943000 RALO PAV.ACO C/GRELH.VERT.DN150	132.79
<b>SUMIDOUROS FFD REDONDOS ACO</b>		
0130060500005962	00005962 SIFAO ACO INOX AISI 304 P/RALO FFD 142MM	68.31
0130060551910500	51910500 SUM. RED.FFD DN100 S/V.M125	153.85
0130060561900500	61900500 RALO RED.FFD DN100 S/HORIZ.M125	554.87
013006056199	61990000 RALO RED.FFD DN100 S/HORIZ.L15	186.12
<b>TAMPAS TOPTEK REBAIX</b>		
<b>TAMPAS REBAIXADAS 110MM INOX 304</b>		
01301402C415903	TAMPA INOX 304 REBAIXADA 60X60X11 C250	678.94
<b>TAMPAS REBAIXADAS 140MM GALVANIZADO</b>		
0130140600415884	TAMPA VISITA ACO ULTRAST.TOPTEK 800X800	515.56
<b>TAMPAS REBAIXADAS 140MM INOX 304</b>		
01301403C415915	TAMPA INOX 304 REBAIXADA 100X100X14 C250	1074.7
<b>TAMPAS REBAIXADAS 500MM ALUMINIO A15</b>		
01301409415141	TAMPA VISITA ACO REB.TOPTEK A15 30X30	151.14
01301409415142	TAMPA VISITA ACO REB.TOPTEK A15 40X40	177.60
<b>TAMPAS REBAIXADAS 700MM ALUMINIO B125</b>		
01301410405341	TAMPA VISITA ACO REB.TOPTEK B125 40X40	190.96
<b>TAMPAS REBAIXADAS 70MM INOX 304</b>		
01301401B415891	TAMPA INOX 304 REBAIXADA 50X50X7 B125	562.48
01301401B415892	TAMPA INOX 304 REBAIXADA 60X60X7 B125	639.28
01301401C415888	TAMPA INOX 304 REBAIXADA 40X40X7 C250	503.69
<b>TUBOS E ACES.INOX304</b>		
<b>CURVAS 45. ACO INOX AISI 304</b>		
01304011110	CURVA 45.ACO INOX AISI 304 DN110 EPDM	40.50



**CURVAS 87,5. AÇO INOX AISI 304**

01304012110	CURVA 87,5.AÇO INOX AISI 304 DN110 EPDM	45.36
-------------	---	-------

**FORQUILHA AÇO INOX AISI 304 87,5° EPDM**

013040200110	00098736 FORQ.87,5.AÇO INOX AISI 304 110	51.38
--------------	--	-------

**TUBAGEM AÇO INOXIDAVEL AISI 304 110MM**

013040031103000	TUBO AÇO INOX AISI 304 DN110 3000MM AÇO	159.96
-----------------	---	--------

**UNIOES AÇO INOXIDAVEL AISI 304**

01304023110	UNIAO AÇO INOX AISI 304 DN110 EPDM	22.96
-------------	------------------------------------	-------

**TUBOS E ACES.INOX316****CURVAS 87,5. AÇO INOX AISI 316**

01304112160	CURVA 87,5.AÇO INOX AISI 316 DN160 EPDM	116.91
-------------	---	--------

**JUNTAS VITONS P/TUBAG.AÇO INOX AISI 316**

01304110110	JUNTA VITON PIPE DN110 00098406	42.91
-------------	---------------------------------	-------

01304110160	JUNTA VITON PIPE DN160 00098407	84.17
-------------	---------------------------------	-------

01304110200	JUNTA VITON PIPE DN200 00098437	171.61
-------------	---------------------------------	--------

01304110250	JUNTA VITON PIPE DN250 00417147	185.06
-------------	---------------------------------	--------

01304110315	JUNTA VITON PIPE DN315 00417506	223.83
-------------	---------------------------------	--------

**TUBOS AÇO INOX AISI 316 AÇO 110MM**

013041031101000	TUBO AÇO INOX AISI 316 L1000 EPDM DN110	98.46
-----------------	---	-------

013041031102000	TUBO AÇO INOX AISI 316 L2000 EPDM DN110	168.16
-----------------	---	--------

013041031103000	TUBO AÇO INOX AISI 316 L3000 EPDM DN110	254.22
-----------------	---	--------

**TUBOS AÇO INOX AISI 316 AÇO 160MM**

013041051601000	TUBO AÇO INOX AISI 316 L1000 EPDM DN160	176.36
-----------------	---	--------

013041051602000	TUBO AÇO INOX AISI 316 L2000 EPDM DN160	328.00
-----------------	---	--------

013041051603000	TUBO AÇO INOX AISI 316 L3000 EPDM DN160	471.51
-----------------	---	--------

**TUBOS AÇO INOX AISI 316 AÇO 200MM**

013041062002000	TUBO AÇO INOX AISI 316 L2000 EPDM DN200	451.03
-----------------	---	--------

013041062003000	TUBO AÇO INOX AISI 316 L3000 EPDM DN200	656.00
-----------------	---	--------

013041062501000	TUBO AÇO INOX AISI 316 L1000 EPDM DN250	512.52
-----------------	---	--------

013041062503000	TUBO AÇO INOX AISI 316 L3000 EPDM DN250	1332.5
-----------------	---	--------

013041063151000	TUBO AÇO INOX AISI 316 L1000 EPDM DN315	983.97
-----------------	---	--------

013041063152000	TUBO AÇO INOX AISI 316 L2000 EPDM DN315	1789.1
-----------------	---	--------

013041063153000	TUBO AÇO INOX AISI 316 L3000 EPDM DN315	2638.8
-----------------	---	--------

**SISTEMAS PE-SILENT/PLUVIA/PEAD GEBE****ABRACADEIRAS PE DB20****ABRACAD.SUPER P/TUBO C/PORCA ROSC.M8/M10**

01623705125	368832002 ABRAÇAD.SUPER C/POR.ROSC.M8/10	2.40
-------------	--	------

**ACESSORIOS P/FIXAÇÃO****CAVILHAS PLUVIA**

01624607001	362865261 CAVILHA PLUVIA	0.60
-------------	--------------------------	------

**ELEMENTOS DE SUSPENSÃO AÇO GALV.P/TUBO Q**

01624603001	362862261 ELEMENTO SUSP.M10 PLUVIA	1.30
-------------	------------------------------------	------

**TUBOS RAIL PLUVIA EM AÇO GALV.QUADRARADO**

01624602001	362863261 TUBO RAIL PLUVIA QUAD.(5MTS)	4.40
-------------	--	------

**UNIOES GALV.P/TUBO QUADRADO C/ROSCA M10**

01624604001	362864261 UNIAO GALV.P/TUBO QUAD.	3.70
-------------	-----------------------------------	------

**ACESSORIOS PLUVIA****ACESSORIOS P/RALOS PLUVIA**

0162491201	240493161 CORPO RALO GEBERIT PLUVIA	9.80
------------	-------------------------------------	------

0162491202	359064001 CONJ.EMERG.P/RALO PLUVIA 12L/S	29.30
------------	--	-------

0162491203	359065001 CONJ.EMERG.RALO PLU.METAL12L/S	28.35
------------	--	-------

0162491204	242610001 VEDANTE P/RALO GEBERIT	21.70
------------	----------------------------------	-------

0162491205	242760001 FLANGE DE FIXAÇÃO P/R.DRENAG	60.70
------------	--	-------

0162491206	242611001 CONJ.PORCAS P/RALO GEBERIT	7.80
------------	--------------------------------------	------

0162491207	242761001 FLANGE FIXAÇÃO P/RALO GEBERIT	72.80
------------	---	-------

0162491208	359124001 ANEL P/GRAVILHA GEBERIT PLUVIA	40.90
------------	--	-------



0162491210	359126001 APLICACAO REDUCAO NIVEL SOM GEBERIT	129.10
<b>DISCOS</b>		
0162490201	240236001 DISCO ENTRADA	17.70
0162490202	240238001 DISCO DE PROTECCAO	11.60
0162490290	359567001 ANEL DE GRAVILHA	46.60
<b>GRELHAS DE ACABAMENTO</b>		
0162491010	359041001 GRELHA RALO DERNAGEM PLUVIA	62.60
<b>PLACA DE ASSENTAMENTO</b>		
01624903001	240239001 PLACA DISTRIBUICAO GEBERIT	57.50
<b>REGISTOS CORTA FOGO PLUVIA</b>		
01624916090	348302001 REGISTO CORTA FOGO 90	46.70
01624916110	348303001 REGISTO CORTA FOGO 110	49.30
01624916125	348304001 REGISTO CORTA FOGO 125	64.80
01624916160	348305001 REGISTO CORTA FOGO 160	80.40
01624916RS90	348300001 REGIS.CORTA FOGO RS90 PLUS EN	38.90
<b>RESISTENCIAS GEBERIT PLUVIA</b>		
0162491501	359971001 RESISTENCIA 230V/16W GEBERIT	113.50
<b>TUBO DE PROLONGAMENTO</b>		
01624904315	240240001 TUBO PROLONGADOR 315 GEBERIT	52.10
<b>VALVULAS DE ADMISSAO DE AR</b>		
01624909001	359900001 VALV. ADMISSAO AR d.50-63	34.80
0162490904	359900001 VALV.ADMISSAO AR D.50-63	34.80
0162490905	305900001 VALV. ADMISSAO AR d.56-63	31.40
0162490912	307006001 VALV. ADMISSAO AR 75/110	60.80
0162490913	310006001 VALV. ADMISSAO AR GRB90	64.10
<b>ADAPTADORES EM PE P/</b>		
<b>ACESSORIOS P/ADAPTADAORES GEBERIT</b>		
01621610048050	359424002 ABRAÇADEIRA PE d.48-50	8.50
01621610075	359432002 ABRAÇADEIRA PE d.75	10.30
01621610075076	359433002 ABRAÇADEIRA PE d.75-76	10.30
01621610089090	359438002 ABRAÇADEIRA PE d.89-90	10.90
01621610108110	359441002 ABRAÇADEIRA PE d.108-110	11.50
01621610125	359443002 ABRAÇADEIRA PE d.125	18.10
01621610160	359449002 ABRAÇADEIRA PE d.159-160	30.80
01621610210	359451002 ABRAÇADEIRA PE d.210 AÇO INOX	58.60
<b>ADAPTADORES EM PE P/FLANGES GEBERIT</b>		
01621601063	364744161 ADAPTADOR PE P/FLANGE 63	9.40
01621601110	367744161 ADAPTADOR PE P/FLANGE 110	12.80
01621601160	369744161 ADAPTADOR PE P/FLANGE 160	24.20
01621601250	371744161 ADAPTADOR PE P/FLANGE 250	64.50
01621601315	372744161 ADAPTADOR PE P/FLANGE 315	155.80
<b>ADAPTADORES PE COM ROSCA FEMEA GEBERIT</b>		
0162160204	361719161 ADAPTADOR PE C/ROSC.FEM.50X1/2	13.50
0162160209	361726161 ADAPTADOR PE C/ROSC.MA.50X11/4	13.50
01621602200	370744161 ADAPTA.GEBERIT PE P/FLANGE200	36.30
<b>BANDAS ELECTROSOLD.P</b>		
<b>BANDAS ELECTROSOLD.P/PONTO FIXO PLUVIA</b>		
01624301050	361776161 BANDA ELECTROSOLD.P/P.FIXO 50	7.80
01624301056	363776161 BANDA ELECTROSOLD.P/P.FIXO 56	7.80
01624301063	364776161 BANDA ELECTROSOLD.P/P.FIXO 63	7.80
01624301075	365776161 BANDA ELECTROSOLD.P/P.FIXO 75	8.30
01624301090	366776161 BANDA ELECTROSOLD.P/P.FIXO 90	9.40
01624301110	367776161 BANDA ELECTROSOLD.P/P.FIXO 110	10.40
01624301125	368776161 BANDA ELECTROSOLD.P/P.FIXO 125	13.70
01624301160	369776161 BANDA ELECTROSOLD.P/P.FIXO 160	15.20
01624301200	370776161 BANDA ELECTROSOLD.P/P.FIXO 200	16.10
01624301250	371776161 BANDA ELECTROSOLD.P/P.FIXO 250	22.00



01624301315	372776161 BANDA ELECTROSOLD.P/P.FIXO 315	36.70
-------------	--	-------

**CANHOES E GOLA SANIT****CANHOES E GOLA SANITA**

01621001090	366898161 GOLA SANITA CHAO 90	4.05
01621001110	367898161 GOLA SANITA CHAO 110	4.60

**CURVAS PEAD GEBRIT****CURVAS 45° COM RAI0 GRANDE PEAD GEBERIT**

01620304200	370045161 CURVA 45° COM RAI0 GRANDE 200	35.00
01620304250	371045161 CURVA 45° COM RAI0 GRANDE 250	56.40
01620304315	372045161 CURVA 45° COM RAI0 GRANDE 315	71.20

**CURVAS 90° C/TUBO CURVO COMP.GEBERIT**

01620309075	365051161 CURVA 90. PEAD 75MM	9.40
-------------	-------------------------------	------

**CURVAS 90° COM RAI0 GRANDE PEAD GEBERIT**

0162030501	370055161 CURVA 90G C/RAIO GRDE 200MM	69.70
01620305250	371055161 CURVA 90° C/RAIO GRDE 250MM	132.90
01620305315	372055161 CURVA 90° C/RAIO GRDE 315MM	170.50

**CURVAS 90° DE RAI0 GRANDE ALARG.P/UNIAO**

01620307056	363051161 CURVA 90° RAI0 GRANDE 56	7.40
01620307110	367051161 CURVA 90G C/RAIO GRDE 110MM	12.80

**CURVAS 90° PEAD GEBERIT**

01620308032	379055161 CURVA 90. PEAD 32 MM	1.10
01620308040	360055161 CURVA 90. PEAD 40MM	1.20
01620308050	361055161 CURVA 90. PEAD 50MM	1.30
01620308056	363055161 CURVA 90. PEAD 56MM	1.90
01620308063	364055161 CURVA 90. PEAD 63MM	2.10
01620308075	365055161 CURVA 90. PEAD 75MM	3.30
01620308090	366055161 CURVA 90. PEAD 90MM	5.30
01620308110	367055161 CURVA 90. PEAD 110MM	5.30
01620308125	368055161 CURVA 90. PEAD 125MM	7.50
01620308160	369055161 CURVA 90. PEAD 160MM	18.20

**CURVAS DESCARGA 88.5° P/SANIT.GEBERIT PE**

01620310100	367880161 CURVA DESC.88.5 P/SANITA CHAO	12.50
-------------	---	-------

**CURVAS DUPLAS P/SANITA SUSP.PE**

01620311100	367923161 CURVA DUPLA 90.P/SANITA SUSP.PE	64.80
-------------	---	-------

**CURVAS/JOELHOS 45° PEAD GEBERIT**

01620303040	360045161 CURVA/JOELHO 45.PEAD 40	1.20
01620303050	361045161 CURVA/JOELHO 45.PEAD 50	1.20
01620303056	363045161 CURVA/JOELHO 45.PEAD 56	2.10
01620303063	364045161 CURVA/JOELHO 45.PEAD 63	2.10
01620303075	365045161 CURVA/JOELHO 45.PEAD 75	3.30
01620303090	366045161 CURVA/JOELHO 45.PEAD 90	4.40
01620303110	367045161 CURVA/JOELHO 45.PEAD 110	4.70
01620303125	368045161 CURVA/JOELHO 45.PEAD 125	6.50
01620303160	369045161 CURVA/JOELHO 45.PEAD 160	14.80

**DIVERSOS****FITA ISOLAMENTO ISOL**

0162380201	300021001 FITA ISOLAMENTO ISOL 12MM	29.77
0162380202	300007002 FITA ISOLAMENTO SILENT db20	4.40

**MANGAS ISOLAMENTO P/RED.RUIDO GEBERIT**

01623803056	305921001 MANGA ISOLAM.P/RED.RUIDO 56/63	2.40
01623803063	306921001 MANGA ISOLAM.P/RED.RUIDO 63/75	2.50
01623803075	307921001 MANGA ISOLAM.P/RED.RUIDO 75/90	2.50
01623803090	308921001 MANGA ISOLA.P/RED.RUIDO 90/110	3.10
01623803110	310921001 MANGA ISOL.P/RED.RUIDO 110/135	3.30
01623803135	312921001 MANGA ISOLAM.P/RED.RUIDO 135	3.70

**FIXACOES PLUVIA****ABRAÇADEIRAS EM AÇO P/PLUVIA**

+351 244 800 160  
+351 244 802 323



geral@canalcentro.pt  
info@canalcentro.pt



R. do Bailadouro s/nº,  
2410-211 Pousos



01624105040	360861001 ABRAÇADEIRA AÇO P/PLUVIA 40	2.10
01624105050	361861001 ABRAÇADEIRA AÇO P/PLUVIA 50	2.30
01624105056	363861001 ABRAÇADEIRA AÇO P/PLUVIA 56	2.40
01624105063	364861001 ABRAÇADEIRA AÇO P/PLUVIA 63	2.60
01624105075	365861001 ABRAÇADEIRA AÇO P/PLUVIA 75	2.70
01624105090	366861001 ABRAÇADEIRA AÇO P/PLUVIA 90	3.00
01624105110	367861001 ABRAÇADEIRA AÇO P/PLUVIA 110	3.10
01624105125	368861001 ABRAÇADEIRA AÇO P/PLUVIA 125	3.30
01624105250	371862001 ABRAÇADEIRA AÇO P/PLUVIA 250	20.70
<b>ABRAÇADEIRAS EM AÇO P/RAIL P/P.FIXO GEBE</b>		
01624106160	369861001 ABRAÇA.AÇO P/RAIL P/P.FIXO 160	3.70
01624106200	370861261 ABRAÇA.AÇO P/RAIL P/P.FIXO 200	5.90
<b>ABRAÇADEIRAS M10 PLUVIA GEBERIT</b>		
01624101040	360843002 ABRAÇADEIRA M10 40MM	2.10
01624101050	361843002 ABRAÇADEIRA M10 50MM	2.40
01624101056	363843002 ABRAÇADEIRA M10 56MM	2.40
01624101063	364843002 ABRAÇADEIRA M10 63MM	2.40
01624101075	365843002 ABRAÇADEIRA M10 75MM	2.60
01624101090	366843002 ABRAÇADEIRA M10 90MM	2.80
01624101110	367843002 ABRAÇADEIRA M10 110MM	2.80
01624101125	368843002 ABRAÇADEIRA M10 125MM	3.30
01624101160	369843002 ABRAÇADEIRA M10 160MM	4.10
<b>ABRAÇADEIRAS M8/M10 PLUVIA GEBERIT</b>		
01624100040	360832002 ABRAÇADEIRA SUPER M8/10 40	1.70
01624100050	361832002 ABRAÇADEIRA SUPER M8/10 50	1.80
<b>ABRAÇADEIRAS P/ PONTO FIXO PLUVIA</b>		
01624107250	371861001 ABRAÇADEIRA P/PONTO FIXO 250	40.70
01624107315	372861001 ABRAÇADEIRA P/PONTO FIXO 315	121.10
<b>ABRAÇADEIRAS P/RAIL PLUVIA</b>		
01624104001	363863001 RAIL P/FIXA.PLUVIA (250 A 315)	13.40
01624104002	363864001 LIGAÇÃO AO RAIL REF.363863261	28.60
01624104003	363862001 CONJ.P/FIXAÇÃO ROS.M10 P/36386	2.30
<b>ABRAÇADEIRAS R 1" PLUVIA</b>		
01624103200	370840001 ABRAÇADEIRA R1" 200	13.00
01624103250	371840001 ABRAÇADEIRA R1" 250	13.80
01624103315	372840001 ABRAÇADEIRA R1" 315	15.20
<b>ABRAÇADEIRAS R 1/2" P/TUBOS DIAM.40-160M</b>		
01624102040	360841002 ABRAÇADEIRA R 1/2 40MM	2.20
01624102050	361841002 ABRAÇADEIRA R 1/2 50MM	2.60
01624102056	363841002 ABRAÇADEIRA R 1/2 56MM	3.00
01624102063	364841002 ABRAÇADEIRA R 1/2 63MM	3.00
01624102075	365841002 ABRAÇADEIRA R 1/2 75MM	3.00
01624102090	366841002 ABRAÇADEIRA R 1/2 90MM	3.10
01624102110	367841002 ABRAÇADEIRA R 1/2 110MM	3.10
01624102125	368841002 ABRAÇADEIRA R 1/2 125MM	3.60
01624102160	369841002 ABRAÇADEIRA R 1/2 160MM	4.40
<b>CONJUNTOS PLUVIA SERIE 7 PRA DRENAGEM</b>		
0162412110	358012001 PARAFUSO ANTI TEMPESTADE	43.70
<b>PLACAS DE FIXAÇÃO PLUVIAFIX</b>		
0162412001	362851261 PLACA FIXAÇÃO PLUVIAFIX	3.30
<b>FLANGES DE FIXAÇÃO P</b>		
<b>FLANGES DE FIXAÇÃO PLUVIA</b>		
01624401001	362837261 FLANGE FIXAÇÃO C/PORCA M10	4.40
01624401002	362839261 FLANGE FIXAÇÃO 1/2	4.40
<b>FLANGES REVESTIDAS G</b>		
<b>CONJ.PARAFUSOS P/FLANGES GALVAN.GEBERI</b>		
01621506160200	369743261 CONJ.PARAF.P/FLANG.GALV.M20X90	3.80



**FLANGES AÇO PE GEBERIT**

01621503110	367745001 FLANGE AÇO PE 110	19.70
01621503160	369745001 FLANGE AÇO PE 160	32.50

**FLANGES CEGAS REVESTIDAS**

01621502250	371748001 FLANGE CEGA REVESTIDA 250	94.20
01621502315	372748001 FLANGE CEGA REVESTIDA 315	132.80

**FLANGES REVESTIDAS**

01621501250	371745001 FLANGE REVESTIDA 250	60.00
01621501315	372745001 FLANGE REVESTIDA 315	87.35

**FORQUILHAS PEAD GEBE****FORQUILHAS 45° PEAD GEBERIT**

01620501032032	379108161 FORQ.45.PEAD 32/32	2.50
01620501040040	360109161 FORQ.45.PEAD 40/40	2.50
01620501050040	361109161 FORQ.45.PEAD 50/40	2.70
01620501050050	361112161 FORQ.45.PEAD 50/50	3.40
01620501056050	363112161 FORQ.45.PEAD 56/50	3.40
01620501056056	363115161 FORQ.45.PEAD 56/56	3.40
01620501063040	364109161 FORQ.45.PEAD 63/40	3.80
01620501063050	364112161 FORQ.45.PEAD 63/50	3.80
01620501063056	364115161 FORQ.45.PEAD 63/56	3.80
01620501063063	364120161 FORQ.45.PEAD 63/63	3.80
01620501075040	365109161 FORQ.45.PEAD 75/40	5.60
01620501075050	365112161 FORQ.45.PEAD 75/50	4.70
01620501075056	365115161 FORQ.45.PEAD 75/56	4.70
01620501075063	365120161 FORQ.45.PEAD 75/63	4.70
01620501075075	365125161 FORQ.45.PEAD 75/75	4.70
01620501090040	366109161 FORQ.45.PEAD 90/40	5.70
01620501090050	366112161 FORQ.45.PEAD 90/50	5.70
01620501090056	366115161 FORQ.45.PEAD 90/56	6.70
01620501090063	366120161 FORQ.45.PEAD 90/63	5.90
01620501090075	366125161 FORQ.45.PEAD 90/75	6.70
01620501090090	366130161 FORQ.45.PEAD 90/90	5.70
01620501110040	367109161 FORQ.45.PEAD 110/40	6.90
01620501110050	367112161 FORQ.45.PEAD 110/50	6.90
01620501110056	367115161 FORQ.45.PEAD 110/56	6.90
01620501110063	367120161 FORQ.45.PEAD 110/63	6.90
01620501110075	367125161 FORQ.45.PEAD 110/75	6.90
01620501110090	367130161 FORQ.45.PEAD 110/90	6.90
01620501110110	367135161 FORQ.45.PEAD 110/110	6.90
01620501125063	368120161 FORQ.45.PEAD 125/63	10.10
01620501125075	368125161 FORQ.45.PEAD 125/75	10.10
01620501125090	368130161 FORQ.45.PEAD 125/90	10.10
01620501125110	368135161 FORQ.45.PEAD 125/110	10.10
01620501125125	368139161 FORQ.45.PEAD 125/125	10.70
01620501160075	369125161 FORQ.45.PEAD 160/75	33.10
01620501160090	369130161 FORQ.45.PEAD 160/90	33.10
01620501160110	369135161 FORQ.45.PEAD 160/110	33.10
01620501160125	369139161 FORQ.45.PEAD 160/125	33.10
01620501160160	369145161 FORQ.45.PEAD 160/160	33.10
01620501200075	370125161 FORQ.45° PEAD 200/75	61.80
01620501200110	370135161 FORQ.45.PEAD 200/110	61.80
01620501200125	370139161 FORQ.45.PEAD 200/125	61.80
01620501200160	370145161 FORQ.45.PEAD 200/160	61.80
01620501200200	370146161 FORQ.45.PEAD 200/200	64.10
01620501250110	371135161 FORQ.45.PEAD 250/110	88.60
01620501250125	371139161 FORQ.45.PEAD 250/125	88.00
01620501250160	371145161 FORQ.45.PEAD 250/160	88.60
01620501250200	371146161 FORQ.45.PEAD 250/200	88.60
01620501250250	371147161 FORQ.45.PEAD 250/250	89.90



01620501315110	372135161 FORQ.45.PEAD 315/110	115.50
01620501315160	372145161 FORQ.45.PEAD 315/160	115.50
01620501315250	372147161 FORQ.45.PEAD 315/250	115.50
01620501315315	372148161 FORQ.45.PEAD 315/315	240.70

**FORQUILHAS 88 1/2 PEAD GEBERIT**

01620502032032	379158161 FORQ.88 1/2 PEAD 32/32	2.50
01620502040032	360158161 FORQ.88 1/2 PEAD 40/32	3.00
01620502040040	360159161 FORQ.88 1/2 PEAD 40/40	2.50
01620502050040	361159161 FORQ.88 1/2 PEAD 50/40	2.70
01620502050050	361162161 FORQ.88 1/2 PEAD 50/50	2.70
01620502056050	363162161 FORQ.88 1/2 PEAD 56/50	3.40
01620502056056	363165161 FORQ.88 1/2 PEAD 56/56	3.40
01620502063063	364170161 FORQ.88 1/2 PEAD 63/63	3.80
01620502075040	365159161 FORQ.88 1/2 PEAD 75/40	5.60
01620502075050	365162161 FORQ.88 1/2 PEAD 75/50	4.70
01620502075056	365165161 FORQ.88,5 PEAD 75/56	4.70
01620502075075	365175161 FORQ.88 1/2 PEAD 75/75	4.70
01620502090040	366159161 FORQ.88 1/2 PEAD 90/40	5.70
01620502090050	366162161 FORQ.88 1/2 PEAD 90/50	5.70
01620502090075	366175161 FORQ.88 1/2 PEAD 90/75	5.70
01620502090090	366180161 FORQ.88 1/2 PEAD 90/90	5.70
01620502110040	367159161 FORQ.88 1/2 PEAD 110/40	7.00
01620502110050	367162161 FORQ.88 1/2 PEAD 110/50	6.90
01620502110056	367165161 FORQ.88 1/2 PEAD 110/56	6.90
01620502110075	367175161 FORQ.88 1/2 PEAD 110/75	6.60
01620502110090	367180161 FORQ.88 1/2 PEAD 110/90	6.90
01620502110110	367185161 FORQ.88 1/2 PEAD 110/110	6.90
01620502125050	368162161 FORQ.88 1/2 PEAD 125/50	10.10
01620502125063	368170161 FORQ.88 1/2 PEAD 125/63	10.10
01620502125075	368175161 FORQ.88 1/2 PEAD 125/75	10.10
01620502125090	368180161 FORQ.88 1/2 PEAD 125/90	10.10
01620502125110	368185161 FORQ.88 1/2 PEAD 125/110	10.10
01620502125125	368189161 FORQ.88 1/2 PEAD 125/125	10.10
01620502160075	369175161 FORQ.88 1/2 PEAD 160/75	33.10
01620502160110	369185161 FORQ.88 1/2 PEAD 160/110	33.10
01620502160125	369189161 FORQ.88 1/2 PEAD 160/125	33.10
01620502200110	370185161 FORQ.88 1/2 PEAD 200/110	61.80
01620502200160	370195161 FORQ.88 1/2 PEAD 200/160	61.80
01620502250110	371185161 FORQ.88 1/2 PEAD 250/110	88.60
01620502250250	371197161 FORQ.88 1/2 PEAD 250/250	88.60
01620502315200	372196161 FORQ.88 1/2 PEAD 315/200	115.50

**FORQUILHAS 911/2(ENTRADA EM CURVA 88 1/2**

01620510110	367163161 FORQUILHA C/ENT.CURVA 88 1/2	6.90
-------------	--	------

**FORQUILHAS BIFURCADAS 30° GEBERIT**

01620514075056	365465161 FORQ.BIFURCADA DUP.30. 75/56 G	6.05
01620514110110	367481161 FORQ.BIFURCADA DUP.30.110/110	9.48

**FORQUILHAS BIFURCADAS 60° GEBERIT**

01620508050050	361462161 FORQUILHA BIFURCADA 60° 50/50	3.61
01620508056050	363462161 FORQUILHA BIFURCADA 60° 56/50	4.64
01620508110090	367480161 FORQUILHA BIFURCADA 60° 110/90	9.42

**FORQUILHAS DUPLAS 45°**

01620509110	367235161 FORQUILHA DUPLA A 45° 110	13.39
-------------	-------------------------------------	-------

**FORQUILHAS ESF.DUPLA 88 1/2/180°**

01620507090	366280161 FORQUILHA ESF.180° 90/90	17.97
-------------	------------------------------------	-------

**FORQUILHAS ESF.DUPLA 88 1/2/180° PEAD**

01620503063	364270161 FORQ.ESF.DUP.881/2 /180° 63	15.34
01620503075	365275161 FORQ.ESF.DUP.881/2 /180° 75	15.34
01620503090	366280161 FORQ.ESF.DUP.881/2 /180° 90	17.97





01620503110	367285161 FORQ.ESF.DUP.881/2 /180° 110	24.20
01620503110090	367280161 FORQ.ESF.DUP.881/2 180° 110/90	20.16
01620503125110	368285161 FORQ.ESF.DUP.881/2 180°125/110	32.30

**FORQUILHAS ESF.DUPLA 88 1/2/90°**

01620504063	364320161 FORQ. ESF.DUP.881/2 90° 63	15.34
01620504075	365325161 FORQ. ESF.DUP.81/2 90° 75	15.34
01620504090	366330161 FORQ. ESF.DUP.881/2 90° 90	17.97
01620504110	367335161 FORQ. ESF.DUP.881/2 90° 110	24.20
01620504110090	367330161 FORQ. ESF.DUP.881/2 90° 110/90	20.16
01620504125110	368335161 FORQ. ESF.DUP.881/2 90°125/110	32.30

**FORQUILHAS ESF.MULT.88,5, 3 LIGAÇÕES 135**

01620511125	368600161 FORQUILHA ESF.MULT.88.5, 3LIG.	38.00
-------------	--	-------

**FORQUILHAS ESF.MULT.88,5, 3 LIGAÇÕES 90**

01620512125110	368605161 FORQ.ESF.MULT.88.5 3LI 125/110	38.00
----------------	--	-------

**FORQUILHAS ESF.MULT.90°**

016205060125	368610161 FORQ.ESF.MULT.4 ENT.90° 125	42.00
--------------	---------------------------------------	-------

**FORQUILHAS SOVENT C/6 LIGAÇÕES GEBERIT**

01620513110110	367614161 FORQ.C/VENT.6 LIGACOES 110	48.60
01620513160110	369001161 FORQ.C/VENT.6 LIG.160X110X75	69.90

**JOELHOS PEAD GEBERIT****JOELHOS 88 1/2 PEAD GEBERIT**

01620401050	361088161 JOELHO 88 1/2 50	1.15
01620401056	363088161 JOELHO 88 1/2 56	1.75
01620401063	364088161 JOELHO 88 1/2 63	1.85
01620401075	365088161 JOELHO 88 1/2 75	2.75
01620401090	366088161 JOELHO 88 1/2 90	4.12
01620401110	367088161 JOELHO 88 1/2 110	4.30
01620401125	368088161 JOELHO 88 1/2 125	6.85
01620401160	369088161 JOELHO 88 1/2 160	15.85

**JUNTAS PEAD GEBERIT****JUNTAS DE ABOCARDAR C/ORING PEAD GEBERIT**

01620700040	360779163 JUNTA ABOCARDAR PE C/ORING 40	2.30
01620700075	365779163 JUNTA ABOCARDAR PE C/ORING 75	4.30
01620700090	366779163 JUNTA ABOCARDAR PE C/ORING 90	5.20
01620700110	367779163 JUNTA ABOCARDAR PE C/ORING 110	5.70
01620701040	360779161 JUNTA ABOCARDAR PEAD 40	2.30
01620701050	361779161 JUNTA ABOCARDAR PEAD 50	2.30
01620701056	363779161 JUNTA ABOCARDAR PEAD 56	3.70
01620701075	365779161 JUNTA ABOCARDAR PEAD 75	4.30
01620701090	366779161 JUNTA ABOCARDAR PEAD 90	5.50
01620701110	367779161 JUNTA ABOCARDAR PEAD 110	5.70
01620701125	368779161 JUNTA ABOCARDAR PEAD 125	9.80
01620701160	369779161 JUNTA ABOCARDAR PEAD 160	16.20

**JUNTAS DE DILATAÇÃO PEAD GEBERIT**

01620702040	360700161 JUNTA DILATAÇÃO 40MM PEAD	7.60
01620702050	361700161 JUNTA DILATAÇÃO 50MM PEAD	8.20
01620702056	363700161 JUNTA DILATAÇÃO 56MM PEAD	8.90
01620702063	364700161 JUNTA DILATAÇÃO 63MM PEAD	9.50
01620702075	365700161 JUNTA DILATAÇÃO 75MM PEAD	7.50
01620702090	366700161 JUNTA DILATAÇÃO 90MM PEAD	7.70
01620702110	367700161 JUNTA DILATAÇÃO 110MM PEAD	8.10
01620702125	368700161 JUNTA DILATAÇÃO 125MM PEAD	13.50
01620702160	369700161 JUNTA DILATAÇÃO 160MM PEAD	22.90
01620702200	370700161 JUNTA DILATAÇÃO 200MM PEAD	102.00
01620702250	371700161 JUNTA DILATAÇÃO 250MM PEAD	155.80
01620702315	372700161 JUNTA DILATAÇÃO 315MM PEAD	281.90

**JUNTAS ROSCADA COMPLETA**

01620704040	360740161 JUNTA ROSCADA C/TAMPA 40	3.20
-------------	------------------------------------	------



01620704056	363740161 JUNTA ROSCADA C/TAMPA 56	5.20
01620704063	364740161 JUNTA ROSCADA C/TAMPA 63	5.40
01620704110	367740161 JUNTA ROSCADA C/TAMPA 110	9.40

**JUNTAS UNIAO TRANSIÇÃO C/ORING**

01620703001	367928161 UNIAO TRANS.C/ORING 90/110	5.36
-------------	--------------------------------------	------

**PLACAS DE FIXAÇÃO PL****PLACAS DE FIXAÇÃO PLUVIA**

01624501001	362826261 PLACA FIXAÇÃO PLUVIA 1/2	3.40
01624501003	362828261 PLACA FIXAÇÃO PLUVIA 1"	4.20

**PONTAS DE GAS GEBERI****PONTAS ROSCADAS DE GAS MACHO**

01621901075	365729161 PONTA ROSC.GAS MACHO 75	22.90
-------------	-----------------------------------	-------

**RALOS DE PAVIMENTO****RALO DE PAVIMENTO EM AÇO INOX**

0162481001	152325001 RALO CASA 60X1/8	53.99
------------	----------------------------	-------

**RALO DE PAVIMENTO EM PP REGULAVEL EM ALT**

01624803050	361620001 RALO PAVIMENTO PP REGUL.ALT.	24.72
-------------	--	-------

**REDUÇÕES PEAD GEBERI****REDUÇÕES CONCENTRICAS PEAD GEBERIT**

01620201040032	360557161 RED.CONCENTRICA PEAD 40/32	1.40
01620201050032	361557161 RED.CONCENTRICA PEAD 50/32	1.00
01620201056040	363559161 RED.CONCENTRICA PEAD 56/40	1.13
01620201056050	363560161 RED.CONCENTRICA PEAD 56/50	1.24
01620201063040	364559161 RED.CONCENTRICA PEAD 63/40	1.20
01620201063056	364565161 RED.CONCENTRICA PEAD 63/56	1.30
01620201110050	367560161 RED.CONCENTRICA PEAD 110/50	2.37
01620201110090	367580161 RED.CONCENTRICA PEAD 110/90	2.58
01620201125110	368585161 RED.CONCENTRICA PEAD 125/110	5.70

**REDUÇÕES EXCENTRICAS LONGA PEAD GEBERIT**

01620203125110	368584161 REDUÇÃO EXCENT.LONGA 125X110	11.40
01620203160125	369587161 REDUÇÃO EXCENT.LONGA 160X125	35.60
01620203200110	370584165 REDUÇÃO EXCENT.LONGA 200X110	49.00
01620203200125	370587165 REDUÇÃO EXCENT.LONGA 200X125	49.00
01620203200160	370594165 REDUÇÃO EXCENT.LONGA 200X160	49.00
01620203250	371596161 REDUÇÃO EXCENT.LONGA 250X200	73.90
01620203315200	372596161 REDUÇÃO EXCENT.LONGA 315X200	87.30
01620203315250	372598161 REDUÇÃO EXCENT.LONGA 315X250	94.00

**REDUÇÕES EXCENTRICAS PEAD GEBERIT**

01620202050040	361558161 RED.EXCENTRICA PEAD 50/40	1.00
01620202056040	363558161 RED.EXCENTRICA PEAD 56/40	1.30
01620202056050	363561161 RED.EXCENTRICA PEAD 56/50	1.30
01620202063040	364558161 RED.EXCENTRICA PEAD 63/40	1.40
01620202063050	364561161 RED.EXCENTRICA PEAD 63/50	1.30
01620202063056	364566161 RED.EXCENTRICA PEAD 63/56	1.30
01620202075040	365558161 RED.EXCENTRICA PEAD 75/40	1.20
01620202075050	365561161 RED.EXCENTRICA PEAD 75/50	1.20
01620202075056	365566161 RED.EXCENTRICA PEAD 75/56	1.40
01620202075063	365571161 RED.EXCENTRICA PEAD 75/63	1.30
01620202090050	366561161 RED.EXCENTRICA PEAD 90/50	2.00
01620202090056	366566161 RED.EXCENTRICA PEAD 90/56	2.00
01620202090063	366571161 RED.EXCENTRICA PEAD 90/63	2.00
01620202090076	366576161 RED.EXCENTRICA PEAD 90/75	2.00
01620202110040	367558161 RED.EXCENTRICA PEAD 110/40	2.10
01620202110050	367561161 RED.EXCENTRICA PEAD 110/50	1.90
01620202110056	367566161 RED.EXCENTRICA PEAD 110/56	1.90
01620202110063	367571161 RED.EXCENTRICA PEAD 110/63	1.90
01620202110075	367576161 RED.EXCENTRICA PEAD 110/75	1.90
01620202110090	367581161 RED.EXCENTRICA PEAD 110/90	2.10



01620202125050	368561161	RED.EXCENTRICA PEAD 125/50	6.70
01620202125056	368566161	RED.EXCENTRICA PEAD 125/56	6.70
01620202125063	368571161	RED.EXCENTRICA PEAD 125/63	6.70
01620202125075	368576161	RED.EXCENTRICA PEAD 125/75	6.70
01620202125090	368581161	RED.EXCENTRICA PEAD 125/90	6.70
01620202125110	368586161	RED.EXCENTRICA PEAD 125/110	6.70
01620202160110	369586161	RED.EXCENTRICA PEAD 160/110	6.20
01620202160125	369588161	RED.EXCENTRICA PEAD 160/125	6.20

**RESSALTOS DE FIXACAO****RESSALTOS DE FIXAÇÃO DUPLO PLUVIA**

01624201315	372751161	RESSALTO FIXAÇÃO DUPLO 315	77.90
-------------	-----------	----------------------------	-------

**RESSALTOS FIXACAO GE****RESSALTOS DE FIXAÇÃO DUPLO GEBERIT**

01621801200	370751161	RESSALTO DUPLO 200 GEBERIT	40.30
01621801250	371751161	RESSALTO DUPLO 250 GEBERIT	56.40

**SISTEMA DRENAGEM AGU****CONJUNTOS PROLONGAMENTO GEBERIT PLUVIA**

0162402301	359635001	CONJ.PROLONGAM.TRANSIT.PLUVIA	176.80
------------	-----------	-------------------------------	--------

**FLANGE EM AÇO INOX**

01624019001	359568001	FLANGE INOX P/RALO PLU.SERIE 7	205.90
-------------	-----------	--------------------------------	--------

**PLACA COORDENAÇÃO UNIV. P/PLUVIA**

01624017001	359560001	PLACA COORD.UNIV.R.PLUV.S.7 56	55.60
01624017002	359119001	PLACA COORDEN.UNIV.ACO INOX	65.20

**PLACA DE COORDENAÇÃO P/CALEIRA**

01624016001	359554001	PLACA COORD.C/CALEIRA S7 ACO	42.23
01624016004	359564001	PLACA COORD.C/CALEIRA S7 ZINCO	74.98

**PLACA DE COORDENAÇÃO P/PLUVIA SERIE 7**

01624018003	359579001	PLACA COORD S.7 P/PVC SIKAPLAN	49.50
01624018005	359591001	PLACA COORD.P/RALO 12 LTS	49.50
01624018010	359121001	PLACA COORD BETUME SOPRALEN	48.30

**PLACAS IMPERMEABILIZACAO PLU RO DAF GEBE**

0162402101	359006251	PLACA IMPERMEABILIZ.PLU RO RAF	38.00
------------	-----------	--------------------------------	-------

**RALO PLUV.SERIE 7 C/ISOLAMENTO**

01624009001	359036001	CONJ.P/RALO EMERG.19L GEBERIT	63.50
01624009002	359114001	RALO EMERGENCIA GEBERIT PLUVIA	57.40
01624009003	359037001	RALO P/ DRENAG COBERT. GEBERIT	96.60
01624009004	359118001	RALO P/DRENAG.COBERT.PLUV.9L	70.80
01624009006	359111001	RALO P/DRENAG.COBERT.PLUV.12L	111.30
01624009007	359108001	RALO P/DRENAG.COBERT.PLUV.12L	103.90
01624009008	359107001	RALO P/DREN.COBERT.PLUV.12L/S	58.70
01624009009	359112001	RALO P/DRENAG.COBERT.PLUV.12L	159.80
0162400909	359105001	RALO P/DREN.COBERT.PLUV.12L/S	137.60
0162400910	359098001	RALO P/DREN.COBERT.PLUV.25L/S	199.80
0162400911	359099001	RALO P/DREN.COBERT.PLUV.25L/S	184.70

**RALO PLUV.SERIE 7 P/DECK P/IMPERIALIZ.**

01624005001	359571001	RALO PLUVIA S.7 P/IMPERMEAZ.	90.90
-------------	-----------	------------------------------	-------

**RALO PLUV.SERIE 7 P/DECK S/P.COORDENAÇÃO**

01624007001	359563001	RALO PLUVIA S.7 S/PLACA COORD.	81.47
0162400701	359032001	RALO SIF.12LT C/FL.P/CAL.PLUV.	153.60
0162400702	359034001	RALO SIF.19LT C/FL.P/CAL.PLUV.	144.50

**RALO PLUV.SERIE 7 PLUS P/IMPERMEAB.BETUN**

0162401301	359573001	RALO PLUVIA S.7 PLUS P/IMPER.B	253.60
------------	-----------	--------------------------------	--------

**RALO PLUV.SERIE 7 ZONAS TRANSITAVEIS**

0162401101	359562001	RALO PLUVIA S.7 Z.TRANSITAVEIS	319.40
------------	-----------	--------------------------------	--------

**RALO PLUVIA DE COBERTURA 25L DAF**

0162401501	359012001	RALO PLUVIA 25L/S DAF GEBERIT	283.30
------------	-----------	-------------------------------	--------



**RALO PLUVIA SERIE 7 C/GRELHA**

01624004001	359551001 RALO PLUVIA S.7 C/GRELHA	64.80
01624004002	359561001 GRELHA COMPL.(SUBSTI.)RALO P.7	27.50
01624004009	359003001 RALO PLUVIA S.7 C/ISOL.E PL.FI	132.30

**RALO PLUVIA SERIE 7 P/CALEIRA METAL.**

01624003001	359636001 RALO PLUVIA COBERT.C/ISOL.FLG.	105.30
01624003002	359637001 RALO PLUVIA S.7 P/CAL.MET.COBR	249.80
0162400301	359544001 RALO PLUVIA SERIE 7 P/CAL.MET.	220.50

**RALOS DE COBERTURA CONVENCIONAL GEBERIT**

0162402401	359013001 RALO CONVENC.P/DRENAG.COBERT.	101.00
------------	---	--------

**TAMPOES PEAD GEBERIT****TAMPOES PARA REPARAR FUIOS GEBERIT**

0162090401	853650161 TAPA FUIOS	3.70
------------	----------------------	------

**TAMPOES ROSCADOS COMPLETOS PARA LIMPEZA**

01620903110	367471161 TAPAO ROSC.COMP.P/LIMPEZA 110	9.00
-------------	---	------

**TAMPOES ROSCADOS PEAD GEBERIT**

01620902040	360750161 TAPAO ROSC.COMP.PEAD 40	3.60
01620902050	361750161 TAPAO ROSC.COMP.PEAD 50	4.10
01620902056	363750161 TAPAO ROSC.COMP.PEAD 56	4.70
01620902063	364750161 TAPAO ROSC.COMP.PEAD 63	4.90
01620902075	365750161 TAPAO ROSC.COMP.PEAD 75	6.20
01620902090	366750161 TAPAO ROSC.COMP.PEAD 90	9.40
01620902110	367750161 TAPAO ROSC.COMP.PEAD 110	10.10

**TAMPOES SOLDAR PEAD GEBERIT**

01620901032	379812161 TAPPA P/SOLDAR PEAD 32	0.40
01620901040	360812161 TAPPA P/SOLDAR PEAD 40	0.50
01620901050	361812161 TAPPA P/SOLDAR PEAD 50	0.60
01620901075	365812161 TAPPA P/SOLDAR PEAD 75	1.40
01620901110	367812161 TAPPA P/SOLDAR PEAD 110	1.70

**TES C/BOCA LIMPEZA P****BOCA LIMPEZA 90.C/TAMPA GEBERIT PE**

01620604063	364451161 BOCA LIMPEZA 90. C/ TAMPA 63	12.90
-------------	--	-------

**TES BOCA LIMPEZA OVAL GEBERIT**

01620602160	369454161 TE C/BOCA LIMPEZA OVAL 160	171.90
01620602200	370454161 TE C/BOCA LIMPEZA OVAL 200	308.80
01620602250	371454161 TE C/BOCA LIMPEZA OVAL 250	413.50
01620602315	372454161 TE C/BOCA LIMPEZA OVAL 315	520.80

**TES C/BOCA LIMPEZA 45° PEAD GEBERIT**

01620603110	367453161 TE BOCA LIMPEZA 45° 110/110	21.50
01620603125110	368453161 TE BOCA LIMPEZA 45° 125/110	29.80
01620603160110	369453161 TE BOCA LIMPEZA 45° 160/110	53.10

**TES C/BOCA LIMPEZA 90° PEAD GEBERIT**

01620601075075	365451161 TE BOCA LIMPEZ.90.PEAD 75/75	13.70
01620601090090	366451161 TE BOCA LIMPEZ.90.PEAD 90/90	19.00
01620601110110	367451161 TE BOCA LIMPEZ.90.PEAD 110/110	21.20
01620601125110	368451161 TE BOCA LIMPEZ.90.PEAD 125/110	26.00
01620601160110	369451161 TE BOCA LIMPEZ.90.PEAD 160/110	46.40

**TUBO PEAD - SISTEMA****TUBOS PEAD - PN4 GEBERIT**

01620102200	370050160 TUBO GEBERIT PEAD PN4 200 MM	22.00
01620102250	371050160 TUBO GEBERIT PEAD PN4 250 MM	41.10
01620102315	372050160 TUBO GEBERIT PEAD PN4 315 MM	60.20

**TUBOS POLIET.ALTA DEN.TEMP.GEBERIT PEAD**

01620101040	360000160 TUBO GEBERIT PEAD 40 MM	2.00
01620101050	361000160 TUBO GEBERIT PEAD 50 MM	2.30
01620101056	363000160 TUBO GEBERIT PEAD 56 MM	2.60
01620101063	364000160 TUBO GEBERIT PEAD 63 MM	3.10



01620101075	365000160 TUBO GEBERIT PEAD 75 MM	3.50
01620101090	366000160 TUBO GEBERIT PEAD 90 MM	4.80
01620101110	367000160 TUBO GEBERIT PEAD 110 MM	7.30
01620101125	368000160 TUBO GEBERIT PEAD 125 MM	9.30
01620101160	369000160 TUBO GEBERIT PEAD 160 MM	14.40
01620101200	370000160 TUBO GEBERIT PEAD 200 MM	19.10
01620101250	371000160 TUBO GEBERIT PEAD 250 MM	33.60
01620101315	372000160 TUBO GEBERIT PEAD 315 MM	53.60

**TUBOS DESCARGA GEBER****TUBOS DESCARGA GEBERIT PE, COM GOLA**

01621101090	366887161 TUBO DESCARGA GEB.PE C/GOLA 90	16.60
-------------	--	-------

**UNIOES PEAD GEBERIT****UNIOES ELECTROSOLDADURA PEAD GEBERIT**

01620801040	360771161 UNIAO ELECTROS.PEAD 40	2.20
01620801050	361771161 UNIAO ELECTROS.PEAD 50	2.60
01620801056	363771161 UNIAO ELECTROS.PEAD 56	3.50
01620801063	364771161 UNIAO ELECTROS.PEAD 63	3.70
01620801075	365771161 UNIAO ELECTROS.PEAD 75	3.90
01620801090	366771161 UNIAO ELECTROS.PEAD 90	4.10
01620801110	367771161 UNIAO ELECTROS.PEAD 110	4.70
01620801125	368771161 UNIAO ELECTROS.PEAD 125	6.50
01620801135	312771161 UNIAO ELECTROS.PEAD 135	6.85
01620801160	369771161 UNIAO ELECTROS.PEAD 160	8.90

**UNIOES ELECTROTERMICA PEAD GEBERIT**

01620802200	370775161 UNIAO ELECTROTERMICA 200MM	75.60
01620802250	371775161 UNIAO ELECTROTERMICA 250MM	91.70
01620802315	372775161 UNIAO ELECTROTERMICA 315MM	149.70

**VAROES ROSCADOS M10****VAROES ROSCADOS M10 PLUVIA**

01624701001	362836001 VARAO ROSCADO M10	1.95
-------------	-----------------------------	------

**VEDANTES DE BORRACHA****ADAPTADORES DE FLANGES GEBERIT PE**

01621704125	368744161 ADAPTADOR FLANGE PE 125	16.20
-------------	-----------------------------------	-------

**FLANGES CEGAS PE GEBERIT**

01621702200	370748001 FLANGE CEGA GEBERIT PE 200	72.50
-------------	--------------------------------------	-------

**FLANGES PE EM AÇO GEBERIT**

01621703125	368745001 FLANGE SOLTA GEBERIT PE 125	24.40
01621703200	370745001 FLANGE SOLTA GEBERIT PE 200	43.80

**SISTEMAS SANITÁRIOS GEBERIT****ACESSORIOS COMPLEMEN****CURVAS S GEBERIT**

0161230703	250005001 CONJUNTO DE LIGAÇÕES FLEX.	56.00
0161230704	388351291 CURVA S GEBERIT 90/110	35.70
0161230705	388353291 CURVA GEBERIT 90	20.30

**AUTOCLISMO DE EXTERI****AUTOCLISMO DE EXTERIOR**

0161180104	140300111 AUTOCLI.SUSPENS.GEBERIT 140 BR	81.26
------------	--	-------

**AUTOCLISMO EXTERIORES C/2 DESCARGAS GEB**

0161180301	136430111 AUTOCLISMO EXTERIOR 2 DESC.BR	31.90
0161180303	136613111 AUTOCLISMO EXT.110 1 DESC.BR	21.30
0161180304	136530111 AUTOCLISMO EXT.AP117 2 DESC.BR	42.50

**AUTOCLISMO DE INTERI****ACESSORIOS P/AUTOCLIMOS INTERIOR**

01611602001	118026111 TUBO LIG.SANITA P/AUTOC.INT.BR	12.30
01611602002	118026211 TUBO LIG.SANITA P/AUTOC.INT.CR	20.20
01611602010	118006111 CURVA DESC.90.MONT.BAIXA 50MM	12.30



**AUTOCLISMO DE INTERIOR**

0161160105	109790001 AUTOCLISMO INT.SIGMA UP720 8CM	119.80
------------	--	--------

**COMANDOS DE DESCARGA****ACESSORIOS COMPLEMENTARES**

01610231001	243971001 FONTE ALIMENT.ELECT.DUOFRESH	45.00
01610231002	244120001 CAIXA DERIVACAO GEBERIT	15.00
01610231003	244184001 DUOFRESH STICKS GEBERIT	3.80
0161023101	243168001 CONJUNTO DE INSTALAÇÃO	9.20

**COMANDOS PNEUMATICOS GEBERIT**

0161022501	115993001 HYTOUCH COM.PNEUM.PE 1 VOL UP7	69.11
------------	--	-------

**PLACA COMANDO DESCARGA OMEGA60 GEBERIT**

0161023601	115081GH1 PLACA DESC.OMEGA60 CROM./ESCOV.	326.00
------------	---	--------

**PLACAS COMANDO DELTA 11**

0161022601	115120211 PLACA COMANDO DELTA 11 CRBRIL	43.50
------------	---	-------

**PLACAS COMANDO DELTA 20 P/UP100 GEBERIT**

0161021301	115100111 PLACA COMANDO DELTA 20 BRAN.	14.50
0161021303	115100461 PLACA COMANDO DELTA 20 CRMT	28.30

**PLACAS COMANDO DELTA 50 P/UP100 GEBERIT**

0161021801	115135111 PLACA COMANDO DELTA50 BR	26.04
------------	------------------------------------	-------

**PLACAS COMANDO DESC.METALICA "TANGO"**

01610205001	115760111 PLACA COM.TANGO METAL.BR.	105.75
01610205002	115760211 PLACA COM.TANGO METAL.CRBRIL	105.75

**PLACAS COMANDO DESCARGA C/INTER.HIGHLINE**

0161022201	115151001 PLACA COM.DESC.HIGHLINE INOX E	135.70
------------	--	--------

**PLACAS COMANDO DESCARGA METALICA "TWIST"**

01610203001	115780111 PLACA COM.TWIST METALICO BR.	106.93
01610203003	115780461 PLACA COM.TWIST METALICO CRMAT	95.49
01610203007	115888461 PLACA COM.TWINLINE CR/MAT	51.30

**PLACAS COMANDO DESCARGA OMEGA 20 GEBERIT**

0161023401	115085KH1 PLACA DESC.OMEGA20 CBR/CRM/CRB	115.20
0161023402	115085KJ1 PLACA DESC.OMEGA20 BR/CRBRI/BR	84.80
0161023403	115085KN1 PLACA DESC.OMEGA20 CRM/CRB/CRM	115.20
0161023404	115085KL1 PLACA DESC.OMEGA20 BR/CRB/BR	94.30
0161023405	115085KM1 PLACA DESC.OMEGA20 PRT/CRB/PRT	94.30

**PLACAS COMANDO DESCARGA OMEGA 30 GEBERIT**

0161023501	115080KJ1 PLACA DESC.OMEGA 30 BR/CR/BR	83.70
0161023505	115080KH1 PLACA DESC.OMEGA 30 CR/CRMT/CR	113.60
0161023506	115080KN1 PLACA DESC.OMEGA 30 CMT/CR/CMT	113.60

**PLACAS COMANDO DESCARGA SIGMA 10 GEBERIT**

0161022101	115787SN5 PLACA COM.DESC.SIGMA10 ANT.INO	132.50
0161022102	115758KN1 PLACA COMANDO SIGMA 10 CRM/CRB	65.58
0161022103	115758KJ5 PLACA COM.SIGMA 10 BR/CRB/BR	55.30
0161022104	115758KH5 PLACA COMANDO SIGMA 10 CRM/BRI	79.80
0161022105	115758KN5 PLACA COMANDO SIGMA 10 CRM/CRB	79.80
0161022106	115758KM5 PLACA COMANDO SIGMA 10 CRM/CRB	68.40
0161022107	115758SN5 PLACA COMANDO SIGMA10 ESCV/POL	120.40

**PLACAS COMANDO DESCARGA SIGMA 21 MET.CR.**

0161023805	115884S11 PLACA DESC.SIGMA 21 DESC.DUP.	190.60
------------	---	--------

**PLACAS COMANDO DESCARGA SIGMA01 GEBERIT**

0161022302	115770115 PLACA COM.DESC.SIGMA01 BRANCA	43.70
0161022303	115770215 PLACA COM.DESC.SIGMA01 CRBR	64.40
0161022304	115770465 PLACA COM.DESC.SIGMA01 CRMAT	64.40
0161022305	115770KA5 PLACA COM.SIGMA01 BRILH./MAT	64.40
0161022307	115770DW5 PLACA COM.DESC.SIGMA01 RAL9005	53.00
0161022308	115770DT5 PLACA COM.DESC.SIGMA01 LATAO	192.30
0161022309	115770JQ5 PLACA COM.DESC.SIGMA01 CRMATE PINT	73.10



**PLACAS COMANDO FRONTAL**

0161020703	115222461 PLACA COM.DESC.200F CR.MATE	49.10
------------	---------------------------------------	-------

**PLACAS COMANDO KAPPA 50 P/UP200 GEBERIT**

0161021501	115258001 PLACA COMANDO KAPPA 50 A.INOX	111.40
0161021503	115260211 PLACA COMANDO KAPPA 50 CR/BRILHO	115.80

**PLACAS COMANDO SIGMA 30/40 GEBERIT**

01610224001	115600KQ1 PLACA COMANDO SIGMA40 BR/ALUM	246.10
01610224019	115883141 PLACA COMANDO SIGMA30 PRETO/MT	108.40
01610224020	115883KM1 PLACA COMANDO SIGMA30 PRETO/CR	79.90
01610224021	115883KN1 PLACA COM.SIGMA30 CR MAT/CR	89.80
01610224022	115883KH1 PLACA COMANDO SIGMA30 CRMT/CR	89.80
01610224023	115883KK1 PLACA COMANDO SIGMA30 BR/DR/BR	79.90
01610224024	115883KJ1 PLACA COMANDO SIGMA30 BR/CR/B	66.30
01610224025	115883JQ1 PLACA COM.SIGMA30 CRMATE PINT	118.10
01610224026	115893KY1 PLACA COM.SIGMA30 CRB/CRE/CRB	150.10
01610224049	115620001 PLACA COMANDO SIGMA 70 PERSON.	235.00
01610224050	115620FW1 PLACA COMANDO SIGMA 70 INOX	300.00
01610224051	115620S11 PLACA COMANDO SIGMA70 VIDRO BR	260.00
01610224052	115620SJ1 PLACA COMANDO SIGMA70 VIDRO PR	260.00

**PLACAS COMANDO SIGMA 70 DUPLA DESCARGA**

01610229001	115050211 MODULO GEBERIT DUOFRESH	254.40
01610229002	115050BZ1 MODULO GEBERIT DUOFRESH	248.70
0161022903	115625S11 PLACA SIGMA70 VIDRO BR. 8 CM	263.80

**PLACAS COMANDO SIGMA20 GEBERIT**

01610216001	115882KH1 PLACA COMAMDO SIGMA 20 CRB/CRM	77.20
01610216002	115882KJ1 PLACA COMAMDO SIGMA 20 BR/CR.B	53.60
01610216004	115882KK1 PLACA COMAMDO SIGMA 20 BR/DR/B	66.00
01610216005	115882KM1 PLACA COMAMDO SIGMA 20 PRT/CR	66.00
01610216006	115882KN1 PLACA COMAM.SIGMA20 MT/CRBR/MT	77.20
01610216007	115882SN1 PLACA COMAM.SIGMA20 INOX ESCOV	116.20
01610216008	115889SN1 PLACA COMAM.SIGMA20 INOX ANTIV	132.50
01610216009	115882JQ1 PLACA COM.SIGMA 20 MT/CRB/MT	105.50

**PLACAS COMANDO SIGMA50/60 GEBERIT**

01610217001	115788112 PLACA SIGMA 50 COR METAL CR/BR	152.50
01610217010	115788SQ2 PLACA COMAM.SIGMA 50 ZN/VIDRO	196.60
01610217011	115640SJ1 PLACA COM.SIGMA 60 VIDRO PERTO	309.00
01610217012	115640GH1 PLACA COM.SIGMA 60 CROM/ESC	302.60
01610217021	115788DW2 PLACA COMAM.SIGMA 50 PRET.9005	152.50

**PLACAS DESC.SIGMA 50 METAL LATAO**

0161024002	115672112 PLACA SIGMA 50 DESC.DUP.COR METAL LAT/BR	330.20
------------	--	--------

**CONJ.LIGACAO GEBERIT****CONJ.INST.P/SIST.DESC.URINOL ELECT.GEBER**

01612101001	116001001 CONJ.SIST.DESC.URINOL ELECT.GE	65.60
01612101002	116005001 CONJ.SIST.DESC.URINOL C/TUBO	83.80

**DUOFIX****ACESSÓRIOS DE FIXAÇÃO /DUOFIX**

01610310002	111013001 CONJ.FIXAÇÃO PARED.DUOFIXBASIC	13.70
-------------	--	-------

**ESTRUTURAS DUOFIX BANHEIRA GEBERIT**

0161030604	111753001 ESTRUT.DUOFIX SANITA SUSP.H112	227.80
0161030605	111003001 ESTRUT.DUOFIX SANITA SUSP.H82	250.00
0161030606	111791001 ESTRUT.DUOFIX SANIT.SUSP.H114	250.00

**ESTRUTURAS DUOFIX BIDE/ URINOL**

01610302008	111535001 ESTRUTURA DUOFIX BIDE 98CM	194.20
01610302009	111537001 ESTRUTURA DUOFIX BIDE 82CM	163.80
01610302010	111512002 ESTRUTURA DUOFIX BIDE 112CM	163.80
01610302015	111616001 ESTRUT.DUOFIX URINOL 112-130CM	224.00

**ESTRUTURAS DUOFIX LAVATORIO**



01610303001	111485001 ESTRUT.DUOFIX LAVAT.82/88	99.75
01610303004	111432001 ESTRUT.DUOFIX LAVAT.ALT.112 CM	105.80
<b>ESTRUTURAS DUOFIX SANITA</b>		
0161030101	111374005 ESTR.DUOFIX SANIT.UP320 DESC.F	220.00
<b>SISTEMA GEBERIT DUOFIX</b>		
0161030501	111815001 KIT FIXAÇÃO DUOFIX	16.80
<b>KOMBIFIX E ACESS.P/L</b>		
<b>ACESSORIOS P/KOMBIFIX BIDE</b>		
0161012403	240189001 PARAFUSOS P/KOMBIFIX BIDE	3.50
0161012404	240622001 VAL.DESCARGA KOMBIFIX ANTIGO	10.00
0161012405	150765211 VALV.BANHEIRA PUSHCONTROL 52	65.60
0161012406	150713211 VALVULA BANHEIRA CROMADO BRILH	137.50
0161012407	150824211 VALV.COMP.BANHEI.d52 23CMCRBRI	34.10
0161012408	150766211 VALVULA BANHEIRA CROM.BRILH.	83.90
<b>ACESSORIOS P/KOMBIFIX URINOL</b>		
0161012303	240973001 VALV.SOLEN.P/SIST.DESC.URI.	149.40
<b>BLOCO PROTECÇÃO P/KOMBIFIX</b>		
0161012201	240931001 BLOCO PROT.P/KOMBIFIX	7.30
0161012204	240512001 PLACA INTERIOR P/PLACA COM.	6.20
0161012206	240930001 PLACA INT.P/PLACA COM.(NOVO)	5.00
0161012248	362771001 ORING P/KOMBIFIX 48	1.60
<b>CONJUNTO DE LIGAÇÃO SANITA SUSPENSA</b>		
0161010901	152426461 CONJ.LIG.SANITA SUSPENSA	12.80
0161010902	152441461 KIT DE LIG.GEBERIT SUSPENSA	27.80
0161010903	152170161 EXTENCAO TUBO DESCARGA GEBERIT	8.60
0161010904	405116001 KIT LIGACAO P/SANITA SUSP.	58.50
<b>CURVA ESGOTO 90. P/SANITA SUSPENSA PEAD</b>		
0161011303	366925161 CURVA ESG.90G P/S.SUSP.PEAD 90	13.90
<b>KOMBIFIX STAND.SANITA S/PLACA ACUSTICA</b>		
01610101003	110374005 KOMBIFIX SANITA S/PL.ACUS.H108	180.00
<b>KOMBIFIX P/BIDE SUSP.GEBERIT</b>		
01610104002	457893001 KOMBIFIX P/BIDE S/PATERES	85.72
01610104004	457608005 KOMBIFIX P/BIDE SUSP.8CM	88.10
<b>KOMBIFIX P/DUCHE C/SIFAO PARED.</b>		
0161010202	457536001 ESTRUT.KOMBIFIX DUCHE SIF.PARE	267.90
<b>KOMBIFIX P/LAVATORIO SUSP.GEBRIT</b>		
01610105001	457430001 KOMBIFIX P/LAVAT.C/PAT.1/2	92.87
<b>KOMBIFIX P/URINOL SUSP.GEBERIT</b>		
01610106001	457685001 KOMBIFIX P/URINOL GEBERIT	194.80
01610106002	457611001 KOMBIFIX P/URINOL SUSPH109-127	194.80
<b>KOMBIFIX UNICA P/SANITA DESC.FRONTAL</b>		
01610107011	110793001 KOMBIFIX SANIT.SUSP.H109 SIG.8	185.00
01610107015	110001001 KOMBIFIX SANIT.SUSP.H82 12CM	210.00
01610107016	110011001 KOMBIFIX SANIT.SUSP.H98 OMEGA 12CM	210.00
<b>PES DE SUPORTE KOMBIFIX</b>		
0161012101	457872261 PES SUPORTE KOMBIFIX GEB.(PAR)	28.90
<b>PLACA DE PROT.ACUSTICA P/SANITA E BIDE</b>		
0161012001	156050001 PLACA PROT.ACUST.P/SANITA/BIDE	7.60
<b>TUBO DE LIGAÇÃO C/EMBOQUE</b>		
0161011201	152434161 TUBO LIGAÇÃO C/EMBOQUE	6.60
<b>VEDANTES DE BORRACHA OU EMBOQUE</b>		
01610108046032	152495001 EMBOQUE 46/32	1.50
01610108050032	152682001 VEDANTE BORR./EMBOQ.44/32	1.40
01610108050040	152796001 VEDANTE BORR./EMBOQ.50/40	1.40
01610108056040	152690001 VEDANTE BORR./EMBOQ.56/40	2.00
01610108063050	152693001 VEDANTE BORR./EMBOQ.63/50	2.20



**MECANISMOS / GEBERIT****VALVULAS DE ENHUMENTO P/AUTOLISMOS EXTER**

0161190501	281000001 IMPULS380 VALV.ENCH.P/AUT.EXT.	17.30
------------	--	-------

**MECANISMOS P/CISTERN****ACESSORIOS P/VALVULA UNIFILL**

0161170802	242313001 DIAFRAGMA P/VALV.ENCHIM.380	1.60
------------	---------------------------------------	------

**VALVULA DE DESCARGA**

0161170202	136916211 VALVULA DESC.2 VOL.TIPO 240	17.00
------------	---------------------------------------	-------

**VALVULAS DE ENCHIMENTO GEBERIT**

0161170602	136737001 VALVULA ENCHIM.INF.TIPO 340	9.20
0161170603	136736003 VALVULA ENCHIM.LAT.TIPO 333	7.00

**MONOLITH MOD.SANIT.P****ACESSORIOS COMPLEMENTARES**

0161220601	388352291 KIT LIG.GEB.P/SANITA SUSP.5CM	13.20
------------	---	-------

**PECAS SUBSTITUICAO****PEÇAS DE SUBSTITUIÇÃO P/KOMBIFIX GEBERIT**

0161300101	816418001 MEMBRANA DE DESCARGA 123.010	1.60
0161300107	242036001 ELECTROV.P/TORN. ELECTR.MOD.NO	128.00
01613001070	242037001 CORPO TORN. ELECTR.MOD.ACTUAL	113.00
0161300111	240523001 VALVULA ELECTROMAGNET.P/115802	101.60
01613001110	216599001 VALVULA DE CORTE ESQUADRIA	8.70
0161300115	240282001 MEMBRANA P/VALV.DESC.KOMBIFIX	2.00
0161300116	854731001 MEMBRANA PEDAL PNEUMATICO	5.90
0161300118	152942111 SIFAO P/URINOL TARO 50 GEBERIT	32.80
0161300119	KIT PARAF.P/FIXAR KOMBIFIX 457.893.00.1	33.61
0161300120	241290001 VALVULA DESCARGA P/109763001	15.20
0161300122	241291001 MEMBRANA DESCARGA 110763001	1.60
01613001221	241982001 BICHA P/UP100 GEBERIT	8.00
01613001222	240069001 BICHA LIGAC.REFORÇADA GEBERIT	12.80
0161300123	152691001 VEDANTE BORRACHA/EMBOQUE 63/32	3.82
01613001230	240871001 VEDANTE GEBERIT	2.60
01613001241906	241906001 OTICA IV GEBERIT P/PLACA S.50	12.80
01613001241941	241941001 SENSOR ELECTRONICO GEBERIT	182.00
0161300126	241829001 BLOCO SUPORTE UP320	7.30
0161300129	240923001 CLIP P/VALVULA GEBERIT	3.50
0161300130	240803001 VALV.SOLENOID.24V P/SIST.DESC.	77.60
0161300132	241465001 CONJ.PARAFUSOS P/DELTA 20	12.20
0161300134	242414001 VALV.CORTE 1/2 COMPL.P/UP720	7.30
0161300142	241349001 BLOCO UP 100 DELTA 12	7.91
0161300144	241859001 SEDE VALVULA DESC.P/ UP320 GEB	5.90
01613001441	241854001 BICHA LIGACAO REFORCADA P/UP	15.20
0161300145	241348001 TAMPA PROT.P/AUT.DELTA 12CM	6.10
01613001450	241343001 PLACA PROTEÇÃO GEBERIT P/DELTA	6.20
01613001451	241319211 PLACA DESC.SAMBA P/SIST.URINOL	64.80
01613001461	242274001 ARO DE FIXAÇÃO P/PLACA DELTA	21.40
0161300148	241868001 MEMBRANA GEBERIT	1.60
0161300149	240637001 VALVULA DESC.2VOL.P/KAPPA 15CM	21.90
0161300150	240206001 PLACA PROTECAO KAPPA 15CM	7.30
01613001510	240533001 BLOCO APOIO KAPPA 15CM	10.00
0161300153	240269001 TORNEIRA CORTE P/SIGMAE KAPPA	15.20
01613001550	241873001 ARO MONTAGEM P/PLACAS COMANDO	21.90
0161300157	241286001 CLIP DE FIXACAOP/VALV.ENCHIM.	3.50
01613001580	213500001 PARAFUSO P/PLACA COMANDO GEB.	3.50
0161300160	241858001 VALV.DESC.2 DESC.COMP.SIG.12CM	11.50
0161300165	240519001 VALV.PNEUMATICA DESC.URINOL	101.20
01613001650	240035001 REGUL.CAUDAL P/SIST.URINOL GEB	40.00
01613001651	240517001 REGUL.CAUDAL P/SIST.URINOL GEB	40.00
0161300166	241946001 VALVULA SOLENOIDE GEBERIT	75.70



0161300167	241167001 CONJ.CLIPES P/VALVULA DESCARGA	7.30
0161300168	240510001 BLOCO SUPORTE GEBERIT	10.00
0161300170	241670001 BICO LIGA.P/VALV.ENCHIM.T.380	9.60
01613001701	242417001 BLOCO APOIO GEBERIT P/SIGMA 8	7.30
01613001702	242418001 PLACA PROTEÇÃO GEBERIT P/SIGMA	6.20
0161300171	243176001 BICHA REFOR.AUTOC.INT.SIGMA 8	16.70
01613001710	243344001 BLOCO APOIO P/AUT.INT.SIGMA 8	7.30
01613001711	243279001 CLIPE FIXA.P/VALV.ENCHIM.T.380	3.00
01613001712	242413001 BICHA P/KOMBIFIX SIGMA 8	32.00
0161300173	240515001 KIT COMVERSAO P/AUT.INTERIOR	36.80
0161300176	131083161 TUBO DESC.PARED.P/SANITA CHAO	12.70
0161300177	241824001 PLACA PROTECAO UP320	6.20
0161300184	242370001 TUBO INTERIOR P/ELEMENTO DUCHE	10.80
0161300189	241285001 BLOCO SUPORTE UP700	7.30
0161300190	241874001 CONJ.FIXACAO PLACAS DESC.UP320	7.30
0161300191	241876001 ARO DE PLACA P/UP320	8.70
0161300192	241029001 VEIO DE MISTURADORA ALTA TEMP.	35.90
0161300193	241926GH1 PLACA DE ACESSO S.50 CROMADA	75.70
0161300195	243345001 CX PLAST.PROTEC.COMP.SIGMA 12	7.30
0161300199	241715211 TAMPAO P/VALVULA CR	12.80

**PEÇAS DE SUBSTITUIÇÃO GEBERIT**

01613002001	241149001 FONTE ELECTRICA GEBERIT	101.60
01613002002	241831001 EXTENSAO DE LIGACAO GEBERIT	43.30
01613002003	241476001 MODULO ELECT.P/SIST.DESCARGA	253.00

**URINOIS GEBERIT****SISTEMAS DE DESCARGA P/URINOIS GEBERIT**

0161261203	116025KK1 SIST.DESC.URINOL ELECT.S10 BRD	514.60
------------	--	--------

**SISTEMAS DESCAR.P/URINOIS C/ACCIONA.ELET**

0161261303	116027KM1 SIST.DESC.P/URINOL ELECT.PRT.	518.90
------------	---	--------

**VALVULAS E SIFOES /****CALHAS GEBERIT CLEANLINE20**

01612047001	154152001 CONJ.INST.CLEANLINE P/DUCH.C/S	138.20
01612047002	154150001 CONJ.INST.CLEANLINE P/DUCHE	142.50
01612047003	154450001 CALHA CLEANLINE20 P/DUCHE I/PR	197.40
01612047004	154450KS1 CALHA CLEANLINE20 P/DUCH.INOX	197.40
01612047006	154451KS1 CALHA CLEANLINE20 P/DU.INOX130	296.10

**CALHAS GEBERIT CLEANLINE60**

0161204801	154456001 CALHA CLEANLINE60 P/DUCHE PR90	246.80
0161204803	154457001 CALHA CLEANLINE60 P/DUCH.PR130	365.20

**CALHAS GEBERIT CLEANLINE60 PAV.FINOS**

01612049001	154458001 CALHA CLEANLINE60 P/DUCH.PAV.FINOS	274.80
-------------	--	--------

**CONJUNTO INST.CALHAS GEBERIT**

0161206001	154153001 CONJUNTO INST.P/CALHA DUCHE	59.30
------------	---------------------------------------	-------

**CONJUNTOS ACABAMENTO P/ESTRUT.GEBERIT**

0161203902	154335211 CONJ.ACAB.P/ESTRUT.P/DUCHE CR	67.70
0161203903	154336FW1 CONJUNTO ACABAMENTO ACO INOX	84.50
0161203904	154338001 CONJUNTO ACABAMENTO PERSONAL.	67.70
0161203925	154335111 CONJ.P/ESTRUT.DRENG.P/DUCHE BR	52.90

**KIT ACABAMENTO P/VAL.BANHEIRA GEBERIT**

0161203502	150229215 KIT ACABAM.P/VALV.BANHEIRA CR	32.10
------------	---	-------

**SIFOES ENCASTRADO P/MAQUINA DE LAVAR**

0161204304	152234111 SIFAO ENCAST.P/MAQ.LAVAR BR	9.60
01612043040	152234211 SIFAO ENCAST.P/MAQ.LAVAR 40	14.90

**VALVULAS E SIFOES GE****SIFAO PARA BASE DUCHE**

01611307001	150058001 SIFAO P/BASE DUCHE	8.24
0161130702	150552211 SIFAO P/BASE DUCHE 40 CRBR	39.90



0161130703	150684211 SIFAO P/BASE DUCHE d52 40 CRBR	20.20
0161130704	150583211 SIFAO P/BASE DUCHE d90 40 CRBR	38.70
<b>SIFOES BIDE E LAVATORIO</b>		
01611309001	151113111 SIFAO P/BIDE SUSPENSO GEBERIT	7.90
01611309004	151120211 SIFAO EMBUTIR P/LAVATORIO CRBR	57.90
01611309005	151120111 SIFAO EMBUTIR P/LAVATORIO BR	45.90
01611309006	152958111 SIFAO P/L.LOCA 2 CUBAS GEBERIT	20.10
<b>SIFOES CURVOS POUPA-ESPACO GEBERIT</b>		
01611317040	151470111 SIFAO CURVO POUPA-ESPACO 40	17.60
<b>SIFOES P/LAVA LOIÇA</b>		
01611312008	152819111 SIFAO P/LAVA LOIÇA 1 CUBAS+LIG	12.00
0161131203	152957111 SIFAO P/LAVA LOICA	12.00
<b>SIFOES P/LAVATORIO</b>		
01611315032C	151034211 SIFAO P/LAVATORIO 32 CROM.BRIL	28.80
01611315040C	151035211 SIFAO P/LAVATORIO 40 CROM.BRIL	28.80
<b>SIFOES P/URINOL</b>		
0161131404	152950111 CONJ.SIFAO URINOL BRANCO	16.10
<b>TAMPAO PARA BASE DUCHE</b>		
0161130803	150275211 TAMPAO P/SIFAO CR BR.150670000	10.65
<b>VALVULA P/BANHEIRA</b>		
0161130161	241935001 VALV.PNEUMATIC.GEBERIT URINOL	85.20
0161130163	241937001 BOTAO PNEUM.GEBERIT C/ARO FIX.	33.50
<b>VALVULAS BOIADORA P/KOMBIFIX</b>		
01611310002	240705001 VALV.BOIADORA UNIFILL	25.10
01611310003	240921001 LIGAÇÃO MALHA AÇO	10.00
01611310004	240501001 VALV.DESCAR.2V C/TUBO P/FIXA.	21.00
01611310006	240710001 TUBO LIGACAO P/VALV.ENCHIM.380	8.70
01611310009	243136001 VALV.ENCHIM.380 P/AUTOCLIS	33.10
01611310030	240506001 FIXAÇÃO P/VALV.DESCARGA	4.20
<b>VALVULAS P/BASE DUCHE</b>		
01611313040	150152001 VALV.P/BASE DUCHE C/CURVA 40	17.63
<b>WC PUBLICAS</b>		
<b>CAIXAS C/CONJ.MONT.UNIV.P/SIST.DESC.URIN</b>		
01610801002	240531001 TRANSFORMADOR P/ 115.802	57.30
01610801003	240524001 SIST.INFRA URINOL ACION.ELET.	206.90
<b>PLACAS E COMANDO DESCARGA</b>		
0161080401	116043111 COMANDO PNEUMATICO	53.00
0161080402	116042211 PLACA DE COMANDO	61.10
<b>SIST.DESC.GEBERIT P/URINOL ELECT.SIGMA01</b>		
0161081501	116021115 SIST.DESC.URIN.ELET.SIGMA01 BR	456.10
0161081504	116021465 SIST.DESC.URIN.SIGMA01 CRMAT	456.10
<b>SIST.DESC.URINOL ECTRONICO SIGMA50</b>		
0161081001	116026GH1 SIST.DESCARGA P/URINOL SIGMA50	608.10
<b>SIST.DESC.URINOL PNEUMATICO SIGMA10</b>		
0161081401	116015KH1 SIST.DESC.URINOL SIGMA10 CB/CM	159.20
0161081402	116015KJ1 SIST.DESC.URINOL SIGMA10 BR/CR	159.20
0161081403	116015SN1 PLACA DESC. PNEUMT SERIE 10	162.80
<b>SIST.DESC.URINOL SAMBA PNEUMATICO</b>		
0161081101	115819111 SIST.DESC.URI.SAMBA PNEU.BR	98.00
01610811020	116011115 SIST.DESC.URI.SIGMA01 PNEU.BR	124.00
0161081103	116011215 SIST.DESC.URI.SIGMA01 PNEU.CRB	124.00
01610811030	116011465 SIST.DESC.URI.SIGMA01 PNEU.CRM	124.00
0161081105	115819461 SIST.DESC.URINOL SAMBA PNEU.MA	113.30
<b>TORNEIRAS GEBERIT PARA WC PUBLICAS</b>		
0161082501	115721211 TORN.PNEUM.MISTUR.CRBRIL.GEBER	295.00
0161082502	115720211 TORN.PNEUM.S/MIST.CRBRIL.GEBER	257.40



**TUBO LIGAÇÃO C/EMBOQUE P/URINOL**

0161081801	152489161 TUBO LIG.P/DESCARGA URINOL 32	7.50
------------	---	------

**TUBOS DE LIGAÇÃO GEBERIT**

0161081901	119703161 TUBO DESCARGA P/URINOL	31.30
0161081902	119611161 TUBO DESCARGA ENCASTRAVEL	76.10

**TUBOS P/DESCARGA DE URINOL, ENCASTRADO**

0161081701	119704161 TUBO P/DESC.URINOL ENCASTR.	18.80
------------	---------------------------------------	-------

**SUPORTES/CAIXAS/CONTADOR./BATERIA P****ACESS.P/CONTADORES****ACESSÓRIOS DE CONTADOR**

0105040101	CHAVE TRIANGULAR P/CONTADOR AGUA	1.20
0105040102	DOBRADIÇA P/CCG	2.43
01050401020025	JUNÇÃO SIMPLES CASQ.+PORCA 1/2 X3/4	1.68
01050401025032	JUNÇÃO SIMPLES CASQ.+PORCA 3/4X1	2.82
0105040103	FECHADURA C/CHAVE P/CCG-CCH-V-CCG2-CCA2	1.50

**BATERIAS E ACESS.P/C****ACESSÓRIOS PARA BATERIAS GATELL**

0105101000601	PLACA IDENTIFI.GATELL BH006 4-2 A 21-3	11.80
0105101000602	PLACA IDENTIFI.GATELL BH006 16-2 A 45-3	15.60
01051010007	FLANGE CEGA P/BATERIA GATELL BH007	4.98
01051010008	PIPA STD GALVANIZADA BH008	87.40

**ACESSÓRIOS P/VALVULAS GATELL "BAHISA"**

01051017009001	FLANGE DIN 2573 GATELL BH009 11/2	17.05
01051017009003	FLANGE DIN 2573 GATELL BH009 21/2	23.66
01051017009004	FLANGE DIN 2573 GATELL BH009 3	28.20
0105101701402	LIGAÇÃO FLEXIVEL M/F BH014 L-500-3/4	12.58
0105101701403	LIGAÇÃO FLEXIVEL M/F BH014 L-500-1	21.50
01051017025	LIGAÇÃO FLEXIVEL M/F L-500-3/4	10.27
01051017025600	LIGAÇÃO FLEXIVEL M/F L-600-3/4	11.42
01051017032	LIGAÇÃO FLEXIVEL M/F L-500-1	15.00
01051017032600	LIGAÇÃO FLEXIVEL M/F L-600-1	15.09
01051017401001	PORCA P/VALV.GATELL BH401 DN15/LL13-1/2	2.57
01051017401002	PORCA P/VALV.GATELL BH401 DN15/LL13-LL13	2.55
01051017401003	PORCA P/VALV.GATELL BH401 DN15/LL13-3/4	2.46
01051017401004	PORCA P/VALV.GATELL BH401 DN15/LL13-7/8	2.73
01051017401005	PORCA P/VALV.GATELL BH401 DN15/LL13-1	3.14
01051017401006	PORCA P/VALV.GATELL BH401 DN20/1- LL13	2.98
01051017401007	PORCA P/VALV.GATELL BH401 DN20/1- 3/4	2.90
01051017401008	PORCA P/VALV.GATELL BH401 DN20/1- 7/8	2.83
01051017401009	PORCA P/VALV.GATELL BH401 DN20/1-1	3.00
01051017401010	PORCA P/VALV.GATELL BH401 DN20/1- 11/4	5.25
01051017406	VEDANTE P/VALVULA GATELL BH406 15/20	0.40
01051017408015	PURGA P/ VALVULA SAIDA GATELL BH408 DN15	6.35
01051017411015	CHAVE AMERICANA BH411 DN15	SobConsulta

**BATERIAS GATELL GALVANIZADA REF.BH001**

01051001010402	BATERIA GALVANIZ.4-2 -2 GATELL BH001	149.67
01051001010602	BATERIA GALVANIZ.6-2 -2 GATELL BH001	163.73
01051001010603	BATERIA GALVANIZ.6-3 -2 GATELL BH001	216.76
01051001010802	BATERIA GALVANIZ.8-2 -21/2 GATELL BH001	229.89
01051001010903	BATERIA GALVANIZ.9-3 -21/2 GATELL BH001	302.11
01051001011002	BATERIA GALVANIZ.10-2 -21/2 GATELL BH001	251.88
01051001011202	BATERIA GALVANIZ.12-2 -21/2 GATELL BH001	269.36
01051001011203	BATERIA GALVANIZ.12-3 -21/2 GATELL BH001	300.80
01051001011402	BATERIA GALVANIZ.14-2 -21/2 GATELL BH001	287.24
01051001011503	BATERIA GALVANIZ.15-3 -21/2 GATELL BH001	333.01
01051001011602	BATERIA GALVANIZ.16-2 -21/2 GATELL BH001	297.67
01051001011802	BATERIA GALVANIZ.18-2 -21/2 GATELL BH001	347.20
01051001011803	BATERIA GALVANIZ.18-3 -21/2 GATELL BH001	366.82



01051001012002	BATERIA GALVANIZ.20-2 -21/2 GATELL BH001	348.08
01051001012103	BATERIA GALVANIZ.21-3 -21/2 GATELL BH001	420.05
01051001012202	BATERIA GALVANIZ.22-2 -21/2 GATELL BH001	422.71
01051001012402	BATERIA GALVANIZ.24-2 -21/2 GATELL BH001	417.79
01051001012403	BATERIA GALVANIZ.24-3 -21/2 GATELL BH001	434.61
01051001012602	BATERIA GALVANIZ.26-2 -21/2 GATELL BH001	455.95
01051001012703	BATERIA GALVANIZ.27-3 -21/2 GATELL BH001	504.88
01051001012802	BATERIA GALVANIZ.28-2 -21/2 GATELL BH001	443.11
01051001013002	BATERIA GALVANIZ.30-2 -21/2 GATELL BH001	450.72
01051001013003	BATERIA GALVANIZ.30-3 -21/2 GATELL BH001	548.19
01051001013303	BATERIA GALVANIZ.33-3 -21/2 GATELL BH001	687.14
01051001013603	BATERIA GALVANIZ.36-3 -21/2 GATELL BH001	690.39
01051001013903	BATERIA GALVANIZ.39-3 -21/2 GATELL BH001	781.87
01051001014203	BATERIA GALVANIZ.42-3 -21/2 GATELL BH001	827.02
01051001014503	BATERIA GALVANIZ.45-3 -21/2 GATELL BH001	820.08
0105100101S0802	BATERIA GALVANIZ.8-2 -21/2 GATELL BH001S	SobConsulta
0105100101S0903	BATERIA GALVANIZ.9-3 -21/2 GATELL BH001S	344.05
0105100101S1803	BATERIA GALVANI.18-3 -21/2 GATELL BH001S	484.14

**BATERIAS GATELL INOXIDAVEL REF.BH002**

01051002020402	BATERIA INOX 4-2 -2 GATELL BH002	256.81
01051002020602	BATERIA INOX 6-2 -2 GATELL BH002	287.64
01051002020603	BATERIA INOX 6-3 -2 GATELL BH002	366.10
01051002020802	BATERIA INOX 8-2 -21/2 GATELL BH002	336.42
01051002020903	BATERIA INOX 9-3 -21/2 GATELL BH002	418.77
01051002021002	BATERIA INOX 10-2 -21/2 GATELL BH002	363.62
01051002021202	BATERIA INOX 12-2 -21/2 GATELL BH002	397.50
01051002021203	BATERIA INOX 12-3 -21/2 GATELL BH002	477.05
01051002021402	BATERIA INOX 14-2 -21/2 GATELL BH002	423.40
01051002021503	BATERIA INOX 15-3 -21/2 GATELL BH002	494.92
01051002021602	BATERIA INOX 16-2 -21/2 GATELL BH002	458.17
01051002021802	BATERIA INOX 18-2 -21/2 GATELL BH002	498.10
01051002021803	BATERIA INOX 18-3 -21/2 GATELL BH002	618.66
01051002022002	BATERIA INOX 20-2 -21/2 GATELL BH002	529.50
01051002022103	BATERIA INOX 21-3 -21/2 GATELL BH002	591.35
01051002022202	BATERIA INOX 22-2 -21/2 GATELL BH002	653.34
01051002022402	BATERIA INOX 24-2 -21/2 GATELL BH002	651.92
01051002022403	BATERIA INOX 24-3 -21/2 GATELL BH002	632.64
01051002022602	BATERIA INOX 26-2 -21/2 GATELL BH002	690.95
01051002022703	BATERIA INOX 27-3 -21/2 GATELL BH002	805.45
01051002022802	BATERIA INOX 28-2 -21/2 GATELL BH002	730.04
01051002023002	BATERIA INOX 30-2 -21/2 GATELL BH002	769.08
01051002023003	BATERIA INOX 30-3 -21/2 GATELL BH002	731.92
01051002023303	BATERIA INOX 33-3 -21/2 GATELL BH002	1036.2
01051002023603	BATERIA INOX 36-3 -21/2 GATELL BH002	1051.1
01051002023903	BATERIA INOX 39-3 -21/2 GATELL BH002	1084.6
01051002024203	BATERIA INOX 42-3 -21/2 GATELL BH002	1138.8
01051002024503	BATERIA INOX 45-3 -21/2 GATELL BH002	1342.8
0105100202SL1503	BATERIA INOX 15-3 -21/2 GATELL BH002LS	148.16

**BATERIAS GATELL PROLIPROPILENO REF.BH003**

010510030402	BATERIA PPR 4-2 -2 GATELL BH003	139.15
010510030603	BATERIA PPR 6-3 -2 GATELL BH003	274.64
010510030802	BATERIA PPR 8-2 -21/2 GATELL BH003	185.10
010510031402	BATERIA PPR 14-2 -21/2 GATELL BH003	229.86
010510031602	BATERIA PPR 16-2 -21/2 GATELL BH003	254.93
010510031802	BATERIA PPR 18-2 -21/2 GATELL BH003	265.33
010510031803	BATERIA PPR 18-3 -21/2 GATELL BH003	312.98
010510032103	BATERIA PPR 21-3 -21/2 GATELL BH003	358.51
010510033903	BATERIA PPR 39-3 -3 GATELL BH003	580.10
01051003S0802	BATERIA PPR.8-2 -21/2 GATELL SUP.BH003S	199.90



**KIT AZUL BATERIA GALVANIZADA BH001L**

01051006200934	KIT AZUL DN20 BATERIA BH001L 9-3-21/2 -4	SobConsulta
01051006201534	KIT AZUL DN20 BATERIA BH001L 15-3-21/2-4	SobConsulta
01051006203334	KIT AZUL DN20 BATERIA BH001L 33-3-3 - 4	SobConsulta
01051006204234	KIT AZUL DN20 BATERIA BH001L 42-3-3 - 4	SobConsulta

**MINIBATERIAS GATELL BAHISA BH00403**

010510070603	MINIBATERIA BH00403 6-3 BAHISA 0109605	174.12
--------------	--	--------

**VALVULAS ENTRADA GATELL "BAHISA"**

01051012101015	VALVULA ENTRADA GATELL BH101 DN15	13.75
01051012101020	VALVULA ENTRADA GATELL BH101 DN20	20.11
01051012102015	VALVULA ENTRADA ORIENT.GATELL BH102 DN15	15.20
01051012102020	VALVULA ENTRADA ORIENT.GATELL BH102 DN20	22.37
01051012103015	VALVULA ENTRADA AUTOM.GATELL BH103 DN15	18.78
01051012103020	VALVULA ENTRADA AUTOM.GATELL BH103 DN20	23.30
01051012114020	VALV.ESF.ENTRADA ANTIFRAUDE BH114 DN20	28.04
01051012114RL020	VALV.ESF.ENT.ANTIFR.P.LOUCA BH114RL DN20	24.17

**VALVULAS SAIDA GATELL ROSCADAS "BAHISA"**

01051015201015	VALVULA SAIDA GATELL BH201 DN15	9.88
01051015201020	VALVULA SAIDA GATELL BH201 DN20	14.90
01051015203015	VALVULA SAIDA AUTOM.GATELL BH203 DN15	8.31
01051015203020	VALVULA SAIDA AUTOM.GATELL BH203 DN20	17.20
01051015213020	VALV.ESF.SAIDA ANTIRETORNO BH213 DN20	27.54

**COLECTORES DISTRIB.****COLECT.DE DISTRIBUI.P/AGUA DUPLOS 1"**

0105050405002505	COLETOR DUPLO INOX 11/2X3/4 5 SAIDAS	108.88
0105050405002507	COLETOR DUPLO INOX 11/2X3/4 7 SAIDAS	137.80
0105050405002508	COLETOR DUPLO INOX 11/2X3/4 8 SAIDAS	169.50
0105050405002512	COLETOR DUPLO INOX 11/2X3/4 12 SAIDAS	239.16
0105050405002517	COLETOR DUPLO INOX 11/2X3/4 17 SAIDAS	348.68
0105050405003204	COLETOR DUPLO INOX 11/2X1 4 SAIDAS	110.00
0105050405003205	COLETOR DUPLO INOX 11/2X1 5 SAIDAS	150.00
0105050406302504	COLETOR DUPLO INOX 2X3/4 4 SAIDAS	79.84
0105050406302507	COLETOR DUPLO INOX 2X3/4 7 SAIDAS	173.04
0105050406302508	COLETOR DUPLO INOX 2X3/4 8 SAIDAS	136.75
0105050406302509	COLETOR DUPLO INOX 2X3/4 9 SAIDAS	202.00
0105050406302511	COLETOR DUPLO INOX 2X3/4 11 SAIDAS	243.00
0105050406302512	COLETOR DUPLO INOX 2X3/4 12 SAIDAS	SobConsulta
0105050406302513	COLETOR DUPLO INOX 2X3/4 13 SAIDAS	273.56
0105050406302514	COLETOR DUPLO INOX 2X3/4 14 SAIDAS	SobConsulta
0105050406303203	COLETOR DUPLO INOX 2X1 3 SAIDAS	101.00
0105050406303207	COLETOR DUPLO INOX 2X1 7 SAIDAS	137.09
0105050406303208	COLETOR DUPLO INOX 2X1 8 SAIDAS	139.82
0105050407503213	COLETOR DUPLO INOX 21/2X1 13 SAIDAS	284.00

**COLECT.DE DISTRIBUI.P/AGUA DUPLOS 3/4"**

0105050305002503	COLETOR INOX 11/2X3/4 3 SAIDAS	127.70
0105050305002505	COLECT.AGUA INOX 11/2X3/4 C/5 SAID	127.70
0105050305002506	COLETOR AGUA SIMP INOX 11/2X3/4 6 SAID	126.00
0105050305002510	COLETOR INOX 11/2X3/4 C/10 SAID	175.10
0105050305002515	COLETOR INOX 11/2X3/4 15 SAIDAS	179.18

**COLECT.DISTRIBUI.P/AGUA SIMPLES 3/4"**

0105050106302513	COLECT.AGUA INOX SIMP.2X3/4 C/13 SAID	235.00
------------------	---------------------------------------	--------

**COLECTORES INOX DUPLOS**

0105051004	COLETOR INOX DUPLO C/4 SAIDAS	105.34
------------	-------------------------------	--------

**CONTADORES AGUA****CONTADORES AGUA FRIA ECO**

0105030601	CONTADOR AGUA FRIA ECO 1/2X3/4 6110C 05	33.50
0105030602	CONTADOR AGUA FRIA ECO 3/4X1 6120C 06	41.57





**CONTADORES AGUA HORIZONTAL**

0105030101	CONT.AGUA HORIZ.GMDX 3M3/H 1/2X3/4	62.64
01050301010	CONT.AGUA HORIZ.GMDX 5M3/H 3/4X1	77.36
0105030103	CONT.AGUA HORIZ.GMDX 7M3/H 1x11/4	138.27
0105030104	CONT.AGUA HORIZ.GMDX 12M3/H 11/4x11/2	161.27
0105030105	CONT.AGUA HORIZ.GMDX 20M3/H 11/2X2	180.11

**CONTADORES AGUA HORIZONTAL AQUADIS**

01050302025020	CONT.AGUA HORIZ.AQUADIS 1,5M3/H 3/4X1/2	67.10
01050304025020	CONT.AGUA HORIZ.AQUADIS CYBLE DN15 1,5M3/H 3/4X1/2	63.73
01050304032025	CONT.AGUA HORIZ.AQUADIS CYBLE DN20 2,5M3/H 1X3/4	69.78
01050304040032	CONT.AGUA HORIZ.AQUADIS CYBLE DN25 6,3M3/H 11/4X1	250.00
01050304050040	CONT.AGUA HORIZ.AQUADIS CYBLE DN32 6,3M3/H	260.00
01050304063050	CONT.AGUA HORIZ.AQUADIS CYBLE DN40 16M3/H 2X11/2	430.00

**CONTADORES AGUA QUENTE**

0105030701	CONTADOR AGUA QUENTE 1/2X3/4 6111C 05	34.32
0105030702	CONTADOR AGUA QUENTE 3/4X1 6121C 06	42.42

**CONTADORES AGUA SERIE INDUST.- WOLTMANN**

0105030304	CONTADOR WDE 4"/60 M37H-DN100	592.36
01050303050	CONTADOR WDE 2 /30m3/h- DN 50	305.50
01050303065	CONTADOR WDE 21/2/50m3/h- DN 65	305.95
01050303080	CONTADOR WDE 3 /80m3/h- DN 80	318.27
01050303100	CONTADOR WDE 4 /120 m3/h-DN100	396.77
01050303150	CONTADOR WDE 6 -DN150	655.00

**EMISSOR IMPULSOR P/CONTADORES**

0105030501	EMISSOR IMPULSOS 2 FIOS K=1	122.00
0105030502	EMISSOR DE IMPULSOR P/CONT.WOLTMAN	22.05

**CX/PORTAS P/CONTADO.****CAIXAS P/CONTADORES AGUA**

01050201001	PORTA P/CAIXA CCA	23.69
0105020101	CAIXA P/CONTADOR AGUA CCA	32.33
0105020102	CAIXA P/2 CONT.AGUA C/VISOR CCA2-2V	73.17
0105020103	CAIXA P/CONT.AGUA DESMONT.40X50	13.95
0105020104	CAIXA CONTADOR AGUA GRANDE 40X60 08710	12.52
0105020105	CAIXA CONTADOR AGUA PEQUENO 21 CM 08715	15.07

**CAIXAS P/TELECOMUNICAÇÕES**

0105020901	CAIXA TELECOMUNICACOES C1	37.59
0105020902	CAIXA TELECOMUNICACOES C2	62.24
0105020950	TAMPA P/CAIXA CCMT	11.00

**PORTAS C/ARO METAL.P/CONTADORES AGUA**

01050203040030	PORTA C/ARO METAL.P/CONT.AGUA 40X30	17.50
01050203040030S	PORTA METAL.P/CONT.AGUA 40X30 S/VISOR	24.92
01050203050040	PORTA C/ARO METAL.P/CONT.AGUA 50X40	19.25

**PORTAS C/ARO PLAST.P/CONTADORES AGUA**

0105020201	PORTA C/ARO PLAST.P/CONT.PEQUENO 8701	13.68
0105020202	PORTA C/ARO PLAST.P/CONT.AGUA GRD.8707-P	13.68
0105020203	PORTA P/CAIXA CONTADOR CCG S/VISOR	20.10
0105020204	PORTA P/CAIXA CONTADOR CCG2	23.90

**SUPORTES P/CONTADORE****CHAPAS P/ACESSORIOS CONTADOR AGUA**

0105010201	CHAPA P/ACCESS.CONT.AGUA 1/2X3/4	1.54
0105010202	CHAPA P/ACCESS.CONT.AGUA 3/4X1	1.85
0105010203	CHAPA P/ACCESS.CONT.AGUA 1X11/4	7.00
0105010204	CHAPA P/ACCESS.CONT.AGUA 11/4X11/2	8.00
0105010205	CHAPA P/ACCESS.CONT.AGUA 11/2X2	14.70

**PAR DE ACESSORIOS CONTADOR AGUA**

0105010101	PAR ACES.SUPORTE CONTADOR AGUA 1/2X3/4	8.00
0105010102	PAR ACES.SUPORTE CONTADOR AGUA 3/4X1	13.95



0105010103	PAR ACES.SUPOORTE CONTADOR AGUA 1X11/4	50.04
0105010104	PAR ACES.SUPOORTE CONTADOR AGUA 11/4X11/2	69.80
0105010105	PAR ACES.SUPOORTE CONTADOR AGUA 11/2X2	139.96

**TORNEIRAS DE SERIES DIVERSAS****ACESSORIOS P/SUBSTIT****ACESS.SUBST.P/TORN.POPULAR/TIPO OLIVA**

01350402003	CASTELO PASSAGEM 3/4 TIPO OLIVA	2.00
01350402004	CASTELO TORNEIRA 1/2 ESPEC.ESTRIA GROSSA	2.25

**VEDANTES BORRACHA P/TORNEIRAS**

0135040101	VEDANTE BORRACHA P/TORNEIRA 1/2	0.05
0135040102	VEDANTE BORRACHA P/TORNEIRA 3/4	0.07

**CARTUCHOS TEMPORIZAD****CARTUCHOS TEMP.PN PRESTO**

013512011027	1027 CART.TEMP.PN PRESTO P/12/12A	30.68
--------------	-----------------------------------	-------

**FLUXOMETROS E ACESSO****ABRAÇADEIRAS P/FLUX."GROHEDAL"**

0135090501	ABRAÇADEIRA P/FLUXOMETRO DAL 1/2	2.79
0135090502	ABRAÇADEIRA P/FLUXOMETRO DAL 3/4	3.41

**ESPALHADOR P/FLUX.URINOL "GROHEDAL"**

0135090498002000	ESPALHADOR EXTERIOR DAL 1/2	8.23
------------------	-----------------------------	------

**FLUXOMETROS P/SANITA "GROHEDAL"**

01350902139000	FLUX.P/SANITA EXT.3/4 BENKISER 8453902	91.94
----------------	--	-------

**FLUXOMETROS P/URINOL "GROHEDAL"**

01350901001	FLUX.P/URIN.S/ESPALHADOR 1/2 NIL DK78	67.00
01350901002	FLUX.P/URIN.C/ESPALHADOR 1/2 DAL 37024	88.70

**TUBOS DE DESCARGA P/FLUX.SANITA "GROHEDA"**

01350903100001	TUBO DESCARGA NORMAL 3/4 L213TL	20.00
01350903100003	TUBO DESC.PESC.CAVALO 3/4 213TP	22.00

**FLUXOMETROS E TORNEI****FLUXOMETROS P/SANITA "SILFRA" QUICK**

0135110201	FLUX.P/SANITA C/BENGALA 3/4 QK810	SobConsulta
0135110202	FLUX.P/SANITA S/BENG.3/4 CROM.QK805	63.75
0135110203	TUBO DESC.P/SANITA TELESC.AC066	19.53
0135110204	FLUX.ANTERIOR C/ANTI-RETORNO QK820	54.73
0135110205	FLUXOMETRO SANITA SCHELL	65.83
0135110206	TUBO FLUXOMETRO 60X15CM CROMO	24.21

**FLUXOMETROS P/URINOL "SILFRA" QUICK**

0135110101	FLUX.P/URINOL TEMPORIZ.1/2 QK100	33.82
------------	----------------------------------	-------

**TORNEIRAS TEMPORIZADAS "SILFRA" QUICK**

0135110301	TORN.PASSAG.INT.1/2 TEMPOR.QK150	47.35
0135110302	TORN.PASSAG.EXT.1/2 TEMPOR.QK105	26.65
0135110303	TORNEIRA COLUNA TEMPORIZ.QK230	55.97
0135110304	TORNEIRA PAREDE TEMPORIZ.QK235	48.00
0135110305	TORN.PARED.C/PROLONG.TEMP.QK240	72.00
0135110306	TORN.PEDAL FRIA REVERSIVEL QK400	53.99
0135110307	BICA FIXA P/LAVATORIO AC961	26.95
0135110308	BICA FIXA PAREDE P/LAVAT.AC962	23.28
0135110309	PRE-REGUL.TEMPORIZADO AT950	16.91
0135110310	TORN.PASSAG.EXT.DUCHE 1/2 TEMP.QK165	28.27
0135110311	QUIK CARTUCHO P/QK 100 AC901	27.90
0135110312	TORN.TEMPORIZ.INT.URINOL CR QK110	32.26
0135110313	CARTUCHO QUIK P/QK 110 CROMO	38.30

**FLUXOMETROS/TORNEIRA****ACESSORIOS - DIVERSOS**

0135100301	ESPALHADOR COM TUBO P/URINOL	8.27
0135100302	ESPALHADOR SEM TUBO P/URINOL	3.82



**FLUXOMETROS - DIVERSOS**

0135100102	FLUX.P/SANIT.EXT.MAMOLI 3/4 R 6500	33.17
0135100103	FLUXOMETRO SANITA MONT.1 CROMO	34.98

**TORNEIRAS - DIVERSAS**

01351002001	TORNEIRA FONTANARIO 1/2	17.90
01351002002	TORNEIRA FONTANARIO 3/4	24.00
01351002003	TORNEIRA FONTANARIO 1	35.00
01351002004	TORNEIRA PEDAL 1 AGUA MONTEIRO 025103	54.71
0135100203	BEBEDOURO CROM.C/ALAV.P/FONT.1/2	58.30
0135100204	BEBEDOUROS PARA SUINOS 799	3.56

**TORNEI.SERIE FATINI****COMPONENTES P/MONOCOMANDOS RIBRASAL**

0135025000833	CARTUCHO TEMPORIZADO C/REGULAD.E000833	16.40
01350250040	CARTUCHO 40MM P/MONOCOMANDO	4.10
01350250151023	PARAFUSO DO MANIPULO	0.03
01350250182035	BICA P/TORNEIRA PEDAL GIRATORIA C/CANHAO	12.08
01350250191214	KIT M6 P/FIXAÇÃO DE MONOCOMANDO	2.00
01350250191228	CASTELO PISTAO FIXO EXT.22/31MM - EXT.NA	2.02
01350250191286	BICA TUBO INFER.P/COMANDO BANCA A PARED.	9.26
013502501912871	BICA TUBO SUPERIOR P/MONOCOM.À BANCA	7.60
01350250191294	PORCA VEDAÇÃO P/TORNEIRA COLUNA	0.06
01350250215717	BICA TUBO INFER.P/MONOC BANCA PARED.25CM	11.35
01350250650001	CHUVEIRO CROMO - 168	1.84
01350250650025	CHUVEIRO EM ABS COM ALAVANCA CROMO	3.33
01350250650026	CHUVEIRO EXTRACTIL CROMO - 164	5.60
01350250650063	CHUVEIRO INDUSTRIAL - CROMO	33.16
01350250799999	BICHA PARA CHUVEIRO 1,10MTS CONICA	3.74
0135025091522	CHUVEIRO REDONDO FIXO ABS CROMO	18.82

**MONOCOMANDOS HOSPITALRES**

01350227015101	MONOC.LAVAT.LIDIA HOSP.ART.015101	28.86
01350227015501	MONOCOMANDO BASE HOSP.ART.015501	30.26
01350227E000420	TORNEIRA COLUNA HOSPITALAR ART.E000420	18.91

**MONOCOMANDOS SERIE ARCADIA**

01350208111602	MONOC.LAVATORIO VDA CLICK-CLACK ARCADIA	75.21
01350208111604	MONOC.BIDE VDA CLICK-CLACK ARCADIA	75.21
01350208111605	MONOC.BANHEIRA ARCADIA	95.00
01350208111606	MONOCOMANDO BASE CHUVEIRO ARCADIA	83.13

**MONOCOMANDOS SERIE BRUNA**

01350218016701	MON.BASE C/RAMPA BRUNA 016701	SobConsulta
----------------	-------------------------------	-------------

**MONOCOMANDOS SERIE CILINDRICA / ASM**

01350216111952	MONOC.LAVATORIO ALTO CILINDRICA / ASM	101.82
----------------	---------------------------------------	--------

**MONOCOMANDOS SERIE COPENHAGA**

01350219120701	MONOC.LAVATORIO COPENHAGA	29.56
01350219120703	MONOC.BIDE COPENHAGA	29.56
01350219120705	MONOC.BANHEIRA COPENHAGA	47.94
01350219120706	MONOC.BASE CHUVEIRO COPENHAGA	38.35
01350219140001	140001 MONOC.À BANCA EXTRA BICA FUND,HZ	47.50

**MONOCOMANDOS SERIE FUTUR**

01350215110202	MONOC.LAVATORIO ALTO C/VDA FUTUR CR	62.73
01350215110204	MONO.BIDE C/VD CLICK-CLACK FUTUR CR	49.08
01350215110205	MONO.BANHEIRA CLASSE M FUTUR CR	55.42
01350215199999	RAMPA CHUVEIRO FUTUR	326.88

**MONOCOMANDOS SERIE KUBUS**

01350206111502	MONOC.LAVATORIO VDA CLICK-CLACK KUBUS	69.67
01350206111504	MONOC.BIDE VDA CLICK-CLACK KUBUS	69.67
01350206111505	MONOC.BANHEIRA KUBUS	91.04

**MONOCOMANDOS SERIE MAN KING**

+351 244 800 160  
+351 244 802 323



geral@canalcentro.pt  
info@canalcentro.pt



R. do Bailadouro s/nº,  
2410-211 Pousos



01350214001	TORNEIRA PASSAGEM 1/2 MAN.KING 154002	8.90
01350214002	TORNEIRA PASSAGEM 3/4 MAN.KING 154003	10.19
01350214003	TORNEIRA MAQ.LAVAR 1/2X3/4 MAN.KING	10.10
01350214004	TORNEIRA MAQ.LAVAR DUP.2R MAN.KING	19.55
01350214005	TORNEIRA COLUNA C/EMUL.MAN.KING	18.18
01350214154005	TORNEIRA ESQUADRIA 1/2X1/2 MAN KING	10.19
01350214154006	TORNEIRA ESQUADRIA 1/2X3/4 MAN KING	10.19
01350214154007	TORNEIRA BANCA MAN.KING	12.35
01350214154011	TORNEIRA ESQ.BICA GIRATORIA MAN.KING	14.00
01350214154012	TORNEIRA BALCAO BICA GIRATORIAMAN.KING	15.83
<b>MONOCOMANDOS SERIE NEW LUXO</b>		
01350204110152	MONOC.LAVATORIO C/VDA NEW LUXO	48.27
01350204110154	MONOC.BIDE C/VDA NEW LUXO	48.27
01350204110155	MONOC.BANHEIRA NEW LUXO	78.38
<b>MONOCOMANDOS SERIE NEW SUZY</b>		
01350207120251	MONOC.LAVATORIO NEW SUZY	26.52
01350207120253	MONOC.BIDE NEW SUZY	26.52
01350207120255	MONOC.BANHEIRA NEW SUZY	39.19
01350207120256	MONOC.BASE CHUVEIRO NEW SUZY	36.81
<b>MONOCOMANDOS SERIE QUADRATIS</b>		
013502051113022	MONOC.LAVATOR.VDA CLICK-CLACK QUADRALIS	62.54
013502051113042	MONOC.BIDE C/VDA CLICK-CLACK QUADRATIS	2.54
01350205111305	MONOCOM.BANHEIRA QUADRATIS 111305	83.13
01350205111306	MONOC.BASE CHUVEIRO QUADRATIS	67.29
013502051113062	MONOCOM.BASE CHUV.CLASSE A C/RAMP.HAST.	237.50
<b>MONOCOMANDOS TERMOSTATICAS</b>		
01350209181001	MONOCOMANDO TERMOST.BANHEIRA CROMO	106.88
01350209181002	MONOCOMANDO TERMOST.BASE CHUVEIRO CROMO	96.58
<b>SUPORTES E RALOS</b>		
01350240060440	SUPORTE CHUV.COMBI ABS ART.060440	2.08
<b>TORNEIRAS FATINI SERIE BARCELONA</b>		
01350202120600	MANIPULO NOVA BARCELONA	5.50
01350202120601	MONOC.LAVATORIO NOVO BARCELONA CROMO	23.46
01350202120603	MONOC.BIDE NOVO BARCELONA CROMO	23.57
01350202120605	MONOC.BANHEIRA NOVO BARCELONA CROMO	37.90
01350202120606	MONOC.BASE CHUVEIRO NOVO BARCELONA CROMO	33.25
01350202120607	MONOC.PAREDE BICA INF.NOVO BARCELONA CR	30.27
01350202120608	MONOC.PAREDE BICA SUP.NOVO BARCELONA CR	31.82
01350202120609	MONOC.BANCA HORIZ.NOVO BARCELONA CROMO	22.98
01350202120610	MONOC.BANCA VERTICAL NOVO BARCELONA CR	32.30
01350202120611	MONOC.BANCA HORIZ.RETRA.NOV.BARCELONA CR	38.87
01350202191204	DISTICO NOVA BARCELONA	0.25
01350202191205	PERNO 1BRACO NOVA BARCELONA	0.10
01350202734001	734001 BICHA FLEXIVEL RETRACTIL 1.5 MT	4.94
01350202734002	734002 BICHA FLEXIVEL RETRACTIL 1.5 MT	5.67
01350202799999	799999 BICHA MALHA AÇO P/MONOC.RETRATIL	1.65
<b>TORNEIRAS HOSPITALARES</b>		
01350211130801	MONOCOMANDO LAVATORIO HOSPITALAR 130801	34.20
01350211130806	MONOCOM.BASE CHUVEIRO HOSPITAL 130806	31.67
01350211130807	MONOCOM.PAREDE BICA INFER.HOSPITALAR	33.25
01350211130809	MONOC.A BANCA HORIZ. HOSPITAL 130809	34.20
01350211199999	MONOCOMANDO BIDE HOSPITALAR 199999	25.91
<b>TORNEIRAS SERIE ECO</b>		
01350213155108	TORNEIRA MAQ.LAVAR 1/2X3/4 MANIP.TRICOR.	9.10
01350213199999	TORNEIRA BANCA COTOVELO	16.50
013502132110200	TORNEIRA LAVATORIO COTOVELO 903L	16.50
<b>TORNEIRAS TEMPORIZADAS</b>		
01350210180222	TORNEIRA PEDAL TEMP.1AG.C/BICA SERIE LIG	51.46



01350210182001	TORNEIRA COLUNA TEMPORIZADA 08010	23.63
01350210182002	TORN.URINOL C/TUBO/ESPELH TEMPORIZ.08020	23.64

**TORNEIRAS DELABIE****TORNEIRAS TEMPORIZADAS P/DUCHE DELABIE**

01350003790218	790218 MIST.TEMPOMIX DUCHE ENCAST.DELAB.	SobConsulta
01350003790BOX	790BOX KIT TEMPOMIX DUCHE PRE-MO.DELABIE	SobConsulta

**TORNEIRAS FATINI****MONOCOMANDOS MB**

0135030115450100	MONOCOMANDO BALCAO BA ( AIDIA)	30.00
------------------	--------------------------------	-------

**TORNEIRAS SERIE MEBR**

013508012002	MONOC.POLIBAN C/BICHA/CHUV.CROM.	33.42
013508012004	MONOC.BIDE C/VDA PERLATOR CROM.	29.93
013508029002	MONOC.POLIBAN C/BICHA/CHUV.CROM.	43.65
013508029004	MONOC.BIDE C/PERLATOR CROM.	39.65
013508029007	MONOC.MONO.L.LOUCA C/BICA PROL.CROM.	41.20
013508029086	MONOC.MONO.L.LOUCA C/BICA ALTA CROM.	44.79
013508039065	MONOC.MONOB.L.LOUCA C/BICA EXT.TDF	73.57

**HOTELARIA / HOSPITALAR**

0135081002105001	TORNEIRA TEMPORIZADA LAVATORIO LT210	28.50
0135081002105003	TORNEIRA TEMPORIZADA URINOL VT210	28.50

**MISTURADORAS TERMOSTATICAS ONE**

0135080801	MIST.TERMOSTATICA BANHEIRA ONE 0211.0421	102.27
0135080815	SUPORTE P/CHUVEIRO CROM.	2.49

**MONOCOMANDO SERIE VILLA**

0135080510001	MONOC.BANHEIRA C/BICHA/CHUV.CROM.	37.66
0135080510002	MONOC.POLIBAN C/BICHA/CHUV.CROM.	31.18
01350805100045	MONOC.BIDE S/VDA E PERLATOR CROM.	24.69
0135080510007	MONOC.MONOBLOCO L.LOUCA CROM.	29.18
0135080591522	MONOCOMANDO CHUVEIRO VILLA	46.65

**MONOCOMANDOS BALCOES**

0135080402110271	MONOCOMANDO BALCAO DIVE	40.00
013508047001	MONOC.BANHEIRA C/BICHA/CHUV.CROM.	68.09
013508047002	MONOC.POLIBAN C/BICHA/CHUV.CROM.	52.12
013508047004	MONOC.BIDE C/VDA E PERLATOR CROM.	51.38

**TEMPORIZADAS**

0135081302110276	TORNEIRA PEDAL TPTA001	43.50
0135081302110277	MISTURADORA PEDAL MPS001	54.50

**TORNEIRAS UMA AGUA AIDIA**

0135081518701175	MONOCOM.BALCAO BICA ALTA 1 AGUA MT1870	23.00
------------------	--	-------

**TORNEIRAS SERIE MONT****COMPONENTES - ACESSORIOS TORNEIRAS**

013507500286011	LIGAÇÃO/BICHA LUXO 150 CM 0826011	9.30
013507500820110	LIGACAO FLEX.P/MONOC.C/110CM 0820110	5.28
013507500820210	LIGACAO FLEX.CONICA ACO 170-210 0820210	3.78
013507500826002	LIGAÇÃO/BICHA LUXO 175 CM 0826002	10.10
01350750086076	TACO 1/2 C/ESPELHO CROMADO 086076	1.70
01350750191213	ARGOLA ABS 40 MONOCOMANDO	0.68
01350750212901	KIT FIXAÇÃO P/MONOC 1 FURO M8 212901	1.35
01350750212902	KIT FIXAÇÃO P/MONOC 2 FURO M6 212902	1.35
01350750212903	KIT FIXAÇÃO P/MONOC RETRATIL 212903	1.50
01350750214401	KIT ECONOMIZADOR 214401	3.20
01350750214404	KIT ECONOMIZADOR 214404	3.19
01350750214501	PERLATOR MACHO 214501	1.12
01350750215501	CARTUCHO P/MONOC.ALTO 40 215501	4.50
01350750215502	CARTUCHO P/MONOC.BAIXO 40 215502	4.50
01350750215702	BICA P/MONOBLOCO UNIVERSAL 215702	9.08



01350750215801	ADAPTADOR P/BICA MONOC.MACHO 215801	2.74
01350750216501	TUBO CROMADO 32 C/ABA 40CM 216501	6.75
01350750570205	KIT ECO CHUVEIRO REF.0757.0205	2.00

**MONOCOMANDOS**

01350707010152	MONOCOMANDO BASE CHUV.QUADRA CR 010152	75.39
01350707010153	MONOCOMANDO LAVATORIO QUADRA CR 010153	50.13
01350707010154	MONOCOMANDO BIDE QUADRA CR 010154	49.97
01350707010156	MONOCOMANDO LAVA-LOIÇA QUADRA CR 010156	75.34
01350707010203	MONOCOMANDO LAV.DIAMANTE 010203	48.32
01350707010205	MONOCOMANDO BIDE DIAMANTE CR 010205	48.32
01350707010209	MONOC.BANHEIRA DIAMANTE C/RAMPA 010209	262.33
01350707010501	MONOCOMANDO BANHEIRA MARTA 010501	76.04
01350707010502	MONOCOMANDO BASE CHUVEIRO MARTA 010502	65.73
01350707010503	MONOCOMANDO LAVATORIO MARTA 010503	39.11
01350707010505	MONOCOMANDO BIDE MARTA 010505	39.11
01350707010506	MONOC.BALCAO COLUNA MARTA 010506	55.44
01350707010508	TORNEIRA DE ESQ.1/2X3/8 MARTA 010508	4.94
01350707010509	TORNEIRA DE ESQ.1/2X1/2 MARTA 010509	5.36
01350707010515	MONOCOMANDO BASE C/RAMPA MARTA 010515	110.51
01350707010516	MONOC.BALCAO C/BICA EXT.MARTA 010516	78.42
01350707010517	MONOC.BALCAO C/CHUVEIRO 010517	127.65
01350707010518	MONOC.BALCAO RETRATIL MARTA 010518	92.56
01350707010521	MONOC.BALCAO LATERAL MARTA 10521	42.00
01350707010603	MONOC.LAVATORIO BRUNA 010603	37.10
01350707010605	MONOC.BIDE BRUNA 010605	37.10
01350707010707	MONOC.BASE C/RAMPA JUPITER 010707	119.86
01350707010909	MONOC.BALCAO COLUNA LIDIA A 010909	54.77
01350707011114	MONOC.BANCA A PAREDE 0111114	46.06
01350707011401	MONOCOMANDO BANHEIRA GOLF 011401	43.22
01350707011402	MONOCOMANDO BASE GOLF 011402	36.59
01350707011403	MONOCOMANDO LAVATORIO GOLF 011403	26.86
01350707011404	MONOCOMANDO BIDE GOLF 011404	26.86
01350707011405	MONOC.BALCAO LAT.B.TUBO GOLF 011405	32.34
01350707011406	MONOC.BALCAO LAT.B.FUND.GOLF 011406	43.76
01350707011407	MONOCOMANDO BALCAO LUXO GOLF 011407	32.35
01350707011411	MONOC.BALCAO RETRATIL GOLF 011411	36.49
01350707011412	MONOC.PAREDE BICA INFER.GOLF 011412	36.46
01350707011414	MONOC.BANCA PAREDE BICA SUP.GOLF 011414	39.28
01350707012201	MONOCOMANDO ENCAST.LAVAT.MARTA 012201	65.49
01350707012401	MONOC.ENCAST.BASE 2 S.DIAMANTE CR 012401	60.02
01350707012502	MONOC.ENCAST.BASE MARTA 2 SAIDAS 012502	48.55
01350707012503	MONOCOMAND.BASE CHUV.MARTA 3 SAIDA 12503	73.15
01350707016601	MONOC.BASE CHUV.DIAMANTE C/RAMPA 016601	199.36
01350707016702	MONOC.BASE C/RAMPA BRUNA LONGA 016702	187.68
01350707020321	TORNEIRA DE ESQ.INTERIOR 1/2 020321	9.82
01350707020322	TORNEIRA DE ESQ.INTERIOR 3/4 020322	10.64

**MONOCOMANDOS DE 1 AGUA**

01350726014601	MONOCOM.LAVATORIO 1 AGUA LUXO CR 014601	21.06
01350726014801	MONOCOM.BALCAO 1 AGUA 014801	26.54
01350726014901	MONOCOM.BALCAO BICA ALTA 1 AGUA 014901	19.90

**MONOCOMANDOS HOSPITALARES MONT.**

01350727014451	MONOC.BALCAO ITA 1 AGUA HOSP.014451	32.86
01350727015301	MONOCOMANDO BALCAO HOSPIT.LUXO 015301	38.95
01350727015351	MONOCOMANDO BALCAO HOSPIT.LATERAL 015351	41.93
01350727015401	MONOCOMANDO BALCAO HOSPITALAR 015401	31.63
01350727015701	TORN.COLUNA MAN.HOSP.COMPRIDO 15701	18.45
01350727015801	TORN.BANCA MAN.HOSP.COMPRIDO 015801	17.20
01350727015802	TORN.BANCA MAN.HOSP.CURTO 015802	16.20
01350727216101	MANIPULO HOSPITALAR COMPRIDO 216101	10.97



+351 244 800 160  
+351 244 802 323



geral@canalcentro.pt  
info@canalcentro.pt



R. do Bailadouro s/nº,  
2410-211 Pousos

01350727DI00060	DISTICOS TORN.MAN.HOSP.15701 DI00060	0.22
<b>MONOCOMANDOS INDUSTRIAIS - OUTRAS</b>		
01350725014002	MONOC.BALCAO LUXO INDUSTRIAL DUPLO	244.64
01350725014004	MONOC.INDUST.DUPLO BANCA A PAREDE	259.22
01350725014005	MONOC.BALCAO INDUSTRIAL DUPLO 014005	244.64
01350725014052	MONOC.BALCAO LUXO INDUSTRIAL SIMPLES	237.05
01350725014056	TORNEIRA INDUST.SIMPLES BALCAO 014056	241.15
01350725014101	MONOC.INDUSTRIAL DUPLO PEQ.014101	146.29
01350725014111	MONOCO.INDUSTRIAL DUPLO PEQ.014111	125.27
01350725060347	CHUVEIRO MONOC.INDUST.DUPLO 60347	28.08
01350725060348	CHUVEIRO MONOC.INDUST.LUXO 60348	38.83
01350725821125	LIGAÇÃO P/MONOC.RETRATIL 125 CM 0821125	7.45
01350725821150	LIGAÇÃO P/MONOC.RETRATIL 150 CM 0821150	8.20
01350725824051	LIGAÇÃO P/MONOC.IND.REV 80CM 0824051	5.85
01350725824053	LIGAÇÃO P/MONOC.IND.REV 110CM 0824053	6.98
<b>MONOCOMANDOS RAMPAS</b>		
01350728010111	MONOC.BASE TERM.C/RAMPA QUADRADA 010111	161.50
01350728016301	MONOC.BASE TERM.C/RAMPA REDONDO 016301	182.86
01350728060012	RAMPA REDONDA C/CHUV.C/SUP.P/MONOC.60012	SobConsulta
01350728060013	RAMPA REDONDA S/CHUV.C/SUP.P/MONOC.60013	37.81
<b>MONOCOMANDOS TERMOSTATICOS</b>		
01350708013301	MON.BANHEIRA TERMOST.REDONDO 013301	97.11
01350708013401	MON.BASE TERMOST.REDONDO 013401	91.92
<b>RAMPAS - CHUVEIROS MAO</b>		
01350729060311	CHUVEIRO 3 FUNÇÕES ABS CROM.060311	5.38
01350729060319	CHUVEIRA MARTA MAO ABS CR 060319	4.55
01350729060329	CHUVEIRO ANTI-CALCA.ABS CROM.060329	2.61
01350729060335	CHUVEIRO MONC.RETRAT.CROM.060335	6.63
01350729060452	SUPORTE C/SAIDA AGUA QUADRADO 060452	17.91
01350729060456	SAIDA AGUA REDONDA C/SUP.LATAO 060456	12.41
<b>RAMPAS - CHUVEIROS SUPORTES E RALOS</b>		
01350731060347	CHUVEIRO INDUSTRIAL DUPLO 060347	28.08
01350731060348	CHUVEIRO MONOC. DUPLO INDUST.LUX 060348	35.30
01350731060349	CHUVEIRO MONOC.INDUST.SIMPLES 060349	12.05
01350731060401	HASTE CHUVEIRO HORIZ.QUAD.CR.060401	27.14
01350731060405	HASTE CHUVEIRO HORIZ.RED.CR.060405	16.63
<b>RAMPAS - CHUVEIROS SUPORTES E SAIDA AGUA</b>		
01350732060455	SAIDA AGUA RED.SUO.LATERAL 060455	12.42
<b>RAMPAS - CHUVEIROS TECTO</b>		
01350730060262	CHUVEIRO REDONDO ABS TETO 20 CM 60262	23.04
<b>TORNEIRAS - 1200</b>		
01350710020204	MONOCOMANDO LAVATORIO 1200 CR 020204	32.45
<b>TORNEIRAS - FONTANARIO / BEBEDOUROS</b>		
01350709111301	BEBEDOURO BOTAO 1/2 - 111301	29.83
<b>TORNEIRAS COLUNA</b>		
01350705020413	TORN.COLUNA SONIA C.NORMAL CR 020413	14.55
<b>TORNEIRAS CORTE</b>		
01350751022910	TORN.CORTE DUPLA VERTICAL TML 022910	11.07
<b>TORNEIRAS DE BIDE</b>		
01350703026001	MONOC.ENCASTRAR C/CHUV.BIDE 026001	53.76
01350703026002	TORNEIRA BIDE COMP.C/CHUV.E LIG.026002	20.40
01350703026004	CHUVEIRO BIDE LATAO CROMADO 026004	10.96
<b>TORNEIRAS PEDAL</b>		
01350702020323	CASTELO P/PASSADOR TRIC. 1/2 ART.020323	9.00
01350702020324	CASTELO P/PASSADOR TRIC. 3/4 ART.020324	9.52
01350702020325	TORN.PASSAG.EXT.POL.TRIC.ART.020325	11.40
01350702025001	TORN.PEDAL 2 AGUAS/2 PEDAIS IDRAL 025001	154.50





01350702025002	TORN.PEDAL 1 AGUAS/1 PEDAIS IDRAL 025002	108.88
01350702025003	TORN.PEDAL 1 AGUA IDRAL 025003	108.88
01350702025005	BICA TORNEIRA PEDAL ROTATIVA.025005	14.40
01350702025006	BICA TORNEIRA PEDAL ROTATIVA C/18 025006	14.00
01350702025007	BICA P/TORN.PEDAL SIMPLES 28 CM 025007	18.25
01350702025101	TORN.PEDAL 2 AGUAS/2 PEDAIS MONT.025101	102.55
01350702025103	TORN.PEDAL 1 AGUAS MONT.025103	63.94
01350702123603	CASTELO TORNEIRA UNIVERSAL 123603	2.05
01350702123604	CASTELO TORNEIRA UNIVERSAL 123604	2.05
01350702123703	CASTELO 1/4 VOLTA QUENTE 123703	2.70
01350702123704	CASTELO 1/4 VOLTA FRIO 123704	2.70
<b>TORNEIRAS TEMPORIZADAS</b>		
01350704023003	560046TORN.TEMPORIZADAS LAVATORIO 023003	18.28
01350704023005	TORNEIRA TEMPORIZADA URINOL 023005	17.51
01350704023006	TORNEIRA TEMPORIZADA SERVIÇO 023006	19.92
01350704023008	PASSADOR TEMPORIZADO INTERIOR 023008	27.85
01350704023015	23015 FLUXOMETRO SANITA C/ADAPT.3/4	41.20
01350704023016	TEMPORIZADOR P/TORNEIRA 023016	8.10
01350704024001	TORNEIRA FOTOELETRICA 2 AGUAS 024001	132.66
01350704024002	TORNEIRA FOTOELETRICA 024002	97.10
01350704024003	TORNEIRA FOTOELETRICA BALCAO 024003	135.50
0135070423011	23011 CHUVEIRO ANTI-VANDALISMO IDRAL	53.91
0135070423012	23012 PASSADOR TEMPORIZADO EXT.IDRAL	51.55
<b>TORNEIRAS TRICORNIO</b>		
01350706020307	MISTURAD.BANCA PAREDE TRICORNIO 020307	29.05
01350706020310	TORNEIRA PAREDE 1/2 TRICORNIO 020310	12.27
01350706020313	TORNEIRA COLUNA TRICO.CANH.NORMAL 020313	13.87
01350706020319	TORNEIRA ESQ.TRICORNIO 1/2X1/2 020319	9.82
01350706020320	TORNEIRA ESQ.TRICORNIO 1/2X3/4 020320	9.82
<b>TORNEIRAS VARIAS SER</b>		
<b>COMPONENTES P/TORNEIRAS</b>		
0135061021	95000 VEDANTE PERLATOR	0.04
<b>TORNEIRAS DOURO</b>		
013506133722CR	3722CR TORN.PASSAG.3/4 CR DOURO	11.20
<b>TORNEIRAS ELSA</b>		
013506077101	7101ACR MONO.LAVATORIO C/VA ELSA CR	41.49
013506077102	7102CR MONO.BIDE ELSA CR	32.03
013506077103	7103CR MONO.BANHEIRA ELSA CR	45.34
013506077104	7104CR MIST.CHUVEIRO ELSA CR	42.82
013506077106	7106CR MONO.BANCA EXTRAIVEL ELSA CR	83.61
<b>TORNEIRAS G3 ELENA</b>		
0135060502	7002CR MONO. BIDE G3 ELENA CR	32.03
0135060503	7003CR MONO. BANHEIRA G3 ELENA CR	45.34
0135060506	7005CR MONO.L.LOUCA MONOBL.G3 ELENA CR	46.59
<b>TORNEIRAS G4 SARA</b>		
0135060102	9002CR MONO.BIDE G4 SARA CR	24.69
0135060106	9005CR MONO.L.LOUCA 1 FURO G4 SARA CR	44.19
0135060109	9002ACR MONO.BIDE C/VDA G4 SARA CR	30.36
<b>TORNEIRAS G5 PATO</b>		
0135060401	4001CR MONO.LAVATORIO G5 PATO CR	45.85
0135060402	4002CR MONO.BIDE G5 PATO CR	45.85
0135060404	4004CR MONO.BASE G5 PATO CR	53.14
0135060405	4005CR MONO.L.LOUCA MONOBL.G5 PATO CR	48.24
<b>TORNEIRAS ALGARVE</b>		
013506063402CR	3402CR MISTUR.BIDE ALGARVE CR	30.46
013506063404CR	3404CR MISTUR.BASE C/KIT ALGARVE CR	35.51
013506063405CR	MONOBLOCO BALCAO TRICORNIO 020306	28.58
013506063408CR	TRONEIRA ESQ.C/BICA TRIC. 020309	15.76



013506063409CR	TORNEIRA BALCAO TRICORNIO 020308	20.00
013506063410CR	TORN.MAQ.LAVAR 1/2X3/4 TRIC.020315	10.19
013506063411CR	TORN.MAQ.LAVAR DUPLA TRIC.ROSCA/BICA	17.39
013506063411RCR	TORN.MAQ.LAVAR DUP.2R 020316	18.24
013506063412CR	TORNEIRA SERVICO 1/2 C/PERLATOR 020310	13.50
013506063418CR	TORNEIRA ESQ.TRICORNIO 1/2X1/2 020319	10.80
013506063420CR	3420CR TORNEIRA ESQ.ALGARVE 1/2X3/4 CR	9.82

**TORNEIRAS DE ESQUADRIA**

0135060303	TORNEIRA ESQUADRIA 3/4 C/RABETA CROM.	7.48
------------	---------------------------------------	------

**TORNEIRAS G2 PATRICIA**

0135060202	5002CR MONO.BIDE G2 PATRICIA CR	35.60
0135060203	5003CR MONO.BANHEIRA PATRICIA G2 CR	61.56
0135060206	5005CR MONO.L.LOUCA MONOB.PATRICIA G2 CR	46.59
0135060209	5022CR TORNEIRA PASSAGEM 3/4 G2 CR.	12.75

**TORNEIRAS GALAXI**

013506090502CR	0502CR MONO.BIDÉ GALAXI CR	31.90
013506090506CR	0506CR MONO.BANCA C/CHUVEI.GALAXI CR	62.26

**TORNEIRAS TETRA**

0135061100301ACR	0301ACR MONO.LAVATORIO TETRA CLICK CR	67.38
0135061100302ACR	0302ACR MONO.BIDÉ TETRA CLICK CR	67.38
0135061100304CR	0304CR MONO.BASE CHUVEIRO TETRA CR	96.97
0135061110304MA	0304MA MONO.BASE CHUVEIRO TETRA MATE	111.51

**TORNEIRAS ZENITE E HEI****ACESS.DIV.ZENITE****ACESSORIOS DIVERSOS P/TORNEIRAS ZENITE**

0136060103	CHUVEIRO ANTICA CROM.1/2 71099665	16.50
0136060104	CHUVEIRO ANTICA DOUR.1/2 71099666	26.00
0136060105	BICHA FLEXIVEL 1,50MT CR 710.99310	6.50
0136060106	BICHA FLEXIVEL 1,75 MT LAT.D.A 71099313	30.00
0136060107	BICHA FLEXIVEL 1,75MT CR 710.99.311	6.50
0136060108	BICHA FLEXIVEL 2,00MT CR 710.99.312	7.60
0136060109	SUP.CHUVEIRO ORIENT.CR 71099290	5.00
0136060110	SUP.CHUVEIRO ORIENT.BRANCO 71099292	4.50
0136060111	BICA ALTA TUBO CROM.3/4 30799207	10.80
0136060112	BICA PROLONG.TUBO CR 3/4 30799222	10.80
0136060113	KIT (2) CURVA A BANCA CR 30799575	80.00
0136060114	INVERSOR COMP.P/MONOC.CR 30899532	7.00
0136060115	CHUVEIRO MANUAL ENGENHO CR 71099603	12.50
0136060116	CHUVEIRO MARTE A.CALCARIO CR 71099652	5.00
01360601160	CHUVEIRO MARTE A.CALCARIO BR 71099653	6.00
0136060117	CHUVEIRO MASSAGEM JUMBO CR 71099675	12.00
0136060118	CHUVEIRO MONOB.RETRACTIL.CR 71099663	10.50
0136060119	BICHA FLEXIVEL MON.RET.1.5 CR 71099307	7.50
0136060120	BICHA FLEXIVEL MON RETRACT 2 CR 71099308	11.00
0136060123	TOMADA DE AGUA EM LATAO ACC12CR/2	12.00
0136060130799228	BICA ALTA P/MONOCOMANDO 30799228	14.00
0136060170899853	TUBO FLEX.M.RETR.M10X3/8 15CM 70899853	2.80

**COMPONENTES DIVERSOS P/TORNEIRAS ZENITE**

0136060201	EMULSOR M22X1 INT.CR 70899471	2.40
0136060202	EMULSOR M24X1 EXT.CR 70899475	2.40
0136060203	TAMPA P/MANIP.CR.35MM 60899835	1.30
0136060204	DISTICO MINI KING AZUL 70899456	0.40
0136060205	DISTICO MINI KING VERM.70899461	0.40
0136060206	MANIP.COMP.4000-CR MINI KING 30899602	6.00
0136060207	MANIP.COMPLETO CR TRIUNFO 30899603	6.50
0136060209	CASTELO SERVICO 8MM LUX 1/2 30899381	3.20
0136060210	CASTELO PASSAG.8MM ZN 1/2 30899354	4.50
0136060211	CASTELO PASSAG.8MM ZN 3/4 30899358	5.00



0136060214	DISTICO F ANTICA CR 30899450	1.30
0136060215	DISTICO Q ANTICA CR 30899452	1.30
0136060216	DISTICO MET.ZENITE FRIO TRCR 70899457	1.10
0136060217	DISTICO MET.ZENITE QUENTE TRCR 70899458	1.10
0136060218	EMULSOR M 28X1 EXT.CROM.70899479	2.90
0136060220	INVERSOR COMP.P/MIST.MICR 70899540	3.80
0136060221	CAST.SERV. 1/2 S/500 9MM 30899382	4.90
0136060222	MANIPULO COMP.ECOMIX CR.30899588	8.50
0136060223	CAIXA PASSAG.1/2 LATÃO MI 3899260	8.00
0136060224	CAIXA PASSAGEM 3/4 LATÃO MI 3899261	10.00
0136060226	MANIPULO COMP 8000 ANCR 30899615	11.00
0136060227	INVERSOR COMP.P/MIST.8000 ANCR 30899531	11.00
0136060230899281	CANUDO PASSAGEM CR 30899281	2.90
0136060230899496	ESPELHO 182 LACADO BRANCO 30899496	3.40
0136060230899588	MANIP. COMPL. ECOMIX METAL CR 30899588	7.00
0136060238	CARTUCHO CERAM.ALTO C/35MM 70899342	6.00
0136060239	CARTUCHO CERAM.ALTO C/40MM 70899340	6.00
0136060243	CARTUCHO CERAM.BAIXO C/35MM 70899343	6.00
0136060244	CARTUCHO CERAM.BAIXO C/40MM 70899341	6.00
0136060245	KIT CRESC.P/CASTELO C/25MM 3799562	7.00
0136060246	KIT CRESC.P/CASTELO C/35MM 30799563	8.00
01360602461	MANIPULO COMPLETO MINIMIX 30899587	7.50
0136060247	MANIP.MONOBLOCO NISA BR 30899595	9.50
0136060248	SUP.CHUV.ORIENT.METAL.CR.30899800	12.50
0136060250	KIT FIXAÇÃO MONOB.LAVAT./BIDE 30899562	4.20
0136060252	BICA MONOC.L.LOUÇA 3700 CR 30799224	17.50
0136060254	KIT CRESC MISTUR.40MM CR 30799570	9.80
0136060258	CAST.SERVI.1/4 VOLTA CERAM. 70899346	6.40
0136060270899306	CAPSULA MONOC. ECOMIX 70899306	1.90
0136060270899325	CARTUCHO TERM.P/VALVULA EMBUT.70899325	76.00
0136060270899326	CARTUCHO INVERSOR P/MON.EMBUTIR 70899326	21.50
0136060270899329	CARTUCHO CERAM.25MM ATRACTION 70899329	34.00
0136060270899332	CARTUCHO CERAMICO BAIXO 25 CUBO	8.00
0136060270899337	CARTUCHO CERAMICO BAIXO C/38 MM	22.00
0136060270899492	EMULSOR M20X1 EXT.CR S/CUBO	3.20
0136060270899558	INVERSOR MONOC.BANH.LUNA CR 7089958	5.50
0136060270899669	MANIPULO SERIE LUNA CR 30899585	7.50
0136060273001892	CARTUCHO TERMOST.PROPILENO 73001892	42.00

**ACESS.SANIT.ZENITE****VALVULAS DESCARGA P/LAVATORIOS ZENITE**

0136510270799998	VALV.DESC.P/LAV.CLICK-CLACK.CR.70799998	13.00
------------------	---	-------

**MONOC.ELECT.DMP****TORNEIRAS ELECTRICAS BILLO**

01364201TAP108	TORNEIRA LAVAT.BILLOTAP 108 16106CR	274.00
01364201TAP308	TORNEIRA LAVAT.BILLOTAP 308 16386CR	346.00

**MONOC.ZEN.EXPORT Z1****MONOCOMANDOS ZENITE EXPORT Z1**

01364901Z1055	MONOC.BASE CHUVEIRO Z1 277055	46.50
01364901Z1059	MONOCOMANDO BANHEIRA Z1 277059	49.50
01364901Z1064	MONOC.L.LOUÇA A PAREDE Z1 277064	61.00
01364901Z1082	MONOCOM.LAVATORIO SIMPLES Z1 277082	31.00
01364901Z1085	MONOCOM.BIDE SIMPLES Z1 277085	31.00
01364901Z1088	MONOB.LAVA-LOUCA C/CHUVEIRO Z1 277088	50.00
01364901Z1090	MONOC.L.LOUÇA BANCA Z1 277090	33.00
01364901Z1091	MONOC.L.LOUÇA C/BICA ALTA BANCA Z1 27709	44.00

**MONOC.ZENI.ATRACTION****MONOCOMANDOS LAVATORIO E BIDÉ ATRACTION**

01364501792450-01	MONOCOM.ATRAC.T.LAVAT.E BIDÉ CR 792450-01	380.00
0136450179245201	MONOC.LAVAT.ALTO 792452-01 ATRACTION	455.00



**MONOC.ZENIT.HEINOVA****COMPONENTES SERIE HEINOVA**

0136391001	BICA MONOC.HEINOVA 30799236	23.00
------------	-----------------------------	-------

**MONOCOMANDOS BANHEIRA SERIE HEINOVA**

013639047959	MONOC.BANH.C/BICH./CHUV.HEINOVA 7959HNCR	121.00
--------------	--	--------

**MONOCOMANDOS BIDE SERIE HEINOVA**

013639027985	MOCOMANDO BIDE HEINOVA 7985HNCR	61.00
--------------	---------------------------------	-------

013639027987	MONOC.BIDE C/VDA HEINOVA 7987HNCR	74.00
--------------	-----------------------------------	-------

**MONOCOMANDOS DUCHE SERIE HEINOVA**

013639057955	MONOC.POLIB.C/BICH./CHU.HEINOVA.79.55HNCR	99.00
--------------	---	-------

**MONOCOMANDOS LAVA LOUÇA ERIE HEINOVA**

013639067991	MOCOMANDO B.ALTA HEINOVA 7991HNCR	73.00
--------------	-----------------------------------	-------

**MONOCOMANDOS LAVATORIO ALTO SERIE HEINOVA**

013639037980	MONOCOMANDO LAVATORIO ALTO 7980HNCR	106.00
--------------	-------------------------------------	--------

**MONOCOMANDOS LAVATORIOS SERIE HEINOVA**

013639017982	MONOCOM.LAVATORIO HEINOVA 7982HNCR	61.00
--------------	------------------------------------	-------

013639017984	MONOC.LAVATORIO C/VDA HEINOVA 7984HNCR	74.00
--------------	--	-------

**MONOC.ZENIT.NIRVANA****MONOCOMANDOS ZENITE SERIE NIRVANA CR**

0136410179968001	MONOCOM.EMBUTIR P/LAVAT.799680-01 CR	2010.0
------------------	--------------------------------------	--------

**MONOC.ZENITE ARRUDA****MONOC. ZENITE ARRUDA CROM.**

0136230158240	TORN.ESQUADRIA 1/2 E 3/8 58240 ARCR	57.00
---------------	-------------------------------------	-------

0136230158420	GRUPO MIST.3F LAV.C/VDA AUTOM.58420 CR	450.00
---------------	--	--------

0136230158450	MONOBL.LAVAT.C/VDA 58450 ARCR	385.00
---------------	-------------------------------	--------

0136230158451	MONOBL.LAVAT.C/VDA EM.OR.58451 ARCR	385.00
---------------	-------------------------------------	--------

0136230158452	MONOC.LAVAT.C/VDA B.ALTA 58452ARCR	620.00
---------------	------------------------------------	--------

0136230158602	MIST.BANH.C/BICH.CHUV./SUP.58602 ARCR	545.00
---------------	---------------------------------------	--------

0136230158660	MIST.BASE DUCHE C/BICH.CHUV. 58660 ARCR	450.00
---------------	---	--------

0136230158720	MONOB.L.LOUÇA (BANCA) B.ALTA 58720 ARCR	290.00
---------------	---	--------

**MONOC.ZENITE CUBO****MONOCOMAN.ZENITE HEI SERIE CUBO CROMADO**

013638014655	MONOMAN.POLIBAN 4655 CUCR	122.00
--------------	---------------------------	--------

013638014659	MONOMAN.BANHEIRA 4659 CUCR	168.00
--------------	----------------------------	--------

013638014680	MONOMAN.LAVATORIO ALTO 4680 CUCR	118.00
--------------	----------------------------------	--------

013638014684	MONOMAN.LAVATORIO 4684 CUCR	86.00
--------------	-----------------------------	-------

013638014687	MONOMAN.BIDÉ 4687 CUCR	86.00
--------------	------------------------	-------

013638014691	MONOMAN.COZINHA BICA ALTA 4691 CUCR	115.00
--------------	-------------------------------------	--------

013638014692	MONOMAN.COZINHA BANCA 4692 CUCR	110.00
--------------	---------------------------------	--------

**MONOC.ZENITE DECOR****MONOC.ZENITE DECOR CROMADO**

0136100191100	TORN.COLUN.C/EMULSOR 91100 DECR	37.00
---------------	---------------------------------	-------

0136100191240	TORNEIRA ESQUAD.1/2 OU 3/8 DECR	26.50
---------------	---------------------------------	-------

0136100191420	GRUPO MIST.3 FUIROS C/VDA 91420 DECR	121.50
---------------	--------------------------------------	--------

0136100191430	MONOBLOCO LAVAT.SIMPLES 91430 DECR	85.00
---------------	------------------------------------	-------

0136100191431	MONOBLOCO BIDE SIMPLES 91431 DECR	85.00
---------------	-----------------------------------	-------

0136100191450	MONOC.LAV.C/VDA 1/1/4 91450 DECR	101.50
---------------	----------------------------------	--------

0136100191451	MONOC.BIDE C/VDA 1/1/4 91451 DECR	101.50
---------------	-----------------------------------	--------

0136100191600	MIST.BANHEIRA C/BICHA/CHU/SUP 91600 DECR	135.00
---------------	--	--------

0136100191660	MIST.BASE DUCHE C/SUP.ORIENT.91660 DECR	88.00
---------------	---	-------

0136100191720	MONOB.L.LOUÇA BICA ALTA 91720 DECR	75.00
---------------	------------------------------------	-------

**MONOC.ZENITE ECOMIX****MONOCOMANDOS ZENITE SERIE ECOMIX CROMADO**

013605012430	MONOC.LAVAT.SIMPLES 2430 ECCR	42.00
--------------	-------------------------------	-------

013605012431	MONOC.BIDE SIMPLES 2431 ECCR	42.00
--------------	------------------------------	-------

013605012602	MONOC.BANHEI.C/SUP.PARED.OR.2602 ECCR	67.00
--------------	---------------------------------------	-------

013605012660	MONOC.BASE DUCHE C/SUP.ORI 2660 ECCR	57.00
--------------	--------------------------------------	-------



013605012700	MONOC.LAVA-LOUCA PAREDE 2700 ECCR	58.00
013605012720	MONOC.L.LOUCA C/BICA ALTA MOV.2720 ECCR	52.00
013605012721	MONOC.L.LOUCA C/BICA PROL.MOV.2721 ECCR	40.00
013605012790	MONOC.L.LOUCA C/CHUV.RETRATIL 2790 ECCR	63.00
0136050130799450	KIT VDA D.AUT 1.1/4 CR P/MONOB.30799450	16.50
013605013130	TORN.PASSAG.C/FLOR.AJUST.1/2 3130 ECCR	25.00
013605013131	TORN.PASSAG.C/FLOR.AJUST.3/4 3131 ECCR	28.50
013605013240	TORNEIRA ESQUAD.1/2 OU 3/8 3240 ECCR	22.50
013605013250	TORNEIRA ESQUAD.3/4 3250 ECCR	22.50

**MONOC.ZENITE ENGENHO****MONOCOMANDO ZENITE ENGENHO CROMADO**

0136300157028	DIST.3 VIAS INT.ENGENHO 3/4 57028ENCR	85.00
0136300157130	TORN.PASS.C/FLORAO AJUST.1/2 57130ENCR	36.00
0136300157240	TORNEIRA ESQUADRO 1/2 57240 ENCR	34.00
0136300157450	MONOC.LAVAT.C/VDA 57450 ENCR CR	82.00
0136300157451	MONOC.BIDE C/VDA 57451 ENCR CR	82.00
0136300157602	MONOC.BANHEIRA 57602 ENCR CR	139.00
0136300157660	MONOC.DUCHE 57660 ENCR CR	120.00
0136300157680	MONOC.ENCASTRAR P/LAVAT.57680 ENCR	135.00
0136300157720	MONOC.COZINHA C/BICA ALTA 57720 ENCR CR	185.00
0136300157722	MONOC.L.LOUCA BICA ALTA MOV.57722 ENCR	90.00
0136300157725	MONOC.COZINHA C/BICA REB. 57725 ENCR CR	135.00
0136300157790	MONOC.COZINHA C/CHUV.REB. 57790 ENCR CR	355.00
0136300157791	MONOC.COZINHA C/CHUV.REB. 57791 ENCR CR	120.00

**MONOCOMANDO ZENITE ENGENHO CROMADO MATE**

0136300254452	MONOC.LAV.ALTA C/VDA 57452 ENCMCR	265.00
0136300257450	MONOC.LAVAT.C/VDA 57450 ENCMCR	160.00
0136300257451	MONOC.BIDE C/VDA 57451 ENCMCR	160.00

**MONOC.ZENITE FLOREN****MONOCOM.ZENITE FLORENCA CROM.**

0136170153030	CASTELO PASSAG.ZN 1/2 COMPL.53030FLCR	18.50
0136170153450	MONOB.LAVAT.C/VDA 53450 FLCR	140.00
0136170153451	MONOB.BIDE C/VDA EMUL.OR.53451 FLCR	140.00
0136170153600	MIST.BANHEIRA C/SUORTE 53600 FLCR	185.00
0136170153660	MIST.BASE DUCHE C/SUORTE 53660 FLCR	150.00

**MONOCOM.ZENITE FLORENCA LATONADO**

0136170353030	CASTELO PASSAG.ZN 1/2 53030 FLLT	27.50
0136170353240	TORN.Esq.1/2-3/8 LATONADO 53240 FLLT	26.50
0136170353450	MONOC.LAV.C/VDA EMUL.LAT.53450 FLLT	180.00
0136170353451	MONOC.BIDE C/VDA EMULS.LAT.53451 FLLT	180.00
0136170353600	MISTURAD.BANHEIRA LAT.53600 FLLT	249.00
0136170353660	MISTURAD.BASE CHUVEIRO LAT.53660 FLLT	195.00
0136170353700	MIST.L.LOUÇA C/BICA PROL.53700FLLT	159.00
0136170353720	MONOB.L.LOUÇA BICA ALTA MOV.53720 FLLT	159.00

**MONOC.ZENITE LUNA****MONOCOMAN.ZENITE HEI SERIE LUNA CROMADO**

013637014955	MONOMAN.POLIBAN 4955 LUCR	53.00
013637014959	MONOMAN.BANHEIRA 4959 LUCR	62.00
013637014964	MONOMAN.COZINHA PAREDE 4964 LUCR	54.00
013637014982	MONOMAN.LAVATORIO 4982 LUCR	39.00
013637014985	MONOCOMAN.BIDE SIMPLES 4985 LUCR	39.00
013637014988	MONOMAN.COZINHA RETRA.4988 LUCR	59.00
013637014990	MONOMAN.COZINHA BICA PROL.4990 LUCR	37.00
013637014991	MONOMAN.COZINHA BICA ALTA 4991 LUCR	48.00

**MONOC.ZENITE MINMIX****MONOC.ZENITE SERIE MINI MIX CROMADO**

013609012430	MONO.LAVATORIO SIMPLES 2430 MMCR	42.00
013609012600	MONO.BANHEIRA SIMPLES 2600 MMCR	67.00



+351 244 800 160  
+351 244 802 323



geral@canalcentro.pt  
info@canalcentro.pt



R. do Bailadouro s/nº,  
2410-211 Pousos

013609012700	MONO.L.LOUCA.PAREDE 2700 MMCR	58.00
013609012721	MONOC.L.LOUCA BICA PROL.MOV.2721 MMCR	40.00

**MONOC.ZENITE MIRA****MONOC.ZENITE ZENIMIX MIRA CROMADO**

013604013030	CASTELO PASSAG.ZN 1/2 COMPL.3030 ZECR	16.00
013604013031	CASTELO PASSAG. ZN 3/4 COMPL.3031 ZECR	17.50
013604013130	TORN. PASSAG.C/FLOR.AJUST.1/2 3130 ZECR	25.00
013604013131	TORN.PASSAG.C/FLOR.AJUST.3/4 3131 ZECR	28.50
013604013240	TORN.ESQUAD.1/2 OU 3/8 3240 ZECR	22.50
013604013250	TORNEIRA ESQUAD.3/4 3250 ZECR	22.50
013604013430	MONOC.LAVAT.SIMPLES 3430 MICR	65.00
013604013431	MONOC.BIDE SIMP.C/EMULS.ORIENT.3431 MICR	65.00
013604013450	MONOC.LAVAT.C/VDA 3450 MICR	81.50
013604013451	MONOC.BIDE C/VDA EMULS 1.1/4 3451 MICR	80.00
013604013602	MONOC.BANH.C/CHUV.SUP.ORIENT.3602 MICR	100.00
013604013660	MONOC.BASE CHUV.C/SUP.ORIEN 3660 MICR	84.00
013604013700	MONOC.L.LOUCA PARED.C/B.PROL.3700 MICR	85.00
013604013720	MONOC.L.LOUCA C/BICA ALTA MOV.3720 MICR	80.00
013604013721	MONOC.L.LOUCA C/BICA PROL.MOV.3721 MICR	69.00
013604013790	MONOC.LOUCA C/CHUV.RETRATIL 3790 MICR	78.00

**MONOC.ZENITE NORMIX****MONOC. ZENITE NORMIX CROMADO**

013624014855	MONOC.POLIBAN C/BICHA/CHUV.48.55 NOCR	56.00
013624014859	MONOC.BANHEIRA C/BICHA/CHUV.48.59 NOCR	66.00
013624014864	MONOC. LAVA-LOUÇA PAREDE 48.64 NOCR	57.00
013624014882	MONOC.LAVATORIO SIMPLES 48.82 NOCR	41.00
013624014885	MONOC.BIDE SIMPLES 48.85 NOCR	41.00
013624014888	MONOC.LAVA LOUÇA RETRACT 48.88 NOCR	62.00
013624014890	MONOC.LAVA LOUÇA PROL MOVEL 48.90 NOCR	39.00
013624014891	MONOC.L.LOUÇA B.ALTA (BANCA) 48.91 NOCR	51.00

**MONOC.ZENITE ROMEU****MONOCOMANDO ZENITE ROMEU**

0136310164451	MONOC.BIDE C/VDA CROM.64451 ROCR	210.00
---------------	----------------------------------	--------

**MONOC.ZENITE TECHNIC****MIST.COZINHAS INDUSTRIAIS (TECNIC)**

013636063172	MONOCOMANDO COZINHA CI- 3172	170.00
013636063198	MIST.COZINHA INDUST.C/MOLA CI-3198	230.00
013636063230	MIST.COZINHA HEI C/MOLA CI-3230	160.00

**TORNEIRAS ELECTRO.ZENITRÓNIC (TECHNIC)**

013636012T135	TORN.ELECT.CILINDRICA P/LAV.ECO ZT-135	170.00
013636012T140	TORNEIRA ELECTR.P/VALVULA ECO	170.00
013636012T142	TORN.ELECTR.P/VALV.C/MIST. ECO ZT-142	225.00
013636012T231	TORN.ELECT.EMBUTIR P/LAVAT.ZT-231 CROM.	692.00

**TORNEIRAS TEMPOR.STOPMATIC (TECNIC)**

01363602SM014	TORN.COLUNA C/MIST.STOPMATIC CR SM14	147.00
---------------	--------------------------------------	--------

**MONOC.ZENITE TETRIS****MONOCOMANDOS ZENITE TETRIS**

0136290169450	MONOC.LAVAT.C/VDA 69450TTCR	140.00
0136290169451	MONOC.BIDE C/VDA 69451TTCR	140.00
0136290169600	MISTUR.BANHEIRA 69600TTCR	380.00

**SIST.DUCHE ZENITE****ARTIGOS DUCHE "ZENITE"**

0136070171099200	RAMPA CHUV.COMPL.ANTICA 66 CR ZENITE	103.00
0136070171099210	RAMPA CHUV.SIMPLES ANTICA CR ZENITE	80.00
0136070171099220	RAMPA DUCHE COMPL.MARTE CR ZENITE	16.00
0136070171099250	RAMPA CHUV.COMPL.MARTE CR ZENITE	27.50
0136070171099350	BRAÇO P/CHUVEIRO REF.1255	28.00
0136070171099657	CHUV.PAREDE ANTI VANDALISMO	53.00





0136070171099659	CHUVEIRO C/BRAÇO 307 ORIENT.71099659	50.00
0136070171099688	PINHA CHUV.ORIENT.METAL.71099688	22.00
0136070171099689	PINHA MASSAGEM CHUV.71099689	23.00
0136070171099700	BRAÇO CHUV.PAREDE CR 71099700	29.00
0136070171099735	CHUV.PAREDE PINHA D.20 ANTI CAL.71099735	109.00
0136070171099759	PINHA CHUV.CRIVO ANTI-CALCARIO 71099759	80.00
0136070171099860	INVERSOR P/COLUNAS DUCHE CR	50.00

**CHUVEIROS DE PAREDE E PINHAS**

0136070571099654	CONJ.CHUV.PAREDE MASSAGEM 71099654	51.00
------------------	------------------------------------	-------

**SISTEMAS DE DUCHE EMBUTIR ZENITE**

01360704704010	CHUVEIRO PAREDE C/PINHA 20 CM 704010	109.00
01360704704012	TOMADA DE AGUA C/SUORTE CR.704012	34.00
01360704704016	CHUVEIRO MANUAL CILINDRICO 704016	9.50
01360704704126	MONOC.EMBUTIR TERMOSTATO C/INV.704126	228.00
01360704704646	GRUPO P/DUCHE IMBUTIR 2 SAID.QUAD.704646	314.00
01360704704917	CHUVEIRO TECTO QUADRADA 20 CM CR 704917	103.00
0136070470499802	KIT INST.GRUPO DUCHE EMBUT.3 SAIDAS	270.00

**SIST.TORN.IMB.ZENITE****MONOC.EMBUTIR C/INVERSOR (1 SAIDAS)**

013650023202601	MONOC.EMBUT.C/INVERSOR 2 SAIDAS MIRA	81.00
-----------------	--------------------------------------	-------

**TORN.DIVERSAS ZENITE****TORNEIRAS HOSPITALARES "ZENITE"**

013608023660	MONOC.HOSPITALAR DUCHE 134.01.660 CR	69.00
01360802430	MONOC.HOSPITALAR LAVAT.SIMP.3430 CCCR	54.00
01360802431	MONOC.HOSPITALAR BIDE SIMP.3431 CCCR	54.00
01360802620	MANIP.COMP.P/MONOC.COTOVELO 70899620	16.00
01360802700	MONOC.HOSPITALAR LAVA LOUCA 134.01.700	79.00
01360802721	MONOC.HOSPITALAR LAVA LOUCA 134.01.721	54.00
01360802801	TORN.COLUNA C/COMAD.COTOV.1/2 801 CR	45.00
01360802820	TORN.SERVICO COMAN.COTOVELO 820CR	52.00

**TORNEIRAS TEMPORIZADAS "ZENITE"**

0136080372501010	TORN.COLUNA TEMPORIZ.1/2 CR SM010	42.00
0136080372501011	TORN.COLUNA TEMP.C/EMULSOR CR SM011	72.00
0136080372501020	TORNEIRA SERVICO 1/2 CR SM020	85.00
0136080372501021	TORNEIRA SERVICO TEMPORIZ. ECO SM021	45.00
0136080372501025	FLUXOMETRO P/URINOL TEMP.1/2 CR SM 025	29.00
0136080372501027	FLUXOM.EMBUTIR URINOL TEMP.CR SM 027	221.00
0136080372501030	TORN.DUCHE INT.TEMPORIZADA SM 030	58.00
0136080372501031	TORN.DUCHE EXT.TEMPORIZADA SM 031	39.50
0136080372501033	TORN.EMBUTIR TEMP.C/MIST. ECO SM 033	140.00
0136080372501040	FLUXOMETRO P/SANITA 3/4 SM 040	57.00
0136080372501041	FLUXOM.P/SANITA INT.TEMPOR.3/4 SM 041	65.00
0136080372501050	TORNEIRA PEDAL COMANDO PE SM 050	119.00
0136080372501051	TORNEIRA PEDAL DUPLA SM 051	263.00
0136080372501052	TORN.PEDAL DE CHAO (EMBUTIR) SM 052	41.00
0136080372501053	TORNEIRA PEDAL SIMPLES SM 053	59.00
0136080372501055	BICA P/TORNEIRA PEDAL SM 055	68.00
0136080372501056	BICA P/TORNEIRA PEDAL SM 056	34.50
0136080372501060	CARTUCHO TEMP. P/SM 060	30.00
0136080372501061	CARTUCHO TEMP.T DUCHE INT.SM 061	26.00
0136080372501062	CARTUCHO TEMP. P/SM 062	41.00
0136080372501063	CARTUCHO TEMP. P/SM 063	27.00
0136080372501064	CARTUCHO TEMP 10/15 T.COM.COTOV SM 064	48.00
0136080372501065	CARTUCHO TEMP 15/25 DUCHE EXT. SM 065	26.00
0136080372501066	CARTUCHO TEMP. P/SM 066	30.00
0136080372501067	CARTUCHO TEMPORIZADO SM 067	22.00
0136080372501068	CAST.TEMPOR.5/10 FLUX.URINOL SM 068	30.00
0136080372501070	CART.TEMP.FLUX.EXT.3/4 ANTIG.SM 070	60.00
0136080372501072	CARTUCHO TEMP. P/SM 072	60.00





0136080372501074	CARTUCHO TEMP.P/TORN.PEDAL SM 074	31.00
0136080372501075	CARTUCHO TEMPORIZADO SM 075	48.00
0136080372501077	CARTUCHO TEMP.SM077 CR P/SM013/014	39.00
0136080372501078	CARTUCHO TEMP. P/SM 078	33.00
0136080372501100	TORN.COLUNA TEMPORIZ.COM.COTOV. SM 100	85.00
0136080372501200	CAMPANULA P/FLUX.URINOL SM 200	4.00
0136080372501250	TUBO DESC.P/URINOL RECTO SM 250	11.50
0136080372501261	TUBO DESC.L SANIT.C/PORCA SM 261	53.00
0136080372501264	TUBO DESCARGA SANITA C/DESIVIO SM 264	50.00
0136080372501265	TUBO DESC.SANITA TELESC.TEMP.SM 265	48.00
0136080372501266	TUBO DESC.L.P/SANITA C/PORCA SM 266	27.50
0136080372501900	KIT COPO P/TORN.TEMPORIZADA 72501900	1.70

**TORNEIRAS TERMOSTATICAS "ZENITE"**

013608011106	MIST.TERMOST.BANHEIRA LUX CR 73001106	165.00
013608011155	MIST.TERMOST.BASE DUCHE CR 730.01.155	150.00
013608011176	MONOB.TERM.LAVAT.VDA 1.1/4 CR 73001176	170.00
013608011201	MONOB.TERM.BIDE VDA 1.1/4 CR 73001201	170.00
0136080131660	MIST.TERMOST.BASE DUCHE 134.01.660	150.00
0136080172501240	PRE-REGUL.TEMPERATURA SM 240	26.00

**TORN.PASSAGEM/ZENITE****TORNEIRA ESQ.TIPO MONOCOMANDO**

01362602860	TORN.ESQ.TIPO MONOC.1/2X3/8 860 ESPCR	8.50
01362602862	TORN.ESQ.TIPO MONOC.1/2X1/2 862 ESPCR	8.50

**TORNEIRAS PASSAGEM ZENITE**

013626013030	CASTELO PASS.C/FLORAO 1/2 3030 NE	9.00
013626013031	CASTELO PASS.C/FLORAO 3/4 3031 NE	10.50
013626013130	TORN.PASS.C/FLORAO 1/2 NEUTRA 3130 NE	18.00
013626013131	TORN.PASS.C/FLORAO 3/4 NEUTRA 3131NE	21.50

**TORNEIRAS SEGURANÇA ZENITE**

013626030496	TORNEIRA SEGURANÇA CONTADOR 3/4 496	19.50
--------------	-------------------------------------	-------

**TORNEIRAS ZENITE IMP****KITS ZENITE MINI-KING IMPACTO CROMO**

013601024004	KIT TIPO 4 P/BASE CHUV.MINI-KING MICR	104.80
--------------	---------------------------------------	--------

**TORN.ZENITE MINI-KING IMPACTO CROMO**

013601014030	CASTELO PASSAG.MINI-KING 1/2 4030 MICR	12.50
013601014031	CASTELO PASS.MINI-KING ZN 3/4 4031 MICR	14.00
013601014100	TORNEIRA COLUNA MINI-KING 4100 MICR	22.00
013601014130	TORNEIRA PASSAG.MINI-KING 1/2 4130 MICR	21.50
013601014131	TORNEIRA PASSAG.MINI-KING 3/4 4131 MICR	25.00
013601014140	TORNEIRA SERVICO MINI-KING 1/2 4140 MICR	24.00
013601014240	TORN.ESQ.MINI-KING 1/2 E 3/8 4240 MICR	19.50
013601014250	TORNEIRA ESQUAD.MINI-KING 3/4 4250 MICR	19.50
013601014430	MONOB.LAVAT.SIMPLES MINI-KING 4430 MICR	52.00
013601014431	MONOB.BIDE SIMPLES MINI-KING 4431 MICR	52.00
013601014600	MISTURAD.BANHEIRA MINI-KING 4600 MICR	62.00
013601014660	MIST.BASE CHUVEIRO MINI-KING 4660 MICR	54.00
013601014700	MIST.L.LOUÇA BICA PR MINI-KING 4700MICR	52.00
013601014720	MONOB.L.LOUÇA BICA ALTA 4720 MICR	52.00

**TORN.ZENITE TRIUNFO IMPACTO CROMO**

013601034030	CASTELO PASSAGEM TRIUNFO 1/2 4030 TRCR	13.00
013601034031	CASTELO PASSAGEM TRIUNFO 3/4 4031 TRCR	14.50
013601034100	TORNEIRA COLUNA C/EMULSOR 4100 TRCR	22.50
013601034116	TORN.COLUNA C/BICA ALTA MOVEL 4116 TRCR	32.00
013601034130	TORNEIRA PASSAG.TRIUNFO 1/2 4130 TRCR	22.00
013601034131	TORNEIRA PASSAG.TRIUNFO 3/4 4131TRCR	25.50
013601034132	TORN.PASSAG.EXT.TRIUNFO 1/2 4132 TR	20.00
013601034133	TORN.PASSAG.EXT.TRIUNFO 3/4 4133 TR	23.50
013601034140	TORNEIRA SERVICO TRIUNFO 1/2 4140 TR	24.00



+351 244 800 160  
+351 244 802 323



geral@canalcentro.pt  
info@canalcentro.pt



R. do Bailadouro s/nº,  
2410-211 Pousos



013601034151	TORN.SERVICO C/BICA MOVEL SUP.4151TR	28.00
013601034160	TORNEIRA MAQ.LAVAR SIMPLES 4160 TRCR	20.00
013601034180	TORN.JARDIM C/PORT.MANGUEI.3/4 4180 TR	28.00
013601034191	TORN.MAQ.LAV.DUPL.C/2 SAID.3/4 4191TR	32.00
013601034240	TORNEIRA ESQUAD.1/2 OU 3/8 4240TRCR	20.00
013601034250	TORNEIRA ESQUAD.3/4 4250 TRCR	20.00
013601034430	MONOB.LAVATORIO SIMPLES 4430 TRCR	53.00
013601034431	MONOB.BIDE SIMPLES C/EMUL.OR.4431 TRCR	53.00
013601034600	MIST.BANHEIRA C/BICH./CHUV.4600 TRCR	63.00
013601034660	MIST.BASE DUCHE C/SUP.PARE.ORI.4660 TRCR	55.00
013601034700	MIST.L.LOUC.PAREDE C/BIC.PROL.4700 TRCR	53.00
013601034720	MONOBL.L.LOUC.C/BIC.ALT.MOVEL 4720 TRCR	53.00

**TORNEIRAS ZENITE SER****TORN.ZENITE ANTICA BRAN.+DOU.**

013603038100	TORNEIRA COLUNA C/EMULSOR 8100 ANBROU	46.00
013603038130	TORN.PASSAG.C/FLOR.AJUST.1/2 8130 ANBROU	35.00
013603038131	TORN.PASSAG.C/FLOR.AJUST.3/4 8131 ANBROU	39.00
013603038240	TORNEIRA ESQUAD.1/2 OU 3/4 8240 ANBROU	33.00
013603038430	MONOBL.LAVAT.SIMPLES C/EMUL.8430 ANBROU	97.00
013603038431	MONOBLOCO BIDE SIMPL.C/EMUL.8431 ANBROU	97.00
013603038450	MONOB.LAVAT.C/VDA 1.1/4 EMUL.8450 ANBROU	119.50
013603038451	MONOBL.BIDE C/VDA 1.1/4 EMUL.8451 ANBROU	119.50
013603038600	MISTUR.BANHEI.C/BICHA/CHUV.8600 ANBROU	185.00
013603038660	MISTUR.BASE CHUV.C/SUP.PARED.8660 ANBROU	145.00

**TORN.ZENITE ANTICA CROMO**

013603018030	CASTELO PASSAG.ANTICA 1/2 8030 ANCR	18.50
013603018100	TORNEIRA COLUNA C/EMULSOR 8100 ANCR	34.00
013603018130	TORN.PASS.C/FLOR.AJUST.1/2 8130 ANCR	27.50
013603018131	TORN.PASS.C/FLOR.AJUST.3/4 8131ANCR	31.50
013603018240	TORNEIRA ESQUAD.1/2 OU 3/8 8240 ANCR	26.50
013603018250	TORNEIRA ESQUADRIA 3/4 8250 ANCR	26.50
013603018400	GRUPO MIST.3FUROS S/VDA 8400 ANCR	97.00
013603018420	GRUPO MIST.3FUROS C/VDA 8420 ANCR	113.50
013603018430	MONOB.LAVAT.SIMPLES C/EMUL.8430 ANCR	77.00
013603018431	MONOB.BIDE SIMPLES C/EMUL.ORIE.8431 ANCR	77.00
013603018450	MONOBLO.LAVAT.C/VDA 1.1/4 8450 ANCR	93.50
013603018451	MONOBLO.BIDE C/VDA 1.1/4 8451 ANCR	93.50
013603018600	MIST.BANHEI.C/BICHA/CHUV.8600 ANCR	120.00
013603018601	MIST.BANHEI.ECO C/BICH./CHUV. 8601 ANCR	78.00
013603018660	MIST.BASE CHUV.C/SUP.PARED.OR.8660 ANCR	80.00
013603018700	MIST.L.LOUCA PARED.BICA PROLG. 8700 ANCR	67.00
013603018720	MONOBL.L.LOUCA C/BICA ALT.MOV.8720 ANCR	67.00

**TUBOS / ACESS.AÇO INOX PRESS****CASQ.AÇO INOX PRESS****CASQ. AÇO INOX PRESS ROSCA FEMEA**

01460501015012	CASQ.FEMEA AÇO INOX PRESS (M) 15X1/2	5.70
01460501018012	CASQ.FEMEA AÇO INOX PRESS (M) 18X1/2	5.70
01460501018034	CASQ.FEMEA AÇO INOX PRESS (M) 18X3/4	5.81
01460501022012	CASQ.FEMEA AÇO INOX PRESS (M) 22X1/2	5.81
01460501022034	CASQ.FEMEA AÇO INOX PRESS (M) 22X3/4	7.35
01460501028001	CASQ.FEMEA AÇO INOX PRESS (M) 28X1	10.26
01460501035032	CASQ.FEMEA AÇO INOX PRESS (M) 35X1	11.88
01460501035114	CASQ.FEMEA AÇO INOX PRESS (M) 35X11/4	12.51
01460501042112	CASQ.FEMEA AÇO INOX PRESS (M) 42X11/2	18.00
01460501054200	CASQ.FEMEA AÇO INOX PRESS (M) 54X2	25.50
014605010761075	CASQ.FEMEA AÇO INOX PRESS (M) 76.1X21/2	64.98

**CASQ. AÇO INOX PRESS ROSCA MACHO**

01460502015012	CASQ.MACHO AÇO INOX PRESS (M) 15X1/2	5.40
01460502018012	CASQ.MACHO AÇO INOX PRESS (M) 18X1/2	5.94



01460502018034	CASQ.MACHO AÇO INOX PRESS (M) 18X3/4	6.45
01460502022034	CASQ.MACHO AÇO INOX PRESS (M) 22X3/4	7.05
01460502028001	CASQ.MACHO AÇO INOX PRESS (M) 28X1	9.30
01460502035114	CASQ.MACHO AÇO INOX PRESS (M) 35X11/4	16.50
01460502042112	CASQ.MACHO AÇO INOX PRESS (M) 42X11/2	16.50
01460502054200	CASQ.MACHO AÇO INOX PRESS (M) 54X2	33.00
014605020761075	CASQ.MACHO AÇO INOX PRESS (M) 76.1X21/2	64.50
014605020889090	CASQ.MACHO AÇO INOX PRESS (M) 88.9X3	100.50
01460502108110	CASQ.MACHO AÇO INOX PRESS (M) 108X4	136.50

**CASQ.ACO INOX PRESS C/PORCA LOUCA FEMEA**

01460503018020	CASQ.ACO INOX PRESS C/P.LOUC.(M)18/1/2 F	6.84
01460503022025	CASQ.ACO INOX PRESS C/P.LOUC.(M)22/3/4 F	8.55
01460503028032	CASQ.ACO INOX PRESS C/P.LOUC.(M)28/1 F	19.80

**CURVAS ACO INOX PRES****CURVA 2 PEÇAS INOX PRESS C/P.LOUC**

01460207018020	CURVA 2 P.INOX PRESS P.LOUCA (M) 18X1/2	13.95
----------------	---	-------

**CURVAS 45. M/F ACO INOX PRESS**

01460202015	CURVA 45. M/F ACO INOX PRESS (M) 15	3.42
01460202018	CURVA 45. M/F ACO INOX PRESS (M) 18	3.93
01460202022	CURVA 45. M/F ACO INOX PRESS (M) 22	4.95
01460202028	CURVA 45. M/F ACO INOX PRESS (M) 28	6.15
01460202035	CURVA 45. M/F ACO INOX PRESS (M) 35	8.25
01460202042	CURVA 45. M/F ACO INOX PRESS (M) 42	10.67
01460202054	CURVA 45. M/F ACO INOX PRESS (M) 54	15.00
014602020761	CURVA 45. M/F ACO INOX PRESS (M) 76.1	48.00
014602020889	CURVA 45. M/F ACO INOX PRESS (M) 88.9	54.00
01460202108	CURVA 45. M/F ACO INOX PRESS (M) 108	72.00

**CURVAS 45.SIMPLES ACO INOX PRESS**

01460201015	CURVA 45. F/F ACO INOX PRESS (M) 15	3.70
01460201018	CURVA 45. F/F ACO INOX PRESS (M) 18	4.62
01460201022	CURVA 45. F/F ACO INOX PRESS (M) 22	5.94
01460201028	CURVA 45. F/F ACO INOX PRESS (M) 28	6.84
01460201035	CURVA 45. F/F ACO INOX PRESS (M) 35	9.06
01460201042	CURVA 45. F/F ACO INOX PRESS (M) 42	12.30
01460201054	CURVA 45. F/F ACO INOX PRESS (M)54	16.76
014602010761	CURVA 45. F/F ACO INOX PRESS (M) 76.1	48.00
014602010889	CURVA 45. F/F ACO INOX PRESS (M) 88.9	57.29
01460201108	CURVA 45. F/F ACO INOX PRESS (M) 108	82.50

**JOELHOS ACO INOX PRE****JOELHOS ACO INOX C/PATER PRESS**

01460305015012	JOELHO C/PATER ACO INOX PRESS (M) 15X1/2	8.10
01460305018012	JOELHO C/PATER ACO INOX PRESS (M) 18X1/2	8.04
01460305022034	JOELHO C/PATER ACO INOX PRESS (M) 22X3/4	10.26

**JOELHOS C/ROSC.F.ACO INOX PRESS**

01460303015012	JOELHO FEM.ACO INOX PRESS (M) 15X1/2	7.13
01460303018012	JOELHO FEM.ACO INOX PRESS (M) 18X1/2	7.50
01460303022034	JOELHO FEM.ACO INOX PRESS (M) 22X3/4	9.30
01460303028001	JOELHO FEM.ACO INOX PRESS (M) 28X1	12.75
01460303035114	JOELHO FEM.ACO INOX PRESS (M) 35X11/4	21.15

**JOELHOS C/ROSC.M.ACO INOX PRESS**

01460304015012	JOELHO MA.ACO INOX PRESS (M) 15X1/2	6.75
01460304018012	JOELHO MA.ACO INOX PRESS (M) 18X1/2	8.55
01460304022034	JOELHO MA.ACO INOX PRESS (M) 22X3/4	9.45
01460304028001	JOELHO MA.ACO INOX PRESS (M) 28X1	12.15
01460304035114	JOELHO MA.ACO INOX PRESS (M) 35X11/4	18.47
01460304042112	JOELHO MA.ACO INOX PRESS (M) 42X11/2	27.36
01460304054200	JOELHO MA.ACO INOX PRESS (M) 54X2	35.91

**JOELHOS M/F ACO INOX PRESS**

+351 244 800 160  
+351 244 802 323



geral@canalcentro.pt  
info@canalcentro.pt



R. do Bailadouro s/nº,  
2410-211 Pousos

01460302015	JOELHO M/F ACO INOX PRESS (M) 15	3.24
01460302018	JOELHO M/F ACO INOX PRESS (M) 18	3.90
01460302022	JOELHO M/F ACO INOX PRESS (M) 22	4.80
01460302028	JOELHO M/F ACO INOX PRESS (M) 28	6.00
01460302035	JOELHO M/F ACO INOX PRESS (M) 35	8.85
01460302042	JOELHO M/F ACO INOX PRESS (M) 42	13.68
01460302054	JOELHO M/F ACO INOX PRESS (M) 54	28.39
014603020761	JOELHO M/F ACO INOX PRESS (M) 76.1	54.00
014603020889	JOELHO M/F ACO INOX PRESS (M) 88.9	66.69
01460302108	JOELHO M/F ACO INOX PRESS (M) 108	94.05

**JOELHOS SIMPLES 90.ACO INOX PRESS**

01460301015	JOELHO ACO INOX PRESS (M) 15	3.45
01460301018	JOELHO ACO INOX PRESS (M) 18	4.05
01460301022	JOELHO ACO INOX PRESS (M) 22	4.95
01460301028	JOELHO ACO INOX PRESS (M) 28	6.45
01460301035	JOELHO ACO INOX PRESS (M) 35	9.30
01460301042	JOELHO ACO INOX PRESS (M) 42	14.94
01460301054	JOELHO ACO INOX PRESS (M) 54	20.25
014603010761	JOELHO ACO INOX PRESS (M) 76.1	54.72
014603010889	JOELHO ACO INOX PRESS (M) 88.9	75.60
01460301108	JOELHO ACO INOX PRESS (M) 108	102.60

**JUNCOES INOX PRESS****JUNCOES DE 3 PECAS INOX PRESS**

01460701022	JUNCAO DE 3 PECAS INOX CRAVAR (M) 22	18.81
01460701028	JUNCAO DE 3 PECAS INOX CRAVAR (M) 28	23.94
01460701035	JUNCAO DE 3 PECAS INOX CRAVAR (M) 35	27.90
01460701042	JUNCAO DE 3 PECAS INOX CRAVAR (M) 42	34.50
01460701054	JUNCAO DE 3 PECAS INOX CRAVAR (M) 54	51.30

**JUNTAS FKM SOLAR PRE****JUNTAS FKM SOLAR**

01461001015	JUNTA FKM SOLAR 15 - INOX/MT	0.51
01461001018	JUNTA FKM SOLAR 18 - INOX/MT	0.55
01461001022	JUNTA FKM SOLAR 22 - INOX/MT	0.98
01461001028	JUNTA FKM SOLAR 28 - INOX/MT	1.54
01461001042	JUNTA FKM SOLAR 42 - INOX/MT	2.74
01461001054	JUNTA FKM SOLAR 54 - INOX/MT	3.42

**MAQUINA CRAVAR PRESS****MAQUINA CRAVAR ELECTRICA PRESS**

0146190101	MAQUINA CRAVAR R220 ELETTRICA PRESS (M)	SobConsulta
------------	---	-------------

**MORDENTES ACO INOX P****MORDENTES AÇO INOX PRESS**

01462001015	MORDENTE AÇO INOX PRESS (M) 15	SobConsulta
01462001018	MORDENTE AÇO INOX PRESS (M) 18	SobConsulta
01462001022	MORDENTE AÇO INOX PRESS (M) 22	SobConsulta
01462001028	MORDENTE AÇO INOX PRESS (M) 28	SobConsulta
01462001035	MORDENTE AÇO INOX PRESS (M) 35	SobConsulta
01462001042	MORDENTE AÇO INOX PRESS (M) 42	SobConsulta

**TAMPOES ACO INOX PRE****TAMPAO SIMPLES ACO INOX PRESS**

01460601054	TAMPAO SIMPL.ACO INOX PRESS (M) 54	10.26
-------------	------------------------------------	-------

**TES ACO INOX PRESS****TE ROSC. CENTRO F.ACO INOX PRESS**

01460403015012	TE R.CENT.F.ACO INOX PRESS (M) 15X1/2	6.67
01460403018012	TE R.CENT.F.ACO INOX PRESS (M) 18X1/2	7.52
01460403018034	TE R.CENT.F.ACO INOX PRESS (M) 18X3/4	8.36
01460403022012	TE R.CENT.F.ACO INOX PRESS (M) 22X1/2	8.72
01460403022034	TE R.CENT.F.ACO INOX PRESS (M) 22X3/4	9.83
01460403028012	TE R.CENT.F.ACO INOX PRESS (M) 28X1/2	9.90



01460403028034	TE R.CENT.F.ACO INOX PRESS (M) 28X3/4	10.43
01460403035012	TE R.CENT.F.ACO INOX PRESS (M) 35X1/2	11.93
01460403035034	TE R.CENT.F.ACO INOX PRESS (M) 35X3/4	13.00
01460403042012	TE R.CENT.F.ACO INOX PRESS (M) 42X1/2	13.51
01460403042034	TE R.CENT.F.ACO INOX PRESS (M) 42X3/4	14.96
01460403042100	TE R.CENT.F.ACO INOX PRESS (M) 42X1	16.76
01460403042112	TE R.CENT.F.ACO INOX PRESS (M) 42X11/2	22.61
01460403054012	TE R.CENT.F.ACO INOX PRESS (M) 54X1/2	17.61
01460403054034	TE R.CENT.F.ACO INOX PRESS (M) 54X3/4	17.96
01460403054200	TE R.CENT.F.ACO INOX PRESS (M) 54X2	33.00
014604030761025	TE R.CENT.F.ACO INOX PRESS (M) 76X3/4	61.50
014604030761063	TE R.CENT.F.ACO INOX PRESS (M) 76.1X2	78.00
014604030889025	TE R.CENT.F.ACO INOX PRESS (M) 88.X3/4	78.00
014604030889063	TE R.CENT.F.ACO INOX PRESS (M) 88.9X2	87.00
01460403108025	TE R.CENT.F.ACO INOX PRESS (M) 108X3/4	100.50
01460403108063	TE R.CENT.F.ACO INOX PRESS (M) 108X2	106.50

**TES REDUCAO ACO INOX PRESS**

01460402018015018	TE RED.ACO INOX PRESS (M) 18X15X18	6.00
01460402022015022	TE RED.ACO INOX PRESS (M) 22X15X22	6.60
01460402022018022	TE RED.ACO INOX PRESS (M) 22X18X22	6.90
01460402028015028	TE RED.ACO INOX PRESS (M) 28X15X28	7.95
01460402028018028	TE RED.ACO INOX PRESS (M) 28X18X28	8.40
01460402028022028	TE RED.ACO INOX PRESS (M) 28X22X28	8.55
01460402035015035	TE RED.ACO INOX PRESS (M) 35X15X35	9.90
01460402035018035	TE RED.ACO INOX PRESS (M) 35X18X35	10.20
01460402035022035	TE RED.ACO INOX PRESS (M) 35X22X35	10.50
01460402035028035	TE RED.ACO INOX PRESS (M) 35X28X35	10.80
01460402042022042	TE RED.ACO INOX PRESS (M) 42X22X42	13.80
01460402042028042	TE RED.ACO INOX PRESS (M) 42X28X42	14.25
01460402042035042	TE RED.ACO INOX PRESS (M) 42X35X42	15.00
01460402054015054	TE RED.ACO INOX PRESS (M) 54X15X54	18.00
01460402054022054	TE RED.ACO INOX PRESS (M) 54X22X54	17.10
01460402054028054	TE RED.ACO INOX PRESS (M) 54X28X54	16.65
01460402054035054	TE RED.ACO INOX PRESS (M) 54X35X54	17.44
01460402054042054	TE RED.ACO INOX PRESS (M) 54X42X54	16.93
01460402076022076	TE RED.ACO INOX PRESS (M) 76.1X22X76.1	51.30
01460402076028076	TE RED.ACO INOX PRESS (M) 76.1X28X76.1	54.00
01460402076035076	TE RED.ACO INOX PRESS (M) 76.1X35X76.1	59.85
01460402076042076	TE RED.ACO INOX PRESS (M) 76.1X42X76.1	59.85
01460402076054076	TE RED.ACO INOX PRESS (M) 76.1X54X76.1	59.85
01460402088022088	TE RED.ACO INOX PRESS (M) 88.9X22X88.9	59.85
01460402088028088	TE RED.ACO INOX PRESS (M) 88.9X28X88.9	59.85
01460402088035088	TE RED.ACO INOX PRESS (M) 88.9X35X88.9	68.40
01460402088042088	TE RED.ACO INOX PRESS (M) 88.9X42X88.9	68.40
01460402088054088	TE RED.ACO INOX PRESS (M) 88.9X54X88.9	68.40
01460402088076088	TE RED.ACO INOX PRESS (M) 88.9X76X88.9	76.95
01460402108022108	TE RED.ACO INOX PRESS (M) 108X22X108	76.95
01460402108028108	TE RED.ACO INOX PRESS (M) 108X28X108	82.50
01460402108035108	TE RED.ACO INOX PRESS (M) 108X35X108	82.50
01460402108042108	TE RED.ACO INOX PRESS (M) 108X42X108	90.00
01460402108054108	TE RED.ACO INOX PRESS (M) 108X54X108	97.50
014604021080761108	TE RED.ACO INOX PRESS (M) 108X76.1X108	100.50
014604021080889108	TE RED.ACO INOX PRESS (M) 108X88.9X108	115.50

**TES SIMPLES ACO INOX PRESS**

01460401015	TE SIMPL.ACO INOX PRESS (M) 15	5.70
01460401018	TE SIMPL.ACO INOX PRESS (M) 18	6.75
01460401022	TE SIMPL.ACO INOX PRESS (M) 22	7.50
01460401028	TE SIMPL.ACO INOX PRESS (M) 28	9.00
01460401035	TE SIMPL.ACO INOX PRESS (M) 35	11.40



+351 244 800 160  
+351 244 802 323



geral@canalcentro.pt  
info@canalcentro.pt



R. do Bailadouro s/nº,  
2410-211 Pousos



01460401042	TE SIMPL.ACO INOX PRESS (M) 42	15.75
01460401054	TE SIMPL.ACO INOX PRESS (M) 54	19.50
014604010761	TE SIMPL.ACO INOX PRESS (M) 76.1	69.00
014604010889	TE SIMPL.ACO INOX PRESS (M) 88.9	82.50
01460401108	TE SIMPL.ACO INOX PRESS (M) 108	120.00

**TUBOS ACO INOX AISI****MT TUBO AÇO INOX AISI 316L PRESS**

01460001015	TUBO ACO INOX AISI 316 CRAV.15X1.0MM	3.44
01460001018	TUBO ACO INOX AISI 316 CRAV.18X1.0MM	4.16
01460001022	TUBO ACO INOX AISI 316 CRAV.22X1.2MM	5.64
01460001028	TUBO ACO INOX AISI 316 CRAV.28X1.2MM	7.20
01460001035	TUBO ACO INOX AISI 316 CRAV.35X1.5MM	11.00
01460001042	TUBO ACO INOX AISI 316 CRAV.42X1.5MM	13.50
01460001054	TUBO ACO INOX AISI 316 CRAV.54X1.5MM	17.10
014600010761	TUBO ACO INOX AISI 316 CRAV.76.1X2MM	35.55
014600010889	TUBO ACO INOX AISI 316 CRAV.88.9X2MM	42.22
01460001108	TUBO ACO INOX AISI 316 CRAV.108X2MM	52.00

**UNIOES ACO INOX PRES****UNIOES COMPRIDA ACO INOX PRESS**

01460105015	UNIAO COMPRIDA ACO INOX PRESS (M) 15	4.89
01460105018	UNIAO COMPRIDA ACO INOX PRESS (M) 18	5.10
01460105022	UNIAO COMPRIDA ACO INOX PRESS (M) 22	5.81
01460105028	UNIAO COMPRIDA ACO INOX PRESS (M) 28	6.81
01460105035	UNIAO COMPRIDA ACO INOX PRESS (M) 35	14.03
01460105042	UNIAO COMPRIDA ACO INOX PRESS (M) 42	15.03
01460105054	UNIAO COMPRIDA ACO INOX PRESS (M) 54	16.70
01460105076	UNIAO COMPRIDA ACO INOX PRESS (M) 76	94.83
01460105108	UNIAO COMPRIDA ACO INOX PRESS (M) 108	109.40

**UNIOES CRUZAM. SIMPLES ACO INOX PRESS**

01460103015	UNIAO CRUZ.ACO INOX PRESS M/M (M) 15	7.90
01460103018	UNIAO CRUZ.ACO INOX PRESS M/M (M) 18	8.39
01460103022	UNIAO CRUZ.ACO INOX PRESS M/M (M) 22	8.53
01460103028	UNIAO CRUZ.ACO INOX PRESS M/M (M) 28	12.13

**UNIOES FLANGEADA ACO INOX PRESS**

01460106076	UNIAO FLANGEADA ACO INOX PRESS (M) 76	117.99
01460106088	UNIAO FLANGEADA ACO INOX PRESS (M) 88	145.35
01460106108	UNIAO FLANGEADA ACO INOX PRESS (M) 108	180.00

**UNIOES RED. ACO INOX M/F PRESS**

01460102018015	UNIAO RED.ACO INOX M/F PRESS (M) 18X15	2.93
01460102022015	UNIAO RED.ACO INOX M/F PRESS (M) 22X15	3.30
01460102022018	UNIAO RED.ACO INOX M/F PRESS (M) 22X18	3.30
01460102028015	UNIAO RED.ACO INOX M/F PRESS (M) 28X15	4.80
01460102028018	UNIAO RED.ACO INOX M/F PRESS (M) 28X18	4.28
01460102028022	UNIAO RED.ACO INOX M/F PRESS (M) 28X22	4.05
01460102035022	UNIAO RED.ACO INOX M/F PRESS (M) 35X22	4.55
01460102035028	UNIAO RED.ACO INOX M/F PRESS (M) 35X28	6.00
01460102042022	UNIAO RED.ACO INOX M/F PRESS (M) 42X22	9.00
01460102042028	UNIAO RED.ACO INOX M/F PRESS (M) 42X28	9.00
01460102042035	UNIAO RED.ACO INOX M/F PRESS (M) 42X35	7.50
01460102054022	UNIAO RED.ACO INOX M/F PRESS (M) 54X22	16.02
01460102054028	UNIAO RED.ACO INOX M/F PRESS (M) 54X28	16.13
01460102054035	UNIAO RED.ACO INOX M/F PRESS (M) 54X35	11.97
01460102054042	UNIAO RED.ACO INOX M/F PRESS (M) 54X42	16.44
01460102076054	UNIAO RED.ACO INOX M/F PRESS (M) 76.1X54	36.34
01460102088054	UNIAO RED.ACO INOX M/F PRESS (M) 88.9X54	32.48
01460102088076	UNIAO R.ACO INOX M/F PRESS (M) 88.9X76.1	39.00
01460102108054	UNIAO RED.ACO INOX M/F PRESS (M) 108X54	43.50
014601021080761	UNIAO RED.ACO INOX M/F PRESS (M)108X76.1	54.00
014601021080889	UNIAO RED.ACO INOX M/F PRESS (M)108X88.9	67.50





**UNIOES SIMPLES ACO INOX PRESS**

01460101015	UNIAO SIMPLES ACO INOX PRESS (M) 15	2.12
01460101018	UNIAO SIMPLES ACO INOX PRESS (M) 18	2.40
01460101022	UNIAO SIMPLES ACO INOX PRESS (M) 22	2.70
01460101028	UNIAO SIMPLES ACO INOX PRESS (M) 28	3.75
01460101035	UNIAO SIMPLES ACO INOX PRESS (M) 35	4.50
01460101042	UNIAO SIMPLES ACO INOX PRESS (M) 42	6.00
01460101054	UNIAO SIMPLES ACO INOX PRESS (M) 54	8.64
01460101076	UNIAO SIMPLES ACO INOX PRESS (M) 76.1	27.00
014601010889	UNIAO SIMPLES ACO INOX PRESS (M) 88.9	34.50
01460101108	UNIAO SIMPLES ACO INOX PRESS (M) 108	55.12

**TUBOS / ACESS.F.F.SMU METALITE****ABRACADEIRAS SMU MET****ABRACADEIRAS DENTADA C/TA "802" METALITE**

01330503100	ABRACAD.DENTADA C/TAMPAO METALITE 100MM	50.39
-------------	---	-------

**ABRACADEIRAS FIX.VERTICAL "802" METALITE**

01330502050	ABRACAD.FIX.VERT.802 METALITE 50MM	2.36
01330502075	ABRACAD.FIX.VERT.802 METALITE 75MM	2.50
01330502100	ABRACAD.FIX.VERT.802 METALITE 100MM	3.13
01330502125	ABRACAD.FIX.VERT.802 METALITE 125MM	3.35
01330502150	ABRACAD.FIX.VERT.802 METALITE 150MM	3.87

**ABRACADEIRAS SUSPENSÃO "401" METALITE**

01330501050	ABRACAD.SUSPENSÃO 401 METALITE 50MM	2.36
01330501075	ABRACAD.SUSPENSÃO 401 METALITE 75MM	2.82
01330501100	ABRACAD.SUSPENSÃO 401 METALITE 100MM	3.35
01330501125	ABRACAD.SUSPENSÃO 401 METALITE 125MM	3.65
01330501150	ABRACAD.SUSPENSÃO 401 METALITE 150MM	3.87
01330501200	ABRACAD.SUSPENSÃO 401 METALITE 200MM	8.24
01330501250	ABRACAD.SUSPENSÃO 401 METALITE 250MM	9.19
01330501300	ABRACAD.SUSPENSÃO 401 METALITE 300MM	10.01

**BUJÕES EXPANSÃO SMU****BUJÕES DE EXPANSÃO SMU METALITE**

01330801050	BUJAO EXPANSÃO SMU METALITE 50MM	17.59
01330801075	BUJAO EXPANSÃO SMU METALITE 75MM	20.82
01330801100	BUJAO EXPANSÃO SMU METALITE 100MM	26.02
01330801125	BUJAO EXPANSÃO SMU METALITE 125MM	31.18
01330801150	BUJAO EXPANSÃO SMU METALITE 150MM	38.77
01330801200	BUJAO EXPANSÃO SMU METALITE 200MM	78.02
01330801250	BUJAO EXPANSÃO SMU METALITE 250MM	116.11
01330801300	BUJAO EXPANSÃO SMU METALITE 300MM	164.40

**CONES EXCÊNTRICOS SMU****CONES EXCÊNTRICOS SMU METALITE**

01330401075050	CONE EXCENT.SMU METALITE 75X50	12.59
01330401100050	CONE EXCENT.SMU METALITE 100X50	15.55
01330401100075	CONE EXCENT.SMU METALITE 100X75	15.06
01330401125075	CONE EXCENT.SMU METALITE 125X75	17.70
01330401125100	CONE EXCENT.SMU METALITE 125X100	17.70
01330401150075	CONE EXCENT.SMU METALITE 150X75	23.08
01330401150100	CONE EXCENT.SMU METALITE 150X100	23.08
01330401150125	CONE EXCENT.SMU METALITE 150X125	23.08
01330401200100	CONE EXCENT.SMU METALITE 200X100	44.69
01330401200125	CONE EXCENT.SMU METALITE 200X125	44.69
01330401200150	CONE EXCENT.SMU METALITE 200X150	44.69
01330401250150	CONE EXCENT.SMU METALITE 250X150	89.24
01330401250200	CONE EXCENT.SMU METALITE 250X200	89.24
01330401300150	CONE EXCENT.SMU METALITE 300X150	125.21
01330401300200	CONE EXCENT.SMU METALITE 300X200	125.21
01330401300250	CONE EXCENT.SMU METALITE 300X250	125.21





**CURVAS METALITE****CURVAS METALITE 22.**

01330204100	CURVA METALITE 22. 100MM	13.88
01330204150	CURVA METALITE 22. 150MM	24.94

**CURVAS METALITE 45.**

01330201050	CURVA METALITE 45. 50MM	9.95
01330201075	CURVA METALITE 45. 75MM	12.59
01330201100	CURVA METALITE 45. 100MM	13.85
01330201125	CURVA METALITE 45. 125MM	20.28
01330201150	CURVA METALITE 45. 150MM	24.94
01330201200	CURVA METALITE 45. 200MM	54.67
01330201250	CURVA METALITE 45. 250MM	114.28
01330201300	CURVA METALITE 45. 300MM	176.29

**CURVAS METALITE 90.**

01330202050	CURVA METALITE 90. 50MM	9.95
01330202075	CURVA METALITE 90. 75MM	12.59
01330202100	CURVA METALITE 90. 100MM	13.85
01330202125	CURVA METALITE 90. 125MM	20.28
01330202150	CURVA METALITE 90. 150MM	24.94
01330202200	CURVA METALITE 90. 200MM	54.67
01330202250	CURVA METALITE 90. 250MM	114.58
01330202300	CURVA METALITE 90. 300MM	176.29

**FORQUILHAS SIMPLES M****FORQUILHAS DERIV.RE.D.SMU METALITE 45.**

01330304075050	FORQ.RE.D.SMU METALI.45. 75X50	19.77
01330304100050	FORQ.RE.D.SMU METALI.45. 100X50	25.72
01330304100075	FORQ.RE.D.SMU METALI.45. 100X75	25.72
01330304125050	FORQ.RE.D.SMU METALI.45. 125X50	40.46
01330304125075	FORQ.RE.D.SMU METALI.45. 125X75	40.46
01330304125100	FORQ.RE.D.SMU METALI.45. 125X100	40.46
01330304150100	FORQ.RE.D.SMU METALI.45. 150X100	60.13
01330304150125	FORQ.RE.D.SMU METALI.45. 150X125	60.13
01330304200075	FORQ.RE.D.SMU METALI.45. 200X75	144.25
01330304200100	FORQ.RE.D.SMU METALI.45. 200X100	139.52
01330304200125	FORQ.RE.D.SMU METALI.45. 200X125	139.52
01330304200150	FORQ.RE.D.SMU METALI.45. 200X150	139.52
01330304250150	FORQ.RE.D.SMU METALI.45. 250X150	295.96
01330304250200	FORQ.RE.D.SMU METALI.45. 250X200	295.96
01330304300100	FORQ.RE.D.SMU METALI.45. 300X100	378.36
01330304300125	FORQ.RE.D.SMU METALI.45. 300X125	378.36
01330304300200	FORQ.RE.D.SMU METALI.45. 300X200	378.36
01330304300250	FORQ.RE.D.SMU METALI.45. 300X250	378.36

**FORQUILHAS DERIV.RE.D.SMU METALITE 90.**

01330305075050	FORQ.RE.D.SMU METALI.90. 75X50	19.77
01330305100050	FORQ.RE.D.SMU METALI.90. 100X50	25.72
01330305100075	FORQ.RE.D.SMU METALI.90. 100X75	25.72
01330305125100	FORQ.RE.D.SMU METALI.90. 125X100	40.46

**FORQUILHAS DUPLAS METALITE 45.**

01330307100	FORQ.DUPLA METALITE 45. 100MM	38.31
01330307125	FORQ.DUPLA METALITE 45. 125MM	60.42
01330307150	FORQ.DUPLA METALITE 45. 150MM	90.29

**FORQUILHAS DUPLAS METALITE 68.**

01330309200	FORQ.DUPLA METALITE 68. 200MM	188.70
-------------	-------------------------------	--------

**FORQUILHAS DUPLAS METALITE 90.**

01330308100	FORQ.DUPLA METALITE 90. 100MM	38.31
-------------	-------------------------------	-------

**FORQUILHAS SIMPLES METALITE 45.**

01330301050	FORQ.SIMPLES METALITE 45. 50MM	17.59
01330301075	FORQ.SIMPLES METALITE 45. 75MM	19.77



01330301100	FORQ.SIMPLES METALITE 45. 100MM	25.72
01330301125	FORQ.SIMPLES METALITE 45. 125MM	40.46
01330301150	FORQ.SIMPLES METALITE 45. 150MM	60.13
01330301200	FORQ.SIMPLES METALITE 45. 200MM	139.52
01330301250	FORQ.SIMPLES METALITE 45. 250MM	295.96
01330301300	FORQ.SIMPLES METALITE 45. 300MM	378.36

**FORQUILHAS SIMPLES METALITE 90.**

01330302050	FORQ.SIMPLES METALITE 90. 50MM	17.59
01330302075	FORQ.SIMPLES METALITE 90. 75MM	19.77
01330302100	FORQ.SIMPLES METALITE 90. 100MM	28.29
01330302125	FORQ.SIMPLES METALITE 90. 125MM	40.46
01330302150	FORQ.SIMPLES METALITE 90. 150MM	60.13
01330302200	FORQ.SIMPLES METALITE 90. 200MM	125.58
01330302250	FORQ.SIMPLES METALITE 90. 250MM	295.96
01330302300	FORQ.SIMPLES METALITE 90. 300MM	378.36

**JUNCOES LIGACAO PVC****JUNCOES LIGACAO PVC / SMU METALITE**

01330901050050	ANEL COMPENSACAO PVC 50/SMU 50MM 156399	7.51
01330901090100	ANEL COMPENSACAO PVC 90/SMU 100MM 156555	25.80
01330901110125	ANEL COMPENSACAO PVC110/SMU 125MM 156635	25.54
01330901125125	ANEL COMPENSACAO PVC125 /SMU 125MM	12.50

**JUNTAS SMU METALITE****JUNTAS RAPIDAS GLOBAL W2**

01330605050	JUNTA RAPIDA GLOBAL NG - W2 50MM	3.54
01330605075	JUNTA RAPIDA GLOBAL NG - W2 75MM	4.53
01330605100	JUNTA RAPIDA GLOBAL NG - W2 100MM	3.90
01330605125	JUNTA RAPIDA GLOBAL NG - W2 125MM	8.07
01330605150	JUNTA RAPIDA GLOBAL NG - W2 150MM	8.28
01330605200	JUNTA RAPIDA GLOBAL NG - W2 200MM	16.01
01330605250	JUNTA RAPIDA GLOBAL NG - W2 250MM	21.17
01330605300	JUNTA RAPIDA GLOBAL NG - W2 300MM	23.22

**JUNTAS TRANSICAO EK SMU METALITE**

01330604100	JUNTA TRANS.EK FIX SMU METALITE 100	20.63
-------------	-------------------------------------	-------

**SIFOES SMU METALITE****SIFOES SMU METALITE**

01331101050	SIFAO SMU METALITE 50MM	76.78
01331101075	SIFAO SMU METALITE 75MM	100.78
01331101100	SIFAO SMU METALITE 100MM	116.49
01331101125	SIFAO SMU METALITE 125MM	155.74
01331101150	SIFAO SMU METALITE 150MM	210.35
01331101200	SIFAO SMU METALITE 200MM	414.57

**TAMPOES SMU METALITE****TAMPOES HERMETICOS**

01330702100	TAMPAO HERMET.SMU METALITE 100MM	24.60
01330702125	TAMPAO HERMET.SMU METALITE 125MM	29.47
01330702150	TAMPAO HERMET.SMU METALITE 150MM	36.69
01330702200	TAMPAO HERMET.SMU METALITE 200MM	73.82

**TAMPOES SIMPLES SMU METALITE**

01330701050	TAMPAO SIMPLES SMU METALITE 50MM	10.90
01330701075	TAMPAO SIMPLES SMU METALITE 75MM	12.32
01330701100	TAMPAO SIMPLES SMU METALITE 100MM	15.55
01330701125	TAMPAO SIMPLES SMU METALITE 125MM	19.48
01330701150	TAMPAO SIMPLES SMU METALITE 150MM	22.71
01330701200	TAMPAO SIMPLES SMU METALITE 200MM	47.19
01330701250	TAMPAO SIMPLES SMU METALITE 250MM	56.39
01330701300	TAMPAO SIMPLES SMU METALITE 300MM	68.04

**TES DE VISITA SMU ME****TES DE VISITA SMU METALITE**

+351 244 800 160  
+351 244 802 323



geral@canalcentro.pt  
info@canalcentro.pt



R. do Bailadouro s/nº,  
2410-211 Pousos



01331001050	TE VISITA SMU METALITE 50	37.56
01331001075	TE VISITA SMU METALITE 75	41.73
01331001100	TE VISITA SMU METALITE 100	48.94
01331001125	TE VISITA SMU METALITE 125	76.67
01331001150	TE VISITA SMU METALITE 150	97.04
01331001200	TE VISITA SMU METALITE 200	171.77
01331001250	TE VISITA SMU METALITE 250	203.41
01331001300	TE VISITA SMU METALITE 300	254.74

**TUBOS SMU METALITE****TUBOS SMU METALITE**

01330101050	METRO TUBO SMU METALITE 50	17.75
01330101075	METRO TUBO SMU METALITE 75	20.14
01330101100	METRO TUBO SMU METALITE 100	23.98
01330101125	METRO TUBO SMU METALITE 125	31.78
01330101150	METRO TUBO SMU METALITE 150	39.57
01330101200	METRO TUBO SMU METALITE 200	63.81
01330101250	METRO TUBO SMU METALITE 250	97.02
01330101300	METRO TUBO SMU METALITE 300	121.80

**TUBOS / ACESS.MULTICAMADA PERFIL-AL****ACESS.P/SISTEMA MULT****COMANDOS DE MANIPULO**

0137150101	COMANDO OCULTO C/ESPELHO MULTICAM.	13.60
0137150104	MANIPULO C/ESPELHO AJUSTAVEL MULTICAM.	13.40

**ADAPTADORES MULTICAP****ADAPTADORES MULT. PERFIL-ALU-PEX**

01370801016025	ADAPTADOR CRAV.MULTICAPA 16X3/4	6.70
----------------	---------------------------------	------

**CALIBRADORES MULTICA****CALIBRADOR ABOC.ESC.MULT. PERFIL-ALU-PEX**

01371102016018020	ESCARIADOR 16X18X20	21.50
01371102020025032	ESCARIADOR 20X25X32	12.20

**CALIBRADORES ESCAR. MULT. PERFIL-ALU-PEX**

01371103040	CALIBRADOR ESCAREADOR MULTICAPA 40	159.20
-------------	------------------------------------	--------

**CASQUILHOS CRAVAMENT****CASQUILHO INOX CRAVAR MULTICAPA**

01371201016	CASQ.INOX CRAVAR MULTICAPA 16X16	1.00
01371201020	CASQ.INOX CRAVAR MULTICAPA 20X20	1.40
01371201025	CASQ.INOX CRAVAR MULTICAPA 25X25	3.00
01371201032	CASQ.INOX CRAVAR MULTICAPA 32X32	3.40

**CASQUILHOS MULTICAP.****CASQUILHOS MACHO MULTIC.PERFIL-ALU-PEX**

01370301040032	CASQ.MACHO MULT.PERFIL-ALU-PEX 40X1	31.10
----------------	-------------------------------------	-------

**MOLAS CRAV.MULTICAPA****MOLAS CRAV.EXT. MULT. PERFIL-ALU-PEX**

01371002016	MOLA EXTERIOR P/MULTICAMADA 16	14.30
01371002020	MOLA EXTERIOR P/MULTICAMADA 20	20.59
01371002025	MOLA EXTERIOR P/MULTICAMADA 25	21.40
01371002032	MOLA EXTERIOR P/MULTICAMADA 32	32.40

**MOLAS CRAV.INT.MULT. PERFIL-ALU-PEX**

01371001016	MOLA INTERIOR P/MULTICAMADA 16	11.40
01371001020	MOLA INTERIOR P/MULTICAMADA 20	17.00
01371001025	MOLA INTERIOR P/MULTICAMADA 25	23.80

**TES MULTICAPA PRESS****TES DE REDUÇÃO MULT. PERFIL-ALU-PEX**

01370502063025063	TE RED.MULTICAPA PERFIL-ALU-PEX 63X25X63	220.00
-------------------	--	--------

**TUBO MULTICAPA PERFI****TUBOS MULT.PERFIL-ALU-PEX ROLO**

01370101020	TUBO MULT.PERFIL-ALU-PEX ROLO 20X2,0	3.03
-------------	--------------------------------------	------



01370101025	TUBO MULT.PERFIL-ALU-PEX ROLO 25X2,5	4.73
01370101032	TUBO MULT.PERFIL-ALU-PEX ROLO 32X3,0	7.40

**TUBOS MULT.PERFIL-ALU-PEX ISOL.BR.ROLO**

01370104032	TUBO PERFIL-ALU-PEX ISOLADO BR.32X3,0 R.	13.47
-------------	--	-------

**TUBOS / ACESS.MULTICAMADA PEX GIACO****ACESSORIOS P/SISTEMA****ACESSORIOS P/SISTEMA "PEX-AL-PEX"**

0138070104	RP202 MORDENTE P/MAQ.PRENS.GIAC.26	SobConsulta
0138070106	RP208A MOLA EXT.P/TUBO PEX-AL-PEX 26	9.47
01380701RP202Y014	RP202 MORDENTE P/MAQ.PRENS.GIAC.26	SobConsulta
01380701RP202Y016U	RP202 MORDENTE P/MAQ.PRENS.GIAC.16 USADA	SobConsulta
01380701RP202Y020U	RP202 MORDENTE P/MAQ.PRENS.GIAC.20 USADA	SobConsulta
01380701RP202Y026U	RP202 MORDENTE P/MAQ.PRENS.GIAC.26 USADA	SobConsulta
01380701RP209Y001	RP209 CALIBRADOR P/TUBO PEX-AL-PEX 14-20	54.09
01380701RP209Y002	RP209 CALIBRADOR P/TUBO PEX-AL-PEX 26-32	58.16

**ADAPTADORES P/TUBO P****ADAPTADORES P/T.PEX R179**

01380803R179X104	R179 ADAPTADOR TUBO PEX 22X25X2,5	3.45
------------------	-----------------------------------	------

**ADAPTADORES P/T.PEX R179E**

01380802R179EX024	R179E ADAP.TUBO PEX 3/4 EX(16X2)	2.43
01380802R179EX025	R179E ADAP.TUBO PEX 3/4 EX(17X2)	2.43
01380802R179EX027	R179E ADAP.TUBO PEX 3/4 EX(20X2)	4.20
01380802R179EY055	R179E ADAP.TUBO PEX 1/2 EY(16X2,0)	1.80
01380802R179RX022	R179E ADAP.TUBO PEX 3/4 EX(16X1,5)	2.51

**ADAPTADORES P/T.PEX-AL-PEX R179 E R179AM**

01380801R179AY071	R179A ADAPTADOR P/PEX 28X32X2,9	6.71
01380801R179MX012	R179AM ADAPTADOR P/PEX 16X14X2	2.02
01380801R179MX013	R179AM ADAPT.PEX-AL-PEX 16X16X2,2	2.02
01380801R179MX014	R179AM ADAPT.PEX-AL-PEX 16X16X2	2.02
01380801R179MX015	R179AM ADAPT.PEX-AL-PEX 16X18X2	2.02
01380801R179MX016	R179AM ADAPTADOR P/PEX 12X16X2,2	1.44
01380801R179MX019	R179AM ADAPTADOR T/PEX/AL 16X(17X2)	2.65
01380801R179MX020	R179AM ADAPT.PEX-AL-PEX 16X20X2	2.02
01380801R179MX022	R179AM ADAPTADOR P/PEX 18X14X2	2.43
01380801R179MX023	R179AM ADAPTADOR P/PEX 18X16X2,2	2.43
01380801R179MX024	R179AM ADAPT.PEX-AL-PEX 18X16X2	2.43
01380801R179MX025	R179AM ADAPT.PEX-AL-PEX 18X18X2	2.43
01380801R179MX026	R179AM ADAPT.PEX-AL-PEX 18X20X2	2.43
01380801R179MX034	R179AM ADAPT.PEX-AL-PEX 18X( 17X2)	2.43
01380801R179MX038	R179AM ADAPT.PEX-AL-PEX 16X20X2,8	2.02
01380801R179MX040	R179AM ADAPT.PEX-AL-PEX 22X26X3	5.49
01380801R179MX041	R179AM ADAPT.PEX-AL-PEX 22X20X2	3.41
01380801R179MX045	R179AM ADAPT.PEX-AL-PEX 28X32X3	8.09
01380801R179X017	R179 ADAPTADOR P/PEX 12X16X2,0	1.59
01380801R179X019	R179 ADAPTADOR P/PEX 12X16X1,5	2.61
01380801R179X021	R179 ADAPT.PEX-AL-PEX 12X14X1,5	2.61
01380801R179X025	R179 ADAPTADOR P/PEX 16X12X2	1.89
01380801R179X033	R179 ADAPTADOR P/PEX 16X15X2,5	3.19
01380801R179X040	R179 ADAPT.PEX-AL-PEX 16X16X1,8	2.21
01380801R179X051	R179 ADAPT.PEX-AL-PEX 16X20X1,9	2.21
01380801R179X062	R179 ADAPTADOR P/PEX 18X12X2	2.21
01380801R179X076	R179 ADAPTADOR P/PEX 18X16X1,8	2.64
01380801R179X087	R179 ADAPTADOR P/PEX 18X20X2,8	2.43
01380801R179X101	R179 ADAPTADOR P/PEX 22X20X2	3.06
01380801R179X103	R179 ADAPTADOR P/PEX 22X25X3,5	3.64
01380801R179X105	R179 ADAPTADOR P/PEX 22X25X2,3	3.37

**CURVAS 90.PEX-AL-PEX****RP122 CURVAS SIMPLES 90. "PEX-AL-PEX"**

+351 244 800 160  
+351 244 802 323



geral@canalcentro.pt  
info@canalcentro.pt



R. do Bailadouro s/nº,  
2410-211 Pousos



01380401040	RP122 CURVA SIMP.90. PEX-AL-PEX 40	43.86
01380401RM122Y003	RM122 CURVA SIMP.90. PEX-AL-PEX 16	4.46
01380401RM122Y007	RM122 CURVA SIMP.90. PEX-AL-PEX 20	5.53
01380401RM122Y009	RM122 CURVA SIMP.90. PEX-AL-PEX 26	7.98
01380401RM122Y011	RM122 CURVA SIMP.90. PEX-AL-PEX 32	11.81
01380401RM122Y013	RM122 CURVA SIMP.90. PEX-AL-PEX 40x3.5	45.18
01380401RM122Y014	RM122 CURVA SIMP.90. PEX-AL-PEX 50	62.13

**RP127 CURVAS MACHO 90. "PEX-AL-PEX"**

01380402RM127Y033	RM127 CURVA M 90. PEX-AL-PEX 1/2X16	3.37
01380402RM127Y037	RM127 CURVA M 90. PEX-AL-PEX 1/2X20	4.04
01380402RM127Y047	RM127 CURVA M 90. PEX-AL-PEX 3/4X20	4.54
01380402RM127Y049	RM127 CURVA M 90. PEX-AL-PEX 3/4X26	6.14
01380402RM127Y059	RM127 CURVA M 90. PEX-AL-PEX 1X32	SobConsulta

**RP129 CURVAS FEMEAS 90. "PEX-AL-PEX"**

01380403RM129Y033	RM129 CURVA F 90. PEX-AL-PEX 1/2X16	3.70
01380403RM129Y037	RM129 CURVA F 90. PEX-AL-PEX 1/2X20	4.39
01380403RM129Y047	RM129 CURVA F 90. PEX-AL-PEX 3/4X20	4.85
01380403RM129Y049	RM129 CURVA F 90. PEX-AL-PEX 3/4X26	6.57
01380403RM129Y059	RM129 CURVA F 90. PEX-AL-PEX 1X32	8.09

**JOELHOS C/PATER PEX****RP139 JOELHOS C/PATER "PEX-AL-PEX"**

01380601RM139Y033	RM139 JOELHO F C/P.PEX-AL-PEX 1/2X16	5.05
01380601RM139Y037	RM139 JOELHO F C/P.PEX-AL-PEX 1/2X20	4.94
01380601RM139Y049	RM139 JOELHO F C/P.PEX-AL-PEX 3/4X26	7.10

**LIGADORES PEX-AL-PEX****RM179 LIGADORES DE LIG.C/P.LOUCA PEX-AL**

01380304RM179Y053	RM179SP LIG.PEX-AL-PEX C/P.LOU.1/2 (16X2)	2.88
01380304RM179Y056	RM179SP LIG.PEX-AL-PEX C/P.LOU.1/2 (20X2)	3.69
01380304RM179Y066	RM179SP LIG.PEX-AL-PEX C/P.LOU.3/4 (20X2)	3.63
01380304RM179Y069	RM179SP LIG.PEX-AL-PEX C/P.LOU.3/4 (26X3)	4.97
01380304RM179Y074	RM179SP LIG.PEX-AL-PEX C/P.LOU.1 (32X3)	10.37

**RM18 LIG.(3P) FEMEOS "PEX-AL-PEX"**

01380305RM18Y037	RM18 LIG.(3P) FE PM 1/2X(20X2)	5.49
01380305RM18Y049	RM18 LIG.(3P) FE PM 3/4X(26X3)	8.25

**RP107 LIGADORES MACHO "PEX-AL-PEX"**

0138030105	RP107 LIGADOR M PEX-AL-PEX 1X26	5.94
01380301RM107Y033	RM107 LIGADOR M PEX-AL-PEX 1/2X16	2.68
01380301RM107Y037	RM107 LIGADOR M PEX-AL-PEX 1/2X20	3.37
01380301RM107Y047	RM107 LIGADOR M PEX-AL-PEX 3/4X20	3.64
01380301RM107Y049	RM107 LIGADOR M PEX-AL-PEX 3/4X26	4.45
01380301RM107Y059	RM107 LIGADOR M PEX-AL-PEX 1X32	6.75
01380301RM107Y066	RM107 LIGADOR M PEX-AL-PEX 11/4X40	24.49
01380301RM107Y077	RM107 LIGADOR M PEX-AL-PEX 11/2X50	35.03
01380301RM107Y088	RM107 LIGADOR M PEX-AL-PEX 2X63	51.93

**RP109 LIGADORES FEMEOS "PEX-AL-PEX"**

01380302RM109Y033	RM109 LIGADOR F PEX-AL-PEX 1/2X16	3.21
01380302RM109Y037	RM109 LIGADOR F PEX-AL-PEX 1/2X20	3.70
01380302RM109Y047	RM109 LIGADOR F PEX-AL-PEX 3/4X20	4.41
01380302RM109Y049	RM109 LIGADOR F PEX-AL-PEX 3/4X26	5.00
01380302RM109Y059	RM109 LIGADOR F PEX-AL-PEX 1X32	7.09

**RP179TR LIGADORES P/ BASE ADAP. PEX-AL-**

01380303RP179X023	RP179TR LIG.PEX-AL-PEX C/POR.LOU.16X16X2	2.94
01380303RP179X036	RP179TR LIG.PEX-AL-PEX C/POR.LOU.18X20X2	3.03

**TES PEX-AL-PEX GIA****RP150 TES SIMPLES "PEX-AL-PEX"**

01380501RM150Y003	RM150 TE SIMPLES PEX-AL-PEX 16	6.07
01380501RM150Y007	RM150 TE SIMPLES PEX-AL-PEX 20	7.31
01380501RM150Y009	RM150 TE SIMPLES PEX-AL-PEX 26	11.68



01380501RM150Y011	RM150 TE SIMPLES PEX-AL-PEX 32	17.06
01380501RM150Y012	RM150 TE SIMPLES PEX-AL-PEX 40X3.5	56.47
01380501RM150Y013	RM150 TE SIMPLES PEX-AL-PEX 50X4	75.30

**RP151 TES REDUCAO "PEX-AL-PEX"**

0138050205	RP151 TE RED.PEX-AL-PEX 20X20X26	7.15
0138050213	RP151 TE RED.PEX-AL-PEX 40X26X40	53.01
0138050214	RP151 TE RED.PEX-AL-PEX 40X32X40	55.40
0138050215	RP151 TE RED.PEX-AL-PEX 40X32X32	57.60
0138050216	RP151 TE RED.PEX-AL-PEX 40X40X32	55.28
01380502RM151Y045	RM151 TE RED.PEX-AL-PEX 16X20X16	7.04
01380502RM151Y063	RM151 TE RED.PEX-AL-PEX 20X16X16	6.72
01380502RM151Y064	RM151 TE RED.PEX-AL-PEX 20X16X20	7.07
01380502RM151Y065	RM151 TE RED.PEX-AL-PEX 20X20X16	7.20
01380502RM151Y067	RM151 TE RED.PEX-AL-PEX 20X26X20	9.25
01380502RM151Y084	RM151 TE RED.PEX-AL-PEX 26X20X20	9.53
01380502RM151Y085	RM151 TE RED.PEX-AL-PEX 26X16X26	10.16
01380502RM151Y086	RM151 TE RED.PEX-AL-PEX 26X20X26	10.36
01380502RM151Y089	RM151 TE RED.PEX-AL-PEX 26X26X20	10.90
01380502RM151Y092	RM151 TE RED.PEX-AL-PEX 32X26X26	12.47
01380502RM151Y093	RM151 TE RED.PEX-AL-PEX 32X26X32	14.49
01380502RM151Y146	RM151 TE RED.PEX-AL-PEX 40X26X40	54.60
01380502RM151Y148	RM151 TE RED.PEX-AL-PEX 40X32X32	59.32
01380502RM151Y158	RM151 TE RED.PEX-AL-PEX 50X32X50	73.43

**RP153 TES ROSCA MACHO CENTRO PEX-AL-PEX**

0138050402	RP153 TE ROS.M CEN.PEX-AL-PEX 20X1/2X20	6.76
01380504RM153Y033	RM153 TE ROS.M CEN.PEX-AL-PEX 16X1/2X16	5.74
01380504RM153Y037	RM153 TE ROS.M CEN.PEX-AL-PEX 20X1/2X20	6.75

**RP154 TES ROSCA FEM.CENTRO "PEX-AL-PEX"**

01380503RM154Y033	RM154 TE ROS.F CEN.PEX-AL-PEX 16X1/2X16	6.07
01380503RM154Y037	RM154 TE ROS.F CEN.PEX-AL-PEX 20X1/2X20	6.40
01380503RM154Y049	RM154 TE ROS.F CEN.PEX-AL-PEX 26X3/4X26	9.50
01380503RM154Y059	RM154 TE ROS.F CEN.PEX-AL-PEX 32X1X32	13.16

**TUBO MULTICAM.GIACOM****R977 TUBO "PE-RT-AL-PE-RT" ROLOS**

01380104R977Y142	R977 TUBO PE-RT-AL-PE-RT ROLO 20X2	1.50
01380104R977Y173	R977 TUBO PE-RT-AL-PE-RT ROLO 26X3	3.20
01380104R977Y183	R977 TUBO PE-RT-AL-PE-RT ROLO 32X3	3.98
01380104R977Y184	R977 TUBO PE-RT-AL-PE-RT ROLO 32X3 novo	3.98
01380104R977Y222	R977 TUBO PE-RT-AL-PE-RT ROLO 16X2	1.21
01380104R977Y282	R977 TUBO PE-RT-AL-PE-RT VARA 32X3	4.40
01380104R977Y283	R977 TUBO PE-RT-AL-PE-RT ROLO 32X3	3.98

**R977I TUBO "PE-RT-AL-PE-RT" ISOLADO ROLO**

01380105R977IY240	R977I TUBO PE-RT-AL-PE-RT ISOLADO 20X2	2.70
01380105R977IY270	R977I TUBO PE-RT-AL-PE-RT ISOLADO 26X3	5.05
01380105R977IY280	R977I TUBO PE-RT-AL-PE-RT ISOLADO 32X3	6.12

**R999 TUBO "PEX-AL-PEX" ROLOS**

01380101016	R999Y122 TUBO PEX-AL-PEX ROLO 16X2-100MT	1.38
013801010161	R999Y124 TUBO PEX-AL-PEX ROLO 16X2-500MT	1.38
01380101020	R999Y142 TUBO PEX-AL-PEX ROLO 20X2-100MT	2.05
01380101026	R999Y173 TUBO PEX-AL-PEX ROLO 26X3-50MT	4.19
01380101032	R999Y183 TUBO PEX-AL-PEX ROLO 32X3-50MT	6.00

**R999 TUBO "PEX-AL-PEX" VARA (5MTS)**

01380102026	R999GTUBO PEX-AL-PEX VARA 26X3.0 / 5MTS	4.47
01380102032	R999GTUBO PEX-AL-PEX VARA 32X3.0 / 5MTS	6.33
01380102040	R999GTUBO PEX-AL-PEX VARA 40X3,5 / 5MTS	11.75
01380102050	R999GTUBO PEX-AL-PEX VARA 50X4.0 / 5MTS	17.10
01380102063	R999GTUBO PEX-AL-PEX VARA 63X4,5 / 5MTS	26.00

**R999I TUBO "PEX-AL-PEX" ISOLADO ROLO 50M**

01380103R999IY120	R999I TUBO PEX-AL-PEX ISOLADO ROLO 16X2 CINZENTO	1.98
01380103R999IY170	R999I TUBO PEX-AL-PEX ISOLADO ROLO 26X3 CINZENTO	5.46
01380103R999IY220	R999I TUBO PEX-AL-PEX ISOLADO ROLO 16X2	2.52
01380103R999IY240	R999I TUBO PEX-AL-PEX ISOLADO ROLO 20X2	3.01
01380103R999IY270	R999I TUBO PEX-AL-PEX ISOLADO ROLO 26X3	6.73
01380103R999IY280	R999I TUBO PEX-AL-PEX ISOLADO ROLO 32X3	8.61

**UNIOES PEX-AL-PEX****RP102 UNIOES SIMPLES "PEX-AL-PEX"**

01380201RM102Y003	RM102 UNIAO PEX-AL-PEX 16X2	3.55
01380201RM102Y007	RM102 UNIAO PEX-AL-PEX 20X2	4.55
01380201RM102Y009	RM102 UNIAO PEX-AL-PEX 26X3	6.97
01380201RM102Y011	RM102 UNIAO PEX-AL-PEX 32X3	10.79
01380201RM102Y014	RM102 UNIAO PEX-AL-PEX 40X3.5	33.53
01380201RM102Y015	RM102 UNIAO PEX-AL-PEX 50X4	48.08
01380201RP102X013	RP102X013 UNIAO PEX-AL-PEX 17X2	10.84

**RP103 UNIOES REDUCAO "PEX-AL-PEX"**

01380202RM103Y010	RM103 UNIAO RED.PEX-AL-PEX 20X16	4.35
01380202RM103Y018	RM103 UNIAO RED.PEX-AL-PEX 26X20	5.92
01380202RM103Y021	RM103 UNIAO RED.PEX-AL-PEX 32X20	8.03
01380202RM103Y022	RM103 UNIAO RED.PEX-AL-PEX 32X26	8.56
01380202RM103Y065	RM103 UNIAO RED.PEX-AL-PEX 40X32	29.37
01380202RM103Y075	RM103 UNIAO RED.PEX-AL-PEX 50X32	34.90

**VALV.P/SIST.MULTICAM****RM173 VALVULAS C/MAN.PLASTICO GIACOMINI**

01380901H174AX001	H174A MANIPLO E ROSETA CR P/TORN. CORTE	10.31
01380901RM173Y033	RM173 VALVULA 16X16/2 C/MAN.PLASTICO	11.90
01380901RM173Y037	RM173 VALVULA 20X20/2 C/MAN.PLASTICO	12.71

**TUBOS / ACESSORIOS AÇO INOX ROSCADO****CANHOES AÇO INOX 316****CANHOES INOX AISI 316 MACHO P/MANGUEIRA**

01491201020	CANHAO INOX MACHO P/MANGUEIRA 1/2	1.92
01491201025	CANHAO INOX MACHO P/MANGUEIRA 3/4	2.75
01491201032	CANHAO INOX MACHO P/MANGUEIRA 1	5.14
01491201040	CANHAO INOX MACHO P/MANGUEIRA 11/4	6.16
01491201050	CANHAO INOX MACHO P/MANGUEIRA 11/2	13.03
01491201063	CANHAO INOX MACHO P/MANGUEIRA 2	17.62

**CASQUILHOS AÇO INOX****CASQ.DUPLS RED.M/M INOX AISI 316 ROSCAD**

01490602025020	CASQ.DUPLS RED.M/M INOX AISI 316 3/4X1/2	3.25
01490602032025	CASQ.DUPLS RED.M/M INOX AISI 316 1X3/4	4.70
01490602040032	CASQ.DUPLS RED.M/M INOX AISI 316 11/4X1	5.65
01490602050032	CASQ.DUPLS RED.M/M INOX AISI 316 11/2X1	6.90
01490602050040	CASQ.DUPLS RED.M/M INOX AISI 316 11/2X11/4	6.90

**CASQUILHOS DUPLS AÇO INOX AISI 316 ROSC**

01490601020	CASQUILHO DUPLS INOX AISI 316 1/2	1.90
01490601025	CASQUILHO DUPLS INOX AISI 316 3/4	2.65
01490601032	CASQUILHO DUPLS INOX AISI 316 1	3.95
01490601040	CASQUILHO DUPLS INOX AISI 316 11/4	5.90
01490601050	CASQUILHO DUPLS INOX AISI 316 11/2	8.10
01490601063	CASQUILHO DUPLS INOX AISI 316 2	13.80
01490601075	CASQUILHO DUPLS INOX AISI 316 21/2	22.65
01490601090	CASQUILHO DUPLS INOX AISI 316 3	30.90
01490601110	CASQUILHO DUPLS INOX AISI 316 4	46.90

**CRUZETAS AÇO INOX 316****CRUZETAS AÇO INOX AISI 316 ROSCADOS**

01490901040	CRUZETA F/F/F/F INOX AISI 316 11/4	10.27
01490901050	CRUZETA F/F/F/F INOX AISI 316 11/2	12.47
01490901063	CRUZETA F/F/F/F INOX AISI 316 2	20.45



+351 244 800 160  
+351 244 802 323



geral@canalcentro.pt  
info@canalcentro.pt



R. do Bailadouro s/nº,  
2410-211 Pousos





**JOELHOS ACO INOX 316****JOELHOS F/F 90.ACO INOX AISI 316 ROSCADO**

01490201020	JOELHO F/F SIMPLES 90.INOX AISI 316 1/2	1.90
01490201025	JOELHO F/F SIMPLES 90.INOX AISI 316 3/4	3.05
01490201032	JOELHO F/F SIMPLES 90.INOX AISI 316 1	5.25
01490201040	JOELHO F/F SIMPLES 90.INOX AISI 316 11/4	10.19
01490201050	JOELHO F/F SIMPLES 90.INOX AISI 316 11/2	11.35
01490201063	JOELHO F/F SIMPLES 90.INOX AISI 316 2	16.00
01490201075	JOELHO F/F SIMPLES 90.INOX AISI 316 21/2	29.85
01490201090	JOELHO F/F SIMPLES 90.INOX AISI 316 3	43.90
01490201110	JOELHO F/F SIMPLES 90.INOX AISI 316 4	77.85

**JOELHOS M/F 90.ACO INOX AISI 316 ROSCADO**

01490202020	JOELHO M/F SIMPLES 90.INOX AISI 316 1/2	2.35
01490202025	JOELHO M/F SIMPLES 90.INOX AISI 316 3/4	3.10
01490202032	JOELHO M/F SIMPLES 90.INOX AISI 316 1	5.65
01490202040	JOELHO M/F SIMPLES 90.INOX AISI 316 11/4	8.10
01490202050	JOELHO M/F SIMPLES 90.INOX AISI 316 11/2	10.45
01490202063	JOELHO M/F SIMPLES 90.INOX AISI 316 2	17.10
01490202075	JOELHO M/F SIMPLES 90.INOX AISI 316 21/2	33.90
01490202090	JOELHO M/F SIMPLES 90.INOX AISI 316 3	47.00
01490202110	JOELHO M/F SIMPLES 90.INOX AISI 316 4	88.15

**JUNCOES ACO INOX 316****JUNCOES FEMEA S/C ACO INOX AISI 316 ROSC**

01490801020	JUNCAO S/C F/F INOX AISI 316 1/2	6.45
01490801025	JUNCAO S/C F/F INOX AISI 316 3/4	7.65
01490801032	JUNCAO S/C F/F INOX AISI 316 1	11.45
01490801040	JUNCAO S/C F/F INOX AISI 316 11/4	18.10
01490801050	JUNCAO S/C F/F INOX AISI 316 11/2	23.00
01490801063	JUNCAO S/C F/F INOX AISI 316 2	29.95
01490801075	JUNCAO S/C F/F INOX AISI 316 21/2	52.55
01490801090	JUNCAO S/C F/F INOX AISI 316 3	69.45
01490801110	JUNCAO S/C F/F INOX AISI 316 4	100.80

**JUNTAS DILATALA.INOX****JUNTAS DILATAÇÃO INOX SOLDAR**

01492001063	JUNTA DILATAÇÃO INOX SOLDAR 2	113.11
-------------	-------------------------------	--------

**JUNTAS EXPANSÃO METÁLICAS INOX**

01492002075	JUNTA EXPANSÃO MET. INOX 21/2	125.42
01492002090	JUNTA EXPANSÃO MET. INOX 3	135.95
01492002110	JUNTA EXPANSÃO MET. INOX 4	163.94

**PORCAS RED.M/F 316 R****PORCAS REDUÇÃO M/F ACO INOX AISI 316 ROS**

01490501025020	PORCA RED.M/F INOX AISI 316 3/4X1/2	2.15
01490501032025	PORCA RED.M/F INOX AISI 316 1X3/4	2.80
01490501040032	PORCA RED.M/F INOX AISI 316 11/4X1	3.95
01490501050040	PORCA RED.M/F INOX AISI 316 11/2X11/4	4.50
01490501063050	PORCA RED.M/F INOX AISI 316 2X11/2	8.50
01490501075032	PORCA RED.M/F INOX AISI 316 21/2X1	13.90

**TAMPOES ACO INOX 316****TAMPOES FEMEA ACO INOX AISI 316 ROSCADOS**

01490702020	TAMPAO FEMEA INOX AISI 316 1/2	1.70
01490702025	TAMPAO FEMEA INOX AISI 316 3/4	1.95
01490702032	TAMPAO FEMEA INOX AISI 316 1	3.30
01490702040	TAMPAO FEMEA INOX AISI 316 11/4	4.90
01490702050	TAMPAO FEMEA INOX AISI 316 11/2	6.55
01490702063	TAMPAO FEMEA INOX AISI 316 2	10.65
01490702075	TAMPAO FEMEA INOX AISI 316 21/2	20.90
01490702090	TAMPAO FEMEA INOX AISI 316 3	25.35
01490702110	TAMPAO FEMEA INOX AISI 316 4	39.05



**TAMPOES MACHO ACO INOX AISI 316 ROSCADOS**

01490701020	TAMPAO MACHO INOX AISI 316 1/2	1.55
01490701025	TAMPAO MACHO INOX AISI 316 3/4	1.95
01490701032	TAMPAO MACHO INOX AISI 316 1	2.90
01490701040	TAMPAO MACHO INOX AISI 316 1 1/4	4.55
01490701050	TAMPAO MACHO INOX AISI 316 1 1/2	5.50
01490701063	TAMPAO MACHO INOX AISI 316 2	8.45
01490701075	TAMPAO MACHO INOX AISI 316 2 1/2	16.10
01490701090	TAMPAO MACHO INOX AISI 316 3	22.55
01490701110	TAMPAO MACHO INOX AISI 316 4	34.55

**TES ACO INOX AIS.316****TES SIMPLES ACO INOX AISI 316 ROSCADOS**

01490301020	TE SIMPLES INOX AISI 316 1/2	2.70
01490301025	TE SIMPLES INOX AISI 316 3/4	7.53
01490301032	TE SIMPLES INOX AISI 316 1	7.25
01490301040	TE SIMPLES INOX AISI 316 1 1/4	10.60
01490301050	TE SIMPLES INOX AISI 316 1 1/2	14.50
01490301063	TE SIMPLES INOX AISI 316 2	20.45
01490301075	TE SIMPLES INOX AISI 316 2 1/2	37.35
01490301090	TE SIMPLES INOX AISI 316 3	57.95
01490301110	TE SIMPLES INOX AISI 316 4	103.50

**UNIOES ACO INOX AISI****UNIOES REDUÇÃO ACO INOX AISI 316 ROSCADO**

01490402025020	UNIAO REDUCAO INOX AISI 316 3/4X1/2	3.00
01490402032025	UNIAO REDUCAO INOX AISI 316 1X3/4	4.50
01490402040032	UNIAO REDUCAO INOX AISI 316 1 1/4X1	6.20
01490402050040	UNIAO REDUCAO INOX AISI 316 1 1/4X1 1/2	8.10
01490402063032	UNIAO REDUCAO INOX AISI 316 2X1	13.79

**UNIOES SIMPLES ACO INOX AISI 316 ROSCADO**

01490401020	UNIAO SIMPLES INOX AISI 316 1/2	2.20
01490401025	UNIAO SIMPLES INOX AISI 316 3/4	3.10
01490401032	UNIAO SIMPLES INOX AISI 316 1	4.00
01490401040	UNIAO SIMPLES INOX AISI 316 1 1/4	5.80
01490401050	UNIAO SIMPLES INOX AISI 316 1 1/2	6.90
01490401063	UNIAO SIMPLES INOX AISI 316 2	9.70
01490401075	UNIAO SIMPLES INOX AISI 316 2 1/2	15.45
01490401090	UNIAO SIMPLES INOX AISI 316 3	21.35
01490401110	UNIAO SIMPLES INOX AISI 316 4	36.35

**TUBOS / ACESSORIOS FERRO GALVANIZAD****ACOPLAMENTOS GALVANI****ACOPLAMENTOS GALVANIZADAS FEMEA**

01082502140	ACOPLAMENTO GALV.FEMEA LIG.MANG.6	45.64
-------------	-----------------------------------	-------

**ACOPLAMENTOS GALVANIZADAS MACHO**

01082501140	ACOPLAMENTO GALV.MACHO LIG.MANG.6	39.74
-------------	-----------------------------------	-------

**BATENTES GALVANIZADO****BATENTES REBAIXADOS GALVANIZADOS**

01081101020	BATENTE REBAIX.GALVANIZADO 1/2	1.25
01081101025	BATENTE REBAIX.GALVANIZADO 3/4	1.38
01081101032	BATENTE REBAIX.GALVANIZADO 1	1.68
01081101040	BATENTE REBAIX.GALVANIZADO 1 1/4	2.48
01081101050	BATENTE REBAIX.GALVANIZADO 1 1/2	2.77
01081101063	BATENTE REBAIX.GALVANIZADO 2	5.59

**CASQUILHOS GALVANIZA****CASQUILHOS DUPLOS GALVANIZADOS**

01080201010	CASQUILHO DUPLO GALVANIZADO 3/8	1.50
01080201020	CASQUILHO DUPLO GALVANIZADO 1/2	0.86
01080201025	CASQUILHO DUPLO GALVANIZADO 3/4	0.96



01080201032	CASQUILHO DUPLO GALVANIZADO 1	1.40
01080201040	CASQUILHO DUPLO GALVANIZADO 11/4	2.60
01080201050	CASQUILHO DUPLO GALVANIZADO 11/2	3.03
01080201063	CASQUILHO DUPLO GALVANIZADO 2	5.22
01080201075	CASQUILHO DUPLO GALVANIZADO 2 1/2	11.00
01080201090	CASQUILHO DUPLO GALVANIZADO 3	15.92
01080201110	CASQUILHO DUPLO GALVANIZADO 4	30.95
01080201125	CASQUILHO DUPLO GALVANIZADO 5	119.80

**CASQUILHOS DUPLOS REDUCAO GALVANIZADOS**

010802020006	CASQUILHO DUPLO RED.GALV.1/2X1/4	1.79
010802020010	CASQUILHO DUPLO RED.GALV.1/2X3/8	1.77
01080202025010	CASQUILHO DUPLO RED.GALV.3/4X3/8	2.59
01080202025020	CASQUILHO DUPLO RED.GALV.3/4X1/2	2.04
01080202032020	CASQUILHO DUPLO RED.GALV.1X1/2	2.89
01080202032025	CASQUILHO DUPLO RED.GALV.1X3/4	2.29
01080202040020	CASQUILHO DUPLO RED.GALV.11/4X1/2	6.14
01080202040025	CASQUILHO DUPLO RED.GALV.11/4X3/4	4.89
01080202040032	CASQUILHO DUPLO RED.GALV.11/4X1	3.89
01080202050025	CASQUILHO DUPLO RED.GALV.11/2X3/4	5.06
01080202050032	CASQUILHO DUPLO RED.GALV.11/2X1	7.86
01080202050040	CASQUILHO DUPLO RED.GALV.11/2X11/4	4.60
01080202063025	CASQUILHO DUPLO RED.GALV.2X3/4	3.00
01080202063032	CASQUILHO DUPLO RED.GALV.2X1	7.90
01080202063040	CASQUILHO DUPLO RED.GALV.2X11/4	8.98
01080202063050	CASQUILHO DUPLO RED.GALV.2X11/2	7.88
01080202075050	CASQUILHO DUPLO RED.GALV.21/2X11/2	14.18
01080202075063	CASQUILHO DUPLO RED.GALV.21/2X2	19.53
01080202090063	CASQUILHO DUPLO RED.GALV.3X2	29.08
0108020209075	CASQUILHO DUPLO RED.GALV.3X21/2	32.17
01080202125110	CASQUILHO DUPLO RED.GALV.5X4	SobConsulta

**CRUZETAS GALVANIZADA****CRUZETAS SIMPLES GALVANIZADAS**

01081001020	CRUZETA GALVANIZADA 1/2	3.12
01081001025	CRUZETA GALVANIZADA 3/4	4.76
01081001032	CRUZETA GALVANIZADA 1	6.60
01081001040	CRUZETA GALVANIZADA 1 1/4	8.83
01081001050	CRUZETA GALVANIZADA 1 1/2	13.10
01081001063	CRUZETA GALVANIZADA 2	20.11
01081001075	CRUZETA GALVANIZADA 2 1/2	40.05
01081001090	CRUZETA GALVANIZADA 3	44.00
01081001110	CRUZETA GALVANIZADA 4	79.88

**CURVAS GALVANIZADAS****CURVAS F/F GALVANIZADAS 45.**

01080803020	CURVA F/F GALVANIZADA 45 1/2	2.60
01080803025	CURVA F/F GALVANIZADA 45 3/4	3.59
01080803032	CURVA F/F GALVANIZADA 45 1	5.49
01080803040	CURVA F/F GALVANIZADA 45 1 1/4	7.73
01080803050	CURVA F/F GALVANIZADA 45 1 1/2	11.47
01080803063	CURVA F/F GALVANIZADA 45 2	15.86
01080803075	CURVA F/F GALVANIZADA 45 2 1/2	33.95
01080803090	CURVA F/F GALVANIZADA 45 3	49.16
01080803110	CURVA F/F GALVANIZADA 45 4	116.01

**CURVAS F/F GALVANIZADAS 90.**

01080802010	CURVA F/F GALVANIZADA 90 3/8	2.74
01080802020	CURVA F/F GALVANIZADA 90 1/2	2.39
01080802025	CURVA F/F GALVANIZADA 90 3/4	3.50
01080802032	CURVA F/F GALVANIZADA 90 1	4.81
01080802040	CURVA F/F GALVANIZADA 90 1 1/4	8.42
01080802050	CURVA F/F GALVANIZADA 90 1 1/2	11.50



01080802063	CURVA F/F GALVANIZADA 90 2	15.70
01080802075	CURVA F/F GALVANIZADA 90 21/2	47.38
01080802090	CURVA F/F GALVANIZADA 90 3	64.34
01080802110	CURVA F/F GALVANIZADA 90 4	135.92

**CURVAS M/F GALVANIZADAS 45.**

01080804050	CURVA M/F GALVANIZADA 45 11/2	8.98
01080804063	CURVA M/F GALVANIZADA 45 2	14.02
01080804075	CURVA M/F GALVANIZADA 45 21/2	32.99

**CURVAS M/F GALVANIZADAS 90.**

01080801010	CURVA M/F GALVANIZADA 90 3/8	2.32
01080801020	CURVA M/F GALVANIZADA 90 1/2	2.12
01080801025	CURVA M/F GALVANIZADA 90 3/4	3.10
01080801032	CURVA M/F GALVANIZADA 90 1	4.56
01080801040	CURVA M/F GALVANIZADA 90 11/4	7.92
01080801050	CURVA M/F GALVANIZADA 90 11/2	11.15
01080801063	CURVA M/F GALVANIZADA 90 2	15.70
01080801075	CURVA M/F GALVANIZADA 90 21/2	41.93
01080801090	CURVA M/F GALVANIZADA 90 3	55.60
01080801110	CURVA M/F GALVANIZADA 90 4	118.81

**FLANGES EM AÇO****FLANGES CEGAS EM AÇO**

010815060125	FLANGE CEGA PN16 DIN 2527 DN125	41.53
010815060150	FLANGE CEGA PN16 DIN 2527 DN150	59.35
010815060200	FLANGE CEGA PN16 DIN 2527 DN200	64.35

**FLANGES LISAS EM AÇO**

010815040150	FLANGE LISA PN10 DIN 2576 DN 150	20.82
010815040200	FLANGE LISA PN10 DIN 2576 DN 200	38.94

**FLANGES ROSCADAS EM AÇO**

01081501020	FLANGE ROSCADA EM AÇO 1/2 DIN 2566	3.83
01081501025	FLANGE ROSCADA EM AÇO 3/4 DIN 2566	5.09
01081501032	FLANGE ROSCADA EM AÇO 1 DIN 2566	5.38
01081501040	FLANGE ROSCADA EM AÇO 11/4 DIN 2566	8.78
01081501050	FLANGE ROSCADA EM AÇO 11/2 DIN 2566	9.06
01081501063	FLANGE ROSCADA EM AÇO 2 DIN 2566	12.48
01081501075	FLANGE ROSCADA EM AÇO 21/2 DIN 2566	12.75
01081501090	FLANGE ROSCADA EM AÇO 3 DIN 2566	16.55
01081501110	FLANGE ROSCADA EM AÇO 4 DIN 2566	17.92
01081501125	FLANGE ROSCADA EM AÇO 5 DIN 2566	66.90
01081501150	FLANGE ROSCADA EM AÇO 6 DIN 2566	74.82

**JUNTAS P/FLANGES**

01081502040	JUNTA CARTAO 3MM PN10 DN40	1.13
01081502050	JUNTA CARTAO 3MM PN10 DN50	1.94
01081502065	JUNTA CARTAO 3MM PN10 DN65	2.40
01081502080	JUNTA CARTAO 3MM PN10 DN80	3.07
01081502100	JUNTA CARTAO 3MM PN10 DN100	4.10
01081502125	JUNTA CARTAO 3MM PN10 DN125	4.29
01081502150	JUNTA CARTAO 3MM PN10 DN150	4.43
01081502160	JUNTA CARTAO 3MM PN10 DN160	SobConsulta
01081502200	JUNTA CARTAO 3MM PN10 DN200	6.08

**RODELA C/ARO METALICO P/FLANGE**

01081503050	RODELA C/ARO METAL.P/FLANGE 50	2.77
01081503080	RODELA C/ARO METALICO P/FLANGE 80	4.31

**FLANGES GALVANIZADOS****FLANGES NORMAIS GALVANIZADAS**

01081201020	FLANGE NORMAL GALVANIZADA 1/2	4.17
01081201025	FLANGE NORMAL GALVANIZADA 3/4	5.54
01081201032	FLANGE NORMAL GALVANIZADA 1	6.49
01081201040	FLANGE NORMAL GALVANIZADA 11/4	8.77



01081201050	FLANGE NORMAL GALVANIZADA 11/2	10.05
01081201063	FLANGE NORMAL GALVANIZADA 2	12.22
01081201075	FLANGE NORMAL GALVANIZADA 21/2	22.24
01081201090	FLANGE NORMAL GALVANIZADA 3	29.08
01081201110	FLANGE NORMAL GALVANIZADA 4	52.97

**FORQUILHAS GALVANIZA****FORQUILHAS GALVANIZADAS DUPLAS**

01081302063	FORQUILHA DUPLA GALV.2	SobConsulta
-------------	------------------------	-------------

**FORQUILHAS GALVANIZADAS SIMPLES**

01081301040	FORQUILHA SIMPLES GALV.11/4	18.82
01081301050	FORQUILHA SIMPLES GALV.11/2	25.27
01081301063	FORQUILHA SIMPLES GALV.2	37.71

**JOELHOS GALVANIZADOS****JOELHOS 3 VIAS GALVANIZADOS**

01080406020	JOELHO 3 VIAS GALVANIZADO 1/2	3.43
01080406025	JOELHO 3 VIAS GALVANIZADO 3/4	3.90
01080406032	JOELHO 3 VIAS GALVANIZADO 1	7.80
01080406040	JOELHO 3 VIAS GALVANIZADO 11/4	12.76
01080406050	JOELHO 3 VIAS GALVANIZADO 11/2	19.69

**JOELHOS REDUCAO GALVANIZADOS**

01080403020010	JOELHO RED.GALVANIZADO 1/2X3/8	1.57
01080403025020	JOELHO RED.GALVANIZADO 3/4X1/2	1.52
01080403032020	JOELHO RED.GALVANIZADO 1X1/2	2.70
01080403032025	JOELHO RED.GALVANIZADO 1X3/4	2.69
01080403040020	JOELHO RED.GALVANIZADO 11/4X1/2	6.62
01080403040025	JOELHO RED.GALVANIZADO 11/4X3/4	5.57
01080403040032	JOELHO RED.GALVANIZADO 11/4X1	4.49
01080403050025	JOELHO RED.GALVANIZADO 11/2X3/4	8.80
01080403050032	JOELHO RED.GALVANIZADO 11/2X1	6.75
01080403050040	JOELHO RED.GALVANIZADO 11/2X11/4	6.71
01080403063032	JOELHO RED.GALVANIZADO 2X1	14.45
01080403063040	JOELHO RED.GALVANIZADO 2X11/4	10.84
01080403063050	JOELHO RED.GALVANIZADO 2X11/2	10.94
01080403075063	JOELHO RED.GALVANIZADO 21/2X2	35.65
01080403090063	JOELHO RED.GALVANIZADO 3X2	27.13

**JOELHOS SIMPLES GALVANIZADOS 45.**

01080404020	JOELHO SIMPLES GALVANIZADO 45 1/2	3.05
01080404025	JOELHO SIMPLES GALVANIZADO 45 3/4	3.84
01080404032	JOELHO SIMPLES GALVANIZADO 45 1	5.72
01080404040	JOELHO SIMPLES GALVANIZADO 45 11/4	11.80

**JOELHOS SIMPLES GALVANIZADOS 90.**

01080401010	JOELHO SIMPLES GALVANIZADO 90 3/8	1.18
01080401020	JOELHO SIMPLES GALVANIZADO 90 1/2	0.90
01080401025	JOELHO SIMPLES GALVANIZADO 90 3/4	1.18
01080401032	JOELHO SIMPLES GALVANIZADO 90 1	1.80
01080401040	JOELHO SIMPLES GALVANIZADO 90 11/4	3.11
01080401050	JOELHO SIMPLES GALVANIZADO 90 11/2	3.94
01080401063	JOELHO SIMPLES GALVANIZADO 90 2	5.28
01080401075	JOELHO SIMPLES GALVANIZADO 90 21/2	16.83
01080401090	JOELHO SIMPLES GALVANIZADO 90 3	26.41
01080401110	JOELHO SIMPLES GALVANIZADO 90 4	57.14

**JOELHOS SIMPLES M/F GALVANIZADO 90.**

01080402010	JOELHO SIMP.M/F GALV. 90 3/8	1.43
01080402020	JOELHO SIMP.M/F GALV. 90 1/2	1.08
01080402025	JOELHO SIMP.M/F GALV. 90 3/4	1.34
01080402032	JOELHO SIMP.M/F GALV. 90 1	2.29
01080402040	JOELHO SIMP.M/F GALV. 90 11/4	3.94
01080402050	JOELHO SIMP.M/F GALV. 90 11/2	5.36



01080402063	JOELHO SIMP.M/F GALV. 90 2	7.38
01080402075	JOELHO SIMP.M/F GALV. 90 21/2	19.08
01080402090	JOELHO SIMP.M/F GALV. 90 3	31.91
01080402110	JOELHO SIMP.M/F GALV. 90 4	56.00

**JOELHOS SIMPLES M/F GALVANIZADOS 45.**

01080405020	JOELHO SIMPLES M/F GALVANIZADO 45 1/2	3.17
01080405025	JOELHO SIMPLES M/F GALVANIZADO 45 3/4	3.66
01080405032	JOELHO SIMPLES M/F GALVANIZADO 45 1	5.77
01080405040	JOELHO SIMPLES M/F GALVANIZADO 45 11/4	12.11
01080405050	JOELHO SIMPLES M/F GALVANIZADO 45 11/2	13.10
01080405063	JOELHO SIMPLES M/F GALVANIZADO 45 2	16.59

**JUNCOES GALVANIZADAS****JUNCOES SEDE CONICA GALVANIZADAS**

01080701010	JUNCAO SEDE CONICA GALVANIZADA 3/8	6.97
01080701020	JUNCAO SEDE CONICA GALVANIZADA 1/2	3.70
01080701025	JUNCAO SEDE CONICA GALVANIZADA 3/4	4.21
01080701032	JUNCAO SEDE CONICA GALVANIZADA 1	5.23
01080701040	JUNCAO SEDE CONICA GALVANIZADA 11/4	9.60
01080701050	JUNCAO SEDE CONICA GALVANIZADA 11/2	11.92
01080701063	JUNCAO SEDE CONICA GALVANIZADA 2	17.77
01080701075	JUNCAO SEDE CONICA GALVANIZADA 21/2	41.17
01080701090	JUNCAO SEDE CONICA GALVANIZADA 3	62.14
01080701110	JUNCAO SEDE CONICA GALVANIZADA 4	152.64

**JUNCOES SEDE CONICA M/F GALVANIZADAS**

01080702010	JUNCAO SEDE CONICA M/F GALVANIZADA 3/8	7.17
01080702020	JUNCAO SEDE CONICA M/F GALVANIZADA 1/2	7.46
01080702025	JUNCAO SEDE CONICA M/F GALVANIZADA 3/4	7.52
01080702032	JUNCAO SEDE CONICA M/F GALVANIZADA 1	9.31
01080702040	JUNCAO SEDE CONICA M/F GALVANIZADA 11/4	13.10
01080702050	JUNCAO SEDE CONICA M/F GALVANIZADA 11/2	16.72
01080702063	JUNCAO SEDE CONICA M/F GALVANIZADA 2	26.30
01080702075	JUNCAO SEDE CONICA M/F GALVANIZADA 21/2	68.45
01080702090	JUNCAO SEDE CONICA M/F GALVANIZADA 3	110.44
01080702110	JUNCAO SEDE CONICA M/F GALVANIZADA 4	171.57

**JUNCOES SEDE CONICA M/M GALVANIZADAS**

01080703050	JUNCAO SEDE CONICA M/M GALVANIZADA 11/2	27.13
-------------	---	-------

**JUNTAS DE DILATAÇAO****JUNTAS DE DILATAÇAO FLANGEADAS**

01081602032	JUNTA ANTI-VIBRATICA FLANGEADA DN32	27.57
01081602040	JUNTA ANTI-VIBRATICA FLANGEADA DN40	29.63
01081602050	JUNTA ANTI-VIBRATICA FLANGEADA DN50	35.85
01081602065	JUNTA ANTI-VIBRATICA FLANGEADA DN65	47.13
01081602080	JUNTA ANTI-VIBRATICA FLANGEADA DN80	58.00
01081602100	JUNTA ANTI-VIBRATICA FLANGEADA DN100	71.90
01081602125	JUNTA ANTI-VIBRATICA FLANGEADA DN125	96.76
01081602150	JUNTA ANTI-VIBRATICA FLANGEADA DN150	117.61
01081602200	JUNTA ANTI-VIBRATICA FLANGEADA DN200	175.81
01081602250	JUNTA ANTI-VIBRATICA FLANGEADA DN250	283.24
01081602300	JUNTA ANTI-VIBRATICA FLANGEADA DN300	362.16

**JUNTAS DE DILATAÇAO ROSCADAS**

01081601020	JUNTA ANTI-VIBRATICA ROSCADA 1/2	14.01
01081601025	JUNTA ANTI-VIBRATICA ROSCADA 3/4	14.01
01081601032	JUNTA ANTI-VIBRATICA ROSCADA 1	17.17
01081601040	JUNTA ANTI-VIBRATICA ROSCADA 11/4	19.54
01081601050	JUNTA ANTI-VIBRATICA ROSCADA 11/2	25.09
01081601063	JUNTA ANTI-VIBRATICA ROSCADA 2	31.29

**JUNTAS RAPIDAS GALVA****JUNTAS RAPIDAS FEMEA 740A**

+351 244 800 160  
+351 244 802 323



geral@canalcentro.pt  
info@canalcentro.pt



R. do Bailadouro s/nº,  
2410-211 Pousos





01081702020	JUNTA RAPIDA F GALV. 1/2 740A	7.66
01081702025	JUNTA RAPIDA F GALV. 3/4 740A	8.35
01081702032	JUNTA RAPIDA F GALV. 1 740A	9.40
01081702040	JUNTA RAPIDA F GALV. 1 1/4 740A	13.76
01081702050	JUNTA RAPIDA F GALV. 1 1/2 740A	16.96
01081702063	JUNTA RAPIDA F GALV. 2 740A	24.21
01081702075	JUNTA RAPIDA F GALV. 2 1/2 740A	43.88
01081702090	JUNTA RAPIDA F GALV. 3 740A	71.12
01081702110	JUNTA RAPIDA F GALV. 4 740A	163.20

**JUNTAS RAPIDAS JOELHO 790A**

01081704025	JUNTA RAPIDA JOELHO 3/4 740A	16.51
01081704032	JUNTA RAPIDA JOELHO 1 740A	18.07

**JUNTAS RAPIDAS MACHO 746A**

01081703020	JUNTA RAPIDA M GALV. 1/2 746A	8.95
01081703025	JUNTA RAPIDA M GALV. 3/4 746A	10.03
01081703032	JUNTA RAPIDA M GALV. 1 746A	11.77
01081703040	JUNTA RAPIDA M GALV. 1 1/4 746A	13.40
01081703050	JUNTA RAPIDA M GALV. 1 1/2 746A	16.60
01081703063	JUNTA RAPIDA M GALV. 2 746A	23.57
01081703075	JUNTA RAPIDA M GALV. 2 1/2 746A	43.00
01081703090	JUNTA RAPIDA M GALV. 3 746A	67.91
01081703110	JUNTA RAPIDA M GALV. 4 746A	153.11

**JUNTAS RAPIDAS TE RED. 730R**

01081706063020063	JUNTA RAPIDA TE RED. 2X1/2X2 730R	50.35
-------------------	-----------------------------------	-------

**JUNTAS RAPIDAS UNIAO 770**

01081705020	JUNTA DUPLA RAPIDA UNIAO 1/2 770A	11.70
01081705025	JUNTA DUPLA RAPIDA UNIAO 3/4 770A	14.72
01081705032	JUNTA DUPLA RAPIDA UNIAO 1 770A	16.93
01081705040	JUNTA DUPLA RAPIDA UNIAO 1 1/4 770A	18.80
01081705050	JUNTA DUPLA RAPIDA UNIAO 1 1/2 770A	24.76
01081705063	JUNTA DUPLA RAPIDA UNIAO 2 770A	35.51

**PORCAS GALVANIZADAS****PORCAS REDUCAO GALVANIZADAS**

01080301020006	PORCA RED. GALVANIZADA 1/2X1/4	1.08
01080301020010	PORCA RED. GALVANIZADA 1/2X3/8	0.96
01080301025006	PORCA RED. GALVANIZADA 3/4X1/4	1.74
01080301025010	PORCA RED. GALVANIZADA 3/4X3/8	1.28
01080301025020	PORCA RED. GALVANIZADA 3/4X1/2	0.79
01080301032010	PORCA RED. GALVANIZADA 1X3/8	2.25
01080301032020	PORCA RED. GALVANIZADA 1X1/2	1.52
01080301032025	PORCA RED. GALVANIZADA 1X3/4	1.52
01080301040010	PORCA RED. GALVANIZADA 1 1/4X3/8	3.71
01080301040020	PORCA RED. GALVANIZADA 1 1/4X1/2	2.57
01080301040025	PORCA RED. GALVANIZADA 1 1/4X3/4	2.42
01080301040032	PORCA RED. GALVANIZADA 1 1/4X1	2.03
01080301050020	PORCA RED. GALVANIZADA 1 1/2X1/2	3.35
01080301050025	PORCA RED. GALVANIZADA 1 1/2X3/4	3.61
01080301050032	PORCA RED. GALVANIZADA 1 1/2X1	2.86
01080301050040	PORCA RED. GALVANIZADA 1 1/2X1 1/4	2.94
01080301063020	PORCA RED. GALVANIZADA 2X1/2	6.76
01080301063025	PORCA RED. GALVANIZADA 2X3/4	6.33
01080301063032	PORCA RED. GALVANIZADA 2X1	4.69
01080301063040	PORCA RED. GALVANIZADA 2X1 1/4	5.29
01080301063050	PORCA RED. GALVANIZADA 2X1 1/2	4.63
01080301075025	PORCA RED. GALVANIZADA 2 1/2X3/4	7.77
01080301075032	PORCA RED. GALVANIZADA 2 1/2X1	10.69
01080301075040	PORCA RED. GALVANIZADA 2 1/2X1 1/4	12.38
01080301075050	PORCA RED. GALVANIZADA 2 1/2X1 1/2	11.87
01080301075063	PORCA RED. GALVANIZADA 2 1/2X2	9.01





01080301090032	PORCA RED.GALVANIZADA 3X1	16.72
01080301090040	PORCA RED.GALVANIZADA 3X11/4	18.45
01080301090050	PORCA RED.GALVANIZADA 3X11/2	17.33
01080301090063	PORCA RED.GALVANIZADA 3X2	13.49
01080301090075	PORCA RED.GALVANIZADA 3X21/2	14.55
01080301110063	PORCA RED.GALVANIZADA 4X2	33.90
01080301110075	PORCA RED.GALVANIZADA 4X21/2	33.12
01080301110090	PORCA RED.GALVANIZADA 4X3	25.19
01080301125110	PORCA RED.GALVANIZADA 5X4	136.64
01080301140110	PORCA RED.GALVANIZADA 6X4	182.33

**TAMPOES GALVANIZADOS****TAMPOES FEMEA GALVANIZADOS**

01080902010	TAMPAO F GALVANIZADO 3/8	1.03
01080902020	TAMPAO F GALVANIZADO 1/2	1.01
01080902025	TAMPAO F GALVANIZADO 3/4	1.09
01080902032	TAMPAO F GALVANIZADO 1	1.48
01080902040	TAMPAO F GALVANIZADO 11/4	2.40
01080902050	TAMPAO F GALVANIZADO 11/2	2.89
01080902063	TAMPAO F GALVANIZADO 2	5.07
01080902075	TAMPAO F GALVANIZADO 21/2	10.63
01080902090	TAMPAO F GALVANIZADO 3	12.34
01080902110	TAMPAO F GALVANIZADO 4	25.18

**TAMPOES MACHO GALVANIZADOS**

01080901010	TAMPAO M GALVANIZADO 3/8	0.79
01080901020	TAMPAO M GALVANIZADO 1/2	0.63
01080901025	TAMPAO M GALVANIZADO 3/4	0.83
01080901032	TAMPAO M GALVANIZADO 1	1.21
01080901040	TAMPAO M GALVANIZADO 11/4	1.79
01080901050	TAMPAO M GALVANIZADO 11/2	2.16
01080901063	TAMPAO M GALVANIZADO 2	3.35
01080901075	TAMPAO M GALVANIZADO 21/2	8.56
01080901090	TAMPAO M GALVANIZADO 3	11.11
01080901110	TAMPAO M GALVANIZADO 4	21.99

**TAPAS POROS GALVANIZ****TAPA POROS CURTOS GALVANIZADO**

01081801020	TAPA POROS CURTO GALV.1/2 715C	5.05
01081801025	TAPA POROS CURTO GALV.3/4 715C	5.65
01081801032	TAPA POROS CURTO GALV.1 715C	7.20
01081801040	TAPA POROS CURTO GALV.11/4 715C	9.62
01081801050	TAPA POROS CURTO GALV.11/2 715C	10.87
01081801063	TAPA POROS CURTO GALV.2 715C	13.78

**TAPA POROS LONGOS GALVANIZADO**

01081802020	TAPA POROS LARGO GALV. 1/2 REF.710L	10.10
01081802025	TAPA POROS LARGO GALV. 3/4 REF.710L	10.96
01081802032	TAPA POROS LARGO GALV. 1 REF.710L	12.89
01081802040	TAPA POROS LARGO GALV.11/4 REF.710L	16.23
01081802050	TAPA POROS LARGO GALV.11/2 REF.710L	17.90
01081802063	TAPA POROS LARGO GALV. 2 REF.710L	21.70
01081802075	TAPA POROS LARGO GALV. 21/2 REF.710L	27.87
01081802090	TAPA POROS LARGO GALV. 3 REF.710L	34.56
01081802110	TAPA POROS LARGO GALV. 4 REF.710L	47.23

**TES GALVANIZADOS****TES C/RAMAL CURVO 90° GALVANIZADO**

01080603020	TE C/RAMAL CURVO GALVANIZADO 90 1/2	5.82
01080603025	TE C/RAMAL CURVO GALVANIZADO 90 3/4	7.36
01080603032	TE C/RAMAL CURVO GALVANIZADO 90 1	11.17
01080603040	TE C/RAMAL CURVO GALVANIZADO 90 11/4	15.15
01080603050	TE C/RAMAL CURVO GALVANIZADO 90 11/2	22.17



01080603063	TE C/RAMAL CURVO GALVANIZADO 90 2	32.00
01080603075	TE C/RAMAL CURVO GALVANIZADO 90 21/2	63.34
01080603090	TE C/RAMAL CURVO GALVANIZADO 90 3	75.78

**TES SIMPLES GALVANIZADOS 90.**

01080601010	TE SIMPLES GALVANIZADO 90 3/8	1.76
01080601020	TE SIMPLES GALVANIZADO 90 1/2	1.23
01080601025	TE SIMPLES GALVANIZADO 90 3/4	1.74
01080601032	TE SIMPLES GALVANIZADO 90 1	2.40
01080601040	TE SIMPLES GALVANIZADO 90 11/4	4.17
01080601050	TE SIMPLES GALVANIZADO 90 11/2	5.84
01080601063	TE SIMPLES GALVANIZADO 90 2	8.60
01080601075	TE SIMPLES GALVANIZADO 90 21/2	21.93
01080601090	TE SIMPLES GALVANIZADO 90 3	31.53
01080601110	TE SIMPLES GALVANIZADO 90 4	54.13
01080601125	TE SIMPLES GALVANIZADO 90 5	222.46

**TES SIMPLES REDUCAO GALVANIZADOS**

01080602020010	TE SIMP.RED.GALV.1/2X3/8	3.06
01080602020025020	TE SIMP.RED.GALV.1/2X3/4X1/2	2.53
01080602025020	TE SIMP.RED.GALV.3/4X1/2X3/4	1.85
01080602025020020	TE SIMP.RED.GALV.3/4X1/2X1/2	2.62
01080602025025020	TE SIMP.RED.GALV.3/4X3/4X1/2	2.96
01080602032020	TE SIMP.RED.GALV.1X1/2	3.20
01080602032020025	TE SIMP.RED.GALV.1X1/2X3/4	3.71
01080602032025	TE SIMP.RED.GALV.1X3/4	3.41
01080602032025025	TE SIMP.RED.GALV.1X3/4X3/4	3.90
01080602040020	TE SIMP.RED.GALV.11/4X1/2	5.78
01080602040020032	TE SIMP.RED.GALV.11/4X1/2X1	6.37
01080602040025	TE SIMP.RED.GALV.11/4X3/4	5.65
01080602040032	TE SIMP.RED.GALV.11/4X1	5.57
01080602040032025	TE SIMP.RED.GALV.11/4X1X3/4	8.42
01080602050020	TE SIMP.RED.GALV.11/2X1/2	7.49
01080602050020040	TE SIMP.RED.GALV.11/2X1/2X11/4	7.89
01080602050025	TE SIMP.RED.GALV.11/2X3/4	7.97
01080602050032	TE SIMP.RED.GALV.11/2X1	7.28
01080602050040	TE SIMP.RED.GALV.11/2X11/4	10.25
01080602063020	TE SIMP.RED.GALV.2X1/2	10.32
01080602063025	TE SIMP.RED.GALV.2X3/4	12.20
01080602063032	TE SIMP.RED.GALV.2X1	10.33
01080602063040	TE SIMP.RED.GALV.2X11/4	12.21
01080602063050	TE SIMP.RED.GALV.2X11/2	14.00
01080602075025	TE SIMP.RED.GALV.21/2X3/4	29.04
01080602075032	TE SIMP.RED.GALV.21/2X1	22.91
01080602075040	TE SIMP.RED.GALV.21/2X11/4	28.28
01080602075050	TE SIMP.RED.GALV.21/2X11/2	27.37
01080602075063	TE SIMP.RED.GALV.21/2X2	29.31
01080602090032	TE SIMP.RED.GALV.3X1	37.95
01080602090040	TE SIMP.RED.GALV.3X11/4	40.67
01080602090050	TE SIMP.RED.GALV.3X11/2	41.05
01080602090063	TE SIMP.RED.GALV.3X2	41.56
01080602090075	TE SIMP.RED.GALV.3X21/2	52.85
01080602110032	TE SIMP.RED.GALV.4X1	100.76
01080602110063	TE SIMP.RED.GALV.4X2	73.78
01080602110075	TE SIMP.RED.GALV.4X21/2	77.71
01080602110090	TE SIMP.RED.GALV.4X3	79.15

**TOMADAS DERRIVACAO****TOMADAS DE DERRIVACAO COM SAIDA ROSCADAS**

01081901063032	TOMADA DERRIVACAO C/SAID.ROSC.2X1	14.78
01081901075050	TOMADA DERRIVACAO C/SAID.ROSC.21/2X11/2	23.12

**TUBOS FERRO GALVANIZ**

+351 244 800 160  
+351 244 802 323



geral@canalcentro.pt  
info@canalcentro.pt



R. do Bailadouro s/nº,  
2410-211 Pousos



**TUBO FERRO PRETO C/COST.SERIE MEDIA**

01080103020	TUBO FERRO PRETO C/COST.S/MEDIA 1/2	SobConsulta
01080103025	TUBO FERRO PRETO C/COST.S/MEDIA 3/4	SobConsulta
01080103032	TUBO FERRO PRETO C/COST.S/MEDIA 1	SobConsulta
01080103040	TUBO FERRO PRETO C/COST.S/MEDIA 11/4	SobConsulta
01080103050	TUBO FERRO PRETO C/COST.S/MEDIA 11/2	SobConsulta
01080103063	TUBO FERRO PRETO C/COST.S/MEDIA 2	SobConsulta
01080103075	TUBO FERRO PRETO C/COST.S/MEDIA 21/2	SobConsulta
01080103090	TUBO FERRO PRETO C/COST.S/MEDIA 3	SobConsulta
01080103110	TUBO FERRO PRETO C/COST.S/MEDIA 4	SobConsulta
01080103125	TUBO FERRO PRETO C/COST.S/MEDIA 5	SobConsulta
01080103140	TUBO FERRO PRETO C/COST.S/MEDIA 6	SobConsulta

**TUBOS FERRO GALV. C/COST.SERIE LIGEIRA**

01080102012	TUBO GALVANIZADO SERIE LIGEIRA 3/8	SobConsulta
01080102020	TUBO GALVANIZADO SERIE LIGEIRA 1/2	SobConsulta
01080102025	TUBO GALVANIZADO SERIE LIGEIRA 3/4	SobConsulta
01080102032	TUBO GALVANIZADO SERIE LIGEIRA 1	SobConsulta
01080102040	TUBO GALVANIZADO SERIE LIGEIRA 11/4	SobConsulta
01080102050	TUBO GALVANIZADO SERIE LIGEIRA 11/2	SobConsulta
01080102063	TUBO GALVANIZADO SERIE LIGEIRA 2	SobConsulta
01080102075	TUBO GALVANIZADO SERIE LIGEIRA 21/2	SobConsulta
01080102090	TUBO GALVANIZADO SERIE LIGEIRA 3	SobConsulta
01080102110	TUBO GALVANIZADO SERIE LIGEIRA 4	SobConsulta

**TUBOS FERRO GALV. C/COST.SERIE MEDIA**

01080101012	TUBO GALVANIZADO SERIE MEDIA 3/8	2.14
01080101020	TUBO GALVANIZADO SERIE MEDIA 1/2	2.98
01080101025	TUBO GALVANIZADO SERIE MEDIA 3/4	3.64
01080101032	TUBO GALVANIZADO SERIE MEDIA 1	5.40
01080101040	TUBO GALVANIZADO SERIE MEDIA 11/4	6.90
01080101050	TUBO GALVANIZADO SERIE MEDIA 11/2	8.02
01080101063	TUBO GALVANIZADO SERIE MEDIA 2	11.06
01080101075	TUBO GALVANIZADO SERIE MEDIA 21/2	14.72
01080101090	TUBO GALVANIZADO SERIE MEDIA 3	19.80
01080101110	TUBO GALVANIZADO SERIE MEDIA 4	27.74
01080101125	TUBO GALVANIZADO SERIE MEDIA 5	33.80
01080101140	TUBO GALVANIZADO SERIE MEDIA 6	44.60

**UNIOES GALVANIZADAS****UNIOES CRUZAMENTO GALVANIZADAS**

01080505020	UNIAO CRUZAMENTO GALVANIZADA 1/2	3.40
01080505025	UNIAO CRUZAMENTO GALVANIZADA 3/4	5.10
01080505032	UNIAO CRUZAMENTO GALVANIZADA 1	11.59
01080505040	UNIAO CRUZAMENTO GALVANIZADA 11/4	25.96

**UNIOES REDUCAO F/F GALVANIZADAS**

01080503032020	UNIAO RED.F/F GALVANIZADA 1X1/2	2.22
01080503032025	UNIAO RED.F/F GALVANIZADA 1X3/4	2.12
01080503040020	UNIAO RED.F/F GALVANIZADA 11/4X1/2	3.65
01080503040025	UNIAO RED.F/F GALVANIZADA 11/4X3/4	3.48
01080503040032	UNIAO RED.F/F GALVANIZADA 11/4X1	3.70
01080503050020	UNIAO RED.F/F GALVANIZADA 11/2X1/2	5.64
01080503050025	UNIAO RED.F/F GALVANIZADA 11/2X3/4	5.11
01080503050032	UNIAO RED.F/F GALVANIZADA 11/2X1	4.15
01080503050040	UNIAO RED.F/F GALVANIZADA 11/2X11/4	4.62
01080503063020	UNIAO RED.F/F GALVANIZADA 2X1/2	8.67
01080503063032	UNIAO RED.F/F GALVANIZADA 2X1	8.05
01080503063050	UNIAO RED.F/F GALVANIZADA 2X11/2	6.72
01080503075063	UNIAO RED.F/F GALVANIZADA 21/2X2	21.65
01080503110075	UNIAO RED.F/F GALVANIZADA 4X21/2	32.65

**UNIOES REDUCAO M/F GALVANIZADAS**

+351 244 800 160  
+351 244 802 323



geral@canalcentro.pt  
info@canalcentro.pt



R. do Bailadouro s/nº,  
2410-211 Pousos



01080504020010	UNIAO RED.M/F GALVANIZADA 1/2X3/8	1.76
01080504025010	UNIAO RED.M/F GALVANIZADA 3/4X3/8	3.06
01080504025020	UNIAO RED.M/F GALVANIZADA 3/4X1/2	2.07
01080504032020	UNIAO RED.M/F GALVANIZADA 1X1/2	3.06
01080504032025	UNIAO RED.M/F GALVANIZADA 1X3/4	3.41
01080504040020	UNIAO RED.M/F GALVANIZADA 11/4X1/2	7.53
01080504063032	UNIAO RED.M/F GALVANIZADA 2X1	10.51
01080504063075	UNIAO RED.M/F GALVANIZADA 2X11/2	9.31

**UNIOES SIMPLES GALVANIZADAS**

01080501010	UNIAO SIMPLES GALVANIZADA 3/8	1.18
01080501020	UNIAO SIMPLES GALVANIZADA 1/2	0.83
01080501025	UNIAO SIMPLES GALVANIZADA 3/4	0.97
01080501032	UNIAO SIMPLES GALVANIZADA 1	1.54
01080501040	UNIAO SIMPLES GALVANIZADA 11/4	2.60
01080501050	UNIAO SIMPLES GALVANIZADA 11/2	3.51
01080501063	UNIAO SIMPLES GALVANIZADA 2	5.42
01080501075	UNIAO SIMPLES GALVANIZADA 21/2	11.06
01080501090	UNIAO SIMPLES GALVANIZADA 3	20.12
01080501110	UNIAO SIMPLES GALVANIZADA 4	33.30
01080501125	UNIAO SIMPLES GALVANIZADA 5"	168.50
01080501150	UNIAO SIMPLES GALVANIZADA 6"	230.43

**UNIOES SIMPLES M/F GALVANIZADAS**

01080502020	UNIAO SIMPLES M/F GALVANIZADA 1/2	1.90
01080502025	UNIAO SIMPLES M/F GALVANIZADA 3/4	2.54
01080502032	UNIAO SIMPLES M/F GALVANIZADA 1	3.99
01080502040	UNIAO SIMPLES M/F GALVANIZADA 11/4	6.59
01080502050	UNIAO SIMPLES M/F GALVANIZADA 11/2	9.57
01080502063	UNIAO SIMPLES M/F GALVANIZADA 2	16.00

**TUBOS / ACESSORIOS MULTICAMADA ISOL****ACESS.P/SISTEMA MULT****LUBRIFICANTES P/ACESS.MULTI.ISOLTUBEX**

0156150101	LUBRIFICANTE L-400 ISOLTUBEX	14.34
------------	------------------------------	-------

**CALIBRADORES/ABOCARD****ABOCARDADOR ESCARIADOR MULTI. ISOLTUBEX**

01561103016	ABOCARDADOR ESCARIADOR ISOLTUBEX 16X2	57.99
01561103020	ABOCARDADOR ESCARIADOR ISOLTUBEX 20X2	57.99
01561103025	ABOCARDADOR ESCARIADOR ISOLTUBEX 25X2,5	57.99
01561103032	ABOCARDADOR ESCARIADOR ISOLTUBEX 32X3	57.99
01561103040	ABOCARDADOR ESCARIADOR ISOLTUBEX 40X4	151.38
01561103050	ABOCARDADOR ESCARIADOR ISOLTUBEX 50X4,5	267.36
01561103063	ABOCARDADOR ESCARIADOR ISOLTUBEX 63X6	413.10

**ESCARIADOR MULTI. ISOLTUBEX**

01561102016018020	ESCARIADOR ISOLTUBEX 16X18X20	15.52
01561102020025032	ESCARIADOR ISOLTUBEX 20X25X32	15.52

**MANIPULO P/ABOCARD.ESCAREAD.MULTI.ISOLTU**

0156110401	MANIPULO P/ABOCARDADOR ESCARIADOR	95.01
------------	-----------------------------------	-------

**CASQUILHOS CRAVAM.IN****CASQUILHO INOX CRAVAR MULTICAPA**

01561201016	CASQ.INOX CRAVAR MULTICAPA 16X16	0.63
01561201020	CASQ.INOX CRAVAR MULTICAPA 20X20	0.63
01561201025	CASQ.INOX CRAVAR MULTICAPA 25X25	0.94
01561201032	CASQ.INOX CRAVAR MULTICAPA 32X32	1.11
01561201040	CASQ.INOX CRAVAR MULTICAPA 40X40	2.51
01561201050	CASQ.INOX CRAVAR MULTICAPA 50X50	3.19
01561201063	CASQ.INOX CRAVAR MULTICAPA 63X63	7.48

**CASQUILHOS MULTICAP.****CASQUILHOS FEMEA MULTICAPA ISOLTUBEX**

01560302016020	CASQ.FEMEA MULTICAPA ISOLTUBEX 16X1/2	2.51
----------------	---------------------------------------	------



01560302016025	CASQ.FEMEA MULTICAPA ISOLTUBEX 16X3/4	2.88
01560302020020	CASQ.FEMEA MULTICAPA ISOLTUBEX 20X1/2	2.57
01560302020025	CASQ.FEMEA MULTICAPA ISOLTUBEX 20X3/4	3.11
01560302020032	CASQ.FEMEA MULTICAPA ISOLTUBEX 20X1	3.90
01560302025020	CASQ.FEMEA MULTICAPA ISOLTUBEX 25X1/2	3.59
01560302025025	CASQ.FEMEA MULTICAPA ISOLTUBEX 25X3/4	3.68
01560302025032	CASQ.FEMEA MULTICAPA ISOLTUBEX 25X1	4.62
01560302032025	CASQ.FEMEA MULTICAPA ISOLTUBEX 32X3/4	4.76
01560302032032	CASQ.FEMEA MULTICAPA ISOLTUBEX 32X1	5.27
01560302040032	CASQ.FEMEA MULTICAPA ISOLTUBEX 40X1	12.09
01560302040040	CASQ.FEMEA MULTICAPA ISOLTUBEX 40X11/4	10.95
01560302040050	CASQ.FEMEA MULTICAPA ISOLTUBEX 40X11/2	12.94
01560302050040	CASQ.FEMEA MULTICAPA ISOLTUBEX 50X11/4	14.38
01560302050050	CASQ.FEMEA MULTICAPA ISOLTUBEX 50X11/2	14.68
01560302050063	CASQ.FEMEA MULTICAPA ISOLTUBEX 50X2	19.21
01560302063063	CASQ.FEMEA MULTICAPA ISOLTUBEX 63X2	31.88

**CASQUILHOS MACHO MULTICAPA ISOLTUBEX**

01560301016015	CASQ.MACHO MULTICAPA ISOLTUBEX 16X3/8	1.77
01560301016020	CASQ.MACHO MULTICAPA ISOLTUBEX 16X1/2	2.28
01560301016025	CASQ.MACHO MULTICAPA ISOLTUBEX 16X3/4	2.79
01560301020020	CASQ.MACHO MULTICAPA ISOLTUBEX 20X1/2	2.45
01560301020025	CASQ.MACHO MULTICAPA ISOLTUBEX 20X3/4	3.05
01560301020032	CASQ.MACHO MULTICAPA ISOLTUBEX 20X1	3.99
01560301025020	CASQ.MACHO MULTICAPA ISOLTUBEX 25X1/2	3.45
01560301025025	CASQ.MACHO MULTICAPA ISOLTUBEX 25X3/4	3.68
01560301025032	CASQ.MACHO MULTICAPA ISOLTUBEX 25X1	4.76
01560301032025	CASQ.MACHO MULTICAPA ISOLTUBEX 32X3/4	4.45
01560301032032	CASQ.MACHO MULTICAPA ISOLTUBEX 32X1	5.10
01560301032040	CASQ.MACHO MULTICAPA ISOLTUBEX 32X11/4	7.30
01560301040040	CASQ.MACHO MULTICAPA ISOLTUBEX 40X11/4	12.19
01560301050040	CASQ.MACHO MULTICAPA ISOLTUBEX 50X11/4	26.67
01560301050050	CASQ.MACHO MULTICAPA ISOLTUBEX 50X11/2	16.48
01560301063040	CASQ.MACHO MULTICAPA ISOLTUBEX 63X11/4	31.03
01560301063050	CASQ.MACHO MULTICAPA ISOLTUBEX 63X11/2	31.42
01560301063063	CASQ.MACHO MULTICAPA ISOLTUBEX 63X2	35.44

**COLECTORES MULTICAPA****COLECTORES C/VALV.REG.MULTICA. ISOLTUBEX**

0156070202025020	COLECTOR C/VALV.CORTE 2 SAID.3/4X1/2	15.27
0156070203025020	COLECTOR C/VALV.CORTE 3 SAID.3/4X1/2	22.92
0156070204025020	COLECTOR C/VALV.CORTE 4 SAID.3/4X1/2	30.52

**COLECTORES SIMPLES MULTICAPA ISOLTUBEX**

0156070102025020	COLECTOR SIMPLES CR 2 SAID.3/4X1/2	5.53
0156070103025020	COLECTOR SIMPLES CR 3 SAID.3/4X1/2	7.53
0156070104025020	COLECTOR SIMPLES CR 4 SAID.3/4X1/2	9.43

**JOELHOS MULTICAPA PR****JOELHOS C/PATER MULTICAPA ISOLTUBEX**

01560404016020	JOELHO C/PATER ISOLTUBEX 16X1/2	4.65
01560404020020	JOELHO C/PATER ISOLTUBEX 20X1/2	4.79
01560404020025	JOELHO C/PATER ISOLTUBEX 20X3/4	6.24
01560404025025	JOELHO C/PATER ISOLTUBEX 25X3/4	6.56

**JOELHOS FEMEA MULTICAPA ISOLTUBEX**

01560403016020	JOELHO FEMEA MULTICAPA ISOLTUBEX 16X1/2	3.25
01560403016025	JOELHO FEMEA MULTICAPA ISOLTUBEX 16X3/4	3.76
01560403020020	JOELHO FEMEA MULTICAPA ISOLTUBEX 20X1/2	3.59
01560403020025	JOELHO FEMEA MULTICAPA ISOLTUBEX 20X3/4	3.88
01560403025020	JOELHO FEMEA MULTICAPA ISOLTUBEX 25X1/2	4.85
01560403025025	JOELHO FEMEA MULTICAPA ISOLTUBEX 25X3/4	5.39
01560403025032	JOELHO FEMEA MULTICAPA ISOLTUBEX 25X1	6.81
01560403032025	JOELHO FEMEA MULTICAPA ISOLTUBEX 32X3/4	6.56



01560403032032	JOELHO FEMEA MULTICAPA ISOLTUBEX 32X1	7.89
01560403040040	JOELHO FEMEA MULTICAPA ISOLTUBEX 40X11/4	19.27
01560403050050	JOELHO FEMEA MULTICAPA ISOLTUBEX 50X11/2	29.00
01560403063063	JOELHO FEMEA MULTICAPA ISOLTUBEX 63X2	41.78

**JOELHOS MACHO MULTICAPA ISOLTUBEX**

01560402016020	JOELHO MACHO MULTICAPA ISOLTUBEX 16X1/2	3.08
01560402016025	JOELHO MACHO MULTICAPA ISOLTUBEX 16X3/4	3.51
01560402020020	JOELHO MACHO MULTICAPA ISOLTUBEX 20X1/2	3.79
01560402020025	JOELHO MACHO MULTICAPA ISOLTUBEX 20X3/4	4.30
01560402025020	JOELHO MACHO MULTICAPA ISOLTUBEX 25X1/2	4.79
01560402025025	JOELHO MACHO MULTICAPA ISOLTUBEX 25X3/4	5.53
01560402025032	JOELHO MACHO MULTICAPA ISOLTUBEX 25X1	7.27
01560402032032	JOELHO MACHO MULTICAPA ISOLTUBEX 32X1	8.01

**JOELHOS SIMPLES A 45.MULTICAPA ISOLTUBEX**

01560405040	JOELHO SIMPLES 45.MULTICAPA ISOLTUBEX 40	23.50
01560405050	JOELHO SIMPLES 45.MULTICAPA ISOLTUBEX 50	34.18
01560405063	JOELHO SIMPLES 45.MULTICAPA ISOLTUBEX 63	53.40

**JOELHOS SIMPLES MULTICAPA ISOLTUBEX**

01560401016	JOELHO SIMPLES MULTICAPA ISOLTUBEX 16	2.42
01560401020	JOELHO SIMPLES MULTICAPA ISOLTUBEX 20	3.45
01560401025	JOELHO SIMPLES MULTICAPA ISOLTUBEX 25	5.81
01560401032	JOELHO SIMPLES MULTICAPA ISOLTUBEX 32	8.49
01560401040	JOELHO SIMPLES MULTICAPA ISOLTUBEX 40	25.79
01560401050	JOELHO SIMPLES MULTICAPA ISOLTUBEX 50	38.69
01560401063	JOELHO SIMPLES MULTICAPA ISOLTUBEX 63	61.23

**PLACAS P/JOELHO ROSCA FEMEA ISOLTUBEX**

0156040601	PLACA FIXACAO PARA JOELHO C/PATER	3.11
------------	-----------------------------------	------

**MOLAS CRAV.MULTICAPA****MOLAS CRAV.EXT. MULTICAPA ISOLTUBEX**

01561002016	MOLA EXTERIOR P/MULTIC.ISOLTUBEX 16	7.98
01561002020	MOLA EXTERIOR P/MULTIC.ISOLTUBEX 20	9.49
01561002025	MOLA EXTERIOR P/MULTIC.ISOLTUBEX 25	9.95
01561002032	MOLA EXTERIOR P/MULTIC.ISOLTUBEX 32	6.13

**MOLAS CRAV.INT.MULTICAPA ISOLTUBEX**

01561001016	MOLA INTERIOR P/MULTIC.ISOLTUBEX 16	5.50
01561001020	MOLA INTERIOR P/MULTIC.ISOLTUBEX 20	7.04
01561001025	MOLA INTERIOR P/MULTIC.ISOLTUBEX 25	7.35
01561001032	MOLA INTERIOR P/MULTIC.ISOLTUBEX 32	10.89

**TES MULTICAPA PRESS****TES DE REDUÇÃO MULTICAPA ISOLTUBEX**

01560502016020016	TE RED.MULTICAPA ISOLTUBEX 16X20X16	3.71
01560502016025016	TE RED.MULTICAPA ISOLTUBEX 16X25X16	5.61
01560502020016016	TE RED.MULTICAPA ISOLTUBEX 20X16X16	3.51
01560502020016020	TE RED.MULTICAPA ISOLTUBEX 20X16X20	4.28
01560502020020016	TE RED.MULTICAPA ISOLTUBEX 20X20X16	4.05
01560502020025020	TE RED.MULTICAPA ISOLTUBEX 20X25X20	6.58
01560502025016016	TE RED.MULTICAPA ISOLTUBEX 25X16X16	7.32
01560502025016020	TE RED.MULTICAPA ISOLTUBEX 25X16X20	5.44
01560502025016025	TE RED.MULTICAPA ISOLTUBEX 25X16X25	6.13
01560502025020016	TE RED.MULTICAPA ISOLTUBEX 25X20X16	7.92
01560502025020020	TE RED.MULTICAPA ISOLTUBEX 25X20X20	5.67
01560502025020025	TE RED.MULTICAPA ISOLTUBEX 25X20X25	7.64
01560502025025020	TE RED.MULTICAPA ISOLTUBEX 25X25X20	9.98
01560502025032025	TE RED.MULTICAPA ISOLTUBEX 25X32X25	9.92
01560502032016032	TE RED.MULTICAPA ISOLTUBEX 32X16X32	8.86
01560502032020032	TE RED.MULTICAPA ISOLTUBEX 32X20X32	9.15
01560502032025020	TE RED.MULTICAPA ISOLTUBEX 32X25X20	8.32
01560502032025025	TE RED.MULTICAPA ISOLTUBEX 32X25X25	8.92





01560502032025032	TE RED.MULTICAPA ISOLTUBEX 32X25X32	9.49
01560502032032025	TE RED.MULTICAPA ISOLTUBEX 32X32X25	10.00
01560502040025040	TE RED.MULTICAPA ISOLTUBEX 40X25X40	21.37
01560502040032040	TE RED.MULTICAPA ISOLTUBEX 40X32X40	22.84
01560502050032050	TE RED.MULTICAPA ISOLTUBEX 50X32X50	29.35
01560502050040050	TE RED.MULTICAPA ISOLTUBEX 50X40X50	32.23
01560502063040063	TE RED.MULTICAPA ISOLTUBEX 63X40X63	51.77
01560502063050063	TE RED.MULTICAPA ISOLTUBEX 63X50X63	72.01

**TES ROSC.FEMEA MULTICAPA ISOLTUBEX**

01560503016020	TE RED.ROSC.FEMEA ISOLTUBEX 16X1/2	3.93
01560503020020	TE RED.ROSC.FEMEA ISOLTUBEX 20X1/2	4.70
01560503020025	TE RED.ROSC.FEMEA ISOLTUBEX 20X3/4	5.61
01560503025020	TE RED.ROSC.FEMEA ISOLTUBEX 25X1/2	7.15
01560503025025	TE RED.ROSC.FEMEA ISOLTUBEX 25X3/4	7.44
01560503025032	TE RED.ROSC.FEMEA ISOLTUBEX 25X1	9.38
01560503032025	TE RED.ROSC.FEMEA ISOLTUBEX 32X3/4	9.55
01560503032032	TE RED.ROSC.FEMEA ISOLTUBEX 32X1	10.66
01560503040040	TE RED.ROSC.FEMEA ISOLTUBEX 40X11/4	32.23
01560503050050	TE RED.ROSC.FEMEA ISOLTUBEX 50X11/2	38.69
01560503063063	TE RED.ROSC.FEMEA ISOLTUBEX 63X2	70.92

**TES SIMPLES MULTICAPA ISOLTUBEX**

01560501016	TE SIMPLES MULTICAPA ISOLTUBEX 16	3.39
01560501020	TE SIMPLES MULTICAPA ISOLTUBEX 20	4.96
01560501025	TE SIMPLES MULTICAPA ISOLTUBEX 25	7.52
01560501032	TE SIMPLES MULTICAPA ISOLTUBEX 32	10.57
01560501040	TE SIMPLES MULTICAPA ISOLTUBEX 40	37.40
01560501050	TE SIMPLES MULTICAPA ISOLTUBEX 50	48.35
01560501063	TE SIMPLES MULTICAPA ISOLTUBEX 63	83.30

**TUBO MULTICAPA ISOLT****TUBOS MULTICAPA EM ROLO ISOLTUBEX**

01560101016	TUBO MULTICAM.ISOLTUBEX ROLO 16X2.0	0.98
01560101020	TUBO MULTICAM.ISOLTUBEX ROLO 20X2.0	1.23
01560101025	TUBO MULTICAM.ISOLTUBEX ROLO 25X2.5	2.12
01560101032	TUBO MULTICAM.ISOLTUBEX ROLO 32X3.0	3.71

**TUBOS MULTICAPA EM VARA ISOLTUBEX**

01560102016	TUBO MULTICAMA.ISOLTUBEX VARA 16X2,0	1.15
01560102020	TUBO MULTICAMA.ISOLTUBEX VARA 20X2,0	1.40
01560102025	TUBO MULTICAMA.ISOLTUBEX VARA 25X2.5	2.45
01560102032	TUBO MULTICAMA.ISOLTUBEX VARA 32X3.0	4.18
01560102040	TUBO MULTICAMA.ISOLTUBEX VARA 40X4.0	10.15
01560102050	TUBO MULTICAMA.ISOLTUBEX VARA 50X4.5	13.44
01560102063	TUBO MULTICAMA.ISOLTUBEX VARA 63X6.0	20.10

**TUBOS MULTICAPA ISOL.AZUL ISOLTUBEX**

01560104016	TUBO MULTI.ISOLTUBEX ISOLADO AZUL 16X2.0	1.60
01560104020	TUBO MULTI.ISOLTUBEX ISOLADO AZUL 20X2.0	2.22
01560104025	TUBO MULTI.ISOLTUBEX ISOLADO AZUL 25X2.5	3.50
01560104032	TUBO MULTI.ISOLTUBEX ISOLADO AZUL 32X3.0	5.33

**TUBOS MULTICAPA ISOL.PRETO ISOLTUBEX**

01560105016	TUBO MULTI.ISOLTUBEX ISOLAD.PRETO 16X2.0	1.83
01560105020	TUBO MULTI.ISOLTUBEX ISOLAD.PRETO 20X2.0	2.48
01560105025	TUBO MULTI.ISOLTUBEX ISOLAD.PRETO 25X2.5	3.85
01560105032	TUBO MULTI.ISOLTUBEX ISOLAD.PRETO 32X3.0	8.38

**TUBOS MULTICAPA ISOL.VERM.ISOLTUBEX**

01560103016	TUBO MULTI.ISOLTUBEX ISOLADO VERM.16X2,0	1.60
01560103020	TUBO MULTI.ISOLTUBEX ISOLADO VERM.20X2,0	2.22
01560103025	TUBO MULTI.ISOLTUBEX ISOLADO VERM.25X2.5	3.50
01560103032	TUBO MULTI.ISOLTUBEX ISOLADO VERM.32X3.0	5.33

**UNIOES MULTICAPA PRE**



**UNIOES C/PORCA MOVEL MULTI.ISOLTUBEX**

01560203016020	UNIAO C/PORCA MOV.MULTI.ISOLTUBEX 16X1/2	2.71
01560203016025	UNIAO C/PORCA MOV.MULTI.ISOLTUBEX 16X3/4	3.45
01560203020020	UNIAO C/PORCA MOV.MULTI.ISOLTUBEX 20X1/2	3.25
01560203020025	UNIAO C/PORCA MOV.MULTI.ISOLTUBEX 20X3/4	3.65
01560203020032	UNIAO C/PORCA MOV.MULTI.ISOLTUBEX 20X1	4.76
01560203025020	UNIAO C/PORCA MOV.MULTI.ISOLTUBEX 25X1/2	4.79
01560203025025	UNIAO C/PORCA MOV.MULTI.ISOLTUBEX 25X3/4	5.70
01560203025032	UNIAO C/PORCA MOV.MULTI.ISOLTUBEX 25X1	6.70
01560203032032	UNIAO C/PORCA MOV.MULTI.ISOLTUBEX 32X1	7.50

**UNIOES REDUCAO MULTICAPA ISOLTUBEX**

01560202020016	UNIAO RED.MULTICAPA ISOLTUBEX 20X16	2.39
01560202025016	UNIAO RED.MULTICAPA ISOLTUBEX 25X16	3.22
01560202025020	UNIAO RED.MULTICAPA ISOLTUBEX 25X20	3.48
01560202032016	UNIAO RED.MULTICAPA ISOLTUBEX 32X16	4.65
01560202032020	UNIAO RED.MULTICAPA ISOLTUBEX 32X20	4.70
01560202032025	UNIAO RED.MULTICAPA ISOLTUBEX 32X25	5.39
01560202040025	UNIAO RED.MULTICAPA ISOLTUBEX 40X25	10.99
01560202040032	UNIAO RED.MULTICAPA ISOLTUBEX 40X32	13.35
01560202050032	UNIAO RED.MULTICAPA ISOLTUBEX 50X32	14.56
01560202050040	UNIAO RED.MULTICAPA ISOLTUBEX 50X40	18.37
01560202063040	UNIAO RED.MULTICAPA ISOLTUBEX 63X40	33.37
01560202063050	UNIAO RED.MULTICAPA ISOLTUBEX 63X50	33.20

**UNIOES SIMPLES MULTICAPA ISOLTUBEX**

01560201016	UNIAO MULTICAPA PRESS ISOLTUBEX 16	2.02
01560201020	UNIAO MULTICAPA PRESS ISOLTUBEX 20	2.91
01560201025	UNIAO MULTICAPA PRESS ISOLTUBEX 25	4.28
01560201032	UNIAO MULTICAPA PRESS ISOLTUBEX 32	5.79
01560201040	UNIAO MULTICAPA PRESS ISOLTUBEX 40	13.69
01560201050	UNIAO MULTICAPA PRESS ISOLTUBEX 50	19.58
01560201063	UNIAO MULTICAPA PRESS ISOLTUBEX 63	45.27

**VALVULAS MULTICADA P****AUMENTOS P/MANIP.VALV.MULTI.ISOLTUBEX**

0156061101	AUMENTO P/MANIP.VALV.MULT.ISOLTUBEX	0.94
------------	-------------------------------------	------

**COMANDOS P/VALV.MULTI.ISOLTUBEX**

0156061001	COMANDO RED.E ESP.P/VALV.ISOLTUBEX	4.99
0156061003	COMANDO OCULTO ESP.P/VALV.ISOLTUBEX	3.90

**VALVULAS ESFERA MULT.EXTERIOR C/MANIPULO**

01560603016	VALVULA EXTERIOR C/MANIPULO 16	7.81
01560603020	VALVULA EXTERIOR C/MANIPULO 20	8.27
01560603025	VALVULA EXTERIOR C/MANIPULO 25	13.00
01560603032	VALVULA EXTERIOR C/MANIPULO 32	14.68

**VALVULAS ESFERA MULTICAPA EM "U"**

01560604016	VALVULA ESFERA EM "U" 16	13.99
01560604020	VALVULA ESFERA EM "U" 20	13.62
01560604025	VALVULA ESFERA EM "U" 25	15.90

**VALVULAS ESFERA MULTICAPA ISOLTUBEX**

01560601016	VALVULA ESFERA MULTICAPA ISOLTUBEX 16	10.66
01560601020	VALVULA ESFERA MULTICAPA ISOLTUBEX 20	11.23
01560601025	VALVULA ESFERA MULTICAPA ISOLTUBEX 25	15.30
01560601032	VALVULA ESFERA MULTICAPA ISOLTUBEX 32	16.99

**TUBOS / ACESSORIOS MULTICAMADA KLIM****CASQ.MULTICAMADA K****CASQ.RED.MULTICAMADA KLIMAPRESS**

01420302075	CASQ.MULTI.KLIMAPRESS 75X21/2 FEMEA	89.17
-------------	-------------------------------------	-------

**JOELHOS MULTICAMADA****JOELHOS SIMPLES MULTICAMADA KLIMAPRESS**

01420401075075	JOELHO SIMPLES KLIMAPRESS 75X75	120.52
<b>TES MULTICADA KLIMAP</b>		
<b>TES REDUCAO MULTICAMADA KLIMAPRESS</b>		
01420502025020020	TE REDUÇÃO MULTI.KLIMAPRESS 25X20X20	6.50
01420502075063075	TE REDUÇÃO MULTI.KLIMAPRESS 75X63X75	190.80
<b>TES MULTICAPA KLIMAP</b>		
<b>TES SIMPLES MULTI.KLIMAPRESS</b>		
01420501075	TE SIMPLES MULTI.KLIMAPRESS 75	147.74
<b>TUBOS MULTICAMADA HE</b>		
<b>TUBOS MULTICAMADA HELICLIMA ROLO</b>		
01420102025	TUBO MULTI.HELIKLIMA ROLO 25X2.0	3.31
01420102032	TUBO MULTI.HELIKLIMA ROLO 32X3.0	4.29
<b>TUBOS MULTICAMADA HELICLIMA VARA</b>		
01420101025	TUBO MULTI.HELIKLIMA VARA 25X2.0	3.41
01420101032	TUBO MULTI.HELIKLIMA VARA 32X3.0	4.61
01420101063	TUBO MULTI.HELIKLIMA VARA 63X6.0	22.48
01420101075	TUBO MULTI.HELIKLIMA VARA 75X7.5	41.46
<b>UNIOES MULTICAMADA K</b>		
<b>UNIOES REDUÇÃO MULTICAMADA KLIMAPRESS</b>		
01420202050025	UNIAO RER.MULTI.KLIMAPRESS 50X25	21.89
01420202063040	UNIAO RED.MULTI.KLIMAPRESS 63X40	60.50
01420202063050	UNIAO RED.MULTI.KLIMAPRESS 63X50	57.64
01420202075063	UNIAO RED.MULTI.KLIMAPRESS 75X63	115.58
<b>UNIOES SIMPLES MULTICAMADA KLIMAPRESS</b>		
01420201075	UNIAO KLIMAPRESS 75X75	80.12
<b>TUBOS / ACESSORIOS PEX GIACOMINI</b>		
<b>ACESS.P/VALV.ESF.</b>		
<b>AUMENTO TUBOLAR CROMADO R749T</b>		
01122504R749TX001	R749T AUMEN.TUB.CR P/MANIP.VALV.3/8X1/2	4.36
01122504R749TX002	R749T AUMEN.TUB.CR.P/MAN.VALV.3/4X11/4	4.96
01122504R749TX003	R749T AUMEN.TUB.CR P/MANIP.VALV.11/2X2	8.56
<b>REDUTOR DE MANOBRA R746</b>		
01122506R746X002	R746 VOLANTE RED.VALV.ESF.3/4X11/4	15.07
<b>ACESSORIOS P/COLECTO</b>		
<b>ISOLMENTOS P/COLECTORES R551</b>		
01121122R551WY007	R551W ISOLAMENTO P/COLECT.R551 11/2	14.95
<b>REDUCAO P/COLECTORES R593D</b>		
01121105R593DY001	R593D RED.P/COLECTOR C/JUNTA 3/4X3/8	1.58
01121105R593DY002	R593D RED.P/COLECTOR C/JUNTA 3/4X1/2	1.71
01121105R593DY004	R593D RED.P/COLECTOR C/JUNTA 1X1/2	2.00
01121105R593DY005	R593D RED.P/COLECTOR C/JUNTA 1X3/4	2.32
01121105R593DY008	R593D RED.P/COLECTOR C/JUNTA 11/4X1	3.94
<b>REDUCOES R93 GIACOMINI</b>		
01121109R93Y011	R93 REDUCAO 1MX3/4F GIACOMINI	1.64
01121109R93Y014	R93 REDUCAO 11/4X1 GIACOMINI	2.51
01121109R93Y018	R93 REDUCAO 11/2X11/4 GIACOMINI	4.90
<b>TAMPAO FEMEA P/COLECTORES R594</b>		
01121102R594Y001	R594 TAMPAO F 1/2	0.86
01121102R594Y002	R594 TAMPAO F 24/19	0.93
01121102R594Y003	R594 TAMPAO F 26/19	0.93
01121102R594Y004	R594 TAMPAO F 1	1.80
01121102R594Y005	R594 TAMPAO F 3/4	1.47
<b>TAMPAO REDUCAO P/COLECT.CROMADA R593</b>		
01121103R593X004	R593 RED.P/COLECTOR 1X1/2	1.88
01121103R593X005	R593 RED.P/COLECTOR 1X3/4	1.88
01121103R593Y002	R593 RED.P/COLECTOR 3/4X1/2	1.16



**TAMPAO REDUCAO P/COLECT.NAO CROMADA R593**

01121104R593Y003	R593 RED.P/COLECT.NAO CR 1X3/8	1.48
01121104R593Y004	R593 RED.P/COLECT.NAO CR 1X1/2	1.60
01121104R593Y005	R593 RED.P/COLECT.NAO CR 1X3/4	1.88
01121104R593Y008	R593 RED.P/COLECT.NAO CR 11/4X1	2.90

**TAMPAO TERMINAL P/COLECT.R592**

01121101R592DY004	R592D TAMPAO MA C/JUNTA 3/4	1.60
01121101R592DY005	R592D TAMPAO MA C/JUNTA 1	1.98
01121101R592DY006	R592D TAMPAO MA C/JUNTA 11/4	3.08
01121101R592Y004	R592 TAMPAO M 3/4	1.09
01121101R592Y005	R592 TAMPAO M 1	1.53
01121101R592Y006	R592 TAMPAO M 11/4	2.65
01121101R592Y007	R592 TAMPAO M 11/2	4.94

**ACESSORIOS P/GIACOFL****CAPA TERMINAL P/MANGA**

01121405R998Y005	R998 CAPA TERMINAL P/MANGA VERM.	0.86
01121405R998Y006	R998 CAPA TERMINAL P/MANGA AZUL	0.86

**CURVA GUIA-TUBO**

01121406R549PY003	R549P CURVA GUIA P/TUBOS PEX	3.11
01121406R549Y003	R549 CURVA GUIA P/TUBOS PEX	3.11

**ADAPTADORES****ADAPTADORES P/TUBO PEX R179**

01120202R179AY071	R179A ADAPTADOR P/PEX 28X32X2.9	6.20
01120202R179X040	R179 ADAPTADOR P/PEX 16X16X1.8	2.21
01120202R179X074	R179 ADAPTADOR P/PEX 18X16X2.2	2.11
01120202R179X076	R179 ADAPTADOR P/PEX 18X16X1.8	2.64
01120202R179X087	R179 ADAPTADOR P/PEX 18X20X2.8	2.43

**CAIXAS P/COLECTORES****CAIXA DE ENCASTRAR P/COLECTORES**

01121218R595AY001	R595A CAIXA COLEC.(370X300X90)	13.87
01121218R595BY001	R595B CAIXA COLEC.(520X300X90)	18.12
01121218R595CY001	R595C CAIXA COLEC.(670X300X90)	21.83
01121218R595PY001	R595P PORTA PLAST.P/ CAIXA R595A 370X300	5.33
01121218R595PY002	R595P PORTA PLAST.P/ CAIXA R595B 520X300	7.56
01121218R598Y003	R598 SUP.COLECT.R580/R585 3/4P/CX R595	2.56
01121218R598Y004	R598 SUP.COLECT.R580/R585 1P/CX R595	2.56
01121218R599Y001	R599 CAIXA PARA COLECTOR R585	20.30

**CAIXA EM PLASTICOS R584**

01121212R584Y101	R584 CAIXA P/COLECTOR 332X272X86 MM	24.82
01121212R584Y102	R584 CAIXA P/COLECTOR 412X272X86 MM	33.11

**COLECTORES**

01121008R53VMY006	R53VM COLECTOR MOD.C/REG.32X18	15.17
01121010R553Y005	R553D/5 COLECT.MON.5 SAIDAS 1X18	119.96
01121010R553Y007	R553D/7 COLECT.MON.7 SAIDA 1X18	161.88

**COLECTORES C/REGULACAO E C/SAIDA R585**

01121002R585Y022	R585/2 COLECT.REGUL.2 SAIDAS 3/4X16	12.33
01121002R585Y023	R585/3 COLECT.REGUL.3 SAIDAS 3/4X16	17.18
01121002R585Y024	R585/4 COLECT.REGUL.4 SAIDAS 3/4X16	22.19
01121002R585Y025	R585/5 COLECT.REGUL.5 SAIDAS 3/4X16	27.90
01121002R585Y026	R585/6 COLECT.REGUL.6 SAIDAS 3/4X16	33.30
01121002R585Y027	R585/7 COLECT.REGUL.7 SAIDAS 3/4X16	38.21
01121002R585Y028	R585/8 COLECT.REGUL.8 SAIDAS 3/4X16	44.38
01121002R585Y029	R585/9 COLECT.REGUL.9 SAIDAS 3/4X16	48.49
01121002R585Y042	R585/2 COLECT.REGUL.2 SAIDAS 1X16	14.55
01121002R585Y043	R585/3 COLECT.REGUL.3 SAIDAS 1X16	20.60
01121002R585Y044	R585/4 COLECT.REGUL.4 SAIDAS 1X16	25.30
01121002R585Y045	R585/5 COLECT.REGUL.5 SAIDAS 1X16	31.31



01121002R585Y046	R585/6 COLECT.REGUL.6 SAIDAS 1X16	39.84
01121002R585Y047	R585/7 COLECT.REGUL.7 SAIDAS 1X16	43.04
01121002R585Y048	R585/8 COLECT.REGUL.8 SAIDAS 1X16	49.45
01121002R585Y049	R585/9 COLECT.REGUL.9 SAIDAS 1X16	55.42
01121002R585Y050	R585/10 COLECT.REGUL.10 SAIDAS 1X16	61.52

**COLECTORES DE DISTRIBUICAO R580**

01121001R580Y022	R580/2 COLECT.2 SAIDAS 3/4X16	8.88
01121001R580Y023	R580/3 COLECT.3 SAIDAS 3/4X16	12.47
01121001R580Y024	R580/4 COLECT.4 SAIDAS 3/4X16	16.42
01121001R580Y025	R580/5 COLECT.5 SAIDAS 3/4X16	19.74
01121001R580Y026	R580/6 COLECT.6 SAIDAS 3/4X16	23.97
01121001R580Y027	R580/7 COLECT.7 SAIDAS 3/4X16	26.54
01121001R580Y028	R580/8 COLECT.8 SAIDAS 3/4X16	30.05
01121001R580Y029	R580/9 COLECT.9 SAIDAS 3/4X16	34.22
01121001R580Y030	R580/10 COLECT.10 SAIDAS 3/4X16	38.16
01121001R580Y062	R580/2 COLECT.2 SAIDAS 1X16	10.09
01121001R580Y063	R580/3 COLECT.3 SAIDAS 1X16	14.47
01121001R580Y064	R580/4 COLECT.4 SAIDAS 1X16	18.81
01121001R580Y065	R580/5 COLECT.5 SAIDAS 1X16	23.67
01121001R580Y066	R580/6 COLECT.6 SAIDAS 1X16	27.36
01121001R580Y067	R580/7 COLECT.7 SAIDAS 1X16	29.77
01121001R580Y068	R580/8 COLECT.8 SAIDAS 1X16	33.58
01121001R580Y069	R580/9 COLECT.9 SAIDAS 1X16	38.26
01121001R580Y070	R580/10 COLECT.10 SAIDAS 1X16	41.79
01121001R580Y071	R580/11 COLECT.11 SAIDAS 1X16	47.96

**COLECTORES DISTRIB.C/SAIDA FEMEA R551**

01121009R551Y022	R551/2 COLECTOR 2 SAIDAS 3/4X1/2	8.04
01121009R551Y023	R551/3 COLECTOR 3 SAIDAS 3/4X1/2	11.81
01121009R551Y024	R551/4 COLECTOR 4 SAIDAS 3/4X1/2	15.70
01121009R551Y025	R551/5 COLECTOR 5 SAIDAS 3/4X1/2	19.58
01121009R551Y026	R551/6 COLECTOR 6 SAIDAS 3/4X1/2	24.96
01121009R551Y043	R551/3 COLECTOR 3 SAIDAS 1X3/8	9.74
01121009R551Y044	R551/4 COLECTOR 4 SAIDAS 1X3/8	12.87
01121009R551Y045	R551/5 COLECTOR 5 SAIDAS 1X3/8	15.45
01121009R551Y046	R551/6 COLECTOR 6 SAIDA 1"X3/8"	17.64
01121009R551Y047	R551/7 COLECTOR 7 SAIDA 1X3/8	21.59
01121009R551Y048	R551/8 COLECTOR 8 SAIDA 1X3/8	24.44
01121009R551Y049	R551/9 COLECTOR 9 SAIDA 1X3/8	27.95
01121009R551Y050	R551/10 COLECTOR 10 SAIDA 1X3/8	30.87
01121009R551Y051	R551/11 COLECTOR 11 SAIDA 1X3/8	36.47
01121009R551Y062	R551/2 COLECTOR 2 SAIDA 1X1/2	8.95
01121009R551Y063	R551/3 COLECTOR 3 SAIDA 1X1/2	13.30
01121009R551Y064	R551/4 COLECTOR 4 SAIDA 1X1/2	17.78
01121009R551Y065	R551/5 COLECTOR 5 SAIDA 1X1/2	22.31
01121009R551Y066	R551/6 COLECTOR 6 SAIDA 1X1/2	26.99
01121009R551Y067	R551/7 COLECTOR 7 SAIDA 1X1/2	31.73
01121009R551Y068	R551/8 COLECTOR 8 SAIDA 1X1/2	36.28
01121009R551Y069	R551/9 COLECTOR 9 SAIDA 1X1/2	43.05
01121009R551Y070	R551/10 COLECTOR 10 SAIDA 1X1/2	45.49
01121009R551Y082	R551/2 COLECTOR 2 SAIDAS 11/4X1/2	10.81
01121009R551Y083	R551/3 COLECTOR 3 SAIDAS 11/4X1/2	16.03
01121009R551Y084	R551/4 COLECTOR 4 SAIDA 11/4/1/2	21.42
01121009R551Y085	R551/5 COLECTOR 5 SAIDA 11/4X1/2	26.83
01121009R551Y086	R551/6 COLECTOR 6 SAIDA 11/4X1/2	32.22
01121009R551Y087	R551/7 COLECTOR 7 SAIDA 11/4X1/2	37.93
01121009R551Y088	R551/8 COLECTOR 8 SAIDAS 11/4X1/2	43.29
01121009R551Y089	R551/9 COLECTOR 9 SAIDA 11/4X1/2	49.07
01121009R551Y090	R551/10 COLECTOR 10 SAIDA 11/4X1/2	54.20
01121009R551Y091	R551/11 COLECTOR 11 SAIDA 11/4X1/2	59.62



01121009R551Y092	R551/12 COLECTOR 12 SAIDA 11/4X1/2	64.89
01121009R551Y105	R551/5 COLECTOR 5 SAIDA 11/4X3/4	40.76
01121009R551Y106	R551/6 COLECTOR 6 SAIDA 11/4X3/4	48.54
01121009R551Y184	R551/4 COLECTOR 4 SAIDA 11/2X1	84.72
01121009R551Y64	R551/4 COLECTOR 4 SAIDA 1X1/2	17.78

**COLECTORES DISTRIBUIÇÃO R551S**

01121012R551SY002	R551S/2 COLECTOR 2 SAIDA 3/4"X18	9.76
01121012R551SY003	R551S/3 COLECTOR 3 SAIDA 3/4"X18	15.63
01121012R551SY022	R551S/2 COLECTOR 2 SAIDA 1X18	13.65
01121012R551SY023	R551S/3 COLECTOR 3 SAIDA 1"X18"	19.95
01121012R551SY024	R551S/4 COLECTOR 4 SAIDA 1X18	25.58
01121012R551SY025	R551S/5 COLECTOR 5 SAIDA 1"X18"	33.27
01121012R551SY026	R551S/6 COLECTOR 6 SAIDA 1"X18"	38.16
01121012R551SY028	R551S/8 COLECTOR 8 SAIDA 1X18	53.02
01121012R551SY042	R551S/2 COLECTOR 2 SAIDA 11/4"X18	17.98
01121012R551SY043	R551S/3 COLECTOR 3 SAIDA 11/4"X18	24.76
01121012R551SY044	R551S/4 COLECTOR 4 SAIDA 11/4"X18	30.00
01121012R551SY045	R551S/5 COLECTOR 5 SAIDA 11/4"X18	38.19
01121012R551SY046	R551S/6 COLECTOR 6 SAIDA 11/4"X18	44.94
01121012R551SY047	R551S/7 COLECTOR 7 SAIDA 11/4"X18	52.60
01121012R551SY048	R551S/8 COLECTOR 8 SAIDA 11/4"X18	59.91
01121012R551SY050	R551S/10 COLECTOR 10 SAIDA 11/4"X18	75.56
01121012R551SY052	R551S/12 COLECTOR 12 SAIDA 11/4"X18	94.08

**COLECTORES LIGAÇÃO RAPIDA RC580T**

01121014RC580X151	RC580T PAR COLEC.TERM LR DN25X1X12	14.60
-------------------	------------------------------------	-------

**COLECTORES MODUL.ENC.RAPIDO R585M**

01121003R585MY105	R585M COLECTOR MODULAR C/VALV.DN 25X16	7.70
-------------------	--	------

**COLECTORES R585C GIACOMINI**

01121005R585CY062	R585C/2 COLECTOR MF C/VALV. 3/4X1/2 GIAC	14.69
01121005R585CY063	R585C/3 COLECTOR MF C/VALV. 3/4X1/2 GIAC	20.10
01121005R585CY064	R585C/4 COLECTOR MF C/VALV. 3/4X1/2 GIAC	26.02

**PAR DE COLECTOR R580T**

01121021R580MX005	R580M COLECTOR MODULAR .DN25X16	4.11
01121021R580MY006	R580M COLECTOR MODULAR .DN32X18	6.30
01121021R580TX004	R580T PAR COLECTOR TERM.3/4X16	8.25
01121021R580TX005	R580T PAR COLECTOR TERM. 1X16	9.11
01121021R580TY006	R580T PAR COLECT.TERM.N/CR 1X18XDN32	12.62
01121021R580TY007	R580T PAR COLECT.TERM.N/CR 11/4X18XDN32	14.66

**PAR DE COLECTORES P/R585M\* R585T**

01121006R585TX104	R585T PAR COLECT.TERMIN.C/REGUL.3/4X16	14.24
01121006R585TX105	R585T PAR COLECT.TERMIN.C/REGUL.1X16	15.06
01121006R585TY104	R585T PAR COLECT.TERMIN.C/REGUL.3/4X16	14.24

**LIGADORES****LIG.CURVO C/LIG.P/COBRE NAO CR R561**

01120317R561Y004	R561 LIG.CURVO P/COBRE N/CR 12	3.42
01120317R561Y005	R561 LIG.CURVO P/COBRE N/CR 14	3.46
01120317R561Y006	R561 LIG.CURVO P/COBRE N/CR 15	3.65
01120317R561Y007	R561 LIG.CURVO P/COBRE N/CR 16	3.65
01120317R561Y008	R561 LIG.CURVO P/COBRE N/CR 18	4.14

**LIG.CURVO C/LIG.P/COBRE F NAO CR R563**

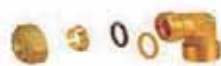
01120319R563Y014	R563 LIG.F CURV.P/COBRE N/CR 1/2X15	2.86
01120319R563Y015	R563 LIG.F CURV.P/COBRE N/CR 1/2X16	3.03
01120319R563Y016	R563 LIG.F CURV.P/COBRE N/CR 1/2X18	3.12
01120319R563Y021	R563 LIG.F CURV.P/COBRE N/CR 3/4X18	3.46
01120319R563Y023	R563 LIG.F CURV.P/COBRE N/CR 3/4X22	4.20

**LIG.CURVO C/LIG.P/COBRE M NAO CR R562**

01120318R562Y014	R562 LIG.M CURV.P/COBRE N/CR 1/2X15	2.77
01120318R562Y015	R562 LIG.M CURV.P/COBRE N/CR 1/2X16	2.95



01120318R562Y016	R562 LIG.M CURV.P/COBRE N/CR 1/2X18	3.41
01120318R562Y023	R562 LIG.M CURV.P/COBRE N/CR 3/4X22	5.89
01120318R562Y112	R562 CURVA MA P/COBRE 1/2X12	2.64
01120318R562Y113	R562 CURVA MA P/COBRE 1/2X14	2.89
<b>LIG.DIREITO C/LIG.P/COBRE NAO CR R560</b>		
01120315R560Y004	R560 LIG.DIREITO P/COBRE N/CR 12	2.72
01120315R560Y005	R560 LIG.DIREITO P/COBRE N/CR 14	3.42
01120315R560Y006	R560 LIG.DIREITO P/COBRE N/CR 15	2.95
01120315R560Y007	R560 LIG.DIREITO P/COBRE N/CR 16	3.42
01120315R560Y008	R560 LIG.DIREITO P/COBRE N/CR 18	4.02
<b>LIG.MACHO P/COBRE NAO CROMADO R180M</b>		
01120310R180MY014	R180M LIG.M P/COBRE NAO CR 1/2X15	2.13
01120310R180MY016	R180M LIG.M P/COBRE NAO CR 1/2X18	2.42
01120310R180MY020	R180M LIG.M P/COBRE NAO CR 3/4X16	2.54
01120310R180MY022	R180M LIG.M P/COBRE NAO CR 3/4X20	3.85
01120310R180MY023	R180M LIG.M P/COBRE NAO CR 3/4X22	3.59
01120310R180MY103	R180/1M LIG.M P/COBRE NAO CR 3/8X10	1.43
01120310R180MY104	R180/1M LIG.M P/COBRE NAO CR 3/8X12	1.85
01120310R180MY106	R180/1M LIG.M P/COBRE NAO CR 3/8X15	2.16
01120310R180MY112	R180/1M LIG.M P/COBRE NAO CR 1/2X12	1.92
01120310R180MY114	R180/1M LIG.M P/COBRE NAO CR 1/2X15	2.13
01120310R180MY115	R180/1M LIG.M P/COBRE NAO CR 1/2X16	2.13
01120310R180MY116	R180/1M LIG.M P/COBRE NAO CR 1/2X18	2.42
01120310R180MY120	R180/1M LIG.M P/COBRE NAO CR 3/4X16	2.54
01120310R180MY121	R180/1M LIG.M P/COBRE NAO CR 3/4X18	2.72
01120310R180MY123	R180/1M LIG.M P/COBRE NAO CR 3/4X22	3.59
01120310R180MY128	R180/1M LIG.M P/COBRE NAO CR 1X28	5.48
<b>LIGADOR EM TE NÃO CROMADO R564</b>		
01120320R564Y006	R564 LIG.TE P/COBRE N/CR 15	5.09
01120320R564Y007	R564 LIG.TE P/COBRE N/CR 16	5.09
01120320R564Y008	R564 LIG.TE P/COBRE N/CR 18	5.82
<b>LIGADOR EM TE NÃO CROMADO R569</b>		
01120322R569Y104	R569 LIG.TE F.N/CR 3/8X12	3.62
<b>LIGADOR FEMEA P/COBRE NAO CROMADO R180F</b>		
01120313R180FY014	R180F LIG.F P/COBRE 1/2X15	2.18
01120313R180FY104	R180/1F LIG.F P/COBRE 12X3/8	1.77
01120313R180FY113	R180/1F LIG.F P/COBRE 1/2X14	2.22
01120313R180FY114	R180/1F LIG.F P/COBRE 1/2X15	2.18
01120313R180FY115	R180/1F LIG.F P/COBRE 1/2X16	2.18
01120313R180FY116	R180/1F LIG.F P/COBRE 1/2X18	2.46
<b>LIGADORES CROMADO R177</b>		
01120301R177X010	R177 ADAP.LIGACAO FERRO 16X1/2	3.01
<b>LIGADORES FEMEA N/CR R180FR</b>		
01120308R180RY055	R180FR LIGADOR F N CR1/2X16	1.28
01120308R180RY056	R180FR LIGADOR F N CR 1/2X18	1.32
01120308R180RY061	R180FR LIGADOR F N CR 3/4X18	1.71
01120308R180RY063	R180FR LIGADOR F N CR 3/4X22	2.15
<b>LIGADORES MACHO CROMADO R180R</b>		
01120306R180RX015	R180R LIGADOR M CROMADO 1/2X16	1.46
<b>LIGADORES MACHO NAO CROMADO R180R</b>		
01120305R180RY004	R180R LIGADOR M NAO CR 3/8X12	1.17
01120305R180RY015	R180R LIGADOR M NAO CR 1/2X16	1.39
01120305R180RY016	R180R LIGADOR M NAO CR 1/2X18	1.44
01120305R180RY020	R180R LIGADOR M NAO CR 3/4X16	1.84
01120305R180RY021	R180R LIGADOR M NAO CR 3/4X18	1.87
01120305R180RY023	R180R LIGADOR M NAO CR 3/4X22	2.39
01120305R180RY027	R180R LIGADOR M NAO CR 1X22	3.06
01120305R180RY028	R180R LIGADOR M NAO CR 1X28	4.09





**LIGADORES P/AUMENTO DE BASE ADAPT.R178R**

01120303R178RY011	R178R LIG.N/CR P/AUMENT.BASE ADAPT.16X18	3.51
01120303R178RY012	R178R LIG.N/CR P/AUMENT.BASE ADAPT.18X22	4.17
01120303R178RY013	R178R LIG.N/CR P/AUMENT.BASE ADAPT.18X3/4	4.07

**LIGADORES P/ADAPTADO****JOELHO C/SUP.LIG.FEMEA NAO CROMO R572R**

01120515R572RY002	R572R JOELHO TERM.C/SUPORT.1/2X16	3.24
-------------------	-----------------------------------	------

**LIGADOR CURVO C/LIGAÇÃO P/ADAP.R561R**

01120503R561RY004	R561R CURVA P/TUBO PEX 12	1.26
01120503R561RY007	R561R CURVA P/TUBO PEX 16	1.60
01120503R561RY008	R561R CURVA P/TUBO PEX 18	1.85
01120503R561RY009	R561R CURVA P/TUBO PEX 22	2.69

**LIGADOR CURVO FEMEA NAO CROMADO R563R**

01120507R563RY004	R563R LIG.CURVO F P/TUBO PEX 3/8X12	1.66
01120507R563RY015	R563R LIG.CURVO F P/TUBO PEX 1/2X16	2.05
01120507R563RY016	R563R LIG.CURVO F P/TUBO PEX 1/2X18	2.95
01120507R563RY021	R563R LIG.CURVO F P/TUBO PEX 3/4X18	2.95
01120507R563RY023	R563R LIG.CURVO F P/TUBO PEX 3/4X22	2.95

**LIGADOR CURVO MACHO NAO CROMADO R562R**

01120505R562RY015	R562R LIG.CURVO M P/TUBO PEX 1/2X16	2.64
01120505R562RY016	R562R LIG.CURVO M P/TUBO PEX 1/2X18	2.69
01120505R562RY021	R562R LIG.CURVO M P/TUBO PEX 3/4X18	3.85
01120505R562RY023	R562R LIG.CURVO M P/TUBO PEX 3/4X22	4.19
01120505R562RY027	R562R LIG.CURVO M P/TUBO PEX 1X22	4.30

**LIGADOR DIREITO C/LIGAÇÃO P/ADAP.R560R**

01120501R560RY004	R560R UNIAO P/TUBO PEX 12	0.90
01120501R560RY007	R560R UNIAO P/TUBO PEX 16	1.25
01120501R560RY008	R560R UNIAO P/TUBO PEX 18	1.44
01120501R560RY009	R560R UNIAO P/TUBO PEX 22	2.36

**LIGADOR EM T LIG.P/ADAP.NAO CROMO R564R**

01120509R564RY004	R564R LIG.TE N/CR C/LIG.P/ADAPT 12	1.60
01120509R564RY007	R564R LIG.TE N/CR C/LIG.P/ADAPT 16	1.98
01120509R564RY008	R564R LIG.TE N/CR C/LIG.P/ADAPT 18	2.23
01120509R564RY009	R564R LIG.TE N/CR C/LIG.P/ADAPT 22	3.26
01120509R564RY010	R564R LIG.TE N/CR C/LIG.P/ADAPT 28	7.08

**LIGADOR EM T NAO CROMADO R568R**

01120511R568RY015	R568R LIG.TE C/LIG.M ADAPT.1/2X16	4.69
01120511R568RY021	R568R LIG.TE C/LIG.M ADAPT.3/4X18	6.00
01120511R568RY023	R568R LIG.TE C/LIG.M ADAPT.3/4X22	6.32
01120511R568RY028	R568R LIG.TE C/LIG.M ADAPT.1X28	6.84

**LIGADOR EM T NAO CROMADO R569R**

01120512R569RY015	R569R LIG.TE C/LIG.F ADAPT.1/2X16	2.12
01120512R569RY021	R569R LIG.TE C/LIG.F ADAPT.3/4X18	3.06
01120512R569RY023	R569R LIG.TE C/LIG.F ADAPT.3/4X22	3.52

**LIGADOR EM T NAO CROMADO R570R**

01120513R570RY015	R570R LIG.TE M P/TUBO PEX 1/2X16	5.82
01120513R570RY016	R570R LIG.TE M P/TUBO PEX 1/2X18	5.82
01120513R570RY021	R570R LIG.TE M P/TUBO PEX 3/4X18	6.10
01120513R570RY023	R570R LIG.TE M P/TUBO PEX 3/4X22	6.10
01120513R570RY028	R570R LIG.TE M P/TUBO PEX 1X28	6.93

**LIGADOR EM T NAO CROMADO R571R**

01120514R571RY015	R571R LIG.TE F P/TUBO PEX 1/2X16	7.79
01120514R571RY016	R571R LIG.TE F P/TUBO PEX 1/2X18	8.35
01120514R571RY021	R571R LIG.TE F P/TUBO PEX 3/4X18	8.74
01120514R571RY023	R571R LIG.TE F P/TUBO PEX 3/4X22	8.74

**LIGADORES P/TUBO FER****LIGADOR CURVO 3 PEÇAS N/ CROMADO R19**



01120604R19X003	R19 LIG.CURVO CROMADA M/F 1/2	3.39
01120604R19Y003	R19 LIG.CURVO M/F 1/2	3.32
01120604R19Y004	R19 LIG.CURVO M/F 3/4	5.41
01120604R19Y005	R19 LIG.CURVO M/F 1	8.03

**LIGADOR DIREITO 3 PEÇAS MACHO/MACHO R20**

01120605R20Y004	R20 LIG.P/FERRO DIREITO 3/4X3/4	4.59
-----------------	---------------------------------	------

**LIGADOR DIREITO 3 PEÇAS NAO CROMADO R18**

01120602R18X003	R18 LIG. CROMADA P/FERRO 1/2	2.75
01120602R18Y003	R18 LIG.P/FERRO N CR 1/2	2.59
01120602R18Y004	R18 LIG.P/FERRO N CR 3/4	4.21
01120602R18Y005	R18 LIG.P/FERRO N CR 1	6.17
01120602R18Y006	R18 LIG.P/FERRO N CR 11/4	9.58
01120602R18Y007	R18 LIG.P/FERRO N CR11/2	18.88
01120602R18Y008	R18 LIG.P/FERRO N CR 2	26.47

**LIGADORES P/TUBO PLA****LIGADOR FEMEA NAO CROMADO/PEXR186F**

01120403R186FY003	R186F LIG.F PEX 3/8X12X2	2.87
01120403R186FY033	R186F LIG.F PEX 1/2X12X2	2.68
01120403R186FY046	R186F LIG.F PEX 1/2X16X2.2	2.69
01120403R186FY048	R186F LIG.F PEX 1/2X16X2	2.87
01120403R186FY060	R186F LIG.F PEX 1/2X20X2.8	3.57
01120403R186FY062	R186F LIG.F PEX 1/2X20X2	2.83
01120403R186FY094	R186F LIG.F PEX 3/4X20X2.8	4.19
01120403R186FY096	R186F LIG.F PEX 3/4X20X2	4.19
01120403R186FY103	R186F LIG.F PEX 3/4X25X2.5	4.18
01120403R187FX048	R187F LIG.F PEX 1/2X16X2	2.87
01120403R187FX062	R187F LIG.F PEX 1/2X20X2	2.78
01120403R187FX082	R187F LIG.F PEX 3/4X16X2	4.20

**LIGADOR MACHO NAO CROMADO/PEX R186M**

01120402R186MY003	R186M LIG.M PEX 3/8X12X2	3.10
01120402R186MY013	R186M LIG.M PEX 3/8X16X2	3.14
01120402R186MY033	R186M LIG.M PEX 1/2X12X2	2.78
01120402R186MY046	R186M LIG.M PEX 1/2X16X2.2	2.74
01120402R186MY048	R186M LIG.M PEX 1/2X16X2	2.72
01120402R186MY060	R186M LIG.M PEX 1/2X20X2.8	3.74
01120402R186MY062	R186M LIG.M PEX 1/2X20X2	2.96
01120402R186MY080	R186M LIG.M PEX 3/4X16X2.2	3.81
01120402R186MY094	R186M LIG.M PEX 3/4X20X2.8	4.19
01120402R186MY102	R186M LIG.M PEX 3/4X25X3.5	5.92
01120402R186MY104	R186M LIG.M PEX 3/4X25X2.3	4.21
01120402R186MY154	R186M LIG.M PEX 11/4X40X3.7	23.06
01120402R186MY165	R186M LIG.M PEX 11/2X50X4.6	34.26

**LIGADOR MACHO P/PEX R556**

01120401R556Y048	R556 LIG.MPEX 1/2X16X2	2.01
01120401R556Y062	R556 LIG.M PEX 1/2X20X2	2.58
01120401R556Y080	R556 LIG.M PEX 3/4X16X2.2	3.72

**LIGADOR MACHO PARA TUBO PEX R187M**

01120404R187MX048	R187M LIG.M PEX 1/2X16X2	2.81
01120404R187MX062	R187M LIG.M PEX 1/2X20X2	3.05
01120404R187MX082	R187M LIG.M PEX 3/4X16X2	3.81
01120404R187MX096	R187M LIG.M PEX 3/4X20X2	3.26
01120404R187MX126	R187M LIG.M PEX 1X32X3	8.99

**SIST.SANITARIO GIACO****CAIXA METALICA R513A**

01121705R513AY001	R513A CAIXA COLECT.METAL. (500X230X110)	75.95
-------------------	---	-------

**CAIXA TERMINAL C/LIG.DUPLA R544**

01121711R544Y002	R544 CAIXA TERMINAL DUPLA MONOT.1/2X16	15.48
------------------	--	-------

**CAIXA TERMINAL P/EMB.R573R**

+351 244 800 160  
+351 244 802 323



geral@canalcentro.pt  
info@canalcentro.pt



R. do Bailadouro s/nº,  
2410-211 Pousos



01121707R573RY002	R573R CAIXA TERMINAL 1/2X16	3.45
<b>CAIXA TERMINAL PLASTICA R573D</b>		
01121709R573DY001	R573D CAIXA TERMINAL PLASTICA 1/2X12	2.88
01121709R573DY002	R573D CAIXA TERMINAL PLASTICA 1/2X16	4.05
01121709R573DY003	R573D CAIXA TERMINAL PLASTICA 1/2X18	4.05
<b>PUNHO AUXILIAR P/MONTAGEM R577</b>		
01121708R577Y001	R577 PUNHO MONTAGEM P/573R	2.67
<b>SUPORTE METALICO FIXO R578A</b>		
01121713R578AY001	R578A SUPORTE FIXO P/R573R	1.60
<b>SUPORTE METALICO R588C</b>		
01121706R588CY001	R588C SUPORTE P/COLECT.CAIXAS R513A	6.72
<b>SUPORTE METALICO REGULAVEL R578C</b>		
01121715R578CY001	R578C SUPORTE REGULAVEL P/R573D	7.45
<b>SUPORTE METALICO REGULAVEL R578E</b>		
01121716R596Y001	R596 SUPORTE COLEIRA P/CX TERM.R573D	2.50
<b>SUPORTE ORIENTAVEL R578B</b>		
01121714R578BY001	R578B SUPORTE ORIENTAVEL P/R573R	2.43
<b>SISTEMA ACESS. LIG</b>		
<b>FERRAMENTAS DIVERSAS</b>		
01122050RC211P002	RC211 MARCADOR DE TUBO 20-16-12-8	30.57
<b>BUSSOLA DE REFORÇO P/LIGADORES</b>		
01122015RC900Y016	RC900 REFORCO INTERIOR P/TUBO 16X1.5	0.28
01122015RC900Y017	RC900 REFORCO INTERIOR P/TUBO 16X2	0.20
01122015RC900Y018	RC900 REFORCO INT.P/TUBO 16X2.2	0.20
01122015RC900Y021	RC900 REFORCO INT.P/TUBO 20X2/1,9	0.19
<b>JOELHO TERMINAL DE ENCASTRAR P TUBOS</b>		
01122014RC573Y007	RC573 JOELHO TERMINAL ENC.RAP.1/2X16	5.27
<b>LIGADOR CURVO P/TUBOS</b>		
01122004RC122X004	RC122 LIGADOR ENC.RAP.CURVO 12	4.67
01122004RC122X007	RC122 LIGADOR ENC.RAP.CURVO 16X16	4.57
01122004RC150X007	RC150 TE LR 16X16S16	7.04
<b>LIGADOR DIREITO E NIQUELADO P/TUBOS</b>		
01122001RC102X007	RC102 LIG.ENC.RAP.UNIAO DIRT. 16	4.60
01122001RC102X010	RC102 LIG.ENC.RAP.UNIAO DIRT. 22	4.58
<b>LIGADOR DIREITO ROSCA M P/TUBOS</b>		
01122002RC107X046	RC107 LIG.ENC.RAP.DIRT.M. 3/4X22	5.18
<b>LIGADOR EM T P/TUBOS</b>		
01122008RC151P053	RC151P LIG.ENC.RAP.EM TE 20X2 1 SAIDA	12.07
01122008RC151P063	RC151P LIG.ENC.RAP.EM TE 20X2 2 SAIDA	14.66
<b>TAMPAO P/ACESSORIOS RC102P</b>		
01122016RC165P004	RC165P TAMPAO P/ACESSORIO RC102P	1.73
<b>SUPORTES PARA COLECT</b>		
<b>SUPORTES METALICO R583</b>		
01120906R583Y004	R583 SUPORTE P/COLECT. 3/4	2.69
01120906R583Y005	R583 SUPORTE P/COLECT. 1	2.69
<b>SUPORTES METALICO R588</b>		
01120901R588Y001	R588 SUPORTE MET.COLECTOR R551	5.44
<b>SUPORTES METALICO R588D</b>		
01120902R588DY001	R588D SUPORTE MET.P/COLECT.MODULAR 32	10.89
01120902R588SY001	R588S ABRACADEIRA P/SUPPORT.588L	1.89
<b>SUPORTES METALICO R588L</b>		
01120903R588LY001	R588L SUPORTE METAL.COL.R551/553	5.75
<b>SUPORTES METALICOS R588H</b>		
01120907R588HY001	R588H SUP.MET.ADAP A R557/R588L/R588F	8.18
<b>TORNEIRAS DE ESFERA</b>		



**TORNEIRA DE DISTRIBUIÇÃO R620**

01122418R620X003	R620 TORNEIRA DISTR.CR C/MANIP.1/2	7.43
01122418R620X004	R620 TORNEIRA DISTR.CR C/MANIP.3/4	10.93
01122418R620X014	R620 TORNEIRA DISTR.CR C/MANIP.3/4	10.93

**TORNEIRA DE DISTRIBUIÇÃO R621**

01122419R621X003	R621 TORNEIRA DISTR.C/MANIP.ALAVANC 1/2	7.43
01122419R621X014	R621 TORNEIRA DISTR.C/MANIP.ALAVANC 3/4	10.93

**TORNEIRA DE ESFERA R601**

01122401R601Y003	R601 TORNEIRA ESF.NCR C/MANIP.BB F/F 1/2	4.78
------------------	--	------

**TORNEIRA DE ESFERA R603**

01122403R603X103	R603 TORNEIRA ESF.CR C/MANIP.BB M/F 1/2	6.70
01122403R603X104	R603 TORNEIRA ESF.CR C/MANIP.BB M/F 3/4	10.26

**TORNEIRA DE ESFERA R604**

01122404R604Y104	R604 TORNEIRA ESF.F/M S/MANIPULO 3/4	10.10
------------------	--------------------------------------	-------

**TORNEIRA DE ESFERA R608**

01122405R608DY113	R608 TORNEIRA ESF.M C/MANIPULO 1/2	7.65
01122405R608Y013	R608 TORNEIRA ESF.M S/MANIPULO 1/2	5.73
01122405R608Y034	R608 TORNEIRA ESF.M S/MANIPULO 3/4	7.19

**TORNEIRA DE ESFERA R609**

01122411R609Y013	R609 TORNEIRA ESF.M/F C/RASGO 1/2	4.45
01122411R609Y014	R609 TORNEIRA ESF.M/F C/RASGO 3/4	6.80

**TORNEIRA DE ESFERA R612**

01122417R612Y003	R612 TORNEIRA ESF.M/M C/RASGO 1/2X16	4.02
------------------	--------------------------------------	------

**TUBOS PEX****TUBOS PEX "GIACOMINI" CLASSE 1**

0112010112	R996 TUBO PEX GIACOFLEX 12X2,0	0.65
0112010116	R996 TUBO PEX GIACOFLEX 16X2,0	0.89
011201011602	R996 TUBO PEX GIACOFLEX 16X2,2	1.03
0112010120	R996 TUBO PEX GIACOFLEX 20X2,0	1.31
011201012008	R996 TUBO PEX GIACOFLEX 20X2,8	2.04
0112010125	R996 TUBO PEX GIACOFLEX 25X2,3	2.26
0112010132	R976 TUBO PEX GIACOFLEX 32X2,9	3.69

**TUBOS PEX "GIACOMINI" CLASSE 2**

01120102016	R976 TUBO PEX GIACOFLEX 16X2	1.25
0112010201602	R976 TUBO PEX GIACOFLEX 16X2,2	1.49
01120102020	R976 TUBO PEX GIACOFLEX 20X2	1.42
0112010202008	R976 TUBO PEX GIACOFLEX 20X2,8	1.98
01120102025	R976 TUBO PEX GIACOFLEX 25X3,5	3.39
01120102032	R976 TUBO PEX GIACOFLEX 32X4,4	4.04
0112010216	R996 TUBO PEX GIACOFLEX 16X2,2	1.03
0112010220	R996 TUBO PEX GIACOFLEX 20X2,8	2.04
0112010225	R976 TUBO PEX GIACOFLEX 25X3,5	2.26
0112010232	R976 TUBO PEX GIACOFLEX 32X4,4	4.04

**VALV. MONOTUBO/BITUB****ACESSORIOS P/VALVULA BITUBO E MONOTUBO**

01126105R483Y003	R483B ADAPTADOR C/JUNTA 3/4"X1/2"	2.55
------------------	-----------------------------------	------

**VALVULAS MONO-BITUBOP/RADIAD.CHAPA AÇO**

01126104R387X002	R387 VALVULA BIT.P/RAD.CHAPA 3/4X3/4	11.66
01126104R388X002	R388 VALVULA BIT.ESQ.3/4X3/4	10.37

**VALVULAS ADUFAS****VALVULA ADUFA C/LIGAÇÃO FEMEA**

01122701R55Y003	R55 VALVULA ADUFA LATAO F.F.1/2	6.75
01122701R55Y004	R55 VALVULA ADUFA LATAO F.F.3/4	9.11
01122701R55Y005	R55 VALVULA ADUFA LATAO F.F.1	11.66
01122701R55Y006	R55 VALVULA ADUFA LATAO F.F.11/4	17.00
01122701R55Y007	R55 VALVULA ADUFA LATAO F.F.11/2	24.14
01122701R55Y010	R55 VALVULA ADUFA LATAO F.F.3	81.68



01122701R55Y012	R55 VALVULA ADUFA LATAO F.F.4	226.66
<b>VALVULAS GIACOMINI</b>		
<b>LIGADOR P/LIGAÇÃO AO CONTADOR R37</b>		
01122349R37Y003	R37 LIG.P/CONTADOR 1/2X3/4	2.24
01122349R37Y004	R37 LIG.P/CONTADOR 3/4X1	3.66
<b>VALVULA ESFERA R914</b>		
01122356R914LX025	R914L VALVULA DADO C/MANIPULO M/F 1	14.05
<b>VALVULAS ANTI POLUIÇÃO BA GIACOMINI</b>		
01122351Z375LY010	Z375L VALVULA ANTI POLUICAO BA 3" GIACOM	1029.7
01122351Z375LY012	Z375L VALVULA ANTI POLUICAO BA 4" GIACOM	1244.0
<b>VALVULAS ESF.C/MANIP.BORB AMARELO R781</b>		
01122331R781X004	R781 VALV.ESFERA LIG.M/F ESQUADRIA 3/4	12.57
01122331R781X005	R781 VALV.ESFERA LIG.M/F ESQUADRIA 1"	17.66
01122331R783X005	R783 VALV.ESFERA FE ESQUAD.BORB.1"	17.39
01122331R789X005	R789 VAL.ESF.FE/MA ESQ. BORB. 3/4"X3/4"	15.24
01122331R789X007	R789 VAL.ESF.FE/MA ESQ. BORB. 1"X1"	21.94
<b>VALVULAS ESF.DE MANOBRA LENTA R289</b>		
01122342R289X004	R289 VALV.ESF.ANTI-GOLPE ARIETE	18.87
<b>VALVULAS ESF.P/BOMBA R252</b>		
01122340R252Y001	R252 VALV.ESFERA P/BOMBA 11/2X1	8.35
01122340R252Y002	R252 VALV.ESFERA P/BOMBA 2X11/4	13.04
01122340R252Y003	R252 VALV.ESFERA P/BOMBA 11/2X22	8.40
01122340R252Y004	R252 VALV.ESFERA P/BOMBA 11/2X28	8.54
<b>VALVULAS ESF.P/CONTADORES R251P</b>		
01122344R251PY005	R251P VALV.ESFERA C/PORCA SELAR 3/4X1	9.81
01122344R251PY006	R251P VALV.ESFERA C/PORCA SELAR 1X1	13.96
<b>VALVULAS ESF.P/CONTADORES R254P</b>		
01122346R254PY003	R254P VALV.ESF.M/F N/CR 1/2X3/4	8.03
01122346R254PY004	R254P VALV. C/P.LOUCA 3/4MX3/4F	8.84
<b>VALVULAS ESFERA CR C/MANIPULO R250D</b>		
01122301R250X003	R250D VALVULAS ESFERA C/MANIP.1/2	5.92
01122301R250X004	R250D VALVULAS ESFERA C/MANIP.3/4	8.21
01122301R250X005	R250D VALVULAS ESFERA C/MANIP.1	11.61
01122301R250X006	R250D VALVULAS ESFERA C/MANIP.11/4	17.15
01122301R250X007	R250D VALVULAS ESFERA C/MANIP.11/2	24.58
01122301R250X008	R250D VALVULAS ESFERA C/MANIP.2	37.36
01122301R250X009	R250D VALVULAS ESFERA C/MANIP.21/2	102.77
<b>VALVULAS ESFERA R859</b>		
01122355R859X325	R859 VALV.ESFERA MANIP.BORB. 3/4 FX3/4 M	12.07
01122355R859X327	R859 VALV.ESFERA MANIP.BORB. 1 FX1 M	16.63
<b>VALVULAS R250W</b>		
01122302R250WX028	R250W VALVULAS ESFERA C/MANIP.VERDE 2	41.87
<b>VALVULAS R251D</b>		
01122304R251SX003	R251S VALV.ESF.MANIP.BORB.1/2 FF C/DESC.	10.40
01122304R251X002	R251D VALV.ESFERA MANIP.BORBOLETA 3/8 FF	5.20
01122304R251X003	R251D VALV.ESFERA MANIP.BORBOLETA 1/2 FF	5.98
01122304R251X004	R251D VALV.ESFERA MANIP.BORBOLETA 3/4 FF	8.27
01122304R251X005	R251D VALV.ESFERA MANIP.BORBOLETA 1 FF	11.74
<b>VALVULAS R253D</b>		
01122309R253X002	R253D VALV.ESF.M C/MANIP.BORBOL.3/8	5.75
01122309R253X003	R253D VALV.ESF.M C/MANIP.BORBOL.1/2	6.52
01122309R253X004	R253D VALV.ESF.M C/MANIP.BORBOL.3/4	9.12
01122309R253X005	R253D VALV.ESF.M C/MANIP.BORBOL.1	12.82
01122309R253X006	R253D VALV.ESF.M C/MANIP.BORBOL.11/4	21.57
<b>VALVULAS R253DL</b>		
01122311R253LX003	R253DL VALVULA MANIP.ALAVANCA M/M 1/2	6.52
01122311R253LX005	R253DL VALVULA MANIP.ALAVANCA M/M 1	12.82



**VALVULAS R254D**

01122313R254X003	R254D VAL.ESF. MANIP. BORB. M/F 1/2"	6.34
01122313R254X004	R254D VAL.ESF. MANIP. BORB. M/F 3/4"	8.87
01122313R254X005	R254D VAL.ESF. MANIP. BORB. M/F 1"	12.46

**VALVULAS R254DL**

01122315R254LX003	R254DL VAL. ESF. MANIP. ALAV. M/F 1/2"	6.34
01122315R254LX004	R254DL VAL. ESF. MANIP. ALAV. M/F 3/4"	8.87
01122315R254LX005	R254DL VAL. ESF. MANIP. ALAV. M/F 1"	12.46

**VALVULAS R259D**

01122306R259X003	R259D VALV.ESF.M/F 1/2X1/2 MANIP.BOR.	8.04
01122306R259X005	R259D VALV.ESF.M/F 3/4X3/4 MANIP.BOR.	11.21
01122306R259X006	R259D VALV.ESF.M/F 3/4X1 MANIP.BORB.	12.61
01122306R259X007	R259D VALV. ESF.M/F 1X1 MANIP.BOR.	15.98
01122306R259X008	R259D VALV. ESF.M/F 1X11/4 MANIP.BORB	18.24
01122306R259X009	R259D VALV.ESF.M/F 11/4X11/4 MANIP B.	23.07

**VALVULAS R259DS**

01122307R259SX005	R259DS VALVULA C/DESC.3/4X3/4	17.13
01122307R259SX007	R259DS VALVULA C/DESC.1X1	23.38

**VALVULAS R910**

01122317R910X023	R910 VALVULA DADO C/MANIPULO 1/2	5.41
01122317R910X024	R910 VALVULA DADO C/MANIPULO 3/4	8.56
01122317R910X025	R910 VALVULA DADO C/MANIPULO 1	12.48
01122317R910X026	R910 VALVULA DADO C/MANIPULO 11/4	18.16
01122317R910X027	R910 VALVULA DADO C/MANIPULO 11/2	28.43
01122317R910X028	R910 VALVULA DADO C/MANIPULO 2	42.96
01122317R910X029	R910 VALVULA DADO C/MANIPULO 21/2	104.17

**VALVULAS R910G**

01122318R910X003	R910G VALVULA DADO C/MAN. AM 1/2	5.41
01122318R950X001	R950 VALVULA DADO FE 1/4"	4.67
01122318R950X002	R950 VALVULA DADO FE 3/8"	5.78
01122318R950X004	R950 VALVULA DADO FE 3/4"	9.34
01122318R950X005	R950 VALV.ULA DADO FE 1"	14.12

**VALVULAS R950**

01122321R919X005	R919 VALVULA ESF.DADO 3/4X3/4 GIACOM.	12.82
------------------	---------------------------------------	-------

**TUBOS / ACESSORIOS PP-R COPRAX****CASQUILHOS COPRAX****CASQUILHOS C/UNIAO FEMEO COPRAX K15**

01100505020020	K15 CASQ.C/UNIAO F.COPRAX 20X1/2 F	9.22
01100505020025	K15 CASQ.C/UNIAO F.COPRAX 20X3/4 F	9.24
01100505025025	K15 CASQ.C/UNIAO F.COPRAX 25X3/4 F	9.21
01100505025032	K15 CASQ.C/UNIAO F.COPRAX 25X1 F	9.78
01100505032040	K15 CASQ.C/UNIAO F.COPRAX 32X11/4 F	16.90
01100505040050	K15 CASQ.C/UNIAO F.COPRAX 40X11/2 F	24.50
01100505050063	K15 CASQ.C/UNIAO F.COPRAX 50X2 F	39.81
01100505063075	K15 CASQ.C/UNIAO F.COPRAX 63X21/2 F	58.25

**CASQUILHOS ROSCA FEMEA COPRAX K13**

01100502020020	K13 CASQUILHO ROSC.F.COPRAX 20X1/2 F	4.32
01100502020025	K13 CASQUILHO ROSC.F.COPRAX 20X3/4 F	4.79
01100502025020	K13 CASQUILHO ROSC.F.COPRAX 25X1/2 F	4.29
01100502025025	K13 CASQUILHO ROSC.F.COPRAX 25X3/4 F	4.79
01100502025032	K13 CASQUILHO ROSC.F.COPRAX 25X1 F	8.54
01100502032020	K13 CASQUILHO ROSC.F.COPRAX 32X1/2 F	7.02
01100502032025	K13 CASQUILHO ROSC.F.COPRAX 32X3/4 F	7.67
01100502032032	K13 CASQUILHO ROSC.F.COPRAX 32X1 F	9.94
01100502040040	K13 CASQUILHO ROSC.F.COPRAX 40X11/4 F	15.90
01100502050050	K13 CASQUILHO ROSC.F.COPRAX 50X11/2 F	20.27
01100502063063	K13 CASQUILHO ROSC.F.COPRAX 63X2 F	30.35



01100502075075	K13 CASQUILHO ROSC.F.COPRAX 75X21/2 F	43.68
01100502090090	K13 CASQUILHO ROSC.F.COPRAX 90X3 F	99.00
01100502110090	K13 CASQUILHO ROSC.F.COPRAX 110X3 F	130.00
01100502110110	K13 CASQUILHO ROSC.F.COPRAX 110X4 F	156.00
01100502125110	K13 CASQUILHO ROSC.F.COPRAX 125X5 F	258.00

**CASQUILHOS ROSCA MACHO COPRAX K11**

01100501020020	K11 CASQUILHO ROSC.M.COPRAX 20X1/2 M	4.63
01100501020025	K11 CASQUILHO ROSC.M.COPRAX 20X3/4 M	5.24
01100501025020	K11 CASQUILHO ROSC.M.COPRAX 25X1/2 M	4.69
01100501025025	K11 CASQUILHO ROSC.M.COPRAX 25X3/4 M	5.24
01100501025032	K11 CASQUILHO ROSC.M.COPRAX 25X1 M	8.80
01100501032020	K11 CASQUILHO ROSC.M.COPRAX 32X1/2 M	9.27
01100501032025	K11 CASQUILHO ROSC.M.COPRAX 32X3/4 M	9.27
01100501032032	K11 CASQUILHO ROSC.M.COPRAX 32X1 M	10.99
01100501040040	K11 CASQUILHO ROSC.M.COPRAX 40X11/4 M	19.85
01100501050050	K11 CASQUILHO ROSC.M.COPRAX 50X11/2 M	23.15
01100501063063	K11 CASQUILHO ROSC.M.COPRAX 63X2 M	33.50
01100501075075	K11 CASQUILHO ROSC.M.COPRAX 75X21/2 M	50.72
01100501090090	K11 CASQUILHO ROSC.M.COPRAX 90X3 M	141.00
01100501110090	K11 CASQUILHO ROSC.M.COPRAX 110X3 M	168.00
01100501110110	K11 CASQUILHO ROSC.M.COPRAX 110X4 M	175.00
01100501125110	K11 CASQUILHO ROSC.M.COPRAX 125X5 M	325.00

**CASQUILHOS ROSCA MACHO COPRAX K12**

01100504020020	K12 CASQUILHO ROSC.M.COPRAX 20X1/2 M	4.63
01100504020025	K12 CASQUILHO ROSC.M.COPRAX 20X3/4 M	5.48
01100504025020	K12 CASQUILHO ROSC.M.COPRAX 25X1/2 M	4.94
01100504025025	K12 CASQUILHO ROSC.M.COPRAX 25X3/4 M	5.48
01100504025032	K12 CASQUILHO ROSC.M.COPRAX 25X1 M	8.80
01100504032025	K12 CASQUILHO ROSC.M.COPRAX 32X3/4 M	9.26
01100504032032	K12 CASQUILHO ROSC.M.COPRAX 32X1 M	10.99
01100504040040	K12 CASQUILHO ROSC.M.COPRAX 40X11/4 M	19.85
01100504050050	K12 CASQUILHO ROSC.M.COPRAX 50X11/2 M	23.15
01100504063063	K12 CASQUILHO ROSC.M.COPRAX 63X2 M	33.50
01100504075075	K12 CASQUILHO ROSC.M.COPRAX 75X21/2 M	50.72

**CASQUILHOS ROSCADO FEMEA COPRAX K14**

01100503020020	K14 CASQUILHO ROSC.M/F.COPRAX 20X1/2 F	4.32
01100503020025	K14 CASQUILHO ROSC.M/F.COPRAX 20X3/4 F	5.22
01100503025020	K14 CASQUILHO ROSC.M/F.COPRAX 25X1/2 F	4.63
01100503025025	K14 CASQUILHO ROSC.M/F.COPRAX 25X3/4 F	5.22
01100503032032	K14 CASQUILHO ROSC.M/F.COPRAX 32X1 F	9.94
01100503040040	K14 CASQUILHO ROSC.M/F.COPRAX 40X11/4 F	15.49
01100503050050	K14 CASQUILHO ROSC.M/F.COPRAX 50X11/2 F	20.27
01100503063063	K14 CASQUILHO ROSC.M/F.COPRAX 63X2 F	30.35
01100503075075	K14 CASQUILHO ROSC.M/F.COPRAX 75X21/2 F	43.68

**KITS PARA K13 / K23**

01100506020025	KIT 1/2X3/4 (PARA K13 / K23)	4.92
01100506025032	KIT 3/4X1 (PARA K13 / K23)	4.99
01100506032040	KIT 1X1/4 (PARA K13 / K23)	6.96
01100506040050	KIT 11/4X11/2 (PARA K13 / K23)	7.65
01100506050063	KIT 11/2X2 (PARA K13 / K23)	19.28
01100506063075	KIT 2X21/2 (PARA K13 / K23)	27.90

**CASQUILHOS PP-R COPR****CASQUILHOS FEMEOS PP-R COPRAX PLUS CP13**

01102602032025	CP13 CASQUILHO FEMEA COPRAX PLUS 32X3/4	8.21
01102602032032	CP13 CASQUILHO FEMEA COPRAX PLUS 32X1	10.64
01102602075075	CP13 CASQUILHO FEMEA COPRAX PLUS 75X21/2	46.74
01102602110110	CP13 CASQUILHO FEMEA COPRAX PLUS 110X4	166.92

**CASQUILHOS MACHOS PP-R COPRAX PLUS CP11**



01102601025020	CP11 CASQUILHO MACHO COPRAX PLUS 25X1/2	5.02
01102601025025	CP11 CASQUILHO MACHO COPRAX PLUS 25X3/4	5.61
01102601032025	CP11 CASQUILHO MACHO COPRAX PLUS 32X3/4	9.92
01102601032032	CP11 CASQUILHO MACHO COPRAX PLUS 32X1	11.76
01102601040040	CP11 CASQUILHO MACHO COPRAX PLUS 40X11/4	21.24
01102601050050	CP11 CASQUILHO MACHO COPRAX PLUS 50X11/2	24.77
01102601063063	CP11 CASQUILHO MACHO COPRAX PLUS 63X2	35.85
01102601090090	CP11 CASQUILHO MACHO COPRAX PLUS 90X3	150.87
01102601110110	CP11 CASQUILHO MACHO COPRAX PLUS 110X4	187.25

**CURVAS COPRAX****CURVAS RAI0 LONGO COPRAX K28**

01100601020	K28 CURVA RAI0 LONGO COPRAX 20X20	1.68
-------------	-----------------------------------	------

**FLANGES PP-R COPRAX****ANILHAS E CHAPAS PP-R COPRAX PLUS**

0110270401	ANILHA ZINC.RECARTILHADA M16	0.30
------------	------------------------------	------

**CP18 COLARINHOS PP-R COPRAX PLUS**

01102700090	CP18 COLARINHO COPRAX PLUS 90	11.13
-------------	-------------------------------	-------

**FLANGES PP-R COPRAX PLUS**

01102701090	CP18 FLANGE COPRAX PLUS 90	37.00
01102701110	CP18 FLANGE COPRAX PLUS 110	SobConsulta
01102701110A	CP18 ACESSORIO P/FLANGE COPRAX PLUS 110	SobConsulta

**PARAFUSO SEX.ZINC M16X100**

01102703016100	PARAFUSO SEX.ZINC.M16X100	3.96
----------------	---------------------------	------

**JOELHOS COPRAX****JOELHOS 45. M/F COPRAX K71**

01100311020	K71 JOELHO M/F A 45 DIAM.20	0.96
-------------	-----------------------------	------

**JOELHOS 90. REBAIXADO K86**

0110031001	K86 JOELHO 90 REBAIX.20X1/2	4.59
------------	-----------------------------	------

**JOELHOS 90. ROSC.C/UNIAO COPRAX K25**

0110030701	K25 JOELHO 90 C/UNIAO COPRAX 20X3/4F	8.85
0110030702	K25 JOELHO 90 C/UNIAO COPRAX 25X1F	10.64
0110030703	K25 JOELHO 90 C/UNIAO COPRAX 32X11/4F	16.69

**JOELHOS 90. ROSC.FEM.C/PATER COPRAX K83**

01100308020	K83 JOELHO 90 ROSC.F.C/PATER 20X1/2	4.69
-------------	-------------------------------------	------

**JOELHOS 90. ROSC.FEM.C/PATER COPRAX K85**

01100309020	K85 JOELHO 90 R.F.C/PAT.20X1/2 (2J.+SUP)	16.07
-------------	--	-------

**JOELHOS A 45. COPRAX K70**

01100303020	K70 JOELHO A 45 COPRAX 20	0.69
01100303025	K70 JOELHO A 45 COPRAX 25	1.14
01100303032	K70 JOELHO A 45 COPRAX 32	1.61
01100303040	K70 JOELHO A 45 COPRAX 40	2.97
01100303050	K70 JOELHO A 45 COPRAX 50	6.02
01100303063	K70 JOELHO A 45 COPRAX 63	7.05
01100303075	K70 JOELHO A 45 COPRAX 75	9.78
01100303090	K70 JOELHO A 45 COPRAX 90	17.59
01100303110	K70 JOELHO A 45 COPRAX 110	31.25
01100303125	K70 JOELHO A 45 COPRAX 125	46.30

**JOELHOS A 90. COPRAX K20**

01100301020	K20 JOELHO A 90 COPRAX 20	0.64
01100301025	K20 JOELHO A 90 COPRAX 25	0.79
01100301032	K20 JOELHO A 90 COPRAX 32	1.26
01100301040	K20 JOELHO A 90 COPRAX 40	2.61
01100301050	K20 JOELHO A 90 COPRAX 50	4.63
01100301063	K20 JOELHO A 90 COPRAX 63	6.16
01100301075	K20 JOELHO A 90 COPRAX 75	9.62
01100301090	K20 JOELHO A 90 COPRAX 90	17.60
01100301110	K20 JOELHO A 90 COPRAX 110	31.80





01100301125	K20 JOELHO A 90 COPRAX 125	49.53
<b>JOELHOS A 90. P/ACESSORIOS COPRAX K26</b>		
01100302020	K26 JOELHO A 90 P/ACES.COPRAX 20	0.67
01100302025	K26 JOELHO A 90 P/ACES.COPRAX 25	0.99
<b>JOELHOS A 90. ROSC.F.P/ACCESS0.COPRAX K24</b>		
0110030601	K24 JOELHO 90 ROSC.F.P/ACES. 20X1/2F	4.31
<b>JOELHOS A 90. ROSCA FEMEA COPRAX K23</b>		
01100305016020	K23 JOELHO 90 ROSC.F.COPRAX 16X1/2F	4.13
01100305020020	K23 JOELHO 90 ROSC.F.COPRAX 20X1/2F	3.93
01100305025020	K23 JOELHO 90 ROSC.F.COPRAX 25X1/2F	4.92
01100305025025	K23 JOELHO 90 ROSC.F.COPRAX 25X3/4F	5.65
01100305032025	K23 JOELHO 90 ROSC.F.COPRAX 32X3/4F	9.40
01100305032032	K23 JOELHO 90 ROSC.F.COPRAX 32X1F	9.73
<b>JOELHOS A 90. ROSCA MACHO COPRAX K21</b>		
01100304020020	K21 JOELHO 90 ROSC.M.COPRAX 20X1/2M	5.05
01100304025025	K21 JOELHO 90 ROSC.M.COPRAX 25X3/4M	6.02
01100304032032	K21 JOELHO 90 ROSC.M.COPRAX 32X1M	11.58
<b>JOELHOS PP-R COPRAX</b>		
<b>JOELHOS FEMEOS PP-R 90° COPRAX PLUS CP23</b>		
01102204020020	CP23 JOELHO FEM.PP-R COPRAX PLUS 20X1/2	4.21
01102204025020	CP23 JOELHO FEM.PP-R COPRAX PLUS 25X1/2	5.26
01102204025025	CP23 JOELHO FEM.PP-R COPRAX PLUS 25X3/4	6.05
01102204032032	CP23 JOELHO FEM.PP-R COPRAX PLUS 32X1	10.41
<b>JOELHOS PP-R 45° COPRAX PLUS CP70</b>		
01102202025	CP70 JOELHO A 45.COPRAX PLUS 25	1.22
01102202032	CP70 JOELHO A 45.COPRAX PLUS 32	1.67
01102202040	CP70 JOELHO A 45.COPRAX PLUS 40	3.18
01102202050	CP70 JOELHO A 45.COPRAX PLUS 50	6.44
01102202063	CP70 JOELHO A 45.COPRAX PLUS 63	7.54
01102202075	CP70 JOELHO A 45.COPRAX PLUS 75	10.46
01102202110	CP70 JOELHO A 45.COPRAX PLUS 110	33.44
<b>JOELHOS PP-R 90° COPRAX PLUS CP20</b>		
01102201020	CP20 JOELHO A 90.COPRAX PLUS 20	0.68
01102201025	CP20 JOELHO A 90.COPRAX PLUS 25	0.85
01102201032	CP20 JOELHO A 90.COPRAX PLUS 32	1.35
01102201040	CP20 JOELHO A 90.COPRAX PLUS 40	2.79
01102201050	CP20 JOELHO A 90.COPRAX PLUS 50	4.95
01102201063	CP20 JOELHO A 90.COPRAX PLUS 63	6.59
01102201075	CP20 JOELHO A 90.COPRAX PLUS 75	10.29
01102201090	CP20 JOELHO A 90.COPRAX PLUS 90	18.83
01102201110	CP20 JOELHO A 90.COPRAX PLUS 110	34.03
<b>JUNCOES COPRAX</b>		
<b>JUNCOES EM METAL NIQUELADA COPRAX K96</b>		
01100902020	K96 JUNCAO METAL NIQU.COPR.1/2X1/2	9.95
01100902025	K96 JUNCAO METAL NIQU.COPR.3/4X3/4	9.90
01100902032	K96 JUNCAO METAL NIQU.COPR.1X1	11.89
<b>JUNCOES SOLDAR/ROSCAR COPRAX K91</b>		
01100901025025	K91 JUNCAO SOLD./ROSC.COPR.R25XM3/4	12.16
01100901032032	K91 JUNCAO SOLD./ROSC.COPR.R32XM1	14.45
01100901040040	K91 JUNCAO SOLD./ROSC.COPR.R40XM11/4	21.22
01100901050050	K91 JUNCAO SOLD./ROSC.COPR.R50XM11/2	27.00
01100901063063	K91 JUNCAO SOLD./ROSC.COPR.R63XM2	42.99
<b>JUNÇÕES SOLDAR / SOLDAR</b>		
01100903020	K92 JUNCAO SOLDAR/SOLDAR COPRAX 20	8.26
01100903025	K92 JUNCAO SOLDAR/SOLDAR COPRAX 25	8.39
01100903032	K92 JUNCAO SOLDAR/SOLDAR COPRAX 32	10.26
01100903040	K92 JUNCAO SOLDAR/SOLDAR COPRAX 40	13.75



01100903050	K92 JUNCAO SOLDAR/SOLDAR COPRAX 50	18.35
<b>MAQ.&amp; FERRAM.COPRAX</b>		
<b>BROCAS CRANEADAS COPRAX</b>		
01101209040	BROCA CRANEANA 40 COPRAX	82.22
<b>BROCAS P/DERIVAÇÃO</b>		
0110120501	BROCA DERIVAÇÃO P/ K47 D.20	59.00
0110120502	BROCA DERIVAÇÃO P/ K47 D.25	63.00
0110120503	BROCA DERIVAÇÃO P/ K47 D.32	82.00
0110120504	BROCA DERIVAÇÃO P/ K47 D.40	138.00
<b>BROCAS P/DERIVAÇÃO FERRO</b>		
01101208032	BROCA DERIVAÇÃO P/ K47 D.32	82.00
<b>MATRIZES P/ACESSORIOS K47 COPRAX</b>		
01101204020050	MATRIZ P/ACESSORIO K47 R20XT50	85.00
01101204020063	MATRIZ P/ACESSORIO K47 R20XT63	125.00
01101204020075	MATRIZ P/ACESSORIO K47 R20XT75	165.00
01101204020090	MATRIZ P/ACESSORIO K47 R20XT90	215.00
01101204025050	MATRIZ P/ACESSORIO K47 R25XT50	85.00
01101204025063	MATRIZ P/ACESSORIO K47 R25XT63	125.00
01101204025075	MATRIZ P/ACESSORIO K47 R25XT75	165.00
01101204025090	MATRIZ P/ACESSORIO K47 R25XT90	215.00
01101204032063	MATRIZ P/ACESSORIO K47 R32XT63	125.00
01101204032075	MATRIZ P/ACESSORIO K47 R32XT75	165.00
01101204032090	MATRIZ P/ACESSORIO K47 R32XT90	219.80
01101204032110	MATRIZ P/ACESSORIO K47 R32XT110	286.00
01101204040090	MATRIZ P/ACESSORIO K47 R40XT90	215.00
01101204040110	MATRIZ P/ACESSORIO K47 R40XT110	286.00
0110120407	MATRIZ TAPA FUROS COPRAX 7	67.50
0110120407090	MATRIZ TAPA FUROS COPRAX 7 (90.)	67.50
0110120411	MATRIZ TAPA FUROS COPRAX 11	67.50
0110120411090	MATRIZ TAPA FUROS COPRAX 11 (90.)	67.50
<b>NIVEIS</b>		
0110120301	NIVEL ALINHAM.C/TACOS COPRAX K99	29.99
0110120302	TACO P/NIVEL COPRAX K99	6.90
0110120303	TACO P/MATRIZ TAPA FURO	SobConsulta
<b>POLIFUSORAS P/COPRAX</b>		
01101202016	MATRIZ 16 - 3/8	SobConsulta
01101202020	MATRIZ 20 - 1/2	39.45
01101202025	MATRIZ 25 - 3/4	47.50
01101202032	MATRIZ 32 - 1	51.25
01101202040	MATRIZ 40 - 11/4	60.60
01101202050	MATRIZ 50 - 11/2	69.00
01101202063	MATRIZ 63 - 2	89.00
01101202075	MATRIZ 75 - 21/2	134.18
01101202090	MATRIZ 90 - 3	147.99
01101202110	MATRIZ 110 - 4	164.00
01101202125	MATRIZ 125 TIPO A	186.18
011012020125	POLIFUSORA BANCADA 125 COPRAX / OMISA	5850.0
01101202P001	POLIFUSORA COMPL.1 POSICAO	252.53
01101202P003	POLIFUSORA COMPL.3 POSICOES	298.00
01101202P090	POLIFUSORA BANC.PRISMA 90 COPRAX	3826.9
01101202P125	POLIFUSORA BANC.PRISMA 125 COPRAX	8751.9
01101202PN001	POLIFUSORA NOVA 1 POSICOES 125	315.00
01101202PN003	POLIFUSORA NOVA 3 POSICOES TIPO 1045	298.00
01101202R001	RASPADOR MANUAL COPRAX	14.91
01101202S001	SOLDADOR ELECTRICA COPRAX	2199.5
<b>PUNHO P/CALIBRADOR COPRAX ALUMINIUM</b>		
01101206050	JUNTA PLANA P/FLANGE 50	11.56
01101206050P	PECA METALICA P/FLANGE D.50	13.37



+351 244 800 160  
+351 244 802 323



geral@canalcentro.pt  
info@canalcentro.pt



R. do Bailadouro s/nº,  
2410-211 Pousos



01101206075	JUNTA PLANA P/FLANGE 75	13.30
01101206075P	PECA METALICA P/FLANGE D.75	20.50
01101206090	JUNTA PLANA P/FLANGE 90	14.00
01101206090P	PECA METALICA P/FLANGE D.90	29.00
01101206110	JUNTA PLANA P/FLANGE 110	16.30
01101206110P	PECA METALICA P/FLANGE D.110	27.00
01101206125	JUNTA PLANA P/FLANGE 125	18.90

**TESOURAS COPRAX**

0110120102	TESOURA P/TUBO COPRAX REFORCADA 20-40	39.00
0110120103	TESOURA P/TUBO COPRAX 20-63	125.00

**UTENSILIO P/CALIBRADOR COPRAX ALUMINIUM**

011012072025	UTENSILIO CALIB.P/COPRAX+ALUM.20/25	99.05
011012073240	UTENSILIO CALIB.P/COPRAX+ALUM.32/40	148.64
011012075063	UTENSILIO CALIB.P/COPRAX+ALUM.50/63	184.56

**REDUCOES COPRAX****REDUCOES ACESS.P/TUBO COPRAX K41**

01100702001	K41 RED.COPRAX R25XT20	0.72
01100702002	K41 RED.COPRAX R32XT20	0.89
01100702003	K41 RED.COPRAX R32XT25	0.89
01100702004	K41 RED.COPRAX R90XT63	11.85
01100702005	K41 RED.COPRAX R90XT75	12.90
01100702006	K41 RED.COPRAX 110X90	19.80
01100702007	K41 RED.COPRAX 110X75	18.00
01100702008	K41 RED.COPRAX 110X63	18.00

**REDUCOES COPRAX K40**

01100701025020	K40 RED.COPRAX 25X20	0.52
01100701032020	K40 RED.COPRAX 32X20	0.83
01100701032025	K40 RED.COPRAX 32X25	0.83
01100701040020	K40 RED.COPRAX 40X20	1.77
01100701040025	K40 RED.COPRAX 40X25	1.77
01100701040032	K40 RED.COPRAX 40X32	1.77
01100701050020	K40 RED.COPRAX 50X20	3.04
01100701050025	K40 RED.COPRAX 50X25	3.04
01100701050032	K40 RED.COPRAX 50X32	3.04
01100701050040	K40 RED.COPRAX 50X40	3.04
01100701063025	K40 RED.COPRAX 63X25	5.24
01100701063032	K40 RED.COPRAX 63X32	5.24
01100701063040	K40 RED.COPRAX 63X40	5.24
01100701063050	K40 RED.COPRAX 63X50	5.24
01100701075032	K40 RED.COPRAX 75X32	6.51
01100701075040	K40 RED.COPRAX 75X40	6.51
01100701075050	K40 RED.COPRAX 75X50	6.51
01100701075063	K40 RED.COPRAX 75X63	6.51

**REDUÇÕES ACESS/ACESS COPRAX K42**

01100703125110	K42 REDUÇÃO ACESS./ACESS.125/110	54.50
----------------	----------------------------------	-------

**REDUCOES F/F PP-R CO****REDUÇÕES F/F PP-R COPRAX PLUS CP40**

01102501025020	CP40 REDUÇÃO F/F COPRAX PLUS 25X20	0.56
01102501032020	CP40 REDUÇÃO F/F COPRAX PLUS 32X20	0.89
01102501032025	CP40 REDUÇÃO F/F COPRAX PLUS 32X25	0.89
01102501040020	CP40 REDUÇÃO F/F COPRAX PLUS 40X20	1.89
01102501040025	CP40 REDUÇÃO F/F COPRAX PLUS 40X25	1.89
01102501040032	CP40 REDUÇÃO F/F COPRAX PLUS 40X32	1.89
01102501050025	CP40 REDUÇÃO F/F COPRAX PLUS 50X25	3.25
01102501050040	CP40 REDUÇÃO F/F COPRAX PLUS 50X40	3.25
01102501063032	CP40 REDUÇÃO F/F COPRAX PLUS 63X32	5.61
01102501063050	CP40 REDUÇÃO F/F COPRAX PLUS 63X50	5.61
01102501075032	CP40 REDUÇÃO F/F COPRAX PLUS 75X32	6.97



**REDUÇÕES M/F PP-R COPRAX PLUS CP41**

01102502110063	CP41 REDUCAO M/F COPRAX PLUS R.110XT63	19.26
01102502110075	CP41 REDUCAO M/F COPRAX PLUS R.110XT75	19.26

**TACOS COPRAX****TACOS C/PUNHO COPRAX K97**

01101001020	K99 TACO C/PUNHO COPRAX 20	1.23
01101001025	K99 TACO C/PUNHO COPRAX 25	1.23

**TAMPOES COPRAX****TAMPOES COPRAX K60**

01100801020	K60 TAMPAO COPRAX 20	0.54
01100801025	K60 TAMPAO COPRAX 25	0.65
01100801032	K60 TAMPAO COPRAX 32	0.92
01100801040	K60 TAMPAO COPRAX 40	2.20
01100801050	K60 TAMPAO COPRAX 50	3.83
01100801063	K60 TAMPAO COPRAX 63	5.10
01100801075	K60 TAMPAO COPRAX 75	6.10
01100801090	K60 TAMPAO COPRAX 90	12.05
01100801110	K60 TAMPAO COPRAX 110	18.26
01100801125	K60 TAMPAO COPRAX 125	24.65

**TAMPOES PP-R COPRAX****TAMPOES PP-R COPRAX PLUS CP60**

01102301110	CP60 TAMPAO COPRAX PLUS 110	19.54
01102301200	CP60 TAMPAO COPRAX PLUS 200	136.96

**TES COPRAX****TES C/ROSC.FEMEA COPRAX K33**

01100404016020016	K33 TE C/ROSC.F.COPRAX 16X1/2 FX16	5.27
01100404020020020	K33 TE C/ROSC.F.COPRAX 20X1/2 FX20	5.27
01100404025020025	K33 TE C/ROSC.F.COPRAX 25X1/2 FX25	6.01
01100404025025025	K33 TE C/ROSC.F.COPRAX 25X3/4 FX25	6.33
01100404032025032	K33 TE C/ROSC.F.COPRAX 32X3/4 FX32	7.61
01100404032032032	K33 TE C/ROSC.F.COPRAX 32X1 FX32	11.58

**TES C/ROSC.MACHO COPRAX K31**

01100403020	K31 TE C/ROSC.M.COPRAX 20X1/2 MX20	6.25
01100403025	K31 TE C/ROSC.M.COPRAX 25X3/4 MX25	7.02
01100403032	K31 TE C/ROSC.M.COPRAX 32X1 MX32	13.44

**TES COPRAX K30**

01100401020	K30 TE COPRAX 20	0.67
01100401025	K30 TE COPRAX 25	0.86
01100401032	K30 TE COPRAX 32	1.45
01100401040	K30 TE COPRAX 40	3.19
01100401050	K30 TE COPRAX 50	5.07
01100401063	K30 TE COPRAX 63	7.62
01100401075	K30 TE COPRAX 75	10.80
01100401090	K30 TE COPRAX 90	19.94
01100401110	K30 TE COPRAX 110	38.75
01100401125	K30 TE COPRAX 125	64.80

**TES REDUZIDO AO EXTREMO COPRAX K36**

01100405025020020	K36 TE RED.AO EXT.COPRAX 25X20X20	1.14
01100405025025020	K36 TE RED.AO EXT.COPRAX 25X25X20	1.14

**TES REDUZIDOS COPRAX K35**

01100402025020025	K35 TE RED.COPRAX 25X20X25	1.04
01100402032020032	K35 TE RED.COPRAX 32X20X32	1.79
01100402032025032	K35 TE RED.COPRAX 32X25X32	1.79
01100402040020040	K35 TE RED.COPRAX 40X20X40	3.33
01100402040025040	K35 TE RED.COPRAX 40X25X40	3.33
01100402040032040	K35 TE RED.COPRAX 40X32X40	3.33
01100402050020050	K35 TE RED.COPRAX 50X20X50	5.68
01100402050025050	K35 TE RED.COPRAX 50X25X50	5.68



01100402050032050	K35 TE RED.COPRAX 50X32X50	5.68
01100402050040050	K35 TE RED.COPRAX 50X40X50	5.68
01100402063025063	K35 TE RED.COPRAX 63X25X63	7.81
01100402063032063	K35 TE RED.COPRAX 63X32X63	7.81
01100402063040063	K35 TE RED.COPRAX 63X40X63	7.81
01100402063050063	K35 TE RED.COPRAX 63X50X63	7.81
01100402075032075	K35 TE RED.COPRAX 75X32X75	13.70
01100402075040075	K35 TE RED.COPRAX 75X40X75	13.70
01100402075050075	K35 TE RED.COPRAX 75X50X75	13.70
01100402075063075	K35 TE RED.COPRAX 75X63X75	13.70
01100402090063090	K35 TE RED.COPRAX 90X63X90	29.00
01100402090075090	K35 TE RED.COPRAX 90X75X90	29.00
01100402110063110	K35 TE RED.COPRAX 110X63X110	37.10
01100402110075110	K35 TE RED.COPRAX 110X75X110	37.10
01100402110090110	K35 TE RED.COPRAX 110X90X110	37.10
01100402125075125	K35 TE RED.COPRAX 125X75X125	59.99
01100402125090125	K35 TE RED.COPRAX 125X90X125	59.99
01100402125110125	K35 TE RED.COPRAX 125X110X125	59.99



#### TES PP-R COPRAX PLUS

##### TE SIMPLER PP-R COPRAX PLUS CP30

01102401020	CP30 TE SIMPLER PP-R COPRAX PLUS 20	0.72
01102401025	CP30 TE SIMPLER PP-R COPRAX PLUS 25	0.92
01102401032	CP30 TE SIMPLER PP-R COPRAX PLUS 32	1.55
01102401040	CP30 TE SIMPLER PP-R COPRAX PLUS 40	3.41
01102401050	CP30 TE SIMPLER PP-R COPRAX PLUS 50	5.42
01102401110	CP30 TE SIMPLER PP-R COPRAX PLUS 110	41.46

##### TES FEMEOS COPRAX PLUS CP33

01102405032025	CP33 TE RED.FEMEO COPRAX PLUS 32X3/4	9.31
----------------	--------------------------------------	------

##### TES RED.CENTRO PP-R COPRAX PLUS CP35

01102402025020025	CP35 TE RED.CENTRO COPRAX PLUS 25X20X25	1.11
01102402032020032	CP35 TE RED.CENTRO COPRAX PLUS 32X20X32	1.92
01102402032025032	CP35 TE RED.CENTRO COPRAX PLUS 32X25X32	1.92
01102402040025040	CP35 TE RED.CENTRO COPRAX PLUS 40X25X40	3.56
01102402040032040	CP35 TE RED.CENTRO COPRAX PLUS 40X32X40	3.56
01102402050025050	CP35 TE RED.CENTRO COPRAX PLUS 50X25X50	6.08
01102402050032050	CP35 TE RED.CENTRO COPRAX PLUS 50X32X50	6.08
01102402050040050	CP35 TE RED.CENTRO COPRAX PLUS 50X40X50	6.08
01102402063032063	CP35 TE RED.CENTRO COPRAX PLUS 63X32X63	8.36
01102402090063090	CP35 TE RED.CENTRO COPRAX PLUS 90X63X90	31.03
01102402110075110	CP35 TE RED.CENT.COPRAX PLUS 110X75X110	39.70

#### TORN. E VALV.COPRAX

##### ACESSORIO P/DERIVACAO K47 COPRAX

01101109020050	K47 ACESSORIO P/DERIVACAO R20XT50	1.87
01101109020063	K47 ACESSORIO P/DERIVACAO R20XT63	1.87
01101109020075	K47 ACESSORIO P/DERIVACAO R20XT75	1.87
01101109020090	K47 ACESSORIO P/DERIVACAO R20XT90	1.87
01101109025050	K47 ACESSORIO P/DERIVACAO R25XT50	2.62
01101109025063	K47 ACESSORIO P/DERIVACAO R25XT63	2.62
01101109025075	K47 ACESSORIO P/DERIVACAO R25XT75	2.62
01101109025090	K47 ACESSORIO P/DERIVACAO R25XT90	2.62
01101109032063	K47 ACESSORIO P/DERIVACAO R32XT63	3.33
01101109032075	K47 ACESSORIO P/DERIVACAO R32XT75	3.33
01101109032090	K47 ACESSORIO P/DERIVACAO R32XT90	3.33
01101109032110	K47 ACESSORIO P/DERIVACAO R32XT110	3.33
01101109040090	K47 ACESSORIO P/DERIVACAO R40XT90	3.61
01101109040110	K47 ACESSORIO P/DERIVACAO R40XT110	3.61

##### ACESSORIO P/DERIVACAO K48 COPRAX

01101110050025020	K48 ACESSORIO P/DERIVACAO R/F 50X25X1/2	6.35
01101110050025025	K48 ACESSORIO P/DERIVACAO R/F 50X25X3/4	6.89



+351 244 800 160  
+351 244 802 323



geral@canalcentro.pt  
info@canalcentro.pt



R. do Bailadouro s/nº,  
2410-211 Pousos

01101110063025020	K48 ACESSORIO P/DERIVACAO R/F 63X25X1/2	6.69
01101110075025020	K48 ACESSORIO P/DERIVACAO R/F 75X25X1/2	6.77
01101110075032025	K48 ACESSORIO P/DERIVACAO R/F 75X32X3/4	7.98
01101110090025020	K48 ACESSORIO P/DERIVACAO R/F 90X25X1/2	6.99
01101110090032025	K48 ACESSORIO P/DERIVACAO R/F 90X32X3/4	8.12

**ACESSORIO P/TORNEIRAS CORTE K50 COPRAX**

0110110301	K50 CASTELO COPRAX 20 P/TORN.CORTE	5.11
0110110302	K50 CASTELO LONGO COPRAX 20 P/TORN.CORTE	6.38
0110110303	K50 CASTELO COPRAX 25-32 P/TORN.CORTE	8.41
0110110304	K50 CASTELO LONGO COP.25-32 P/TORN.CORTE	9.68
0110110305	K50 ESPELHO COPRAX 20-25-32 P/TORN.CORTE	3.83
0110110306	K50 PROTECCAO CROM.20-25-32 P/TORN.CORTE	4.21
0110110307	K50 ACES.P/PROLONG.20-25-32 P/TORN.CORTE	2.98

**ACESSORIOS P/FLANGES K18**

01101107050	K18 ACESSORIO P/FLANGE 50	4.04
01101107063	K18 ACESSORIO P/FLANGE 63	4.32
01101107075	K18 ACESSORIO P/FLANGE 75	7.99
01101107090	K18 ACESSORIO P/FLANGE 90	10.40
01101107110	K18 ACESSORIO P/FLANGE 110	22.93
01101107125	K18 ACESSORIO P/FLANGE 125	37.10

**CORPOS P/TORNEIRAS CORTE COPRAX**

01101102020	K50 CORPO 20-TORNEIRA CORTE COPRAX	7.80
01101102025	K50 CORPO 25-TORNEIRA CORTE COPRAX	8.85

**TORNEIRA DE CORTE ESFERA K51 COPRAX**

01101106025	K51 TORNEIRA CORTE ESFERA 25	27.87
-------------	------------------------------	-------

**TORNEIRAS CORTE C/MANIPULO K50M COPRAX**

01101104020	K50M TORNEIRA CORTE C/MANIP.LONGO 20	23.22
01101104025	K50M TORNEIRA CORTE C/MANIP.LONGO 25	30.89
01101104032	K50M TORNEIRA CORTE C/MANIP.LONGO 32	30.99

**TORNEIRAS CORTE COPRAX K50**

0110110101	K50 TORNEIRA CORTE COPRAX 20	18.39
0110110102	K50 TORNEIRA CORTE COPRAX 20 ALTA	22.32
0110110103	K50 TORNEIRA CORTE COPRAX 25	21.67
0110110104	K50 TORNEIRA CORTE COPRAX 25 ALTA	26.46
0110110105	K50 TORNEIRA CORTE COPRAX 32	24.17
0110110106	K50 TORNEIRA CORTE COPRAX 32 ALTA	28.27

**UNIOES FLANGEADAS K19**

01101108075	K19 UNIAO FLANGEADA 75	107.40
01101108090	K19 UNIAO FLANGEADA 90	132.35
01101108110	K19 UNIAO FLANGEADA 110	226.78

**VALVULAS ESFERA C/MANIPULO K53 COPRAX**

01101112020	K53 VALVULA ESFERA C/MANIP.COPRAX 20	12.95
01101112025	K53 VALVULA ESFERA C/MANIP.COPRAX 25	16.47
01101112032	K53 VALVULA ESFERA C/MANIP.COPRAX 32	24.48
01101112040	K53 VALVULA ESFERA C/MANIP.COPRAX 40	35.52
01101112050	K53 VALVULA ESFERA C/MANIP.COPRAX 50	62.50
01101112063	K53 VALVULA ESFERA C/MANIP.COPRAX 63	97.65
01101112075	K53 VALVULA ESFERA C/MANIP.COPRAX 75	147.00

**VALVULAS GLOBO K54 COPRAX**

01101113020	K54 VALVULA GLOBO 20	9.85
01101113025	K54 VALVULA GLOBO 25	13.56
01101113032	K54 VALVULA GLOBO 32	16.20

**TORNEIRAS DE CORTE P****TORNEIRAS DE CORTE PP-R COPRAX PLUS**

01102801020	CP50 VALVULA CORTE 20 C/CAST.PP-R COPRAX PLUS	18.39
01102801025	CP50 VALVULA CORTE 25 C/CAST.PP-R COPRAX PLUS	21.67
01102801032	CP50 VALVULA CORTE 32 C/CAST.PP-R COPRAX PLUS	24.17



01104001008	CP50 TORNEIRA-CORPO 25 PP-R COPRAX PLUS	9.47
01104001012	CASTELO 25/32 PP-R COPRAX PLUS	8.41
01104001015	PROTECCAO CROMADA PP-R COPRAX PLUS	4.21
01104001016	ESPELHO CROMADO PP-R COPRAX PLUS	3.83

**TUBOS COPRAX FIBRA A****TUBOS COPRAX FIBRA AQUA SRD 5/11**

01105101020	TUBO COPRAX FIBRA S3,2/ SDR 7,4 20X2.8	1.88
01105101025	TUBO COPRAX FIBRA S3,2/ SDR 7,4 25X3.5	2.76
01105101032	TUBO COPRAX FIBRA S3,2/ SDR 7,4 32X4.4	4.51
01105101040	TUBO COPRAX FIBRA S3,2/ SDR 7,4 40X5.5	7.09
01105101050	TUBO COPRAX FIBRA S3,2/ SDR 7,4 50X6.9	10.87
01105101063	TUBO COPRAX FIBRA S3,2/ SDR 7,4 63X8.6	15.05
01105101075	TUBO COPRAX FIBRA S3,2/SDR 7,4 75X10.3	24.08
01105101090	TUBO COPRAX FIBRA S3,2/ SDR 7,4 90X12.3	33.60
01105101110	TUBO COPRAX FIBRA S3,2/ SDR 7,4 110X15.1	46.83
01105101125	TUBO COPRAX FIBRA S3,2/ SDR 7,4 125X17.1	58.71

**TUBOS COPRAX FIBRA C****TUBOS COPRAX FIBRA CLIMA SRD 3.2/7.4**

01105001020	TUBO COPRAX FIBRA CLIMA 20X2.8	1.88
01105001025	TUBO COPRAX FIBRA CLIMA 25X3.5	2.76
01105001032	TUBO COPRAX FIBRA CLIMA 32X4.4	4.51
01105001040	TUBO COPRAX FIBRA CLIMA 40X3.7	5.41
01105001050	TUBO COPRAX FIBRA CLIMA 50X4.6	7.88
01105001063	TUBO COPRAX FIBRA CLIMA 63X5.8	12.08
01105001075	TUBO COPRAX FIBRA CLIMA 75X6.8	15.93
01105001090	TUBO COPRAX FIBRA CLIMA 90X8.2	23.35
01105001110	TUBO COPRAX FIBRA CLIMA 110X10.0	33.43
01105001125	TUBO COPRAX FIBRA CLIMA 125X11.4	40.15

**TUBOS E ACESS.PP-R C****TUBOS PP-R PN20 COPRAX PLUS**

01102001020	CP00 TUBO COPRAX PLUS PN20 20X2,8	1.39
01102001025	CP00 TUBO COPRAX PLUS PN20 25X3,5	2.33
01102001032	CP00 TUBO COPRAX PLUS PN20 32X4,4	3.67
01102001040	CP00 TUBO COPRAX PLUS PN20 40X5,5	6.27
01102001050	CP00 TUBO COPRAX PLUS PN20 50X6,9	8.17
01102001063	CP00 TUBO COPRAX PLUS PN20 63X8,6	12.98
01102001075	CP00 TUBO COPRAX PLUS PN20 75X10,3	18.65
01102001090	CP00 TUBO COPRAX PLUS PN20 90X12,3	28.16
01102001110	CP00 TUBO COPRAX PLUS PN20 110X15,1	45.10
01102001125	CP00 TUBO COPRAX PLUS PN20 125X11,4	61.65

**TUBOS PPR COPRAX****TUBOS COPRAX+ALUMINIUM**

01100103020	K00 TUBO COPRAX + ALUM.20X2.8	3.57
01100103025	K00 TUBO COPRAX + ALUM.25X3.5	4.73
01100103032	K00 TUBO COPRAX + ALUM.32X4.4	6.83
01100103040	K00 TUBO COPRAX + ALUM.40X5.5	11.94
01100103050	K00 TUBO COPRAX + ALUM.50X6.9	16.87
01100103063	K00 TUBO COPRAX + ALUM.63X8.6	24.92
01100103075	K00 TUBO COPRAX + ALUM.75X10.3	33.55
01100103090	K00 TUBO COPRAX + ALUM.90X12.3	43.15
01100103110	K00 TUBO COPRAX + ALUM.110X15.1	66.00

**TUBOS PP-R COPRAX PN10**

01100102040	TUBO COPRAX PN10 K00 40X3.7	4.93
01100102050	TUBO COPRAX PN10 K00 50X4.6	6.23
01100102063	TUBO COPRAX PN10 K00 63X5.8	9.88
01100102075	TUBO COPRAX PN10 K00 75X6.8	14.84
01100102090	TUBO COPRAX PN10 K00 90X8.2	21.20
01100102110	TUBO COPRAX PN10 K00 110X10	32.90





01100102125	TUBO COPRAX PN10 K00 125X11,4	40.15
<b>TUBOS PP-R COPRAX PN16</b>		
01100104032	TUBO COPRAX PN16 K00 32X4,4	3.18
01100104040	TUBO COPRAX PN16 K00 40X5.5	5.70
01100104050	TUBO COPRAX PN16 K00 50X6.9	7.43
01100104063	TUBO COPRAX PN16 K00 63X8.6	11.80
01100104075	TUBO COPRAX PN16 K00 75X10.3	16.95
01100104090	TUBO COPRAX PN16 K00 90X12.3	25.60
01100104110	TUBO COPRAX PN16 K00 110X15.1	41.00
01100104125	TUBO COPRAX PN16 K00 125X17.3	55.00
<b>TUBOS PP-R COPRAX PN20</b>		
01100101020	TUBO COPRAX PN20 K00 20X3.4	1.39
01100101025	TUBO COPRAX PN20 K00 25X4.2	2.33
01100101032	TUBO COPRAX PN20 K00 32X5.4	3.67
01100101040	TUBO COPRAX PN20 K00 40X6.7	6.33
01100101050	TUBO COPRAX PN20 K00 50X8.4	9.23
01100101063	TUBO COPRAX PN20 K00 63X10.5	13.99
01100101075	TUBO COPRAX PN20 K00 75X12.5	19.84
01100101090	TUBO COPRAX PN20 K00 90X15	34.95
01100101110	TUBO COPRAX PN20 K00 110X18.3	57.00
<b>UNIOES COPRAX</b>		
<b>UNIOES COPRAX K10</b>		
01100201020	K10 UNIAO COPRAX 20	0.49
01100201025	K10 UNIAO COPRAX 25	0.64
01100201032	K10 UNIAO COPRAX 32	1.06
01100201040	K10 UNIAO COPRAX 40	1.68
01100201050	K10 UNIAO COPRAX 50	3.04
01100201063	K10 UNIAO COPRAX 63	4.55
01100201075	K10 UNIAO COPRAX 75	6.95
01100201090	K10 UNIAO COPRAX 90	11.20
01100201110	K10 UNIAO COPRAX 110	16.22
01100201125	K10 UNIAO COPRAX 125	24.99
<b>UNIOES CRUZAMENTO C/TERM.F.COPRAX K29</b>		
01100203020	K29 UNIAO CRUZA.C/TERM.F COPRAX 20X20	3.10
<b>UNIOES CRUZAMENTO COPRAX K90</b>		
01100202020	K90 UNIAO CRUZAMENTO COPRAX 20	1.97
01100202025	K90 UNIAO CRUZAMENTO COPRAX 25	2.48
01100202032	K90 UNIAO CRUZAMENTO COPRAX 32	3.22
<b>UNIOES ELECTRICAS COPRAX K17</b>		
01100204020	K17 UNIAO ELECTRICA COPRAX 20	12.09
01100204025	K17 UNIAO ELECTRICA COPRAX 25	13.12
01100204032	K17 UNIAO ELECTRICA COPRAX 32	14.85
01100204040	K17 UNIAO ELECTRICA COPRAX 40	18.45
01100204050	K17 UNIAO ELECTRICA COPRAX 50	21.66
01100204063	K17 UNIAO ELECTRICA COPRAX 63	26.06
01100204075	K17 UNIAO ELECTRICA COPRAX 75	33.19
01100204090	K17 UNIAO ELECTRICA COPRAX 90	43.34
01100204110	K17 UNIAO ELECTRICA COPRAX 110	53.24
01100204125	K17 UNIAO ELECTRICA COPRAX 125	79.00
<b>UNIOES PP-R COPRAX P</b>		
<b>UNIOES CRUZAMENTO COPRAX PLUS CP90</b>		
01102102020	CP90 UNIAO CRUZAMENTO COPRAX PLUS 20	2.11
01102102032	CP90 UNIAO CRUZAMENTO COPRAX PLUS 32	3.45
<b>UNIOES PP-R COPRAX PLUS CP10</b>		
01102101020	CP10 UNIAO SIMPLES COPRAX PLUS 20	0.52
01102101025	CP10 UNIAO SIMPLES COPRAX PLUS 25	0.68
01102101032	CP10 UNIAO SIMPLES COPRAX PLUS 32	1.13
01102101040	CP10 UNIAO SIMPLES COPRAX PLUS 40	1.80



01102101050	CP10 UNIAO SIMPLES COPRAX PLUS 50	3.25
01102101063	CP10 UNIAO SIMPLES COPRAX PLUS 63	4.87
01102101075	CP10 UNIAO SIMPLES COPRAX PLUS 75	7.44
01102101090	CP10 UNIAO SIMPLES COPRAX PLUS 90	11.98
01102101110	CP10 UNIAO SIMPLES COPRAX PLUS 110	17.36

**TUBOS / ACESSORIOS PPR- ALFATHERM****ABRACADEIRAS SIMPLES****ABRACADEIRAS SIMPLES PPR ALFATHERM**

01661101020	ABRACADEIRA SIMPLES PPR ALFATHERM 20	0.42
01661101025	ABRACADEIRA SIMPLES PPR ALFATHERM 25	0.54
01661101032	ABRACADEIRA SIMPLES PPR ALFATHERM 32	0.59
01661101040	ABRACADEIRA SIMPLES PPR ALFATHERM 40	0.69
01661101050	ABRACADEIRA SIMPLES PPR ALFATHERM 50	0.86
01661101063	ABRACADEIRA SIMPLES PPR ALFATHERM 63	1.06

**CASQUILHOS PPR ALFAT****CASQUILHOS FEMEA C/PORCA PPR ALFATHERM**

01660503020020	CASQ. FEMEA C/PORCA PPR ALFATHER.20X12	2.65
----------------	--	------

**CASQUILHOS FEMEA PPR ALFATHERM**

01660502020020	CASQUILHO FEMEA PPR ALFATHERM 20X1/2	1.73
01660502025020	CASQUILHO FEMEA PPR ALFATHERM 25X1/2	1.87
01660502025025	CASQUILHO FEMEA PPR ALFATHERM 25X3/4	2.33
01660502032032	CASQUILHO FEMEA PPR ALFATHERM 32X1	5.60
01660502040040	CASQUILHO FEMEA PPR ALFATHERM 40X11/4	11.66
01660502050050	CASQUILHO FEMEA PPR ALFATHERM 50X11/2	15.02
01660502063063	CASQUILHO FEMEA PPR ALFATHERM 63X2	20.43
01660502075075	CASQUILHO FEMEA PPR ALFATHERM 75X21/2	41.71

**CASQUILHOS MACHO PPR ALFATHERM**

01660501020020	CASQUILHO MACHO PPR ALFATHERM 20X1/2	2.15
01660501020025	CASQUILHO MACHO PPR ALFATHERM 20X3/4	3.16
01660501025020	CASQUILHO MACHO PPR ALFATHERM 25X1/2	2.24
01660501025025	CASQUILHO MACHO PPR ALFATHERM 25X3/4	3.97
01660501032032	CASQUILHO MACHO PPR ALFATHERM 32X1	7.00
01660501040040	CASQUILHO MACHO PPR ALFATHERM 40X11/4	12.79
01660501050050	CASQUILHO MACHO PPR ALFATHERM 50X11/2	15.86
01660501063063	CASQUILHO MACHO PPR ALFATHERM 63X2	25.03
01660501075075	CASQUILHO MACHO PPR ALFATHERM 75X21/2	42.11
01660501090090	CASQUILHO MACHO PPR ALFATHERM 90X3	143.26

**CASTELOS P/VALVULAS****CASTELOS P/PASSADORES PPR ALFATHERM**

01661001020	CASTELO P/VALV.CORTE PPR ALFATHERM 1/2	7.08
01661001025	CASTELO P/VALV.CORTE PPR ALFATHERM 3/4	8.56

**CORPOS DE VALVULAS P****CORPOS DE PASSADOR PPR ALFATHERM**

01660901020020	CAIXA P/VALV.CORTE PPR ALFATHERM 20X1/2	3.55
01660901020025	CAIXA P/VALV.CORTE PPR ALFATHERM 20X3/4	2.82
01660901025025	CAIXA P/VALV.CORTE PPR ALFATHERM 25X3/4	4.28

**JOELHOS PPR ALFATHER****JOELHO C/PATER PPR ALFATHERM**

01660205020	JOELHO C/PATER .PPR ALFATHERM 20X1/2	2.80
01660205025	JOELHO C/PATER .PPR ALFATHERM 25X1/2	3.27

**JOELHOS A 45° F/F PPR ALFATHERM**

01660202020	JOELHO A 45.F/F PPR ALFATHERM 20	0.40
01660202025	JOELHO A 45.F/F PPR ALFATHERM 25	0.51
01660202032	JOELHO A 45.F/F PPR ALFATHERM 32	0.72
01660202040	JOELHO A 45.F/F PPR ALFATHERM 40	2.21
01660202050	JOELHO A 45.F/F PPR ALFATHERM 50	3.15
01660202063	JOELHO A 45.F/F PPR ALFATHERM 63	4.73



01660202075	JOELHO A 45.F/F PPR ALFATHERM 75	5.72
01660202090	JOELHO A 45.F/F PPR ALFATHERM 90	12.27

**JOELHOS A 90° F/F PPR ALFATHERM**

01660201020	JOELHO A 90.F/F PPR ALFATHERM 20	0.26
01660201025	JOELHO A 90.F/F PPR ALFATHERM 25	0.33
01660201032	JOELHO A 90.F/F PPR ALFATHERM 32	0.51
01660201040	JOELHO A 90.F/F PPR ALFATHERM 40	1.11
01660201050	JOELHO A 90.F/F PPR ALFATHERM 50	3.00
01660201063	JOELHO A 90.F/F PPR ALFATHERM 63	3.54
01660201075	JOELHO A 90.F/F PPR ALFATHERM 75	9.05
01660201090	JOELHO A 90.F/F PPR ALFATHERM 90	16.80

**JOELHOS C/ROSCA FEMEA PPR ALFATHERM**

01660203020020	JOELHO C/ROSCA FEM.PPR ALFATHERM 20X1/2	1.63
01660203020025	JOELHO C/ROSCA FEM.PPR ALFATHERM 20X3/4	2.40
01660203025020	JOELHO C/ROSCA FEM.PPR ALFATHERM 25X1/2	1.71
01660203025025	JOELHO C/ROSCA FEM.PPR ALFATHERM 25X3/4	2.57
01660203032025	JOELHO C/ROSCA FEM.PPR ALFATHERM 32X3/4	3.42
01660203032032	JOELHO C/ROSCA FEM.PPR ALFATHERM 32X1	5.13
01660203040032	JOELHO C/ROSCA FEM.PPR ALFATHERM 40X1	8.56

**JOELHOS C/ROSCA MACHO PPR ALFATHERM**

01660204020020	JOELHO C/ROSCA MA.PPR ALFATHERM 20X1/2	2.14
01660204025020	JOELHO C/ROSCA MA.PPR ALFATHERM 25X1/2	2.47
01660204025025	JOELHO C/ROSCA MA.PPR ALFATHERM 25X3/4	3.11
01660204032032	JOELHO C/ROSCA MA.PPR ALFATHERM 32X1	7.49
01660204040032	JOELHO C/ROSCA MA.PPR ALFATHERM 40X1	11.98

**JUNCOES PPR ALFATHERM****JUNÇOS F/F PPR ALFATHERM**

01660701020	JUNCAO F/F PPR ALFATHERM 20	1.72
01660701025	JUNCAO F/F PPR ALFATHERM 25	2.05
01660701032	JUNCAO F/F PPR ALFATHERM 32	2.57
01660701040	JUNCAO F/F PPR ALFATHERM 40	3.41
01660701050	JUNCAO F/F PPR ALFATHERM 50	3.61
01660701063	JUNCAO F/F PPR ALFATHERM 63	7.10
01660701090	JUNCAO F/F PPR ALFATHERM 90	SobConsulta

**JUNÇOS M/F NIQUELADA PPR ALFATHERM**

01660702025020	JUNCAO M/F PPR ALFATHERM 3/4X1/2	3.64
01660702032025	JUNCAO M/F PPR ALFATHERM 1X3/4	4.50
01660702040032	JUNCAO M/F PPR ALFATHERM 11/4X1	3.82

**MAQUINAS & FERRAMENT****MATRIZES PPR**

01663005110	MATRIZ PPR ALFATHERM 110	256.00
-------------	--------------------------	--------

**REPARADORES DE FUROS PPR**

0166301007	REPARADOR DE FUROS PPR ALFATHERM 7	54.44
------------	------------------------------------	-------

**TACOS PPR ALFATHERM****TACOS C/PUNHO PPR ALFATHERM**

01660602020	TACO C/PUNHO PPR ALFATHERM 1/2	0.47
-------------	--------------------------------	------

**TACOS FEMEA PPR ALFATHERM**

01660601020	TACO FEMEO PPR ALFATHERM 20	0.31
01660601025	TACO FEMEO PPR ALFATHERM 25	0.39
01660601032	TACO FEMEO PPR ALFATHERM 32	0.54
01660601040	TACO FEMEO PPR ALFATHERM 40	0.78
01660601050	TACO FEMEO PPR ALFATHERM 50	1.03
01660601063	TACO FEMEO PPR ALFATHERM 63	2.18
01660601075	TACO FEMEO PPR ALFATHERM 75	6.04
01660601090	TACO FEMEO PPR ALFATHERM 90	8.25

**TES PPR ALFATHERM****TES REDUÇÃO PPR ALFATHERM**

01660402025020020	TE REDUCAO PPR ALFATHERM 25X20X20	0.51
01660402025020025	TE REDUCAO PPR ALFATHERM 25X20X25	0.51
01660402032020032	TE REDUCAO PPR ALFATHERM 32X20X32	0.86
01660402032025032	TE REDUCAO PPR ALFATHERM 32X25X32	0.86
01660402040020040	TE REDUCAO PPR ALFATHERM 40X20X40	3.54
01660402040025040	TE REDUCAO PPR ALFATHERM 40X25X40	2.28
01660402040032040	TE REDUCAO PPR ALFATHERM 40X32X40	1.96
01660402050025050	TE REDUCAO PPR ALFATHERM 50X25X50	4.55
01660402050032050	TE REDUCAO PPR ALFATHERM 50X32X50	3.33
01660402050040050	TE REDUCAO PPR ALFATHERM 50X40X50	3.33
01660402063032063	TE REDUCAO PPR ALFATHERM 63X32X63	5.97
01660402063040063	TE REDUCAO PPR ALFATHERM 63X40X63	4.84
01660402063050063	TE REDUCAO PPR ALFATHERM 63X50X63	4.84
01660402075032075	TE REDUCAO PPR ALFATHERM 75X32X75	5.28
01660402075040075	TE REDUCAO PPR ALFATHERM 75X40X75	5.88
01660402075050075	TE REDUCAO PPR ALFATHERM 75X50X75	6.47
01660402075063075	TE REDUCAO PPR ALFATHERM 75X63X75	7.77
01660402090040090	TE REDUCAO PPR ALFATHERM 90X40X90	8.48
01660402090050090	TE REDUCAO PPR ALFATHERM 90X50X90	11.10
01660402090063090	TE REDUCAO PPR ALFATHERM 90X63X90	12.14
01660402090075090	TE REDUCAO PPR ALFATHERM 90X75X90	13.73

**TES ROSCAD.AO CENTRO FEMEA PPR ALFATHERM**

01660403020020	TE ROSCAD.AO CENTRO F.PPR ALFATHERM 20X1/2	2.43
01660403025020	TE ROSCAD.AO CENTRO F.PPR ALFATHERM 25X1/2	2.54
01660403025025	TE ROSCAD.AO CENTRO F.PPR ALFATHERM 25X3/4	3.17
01660403032025	TE ROSCAD.AO CENTRO F.PPR ALFATHERM 32X3/4	4.67
01660403032032	TE ROSCAD.AO CENTRO F.PPR ALFATHERM 32X1	7.00

**TES ROSCAD.AO CENTRO MACHO PPR ALFATHERM**

01660404020020	TE ROSCAD.AO CENTRO M.PPR ALFATHERM 20X1/2	2.43
01660404025025	TE ROSCAD.AO CENTRO M.PPR ALFATHERM 25X3/4	3.60
01660404032032	TE ROSCAD.AO CENTRO M.PPR ALFATHERM 32X1	7.49

**TES SIMPLES PPR ALFATHERM**

01660401020	TE SIMPLES PPR ALFATHERM 20	0.30
01660401025	TE SIMPLES PPR ALFATHERM 25	0.40
01660401032	TE SIMPLES PPR ALFATHERM 32	0.59
01660401040	TE SIMPLES PPR ALFATHERM 40	1.52
01660401050	TE SIMPLES PPR ALFATHERM 50	3.13
01660401063	TE SIMPLES PPR ALFATHERM 63	4.04
01660401075	TE SIMPLES PPR ALFATHERM 75	10.10
01660401090	TE SIMPLES PPR ALFATHERM 90	20.11

**TUBOS PPR ALFATHER****TUBOS PPR ALFATHERM PN10**

01660100032	TUBO PPR ALFATHERM PN12.5 SDR11 32X2.9	1.64
-------------	--	------

**TUBOS PPR ALFATHERM PN20**

0166010120	TUBO PPR ALFATHERM PN20 SDR6 20X3.4	1.10
0166010125	TUBO PPR ALFATHERM PN20 SDR6 25X4.2	1.69
0166010132	TUBO PPR ALFATHERM PN20 SDR6 32X5.4	2.76
0166010140	TUBO PPR ALFATHERM PN20 SDR6 40X6.7	4.27
0166010150	TUBO PPR ALFATHERM PN20 SDR6 50X8.3	6.63
0166010163	TUBO PPR ALFATHERM PN20 SDR6 63X10.5	10.52
0166010175	TUBO PPR ALFATHERM PN20 SDR6 75X12.5	14.90
0166010190	TUBO PPR ALFATHERM PN20 SDR6 90X15	21.41
016601019110	TUBO PPR ALFATHERM PN20 SDR6 110X18.3	31.95

**UNIOES PPR ALFATHERM****UNIOES REDUÇÃO F/F PPR ALFATHERM**

01660302025020	UNIAO REDUCAO PPR ALFATHERM 25X20	0.27
01660302032020	UNIAO REDUCAO PPR ALFATHERM 32X20	0.32
01660302032025	UNIAO REDUCAO PPR ALFATHERM 32X25	0.34



01660302040020	UNIAO REDUCAO PPR ALFATHERM 40X20	0.65
01660302040025	UNIAO REDUCAO PPR ALFATHERM 40X25	0.65
01660302040032	UNIAO REDUCAO PPR ALFATHERM 40X32	0.74
01660302050032	UNIAO REDUCAO PPR ALFATHERM 50X32	1.43
01660302050040	UNIAO REDUCAO PPR ALFATHERM 50X40	1.43
01660302063032	UNIAO REDUCAO PPR ALFATHERM 63X32	2.40
01660302063040	UNIAO REDUCAO PPR ALFATHERM 63X40	2.40
01660302063050	UNIAO REDUCAO PPR ALFATHERM 63X50	2.40
01660302075040	UNIAO REDUCAO M/F PPR ALFATHERM 75X40	4.49
01660302075050	UNIAO REDUCAO M/F PPR ALFATHERM 75X50	4.49
01660302075063	UNIAO REDUCAO M/F PPR ALFATHERM 75X63	4.49
01660302090050	UNIAO REDUCAO M/F PPR ALFATHERM 90X50	5.17
01660302090063	UNIAO REDUCAO M/F PPR ALFATHERM 90X63	16.25
01660302090075	UNIAO REDUCAO M/F PPR ALFATHERM 90X75	16.25

**UNIOES SIMPLES CRUZAMENTO PPR ALFATHERM**

01660303020	UNIAO CRUZAMENTO PPR ALFATHERM 20	0.93
01660303025	UNIAO CRUZAMENTO PPR ALFATHERM 25	1.47
01660303032	UNIAO CRUZAMENTO PPR ALFATHERM 32	1.86

**UNIOES SIMPLES F/F PPR ALFATHERM**

01660301020	UNIAO SIMPLES PPR ALFATHERM 20	0.20
01660301025	UNIAO SIMPLES PPR ALFATHERM 25	0.26
01660301032	UNIAO SIMPLES PPR ALFATHERM 32	0.36
01660301040	UNIAO SIMPLES PPR ALFATHERM 40	0.51
01660301050	UNIAO SIMPLES PPR ALFATHERM 50	1.11
01660301063	UNIAO SIMPLES PPR ALFATHERM 63	1.92
01660301075	UNIAO SIMPLES PPR ALFATHERM 75	6.22
01660301090	UNIAO SIMPLES PPR ALFATHERM 90	10.13

**VALVULAS PPR ALFATHERM****PASSADORES COMANDO OCULTO PPR ALFATHERM**

01660801020	VALVULA CORTE COMPLETA PPR ALFATHERM 20	10.62
01660801025	VALVULA CORTE COMPLETA PPR ALFATHERM 25	12.83
01660801032	VALVULA CORTE COMPLETA PPR ALFATHERM 32	18.38

**VALVULAS ESFERA PPR ALFATHERM**

01660803020	VALVULA ESFERA PPR ALFATHERM 20	6.53
01660803025	VALVULA ESFERA PPR ALFATHERM 25	8.17
01660803032	VALVULA ESFERA PPR ALFATHERM 32	10.21
01660803040	VALVULA ESFERA PPR ALFATHERM 40	21.23
01660803050	VALVULA ESFERA PPR ALFATHERM 50	29.40
01660803063	VALVULA ESFERA PPR ALFATHERM 63	49.00
01660803075	VALVULA ESFERA PPR ALFATHERM 75	81.67
01660803090	VALVULA ESFERA PPR ALFATHERM 90	122.50
01660803110	VALVULA ESFERA PPR ALFATHERM 110	212.33
01660803125	VALVULA ESFERA PPR ALFATHERM 125	326.67

**TUBOS / ACESSORIOS PPR- HELISYSTEM****JOELHOS PPR HELISYST****JOELHO C/PATER PPR HELISYSTEM**

01670205020020	JOELHO C/PATER PPR VERDE 20X1/2	1.06
01670205025020	JOELHO C/PATER PPR VERDE 25X1/2	SobConsulta
01670205025025	JOELHO C/PATER PPR VERDE 25X3/4	2.40

**JOELHOS A 45° F/F PPR HELISYSTEM**

01670202020	JOELHO A 45.PPR VERDE 20	SobConsulta
-------------	--------------------------	-------------

**JOELHOS A 90° F/F PPR HELISYSTEM**

01670201020	JOELHO A 90.PPR VERDE 20	SobConsulta
01670201025	JOELHO A 90.PPR HELISYSTEM 25	0.39

**JOELHOS C/ROSCA FEMEA PPR HELISYSTEM**

01670203025020	JOELHO C/ROSCA FEM.PPR HELISYSTEM 25X1/2	3.30
01670203032032	JOELHO C/ROSCA FEM.PPR HELISYSTEM 32X1	9.72

**JUNCOES PPR HELISYST**

+351 244 800 160  
+351 244 802 323



geral@canalcentro.pt  
info@canalcentro.pt



R. do Bailadouro s/nº,  
2410-211 Pousos



**JUNÇÕES F/F PPR PERFILPPR**

01670701032	JUNCAO SIMPLES PPR VERDE 32	2.76
-------------	-----------------------------	------

**TAMPOES PPR HELISYST****TAMPAO FINAL FEMEA PPR HELISYSTEM**

01670601020	TAMPAO PPR VERDE 20	SobConsulta
01670601025	TAMPAO PPR VERDE 25	SobConsulta

**TES PPR HELISYSTEM****TES SIMPLES PPR HELISYSTEM**

01670401025	TE SIMPLES PPR VERDE 25	0.26
-------------	-------------------------	------

**UNIOES PPR HELISYSSTE****UNIOES C/ROSCA MACHO PPR HELISYSTEM**

01670304025025	UNIAO C/ROSCA MACHO PPR HELISYST.25X3/4	SobConsulta
----------------	---	-------------

**UNIOES REDUÇÃO F/F PPR HELISYSTEM**

01670302032020	UNIAO REDUCAO PPR VERDE 32X20	SobConsulta
----------------	-------------------------------	-------------

**UNIOES SIMPLES F/F PPR HELISYSTEM**

01670301025	UNIAO SIMPLES PPR VERDE 25	SobConsulta
-------------	----------------------------	-------------

**TUBOS / ACESSORIOS PVC ESGOTO****AROS ROSCADOS P/PVC****AROS PVC**

01031101090	ARO PVC ROSCADO 90	0.54
01031101110	ARO PVC ROSCADO 110	0.70
01031101125	ARO PVC ROSCADO 125	0.77

**AROS ROSCADOS PVC P/TUBOS**

01031102090	ARO ROSCADO P/TUBO 090	0.38
01031102110	ARO ROSCADO P/TUBO 110	0.82

**AUMENTOS PVC P/ESGOT****AUMENTOS EXTERIORES PVC DIN**

01030702032040	AUMENTO EXT.PVC DIN 32X40	0.55
01030702032050	AUMENTO EXT.PVC DIN 32X50	0.69
01030702040050	AUMENTO EXT.PVC DIN 40X50	0.56
01030702040075	AUMENTO EXT.PVC DIN 40X75	1.17
01030702040090	AUMENTO EXT.PVC DIN 40X90	1.20
01030702050075	AUMENTO EXT.PVC DIN 50X75	1.20
01030702050090	AUMENTO EXT.PVC DIN 50X90	1.27
01030702075090	AUMENTO EXT.PVC DIN 75X90	1.47
01030702075110	AUMENTO EXT.PVC DIN 75X110	1.52
01030702075125	AUMENTO EXT.PVC DIN 75X125	2.68
01030702090110	AUMENTO EXT.PVC DIN 90X110	1.80
01030702090125	AUMENTO EXT.PVC DIN 90X125	1.95
01030702110125	AUMENTO EXT.PVC DIN 110X125	2.18
01030702110140	AUMENTO EXT.PVC DIN 110X140	13.97
01030702110160	AUMENTO EXT.PVC DIN 110X160	12.75
01030702125140	AUMENTO EXT.PVC DIN 125X140	12.64
01030702125160	AUMENTO EXT.PVC DIN 125X160	8.43
01030702125200	AUMENTO EXT.PVC DIN 125X200	18.15
01030702125250	AUMENTO EXT.PVC DIN 125X250	16.80
01030702140160	AUMENTO EXT.PVC DIN 140X160	24.12
01030702140200	AUMENTO EXT.PVC DIN 140X200	47.37
01030702160200	AUMENTO EXT.PVC DIN 160X200	16.80
01030702160250	AUMENTO EXT.PVC DIN 160X250	47.37
01030702160315	AUMENTO EXT.PVC DIN 160X315	67.75
01030702200250	AUMENTO EXT.PVC DIN 200X250	47.37
01030702200315	AUMENTO EXT.PVC DIN 200X315	67.75
01030702250315	AUMENTO EXT.PVC DIN 250X315	75.27
01030702315400	AUMENTO EXT.PVC DIN 315X400	87.52

**AUMENTOS INTERIORES PVC DIN**

01030701032075	AUMENTO INT.PVC DIN 32X75	0.55
----------------	---------------------------	------



01030701032110	AUMENTO INT.PVC DIN 32X110	1.47
01030701040075	AUMENTO INT.PVC DIN 40X75	0.99
01030701050125	AUMENTO INT.PVC DIN 50X125	2.04
<b>REDUÇÕES CENTRADAS PVC DIN</b>		
01030703040032	REDUÇÃO CENTRADA PVC DIN 40X32	0.67
01030703050040	REDUÇÃO CENTRADA PVC DIN 50X40	0.77
<b>CAIXAS SIFONA.P/PVC</b>		
<b>CAIXAS SIFONADAS CURTAS EM PVC</b>		
01031003003	CAIXA SIF.F.CURTA 125X40X50X120	9.61
01031003006	CAIXA SIF.F.CURTA 125X40X75X120	10.78
01031003007	CAIXA SIF.F.CURTA 125X40X75X140	11.02
<b>CAIXAS SIFONADAS LONGAS EM PVC</b>		
01031004003	CAIXA SIF.F.LONGO 125X40X50X140	9.84
<b>CAIXAS SIFONADAS PAVIMENTO PVC</b>		
0103100101	SIFAO PAV.PVC UNIVER.125X40X50	6.84
0103100102	SIFAO PAV.PVC UNIVER.125X40X75	7.76
0103100103	SIFAO PAV.PVC UNIVER.125X50X75	8.45
0103100104	SIFAO PAV.PVC ORIENT.90X1X1	4.24
0103100105	SIFAO PAV.PVC ORIENT.90X2X1	4.65
0103100106	SIFAO PAV.PVC ORIENT.90X3X1	5.05
0103100107	SIFAO PAV.PVC 90X40X50X80 3 ENT.	3.08
0103100108	SIFAO PAV.PVC 90X40X50X100 3 ENT.	3.14
0103100109	SIFAO PAV.PVC 110X40X50X80 3 ENT.	2.92
0103100110	SIFAO PAV.PVC 110X40X50X115 3 ENT.	3.25
0103100111	SIFAO PAV.PVC 90X40X50X80 1 ENT.	2.68
0103100112	SIFAO PAV.PVC 90X40X50X100 1 ENT.	2.50
0103100113	SIFAO PAV.PVC C/1 SAIDA 90X40	2.05
0103100114	SIFAO PVC PIA TURCA 90	8.00
<b>CURVAS 90. SINFONAGEM PVC</b>		
01031002040	CURVA PVC 90. SINFONAGEM 40	0.63
01031002050	CURVA PVC 90. SINFONAGEM 50	0.65
<b>LAMINAS PARA CAIXAS SIFONADAS</b>		
01031005125	LAMINA PARA CAIXA SIFONAGEM 125 PLIMAT	0.40
<b>CANHOES P/ESGOTO</b>		
<b>CANHOES P/SANITA PVC DIN</b>		
01030801090	CANHAO DTO P/SANITA PVC DIN 90	1.63
<b>CURVAS EM PVC P/ESG</b>		
<b>CURVAS PVC DIN 45.</b>		
01030301032	CURVA PVC DIN 45. 32	0.54
01030301040	CURVA PVC DIN 45. 40	0.66
01030301050	CURVA PVC DIN 45. 50	0.98
01030301063	CURVA PVC DIN 45. 63	1.35
01030301075	CURVA PVC DIN 45. 75	1.65
01030301090	CURVA PVC DIN 45. 90	1.95
01030301110	CURVA PVC DIN 45. 110	2.31
01030301125	CURVA PVC DIN 45. 125	2.95
01030301140	CURVA PVC DIN 45. 140	22.50
01030301160	CURVA PVC DIN 45. 160	12.70
01030301200	CURVA PVC DIN 45. 200	23.06
01030301250	CURVA PVC DIN 45. 250	110.40
01030301315	CURVA PVC DIN 45. 315	158.96
01030301400	CURVA PVC DIN 45. 400	410.44
<b>CURVAS PVC DIN 90.</b>		
0103030202	CURVA RED.PVC DIN 90. 32X40	0.59
01030302032	CURVA PVC DIN 90. 32	0.58
01030302040	CURVA PVC DIN 90. 40	0.65
01030302050	CURVA PVC DIN 90. 50	1.10
01030302063	CURVA PVC DIN 90. 63	1.44





01030302075	CURVA PVC DIN 90. 75	1.80
01030302090	CURVA PVC DIN 90. 90	1.82
01030302110	CURVA PVC DIN 90. 110	2.45
01030302125	CURVA PVC DIN 90. 125	3.26
01030302140	CURVA PVC DIN 90. 140	17.73
01030302160	CURVA PVC DIN 90. 160	12.70
01030302200	CURVA PVC DIN 90. 200	23.06
01030302250	CURVA PVC DIN 90. 250	110.40
01030302315	CURVA PVC DIN 90. 315	186.05
01030302400	CURVA PVC DIN 90. 400	701.49
<b>CURVAS PVC RECTANGULAR</b>		
0103030501	CURVA PVC RECT.FRONTAL 80X40 I	6.29
0103030502	CURVA PVC RECT.LATERAL 80X40 IL	7.41
<b>CURVAS PVC SANITA</b>		
01030306090	CURVA PVC SANITA 90/90	2.75
<b>CURVAS PVC UNI 45.</b>		
01030303032	CURVA PVC UNI 45. 32	0.42
01030303040	CURVA PVC UNI 45. 40	0.54
01030303050	CURVA PVC UNI 45. 50	0.98
01030303063	CURVA PVC UNI 45. 63	1.35
01030303075	CURVA PVC UNI 45. 75	1.50
01030303090	CURVA PVC UNI 45. 90	1.70
01030303110	CURVA PVC UNI 45. 110	2.31
01030303125	CURVA PVC UNI 45. 125	2.75
<b>CURVAS PVC UNI 90.</b>		
01030304032	CURVA PVC UNI 90. 32	0.43
01030304040	CURVA PVC UNI 90. 40	0.55
01030304050	CURVA PVC UNI 90. 50	0.98
01030304063	CURVA PVC UNI 90. 63	1.44
01030304075	CURVA PVC UNI 90. 75	1.50
01030304090	CURVA PVC UNI 90. 90	1.82
01030304110	CURVA PVC UNI 90. 110	2.30
01030304125	CURVA PVC UNI 90. 125	2.83
<b>CURVAS PVC UNI 90.F/F</b>		
01030308032	CURVA PVC UNI 90. 32 F/F	0.42
<b>ENXERTOS</b>		
<b>ENXERTOS EXTERIORES</b>		
0103140101	ENXERTO EXTERIOR 125X110X40	1.09
0103140102	ENXERTO EXTERIOR 125X110X50	1.14
<b>FORQ. E CLIPS PVC</b>		
<b>FORQUILHAS DUPLAS PVC DIN 45.</b>		
01030403090	FORQUILHA DUPLA PVC DIN 45. 90	17.40
01030403110	FORQUILHA DUPLA PVC DIN 45. 110	22.50
01030403125	FORQUILHA DUPLA PVC DIN 45. 125	29.56
01030403160	FORQUILHA DUPLA PVC DIN 45. 160	37.66
<b>FORQUILHAS DUPLAS REDUCAO PVC DIN 45.</b>		
01030404090040	FORQ.DUP.RED.PVC DIN 45. 90X40X50	12.95
01030404090050	FORQ.DUP.RED.PVC DIN 45. 90X50X50	12.95
01030404090075	FORQ.DUP.RED.PVC DIN 45. 90X75X75	12.95
01030404110050	FORQ.DUP.RED.PVC DIN 45. 110X50X50M	28.95
01030404110075	FORQ.DUP.RED.PVC DIN 45. 110X75X75	17.45
01030404110090	FORQ.DUP.RED.PVC DIN 45. 110X90X90	17.45
01030404125075	FORQ.DUP.RED.PVC DIN 45. 125X75X75M	37.17
01030404125090	FORQ.DUP.RED.PVC DIN 45. 125X90X90M	37.71
<b>FORQUILHAS SIMP.REDUCAO PVC DIN 45.</b>		
01030402075040	FORQ.SIMP.RED.PVC DIN 45. 75X40	5.55
01030402075050	FORQ.SIMP.RED.PVC DIN 45. 75X50	5.55
01030402090040	FORQ.SIMP.RED.PVC DIN 45. 90X40	5.74



01030402090050	FORQ.SIMP.RED.PVC DIN 45. 90X50	5.91
01030402090075	FORQ.SIMP.RED.PVC DIN 45. 90X75	6.75
01030402110040	FORQ.SIMP.RED.PVC DIN 45. 110X40	7.51
01030402110050	FORQ.SIMP.RED.PVC DIN 45. 110X50	7.63
01030402110075	FORQ.SIMP.RED.PVC DIN 45. 110X75	7.75
01030402110090	FORQ.SIMP.RED.PVC DIN 45. 110X90	8.17
01030402125075	FORQ.SIMP.RED.PVC DIN 45. 125X75	8.79
01030402125090	FORQ.SIMP.RED.PVC DIN 45. 125X90	9.68
01030402125110	FORQ.SIMP.RED.PVC DIN 45. 125X110	10.04
01030402140110	FORQ.SIMP.RED.PVC DIN 45. 140X110	27.39
01030402140125	FORQ.SIMP.RED.PVC DIN 45. 140X125	27.39
01030402160110	FORQ.SIMP.RED.PVC DIN 45. 160X110	34.63
01030402160125	FORQ.SIMP.RED.PVC DIN 45. 160X125	26.42
01030402160140	FORQ.SIMP.RED.PVC DIN 45. 160X140	27.46
01030402200110	FORQ.SIMP.RED.PVC DIN 45. 200X110	19.21
01030402200125	FORQ.SIMP.RED.PVC DIN 45. 200X125	19.21
01030402200140	FORQ.SIMP.RED.PVC DIN 45. 200X140	32.39
01030402200160	FORQ.SIMP.RED.PVC DIN 45. 200X160	32.39
01030402250125	FORQ.SIMP.RED.PVC DIN 45. 250X125	107.55
01030402250160	FORQ.SIMP.RED.PVC DIN 45. 250X160	119.47
01030402315200	FORQ.SIMP.RED.PVC DIN 45. 315X200	286.95

**FORQUILHAS SIMPLES PVC DIN 45.**

01030401032	FORQ.SIMPLES PVC DIN 45. 32	1.02
01030401040	FORQ.SIMPLES PVC DIN 45. 40	1.17
01030401050	FORQ.SIMPLES PVC DIN 45. 50	1.67
01030401063	FORQ.SIMPLES PVC DIN 45. 63	2.30
01030401075	FORQ.SIMPLES PVC DIN 45. 75	2.36
01030401090	FORQ.SIMPLES PVC DIN 45. 90	4.25
01030401110	FORQ.SIMPLES PVC DIN 45. 110	4.79
01030401125	FORQ.SIMPLES PVC DIN 45. 125	5.81
01030401140	FORQ.SIMPLES PVC DIN 45. 140	30.43
01030401160	FORQ.SIMPLES PVC DIN 45. 160	21.61
01030401200	FORQ.SIMPLES PVC DIN 45. 200	32.39
01030401250	FORQ.SIMPLES PVC DIN 45. 250	169.02
01030401315	FORQ.SIMPLES PVC DIN 45. 315	400.88

**FORQUILHAS SIMPLES PVC UNI 45.**

01030406032	FORQ.SIMPLES PVC UNI 45. 32	0.92
01030406075	FORQ.SIMPLES PVC UNI 45. 75	2.36
01030406090	FORQ.SIMPLES PVC UNI 45. 090	3.90
01030406110	FORQ.SIMPLES PVC UNI 45. 110	4.79
01030406125	FORQ.SIMPLES PVC UNI 45. 125	5.81
01030406D160	FORQUILHA DUPLA PVC UNI 45.160	58.11

**ORING'S P/PVC****ORING'S P/PVC**

01031301032	ORING P/PVC 32	0.31
01031301040	ORING P/PVC 40	0.36
01031301050	ORING P/PVC 50	0.55
01031301063	ORING P/PVC 63	0.65
01031301075	ORING P/PVC 75	0.72
01031301090	ORING P/PVC 90	0.84
01031301110	ORING P/PVC 110	1.03
01031301125	ORING P/PVC 125	1.73
01031301140	ORING P/PVC 140	2.55
01031301160	ORING P/PVC 160	4.04
01031301200	ORING P/PVC 200	5.43
01031301250	ORING P/PVC 250	SobConsulta
01031301630	ORING P/PVC 630	SobConsulta

**PONTAS DE TUBO PVC****PONTAS TUBO PVC DIN 0,50MT**

+351 244 800 160  
+351 244 802 323



geral@canalcentro.pt  
info@canalcentro.pt



R. do Bailadouro s/nº,  
2410-211 Pousos

 **canalcentro**

01030201075	PONTA TUBO PVC DIN 0,50MT SB EN1329 75	4.08
01030201110	PONTA TUBO PVC DIN 0,50MT SB EN1329 110	11.55
<b>PONTAS TUBO PVC DIN 1 MT</b>		
01030202110	PONTA TUBO PVC DIN 1,00MT SB EN1329 110	9.15
01030202125	PONTA TUBO PVC DIN 1,00MT SB EN1329 125	11.92
<b>TAMPOES PVC P/ESGOT</b>		
<b>TAMPOES SIMPLES PVC DIN</b>		
01030901040	TAMPAO SIMPLES PVC DIN 40	0.29
01030901050	TAMPAO SIMPLES PVC DIN 50	0.45
01030901075	TAMPAO SIMPLES PVC DIN 75	3.50
01030901090	TAMPAO SIMPLES PVC DIN 90	4.22
01030901110	TAMPAO SIMPLES PVC DIN 110	4.50
01030901125	TAMPAO SIMPLES PVC DIN 125	5.69
<b>TAMPOES VISITA PVC DIN</b>		
01030902032	TAMPAO VISITA PVC DIN 32	1.63
01030902040	TAMPAO VISITA PVC DIN 40	1.63
01030902050	TAMPAO VISITA PVC DIN 50	2.10
01030902075	TAMPAO VISITA PVC DIN 75	4.50
01030902090	TAMPAO VISITA PVC DIN 90	5.55
01030902110	TAMPAO VISITA PVC DIN 110	5.65
01030902125	TAMPAO VISITA PVC DIN 125	7.46
01030902140	TAMPAO VISITA PVC DIN 140	27.80
01030902160	TAMPAO VISITA PVC DIN 160	27.80
01030902200	TAMPAO VISITA PVC DIN 200	32.19
01030902250	TAMPAO VISITA PVC DIN 250	121.43
01030902315	TAMPAO VISITA PVC DIN 315	184.34
<b>TES PVC P/ESGOTO</b>		
<b>TES C/BOCA LIMPEZA PVC DIN</b>		
01030505090	TE C/BOCA LIMPEZA PVC DIN 90	5.20
<b>TES DUPLOS PVC DIN 90.</b>		
01030503075	TE DUPLO PVC DIN 90. 75	16.00
01030503090	TE DUPLO PVC DIN 90. 90	28.33
01030503110	TE DUPLO PVC DIN 90. 110	17.03
01030503125	TE DUPLO PVC DIN 90. 125	34.38
<b>TES DUPLOS REDUCAO PVC DIN 90.</b>		
01030504090050	TE DUPLO RED.PVC DIN 90. 90X50	28.88
01030504110050	TE DUPLO RED.PVC DIN 90. 110X50	21.88
01030504110075	TE DUPLO RED.PVC DIN 90. 110X75	21.88
01030504110090	TE DUPLO RED.PVC DIN 90. 110X90	21.88
01030504125090	TE DUPLO RED.PVC DIN 90. 125X90	28.95
<b>TES SIMPLES PVC DIN 90.</b>		
01030501032	TE SIMPLES PVC DIN 90. 32	1.10
01030501040	TE SIMPLES PVC DIN 90. 40	1.59
01030501050	TE SIMPLES PVC DIN 90. 50	2.48
01030501063	TE SIMPLES PVC DIN 90. 63	15.97
01030501075	TE SIMPLES PVC DIN 90. 75	2.85
01030501090	TE SIMPLES PVC DIN 90. 90	3.00
01030501110	TE SIMPLES PVC DIN 90. 110	3.64
01030501125	TE SIMPLES PVC DIN 90. 125	4.81
01030501140	TE SIMPLES PVC DIN 90. 140	24.08
01030501160	TE SIMPLES PVC DIN 90. 160	19.21
01030501200	TE SIMPLES PVC DIN 90. 200	35.04
01030501250	TE SIMPLES PVC DIN 90. 250	168.04
01030501315	TE SIMPLES PVC DIN 90. 315	400.88
01030501400	TE SIMPLES PVC DIN 90. 400	645.40
01030501500	TE SIMPLES PVC DIN 90. 500	1090.9
<b>TES SIMPLES PVC UNI 90.</b>		
01030506075	TE SIMPLES PVC UNI 90. 75	2.85



01030506090	TE SIMPLES PVC UNI 90. 90	3.00
01030506110	TE SIMPLES PVC UNI 90. 110	3.64
01030506125	TE SIMPLES PVC UNI 90. 125	4.81

**TES SIMPLES REDUCAO PVC DIN 90.**

01030502040032	TE SIMPLES RED.PVC DIN 90. 40X32	9.47
01030502075040	TE SIMPLES RED.PVC DIN 90. 75X40	4.61
01030502075050	TE SIMPLES RED.PVC DIN 90. 75X50	4.61
01030502090040	TE SIMPLES RED.PVC DIN 90. 90X40	4.72
01030502090050	TE SIMPLES RED.PVC DIN 90. 90X50	5.00
01030502090075	TE SIMPLES RED.PVC DIN 90. 90X75	5.31
01030502110040	TE SIMPLES RED.PVC DIN 90. 110X40	5.31
01030502110050	TE SIMPLES RED.PVC DIN 90. 110X50	5.43
01030502110075	TE SIMPLES RED.PVC DIN 90. 110X75	7.73
01030502110090	TE SIMPLES RED.PVC DIN 90. 110X90	7.75
01030502125050	TE SIMPLES RED.PVC DIN 90. 125X50	19.16
01030502125075	TE SIMPLES RED.PVC DIN 90. 125X75	8.11
01030502125090	TE SIMPLES RED.PVC DIN 90. 125X90	8.20
01030502125110	TE SIMPLES RED.PVC DIN 90. 125X110	9.20
01030502140110	TE SIMPLES RED.PVC DIN 90. 140X110	20.57
01030502160125	TE SIMPLES RED.PVC DIN 90. 160X125	24.01
01030502200125	TE SIMPLES RED.PVC DIN 90. 200X125	32.39
01030502200160	TE SIMPLES RED.PVC DIN 90. 200X160	38.40

**TUBOS PVC P/ESGOTO****TUBOS ESGOTO DOMESTICO - SERIE B**

01030102032	TUBO PVC ESGOTO-SERIE B EN1329 DN32	1.97
01030102040	TUBO PVC ESGOTO-SERIE B EN1329 DN40	2.28
01030102050	TUBO PVC ESGOTO-SERIE B EN1329 DN50	2.90
01030102075	TUBO PVC ESGOTO-SERIE B EN1329 DN75	4.44
01030102090	TUBO PVC ESGOTO-SERIE B EN1329 DN90	5.36
01030102110	TUBO PVC ESGOTO-SERIE B EN1329 DN110	7.00
01030102125	TUBO PVC ESGOTO-SERIE B EN1329 DN125	7.95
01030102160	TUBO PVC ESGOTO-SERIE B EN1329 DN160	10.91
01030102200	TUBO PVC ESGOTO-SERIE B EN1329 DN200	16.65
01030102250	TUBO PVC ESGOTO-SERIE B EN1329 DN250	26.14
01030102315	TUBO PVC ESGOTO-SERIE B EN1329 DN315	41.68

**TUBOS PVC DIN 4KG (C/ANEL)**

01030101032	TUBO PVC DIN 4KG/32	1.26
01030101040	TUBO PVC DIN 4KG/40	1.29
01030101050	TUBO PVC DIN 4KG/50	1.60
01030101063	TUBO PVC DIN 4KG/63	2.07
01030101075	TUBO PVC DIN 4KG/75	2.45
01030101090	TUBO PVC DIN 4KG/90	3.04
01030101110	TUBO PVC DIN 4KG/110	4.42
01030101125	TUBO PVC DIN 4KG/125	5.68
01030101140	TUBO PVC DIN EN13476 4KG/140 ESTRUT.	6.98
01030101140C	TUBO PVC DIN EN1401 4KG/140 COMPACT.	8.74
01030101160	TUBO PVC DIN EN13476 4KG/160 ESTRUT.	8.54
01030101160C	TUBO PVC DIN EN1401 4KG/160 COMPACT.	11.40
01030101200	TUBO PVC DIN EN14376 4KG/200 ESTRUT.	12.81
01030101200C	TUBO PVC DIN EN1401 4KG/200 COMPACT.	17.12
01030101250	TUBO PVC DIN 4KG/250	24.76
01030101250C	TUBO PVC DIN EN1401 SN2/250 COMPACT.	26.74
01030101315	TUBO PVC DIN 4KG/315	39.51
01030101315C	TUBO PVC DIN EN1401 SN2/315 COMPACT.	42.68

**TUBOS PVC HIDRONIL P/ROSCAR**

01030106020	TUBO HIDRONIL 1/2	1.20
01030106025	TUBO HIDRONIL 3/4	1.72
01030106032	TUBO HIDRONIL 1	2.65
01030106040	TUBO HIDRONIL 1 1/4	3.82



01030106050	TUBO HIDRONIL 1 1/2	4.86
01030106063	TUBO HIDRONIL 2	7.18
01030106075	TUBO HIDRONIL 2 1/2	9.69
01030106090	TUBO HIDRONIL 3	11.95

**TUBOS PVC P/ESGOTO UNI 2,5KG (COLAR)**

01030103063	TUBO PVC UNI 2,5KG/63	1.91
01030103075	TUBO PVC UNI 2,5KG/75	2.13
01030103090	TUBO PVC UNI 2,5KG/90	2.64
01030103110	TUBO PVC UNI 2,5KG/110	3.45
01030103125	TUBO PVC UNI 2,5KG/125	4.46

**TUBOS PVC RECTANGULAR P/VENTILAÇÃO**

0103010501	TUBO PVC RECTANG.80X40	6.20
------------	------------------------	------

**UNIOES PVC P/ESGOTO****UNIOES PVC DIN**

01030601032	UNIAO PVC DIN 32	1.00
01030601040	UNIAO PVC DIN 40	1.13
01030601050	UNIAO PVC DIN 50	1.24
01030601063	UNIAO PVC DIN 63	2.18
01030601075	UNIAO PVC DIN 75	1.85
01030601090	UNIAO PVC DIN 90	2.15
01030601110	UNIAO PVC DIN 110	2.48
01030601125	UNIAO PVC DIN 125	3.17
01030601140	UNIAO PVC DIN 140	14.09
01030601160	UNIAO PVC DIN 160	17.89
01030601200	UNIAO PVC DIN 200	25.00
01030601250	UNIAO PVC DIN 250	53.19
01030601315	UNIAO PVC DIN 315	82.02
01030601400	UNIAO PVC DIN 400	411.45

**UNIOES PVC P/TUBO RECTANGULAR**

0103060201	UNIAO PVC P/TUBO RECTANG.75X80X40	4.96
------------	-----------------------------------	------

**TUBOS / ACESSORIOS SILENT-PP GEBERIT****ABRACADEIRAS SILENT-****ABRACADEIRAS SILENT-PP C/ISOLAM.C/ROSCA**

01581501040	390199261 ABRACAD.PP C/ISOL.40 M8/10	1.70
01581501050	390299261 ABRACAD.PP C/ISOL.50 M8/10	1.70
01581501075	390399261 ABRACAD.PP C/ISOL.75 M8/10	3.20
01581501090	390499261 ABRACAD.PP C/ISOL.90 M8/10	3.30
01581501110	390599261 ABRACAD.PP C/ISOL.110 M8/10	3.40
01581501125	390699261 ABRACAD.PP C/ISOL.125 M8/10	5.40
01581501160	390799261 ABRACAD.PP C/ISOL.160 M8/10	6.60

**ADAP.TRANSICAO SILEN****ADAP.TRANSIÇÃO SILENT-PP GEBERIT P/F.F.**


01581001040056	390295141 ADAP.TRANSICAO P F.F.DN 40-56	3.80
01581001056075	390395141 ADAP.TRANSICAO P F.F.DN 56-75	4.90
01581001090080	390495141 ADAP.TRANSICAO P F.F.DN 75-90	5.60

**BOCAS LIMPEZAS 90.SI****BOCAS LIMPEZA 90. SILENT-PP DE ABOCARDAR**

01581101050	390227141 BOCA LIMPEZA SILENT PP 50	12.90
01581101075	390327141 BOCA LIMPEZA SILENT PP 75	11.00
01581101090	390427141 BOCA LIMPEZA SILENT PP 90	15.00
01581101110	390527141 BOCA LIMPEZA SILENT PP 110	16.30
01581101125	390627141 BOCA LIMPEZA SILENT PP 125	36.20
01581101160	390727141 BOCA LIMPEZA SILENT PP 160	72.00

**CURVAS SILENT-PP GEB****CURVAS 15° SILENT-PP GEBERIT**

01580201110	390520141 CURVA 15.SILENT-PP 110	4.85
-------------	----------------------------------	------

**CURVAS 45° SILENT-PP GEBERIT**

01580203032	390022141 CURVA 45.SILENT-PP 32	1.70
01580203040	390122141 CURVA 45.SILENT-PP 40	1.50
01580203050	390222141 CURVA 45.SILENT-PP 50	1.90
01580203075	390322141 CURVA 45.SILENT-PP 75	3.60
01580203090	390422141 CURVA 45.SILENT-PP 90	4.70
01580203110	390522141 CURVA 45.SILENT-PP 110	4.70
01580203125	390622141 CURVA 45.SILENT-PP 125	10.70
01580203160	390722141 CURVA 45.SILENT-PP 160	17.20
<b>CURVAS 87,5° SILENT-PP GEBERIT</b>		
01580205032	390024141 CURVA 87.5.SILENT-PP 32	1.90
01580205040	390124141 CURVA 87.5.SILENT-PP 40	1.90
01580205050	390224141 CURVA 87.5.SILENT-PP 50	2.50
01580205075	390324141 CURVA 87.5.SILENT-PP 75	5.00
01580205090	390424141 CURVA 87.5.SILENT-PP 90	5.10
01580205110	390524141 CURVA 87.5.SILENT-PP 110	5.70
01580205125	390624141 CURVA 87.5.SILENT-PP 125	16.10
01580205160	390724141 CURVA 87.5.SILENT-PP 160	26.60
<b>CURVAS ABORCARD.C/RED.GEBERIT SILENT-PP</b>		
01580208040050	390225141 CURVA ABOR.RED.SILENT-PP 40/50	3.20
<b>CURVAS DESCARGA 87,5 SILENT-PP P/SANITA</b>		
01580209090	390493111 CURVA DESC.87,5 S-PP 90 SANI.B	20.00
<b>CURVAS ESG.GEBERIT SILENT-PP ABORCARDAR</b>		
01580207040	390183141 CURVA ESG.GEBERIT SILENT-PP 40	3.20
<b>FORQUILHAS SILENT-PP</b>		
<b>FORQ.C/ENTRAD.CURVA COMB.87.5 SILENT-PP</b>		
01580309110110050	390558141 FORQ.C/ENT.CURV.87, 110X110X50	52.80
<b>FORQ.PARALE.DUPLA 45° SILENT PP GEBERIT</b>		
01580307110	390557141 FOR.PARAL.DUP.45.SILENT PP 110	43.40
<b>FORQUILHAS 45° DUPLA SILENT-PP GEBERIT</b>		
01580305090050	390469141 FORQ.DUP.SILENT-PP45 90/50	20.90
01580305110050	390569141 FORQ.DUP.SILENT-PP45 110/50	21.70
<b>FORQUILHAS 45° SILENT-PP GEBERIT</b>		
01580301032032	390030141 FORQ.45.SILENT-PP 32/32	3.80
01580301040032	390130141 FORQ.45.SILENT-PP 40/32	3.90
01580301040040	390131141 FORQ.45.SILENT-PP 40/40	4.00
01580301050032	390230141 FORQ.45.SILENT-PP 50/32	4.80
01580301050040	390231141 FORQ.45.SILENT-PP 50/40	5.00
01580301050050	390232141 FORQ.45.SILENT-PP 50/50	4.50
01580301075040	390331141 FORQ.45.SILENT-PP 75/40	6.90
01580301075050	390332141 FORQ.45.SILENT-PP 75/50	6.30
01580301075075	390333141 FORQ.45.SILENT-PP 75/75	6.90
01580301090050	390432141 FORQ.45.SILENT-PP 90/50	10.40
01580301090075	390433141 FORQ.45.SILENT-PP 90/75	10.70
01580301090090	390434141 FORQ.45.SILENT-PP 90/90	10.50
01580301110040	390531141 FORQ.45.SILENT-PP 110/40	11.60
01580301110050	390532141 FORQ.45.SILENT-PP 110/50	11.30
01580301110075	390533141 FORQ.45.SILENT-PP 110/75	11.60
01580301110090	390534141 FORQ.45.SILENT-PP 110/90	11.40
01580301110110	390535141 FORQ.45.SILENT-PP 110/110	10.80
01580301125090	390634141 FORQ.45.SILENT-PP 125/90	25.30
01580301125110	390635141 FORQ.45.SILENT-PP 125/110	26.30
01580301125125	390636141 FORQ.45.SILENT-PP 125/125	39.70
01580301160110	390735141 FORQ.45.SILENT-PP 160/110	41.00
01580301160125	390736141 FORQ.45.SILENT-PP 160/125	68.00
01580301160160	390737141 FORQ.45.SILENT-PP 160/160	61.80
<b>FORQUILHAS 87,5° DUPLA SILENT-PP GEBERIT</b>		
01580304090050	390456141 FORQ.DUP.SILENT-PP45 90/50	48.80
01580304090090	390466141 FORQ.DUP.SILENT-PP87.5 90/90	47.10



01580304110075	390567141 FORQ.DUP SILENT-PP87.5 110/75	62.40
01580304110110	390566141 FORQ.DUP.SILENT-PP87.5 110/110	49.90
01580308125110	390665141 FORQ. 87,5 DUP.SIL.-PP 125/110	35.70

**FORQUILHAS 87,5° SILENT-PP GEBERIT**

01580302040040	390147141 FORQ.87,5.SILENT-PP 40/40	4.10
01580302050050	390248141 FORQ.87,5.SILENT-PP 50/50	5.00
01580302075050	390348141 FORQ.87,5.SILENT-PP 75/50	6.90
01580302075075	390349141 FORQ.87,5.SILENT-PP 75/75	6.90
01580302090050	390448141 FORQ.87,5.SILENT-PP 90/50	10.50
01580302090075	390449141 FORQ.87,5.SILENT-PP 90/75	10.70
01580302110040	390547141 FORQ.87,5.SILENT-PP 110/40	11.40
01580302110050	390548141 FORQ.87,5.SILENT-PP 110/50	11.40
01580302110075	390549141 FORQ.87,5.SILENT-PP 110/75	11.60
01580302110090	390554141 FORQ.87,5.SILENT-PP SW 110/90	11.60
01580302110110	390555141 FORQ.87,5.SILENT-PP 110/110	11.20
01580302125090	390650141 FORQ.87,5.SILENT-PP 125/90	26.80
01580302125110	390651141 FORQ.87,5.SILENT-PP 125/110	26.30
01580302125125	390652141 FORQ.87,5.SILENT-PP 125/125	39.70
01580302160110	390751141 FORQ.87,5.SILENT-PP 160/110	41.00
01580302160160	390753141 FORQ.87,5.SILENT-PP 160/160	61.80

**FORQUILHAS 87.5 (SWEPT ENTRY) ABOCARDAR**

01580303090090	390454141 FORQ.SILENT-PP 87.5 SW..90/90	11.00
----------------	---	-------

**FORQUILHAS CANTO 87,5° SILENT PP GEBERIT**

01580306110	390559141 FOR.CANT.87,5 SILEN.PP 110/110	51.80
-------------	--	-------

**ISOLAMENTOS GEBERIT****MANTA ISOL.PRE-CORT.S/CHUMB.B2 AUTO-ADES**

0158180402	356010001 MANTA ISOL.AUTO.ADESIVA	36.60
0158180403	356015001 MANTA ISOL.AUTO.ADESIVA	73.10
0158180404	356016001 MANTA ISOL.AUTO.ADESIVA	86.30
01581804075	356011001 MANTA ISOL.AUTO.ADESIVA 75	41.00
01581804090	356012001 MANTA ISOL.AUTO.ADESIVA 90	47.60
01581804110	356013001 MANTA ISOL.AUTO.ADESIVA 110	53.20
01581804125	356014001 MANTA ISOL.AUTO.ADESIVA 125	63.10

**JUNTAS DILATAÇÃO SIL****JUNTAS ABOCARDAR DUPLAS SILENT-PP**

01580601075	390318141 JUNTA DILATAÇÃO SILENT PP 75	6.80
01580601090	390418141 JUNTA DILATAÇÃO SILENT PP 90	10.20

**REDUÇÕES CONCENTRICA****REDUÇÕES CONCENTRICAS GEBERIT SILENT-PP**

015805014032	390179141 RED.CONCENTRI.SILENT-PP 40X32	2.90
015805015040	390278141 RED.CONCENTRI.SILENT-PP 50X40	2.80

**REDUÇÕES EXCENTRICAS****REDUÇÕES EXCENTRICAS CURTAS SILENT-PP**

01580402075050	390373141 RED.EXCENT.CURT.75/50 SILENTPP	3.70
01580402090050	390474141 RED.EXCENT.CURT.90/50 SILENTPP	5.10
01580402090075	390475141 RED.EXCENT.CURT.90/75 SILENTPP	7.70
01580402110050	390575141 RED.EXCENT.CURT.110/50 SILENTPP	5.20
01580402110075	390576141 RED.EXCENT.CURT.110/75 SILENTPP	5.70
01580402110090	390577141 RED.EXCENT.CURT.110/90 SILENTPP	6.60

**REDUÇÕES EXCENTRICAS SILENT-PP**

01580401050032	390279141 REDUCAO EXCENT.50/32 SILENTPP	4.30
01580401050040	390271141 REDUCAO EXCENT.50/40 SILENTPP	2.80
01580401075050	390372141 REDUCAO EXCENT.75/50 SILENTPP	3.70
01580401090040	390471141 REDUCAO ECENT.90/40 SILENTPP	5.00
01580401090050	390472141 REDUCAO EXCENT.90/50 SILENTPP	5.00
01580401090075	390473141 REDUCAO EXCENT.90/75 SILENTPP	5.00
01580401110040	390571141 REDUCAO EXCENT.110/40 SILENTPP	5.30
01580401110050	390572141 REDUCAO EXCENT.110/50 SILENTPP	5.10





01580401110075	390573141 REDUCAO EXCENT.110/75 SILENTPP	5.30
01580401110090	390574141 REDUCAO EXCENT.110/90 SILENTPP	5.80
01580401125110	390675141 REDUCAO EXCENT.125/110 SILENTP	9.70
01580401160110	390775141 REDUCAO EXCENT.160/110 SIL.PP	14.50
01580401160125	390776141 RED.EXCENT.160/125 SILENT-PP	18.70

**TAMPAOS SILENT-PP GE****TAMPOES SILENT-PP GEBERIT**

01580901050	390228141 TAMPAAO SILENT-PP 50	2.80
01580901075	390328141 TAMPAAO SILENT-PP 75	3.70
01580901090	390428141 TAMPAAO SILENT-PP 90	7.70
01580901110	390528141 TAMPAAO SILENT-PP 110	8.20
01580901125	390628141 TAMPAAO SILENT-PP 125	11.00
01580901160	390728141 TAMPAAO SILENT-PP 160	20.00

**TUBOS DESC.GEBERIT S****TUBOS DESC.GEBERIT SILENT-PP**

01581201110	390592111 TUBO DESC.SILENT-PP 110 P/SANT	20.40
-------------	--	-------

**TUBOS SILENT-PP GEBE****TUBOS C/1 PONTA ABOCARDAR SILENT-PP GEB.**

01580101032300	390007141 TUBO SILENT-PP C/1P.AB32 300	11.90
01580101040050	390102141 TUBO SILENT-PP C/1P.AB40 50	2.70
01580101040100	390104141 TUBO SILENT-PP C/1P.AB40 100	4.00
01580101040150	390105141 TUBO SILENT-PP C/1P.AB40 150	7.00
01580101040200	390106141 TUBO SILENT-PP C/1P.AB40 200	8.50
01580101040300	390107141 TUBO SILENT-PP C/1P.AB40 300	11.80
01580101050025	390201141 TUBO SILENT-PP C/1P.AB50 25	2.10
01580101050050	390202141 TUBO SILENT-PP C/1P.AB50 50	2.80
01580101050100	390204141 TUBO SILENT-PP C/1P.AB50 100	4.30
01580101050150	390205141 TUBO SILENT-PP C/1P.AB50 150	7.10
01580101050200	390206141 TUBO SILENT-PP C/1P.AB 50 200	9.20
01580101050300	390207141 TUBO SILENT-PP C/1P.AB 50 300	13.60
01580101075050	390302141 TUBO SILENT-PP C/1P.AB75 50	5.30
01580101075100	390304141 TUBO SILENT-PP C/1P.AB75 100	7.40
01580101075150	390305141 TUBO SILENT-PP C/1P.AB75 150	10.90
01580101075200	390306141 TUBO SILENT-PP C/1P.AB 75 200	14.20
01580101075300	390307141 TUBO SILENT-PP C/1P.AB 75 300	20.20
01580101090025	390401141 TUBO SILENT-PP C/1P.AB90 25	4.70
01580101090050	390402141 TUBO SILENT-PP C/1P.AB90 50	7.10
01580101090100	390404141 TUBO SILENT-PP C/1P.AB90 100	11.10
01580101090150	390405141 TUBO SILENT-PP C/1P.AB90 150	15.50
01580101090200	390406141 TUBO SILENT-PP C/1P.AB90 200	20.80
01580101090300	390407141 TUBO SILENT-PP C/1P.AB90 300	28.70
01580101110025	390501141 TUBO SILENT-PP C/1P.AB110 25	5.20
01580101110050	390502141 TUBO SILENT-PP C/1P.AB110 50	8.00
01580101110100	390504141 TUBO SILENT-PP C/1P.AB110 100	12.50
01580101110150	390505141 TUBO SILENT-PP C/1P.AB110 150	17.40
01580101110200	390506141 TUBO SILENT-PP C/1P.AB110 200	23.40
01580101110300	390507141 TUBO SILENT-PP C/1P.AB110 300	32.30
01580101125025	390601141 TUBO SILENT-PP C/1P.AB125 25	7.90
01580101125050	390602141 TUBO SILENT-PP C/1P.AB125 40	11.30
01580101125100	390604141 TUBO SILENT-PP C/1P.AB125 100	18.30
01580101125150	390605141 TUBO SILENT-PP C/1P.AB125 150	24.90
01580101125200	390606141 TUBO SILENT-PP C/1P.AB125 200	33.90
01580101125300	390607141 TUBO SILENT-PP C/1P.AB125 300	45.40
01580101160100	390704141 TUBO SILENT-PP C/1P.AB160 100	27.40
01580101160150	390705141 TUBO SILENT-PP C/1P.AB160 150	37.40
01580101160200	390706141 TUBO SILENT-PP C/1P.AB160 200	50.90
01580101160300	390707141 TUBO SILENT-PP C/1P.AB160 300	69.50

**TUBOS C/2 PONTA ABOCARDAR SILENT-PP GEB.**

01580102040100	390111141 TUBO SILENT-PP C/2P.AB40 100	5.50
----------------	--	------



01580102040150	390112141 TUBO SILENT-PP C/2P.AB40 150	9.00
01580102040200	390113141 TUBO SILENT-PP C/2P.AB40 200	10.30
01580102040300	390114141 TUBO SILENT-PP C/2P.AB40 300	16.00
01580102050050	390210141 TUBO SILENT-PP C/2P.AB50 50	4.60
01580102050150	390212141 TUBO SILENT-PP C/2P.AB50 150	9.30
01580102050200	390213141 TUBO SILENT-PP C/2P.AB50 200	11.40
01580102050300	390214141 TUBO SILENT-PP C/2P.AB50 300	17.60
01580102075050	390310141 TUBO SILENT-PP C/2P.AB75 50	7.50
01580102075100	390311141 TUBO SILENT-PP C/2P.AB75 100	9.20
01580102075150	390312141 TUBO SILENT-PP C/2P.AB75 150	13.50
01580102075200	390313141 TUBO SILENT-PP C/2P.AB75 200	17.10
01580102075300	390314141 TUBO SILENT-PP C/2P.AB75 300	24.90
01580102090050	390410141 TUBO SILENT-PP C/2P.AB90 50	9.20
01580102090100	390411141 TUBO SILENT-PP C/2P.AB90 100	12.70
01580102090150	390412141 TUBO SILENT-PP C/2P.AB90 150	18.80
01580102090200	390413141 TUBO SILENT-PP C/2P.AB90 200	23.70
01580102090300	390414141 TUBO SILENT-PP C/2P.AB90 300	34.20
01580102110100	390511141 TUBO SILENT-PP C/2P.AB110 100	15.30
01580102110200	390513141 TUBO SILENT-PP C/2P.AB110 200	28.60
01580102110300	390514141 TUBO SILENT-PP C/2P.AB110 300	41.10

**UNIOES SILENT-PP GEB****UNIOES ABOCARDAR C/BATSILENT-PP GEBERIT**

01580801032	390016141 UNIAO SILENT-PP 32	4.90
01580801040	390116141 UNIAO SILENT-PP 40	2.60
01580801050	390216141 UNIAO SILENT-PP 50	2.70
01580801075	390316141 UNIAO SILENT-PP 75	3.80
01580801090	390416141 UNIAO SILENT-PP 90	6.40
01580801110	390516141 UNIAO SILENT-PP 110	6.20
01580801125	390616141 UNIAO SILENT-PP 125	26.10
01580801160	390716141 UNIAO SILENT-PP 160	18.10

**UNIOES ABOCARDAR SILENT-PP GEBERIT**

01580802075	390317141 UNIAO ABOC.SILENT-PP 75	3.80
01580802090	390417141 UNIAO ABOC.SILENT-PP 90	6.20
01580802110	390517141 UNIAO ABOC.SILENT-PP 110	6.50

**TUBOS / ACESSORIOS SISTEMA PP-R VIS****CASQUILHOS SISTEMA P****CASQUILHOS C/UNIAO FEMEO SIST.TOP ST15**

01650505020020	V15 CASQ.C/UNIAO F.VISSEN 20X1/2 F	2.61
01650505025025	V15 CASQ.C/UNIAO F.VISSEN 25X3/4 F	3.35

**CASQUILHOS ROSCA FEMEA SIST.TOP ST13**

01650502020020	V13 CASQ.ROSC.F.VISSEN PP-R 20X1/2 F	1.59
01650502020025	V13 CASQ.ROSC.F.VISSEN PP-R 20X3/4 F	2.11
01650502025020	V13 CASQ.ROSC.F.VISSEN PP-R 25X1/2 F	1.74
01650502025025	V13 CASQ.ROSC.F.VISSEN PP-R 25X3/4 F	2.11
01650502032025	V13 CASQ.ROSC.F.VISSEN PP-R 32X3/4 F	2.36
01650502032032	V13 CASQ.ROSC.F.VISSEN PP-R 32X1 F	2.85
01650502040040	V13 CASQ.ROSC.F.VISSEN PP-R 40X11/4 F	14.21
01650502050050	V13 CASQ.ROSC.F.VISSEN PP-R 50X11/2 F	19.36
01650502063063	V13 CASQ.ROSC.F.VISSEN R 63X2 F	28.10

**CASQUILHOS ROSCA MACHO SIST.TOP ST11**

01650501020020	V11 CASQ.ROSC.M.VISSEN PP-R 20X1/2 M	1.50
01650501020025	V11 CASQ.ROSC.M.VISSENPP-R 20X3/4 M	2.48
01650501025020	V11 CASQ.ROSC.M.VISSEN PP-R 25X1/2 M	1.99
01650501025025	V11 CASQ.ROSC.M.VISSEN PP-R 25X3/4 M	2.48
01650501032025	V11 CASQ.ROSC.M.VISSEN PP-R 32X3/4 M	2.73
01650501032032	V11 CASQ.ROSC.M.VISSEN PP-R 32X1 M	3.72
01650501040040	V11 CASQ.ROSC.M.VISSEN PP-R 40X11/4 M	17.43
01650501050050	V11 CASQ.ROSC.M.VISSEN PP-R 50X11/2 M	21.28



01650501063063	V11 CASQ.ROSC.M.VISSEN PP-R 63X2 M	33.56
<b>JOELHOS SISTEMA PP-R</b>		
<b>JOELHOS 90. ROSC.FEM.C/PATER COPRAX K83</b>		
0165030802020	V83 JOELHO 90 ROSC.F.C/PATER VISS 20X1/2	1.74
01650308025020	V83 JOELHO 90 ROSC.F.C/PATER VISS 25X1/2	1.92
<b>JOELHOS A 45. SIST.TOP ST70</b>		
01650303020	V70 JOELHO A 45 VISSEN PP-R 20	0.28
01650303025	V70 JOELHO A 45 VISSEN PP-R 25	0.38
01650303032	V70 JOELHO A 45 VISSEN PP-R 32	0.57
01650303040	V70 JOELHO A 45 VISSEN PP-R 40	1.40
01650303050	V70 JOELHO A 45 VISSEN PP-R 50	2.33
01650303063	V70 JOELHO A 45 VISSEN PP-R 63	4.39
<b>JOELHOS A 90. ROSCA FEMEA SIST.TOP23</b>		
01650305020020	V23 JOELHO 90 ROSC.F.VISSEN 20X1/2F	1.74
01650305025020	V23 JOELHO 90 ROSC.F.VISSEN 25X1/2F	1.92
01650305025025	V23 JOELHO 90 ROSC.F.VISSEN 25X3/4F	2.23
01650305032025	V23 JOELHO 90 ROSC.F.VISSEN 32X3/4F	2.48
01650305032032	V23 JOELHO 90 ROSC.F.VISSEN 32X1F	2.98
<b>JOELHOS A 90. ROSCA MACHO SIST.TOP ST21</b>		
01650304020020	V21 JOELHO 90 ROSC.M.VISSEN 20X1/2M	1.92
01650304025025	V21 JOELHO 90 ROSC.M.VISSEN 25X3/4M	2.73
01650304032032	V21 JOELHO 90 ROSC.M.VISSEN 32X1M	4.65
<b>JOELHOS A 90. SISTEMA 20</b>		
01650301020	V20 JOELHO A 90 VISSEN PP-R 20	0.20
01650301025	V20 JOELHO A 90 VISSEN PP-R 25	0.33
01650301032	V20 JOELHO A 90 VISSEN PP-R 32	0.54
01650301040	V20 JOELHO A 90 VISSEN PP-R 40	1.40
01650301050	V20 JOELHO A 90 VISSEN PP-R 50	2.33
01650301063	V20 JOELHO A 90 VISSEN PP-R 63	4.39
01650301075	V20 JOELHO A 90 VISSEN PP-R 75	7.79
<b>JUNCOES SISTEMA PP-R</b>		
<b>JUNCOES (3 PEÇAS) PP-R VISSEN V92</b>		
01650901020	V92 JUNÇÃO (3 PEÇAS) PP-R VISSEN 20	7.76
01650901025	V92 JUNÇÃO (3 PEÇAS) PP-R VISSEN 25	10.42
01650901032	V92 JUNÇÃO (3 PEÇAS) PP-R VISSEN 32	12.78
01650901040	V92 JUNÇÃO (3 PEÇAS) PP-R VISSEN 40	17.43
<b>MAQUINAS &amp; FERRAM.SI</b>		
<b>POLIFUSORAS E MATRIZES P/SISTEMA TOP</b>		
01651202001	POLIFUSORA 3 POSIÇÕES VISSEN	242.00
01651202020	MATRIZ 20 - 1/2 VISSEN PP-R	19.69
01651202025	MATRIZ 25 - 3/4 VISSEN PP-R	21.00
01651202032	MATRIZ 32 - 1 VISSEN PP-R	23.63
01651202040	MATRIZ 40- 1 1/4 VISSEN PP-R	31.50
01651202050	MATRIZ 50- 1 1/2 VISSEN PP-R	36.75
01651202063	MATRIZ 63- 2 VISSEN PP-R	49.88
<b>TESOURAS SISTEMA TOP</b>		
0165120101	TESOURA P/TUBO VISSEN PP-R 0-40	56.65
<b>REDUCOES SISTEMA PP-</b>		
<b>REDUCOES SISTEMA TOP ST41</b>		
01650701025020	V41 RED.F/F VISSEN PP-R 25X20	0.21
01650701032020	V41 RED.F/F VISSEN PP-R 32X20	0.28
01650701032025	V41 RED.F/F VISSEN PP-R 32X25	0.29
01650701040020	V41 RED.F/F VISSEN PP-R 40X20	0.38
01650701040025	V41 RED.F/F VISSEN PP-R 40X25	0.39
01650701040032	V41 RED.F/F VISSEN PP-R 40X32	0.46
01650701050025	V41 RED.F/F VISSEN PP-R 50X25	0.52
01650701050032	V41 RED.F/F VISSEN PP-R 50X32	0.62
01650701050040	V41 RED.F/F VISSEN PP-R 50X40	0.69



01650701063032	V41 RED.F/F VISSEN PP-R 63X32	0.98
01650701063040	V41 RED.F/F VISSEN PP-R 63X40	1.14
01650701063050	V41 RED.F/F VISSEN PP-R 63X50	1.29
01650701090050	V41 RED.F/F VISSEN PP-R 90X50	5.10

**TACOS SISTEMA PP-R V****TACOS SISTEMA PP-R VISSEN V99**

01651001020	V99 TACO VISSEN PP-R 20	0.15
01651001025	V99 TACO VISSEN PP-R 25	0.28

**TAMPOES SISTEMA PP-R****TAMPOES SISTEMA TOP ST60**

01650801020	V60 TAMPAO VISSEN PP-R 20	0.14
01650801025	V60 TAMPAO VISSEN PP-R 25	0.23
01650801032	V60 TAMPAO VISSEN PP-R 32	0.51
01650801040	V60 TAMPAO VISSEN PP-R 40	0.98
01650801050	V60 TAMPAO VISSEN PP-R 50	2.02
01650801063	V60 TAMPAO VISSEN PP-R 63	3.62

**TES SISTEMA PP-R VIS****TES C/ROSC.FEMEA SISTEMA TOP ST33**

01650404020020020	V33 TE C/ROSC.F.VISSEN 20X1/2 FX20	1.68
01650404025020025	V33 TE C/ROSC.F.VISSEN 25X1/2 FX25	1.92
01650404025025025	V33 TE C/ROSC.F.VISSEN 25X3/4 FX25	2.36
01650404032025032	V33 TE C/ROSC.F.VISSEN 32X3/4 FX32	2.98
01650404032032032	V33 TE C/ROSC.F.VISSEN 32X1 FX32	3.47

**TES C/ROSC.MACHO SISTEMA TOP ST31**

01650403020	V31 TE C/ROSC.M.VISSEN 20X1/2 MX20	1.99
01650403025	V31 TE C/ROSC.M.VISSEN 25X3/4 MX25	2.73
01650403032	V31 TE C/ROSC.M.VISSEN 32X1 MX32	4.47

**TES REDUZIDOS SISTEMA TOP ST35**

01650402025020025	V35 TE RED.VISSEN PP-R 25X20X25	0.44
01650402032020032	V35 TE RED.VISSEN PP-R 32X20X32	0.83
01650402032025032	V35 TE RED.VISSEN PP-R 32X25X32	0.83
01650402040020040	V35 TE RED.VISSEN PP-R 40X20X40	1.81
01650402040025040	V35 TE RED.VISSEN PP-R 40X25X40	1.81
01650402040032040	V35 TE RED.VISSEN PP-R 40X32X40	1.81
01650402050025050	V35 TE RED.VISSEN PP-R 50X25X50	2.69
01650402050032050	V35 TE RED.VISSEN PP-R 50X32X50	2.69
01650402050040050	V35 TE RED.VISSEN PP-R 50X40X50	2.69
01650402063032063	V35 TE RED.VISSEN PP-R 63X32X63	6.20
01650402063040063	V35 TE RED.VISSEN PP-R 63X40X63	6.20
01650402063050063	V35 TE RED.VISSEN PP-R 63X50X63	6.20

**TES SISTEMA TOP ST30**

01650401020	V30 TE VISSEN PP-R 20	0.32
01650401025	V30 TE VISSEN PP-R 25	0.42
01650401032	V30 TE VISSEN PP-R 32	0.77
01650401040	V30 TE VISSEN PP-R 40	1.50
01650401050	V30 TE VISSEN PP-R 50	2.48
01650401063	V30 TE VISSEN PP-R 63	5.12

**TORNEIRAS SISTEMA PP****ACESSORIO P/TORNEIRAS CORTE SIS.TOP ST50**

01651103020025	V50 CASTELO/ESPELHO/PROTECCAO 20/25	9.10
----------------	-------------------------------------	------

**CASTELOS P/PASSADORES PP-R**

01651100020	CASTELO P/PASS.PPR 1/2 CURTO	4.19
-------------	------------------------------	------

**CORPOS P/TORNEIRAS CORTE SISTEMA TOP**

01651102020025	V50 CORPO 20X3/4-TORN.CORTE VISSEN	4.50
01651102025025	V50 CORPO 25X3/4-TORN.CORTE VISSEN	5.42

**TORNEIRA DE CORTE ESFERA TOP ST51**

01651106020	V52 TORNEIRA CORTE C/MANIPULO V20	13.54
-------------	-----------------------------------	-------



**TORNEIRAS CORTE SISTEMA TOP ST50**

01651101020025	V50 TORNEIRA CORTE VISSEN 20X3/4	12.02
01651101025025	V50 TORNEIRA CORTE VISSEN 25X3/4	13.54
01651101032032	V50 TORNEIRA CORTE VISSEN 25X1	23.90

**TUBOS SISTEMA PP-R V****TUBOS SISTEMA PP-R VISSEN PN20**

01650101020	T00 TUBO VISSEN PP-R PN20 20X3.4	1.28
01650101025	T00 TUBO VISSEN PP-R PN20 25X4.2	1.97
01650101032	T00 TUBO VISSEN PP-R PN20 32X5.4	3.14
01650101040	T00 TUBO VISSEN PP-R PN20 40X6.7	6.35
01650101050	T00 TUBO VISSEN PP-R PN20 50X8.4	9.65
01650101063	T00 TUBO VISSEN PP-R PN20 63X10.5	15.10

**UNIOES SISTEMA PP-R****UNIOES CRUZAMENTO SIST.PP-R VISSEN V90**

01650202020	V90 UNIAO CRUZAMENTO VISSEN PP-R 20	1.35
01650202025	V90 UNIAO CRUZAMENTO VISSEN PP-R 25	1.68
01650202032	V90 UNIAO CRUZAMENTO VISSEN PP-R 32	2.28

**UNIOES SISTEMA PP-R VISSEN V10**

01650201020	V10 UNIAO VISSEN PP-R 20	0.17
01650201025	V10 UNIAO VISSEN PP-R 25	0.24
01650201032	V10 UNIAO VISSEN PP-R 32	0.41
01650201040	V10 UNIAOVISSEN PP-R 40	0.86
01650201050	V10 UNIAO VISSEN PP-R 50	1.47
01650201063	V10 UNIAO VISSEN PP-R 63	2.53

**TUBOS COBRE SANITARIO / CLIMATIZAÇA****TUBOS COBRE C/ISOLAM****TUBOS COBRE C/ISOLAMENTO 14 MM DUOSOLAR**

011302011415E25	TUBO COBRE C/ISOLAM.15X14MM/E25 DUOSOLAR	50.56
-----------------	--	-------

**TUBOS COBRE VARA/RL****TUBO COBRE REFRIGERAÇÃO ROLO NU**

0113010601	TUBO COBRE REFRIG.NU 1/4 ROLO 30.5M	SobConsulta
0113010602	TUBO COBRE REFRIG.NU 3/8 ROLO 30.5M	SobConsulta
0113010603	TUBO COBRE REFRIG.NU 1/2 ROLO 30M	SobConsulta
0113010604	TUBO COBRE REFRIG.NU 5/8 ROLO 30M	SobConsulta
0113010605	TUBO COBRE REFRIG.NU 3/4 ROLO 30.5M	SobConsulta

**TUBO COBRE REFRIGERAÇÃO ROLO REVESTIDO**

0113010701	TUBO COBRE REFRIG.REVEST.1/4 (R.50M)	1.81
0113010702	TUBO COBRE REFRIG.REVEST.3/8 (R.50M)	2.63
0113010703	TUBO COBRE REFRIG.REVEST.1/2 (R.50M)	3.60
01130107030	TUBO COBRE REFRIG.REVEST.5/8 (R.25M)	5.27
01130107030R50	TUBO COBRE REFRIG.REVEST.5/8 (R.50M)	5.27
0113010705	TUBO COBRE REFRIG.REVEST.3/4 (R.25M)	7.68

**TUBO COBRE REFRIGERAÇÃO VARA NU**

01130108058	TUBO COBRE REFRIG.NU 5/8 VARA 5MT	SobConsulta
01130108078	TUBO COBRE REFRIG.NU 7/8 VARA 5MT	SobConsulta
01130108118	TUBO COBRE REFRIG.NU 11/8 VARA 5MT	SobConsulta
01130108138	TUBO COBRE REFRIG.NU 1 3/8 VARA 5MT	SobConsulta

**TUBOS COBRE REVESTIDOS EM PVC**

0113010212	TUBO COBRE ROLO REVESTIDO 12X1	4.15
0113010215	TUBO COBRE ROLO REVESTIDO 15X1	5.09
0113010218	TUBO COBRE ROLO REVESTIDO 18X1	6.19
0113010222	TUBO COBRE ROLO REVESTIDO 22X1	8.00

**TUBOS COBRE ROLO NU**

0113010412	TUBO COBRE ROLO NU 12X1 (R.50M)	4.21
0113010415	TUBO COBRE ROLO NU 15X1 (R.50M)	4.63
0113010418	TUBO COBRE ROLO NU 18X1 (R.50M)	5.57
0113010422	TUBO COBRE ROLO NU 22X1 (R.25M)	7.03



**TUBOS COBRE VARA RIJO NU**

0113010312	TUBO COBRE VARA RIJO NU 12X1	3.98
0113010314	TUBO COBRE VARA RIJO NU 14X1	4.23
0113010315	TUBO COBRE VARA RIJO NU 15X1	4.47
0113010316	TUBO COBRE VARA RIJO NU 16X1	5.26
0113010318	TUBO COBRE VARA RIJO NU 18X1	5.47
0113010322	TUBO COBRE VARA RIJO NU 22X1	6.64
0113010328	TUBO COBRE VARA RIJO NU 28X1	8.82
0113010335	TUBO COBRE VARA RIJO NU 35X1	11.49
0113010342	TUBO COBRE VARA RIJO NU 42X1	15.67
01130103540	TUBO COBRE VARA RIJO NU 54X1.2	23.70
0113010364	TUBO COBRE VARA RIJO NU 64	SobConsulta
0113010376	TUBO COBRE VARA RIJO NU 76	SobConsulta
0113010389	TUBO COBRE VARA RIJO NU 89	SobConsulta
011301039108	TUBO COBRE VARA RIJO NU 108	SobConsulta
011301039115	TUBO COBRE VARA RIJO NU 15	SobConsulta

**TUBOS DE COBRE EM ROLO CROMADO**

0113010110	ROLO TUBO COBRE CROM.10 (5 MTS)	51.13
0113010112	ROLO TUBO COBRE CROM.12 (5 MTS)	69.99

**TUBOS E ACESSORIOS MULTICAMADA UNIP****JOELHOS MULTICAMADA****JOELHOS SIMPLES MULTICAMADA UNIPIPE**

01700401075	JOELHO SIMPLES UNIPIPE 75X75	SobConsulta
-------------	------------------------------	-------------

**TES MULTICAMADA UNIP****TES REDUCAO MULTICAMADA UNIPIPE**

01700502075063075	TE REDUCAO MULTIC.UNIPIPE 75X63X75	SobConsulta
-------------------	------------------------------------	-------------

**UNOES MULTICAM.UNIP****UNIOES REDUÇÃO MULTICAMADA UNIPIPE**

01700202063040	UNIAO RED.MULTIC.UNIPIPE 63X40	SobConsulta
01700202075063	UNIAO RED.MULTIC.UNIPIPE 75X63	SobConsulta

**TUBOS EM POLIETILENO PEAD****TUBOS PEAD P/AGUA****TUBOS POLIET.ALTA DENS.PEAD 12.5KG PE100**

01010106025	TUBO POLIETI.ALTA DENSI.PEAD 12.5KG/25	0.52
-------------	--	------

**TUBOS POLIET.ALTA DENS.PEAD 20KG PE100**

01010107160	TUBO POLIETI.ALTA DENSI.PEAD 20KG/160	SobConsulta
-------------	---------------------------------------	-------------

**TUBOS POLIET.ALTA DENSID. PEAD 6KG PE100**

01010102160	TUBO POLIETI.ALTA DENSID.PEAD 6KG/160	11.09
01010102200	TUBO POLIETI.ALTA DENSID.PEAD 6KG/200	17.13

**TUBOS POLIET.ALTA DENSID. PEAD 8KG PE100**


01010103110	TUBO POLIETI.ALTA DENSID.PEAD 8KG/110	6.46
01010103125	TUBO POLIETI.ALTA DENSID.PEAD 8KG/125	8.25
01010103200	TUBO POLIETI.ALTA DENSID.PEAD 8KG/200	22.10
01010103250	TUBO POLIETI.ALTA DENSID.PEAD 8KG/250	32.64

**TUBOS POLIET.ALTA DENSID.PEAD 10KG PE100**

01010104020	TUBO POLIETI.ALTA DENSID.PEAD 10KG/20	0.44
01010104025	TUBO POLIETI.ALTA DENSID.PEAD 10KG/25	0.59
01010104032	TUBO POLIETI.ALTA DENSID.PEAD 10KG/32	0.81
01010104032200	TUBO POLIET.ALTA DENS.PEAD 10KG/32 R.200	1.38
01010104040	TUBO POLIETI.ALTA DENSID.PEAD 10KG/40	1.25
01010104050	TUBO POLIETI.ALTA DENSID.PEAD 10KG/50	1.82
01010104063	TUBO POLIETI.ALTA DENSID.PEAD 10KG/63	2.91
01010104063V	TUBO POLIET.ALTA DENSID.PEAD VARA 10KG/63	2.91
01010104075	TUBO POLIETI.ALTA DENSID.PEAD 10KG/75	3.69
01010104075V	TUBO POLIET.ALTA DENS.PEAD VARA 10KG/75	4.47
01010104075V80	TUBO POLIET.ALTA DENS.PEAD PE80 V10KG/75	3.69
01010104090	TUBO POLIETI.ALTA DENSID.PEAD 10KG/90	5.31



01010104090V	TUBO POLIET.ALTA DENS.PEAD VARA 10KG/90	5.31
01010104110	TUBO POLIETI.ALTA DENS.PEAD 10KG/110	8.28
01010104110V	TUBO POLIET.ALTA DENS.PEAD VARA 10KG/110	8.28
01010104125	TUBO POLIETI.ALTA DENS.PEAD 10KG/125	10.07
01010104125V	TUBO POLIET.ALTA DENS.PEAD VARA 10KG/125	10.07
01010104140	TUBO POLIETI.ALTA DENS.PEAD 10KG/140	SobConsulta
01010104160	TUBO POLIETI.ALTA DENS.PEAD 10KG/160	17.51
01010104160V	TUBO POLIET.ALTA DENS.PEAD VARA 10KG/160	17.51
01010104180	TUBO POLIETI.ALTA DENS.PEAD 10KG/180	SobConsulta
01010104200	TUBO POLIETI.ALTA DENS.PEAD 10KG/200	25.77
01010104250	TUBO POLIETI.ALTA DENS.PEAD 10KG/250	40.05
01010104315	TUBO POLIETI.ALTA DENS.PEAD 10KG/315	63.72
01010104400	TUBO POLIETI.ALTA DENS.PEAD 10KG/400	SobConsulta
01010104450	TUBO POLIETI.ALTA DENS.PEAD 10KG/450	SobConsulta
01010104500	TUBO POLIETI.ALTA DENS.PEAD 10KG/500	SobConsulta

**TUBOS POLIET.ALTA DENSID.PEAD 16KG PE100**

01010105020	TUBO POLIETI.ALTA DENS.PEAD 16KG/20	0.48
01010105025	TUBO POLIETI.ALTA DENS.PEAD 16KG/25	0.74
01010105032	TUBO POLIETI.ALTA DENS.PEAD 16KG/32	1.16
01010105040	TUBO POLIETI.ALTA DENS.PEAD 16KG/40	1.94
01010105050	TUBO POLIETI.ALTA DENS.PEAD 16KG/50	2.80
01010105063	TUBO POLIETI.ALTA DENS.PEAD 16KG/63	3.83
01010105075	TUBO POLIETI.ALTA DENS.PEAD 16KG/75	5.35
01010105090	TUBO POLIETI.ALTA DENS.PEAD 16KG/90	7.75
01010105110	TUBO POLIETI.ALTA DENS.PEAD 16KG/110	11.49
01010105125	TUBO POLIETI.ALTA DENS.PEAD 16KG/125	14.91
01010105140	TUBO POLIETI.ALTA DENS.PEAD 16KG/140	SobConsulta
01010105160	TUBO POLIETI.ALTA DENS.PEAD 16KG/160	24.39
01010105180	TUBO POLIETI.ALTA DENS.PEAD 16KG/180	SobConsulta
01010105200	TUBO POLIETI.ALTA DENS.PEAD 16KG/200	38.02
01010105250	TUBO POLIETI.ALTA DENS.PEAD 16KG/250	59.19
01010105315	TUBO POLIETI.ALTA DENS.PEAD 16KG/315	SobConsulta
01010105400	TUBO POLIETI.ALTA DENS.PEAD 16KG/400	SobConsulta
01010105450	TUBO POLIETI.ALTA DENS.PEAD 16KG/450	SobConsulta

**TUBOS PEBD P/AGUA****TUBO POLIETILENO BAIXA DENSIDADE PEB 4KG**

01010302016	TUBO POLIETI.BAIXA DENS.PEB 4KG 16	0.21
01010302020	TUBO POLIETI.BAIXA DENS.PEB 4KG 20	0.40
01010302025	TUBO POLIETI.BAIXA DENS.PEB 4KG 25	0.41
01010302032	TUBO POLIETI.BAIXA DENS.PEB 4KG 32	0.50
01010302040	TUBO POLIETI.BAIXA DENS.PEB 4KG 40	0.77
01010302050	TUBO POLIETI.BAIXA DENS.PEB 4KG 50	1.22
01010302063	TUBO POLIETI.BAIXA DENS.PEB 4KG 63	1.50
01010302075	TUBO POLIETI.BAIXA DENS.PEB 4KG 75	2.10
01010302090	TUBO POLIETI.BAIXA DENS.PEB 4KG 90	3.02
01010302110	TUBO POLIETI.BAIXA DENS.PEB 4KG 110	4.48

**TUBO POLIETILENO BAIXA DENSIDADE PEB 8KG**

01010303016	TUBO POLIETI.BAIXA DENS.PEB 8KG 16	0.24
-------------	------------------------------------	------

**TUBOS INOX (PAREDE FINA), ACCESS.BIC****ANILHAS (BICONES)****ANILHAS (BICONES) P/ACO INOX**

0111110112	ANILHA (BICONE) P/INOX 12	1.52
0111110115	ANILHA (BICONE) P/INOX 15	0.94
0111110118	ANILHA (BICONE) P/INOX 18	1.44
0111110122	ANILHA (BICONE) P/INOX 22	1.73
0111110128	ANILHA (BICONE) P/INOX 28	2.45
0111110135	ANILHA (BICONE) P/INOX 35	4.98
0111110142	ANILHA (BICONE) P/INOX 42	6.71





**CASQUILHOS ACO INOX****CASQUILHOS FEMEA ACO INOX**

01110202010015	CASQUILHO F INOX 3/8X15	2.09
01110202020012	CASQUILHO F INOX 1/2X12	2.72
01110202020015	CASQUILHO F INOX 1/2X15	1.95
01110202020018	CASQUILHO F INOX 1/2X18	2.38
01110202020022	CASQUILHO F INOX 1/2X22	3.61
01110202025015	CASQUILHO F INOX 3/4X15	2.85
01110202025018	CASQUILHO F INOX 3/4X18	3.18
01110202025022	CASQUILHO F INOX 3/4X22	3.32
01110202032022	CASQUILHO F INOX 1X22	5.05
01110202032028	CASQUILHO F INOX 1X28	6.50
01110202040035	CASQUILHO F INOX 11/4X35	14.66
01110202050042	CASQUILHO F INOX 11/2X42	20.72
01110202063054	CASQUILHO F INOX 2X54	30.76

**CASQUILHOS MACHO ACO INOX**

01110201010015	CASQUILHO M INOX 3/8X15	1.59
01110201020012	CASQUILHO M INOX 1/2X12	2.23
01110201020015	CASQUILHO M INOX 1/2X15	1.73
01110201020018	CASQUILHO M INOX 1/2X18	2.17
01110201020022	CASQUILHO M INOX 1/2X22	2.18
01110201025015	CASQUILHO M INOX 3/4X15	2.67
01110201025018	CASQUILHO M INOX 3/4X18	2.82
01110201025022	CASQUILHO M INOX 3/4X22	3.32
01110201025028	CASQUILHO M INOX 3/4X28	6.28
01110201032022	CASQUILHO M INOX 1X22	4.04
01110201032028	CASQUILHO M INOX 1X28	6.79
01110201040035	CASQUILHO M INOX 11/4X35	14.58
01110201040042	CASQUILHO M INOX 11/2X42	15.88
01110201063054	CASQUILHO M INOX 2X54	29.60

**CRUZETAS INOX****CRUZETAS ACO INOX**

0111060115	CRUZETA INOX 15	7.22
0111060118	CRUZETA INOX 18	9.53

**JOELHOS ACO INOX****JOELHOS C/PATER ACO INOX**

01110302020015	JOELHO C/PATER INOX 1/2X15	3.61
01110302020018	JOELHO C/PATER INOX 1/2X18	5.05
01110302020022	JOELHO C/PATER INOX 1/2X22	6.50
01110302025018	JOELHO C/PATER INOX 3/4X18	6.93
01110302025022	JOELHO C/PATER INOX 3/4X22	6.93

**JOELHOS FEMEA ACO INOX**

01110304020012	JOELHO F INOX 1/2X12	2.74
01110304020015	JOELHO F INOX 1/2X15	2.67
01110304020018	JOELHO F INOX 1/2X18	3.54
01110304020022	JOELHO F INOX 1/2X22	4.40
01110304025015	JOELHO F INOX 3/4X15	4.19
01110304025018	JOELHO F INOX 3/4X18	4.32
01110304025022	JOELHO F INOX 3/4X22	4.84
01110304032022	JOELHO F INOX 1X22	6.64
01110304032028	JOELHO F INOX 1X28	10.18
01110304040035	JOELHO F INOX 11/4X35	17.11
01110304050042	JOELHO F INOX 11/2X42	31.77
01110304063054	JOELHO F INOX 2X54	47.00

**JOELHOS MACHO ACO INOX**

01110303020012	JOELHO M INOX 1/2X12	2.74
01110303020015	JOELHO M INOX 1/2X15	2.74
01110303020018	JOELHO M INOX 1/2X18	3.47



01110303020022	JOELHO M INOX 1/2X22	4.12
01110303025015	JOELHO M INOX 3/4X15	3.83
01110303025018	JOELHO M INOX 3/4X18	3.54
01110303025022	JOELHO M INOX 3/4X22	4.40
01110303032022	JOELHO M INOX 1X22	6.93
01110303032028	JOELHO M INOX 1X28	9.67
01110303040035	JOELHO M INOX 11/4X35	18.99
01110303063054	JOELHO M INOX 2X54	21.43

**JOELHOS SIMPLES ACO INOX**

0111030112	JOELHO SIMPLES INOX 12	4.00
0111030115	JOELHO SIMPLES INOX 15	2.09
0111030118	JOELHO SIMPLES INOX 18	3.39
011103011815	JOELHO SIMPLES INOX 18X15	3.18
0111030122	JOELHO SIMPLES INOX 22	4.33
011103012215	JOELHO SIMPLES INOX 22X15	3.75
0111030128	JOELHO SIMPLES INOX 28	9.17
011103012822	JOELHO SIMPLES INOX 28X22	8.45
0111030135	JOELHO SIMPLES INOX 35	12.27
0111030142	JOELHO SIMPLES INOX 42	35.59
0111030154	JOELHO SIMPLES INOX 54	42.74

**JOGOS REDUCAO INOX****JOGOS REDUCAO ACO INOX**

011108011512	JOGO RED.INOX 15X12	2.09
011108011815	JOGO RED.INOX 18X15	2.80
011108012215	JOGO RED.INOX 22X15	3.03
011108012218	JOGO RED.INOX 22X18	5.05
011108012815	JOGO RED.INOX 28X15	5.20
011108012818	JOGO RED.INOX 28X18	5.78
011108012822	JOGO RED.INOX 28X22	7.15
011108013522	JOGO RED.INOX 35X22	9.39
011108013528	JOGO RED.INOX 35X28	11.34
011108014228	JOGO RED.INOX 42X28	9.53
011108014235	JOGO RED.INOX 42X35	14.15
011108015428	JOGO RED.INOX 54X28	29.39
011108015435	JOGO RED.INOX 54X35	23.61
011108015442	JOGO RED.INOX 54X42	24.33

**TACOS INOX****TACOS ACO INOX**

0111100112	TACO INOX 12	1.88
0111100115	TACO INOX 15	2.45
0111100118	TACO INOX 18	3.54
0111100122	TACO INOX 22	5.92
0111100128	TACO INOX 28	12.56
0111100135	TACO INOX 35	21.23
0111100142	TACO INOX 42	30.47
0111100154	TACO INOX 54	41.66

**TES INOX****TES AUMENT.NO EXTRE. ACO INOX**

01110504181515	TE AUMENT.NO EXTREMO INOX 18X15X15	4.84
01110504221515	TE AUMENT.NO EXTREMO INOX 22X15X15	6.06
01110504221818	TE AUMENT.NO EXTREMO INOX 22X18X18	6.79
01110504282222	TE AUMENT.NO EXTREMO INOX 28X22X22	11.77

**TES AUMENTADO AO CENTRO ACO INOX**

01110505151522	TE AUMENT.AO CENTRO INOX 15X22X15	4.62
01110505152215	TE AUMENT.AO CENTRO INOX 15X22X15	4.62
01110505222822	TE AUMENT.AO CENTRO INOX 22X28X22	11.48

**TES REDU. AO CENTRO ACO INOX**

01110502151215	TE RED.AO CENTRO INOX 15X12X15	3.90
----------------	--------------------------------	------



+351 244 800 160  
+351 244 802 323



geral@canalcentro.pt  
info@canalcentro.pt



R. do Bailadouro s/nº,  
2410-211 Pousos



01110502181518	TE RED.AO CENTRO INOX 18X15X18	5.27
01110502221522	TE RED.AO CENTRO INOX 22X15X22	5.99
01110502221822	TE RED.AO CENTRO INOX 22X18X22	6.35
0111050222215	TE RED.AO CENTRO INOX 22X15X22	5.99
01110502281528	TE RED.AO CENTRO INOX 28X15X28	10.69
01110502282228	TE RED.AO CENTRO INOX 28X22X28	11.70
01110502352235	TE RED.AO CENTRO INOX 35X22X35	30.32

**TES REDU.AO EXTREMO ACO INOX**

01110503181815	TE RED.AO EXTREMO INOX 18X18X15	5.49
01110503222215	TE RED.AO EXTREMO INOX 22X22X15	6.43
01110503222218	TE RED.AO EXTREMO INOX 22X22X18	7.36
01110503282815	TE RED.AO EXTREMO INOX 28X28X15	10.40
01110503282822	TE RED.AO EXTREMO INOX 28X28X22	10.69

**TES ROSCAD.CENTRO ACO INOX**

011105061515020	TE ROSC.AO CENTRO INOX 15X1/2X15	3.83
01110506152015	TE ROSC.AO CENTRO INOX 15X1/2X15	3.83
01110506182018	TE ROSC.AO CENTRO INOX 18X1/2X18	5.63
01110506182518	TE ROSC.AO CENTRO INOX 18X3/4X18	6.71
01110506222022	TE ROSC.AO CENTRO INOX 22X1/2X22	6.57
011105062222020	TE ROSC.AO CENTRO INOX 22X1/2X22	6.57
01110506222522	TE ROSC.AO CENTRO INOX 22X3/4X22	7.08
01110506282028	TE ROSC.AO CENTRO INOX 28X1/2X28	11.26
01110506282528	TE ROSC.AO CENTRO INOX 28X3/4X28	11.70
011105062828020	TE ROSC.AO CENTRO INOX 28X1/2X28	11.26
011105062828032	TE ROSC.AO CENTRO INOX 28X1X28	14.37
01110506283228	TE ROSC.AO CENTRO INOX 28X1X28	14.37

**TES SIMPLES ACO INOX**

0111050112	TE SIMPLES INOX 12	3.39
0111050115	TE SIMPLES INOX 15	3.68
0111050118	TE SIMPLES INOX 18	5.05
0111050122	TE SIMPLES INOX 22	6.28
0111050128	TE SIMPLES INOX 28	13.00
0111050135	TE SIMPLES INOX 35	27.15
0111050142	TE SIMPLES INOX 42	42.67
0111050154	TE SIMPLES INOX 54	79.99

**TUBOS ACO INOX****TUBOS ACO INOX AISI 304 PERFILTUBO**

0111010112	TUBO ACO INOX 304 12X0,6MM	1.40
0111010115	TUBO ACO INOX 304 15X0,6MM	1.46
0111010118	TUBO ACO INOX 304 18X0,7MM	2.18
0111010122	TUBO ACO INOX 304 22X0,7MM	2.66
0111010128	TUBO ACO INOX 304 28X0,8MM	3.80
0111010135	TUBO ACO INOX 304 35X1.0MM	6.50
0111010142	TUBO ACO INOX 304 42X1,1MM	8.80
0111010154	TUBO ACO INOX 304 54X1,2MM	11.80

**TUBOS ACO INOX AISI 316 P.FIN.PERFILTUBO**

0111010215	TUBO ACO INOX AISI 316 15X0.6MM	3.80
0111010218	TUBO ACO INOX AISI 316 18X0.7MM	5.30
0111010222	TUBO ACO INOX AISI 316 22X0.7MM	6.55
0111010228	TUBO ACO INOX AISI 316 28X0.8MM	8.76
0111010235	TUBO ACO INOX AISI 316 35X1.0MM	10.62
0111010242	TUBO ACO INOX AISI 316 42X1.1MM	18.20
0111010254	TUBO ACO INOX AISI 316 54X1.2MM	25.97

**UNIOES ACO INOX****UNIOES CRUZAMENTO ACO INOX**

0111040215	UNIAO CRUZAMENTO INOX 15	10.25
0111040218	UNIAO CRUZAMENTO INOX 18	12.27
0111040222	UNIAO CRUZAMENTO INOX 22	14.58



0111040228	UNIAO CRUZAMENTO INOX 28	27.51
<b>UNIOES REDUÇÃO AÇO INOX</b>		
011104031815	UNIAO SIMPLES INOX 18X15	3.18
011104032215	UNIAO SIMPLES INOX 22X15	4.26
011104032218	UNIAO SIMPLES INOX 22X18	4.48
011104032822	UNIAO SIMPLES INOX 28X22	9.46
011104033538	UNIAO SIMPLES INOX 35X28	20.00
011104034235	UNIAO SIMPLES INOX 42X35	27.87
<b>UNIOES SIMPLES AÇO INOX</b>		
0111040112	UNIAO SIMPLES INOX 12	2.49
0111040115	UNIAO SIMPLES INOX 15	2.24
0111040118	UNIAO SIMPLES INOX 18	3.10
0111040122	UNIAO SIMPLES INOX 22	4.19
0111040128	UNIAO SIMPLES INOX 28	7.29
0111040135	UNIAO SIMPLES INOX 35	18.99
0111040142	UNIAO SIMPLES INOX 42	24.55
0111040154	UNIAO SIMPLES INOX 54	40.93

**TUBOS PEX / MANGAS E ACESSORIOS****ACESSORIOS P/PEX T.M****ACESSORIOS PARA COLECTOR**

01240114025	SUPORTE DUPLO P/COLECTOR 1810109 (PAR)3/4	11.88
-------------	---	-------

**ADAPTADORES P/PEX T.M.REF.1436**

01240101201220	ADAPTADOR P/PEX T.M.1/2X12X2.0	2.95
01240101201620	ADAPTADOR P/PEX T.M.1/2X16X2.0	1.54
01240101201622	ADAPTADOR P/PEX T.M.1/2X16X2.2	1.72
01240101202020	ADAPTADOR P/PEX T.M.3/4X20X2.0	2.22

**COLECT.C/VALV.CORTE T.M.3/4X1/2 R.1866K**

01240109022520	COLECTOR C/VALV.CORTE 2 SAID.3/4X1/2	14.60
01240109032520	COLECTOR C/VALV.CORTE 3 SAID.3/4X1/2	18.91
01240109042520	COLECTOR C/VALV.CORTE 4 SAID.3/4X1/2	24.89
01240109052520	COLECTOR C/VALV.CORTE 5 SAID.3/4X1/2	31.57
01240109991866	MANIPULO VERDE P/COLECTOR TM1866	2.10

**COLECTORES SIMPLES P/PEX T.M.REF.1912**

01240108022520	COLECT.SIMPL.P/PEX C/2 SAID.3/4X1/2	6.32
01240108032520	COLECT.SIMPL.P/PEX C/3 SAID.3/4X1/2	7.73
01240108042520	COLECT.SIMPL.P/PEX C/4 SAID.3/4X1/2	10.82
01240108052520	COLECT.SIMPL.P/PEX C/5 SAID.3/4X1/2	15.50

**JOELHO MACHO P/PEX T.M.REF.1404**

01240106201220	JOELHO M P/PEX 1/2X12X2,0	3.46
01240106201620	JOELHO M P/PEX 1/2X16X2,0	2.93
01240106201622	JOELHO M P/PEX 1/2X16X2,2	2.96
01240106202020	JOELHO M P/PEX 1/2X20X2,0	5.80
01240106202028	JOELHO M P/PEX 1/2X20X2,8	6.15
01240106251620	JOELHO M P/PEX 3/4X16X2,0	4.05
01240106251622	JOELHO M P/PEX 3/4X16X2,2	4.15
01240106252020	JOELHO M P/PEX 3/4X20X2,0	5.87
01240106252028	JOELHO M P/PEX 3/4X20X2,8	5.04
01240106252523	JOELHO M P/PEX 3/4X25X2,3	8.95
01240106252535	JOELHO M P/PEX 3/4X25X3,5	9.69

**JOELHOS FEMEA P/PEX T.M.REF.1405**

01240107201622	JOELHO F P/PEX 1/2X16X2,2	2.69
01240107202028	JOELHO F P/PEX 1/2X20X2,8	4.66
01240107251620	JOELHO F P/PEX 3/4X16X2,0	4.02
01240107251622	JOELHO F P/PEX 3/4X16X2,2	5.54
01240107252020	JOELHO F P/PEX 3/4X20X2,0	5.32
01240107252028	JOELHO F P/PEX 3/4X20X2,8	5.57
01240107252523	JOELHO F P/PEX 3/4X25X2,3	9.95



**JOELHOS TERM.C/ADAPT.P/PEX T.M.R.1428MP**

01240104201220	JOELHO TERM.C/ADAPT.P/PEX 1/2X12X2,0	3.81
01240104201620	JOELHO TERM.C/ADAPT.P/PEX 1/2X16X2,0	2.88
01240104201622	JOELHO TERM.C/ADAPT.P/PEX 1/2X16X2,2	2.88
01240104202020	JOELHO TERM.C/ADAPT.P/PEX 1/2X20X2,0	4.75
01240104202028	JOELHO TERM.C/ADAPT.P/PEX 1/2X20X2,8	4.57

**LIGADORES FEMEA P/PEX T.M.REF.1402**

01240103201220	LIGADOR F P/PEX T.M.1/2X12X2.0	2.40
01240103201620	LIGADOR F P/PEX T.M.1/2X16X2.0	1.94
01240103201622	LIGADOR F P/PEX T.M.1/2X16X2.2	2.00
01240103201820	LIGADOR F P/PEX T.M.1/2X18X2.0	2.33
01240103201825	LIGADOR F P/PEX T.M.1/2X18X2.5	2.11
01240103202020	LIGADOR F P/PEX T.M.1/2X20X2.0	4.05
01240103202028	LIGADOR F P/PEX T.M.1/2X20X2.8	4.13
01240103251620	LIGADOR F P/PEX T.M.3/4X16X2.0	2.93
01240103251622	LIGADOR F P/PEX T.M.3/4X16X2.2	2.98
01240103251820	LIGADOR F P/PEX T.M.3/4X18X2.0	3.29
01240103251825	LIGADOR F P/PEX T.M.3/4X18X2.5	3.23
01240103252020	LIGADOR F P/PEX T.M.3/4X20X2.0	3.88
01240103252028	LIGADOR F P/PEX T.M.3/4X20X2.8	4.08
01240103252523	LIGADOR F P/PEX T.M.3/4X25X2.3	7.37
01240103252535	LIGADOR F P/PEX T.M.3/4X25X3.5	7.53
01240103323230	LIGADOR F P/PEX T.M.1X32X3.0	12.25

**LIGADORES MACHO P/PEX T.M.REF.1400**

01240102201220	LIGADOR M P/PEX T.M.1/2X12X2.0	1.90
01240102201620	LIGADOR M P/PEX T.M.1/2X16X2.0	1.73
01240102201622	LIGADOR M P/PEX T.M.1/2X16X2.2	1.76
01240102201820	LIGADOR M P/PEX T.M.1/2X18X2.0	1.99
01240102201825	LIGADOR M P/PEX T.M.1/2X18X2.5	1.99
01240102202020	LIGADOR M P/PEX T.M.1/2X20X2.0	3.28
01240102202028	LIGADOR M P/PEX T.M.1/2X20X2.8	3.46
01240102251620	LIGADOR M P/PEX T.M.3/4X16X2.0	3.06
01240102251622	LIGADOR M P/PEX T.M.3/4X16X2.2	2.89
01240102251820	LIGADOR M P/PEX T.M.3/4X18X2.0	2.79
01240102251825	LIGADOR M P/PEX T.M.3/4X18X2.5	2.69
01240102252020	LIGADOR M P/PEX T.M.3/4X20X2.0	3.15
01240102252028	LIGADOR M P/PEX T.M.3/4X20X2.8	3.52
01240102252230	LIGADOR M P/PEX T.M.3/4X22X3.0	2.99
01240102252523	LIGADOR M P/PEX T.M.3/4X25X2.3	6.46
01240102252535	LIGADOR M P/PEX T.M.3/4X25X3.5	5.70
01240102323230	LIGADOR M P/PEX T.M.1X32X3.0	9.24
01240102323244	LIGADOR M P/PEX T.M.1X32X4.4	12.21

**CAIXAS COLECTORAS PL****CAIXAS COLECTORAS PLASTICAS P/PEX "MPEX"**

0124050101	CAIXA COLECT.PLASTICA P/PEX MINI	5.30
0124050102	CAIXA COLECT.PLASTICA P/PEX MAXI	6.18
0124050103	CAIXA COLECT.PLAST.P/PEX MAXI C/PORTA	8.56
0124050104	CAIXA COLECT.PLAST.P/PEX MINI C/PORTA	8.20
0124050105	CAIXA COLECT.PLAST.MINI C/FUROS CENTRADO	8.86
0124050106	CAIXA COLECT.PLAST.MAXI C/FUROS CENTRADO	15.12
0124050110	CONJUNTO FERRAGENS P/COLECTOR 3/4"	0.65
0124050111	PORTA C/ARO CAIXA COLECTOR C/TAMPA MAXI	4.44
0124050112	PORTA C/ARO CAIXA COLECTOR C/TAMPA MINI	4.44

**CAIXAS P/COLECTORES METALICAS**

0124050203500300	CAIXA P/COLECTOR C/TAMPA 350X300X9	26.60
0124050204500300	CAIXA P/COLECTOR C/TAMPA 450X300X9	28.98
0124050204500400	CAIXA P/COLECT.C/PORTA MET.450X400X11	36.16
0124050205000400	CAIXA P/COLECTOR C/TAMPA 500X400X9	33.46
0124050205500400	CAIXA P/COLECT.C/PORTA MET.550X400X11	35.50



0124050207000450	CAIXA P/COLECT.C/PORTA MET.700X450X11	73.92
------------------	---------------------------------------	-------

**CAIXAS PLASTICAS P/J****CAIXAS PLASTICAS P/JOELHO TERMINAL**

0124060201	CAIXA P/JOELHO TERMINAL P/PEX 25X32 LJ	0.26
0124060202	CAIXA P/JOELHO TERMINAL P/PEX 25 AZ	0.26

**TUBOS PEX DIV.MANGAS****MANGA CORRUGADA REFORCADA P/PEX**

0124000603	MANGA CORRUGADA REFORC.AZUL 25	0.22
0124000604	MANGA CORRUGADA REFORC.VERM.25	0.22
0124000605	MANGA CORRUGADA REFORC.AZUL 32	0.30
0124000606	MANGA CORRUGADA REFORC.VERM.32	0.30
0124000607	MANGA CORRUGADA REFORC.AZUL 40	0.40
0124000608	MANGA CORRUGADA REFORC.VERM.40	0.40
01240006080	MANGA CORRUGADA REFORC.AZUL 50	0.70
01240006081	MANGA CORRUGADA REFORC.VERM.50	0.70
01240006083	MANGA CORRUGADA REFORC.PRETA 40	0.40
0124000609	MANGA CORRUGADA REFORC.PRETA 50	0.70
0124000610	MANGA CORRUGADA REFORC.PRETA 63	0.99

**MANGAS POLIETILENO LISAS P/PEX**

0124000703	MANGA LISA POLIETILENO P/PEX AZUL 25	0.32
0124000704	MANGA LISA POLIETILENO P/PEX VERM.25	0.32
0124000705	MANGA LISA POLIETILENO P/PEX AZUL 32	0.53
0124000706	MANGA LISA POLIETILENO P/PEX VERM.32	0.53
0124000707	MANGA LISA POLIETILENO P/PEX AZUL 40	0.84
0124000708	MANGA LISA POLIETILENO P/PEX VERM.40	0.84

**TUBO PEX "PERFILPEX" CLASSE 1**

0124000112	TUBO PEX PEXTUBE 12X2.0	0.42
0124000116	TUBO PEX PEXTUBE 16X2.0	0.53
0124000120	TUBO PEX PEXTUBE 20X2.0	0.76
0124000125	TUBO PEX PEXTUBE 25X2.3	1.34
0124000132	TUBO PEX PEXTUBE 32X2.9	2.13

**TUBO PEX "PERFILPEX" CLASSE 2**

0124000216	TUBO PEX PEXTUBE 16X2.2	0.57
0124000220	TUBO PEX PEXTUBE 20X2.8	1.09
0124000225	TUBO PEX PEXTUBE 25X3.5	1.72

**TUBO PEX "TIEMME" CLASSE 1**

0124000312	TUBO PEX COBRA-PEX 12X2.0	0.64
0124000316	TUBO PEX COBRA-PEX 16X2.0	0.56
0124000320	TUBO PEX COBRA-PEX 20X2.0	0.78
0124000325	TUBO PEX COBRA-PEX 25X2.3	1.36
0124000332	TUBO PEX COBRA-PEX 32X2.9	2.22

**TUBO PEX "TIEMME" CLASSE 2**

0124000416	TUBO PEX COBRA-PEX 16X2.2	0.63
0124000420	TUBO PEX COBRA-PEX 20X2.8	0.92
0124000425	TUBO PEX COBRA-PEX 25X3.5	1.62

**TUBOS/ ACESSORIO GEBERIT MEPLA****ADAPTADORES GEBERIT****ADAPTADOR MEPLA COM ROSCA MACHO**

01600810607541005	607541005 ADAPT.R.MACHO 63 2 1/2 MEPLA	60.40
-------------------	--	-------

**ADAPTADOR LIG.MEPLAFIX MEPLA R.MACHO 1/2**

01600801020012	632001001 ADAPT.LIG.MEPLAFIX 20X1/2	3.95
----------------	-------------------------------------	------

**ADAPTADORES A TORN.ENTRADA BRONZE MEPLA**

01600803016020	601582005 ADAPTAD.C/PORCA UNIAO 16X1/2	14.20
01600803020012	602582005 ADAPTAD.C/PORCA UNIAO 20X1/2	14.50
01600803020025	602583005 ADAPTAD.C/PORCA UNIAO 20X3/4	14.50
01600803026025	603583005 ADAPTAD.C/PORCA UNIAO 26X3/4	15.90
01600803026032	603584005 ADAPTAD.C/PORCA UNIAO 26X1	15.90



01600803032025	604583005 ADAPTAD.C/PORCA UNIAO 32X3/4	23.00
01600803032032	604584005 ADAPTAD.C/PORCA UNIAO.32X1	23.00
01600803040040	605589005 ADAPTAD.C/PORCA UNIAO 40X11/4	28.60
01600803040075	605585005 ADAPTAD.C/PORCA UNIAO 40X11/2	28.60
01600803050063	606581005 ADAPTAD.C/PORCA UNIAO 50X2	48.30

**ADAPTADORES LIG.MEPLA - MAPRESS COBRE GE**

01600804016015	611512245 ADAPT.LIG.MEPLA-MAPRE.CU 16X15	14.50
01600804020018	612512245 ADAPT.LIG.MEPLA-MAPRE.CU 20X18	16.30
01600804026022	613513245 ADAPT.LIG.MEPLA-MAPRE.CU 26X22	19.60

**ADAPTADORES LIG.MEPLA - MAPRESS INOX GEB**

01600805016015	601508005 ADAPT.LIG.MEPLA-MAP.INOX 16X15	7.50
01600805020018	602508005 ADAPT.LIG.MEPLA-MAP.INOX 20X18	9.20
01600805026022	603508005 ADAPT.LIG.MEPLA-MAP.INOX 26X22	11.60
01600805032028	604508005 ADAPT.LIG.MEPLA-MAP.INOX 32X28	16.00
01600805040035	605508005 ADAPT.LIG.MEPLA-MAP.INOX 40X35	23.40
01600805050042	606508005 ADAPT.LIG.MEPLA-MAP.INOX 50X42	46.20
01600805063054	607508005 ADAPT.LIG.MEPLA-MAP.INOX 63X54	71.20

**ADAPTADORES LIGAÇÃO COM ROSCA FEMEA MEPL**

01600802026025	603556005 ADAPT.ROSCA FEMEA 26X3/4 MEPLA	12.80
01600802032032	604557005 ADAPT.ROSCA FEMEA 32X1 MEPLA	17.00
01600802050	606560005 ADAPT.ROSCA FEMEA 50 MEPLA	51.30

**VALV.CORTE IMBUTIDA C/BOTAO DE ACESSO**

01600808016	611021212 VALV.CORTE EMBUT.C/BOT.16	25.90
01600808020	612021212 VALV.CORTE EMBUT.C/BOT.20	24.80
01600808026020	613021212 VALV.CORTE EMBUT.C/BOT.26	27.80
016008086120601	612060001 EXTENSÃO P/VALVULA MEPLA CLICK	6.90

**VEDANTES GEBERIT CENTELLEN R WS 3825**

01600800032	242323001 VEDANTE CENTELL. R WS 3825 - 1	1.60
-------------	--	------

**CURVAS GEBERIT MEPLA****CURVAS 45° EM PVDF MEPLA**

01600401026	623245005 CURVA 45° PVDF 26 MEPLA	6.80
01600401032	624245005 CURVA 45° PVDF 32 MEPLA	8.90
01600401040	625245005 CURVA 45° PVDF 40 MEPLA	12.70
01600401050	626245005 CURVA 45° PVDF 50 MEPLA	20.10
01600401063	627245005 CURVA 45° PVDF 63 MEPLA	32.80
01600401075	628245005 CURVA 45° PVDF 75 MEPLA	71.50

**EQUIPAMENTOS E FERRA****ADAPTADORES P/COLARES DE COMPRESSAO GEBE**

01602520203	691203001 ADAPTADOR P/COLAR COMP.ZB203A	187.20
-------------	---	--------

**ADAPTADORES PARA MANDIBULAS**

01602508075	690459001 ADAPT.P/MANDIBULAS 75 MM	660.00
-------------	------------------------------------	--------

**ALICATE DE COMPRESSAO GEBERIT**

0160250501	690475001 ALICATE MANU.COMPRES.16 GEBERIT	139.10
01602505016020	690486004 ALICATE COMPRES.MAN.+CX D16-20	552.60
0160250502	690476001 ALICATE MANU.COMPRES.20 GEBERIT	139.00
0160250503	690474001 ALICATE MANU.COMPRES.26 GEBERIT	165.60

**CAIXAS COM OU SEM FERRAMENTAS GEBERIT**

016025140010	690593005 BATERIA NIMH GEBERIT 12 V	154.60
01602514002	690591P11 CARREGAD.BATERIAS P/690593001	81.30
01602514063	690467002 CAIXA C/FERRAMENTAS P/63 GEBER	699.20
01602514063075	691133001 MALA P/FERRAMENTAS D63-75MM	38.71

**CALIBRADORES - CHAMFRADOR GEBERIT**

0160250601	690212001 CALIBRAB./CHAMF16 A 26 GEBERIT	41.40
0160250602	690211001 CALIBRAB./CHAMF16 A 50 GEBERIT	48.50
0160250603	690214001 CALIBRAB./CHAMF16 A 75 GEBERIT	12.00

**COLARES DE COMPRESSAO GEBERIT MEPLA**

01602519075	691171001 COLAR COMPRESSAO (2) MEPLA 75	643.90
-------------	---	--------





**CONJUNTOS DE FERRAMENTAS COMP.2**

01602517063	690467002 CONJ.COLARES COMP.(2) MEPLA 63	699.20
-------------	--	--------

**CORPO P/MAQ.CURVAR GEBERIT**

0160251101	690901001 CORPO MAQUINA CURVAR GEBERIT	161.10
------------	--	--------

**CORTA TUBO MEPLA**

0160251201	690112001 CORTA-TUBO MEPLA 16-50	46.10
0160251202	690111001 PAR LAMINAS P/CORTA TUBO 16-75	36.80
0160251203	690115001 CORTA-TUBO MEPLA 32-75	91.40
0160251206	690134001 ALICATE CORTE,CALIBRA.-CHAMF.	68.10

**LAPIS AMARELO PEAD/MEPLA**

0160251301	690102001 LAPIS AMARELO COM MINA RETRATI	9.30
0160251302	690103001 MINAS DE SUB.LAPIS AMARELO	9.50

**MALAS PARA FERRAMENTAS**

0160251801	691137001 MALA PARA FERRAMENTAS GEBERIT	68.70
------------	---	-------

**MANDIBULA PARA MAQ.COMPRESSAO**

01602504001	690251001 CONJ.MANDIBUL.GEB.16/20/26/32	616.80
016025040016	690240001 MANDIBULA (2) GEBERIT MEPLA 16	136.50
016025040020	690241001 MANDIBULA (2) GEBERIT MEPLA 20	146.00
016025040026	690242001 MANDIBULA (2) GEBERIT MEPLA 26	158.10
016025040032	690243001 MANDIBULA (2) GEBERIT MEPLA 32	161.20
016025040040	690244001 MANDIBULA (2) GEBERIT MEPLA 40	161.20
016025040050	690245001 MANDIBULA (2) GEBERIT MEPLA 50	228.00

**MAQ.DE COMPRESSAO ELECTRICA**

01602501001	690511P21 MAQ.COMPRESSAO (2) ECO 203	1082.4
01602501002	691218P12 MAQ.COMPRES.(2) ECO 203 C/CX.	1493.6
0160250101	690525P22 MAQ.COMPRE.ELECT.16-50 GEBERIT	1500.0

**MAQ.DE CRUVAR HIDRAULICA**

0160250301	690412003 MAQ.CURVAR HIDRAUL.GEBERIT	366.70
------------	--------------------------------------	--------

**MATRIZES DE CURVAR GEBERIT**

0160250901	690906001 MATRIZ CURVAR 16	29.00
0160250902	690907001 MATRIZ CURVAR 20	29.00
0160250903	690908001 MATRIZ CURVAR 26	46.10
0160250904	690909001 MATRIZ CURVAR 32	74.60

**PINCAS P/FERRAM.MANUAL CURVAR HIDRAULICA**

0160251004	690904001 PINCA APOIO GEBERIT 26MM	50.70
0160251005	690905001 PINCA APOIO GEBERIT 32MM	55.90

**VERIFICADORES COMPRESSAO P/MAQ.E ALICATE**

0160251601	690491001 VERIFICADOR COMPRE.P/MAQ.E AL	2.70
------------	---	------

**FIXACOES P/TUBO MEP****GOLAS FIXACAO P/TUBO MEOLA GEBERIT**

01601201026	603702001 GOLA FIXACAO P/TUBO MEPLA 26	8.30
01601201032	604702001 GOLA FIXACAO P/TUBO MEPLA 32	2.40
01601201040	605702001 GOLA FIXACAO P/TUBO MEPLA 40	3.30
01601201050	606702001 GOLA FIXACAO P/TUBO MEPLA 50	4.00
01601201063	607702001 GOLA FIXACAO P/TUBO MEPLA 63	6.30

**JOELHOS GEBERIT MEPL****JOELHOS 90° EM PVDF MEPLA**

01600303016	621271005 JOELHO 90° PVDF 16 MEPLA	4.50
01600303020	622271005 JOELHO 90° PVDF 20 MEPLA	4.70
01600303026	623271005 JOELHO 90° PVDF 26 MEPLA	6.80
01600303032	624271005 JOELHO 90° PVDF 32 MEPLA	8.70
01600303040	625271005 JOELHO 90° PVDF 40 MEPLA	12.50
01600303050	626271005 JOELHO 90° PVDF 50 MEPLA	20.00
01600303063	627271005 JOELHO 90° PVDF 63 MEPLA	32.80
01600303075	628271005 JOELHO 90° PVDF 75 MEPLA	71.50

**JOELHOS FEMEOS EM LATAO MEPLA**

01600302016012	611256005 JOELHO F LATAO 16X1/2	8.80
----------------	---------------------------------	------



01600302020012	612256005 JOELHO F LATAO 20X1/2	9.60
01600302020034	612257005 JOELHO F LATAO 20X3/4	9.80
01600302026034	613257005 JOELHO F LATAO 26X3/4	13.80
01600302026100	603258005 JOELHO F BRONZE 26X1	21.60
01600302032100	614258005 JOELHO F LATAO 32X1	19.40
01600302040114	605259005 JOELHO F LATAO 40X11/4	36.60
01600302050114	606256005 JOELHO F LATAO 50X11/2	52.20
01600302063002	607256005 JOELHO F LATAO 63X2"	111.50

**JOELHOS MACHO EM LATAO MEPLA**

01600301016012	611252005 JOELHO M LATAO 16X1/2	8.90
01600301020012	612252005 JOELHO M LATAO 20X1/2	9.50
01600301020034	612253005 JOELHO M LATAO 20X3/4	9.80
01600301026034	613253005 JOELHO M LATAO 26X3/4	13.90
01600301026100	613254005 JOELHO M LATAO 26X1	13.90
01600301032100	614254005 JOELHO M LATAO 32X1	19.40
01600301040114	615255005 JOELHO M LATAO 40X11/4	23.40
01600301050112	606255005 JOELHO M LATAO 50X11/2	52.20

**JUNTAS DE REPARAÇÃO****JUNTAS DE REPARAÇÃO EM BRONZE GEBERIT**

01600901016	601575005 JUNTA REPAR.BRONZE GEBERIT 16	36.40
01600901020	602575005 JUNTA REPAR.BRONZE GEBERIT 20	39.60
01600901026	603575005 JUNTA REPAR.BRONZE GEBERIT 26	39.60
01600901032	604575005 JUNTA REPAR.BRONZE GEBERIT 32	49.00
01600901040	605575005 JUNTA REPAR.BRONZE GEBERIT 40	72.70
01600901050	606575005 JUNTA REPAR.BRONZE GEBERIT 50	103.90

**PATERES GEBERIT MEPL****PATERES CURTOS P/LIG.TORN.BRONZE MEPLA**

01600204016012	601293005 PATER CURTO P/TORN.BRON.16X1/2	12.70
01600204020	602285001 PATER 90 P/MEPLAFIX M/F 1/2	11.80
01600204020012	602293005 PATER CURTO P/TORN.BRON.20X1/2	14.20

**PATERES CURTOS P/TORNEIRA LATAO MEPLA**

01600201016012	611293005 PATER CURTO P/TORN.LAT.16X1/2	13.10
01600201020012	612293005 PATER CURTO P/TORN.LAT.20X1/2	14.10
01600201020034	612294005 PATER CURTO P/TORN.LAT.20X3/4	14.10
01600201026034	613294005 PATER CURTO P/TORN.LAT.26X3/4	18.10

**PATERES EXTRA CURTOS P/TORN.LATAO MEPLA**

01600202016	611289005 PATER EXTRA CURT.P/TORN.16X1/2	8.40
01600202020012	612289005 PATER EXTR.CURTO 20X1/2 MEPLA	9.20

**PATERES LONGO P/TORNEIRA EM LATAO MEPLA**

01600203016012	611296005 PATER LONGO P/TORN.LAT.16X1/2	16.20
01600203020012	612296005 PATER LONGO P/TORN.LAT.20X1/2	16.20

**PECAS SUBSTITUICAO****PECAS DE SUBSTITUICAO**

0160150101	241083211 CONJ.ESPELHO P/ VALV.CORTE GEBERIT	12.10
------------	--	-------

**PROTECOES LIGACAOSS****ABRACADEIRAS M8/M10 C/ISOL.ACUSTICO GEBE**

01601112015019	601851261 ABRACAD.M8/M10 C/ISOL.15-19	1.50
01601112025030	601853261 ABRACAD.M8/M10 C/ISOL.25-30	1.60

**ABRACADEIRAS P/TUBO SIMPLES GEBERIT**

01601113016	601763001 ABRACAD.TUBO SIMPLES 16	0.30
01601113020	602763001 ABRACAD.TUBO SIMPLES 20	0.30
01601113032	602765261 ABRACAD.TUBO SIMPLES 32	0.40

**CLIQUE TUBO C/FIX.MARTELO SIMPLES GEBERIT**

01601114015016	601710001 CLIPE TUBO C/FIX MARTELO 15-16	1.40
----------------	--	------

**CONJUNTOS 2 ANILHAS E ORINGS MEPLA**

01601102016	601910005 CONJ.2 ANILHAS E 2 ORINGS 16	1.50
01601102020	602910005 CONJ.2 ANILHAS E 2 ORINGS 20	1.50



01601102026	603910005 CONJ.2 ANILHAS E 2 ORINGS 26	1.50
01601102032	604910005 CONJ.2 ANILHAS E 2 ORINGS 32	1.50
01601102040	605910005 CONJ.2 ANILHAS E 2 ORINGS 40	3.20

**LIGAÇÕES MEPLA**

0160111601	602283001 LIGACAO RETA GEBERIT MF 1/2	11.80
------------	---------------------------------------	-------

**MANGAS DE ISOLAMENTO TERMICO GEBERIT**

01601111020	602800001 MANGA ISOL. TERMICO d20X6 L2M	3.80
-------------	---	------

**PLACAS FIXACAO RETA GEBERIT**

0160110801	601736001 PLACA FIXACAO GEBERIT RETA	5.40
------------	--------------------------------------	------

**PROTECÇÕES LIGAÇÕES TUBO/ACESSOR.GEBERIT**

01601101016	601811001 PROTECÇÃO LIG.TUBO BORRA.16	2.10
01601101020	602811001 PROTECÇÃO LIG.TUBO BORRA.20	3.00
01601101026	603811001 PROTECÇÃO LIG.TUBO BORRA.26	2.70

**REDUCOES GEBERIT MEP****REDUÇÕES EM PVDF MEPLA**

01600701020016	622650005 RED.PVDF 20X16 MEPLA	3.70
01600701026016	623650005 RED.PVDF 26X16 MEPLA	4.30
01600701026020	623651005 RED.PVDF 26X20 MEPLA	4.30
01600701032020	624651005 RED.PVDF 32X20 MEPLA	6.30
01600701032026	624652005 RED.PVDF 32X26 MEPLA	6.30
01600701040020	625651005 RED.PVDF 40X20 MEPLA	12.00
01600701040026	625652005 RED.PVDF 40X26 MEPLA	11.10
01600701040032	625653005 RED.PVDF 40X32 MEPLA	11.10
01600701050032	626652005 RED.PVDF 50X32 MEPLA	13.70
01600701050040	626653005 RED.PVDF 50X40 MEPLA	13.50
01600701063040	627653005 RED.PVDF 63X40 MEPLA	27.60
01600701063050	627654005 RED.PVDF 63X50 MEPLA	27.60
01600701075040	628653005 RED.PVDF 75X40 MEPLA	61.40
01600701075050	628654005 RED.PVDF 75X50 MEPLA	62.70
01600701075063	628655005 RED.PVDF 75X63 MEPLA	60.10

**TES GEBERIT MEPLA****TES AO CENTRO FEMEO EM LATAO**

016005011601216	601360005 TE CENTRO F BRONZE 16X1/2X16	22.70
016005012001220	602360005 TE CENTRO F BRONZE 20X1/2X20	22.90
016005012601226	603360005 TE CENTRO F BRONZE 26X1/2X26	24.20
016005012603426	603362005 TE CENTRO F BRONZE 26X3/4X26	24.20
016005013201232	604360005 TE CENTRO F BRONZE 32X1/2X32	32.30
016005013203432	604362005 TE CENTRO F BRONZE 32X3/4X32	32.30
016005013210032	604363005 TE CENTRO F BRONZE 32X1X32	32.30
016005014001240	605360005 TE CENTRO F BRONZE 40X1/2X40	32.40
016005014010040	605363005 TE CENTRO F BRONZE 40X1X40	32.40
016005014011440	605364005 TE CENTRO F BRONZE 40X11/4X40	40.80
016005015001250	606361005 TE CENTRO F BRONZE 50X1/2X50	54.00
016005015010050	606363005 TE CENTRO F BRONZE 50X1X50	54.00
016005015011250	606360005 TE CENTRO F BRONZE 50X11/2X50	54.00
016005016301263	607360005 TE CENTRO F BRONZE 63X1/2X63	151.00
016005016310063	607363005 TE CENTRO F BRONZE 63X1X63	151.00
016005016320063	607366005 TE CENTRO F BRONZE 63X2X63	151.00
01600501L1501216	611362005 TE CENTRO F LATAO 16X1/2X16	12.40
01600501L2001220	612360005 TE CENTRO F LATAO 20X1/2X20	14.50
01600501L2601220	613361005 TE CENTRO F LATAO 26X1/2X20	16.90
01600501L2601226	613360005 TE CENTRO F LATAO 26X1/2X26	16.90
01600501L2603426	613362005 TE CENTRO F LATAO 26X3/4X26	16.90
01600501L3201232	614360005 TE CENTRO F LATAO 32X1/2X32	20.70
01600501L3203432	614362005 TE CENTRO F LATAO 32X3/4X32	20.70
01600501L3210032	614363005 TE CENTRO F LATAO 32X1X32	20.70

**TES REDUÇÃO EM PVDF MEPLA**

01600503162016	622313005 TE RED.PVDF 16X20X16	8.20
----------------	--------------------------------	------



01600503201616	622314005 TE RED.PVDF 20X16X16	8.00
01600503201620	622311005 TE RED.PVDF 20X16X20	8.00
01600503202016	622312005 TE RED.PVDF 20X20X16	8.00
01600503202620	623318005 TE RED.PVDF 20X26X20	8.40
01600503261626	623311005 TE RED.PVDF 26X16X26	8.70
01600503262020	623317005 TE RED.PVDF 26X20X20	8.70
01600503262026	623315005 TE RED.PVDF 26X20X26	8.70
01600503262620	623316005 TE RED.PVDF 26X26X20	8.90
01600503321632	624311005 TE RED.PVDF 32X16X32	11.10
01600503322026	624314005 TE RED.PVDF 32X20X26	11.10
01600503322032	624317005 TE RED.PVDF 32X20X32	11.10
01600503322626	624316005 TE RED.PVDF 32X26X26	11.10
01600503322632	624319005 TE RED.PVDF 32X26X32	11.10
01600503402040	625317005 TE RED.PVDF 40X20X40	15.40
01600503402640	625319005 TE RED.PVDF 40X26X40	15.90
01600503403240	625321005 TE RED.PVDF 40X32X40	16.00
01600503502650	626317005 TE RED.PVDF 50X26X50	24.20
01600503503250	626319005 TE RED.PVDF 50X32X50	24.20
01600503504040	626320005 TE RED.PVDF 50X40X40	27.30
01600503504050	626321005 TE RED.PVDF 50X40X50	25.90
01600503632663	627316005 TE RED.PVDF 63X26X63	52.00
01600503633263	627320005 TE RED.PVDF 63X32X63	52.00
01600503634063	627321005 TE RED.PVDF 63X40X63	52.00
01600503635063	627322005 TE RED.PVDF 63X50X63	52.00
01600503752675	628316005 TE RED.PVDF 75X26X75	114.20
01600503753275	628320005 TE RED.PVDF 75X32X75	114.20
01600503754075	628321005 TE RED.PVDF 75X40X75	114.20
01600503755075	628322005 TE RED.PVDF 75X50X75	114.20
01600503756375	628323005 TE RED.PVDF 75X63X75	114.20

**TES REDUÇÃO EM BRONZE MEPLA**

01600504032016032	604311001 TE RED. MEPLA LATAO 32X16X32	12.60
-------------------	--	-------

**TES SIMPLES EM PVDF MEPLA**

01600502016	621310005 TE SIMPLES PVDF 16 MEPLA	7.60
01600502020	622310005 TE SIMPLES PVDF 20 MEPLA	7.60
01600502026	623310005 TE SIMPLES PVDF 26 MEPLA	8.70
01600502032	624310005 TE SIMPLES PVDF 32 MEPLA	10.80
01600502040	625310005 TE SIMPLES PVDF 40 MEPLA	15.40
01600502050	626310005 TE SIMPLES PVDF 50 MEPLA	24.90
01600502063	627310005 TE SIMPLES PVDF 63 MEPLA	52.00
01600502075	628310005 TE SIMPLES PVDF 75 MEPLA	114.20

**TUBOS TRICOMPOSTOS G****TUBOS TRICOMPOSTOS GEBERIT MEPLA EM ROLO**

01600101016	601130002 TUBO TRICOMP.16 MEPLA R.100MTS	2.50
016001010160	601130001 TUBO TRICOMP.16 MEPLA R.50MTS	2.70
01600101020	602130002 TUBO TRICOMP.20 MEPLA R.100MTS	3.50
016001010200	602130001 TUBO TRICOMP.20 MEPLA R.50MTS	3.70
01600101026	603110001 TUBO TRICOMP.26 MEPLAR.50MTS	6.20

**TUBOS TRICOMPOSTOS GEBERIT MEPLA EM VARA**

01600102016	601100001 TUBO TRICOMP.VARA 16 MEPLA	3.20
01600102020	602100001 TUBO TRICOMP.VARA 20 MEPLA	4.40
01600102026	603100001 TUBO TRICOMP.VARA 26 MEPLA	7.60
01600102032	604100001 TUBO TRICOMP.VARA 32 MEPLA	10.50
01600102040	605100001 TUBO TRICOMP.VARA 40 MEPLA	18.80
01600102050	606100001 TUBO TRICOMP.VARA 50 MEPLA	23.00
01600102063	607100001 TUBO TRICOMP.VARA 63 MEPLA	32.90
01600102075	608100001 TUBO TRICOMP.VARA 75 MEPLA	57.50

**UNIOES GEBERIT MEPLA****UNIOES DESMONTAVEIS, C/VED.CONICO BRONZ**

01600606016	601571005 UNIAO DESM.C/VED.CONI.BRZE 16	19.40
-------------	---	-------



+351 244 800 160  
+351 244 802 323



geral@canalcentro.pt  
info@canalcentro.pt



R. do Bailadouro s/nº,  
2410-211 Pousos



01600606020	602571005 UNIAO DESM.C/VED.CONI.BRZE 20	21.30
01600606026	603571005 UNIAO DESM.C/VED.CONI.BRZE 26	24.90
01600606032	604571005 UNIAO DESM.C/VED.CONI.BRZE 32	32.40
01600606040	605571005 UNIAO DESM.C/VED.CONI.BRZE 40	40.50
01600606050	606571005 UNIAO DESM.C/VED.CONI.BRZE 50	80.90
01600606063	607571005 UNIAO DESM.C/VED.CONI.BRZE 63	169.00

**UNIOES EM PVDF MEPLA**

01600603016	621505005 UNIAO SIMPLES PVDF 16 MEPLA	3.20
01600603020	622505005 UNIAO SIMPLES PVDF 20 MEPLA	3.50
01600603026	623505005 UNIAO SIMPLES PVDF 26 MEPLA	4.20
01600603032	624505005 UNIAO SIMPLES PVDF 32 MEPLA	6.10
01600603040	625505005 UNIAO SIMPLES PVDF 40 MEPLA	10.20
01600603050	626505005 UNIAO SIMPLES PVDF 50 MEPLA	13.90
01600603063	627505005 UNIAO SIMPLES PVDF 63 MEPLA	27.40
01600603075	628505005 UNIAO SIMPLES PVDF 75 MEPLA	60.10

**UNIOES FEMEA EM LATAO MEPLA**

01600602016012	611555005 UNIAO F LATAO 16X1/2	5.10
01600602016034	601556005 UNIAO F BRONZE 16X3/4	11.60
01600602020012	612555005 UNIAO F LATAO 20X1/2	5.60
01600602020012B	602555005 UNIAO F BRONZE 20X1/2	9.50
01600602020034	612556005 UNIAO F LATAO 20X3/4	5.60
01600602026034	613556005 UNIAO F LATAO 26X3/4	8.50
01600602026100	613557005 UNIAO F LATAO 26X1	8.50
01600602032100	614557005 UNIAO F LATAO 32X1	11.50
01600602040100	605557005 UNIAO F BRONZE 40X1	16.60
01600602040114	605558005 UNIAO F BRONZE 40X11/4	16.60
01600602050112	606559005 UNIAO F BRONZE 50X11/2	39.20
01600602063200	607560005 UNIAO F BRONZE 63X2	64.30
01600602075075	608561005 UNIAO F BRONZE 75X21/2	115.00

**UNIOES MACHO EM LATAO MEPLA**

01600601016012	611535005 UNIAO M LATAO 16X1/2	5.10
01600601016034	601536005 UNIAO M BRONZE 16X3/4	10.20
01600601020012	612535005 UNIAO M LATAO 20X1/2	5.50
01600601020034	612536005 UNIAO M LATAO 20X3/4	5.60
01600601026012	613535005 UNIAO M LATAO 26X1/2	8.50
01600601026034	613536005 UNIAO M LATAO 26X3/4	8.20
01600601026100	613537005 UNIAO M LATAO 26X1	8.50
01600601032100	614537005 UNIAO M LATAO 32X1	11.20
01600601032114	604538005 UNIAO M BRONZE 32X11/4	19.50
01600601040100	605537005 UNIAO M BRONZE 40X1	16.60
01600601040114	605538005 UNIAO M BRONZE 40X11/4	16.60
01600601050112	606537005 UNIAO M BRONZE 50X11/2	38.20
01600601050200	606540005 UNIAO M BRONZE 50X2	42.90
01600601063002	607539005 UNIAO M BRONZE 63X2	58.90
01600601075075	608541005 UNIAO M BRONZE 75X21/2	115.00

**VALVULAS CORTE EMBUT****VALVULAS CORTE EMBUTIDA COM ROSETA GEBER**

01601002016	611011212 VAL. CORTE EMBUT.C/ROSETA 16	35.50
01601002020	612011212 VAL. CORTE EMBUT.C/ROSETA 20	35.80
01601002026	613011212 VAL. CORTE EMBUT.C/ROSETA 26	39.40

**VALVULAS CORTE EMBUTIR C/MANIPULO GEBERI**

01601001016	611061002 VALV.CORTE MEPLA C/MANIP.16	25.60
01601001020	612061002 VALV.CORTE MEPLA C/MANIP.20	25.80
01601001026	613061002 VALV.CORTE MEPLA C/MANIP.26	27.00
01601001032	614061002 VALV.CORTE MEPLA C/MANIP.32	36.00
01601001040	615061002 VALV.CORTE MEPLA C/MANIP.40	68.50
01601001050	616061002 VALV.CORTE MEPLA C/MANIP.50	102.80

**TUBOS/ ACESSORIOS INOX MAPRESS GEBE**+351 244 800 160  
+351 244 802 323geral@canalcentro.pt  
info@canalcentro.ptR. do Bailadouro s/nº,  
2410-211 Pousos

**ADAPTADORES P/SISTE****ADAP.C/PORCA UNIAO LATAO GEB.MAP.INOX**

015912080761	35039 ADAP.MAP.INOX PORCA UNIAO 76.1 GEB	203.50
--------------	--	--------

**ADAP.C/ROSCA FEMEA GEBERIT MAPRESS**

01591201018020	31803 ADAPTA.FEMEO INOX MAPRESS 18X1/2	11.90
01591201018025	31804 ADAPTA.FEMEO INOX MAPRESS 18X3/4	12.20
01591201022020	31805 ADAPTA.FEMEO INOX MAPRESS 22X1/2	14.80
01591201022025	31806 ADAPTA.FEMEO INOX MAPRESS 22X3/4	14.80
01591201028025	31819 ADAPTA.FEMEO INOX MAPRESS 28X3/4	20.90
01591201028032	31809 ADAPTA.FEMEO INOX MAPRESS 28X1	20.90
01591201035032	31820 ADAPTA.FEMEO INOX MAPRESS 35X1	34.40
01591201035040	31811 ADAPTA.FEMEO INOX MAPRESS 35X11/4	34.40
01591201042040	31821 ADAPTA.FEMEO INOX MAPRESS 42X11/4	44.20
01591201042050	31814 ADAPTA.FEMEO INOX MAPRESS 42X11/2	44.20
01591201054050	31822 ADAPTA.FEMEO INOX MAPRESS 54X11/2	49.60
01591201054063	31818 ADAPTA.FEMEO INOX MAPRESS 54X2	49.60

**ADAP.C/ROSCA MACHO GEBERIT MAPRESS**

01591202015020	31703 ADAPTADOR MACHO MAPRESS 15X1/2	11.20
01591202018020	31704 ADAPTADOR MACHO MAPRESS 18X1/2	12.20
01591202022025	31707 ADAPTADOR MACHO MAPRESS 22X3/4	14.80
01591202022032	31716 ADAPTADOR MACHO MAPRESS 22X1	14.80
01591202028025	31717 ADAPTADOR MACHO MAPRESS 28X3/4	20.90
01591202028032	31708 ADAPTADOR MACHO MAPRESS 28X1	20.90
01591202028040	31718 ADAPTADOR MACHO MAPRESS 28X11/4	20.90
01591202035032	31719 ADAPTADOR MACHO MAPRESS 35X1	34.40
01591202035040	31709 ADAPTADOR MACHO MAPRESS 35X11/4	34.40
01591202035050	31720 ADAPTADOR MACHO MAPRESS 35X11/2	34.40
01591202042040	31721 ADAPTADOR MACHO MAPRESS 42X11/4	44.20
01591202042050	31710 ADAPTADOR MACHO MAPRESS 42X11/2	44.20
01591202054050	31722 ADAPTADOR MACHO MAPRESS 54X11/2	49.60
01591202054063	31711 ADAPTADOR MACHO MAPRESS 54X2	49.60
015912020761075	31713 ADAPTADOR MACHO MAPRESS 76.1X21/2	225.50
015912020889090	31724 ADAPTADOR MACHO MAPRESS 88,9X3	337.30

**ADAP.ROSCA FEM E PONTA PLANA MAPRESS GEB**

01591206022034	90936 ADAP.TRANS.ROSCA F. E P.PL 22X3/4	15.70
----------------	---	-------

**ADAP.ROSCA FEM.E MAPRESS GEB**

01591205054063	31940 ADAPTADOR R.MACHO P.PLANA 54X2 MAP	49.60
----------------	--	-------

**ADAP.TRANSIÇÃO C/R.MACHO GEBERIT MAPRESS**

01591203018012	35332 ADAP.TRANS.M.C/PORCA UNIAO 18X1/2	21.60
01591203022034	35335 ADAP.TRANS.M.C/PORCA UNIAO 22X3/4	22.60

**ADAPTADORES GEBERIT****ADAPTADOR C/ROSCA FE.E PONTAS AÇO CARB.**

01594103054063	21940 ADAPT.ROSCA FE.C/P.AÇO CARBON.54X2	19.50
----------------	--	-------

**ADAPTADOR C/ROSCA FE.MAPRESS AÇO CARBONO**

01594104054063	21818 ADAPT.ROSC.FE.AÇO CARBONO 54X2	19.50
01594109054063	25309 ADAPT.ROSCA FE.ALO CARBONO 54X2	69.80

**ADAPTADOR C/ROSCA MA.DESAPARAF.AÇO CARB.**

01594108054063	25340 ADAPT.ROSCA FE.DESAPARAF.CARB.54X2	73.20
----------------	--	-------

**ADAPTADOR C/ROSCA MA.MAPRESS AÇO CARBONO**

01594102015020	21703 ADAPT.ROSCA MA.MAP.AÇO CARB.15X1/2	5.30
01594102022025	21707 ADAPT.ROSCA MA.MAP.AÇO CARB.22X3/4	6.30
01594102028025	21717 ADAPT.ROSCA MA.MAP.AÇO CARB.28X3/4	8.00
01594102028032	21708 ADAPT.ROSCA MA.MAP.AÇO CARB.28X1	8.20
01594102035040	21709 ADAPT.ROSCA MA.MAP.AÇO CARB35X11/4	11.00
01594102042050	21710 ADAPT.ROSCA MA.MAP.AÇO CARB42X11/2	12.70
01594102054063	21711 ADAPT.ROSCA MA.MAP.AÇO CARB.54X2	18.90

**ADAPTADOR TRANSI.90.MAPRESS AÇO CARBONO**

+351 244 800 160  
+351 244 802 323



geral@canalcentro.pt  
info@canalcentro.pt



R. do Bailadouro s/nº,  
2410-211 Pousos



01594111015020 20553 ADAP.TRAN.90. ACO CARBONO F.15X1/2 7.50

**CURVAS 45.INOX MAPRE****CURVAS 45° C/1 PONTA PLANA GEB.MAPRESS**

01590602015	30702 CURVA P.PLANAS 45. MAPRESS 15	8.50
01590602018	30703 CURVA P.PLANAS 45. MAPRESS 18	9.50
01590602022	30704 CURVA P.PLANAS 45. MAPRESS 22	11.70
01590602028	30705 CURVA P.PLANAS 45. MAPRESS 28	14.70
01590602035	32706 CURVA P.PLANAS 45. MAPRESS 35	19.50
01590602042	32707 CURVA P.PLANAS 45. MAPRESS 42	30.80
01590602054	32708 CURVA P.PLANAS 45. MAPRESS 54	41.00
015906020761	32709 CURVA P.PLANAS 45. MAPRESS 76.1	120.50
015906020889	32710 CURVA P.PLANAS 45. MAPRESS 88.9	144.70

**CURVAS 45° GEBERIT MAPRESS**

01590601015	30602 CURVA 45. INOX MAPRESS 15	8.50
01590601018	30603 CURVA 45. INOX MAPRESS 18	9.50
01590601022	30604 CURVA 45. INOX MAPRESS 22	11.70
01590601028	30605 CURVA 45. INOX MAPRESS 28	14.70
01590601035	32606 CURVA 45. INOX MAPRESS 35	19.50
01590601042	32607 CURVA 45. INOX MAPRESS 42	30.80
01590601054	32608 CURVA 45. INOX MAPRESS 54	41.00
015906010761	32609 CURVA 45. INOX MAPRESS 76.1	120.50
015906010889	32610 CURVA 45. INOX MAPRESS 88.9	144.70
01590601108	32611 CURVA 45. INOX MAPRESS 108	198.00

**CURVAS 90.INOX MAPRE****CURVAS 90° C/PONTAS PLANAS GEB.MAPRESS**

01590502015	30302 CURVA 90° P.PLANA INOX MAPRESS 15	8.50
01590502022	30304 CURVA 90° P.PLANA INOX MAPRESS 22	11.70
01590502028	30305 CURVA 90° P.PLANA INOX MAPRESS 28	14.70
01590502035	33306 CURVA 90° P.PLANA INOX MAPRESS 35	19.50
01590502042	33307 CURVA 90° P.PLANA INOX MAPRESS 42	30.80
01590502054	33308 CURVA 90° P.PLANA INOX MAPRESS 54	41.00
015905020761	33309 CURVA 90° P.PLANA INOX MAPRESS 76,1	120.50
015905020889	33310 CURVA 90° P.PLANA INOX MAPRESS 88,9	144.70

**CURVAS 90° GEBERIT MAPRESS**

01590501012	30101 CURVA 90. INOX MAPRESS 12	7.70
01590501015	30102 CURVA 90. INOX MAPRESS 15	8.50
01590501018	30103 CURVA 90. INOX MAPRESS 18	9.50
01590501022	30104 CURVA 90. INOX MAPRESS 22	11.70
01590501028	30105 CURVA 90. INOX MAPRESS 28	14.70
01590501035	31106 CURVA 90. INOX MAPRESS 35	19.50
01590501042	31107 CURVA 90. INOX MAPRESS 42	30.80
01590501054	31108 CURVA 90. INOX MAPRESS 54	41.00
015905010761	31109 CURVA 90. INOX MAPRESS 76.1	120.50
015905010889	31110 CURVA 90. INOX MAPRESS 88.9	144.70
01590501108	31111 CURVA 90. INOX MAPRESS 108	198.00

**CURVAS GEBERIT MAPRE****CURVAS 45. GEBERIT MAPRESS AÇO CARBONO**

01594404035	23606 CURVA 45.MAPRESS AÇO CARBONO 35	9.20
01594404042	23607 CURVA 45.MAPRESS AÇO CARBONO 42	14.60
01594404054	23608 CURVA 45.MAPRESS AÇO CARBONO 54	19.40
015944040761	20609 CURVA 45.MAPRESS AÇO CARBONO 76.1	65.00

**CURVAS 45.MAP.AÇO CARBONO C/PONTA PLAN**

01594405022	20704 CURVA 45.C/P.PLANA MAP.AÇO CARB.22	3.70
01594405028	20705 CURVA 45.C/P.PLANA MAP.AÇO CARB.28	5.00
01594405054	23708 CURVA 45.C/P.PLANA MAP.AÇO CARB.54	19.40
015944050761	20709 CURVA 45.C/P.PLAN.MAP.AÇ.CARB.76.1	65.00

**CURVAS 90. GEBERIT MAPRESS AÇO CARBONO**

01594401015	20102 CURVA 90.MAPRESS AÇO CARBONO 15	3.20
-------------	---------------------------------------	------

+351 244 800 160  
+351 244 802 323geral@canalcentro.pt  
info@canalcentro.ptR. do Bailadouro s/nº,  
2410-211 Pousos



01594401018	20103 CURVA 90.MAPRESS AÇO CARBONO 18	3.50
01594401022	20104 CURVA 90.MAPRESS AÇO CARBONO 22	3.70
01594401028	20105 CURVA 90.MAPRESS AÇO CARBONO 28	5.00
01594401035	23106 CURVA 90.MAPRESS AÇO CARBONO 35	9.20
01594401042	23107 CURVA 90.MAPRESS AÇO CARBONO 42	14.60
01594401054	23108 CURVA 90.MAPRESS AÇO CARBONO 54	19.40
015944010761	20109 CURVA 90.MAPRESS AÇO CARBONO 76,1	65.00

**CURVAS 90.MAP.AÇO CARBONO C/PONTA PLAN**

01594402054	23308 CURVA 90.C/P.PLANA MAP.AÇO CARB.54	19.40
015944020761	20309 CURVA 90.C/P.PLAN.MAP.AÇ.CARB.76.1	65.00

**JOELHO 90.P/SIST.MAP****JOELHOS 90° C/PATER C/R.FEMEA, DESCENTR.**

01591312022	33427 JOELHO 90.C/PATER F.22X3/4 MAPRESS	26.80
-------------	--	-------

**JOELHOS 90° C/PATER C/ROSC.FEMEA MAPRESS**

01591308015020	33403 JOELHO 90.C/PATER F15X1/2 MAPRESS	19.20
01591308022025	33407 JOELHO 90.C/PATER F22X3/4 MAPRESS	26.80

**JOELHOS 90° C/PATER PASSAGEM MAPRESS**

01591311015020	33503 JOELHO C/PAT.F.PASSAG.90° 15X1/2	30.00
----------------	--	-------

**JOELHOS 90° C/ROSCA FEMEA GEB.MAPRESS**

01591301015	33803 JOELHO ADAP.90.C/ROSC.F.15X1/2 MAP	15.60
01591301018	33804 JOELHO ADAP.90.C/ROSC.F.18X1/2 MAP	16.70
01591301022	33805 JOELHO ADAP.90.C/ROSC.F.22X3/4 MAP	21.50
01591301028	33806 JOELHO ADAP.90.C/ROSC.F.28X1 MAP	27.50
01591301035	33807 JOELHO ADAP.90.ROSC.F.35X1 1/4 MAP	38.90

**JOELHOS 90° C/ROSCA MACHO GEB.MAPRESS**

01591302035	33837 JOELHO ADAP.90.C/ROS.MACHO 35X11/4	38.90
01591302042050	33838 JOELHO MACHO MAPRESS 42X11/2	68.30
01591302054063	33839 JOELHO MACHO INOX MAPRESS 54X2	87.10

**JOELHOS ADAPT.GEB MA****JOELHOS ADPAP. MAPRESS AÇO CARBONO**

01594701015	21613 JOELHO ADAP.90.C/ROSC.M.15X1/2 MAP	6.20
-------------	--	------

**MAQ.E FERRAMEN.MAPR****ADAPTADORES P/COLAR COMPRESSAO MAPRESS**

0159300590795	90795 ADAPT.P/COLAR COMPRESS.ZB 323 (3)	536.10
---------------	---	--------

**CALIBRADORES-CHAMFRADORES GEBERIT MAPRES**

015930061254	90363 CALIBRADOR GEBERIT MAPRESS 12-54	31.50
--------------	--	-------

**CONJUNTOS MORDENTES COMPRESSAO MAPRESS**

0159300403	691396002 CONJ.MORD.COMPRES.MAPRESS42-54	1294.1
0159300404	691293001 CONJ MORD.COMPR.15/22/28/35 MA	591.90

**CORTA-TUBOS GEBERIT MAPRESS**

015930071254	91088 CORTA TUBO GEBERIT MAPRESS 12-54	60.30
--------------	--	-------

**LAMINAS P/CORTA TUBOS GEBERIT MAPRESS**

01593008012054	91092 CONJ.LAMINAS P/CORTA TUBO MAP12-54	20.70
----------------	--	-------

**MAUINAS ELECTRICAS MAPRESS**

0159300101	691310P23 MAQ.ELECT.ECO 301 MAPRESS	1942.0
------------	-------------------------------------	--------

**MOLDES GEBERIT MAPRESS**

0159300912108	90351 MOLDE GEBERIT MAPRESS 12-108	5.80
---------------	------------------------------------	------

**REDUCOES GEBERIT MAP****REDUÇÕES GEBERIT MAPRESS ACO CARBONO**

01594301018015	22303 REDUCAO MAPRESS ACO CARBONO 18X15	2.50
01594301022015	22305 REDUCAO MAPRESS ACO CARBONO 22X15	3.10
01594301022018	22306 REDUCAO MAPRESS ACO CARBONO 22X18	3.10
01594301028015	22307 REDUCAO MAPRESS ACO CARBONO 28X15	4.40
01594301028022	22309 REDUCAO MAPRESS ACO CARBONO 28X22	4.40
01594301035015	22310 REDUCAO MAPRESS ACO CARBONO 35X15	8.20
01594301035018	22311 REDUCAO MAPRESS ACO CARBONO 35X18	8.20



01594301035022	22312 REDUCAO MAPRESS ACO CARBONO 35X22	8.20
01594301035028	22313 REDUCAO MAPRESS ACO CARBONO 35X28	8.20
01594301042018	22315 REDUCAO MAPRESS ACO CARBONO 42X18	8.60
01594301042028	22317 REDUCAO MAPRESS ACO CARBONO 42X28	8.90
01594301042035	22318 REDUCAO MAPRESS ACO CARBONO 42X35	8.90
01594301054022	22321 REDUCAO MAPRESS ACO CARBONO 54X22	14.10
01594301054028	22322 REDUCAO MAPRESS ACO CARBONO 54X28	14.10
01594301054035	22323 REDUCAO MAPRESS ACO CARBONO 54X35	14.10
01594301054042	22324 REDUCAO MAPRESS ACO CARBONO 54X42	14.10
015943010761054	22331 REDUCAO MAPRESS ACO CARBO. 76.1X54	38.50

**REDUCOES INOX MAPRES****REDUÇÃO C/1 PONTA PLANA GEB.MAPRESS**

01591001018015	32303 RED.C/P.PLANA MAPRESS 18X15	6.40
01591001022015	32305 RED.C/P.PLANA MAPRESS 22X15	7.00
01591001022018	32306 RED.C/P.PLANA MAPRESS 22X18	7.00
01591001028015	32307 RED.C/P.PLANA MAPRESS 28X15	7.90
01591001028018	32308 RED.C/P.PLANA MAPRESS 28X18	7.90
01591001028022	32309 RED.C/P.PLANA MAPRESS 28X22	7.90
01591001035015	32310 RED.C/P.PLANA MAPRESS 35X15	12.20
01591001035018	32311 RED.C/P.PLANA MAPRESS 35X18	12.20
01591001035022	32312 RED.C/P.PLANA MAPRESS 35X22	12.20
01591001035028	32313 RED.C/P.PLANA MAPRESS 35X28	12.20
01591001042015	32314 RED.C/P.PLANA MAPRESS 42X15	16.30
01591001042022	32316 RED.C/P.PLANA MAPRESS 42X22	16.30
01591001042028	32317 RED.C/P.PLANA MAPRESS 42X28	16.30
01591001042035	32318 RED.C/P.PLANA MAPRESS 42X35	16.30
01591001054022	32321 RED.C/P.PLANA MAPRESS 54X22	22.90
01591001054028	32322 RED.C/P.PLANA MAPRESS 54X28	22.90
01591001054035	32323 RED.C/P.PLANA MAPRESS 54X35	22.90
01591001054042	32324 RED.C/P.PLANA MAPRESS 54X42	22.90
015910010761054	32331 RED.C/P.PLANA MAPRESS 76.1X54	70.60
015910010889054	32338 RED.C/P.PLANA MAPRESS 88.9X54	76.00
0159100108890761	32339 RED.C/P.PLANA MAPRESS 88.9X76.1	76.00
01591001108054	32345 RED.C/P.PLANA MAPRESS 108X54	80.00
015910011080761	32346 RED.C/P.PLANA MAPRESS 108X76.1	80.00
015910011080889	32348 RED.C/P.PLANA MAPRESS 108X88.9	80.00

**TAMPOES GEBER.CARBO****TAMPOES GEBERIT MAPRESS AÇO CARBONO**

01594601054	20218 TAMPAO MAPRESS AÇO CARBONO 54	17.60
015946010761	20219 TAMPAO MAPRESS AÇO CARBONO 76.1	28.30

**TAMPOES INOX MAPRESS****TAMPOES FEMEA GEBERIT MAPRES**

01590401018	33213 TAMPAO FEMEA MAP.INOX GEBERIT 18	9.60
01590401022	33214 TAMPAO FEMEA MAP.INOX GEBERIT 22	10.70
01590401028	33215 TAMPAO FEMEA MAP.INOX GEBERIT 28	12.20
01590401035	33216 TAMPAO FEMEA MAP.INOX GEBERIT 35	17.30
01590401042	33217 TAMPAO FEMEA MAP.INOX GEBERIT 42	36.30
01590401054	33218 TAMPAO FEMEA MAP.INOX GEBERIT 54	40.80

**TES GEBERIT MAPRESS****TES IGUAIS C/ROSCA FEM. GEB.MAP.AÇO CARB**

01594503054025	21321 TE C/ROSC.FEM.AÇO CARBON.54X3/4X54	21.60
01594503054032	21322 TE C/ROSC.FEM.AÇO CARBON.54X1X54	20.90
01594503054063	21324 TE C/ROSC.FEM.AÇO CARBON.54X2X54	39.90
015945030761025	21326 TE C/ROSC.FEM.AÇ.CAR.76.1X3/4X76.1	74.80

**TES IGUAIS GEBERIT MAPRESS AÇO CARBONO**

01594501015	21002 TE IGUAL GEB.MAP.AÇO CARBONO 15	5.10
01594501022	21004 TE IGUAL GEB.MAP.AÇO CARBONO 22	5.70
01594501028	21005 TE IGUAL GEB.MAP.AÇO CARBONO 28	9.10



01594501035	21006 TE IGUAL GEB.MAP.AÇO CARBONO 35	11.90
01594501042	21007 TE IGUAL GEB.MAP.AÇO CARBONO 42	16.50
01594501054	21008 TE IGUAL GEB.MAP.AÇO CARBONO 54	20.10
015945010761	21009 TE IGUAL GEB.MAP.AÇO CARBONO 76.1	124.10

**TES REDUCAO GEBERIT MAPRESS ACO CARBONO**

01594502015022	21104 TE RED.MAPRES.ACO CARBONO 15X22X15	5.90
01594502018015	21204 TE RED.MAPRES.ACO CARBONO 18X15X18	5.40
01594502022015	21206 TE RED.MAPRES.ACO CARBONO 22X15X22	5.90
01594502022018	21207 TE RED.MAPRES.ACO CARBONO 22X18X22	5.90
01594502028015	21209 TE RED.MAPRES.ACO CARBONO 28X15X28	8.00
01594502028018	21210 TE RED.MAPRES.ACO CARBONO 28X18X28	8.00
01594502028022	21211 TE RED.MAPRES.ACO CARBONO 28X22X28	8.00
01594502035015	21212 TE RED.MAPRES.ACO CARBONO 35X15X35	11.90
01594502035018	21213 TE RED.MAPRES.ACO CARBONO 35X18X35	11.90
01594502035022	21214 TE RED.MAPRES.ACO CARBONO 35X22X35	11.90
01594502035028	21215 TE RED.MAPRES.ACO CARBONO 35X28X35	11.90
01594502042015	21216 TE RED.MAPRES.ACO CARBONO 42X15X42	15.70
01594502042022	21218 TE RED.MAPRES.ACO CARBONO 42X22X42	16.50
01594502042028	21219 TE RED.MAPRES.ACO CARBONO 42X28X42	16.50
01594502054015	21221 TE RED.MAPRES.ACO CARBONO 54X15X54	19.30
01594502054022	21223 TE RED.MAPRES.ACO CARBONO 54X22X54	20.10
01594502054028	21224 TE RED.MAPRES.ACO CARBONO 54X28X54	20.10
015945020761054	21233 TE RED.MAPRES.ACO CAR.76.1X54X76.1	123.80

**TES P/SIST.GEB.MAPRE****TE CENTRO FEMEA GEBERIT MAPRESS**

01591103028025	31310 TE CENTRO ROSCADO FEM. 28X3/4X28	18.20
01591103035025	31313 TE CENTRO ROSCADO FEM. 35X3/4X35	22.10
01591103042025	31317 TE CENTRO ROSCADO FEM. 42X3/4X42	27.00
01591103054020	31320 TE CENTRO ROSCADO FEM.54X1/2X54	32.20
01591103054025	31321TE CENTRO ROSCADO FEM.54X3/4X54	32.20
01591103076025	31326 TE CENTRO ROSCADO FEM. 76X3/4X76	187.30
01591103076063	31329 TE CENTRO ROSCADO FEM. 76.1X2X76.1	187.30
01591103088063	31334 TE CENTRO ROSCADO FEM. 88.9X2X88.9	203.50

**TE IGUAL GEBERIT MAPRESS**

01591101015	31002 TE SIMPLES INOX MAPRESS 15	13.60
01591101018	31003 TE SIMPLES INOX MAPRESS 18	14.00
01591101022	31004 TE SIMPLES INOX MAPRESS 22	14.80
01591101028	31005 TE SIMPLES INOX MAPRESS 28	18.00
01591101035	31006 TE SIMPLES INOX MAPRESS 35	22.30
01591101042	31007 TE SIMPLES INOX MAPRESS 42	32.30
01591101054	31008 TE SIMPLES INOX MAPRESS 54	37.30
015911010761	31009 TE SIMPLES INOX MAPRESS 76.1	192.70
015911010889	31010 TE SIMPLES INOX MAPRESS 88.9	200.70
01591101108	31011 TE SIMPLES INOX MAPRESS 108	247.50

**TE REDUÇÃO GEBERIT MAPRESS**

01591102018015018	31204 TE RED.INOX MAPRESS 18X15X18	14.00
01591102022015022	31206 TE RED.INOX MAPRESS 22X15X22	14.80
01591102022018022	31207 TE RED.INOX MAPRESS 22X18X22	14.80
01591102028015028	31209 TE RED.INOX MAPRESS 28X15X28	18.00
01591102028018028	31210 TE RED.INOX MAPRESS 28X18X28	18.00
01591102028022028	31211 TE RED.INOX MAPRESS 28X22X28	18.00
01591102035015035	31212 TE RED.INOX MAPRESS 35X15X35	22.30
01591102035022035	31214 TE RED.INOX MAPRESS 35X22X35	22.00
01591102035028035	31215 TE RED.INOX MAPRESS 35X28X35	22.30
01591102042015042	31216 TE RED.INOX MAPRESS 42X15X42	32.30
01591102042022042	31218 TE RED.INOX MAPRESS 42X22X42	31.80
01591102042035042	31220 TE RED.INOX MAPRESS 42X35X42	32.30
01591102054015054	31221 TE RED.INOX MAPRESS 54X15X54	37.30
01591102054022054	31223 TE RED.INOX MAPRESS 54X22X54	37.30



01591102054028054	31224 TE RED.INOX MAPRESS 54X28X54	37.30
01591102054035054	31225 TE RED.INOX MAPRESS 54X35X54	37.30
01591102054042054	31226 TE RED.INOX MAPRESS 54X42X54	37.30
01591102076022076	31229 TE RED.INOX MAPRESS 76.1X22X76.1	192.70
01591102076028076	31230 TE RED.INOX MAPRESS 76.1X28X76.1	192.70
01591102076035076	31231 TE RED.INOX MAPRESS 76.1X35X76.1	192.70
01591102076042076	31232 TE RED.INOX MAPRESS 76.1X42X76.1	192.70
01591102076054076	31233 TE RED.INOX MAPRESS 76.1X54X76.1	192.70
01591102088022088	31236 TE RED.INOX MAPRESS 88.9X22X88.9	200.70
01591102088028088	31237 TE RED.INOX MAPRESS 88.9X28X88.9	200.70
01591102088035088	31238 TE RED.INOX MAPRESS 88.9X35X88.9	200.70
01591102088042088	31239 TE RED.INOX MAPRESS 88.9X42X88.9	200.70
01591102088076088	31241 TE RED.INOX MAPRESS 88.9X76.1X88.9	200.70
01591102108022108	31244 TE RED.INOX MAPRESS 108X22X108	247.50
01591102108028108	31245 TE RED.INOX MAPRESS 108X28X108	247.50
01591102108035108	31246 TE RED.INOX MAPRESS 108X35X108	247.50
01591102108042108	31247 TE RED.INOX MAPRESS 108X42X108	247.50
01591102108054108	31248 TE RED.INOX MAPRESS 108X54X108	247.50
015911021080761108	31249 TE RED.INOX MAPRESS 108X76.1X108	247.50
015911021080889108	31250 TE RED.INOX MAPRESS 108X88.9X108	247.50



#### TUBOS GEBERIT MAPRES

##### TUBO AÇO CARBONO GALV.EST.AT.PEQ.

01594001015	29252 TUBO MAPRESS AÇO CARBONO GALV.15	2.00
01594001018	29253 TUBO MAPRESS AÇO CARBONO GALV.18	2.20
01594001022	29254 TUBO MAPRESS AÇO CARBONO GALV.22	3.10
01594001028	29255 TUBO MAPRESS AÇO CARBONO GALV.28	4.00
01594001035	29256 TUBO MAPRESS AÇO CARBONO GALV.35	5.60
01594001042	29257 TUBO MAPRESS AÇO CARBONO GALV.42	7.20
01594001054	29258 TUBO MAPRESS AÇO CARBONO GALV.54	9.20
015940010761	29209 TUBO MAPRESS AÇO CARBONO GALV.76,1	23.30

#### TUBOS INOX MAPRESS

##### PONTAS DE TUBO AÇO INOX GEBERIT MAPRESS

01590106054	32056 PONTA TUBO GEBERIT MAPRESS 54	8.50
-------------	-------------------------------------	------

##### TUBOS AISI 316 GEBERIT MAPRESS (A.PEQ.)

01590101015	39202 TUBO INOX AISI 316 MAPRESS 15	6.20
01590101018	39203 TUBO INOX AISI 316 MAPRESS 18	7.60
01590101022	39204 TUBO INOX AISI 316 MAPRESS 22	10.40
01590101028	39205 TUBO INOX AISI 316 MAPRESS 28	12.60
01590101035	39206 TUBO INOX AISI 316 MAPRESS 35	18.40
01590101042	39207 TUBO INOX AISI 316 MAPRESS 42	22.40
01590101054	39208 TUBO INOX AISI 316 MAPRESS 54	28.10
015901010761	39209 TUBO INOX AISI 316 MAPRESS 76.1	58.90
015901010889	39210 TUBO INOX AISI 316 MAPRESS 88.9	66.80
01590101108	39211 TUBO INOX AISI 316 MAPRESS 108	85.50

#### UNIOES GEBERIT MAPRE

##### UNIOES GEBERIT MAPRESS AÇO CARBONO

01594201015	22002 UNIAO MAPRESS AÇO CARBONO 15	2.00
01594201018	22003 UNIAO MAPRESS AÇO CARBONO 18	2.10
01594201022	22004 UNIAO MAPRESS AÇO CARBONO 22	2.40
01594201028	22005 UNIAO MAPRESS AÇO CARBONO 28	3.00
01594201035	22006 UNIAO MAPRESS AÇO CARBONO 35	4.80
01594201042	22007 UNIAO MAPRESS AÇO CARBONO 42	6.70
01594201054	22008 UNIAO MAPRESS AÇO CARBONO 54	8.00
015942010761	22009 UNIAO MAPRESS AÇO CARBONO 76.1	43.30

#### UNIOES INOX MAPRESS

##### UNIAO CURTA GEBERIT MAPRESS

01590201012	33001 UNIAO CURTA INOX MAPRESS 12	6.60
01590201015	32002 UNIAO CURTA INOX MAPRESS 15	5.90



+351 244 800 160  
+351 244 802 323



geral@canalcentro.pt  
info@canalcentro.pt



R. do Bailadouro s/nº,  
2410-211 Pousos

01590201018	32003 UNIAO CURTA INOX MAPRESS 18	6.40
01590201022	32004 UNIAO CURTA INOX MAPRESS 22	7.40
01590201028	32005 UNIAO CURTA INOX MAPRESS 28	8.30
01590201035	32006 UNIAO CURTA INOX MAPRESS 35	10.40
01590201042	32007 UNIAO CURTA INOX MAPRESS 42	13.90
01590201054	32008 UNIAO CURTA INOX MAPRESS 54	16.70
015902010761	32009 UNIAO CURTA INOX MAPRESS 76.1	80.20
015902010889	32010 UNIAO CURTA INOX MAPRESS 88.9	93.70
01590201108	32011 UNIAO CURTA INOX MAPRESS 108	120.50

**UNIAO LONGA GEBERIT MAPRESS**

01590202054	32108 UNIAO LONGA INOX MAPRESS 54	22.30
015902020761	32109 UNIAO LONGA INOX MAPRESS 76.1	121.80
015902020889	32110 UNIAO LONGA INOX MAPRESS 88.9	136.10

**VALV.CORTE INOX MAP****VALV.CORTE ESF.INOX C/MANIP.GEBERIT MAP**

01591707035	94956 VALVULA CORTE C/MANIP.INOX 35 MAP.	118.30
-------------	--	--------

**VALV.CORTE ESF.LATAO C/MANIP.GEBERIT MAP**

01591705054	94928 VALVULA CORTE C/MANIP.MAP.54	78.20
-------------	------------------------------------	-------

**VALVULAS ESFERA & OUTRAS VALVULAS****"VALVULAS ""OLHO BOI****CAMPANULA P/"OLHO BOI"**

01231003025	CAMPANULA DE OLHO BOI LATAO 3/4	1.82
01231003032	CAMPANULA DE OLHO BOI LATAO 1	1.98
01231003C025	CAMPANULA DE OLHO BOI LATAO CR 3/4	3.22
01231003C032	CAMPANULA DE OLHO BOI LATAO CR 1	4.03
01231003E025	CAMPANULA DE OLHO BOI TIPO EPAL 3/4	3.29

**VALVULAS "OLHO BOI" LATAO MOD.LISBOA**

01231004025	TORNEIRA OLHO BOI MOD.LISBOA 3/4	8.27
-------------	----------------------------------	------

**VALVULAS "OLHO BOI" LATAO SELAR**

01231001020	OLHO BOI LATAO 1/2	2.44
01231001025	OLHO BOI LATAO 3/4	8.80
01231001032	OLHO BOI LATAO 1	15.29

**VALVULAS OLHO BOI TIPO EPAL**

01231002020	TORNEIRA OLHO BOI TIPO EPAL 1/2	SobConsulta
01231002025	TORNEIRA OLHO BOI TIPO EPAL 3/4	23.53
01231002032	TORNEIRA OLHO BOI TIPO EPAL 1	38.45

**FILTROS F.F. BK****FILTROS F.F. Y DT BK**

01232301050	FILTRO F.F. Y DT 50	65.20
01232301065	FILTRO F.F. Y DT 65	72.73
01232301080	FILTRO F.F. Y DT 80	83.64
01232301100	FILTRO F.F. Y DT 100	109.09
01232301125	FILTRO F.F. Y DT 125	139.20
01232301200	FILTRO F.F. Y FLANGEADO 200	SobConsulta
01232301250	FILTRO F.F. Y FLANGEADO 250	SobConsulta

**MANIPUL.ALAV.ALUM.****MANIPUL.ALAV.ALUM.P/VALV.APM ART.6100**

01231901020	MANIPULO ALAV.ALUM./VALV.APM 1/2-3/4	0.36
01231901032	MANIPULO ALAV.ALUM./VALV.APM 1-11/4	0.48
01231901050	MANIPULO ALAV.ALUM./VALV.APM 11/2	0.68
01231901063	MANIPULO ALAV.ALUM./VALV.APM 2	0.75
01231901075	MANIPULO ALAV.ALUM./VALV.APM 21/2	2.40
01231901090	MANIPULO ALAV.ALUM./VALV.APM 3	2.40
01231901110	MANIPULO ALAV.ALUM./VALV.APM 4	2.40
01231901125	MANIPULO ALAV.ALUM./VALV.APM 5	SobConsulta

**MANIPUL.BORBOLETA P/VALV.APM ART.6100**

01231902020	MANIPUL.BORBOLETA P/VALV.APM 1/2	0.25
-------------	----------------------------------	------



+351 244 800 160  
+351 244 802 323



geral@canalcentro.pt  
info@canalcentro.pt



R. do Bailadouro s/nº,  
2410-211 Pousos

01231902025	MANIPUL.BORBOLETA P/VALV.APM 1	0.50
<b>MANIPUL.P/VALVULAS ADUFA</b>		
01231903050	MANIPULO P/VALVULA ADUFA 11/2	SobConsulta
<b>TORN.ESQUAD.ARCO</b>		
<b>ACESSORIOS P/TORNEIRAS MAQ.LAVAR ARCO</b>		
01231603012020	ADAPTADOR 3/8 X1/2 F/M	1.73
01231603012025	ADAPTADOR 3/8 X3/4 F/M	2.24
<b>TORNEIR.ESQUAD.P/MAQUINA LAVAR ARCO</b>		
0123160201	TORN.ESQ.MAQ.LAVAR L-85 1/2X3/4 728	3.82
0123160202	TORN.ESQ.MAQ.LAVAR L-86 1/2X3/4 729	3.89
<b>TORNEIRAS ESQUADRIA "ARCO" A-80</b>		
0123160101	TORN.ESQ.C/PORCA A-80 1/2X3/8 (702)	2.90
0123160102	TORN.ESQ.C/PORCA A-80 1/2X1/2 /NOV32)	5.21
012316010210	TORN.ESQ.COMPRIDA A-80 1/2X3/8 NOV88MAC	5.27
012316010211	TORN.ESQ.TWIN A-80 1/2X3/8X3/8 CQ4102	8.50
012316010214	TORN.ESQ.TWIN A-80 1/2X1/2X1/2 CQ4105	8.51
012316010216	TORN.ESQ.TWIN A-80 1/2X3/4X1/2 CQ4107	17.16
0123160103	TORN.ESQ.S/PORCA 1/2X3/8 DELTA DE605	2.18
01231601030	TORN.ESQ.S/PORCA 1/2X3/8 DELTA DE650	2.18
0123160104	TORN.ESQ.S/PORCA 1/2X1/2 DELTA DE705	2.24
0123160105	TORN.ESQ.S/PORCA A-80 1/2X3/8 OURO NV780	8.13
0123160106	TORN.ESQ.S/PORCA A-80 1/2X1/2 OURO	7.45
01231601080	TORN.ESQ.MINI C/FIL.PORC.1/2X1/2 2400MAC	3.97
0123160109	TORN.ESQ.MINI C/FIL.PORC.1/2X3/8 2402MAC	3.97
0123160115	TORNEIRA ESQUAD MISTA 1/2X3/8X3/4	12.40
01231601NOV77MAC	TORN.ESQ.A-80 MAC 1/2X3/8 NOV77MAC	4.14
01231601NOV91MAC	TORN.ESQ.A-80 MAC 1/2X1/2 NOV91MAC	4.06
<b>TORNEI.ESF.JARDIM</b>		
<b>ACESSO.SUBST.P/TORNEI.JARDIM SERIE AMAR.</b>		
0123020701	CASTELO C/TRAVESSAO 1/2	1.31
0123020702	CASTELO C/TRAVESSAO 3/4	5.15
<b>JUNCOES CROM.P/TORN.ESF.JARDIM</b>		
01230203020	JUNCAO CROM.P/TORN.ESF.JARDIM 1/2	0.92
01230203025	JUNCAO CROM.P/TORN.ESF.JARDIM 3/4	1.29
01230203032	JUNCAO CROM.P/TORN.ESF.JARDIM 1	1.77
<b>TORN.ESF.C/JUNCAO E MANIP.SELAR APM 2080</b>		
01230209020	TORN.ESFERA C/JUNCAO/MANIP.SELAR 1/2	6.13
01230209025	TORN.ESFERA C/JUNCAO/MANIP.SELAR 3/4	8.16
<b>TORN.JARDIM TRADIC.C/JUNCAO SERIE AMAR.</b>		
01230204001	TORNEIRA JARDIM C/JUNCAO CROM.1/2	10.66
01230204002	TORNEIRA JARDIM C/JUNCAO CROM.3/4	19.11
01230204020	TORN.JARDIM C/JUNCAO SERIE AMAR.1/2	8.21
01230204025	TORN.JARDIM C/JUNCAO SERIE AMAR.3/4	15.32
01230204032	TORN.JARDIM C/JUNCAO SERIE AMAR.1	26.00
<b>TORNEI.ESF.ARDIM C/JUNCAO ART.2060</b>		
01230201020	TORNEIRA ESFERA JARDIM C/JUNCAO 1/2	3.02
01230201032	TORNEIRA ESFERA JARDIM C/JUNCAO 1	7.11
01230201040	TORNEIRA ESFERA JARDIM C/JUNCAO 11/4	33.79
<b>TORNEI.JARD.C/JUNCAO E CHAVE SERIE AMAR.</b>		
01230205020	TORN.JARD.C/JUNC./CHAVE SERIE AMAR.1/2	8.32
01230205025	TORN.JARD.C/JUNC./CHAVE SERIE AMAR.3/4	15.40
012302051110	CHAVE SEGREDO PLASTICA P/TORN.GRAN.	0.28
<b>TORNEIRAS ESFERA DUPLASC/JUNCAO</b>		
01230210020025	TORNEIRA ESFERA DUPLA C/JUNC.1/2X3/4	8.26
01230210110142	TORNEIRA ESF.DUPLA ROTAT.1/2X3/4X3/4	13.40
<b>TORNEIRAS JARDIM S/JUNCAO SERIE AMARELA</b>		
01230206020	TORN.JARDIM S/JUNCAO SERIE AMAR.1/2	7.16





01230206025	TORN.JARDIM S/JUNCAO SERIE AMAR.3/4	9.99
<b>TORNEIRAS PASSAGEM LATAO C/TRAVESSAO</b>		
01230208020	TORN.PASS.LATAO C/TRAVESSAO 1/2	2.25
01230208025	TORN.PASS.LATAO C/TRAVESSAO 3/4	6.53
01230208032	TORN.PASS.LATAO C/TRAVESSAO 1	11.90
<b>TORNEIRAS DE BOIA TA</b>		
<b>TORNEIRA BOIA ACO INOX AISI 316 C/BOIA</b>		
01231709040	TORNEIRA BOIA INOX 316 C/BOIA 11/4	131.96
<b>TORNEIRAS DE BOIA C/GUIA FARB</b>		
01231710020	TORNEIRA BOIA C/GUIA PLAST 1/2 FARB	12.00
01231710032	TORNEIRA BOIA C/GUIA PLAST 1 FARB	19.00
01231710032G	TORNEIRA BOIA C/GUIA 1 FARB	19.00
01231710040	TORNEIRA BOIA C/GUIA PLAST 11/4 FARB	37.89
01231710050	TORNEIRA BOIA C/GUIA PLAST 11/2 FARB	49.50
<b>TORNEIRAS DE BOIA TANQUE ITAFAL</b>		
01231701020	TORNEIRA BOIA ITAFAL 1/2	10.84
01231701025	TORNEIRA BOIA ITAFAL 3/4	16.86
01231701032	TORNEIRA BOIA ITAFAL 1	17.75
01231701040	TORNEIRA BOIA ITAFAL 11/4	56.49
01231701050	TORNEIRA BOIA ITAFAL 11/2	69.66
01231701063	TORNEIRA BOIA ITAFAL 2	69.66
01231701075	TORNEIRA BOIA ITAFAL BRONZE 21/2	185.09
01231701090	TORNEIRA BOIA ITAFAL BRONZE 3	224.69
01231701110	TORNEIRA BOIA ITAFAL BRONZE 4	310.11
<b>TORNEIRAS ESQUADRIA</b>		
<b>TORNEIRAS BOIA ACO INOX 304 C/BOIA</b>		
0123180101	TORN.ESQ.APM C/FILTRO 1/2X3/8	2.93
0123180102	TORN.ESQ.APM C/FILTRO 1/2X3/4	2.99
01231801020	TORNEIRA BOIA ACO INOX 304 1/2 C/BOIA	33.69
01231801025	TORNEIRA BOIA ACO INOX 304 3/4 C/BOIA	65.21
<b>VALV.ESF.PASS.SELAR</b>		
<b>CAPSULAS P/VALV.SELAR SIGIBLOCK</b>		
01230504032	CAPSULA P/VAL.SELAR SIGIBLOCK 51F/56F 1	4.91
<b>PASSADORES TIPO EPAL</b>		
01230502032	PASSADOR M 1 TIPO EPAL	34.86
<b>VALV.ESF.P/SELAR SIGIBLOCK</b>		
01230503032	VALV.ESF.SELAR SIGIBLOCK 51 F/F 1	11.82
<b>VALV.ESF.PASS.P/SELAR APM ART.1800</b>		
01230501020	VALV.ESF.PASSAGEM P/SELAR 1/2	3.47
01230501025	VALV.ESF.PASSAGEM P/SELAR 3/4	8.22
01230501032	VALV.ESF.PASSAGEM P/SELAR 1	10.30
01230501040	VALV.ESF.PASSAGEM P/SELAR 11/4	21.88
01230501050	VALV.ESF.PASSAGEM P/SELAR 11/2	31.35
01230501063	VALV.ESF.PASSAGEM P/SELAR 2	44.52
<b>VALV.REDUTORAS PRESS</b>		
<b>VALVULAS REDUT.PRESSAO APM ART.5530</b>		
01231203020	VALVULA RED.PRESSAO RINOXDUE 1/2	25.82
01231203025	VALVULA RED.PRESSAO RINOXDUE 3/4	41.78
01231203032	VALVULA RED.PRESSAO RINOXDUE 1	45.02
01231203040	VALVULA RED.PRESSAO RINOXDUE 11/4	92.18
01231203050	VALVULA RED.PRESSAO RINOXDUE 11/2	101.69
01231203063	VALVULA RED.PRESSAO RINOXDUE 2	156.51
<b>VALVULAS REDUT.PRESSAO CORPO INOX</b>		
01231204090	VALVULA REDUT.PRESSAO CORPO INOX 3	231.48
<b>VALVULAS REDUT.PRESSAO RIO C/S.A.INOX</b>		
01231201020	VALVULA RED.PRESSAO C/S.A.INOX 1/2	28.70
01231201025	VALVULA RED.PRESSAO C/S.A.INOX 3/4	51.69





01231201032	VALVULA RED.PRESSAO C/S.A.INOX 1	55.86
01231201040	VALVULA RED.PRESSAO C/S.A.INOX 11/4	100.54
01231201050	VALVULA RED.PRESSAO C/S.A.INOX 11/2	108.48
01231201063	VALVULA RED.PRESSAO C/S.A.INOX 2	157.35
01231201075	VALVULA RED.PRESSAO C/S.A.INOX 21/2	235.66
01231201090	VALVULA RED.PRESSAO C/S.A.INOX 3	324.71

**VALVULAS RETEN.DISCO INOX**

01231214020	VALVULA RETENCAO DISCO INOX 1/2	4.03
01231214025	VALVULA RETENCAO DISCO INOX 3/4	6.08
01231214032	VALVULA RETENCAO DISCO INOX 1	9.44
01231214040	VALVULA RETENCAO DISCO INOX 11/4	14.40
01231214050	VALVULA RETENCAO DISCO INOX 11/2	19.68
01231214063	VALVULA RETENCAO DISCO INOX 2	29.60
01231214075	VALVULA RETENCAO DISCO INOX 21/2	67.04
01231214110	VALVULA RETENCAO DISCO INOX 4	148.80

**VALVULAS RETEN.DISCO LATAO**

01231215020	VALVULA RETENCAO DISCO LATAO 1/2	3.85
01231215025	VALVULA RETENCAO DISCO LATAO 3/4	5.99
01231215032	VALVULA RETENCAO DISCO LATAO 1	8.30
01231215040	VALVULA RETENCAO DISCO LATAO 11/4	13.07
01231215050	VALVULA RETENCAO DISCO LATAO 11/2	18.95
01231215063	VALVULA RETENCAO DISCO LATAO 2	26.03
01231215075	VALVULA RETENCAO DISCO LATAO 21/2	60.95
01231215090	VALVULA RETENCAO DISCO LATAO 3	65.76
01231215110	VALVULA RETENCAO DISCO LATAO 4	105.50

**VALVULA P/FUNDO POCO****FILTROS INOX RAC.LATAO**

01231404063	FILTRO P/VALV.MOLA INOX RAC.LATAO 2	7.00
01231404075	FILTRO P/VALV.MOLA INOX RAC.LATAO 21/2	13.71
01231404090	FILTRO P/VALV.MOLA INOX RAC.LATAO 3	16.29
01231404110	FILTRO P/VALV.MOLA INOX RAC.LATAO 4	23.00

**FILTROS INOX RAC.NYLON APM ART.7110**

01231405020	FILTRO P/VALV.MOLA RAC.NYLON R.7110 1/2	0.60
01231405025	FILTRO P/VALV.MOLA RAC.NYLON R.7110 3/4	0.75
01231405032	FILTRO P/VALV.MOLA RAC.NYLON R.7110 1	1.42
01231405040	FILTRO P/VALV.MOLA RAC.NYLON R.7110 11/4	1.68
01231405050	FILTRO P/VALV.MOLA RAC.NYLON R.7110 11/2	2.12
01231405063	FILTRO P/VALV.MOLA RAC.NYLON R.7110 2	2.82
01231405075	FILTRO P/VALV.MOLA RAC.NYLON R.7110 21/2	4.03
01231405090	FILTRO P/VALV.MOLA RAC.NYLON R.7110 3"	6.05
01231405110	FILTRO P/VALV.MOLA RAC.NYLON R.7110 4	7.57

**VALV.FUND.POCO C/FILT.IN.APM ART.7050**

01231401020	VALVULA P/FUNDO POCO 1/2	1.98
01231401025	VALVULA P/FUNDO POCO 3/4	2.36
01231401032	VALVULA P/FUNDO POCO 1	3.33
01231401040	VALVULA P/FUNDO POCO 11/4	4.53
01231401050	VALVULA P/FUNDO POCO 11/2	6.65
01231401063	VALVULA P/FUNDO POCO 2	9.73
01231401075	VALVULA P/FUNDO POCO 21/2	22.90
01231401090	VALVULA P/FUNDO POCO 3	27.62
01231401110	VALVULA P/FUNDO POCO 4	52.45

**VALV.FUNDO POCO PINHA LATAO**

01231402110	VALV.FUNDO POCO LATAO PINHA 4	88.00
-------------	-------------------------------	-------

**VALV.FUNDO POCO PINHA LATAO APM ART.7200**

01231402032	VALV.FUNDO POCO LATAO PINHA 1	9.06
01231402040	VALV.FUNDO POCO LATAO PINHA 11/4	13.47
01231402050	VALV.FUNDO POCO LATAO PINHA 11/2	17.38
01231402063	VALV.FUNDO POCO LATAO PINHA 2	22.39



01231402075	VALV.FUNDO POCO LATAO PINHA 21/2	41.62
01231402090	VALV.FUNDO POCO LATAO PINHA 3	34.51

**VALVULAS FUNDO POCO PVC RIGIDO C/ROSCA**

01231406032	VALVULA FUNDO POCO PVC RIG.C/ROSCA 1	6.99
01231406063	VALVULA FUNDO POCO PVC RIG.C/ROSCA 2	16.92

**VALVULAS FUNDO POCO PVC RIGIDO COLAR**

01231403025	VALV.FUNDO POCO PVC RIG.COLAR 25	7.86
01231403032	VALV.FUNDO POCO PVC RIG.COLAR 32	8.26
01231403040	VALV.FUNDO POCO PVC RIG.COLAR 40	13.78
01231403050	VALV.FUNDO POCO PVC RIG.COLAR 50	20.52
01231403063	VALV.FUNDO POCO PVC RIG.COLAR 63	28.46
01231403075	VALV.FUNDO POCO PVC RIG.COLAR 75	81.70
01231403110	VALV.FUNDO POCO PVC RIG.COLAR 110	92.97

**VALVULAS ADUFAS****VALV.ADUFAS BRONZE PN16 APM ART.4700**

01230802020	VALVULA ADUFA BRONZE 1/2	9.35
01230802025	VALVULA ADUFA BRONZE 3/4	13.05
01230802032	VALVULA ADUFA BRONZE 1	15.73
01230802040	VALVULA ADUFA BRONZE 11/4	26.00
01230802050	VALVULA ADUFA BRONZE 11/2	33.29
01230802063	VALVULA ADUFA BRONZE 2	42.75
01230802075	VALVULA ADUFA BRONZE 21/2	81.15
01230802090	VALVULA ADUFA BRONZE 3	101.97
01230802110	VALVULA ADUFA BRONZE 4	172.74

**VALV.ADUFAS LATAO PN16 APM ART.4650**

01230801020	VALVULA ADUFA LATAO 1/2	5.62
01230801025	VALVULA ADUFA LATAO 3/4	8.50
01230801032	VALVULA ADUFA LATAO 1	8.96
01230801040	VALVULA ADUFA LATAO 11/4	15.22
01230801050	VALVULA ADUFA LATAO 11/2	17.52
01230801063	VALVULA ADUFA LATAO 2	25.49
01230801075	VALVULA ADUFA LATAO 21/2	45.99
01230801090	VALVULA ADUFA LATAO 3	69.36
01230801110	VALVULA ADUFA LATAO 4	95.00

**VALVULAS BORBOLETAS****KIT ACESSORIOS P/VALVULA BORBOLETA PVC**

01230702050	KIT ACESSORIO P/VALV.BORB.PVC 50	20.26
01230702063	KIT ACESSORIO P/VALV.BORB.PVC 63	20.26
01230702075	KIT ACESSORIO P/VALV.BORB.PVC 75	24.46
01230702090	KIT ACESSORIO P/VALV.BORB.PVC 90	38.43
01230702110	KIT ACESSORIO P/VALV.BORB.PVC 110	48.22
01230702125	KIT ACESSORIO P/VALV.BORB.PVC 125	61.15
01230702140	KIT ACESSORIO P/VALV.BORB.PVC 140	72.68
01230702160	KIT ACESSORIO P/VALV.BORB.PVC 160	108.31
01230702200	KIT ACESSORIO P/VALV.BORB.PVC 200	160.68
01230702225	KIT ACESSORIO P/VALV.BORB.PVC 225	164.92
01230702250	KIT ACESSORIO P/VALV.BORB.PVC 250	442.91
01230702315	KIT ACESSORIO P/VALV.BORB.PVC 315	502.91

**VALVULA BORBOLETA C/MAN.ENT.PVC COMPLETA**

01230703050	VALVULA BORBOLETA COMPLETA PVC 50	SobConsulta
01230703063	VALVULA BORBOLETA COMPLETA PVC 63	SobConsulta
01230703075	VALVULA BORBOLETA COMPLETA PVC 75	112.71
01230703090	VALVULA BORBOLETA COMPLETA PVC 90	128.25
01230703110	VALVULA BORBOLETA COMPLETA PVC 110	123.07
01230703160	VALVULA BORBOLETA COMPLETA PVC 160	125.00
01230703200	VALVULA BORBOLETA COMPLETA PVC 200	175.00

**VALVULA BORBOLETA C/MANIP.ENTALAR PVC**

01230701050	VALVULA BORBOLETA PVC 50	83.11
-------------	--------------------------	-------



01230701063	VALVULA BORBOLETA PVC 63	88.58
01230701075	VALVULA BORBOLETA PVC 75	75.34
01230701090	VALVULA BORBOLETA PVC 90	86.97
01230701110	VALVULA BORBOLETA PVC 110	80.50
01230701125	VALVULA BORBOLETA PVC 125/140	93.60
01230701160	VALVULA BORBOLETA PVC 160	114.20
01230701200	VALVULA BORBOLETA PVC 200/225	265.00
01230701250	VALVULA BORBOLETA PVC 250	574.43
01230701315	VALVULA BORBOLETA PVC 315	989.86

**VALVULA BORBOLETA PP**

01230704200	VALVULA BORBOLETA PP 200/225	578.00
-------------	------------------------------	--------

**VALVULAS RETENÇÃO CAPLETA PVC**

01230705075	VALVULA RETEN.CAPLETA PVC 75	32.51
01230705090	VALVULA RETEN.CAPLETA PVC 90	38.53
01230705110	VALVULA RETEN.CAPLETA PVC 110	49.40
01230705125	VALVULA RETEN.CAPLETA PVC 125	50.73
01230705140	VALVULA RETEN.CAPLETA PVC 140	39.94
01230705160	VALVULA RETEN.CAPLETA PVC 160	47.75
01230705200	VALVULA RETEN.CAPLETA PVC 200	56.17
01230705225	VALVULA RETEN.CAPLETA PVC 225	66.70
01230705315	VALVULA RETEN.CAPLETA PVC 315	124.84

**VALVULAS RETENÇÃO CAPLETA PVC COMPLETA**

01230706050	VALVULA RETEN.CAPLETA PVC 50 COMPLETA	38.33
01230706075	VALVULA RETEN.CAPLETA PVC 75 COMPLETA	53.06
01230706090	VALVULA RETEN.CAPLETA PVC 90 COMPLETA	70.64
01230706160	VALVULA RETEN.CAPLETA PVC 160 COMPLETA	148.16

**VALVULAS C/FILTRO****FILTROS AUTOLIMPANTES**

01231503020	FILTRO AUTOLIMPANTE 1/2	12.73
01231503025	FILTRO AUTOLIMPANTE 3/4	15.57

**FILTROS INOX P/IMP."Y"**

012315020020	FILTRO INOX Y P/IMPUREZA 1/2	12.90
012315020025	FILTRO INOX Y P/IMPUREZA 3/4	19.05
012315020032	FILTRO INOX Y P/IMPUREZA 1	30.33
012315020040	FILTRO INOX Y P/IMPUREZA 11/4	39.12
012315020050	FILTRO INOX Y P/IMPUREZA 11/2	50.32
012315020063	FILTRO INOX Y P/IMPUREZA 2	68.46

**FILTROS LATAO P/IMPURE."Y"**

01231501020	FILTRO LATAO Y P/IMPUREZA 1/2	3.67
01231501025	FILTRO LATAO Y P/IMPUREZA 3/4	5.35
01231501032	FILTRO LATAO Y P/IMPUREZA 1	8.23
01231501040	FILTRO LATAO Y P/IMPUREZA 11/4	15.74
01231501050	FILTRO LATAO Y P/IMPUREZA 11/2	21.55
01231501063	FILTRO LATAO Y P/IMPUREZA 2	37.98
01231501075	FILTRO LATAO Y P/IMPUREZA 21/2	71.26
01231501090	FILTRO LATAO Y P/IMPUREZA 3	87.02
01231501110	FILTRO LATAO Y P/IMPUREZA 4	179.60

**FILTROS Y EM BRONZE ART.605**

01231504050	FILTRO Y EM BRONZE ART.605 11/2	32.49
-------------	---------------------------------	-------

**VALVULAS CUNHA ELAST****VALVULAS C.ELAST.FLANGEADA C/VOLANTE BK**

01232501050	VALVULA C.ELAST.PN10/16 C/VOLANTE DN50	69.60
01232501065	VALVULA C.ELAST.PN10/16 C/VOLANTE DN65	86.80
01232501080	VALVULA C.ELAST.PN10/16 C/VOLANTE DN80	125.00
01232501100	VALVULA C.ELAST.PN10/16 C/VOLANTE DN100	129.00
01232501125	VALVULA C.ELAST.PN10/16 C/VOLANTE DN125	192.00
01232501150	VALVULA C.ELAST.PN10/16 C/VOLANTE DN150	230.40
01232501200	VALVULA C.ELAST.PN10/16 C/VOLANTE DN200	333.52



+351 244 800 160  
+351 244 802 323



geral@canalcentro.pt  
info@canalcentro.pt



R. do Bailadouro s/nº,  
2410-211 Pousos



01232501250	VALVULA C.ELAST.PN10/16 C/VOLANTE DN250	504.00
01232501300	VALVULA C.ELAST.PN10/16 C/VOLANTE DN300	754.00

**VALVULAS DE BORBOLET****VALVULAS BORBOLETA T.WAFFER "ACF"**

01232105100	VALVULA BORBOLETA ACF DN100	69.55
01232105250	VALVULA BORBOLETA ACF DN250 C/REDUTOR	282.79

**VALVULAS BORBOLETA T.WAFFER INOX**

01232103040	VALVULA BORBOL.T.WAFFER DISCO INOX 40	38.00
01232103050	VALVULA BORBOL.T.WAFFER DISCO INOX 50	34.32
01232103065	VALVULA BORBOL.T.WAFFER DISCO INOX 65	41.00
01232103080	VALVULA BORBOL.T.WAFFER DISCO INOX 80	46.71
01232103100	VALVULA BORBOL.T.WAFFER DISCO INOX 100	67.58
01232103125	VALVULA BORBOL.T.WAFFER DISCO INOX 125	91.91
01232103150	VALVULA BORBOL.T.WAFFER DISCO INOX 150	108.80
01232103200	VALVULA BORBOL.T.WAFFER DISCO INOX 200	193.95

**VALVULAS BORBOLETA T.WAFFER INOX 316 CM**

01232106100	VALV.BORBALETA CM DISCO INOX 316 DN100	117.42
01232106125	VALV.BORBALETA CM DISCO INOX 316 DN125	100.80
01232106150	VALV.BORBALETA CM DISCO INOX 316 DN150	126.00

**VALVULAS BORBOLETA T.WAFFER "BORJA"**

01232102050	VALVULA BORBOL.T.WAFFER AZUL BORJA 50	46.68
01232102065	VALVULA BORBOL.T.WAFFER AZUL BORJA 65	50.03
01232102080	VALVULA BORBOL.T.WAFFER AZUL BORJA 80	69.13
01232102100	VALVULA BORBOL.T.WAFFER AZUL BORJA 100	88.82
01232102125	VALVULA BORBOL.T.WAFFER AZUL BORJA 125	100.25
01232102150	VALVULA BORBOL.T.WAFFER AZUL BORJA 150	113.50
01232102200	VALVULA BORBOL.T.WAFFER AZUL BORJA 200	169.90
01232102250	VALVULA BORBOL.T.WAFFER AZUL BORJA 250	315.50
01232102300	VALVULA BORBOL.T.WAFFER AZUL BORJA 300	414.28

**VALVULAS BORBOLETA T.WAFFER "XUROX"**

01232101065	VALVULA BORBOL.T.WAFFER VERM. XUROX 65	73.45
-------------	--	-------

**VALVULAS BORBOLETA T.WAFFER C/REDUTOR**

01232104300	VALVULA BORB.TIPO WAFER C/REDUTOR 300	309.36
-------------	---------------------------------------	--------

**VALVULAS DE COMPORTA****VALVULAS DE COMPORTA ROT.**

01232401050063	VALVULA COMPT.ROT.50-63 15765	19.74
----------------	-------------------------------	-------

**VALVULAS DE COMPORTA ROT.C/ACT.**

01232402050063	VALV.COMPORTA ROTAT.50-63 ACT.41863	334.00
----------------	-------------------------------------	--------

**VALVULAS ESF.C/RETEN****VALVULAS ESF.C/RETENCAO F/F**

01230401020	VALV.ESFERA F/F C/RETENCAO 1/2	5.74
01230401025	VALV.ESFERA F/F C/RETENCAO 3/4	8.82

**VALVULAS ESF.C/RETENCAO PORCA LOUCA F/F**

01230402025	VALV.ESF.F/F C/RETENCAO PORCA LOUCA 3/4	9.22
-------------	---	------

**VALVULAS ESFERA NILE****TORN.ESF.JARDIM C/JUNÇÃO "ARCO"**

01231105020025	TORN.ESF.JARDIM SENA 155103 C/JUN1/2X3/4	3.71
01231105025032	TORN.ESF.JARDIM SENA 155104 C/JUN.3/4X1	4.87
01231105032040	TORN.ESF.JARDIM SENA 155105 C/JUN.1X11/4	8.42

**VALV.ESF.C/FILT."ARCO"SENA MANIP.PAL.F/F**

01231106020	VALV.ESF.SENA 152303 C/FIL.MAN.P.F/F 1/2	5.76
01231106025	VALV.ESF.SENA 152304 C/FIL.MAN.P.F/F 3/4	8.65
01231106032	VALV.ESF.SENA 152305 C/FIL.MAN.P.F/F 1"	12.74

**VALV.ESFERA "ARCO" MANIP.BORB.F/F E M/F**

01231103020	VALV.ESF.NILE 163103 MANIP.BORB.F/F 1/2	2.46
01231103025	VALV.ESF.NILE 163104 MANIP.BORB.F/F 3/4	3.68
01231103032	VALV.ESF.NILE 163105 MANIP.BORB.F/F 1	5.44



01231103M020	VALV.ESF.NILE 163903 MANIP.BORB.M/M 1/2	2.47
01231103M025	VALV.ESF.NILE 163904 MANIP.BORB.M/M 3/4	3.51
<b>VALV.ESFERA "ARCO" MANIP.BORB.M/F</b>		
01231104020	VALV.ESF.NILE 163603 MANIP.BORB.M/F 1/2	2.29
01231104025	VALV.ESF.NILE 163604 MANIP.BORB.M/F 3/4	3.42
01231104032	VALV.ESF.NILE 163605 MANIP.BORB.M/F 1"	5.13
<b>VALV.ESFERA "ARCO" MANIP.PALANCA F/F</b>		
01231101020	VALV.ESF.NILE 160103 MANIP.PAL.F/F 1/2	2.31
01231101025	VALV.ESF.NILE 160104 MANIP.PAL.F/F 3/4	3.44
01231101032	VALV.ESF.NILE 160105 MANIP.PAL.F/F 1"	5.13
01231101040	VALV.ESF.NILE 160106 MANIP.PAL.F/F 1 1/4	8.04
01231101050	VALV.ESF.NILE 160107 MANIP.PAL.F/F 1 1/2	12.18
01231101063	VALV.ESF.NILE 160108 MANIP.PAL.F/F 2 "	18.47
01231101075	VALV.ESF.NILE 160109 MANIP.PAL.F/F 2 1/2	34.51
012311010900	VALV.ESF.NILE 150110 MANIP.PAL.F/F 3	81.22
01231101110	VALV.ESF.NILE 150111 MANIP.PAL.F/F 4	122.75
<b>VALV.ESFERA "ARCO" MANIP.PALANCA M/F</b>		
01231102020	VALV.ESF.NILE 160603 MANIP.PAL.M/F 1/2	2.29
01231102025	VALV.ESF.NILE 160604 MANIP.PAL.M/F 3/4	3.41
01231102032	VALV.ESF.NILE 160605 MANIP.PAL.M/F 1"	5.12
01231102040	VALV.ESF.NILE 160606 MANIP.PAL.M/F 1 1/4	12.27
01231102050	VALV.ESF.NILE 160607 MANIP.PAL.M/F 1 1/2	18.52
01231102063	VALV.ESF.NILE 160608 MANIP.PAL.M/F 2	30.64
<b>VALVULAS ESFERA PASS</b>		
<b>VALV.ESF. MANIP.ALAV.F/F 1030/1050 ST</b>		
01230101075	VALVULA ESFERA CROM.F/F 2 1/2	56.51
01230101090	VALVULA ESFERA CROM.F/F 3	82.20
01230101110	VALVULA ESFERA CROM.F/F 4	129.00
<b>VALV.ESF. MANIP.BORB.F/F ART.1030T</b>		
01230103020	VALVULA ESF.CROM.MANIP.BORB.F/F 1/2	2.89
01230103025	VALVULA ESF.CROM.MANIP.BORB.F/F 3/4	3.65
01230103032	VALVULA ESF.CROM.MANIP.BORB.F/F 1	5.91
<b>VALV.ESF. MANIP.BORB.M/F ART.1130T</b>		
01230104020	VALVULA ESF.CROM.MANIP.BORB.M/F 1/2	2.98
01230104025	VALVULA ESF.CROM.MANIP.BORB.M/F 3/4	4.00
<b>VALV.ESF.APM C/JUNCAO M/F ART.1350T</b>		
01230110020	VALV.ESFERA CROM.C/JUNCAO M/F 1/2	6.06
01230110025	VALV.ESFERA CROM.C/JUNCAO M/F 3/4	9.97
01230110032	VALV.ESFERA CROM.C/JUNCAO M/F 1	16.19
01230110A025	VALV.ESFERA CROM.C/JUNCAO M/F 3/4 AZUL	7.50
01230110A032	VALV.ESFERA CROM.C/JUNCAO M/F 1 AZUL	11.66
<b>VALV.ESF.APM MANIP.BORB.M/F ART.1130TB</b>		
01230114025	VALVULA ESF.CROM.MANIP.BORB.AZUL M/F 3/4	5.47
<b>VALV.ESF.C/BICONES P/TUBO INOX APM 1330T</b>		
0123010915	VALV.ESFERA P/TUBO INOX 15	3.60
0123010918	VALV.ESFERA P/TUBO INOX 18	6.38
0123010922	VALV.ESFERA P/TUBO INOX 22	7.20
0123010928	VALV.ESFERA P/TUBO INOX 28	18.22
0123010935	VALV.ESFERA P/TUBO INOX 35	21.85
<b>VALV.ESF.MACHO C/PORCA SOLTA</b>		
01230116025	VALV.ESF.MA C/PORCA SOLTA 3/4 MANIP.BORB	12.30
<b>VALV.ESF.MANIP.BORB.M/M APM ART.1250T</b>		
01230111020	VALV.ESFERA MANIP.BORB.M/M APM 1/2	2.80
01230111025	VALV.ESFERA MANIP.BORB.M/M APM 3/4	4.36
01230111032	VALV.ESFERA MANIP.BORB.M/M APM 1	7.16
<b>VALV.ESFERA "ARCO" NILE MANIP.PALAN.F/F</b>		
01230001025	VALV.ESF.NILE 160104 MANIP.PAL.F/F 3/4	3.44



**VALV.ESQ.M/F C/JUNÇÃO APM ART.1370T**

01230112025	VALV.ESF.ESQU.C/JUNÇÃO M/F APM 3/4 1370T	9.26
01230112032	VALV.ESF.ESQUAD.C/JUNÇÃO M/F APM 1 1370T	15.28

**VALVULAS ESFERA 3 VIAS**

01230108010	VALV.ESFERA 3 VIAS 3/8	15.23
01230108020	VALV.ESFERA 3 VIAS 1/2	15.50
01230108025	VALV.ESFERA 3 VIAS 3/4	25.38
01230108032	VALV.ESFERA 3 VIAS 1	34.70
01230108040	VALV.ESFERA 3 VIAS 11/4	56.15
01230108050	VALV.ESFERA 3 VIAS 11/2	86.04
01230108063	VALV.ESFERA 3 VIAS 2	140.03

**VALVULAS PASSAG.INT.P/SOLD.SERIE INCA**

01230107014	VALV.PASSAG.INT.P/SOLD.SERIE INCA 14	4.90
01230107015	VALV.PASSAG.INT.P/SOLD.SERIE INCA 15 382	3.76
01230107016	VALV.PASSAG.INT.P/SOLD.SERIE INCA 16	5.28
01230107018	VALV.PASSAG.INT.P/SOLD.SERIE INCA 18 383	3.87
01230107022	VALV.PASSAG.INT.P/SOLD.SERIE INCA 22 384	3.96

**VALVULAS PASSAGEM INTER.SERIE TEXAS**

01230106001	MANIPULO TEXAS PALANCA 8230	7.98
01230106002	MANIPULO TEXAS REDONDO 8235	7.98
01230106003	MANIPULO TEXAS OCULTO 8250	4.17
01230106007	AUMENTO P/VALV.TEXAS 1/2-3/4 E 1 T8225	2.39
01230106020	VALV.PASS.TEXAS H-H S/MANIP.1/2 36105	6.93
01230106025	VALV.PASS.TEXAS H-H S/MANIP.3/4 36110	8.64
01230106032	VALV.PASS.TEXAS H-H S/MANIP.1 36115	15.36

**VALVULAS PASSAGEM SERIE TURIA 3000**

012301050020	VALV.PASSAG.F/F PALANCA TURIA 3000 1/2 (1206)	3.26
012301050025	VALV.PASSAG.F/F PALANCA TURIA 3000 3/4 (1207)	4.58
01230105020	VALV.PASSAG.M/M PALANCA TURIA 3000 1/2 (1137)	4.67
01230105025	VALV.PASSAG.M/M PALANCA TURIA 3000 3/4 (1139)	6.47
01230105032	VALV.PASSAG.M/M PALANCA TURIA 3000 1	8.78

**VALVULAS ESFERA PVC****VALV.ESF.P.P.ENC.RAPIDO F/F**

0123060503	VALVULA ESF.P.P.ENC.RAPIDO F/F 1X32	5.74
------------	-------------------------------------	------

**VALV.ESF.P.P.ENC.RAPIDO M/F**

01230604032	VALVULA ESF.P.P.ENC.RAPIDO M/F 1X32	7.54
01230604050	VALVULA ESF.P.P.ENC.RAPIDO M/F 11/2X50	8.88
01230604063	VALVULA ESF.P.P.ENC.RAPIDO M/F 2X63	11.78

**VALV.ESF.PVC PORCA UNICA COLAR F/F**

01230606050	VALVULA COLAR F/F PVC C/ PORCA 50	5.51
01230606063	VALVULA COLAR F/F PVC C/ PORCA 63	9.57

**VALV.ESF.PVC PORCA UNICA ROSCAR F/F**

01230607032	VALVULA ROSCA F/F PVC PORCA UNICA 1	3.96
01230607063	VALVULA ROSCA F/F PVC PORCA UNICA 2	10.71
01230607075	VALVULA ROSCA F/F PVC PORCA UNICA 21/2	31.41

**VALVULAS ESF.PVC COLAR C/ATUADOR**

01230611050	VALVULA PVC COLAR F/F C/ACTUAD.240V DN50	361.50
-------------	--	--------

**VALVULAS ESF.PVC ROSCAR C/ADAPT.P/ATUADOR.**

01230610063	VALVULA PVC C/ADAPTADOR P/ATUADOR 2	55.26
-------------	-------------------------------------	-------

**VALVULAS ESFERA P.P.ENC.RAPIDO**

01230603016	VALVULA ESF.P.P.ENC.RAPIDO 16	5.22
01230603020	VALVULA ESF.P.P.ENC.RAPIDO 20	5.22
01230603025	VALVULA ESF.P.P.ENC.RAPIDO 25	6.95
01230603032	VALVULA ESF.P.P.ENC.RAPIDO 32	9.39
01230603040	VALVULA ESF.P.P.ENC.RAPIDO 40	11.67
01230603050	VALVULA ESF.P.P.ENC.RAPIDO 50	13.91
01230603063	VALVULA ESF.P.P.ENC.RAPIDO 63	18.42



01230603075	VALVULA ESF.P.P.ENC.RAPIDO 75	93.60
-------------	-------------------------------	-------

**VALVULAS ESFERA PVC COLAR**

01230601020	VALVULA ESF.PVC COLAR 20	4.18
01230601025	VALVULA ESF.PVC COLAR 25	5.57
01230601032	VALVULA ESF.PVC COLAR 32	5.90
01230601040	VALVULA ESF.PVC COLAR 40	8.34
01230601050	VALVULA ESF.PVC COLAR 50	9.28
01230601063	VALVULA ESF.PVC COLAR 63	13.22
01230601075	VALVULA ESF.PVC COLAR 75	61.15
01230601090	VALVULA ESF.PVC COLAR 90	71.99
01230601110	VALVULA ESF.PVC COLAR 110	88.09

**VALVULAS ESFERA PVC ROSCAR**

01230602010	VALVULA ESF.PVC ROSCAR 3/8	12.45
01230602020	VALVULA ESF.PVC ROSCAR 1/2	4.58
01230602025	VALVULA ESF.PVC ROSCAR 3/4	5.98
01230602032	VALVULA ESF.PVC ROSCAR 1	6.60
01230602040	VALVULA ESF.PVC ROSCAR 11/4	9.04
01230602050	VALVULA ESF.PVC ROSCAR 11/2	9.74
01230602063	VALVULA ESF.PVC ROSCAR 2	14.32
01230602075	VALVULA ESF.PVC ROSCAR 21/2	59.78
01230602090	VALVULA ESF.PVC ROSCAR 3	64.08
01230602110	VALVULA ESF.PVC ROSCAR 4	87.50

**VALVULAS ESFERA PVC ROSCAR M/F**

01230608025	VALVULA ROSCA M/F PVC 3/4	4.09
01230608032	VALVULA ROSCA M/F PVC 1	5.22
01230608040	VALVULA PP/PE P/SOLD. T/TOP 40	12.86
01230608063	VALVULA PVC C/ADAPTACAO P/ACTUADOR 63	42.68

**VALVULAS GLOBO BRONZ****VALVULAS GLOBO BRONZE C/VEDANTE TEFLON**

01230901020	VALV.GLOBO BRONZ.C/VEDANT.TEFL.1/2	19.10
01230901025	VALV.GLOBO BRONZ.C/VEDANT.TEFL.3/4	23.32
01230901032	VALV.GLOBO BRONZ.C/VEDANT.TEFL.1	21.27
01230901040	VALV.GLOBO BRONZ.C/VEDANT.TEFL.11/4	40.13
01230901050	VALV.GLOBO BRONZ.C/VEDANT.TEFL.11/2	61.38
01230901063	VALV.GLOBO BRONZ.C/VEDANT.TEFL.2	79.58
01230901075	VALV.GLOBO BRONZ.C/VEDANT.TEFL.21/2	146.98
01230901090	VALV.GLOBO BRONZ.C/VEDANT.TEFL.3	180.92
01230901110	VALV.GLOBO BRONZ.C/VEDANT.TEFL.4	346.99

**VALVULAS INOX****VALVULAS ESFERA 2 CORPOS INOX**

01232002020	VALVULA ESF.2 CORPOS INOX A.2014 1/2	9.93
01232002025	VALVULA ESF.2 CORPOS INOX A.2014 3/4	13.60
01232002032	VALVULA ESF.2 CORPOS INOX A.2014 1	18.48
01232002040	VALVULA ESF.2 CORPOS INOX A.2014 11/4	29.12
01232002050	VALVULA ESF.2 CORPOS INOX A.2014 11/2	41.53
01232002063	VALVULA ESF.2 CORPOS INOX A.2014 2	86.98
01232002075	VALVULA ESF.2 CORPOS INOX A.2014 2 1/2	125.08

**VALVULAS ESFERA 2 CORPOS INOX FANGEADAS**

01232004032	VALV.MACHO ESF.INOX 2 CORPOS FLG.32	SobConsulta
01232004040	VALV.MACHO ESF.INOX 2 CORPOS FLG.40	SobConsulta
01232004080	VALV.MACHO ESF.INOX 2 CORPOS FLG.80	SobConsulta

**VALVULAS ESFERA 3 CORPOS INOX**

01232003020	VALVULA ESF.3 CORPOS INOX ROSCAR 1/2	16.67
01232003025	VALVULA ESF.3 CORPOS INOX ROSCAR 3/4	26.05
01232003050	VALVULA ESF.3 CORPOS INOX ROSCAR 11/2	66.84
01232003075	VALVULA ESF.3 CORPOS INOX ROSCAR 21/2	234.64
01232003090	VALVULA ESF.3 CORPOS INOX ROSCAR 3	335.90
01232003110	VALVULA ESF.3 CORPOS INOX ROSCAR 4	519.63





**VALVULAS ESFERAS INOX**

01232001050 VALVULA ESFERA INOX F/F 1/12 SobConsulta

**VALVULAS MINIESFERA****VALVULAS MINI SERIE JUCAR "ARCO"**

0123030301	VALV.MINI JUCAR ARCO M/M 1/4	SobConsulta
0123030302	VALV.MINI JUCAR ARCO M/M 3/8	SobConsulta
0123030303	VALV.MINI JUCAR ARCO M/M 1/2	2.52
0123030304	VALV.MINI JUCAR ARCO M/M 3/4	SobConsulta
0123030305	VALV.ARCO C/BICONE 15 SG105	11.96

**VALVULAS MINIESFERA F/F APM ART.2300**

0123030101	VALVULA MINIESFERA F/F 1/4	1.71
0123030102	VALVULA MINIESFERA F/F 3/8	2.72
0123030103	VALVULA MINIESFERA F/F 1/2	3.32
0123030104	VALVULA MINIESFERA F/F 3/4	3.89

**VALVULAS MINIESFERA M/F APM ART.2310**

0123030201	VALVULA MINIESFERA M/F 1/4	3.03
0123030202	VALVULA MINIESFERA M/F 3/8	3.32
0123030203	VALVULA MINIESFERA M/F 1/2	3.92
0123030204	VALVULA MINIESFERA M/F 3/4	6.39

**VALVULAS RETENCAO****VAL.RETENCAO INOX ROSC.AISI 316**

01231310020	VALVULA RETEN.INOX 316 ROSC.2416 1/2	13.46
01231310025	VALVULA RETEN.INOX 316 ROSC.2416 3/4	17.19
01231310032	VALVULA RETEN.INOX 316 ROSC.2416 1	22.46
01231310040	VALVULA RETEN.INOX 316 ROSC.2416 11/4	32.53
01231310050	VALVULA RETEN.INOX 316 ROSC.2416 11/2	44.68
01231310063	VALVULA RETEN.INOX 316 ROSC.2416 2	60.01

**VALV.RET.DISCO NYLON "YORK" APM ART.7000**

01231301020	VALV.RETEN.DISCO NYLON YORK 1/2	1.93
01231301040	VALV.RETEN.DISCO NYLON YORK 11/4	7.69
01231301050	VALV.RETEN.DISCO NYLON YORK 11/2	14.20
01231301063	VALV.RETEN.DISCO NYLON YORK 2	13.64
01231301075	VALV.RETEN.DISCO NYLON YORK 21/2	31.09
01231301090	VALV.RETEN.DISCO NYLON YORK 3	38.35

**VALV.RET.HOR.C/VED.BORR.APM ART.7150**

01231302020	VALV.RETEN.HORIZ.C/VED.BORRA.1/2	5.19
01231302025	VALV.RETEN.HORIZ.C/VED.BORRA.3/4	7.31
01231302032	VALV.RETEN.HORIZ.C/VED.BORRA.1	10.26
01231302040	VALV.RETEN.HORIZ.C/VED.BORRA.11/4	14.95
01231302050	VALV.RETEN.HORIZ.C/VED.BORRA.11/2	20.59
01231302063	VALV.RETENC.HORIZ.C/VED.BORRA.2	32.04
01231302075	VALV.RETEN.HORIZ.C/VED.BORRA.21/2	50.29
01231302090	VALV.RETEN.HORIZ.C/VED.BORRA.3	79.06
01231302110	VALV.RETEN.HORIZ.C/VED.BORRA.4	134.28

**VALV.RETENCAO BOLA PVC RIGIDO COLAR**

01231306032	VALVULA RETENCAO BOLA PVC RIG.COLAR 32	23.35
01231306040	VALVULA RETENCAO BOLA PVC RIG.COLAR 40	28.30
01231306050	VALVULA RETENCAO BOLA PVC RIG.COLAR 50	34.40

**VALV.RETENCAO MOLA PVC RIGIDO ROSCADAS**

01231305020	VALV.RETEN.MOLA PVC RIG.ROSCADA 1/2	6.62
01231305025	VALV.RETEN.MOLA PVC RIG.ROSCADA 3/4	9.06
01231305032	VALV.RETEN.MOLA PVC RIG.ROSCADA 1"	8.29
01231305040	VALV.RETEN.MOLA PVC RIG.ROSCADA 11/4"	11.36
01231305050	VALV.RETEN.MOLA PVC RIG.ROSCADA 11/2"	12.17
01231305063	VALV.RETEN.MOLA PVC RIG.ROSCADA 2	17.92
01231305075	VALV.RETEN.MOLA PVC RIG.ROSCADA 21/2	39.94
01231305090	VALV.RETEN.MOLA PVC RIG.ROSCADA 3	54.91



**VALV.RETENCAO P/ENC.RAPIDO**

01231309063	VALVULA RETENCAO F/F ENC.RAPIDO 63	27.63
-------------	------------------------------------	-------

**VALV.RETENÇÃO DISCO INOX "EUROPA"**

01231300020	VALV.RETEN.DISCO INOX EUROPA 1/2	5.74
01231300025	VALV.RETEN.DISCO INOX EUROPA 3/4	7.74
01231300032	VALV.RETEN.DISCO INOX EUROPA 1	11.61
01231300040	VALV.RETEN.DISCO INOX EUROPA 11/4	17.90
01231300050	VALV.RETEN.DISCO INOX EUROPA 11/2	23.99
01231300063	VALV.RETEN.DISCO INOX EUROPA 2	37.13
01231300075	VALV.RETEN.DISCO INOX EUROPA 21/2	85.40
01231300090	VALV.RETEN.DISCO INOX EUROPA 3	128.13
01231300110	VALV.RETEN.DISCO INOX EUROPA 4	196.00

**VALVULAS RETENCAO HORIZ.ESGOTO PVC**

01231303110	VALV.RETEN.HORIZ.PVC VAT01 110	63.94
01231303125	VALV.RETEN.HORIZ.PVC VAT02 125	67.27
01231303160	VALV.RETEN.HORIZ.PVC VAT03 160	102.44
01231303200	VALV.RETEN.HORIZ.PVC VAT04 200	164.92
01231303315	VALV.RETEN.HORIZ.PVC VAT06 315	SobConsulta

**VALVULAS RETENCAO MOLA PVC RIGIDO COLAR**

01231304025	VALV.RETEN.MOLA PVC RIG.COLAR 25	7.84
01231304032	VALV.RETEN.MOLA PVC RIG.COLAR 32	8.34
01231304040	VALV.RETEN.MOLA PVC RIG.COLAR 40	10.43
01231304050	VALV.RETEN.MOLA PVC RIG.COLAR 50	11.10
01231304063	VALV.RETEN.MOLA PVC RIG.COLAR 63	16.44
01231304075	VALV.RETEN.MOLA PVC RIG.COLAR 75	36.19
01231304090	VALV.RETEN.MOLA PVC RIG.COLAR 90	49.92
01231304110	VALV.RETEN.MOLA PVC RIG.COLAR 110	54.91

**VALVULAS RETENCAO BK****VALVULA RETENÇÃO BOLA C/FLANGE BK**

01232201050	VALVULA RETEN.BOLA NBR C/FLANGE PN16 50	83.50
01232201065	VALVULA RETEN.BOLA NBR C/FLANGE PN16 65	95.42
01232201080	VALVULA RETEN.BOLA NBR C/FLANGE PN16 80	120.10
01232201100	VALVULA RETEN.BOLA NBR C/FLANGE PN16 100	149.32
01232201150	VALVULA RETEN.BOLA NBR C/FLANGE PN16 150	236.10
01232201200	VALVULA RETEN.BOLA NBR C/FLANGE PN16 200	675.00
01232201250	VALVULA RETEN.BOLA NBR C/FLANGE PN16 250	1154.2

**VALVULA RETENÇÃO DISCO-BIPARTIDO**

01232202050	VALVULA RETEN.DISCO BI-PARTIDO PN16 50	26.24
01232202065	VALVULA RETEN.DISCO BI-PARTIDO PN16 65	44.25
01232202080	VALVULA RETEN.DISCO BI-PARTIDO PN16 80	57.37
01232202100	VALVULA RETEN.DISCO BI-PARTIDO PN16 100	64.70

**VALVULA RETENÇÃO INOX DISCO-BIPARTIDO**

01232203050	VALVULA RETEN.INOX DISCO BI-PART.PN16 50	91.42
01232203065	VALVULA RETEN.INOX DISCO BI-PART.PN16 65	107.57
01232203080	VALVULA RETEN.INOX DISCO BI-PART.PN16 80	133.24
01232203100	VALVULA RETEN.INOX DISC.BI-PART.PN16 100	172.89
01232203125	VALVULA RETEN.INOX DISC.BI-PART.PN16 125	236.75

