

25

STATE OF ARIZONA

**APPROPRIATIONS
REPORT**

**For The Fiscal Year
Ending June 30, 1990**

Prepared by the
Staff of the

**JOINT
LEGISLATIVE
BUDGET
COMMITTEE**



STATE OF ARIZONA

Joint Legislative Budget Committee

STATE
SENATE

PAT WRIGHT
CHAIRMAN 1990
JAN BREWER
JAIME GUTIERREZ
A. V. "BILL" HARDT
JOHN HAYS
JOHN MAWHINNEY
TOM PATTERSON
DOUG TODD

1716 WEST ADAMS
PHOENIX, ARIZONA 85007

PHONE (602) 542-5491
FAX (602) 542-1616

THEODORE A. FERRIS
STAFF DIRECTOR

HOUSE OF
REPRESENTATIVES

JOHN WETTAW
CHAIRMAN 1989
CARMEN CAJERO
RUTH ESKESEN
HENRY EVANS
MARK KILLIAN
JIM MEREDITH
JIM MILLER
POLLY ROSENBAUM

INTRODUCTION

This annual Appropriations Report provides a single source document for obtaining summary and detailed information on appropriations for Fiscal Year 1990, as provided in the General Appropriation Act (S.B. 1140, Chapter 311, Laws of 1989) and other legislative acts. Also included is the economic and state revenue forecast upon which the budget was based. The summary section (pink pages at the front of the report) incorporates the use of graphics to visually display the structure and direction of the Arizona state budget for Fiscal Year 1990.

This report also provides information relative to the legislative intent of appropriations. We have attempted to describe both the legal limitations or conditions ("footnotes") as well as that which was made apparent as "legislative intent" through the budget hearings.

The many state agencies are encouraged to review the contents of this Appropriations Report, and to contact the Joint Legislative Budget Committee Staff with any concerns regarding "legislative intent."

Additional information on appropriations and revenue can be obtained from the Staff of the Joint Legislative Budget Committee.

Theodore A. Ferris,
Staff Director and
Legislative Budget Analyst

JOINT LEGISLATIVE BUDGET COMMITTEE

The Joint Legislative Budget Committee was first established on April 25, 1966, pursuant to Laws 1966, Ch. 96. Thereafter, Laws 1979, Ch. 187 expanded and altered the Committee membership. The Committee members are:

Representative John Wettaw, Chairman - 1989	Senator Pat Wright Chairman - 1990
Representative Carmen Cajero	Senator Jan Brewer
Representative Ruth Eskesen	Senator Jaime Gutierrez
Representative Henry Evans	Senator A. V. "Bill" Hardt
Representative Mark Killian	Senator John Hays
Representative Jim Meredith	Senator John Mawhinney
Representative Jim Miller	Senator Tom Patterson
Representative Polly Rosenbaum	Senator Doug Todd

The primary powers and duties of the Joint Legislative Budget Committee relate to ascertaining facts and making recommendations to the legislature regarding all facets of the state budget, state revenues and expenditures, future fiscal needs, and the organization and functions of state government.

The Joint Legislative Budget Committee appoints a Staff Director and Chief Executive Officer who is responsible for providing staff support and sound technical analysis to the Committee. The objectives and major products of the staff of the Joint Legislative Budget Committee are:

- o Analysis and Recommendations for the Annual State Budget, which are presented in January of each year;
- o Technical, analytical, and preparatory support in the development of appropriations bills considered by the legislature;
- o An annual Appropriations Report, which is published shortly after the budget is completed and provides detail on the budget along with a further explanation of legislative intent;
- o Support to the Joint Committee on Capital Review with respect to all capital outlay issues including land acquisition, new construction, and building renewal projects.
- o Preparation of fiscal notes or those bills considered by the legislature having a fiscal impact on the state or any of its political subdivisions;
- o Management and Fiscal Research Reports related to state programs and state agency operations;
- o Periodic economic and state revenue forecasts;
- o Periodic analysis of economic activity, state budget conditions, and the relationship of one to the other.

Joint Legislative Budget Committee
1716 West Adams
Phoenix, Arizona 85007
Ph: (602) 542-5491

Theodore A. Ferris
Staff Director

STAFF OF THE
JOINT LEGISLATIVE BUDGET COMMITTEE

- o Staff Director..... Ted Ferris
- o Assistant Staff Director..... Don Sockrider
- o Associate Staff Director..... Dick Morris
- o Principal Fiscal Analyst..... Cy Blanton
..... John Lee
..... Steve Miller
..... Jack Neisent
..... Richard Stavneak
- o Principal Capital Review Analyst..... Jim Stewart
- o Fiscal Analyst..... Liz Bellgardt
..... Jayne Burgess
..... Mark Flanders
..... Stephanie Hernandez
..... Brian McNeil
..... John Wilcox
- o Principal Research Analyst..... Bob Hull
- o Chief Economist..... Hank Reardon
- o Word Processing and Production..... Sue Flucke
..... Linda Hogan
..... Linda Monsanto
..... Lettie Phillips
..... Lisa Young
- o Interns..... Jeff Tyne
..... Karyn Williams

APPROPRIATIONS COMMITTEE MEMBERS
Thirty-ninth Legislature
First Regular Session
1989

HOUSE

John Wettaw, Chairman
Jim Miller, Vice Chairman
Stan Barnes
Brenda Burns
Carmen Cajero
Ruth Eskesen
Henry Evans
Susan Gerard
Bev Hermon
Robert McLendon
Richard "Dick" Pacheco
Polly Rosenbaum
Nancy Wessel
Earl Wilcox
Bob Williams

SENATE

Pat Wright, Chairman
John Mawhinney, Vice Chairman
Lela Alston
Jan Brewer
Leo Corbet
Tony Gabaldon
Jerry Gillespie
Jaime Gutierrez
A. V. "Bill" Hardt
John Hays
Jesus "Chuy" Higuera
Tom Patterson
Jacque Steiner
Doug Todd
Carolyn Walker

ALPHABETICAL INDEX OF STATE AGENCIES

	<u>Page</u>		<u>Page</u>
Accountancy, Board of.....	190	Library, Archives & Public Rcds....	44
Administration, Department of.....	1	Liquor Lic. & Control, Dept. of....	170
Affirmative Action, Gov's Ofc. of..	11	Livestock Board.....	172
Agricultural Empl. Rel. Bd.....	139	Lottery, Arizona.....	45
Agri. & Horticulture, Comm. of.....	140	Medical Examiners, Board of.....	200
AHCCCS.....	69	Medical Student Loans, Bd. of.....	255
Appellate & Trial Ct. Appts.....	39	Mine Inspector.....	177
Arizona State University.....	260	Mines & Mineral Res., Dept. of....	343
Arts, Commission on the.....	219	Naturopathic Board of Examiners....	202
Attorney General - Dept. of Law....	12	Northern Arizona University.....	266
Banking Department.....	147	Nursing, Board of.....	203
Barber Examiners, Board of.....	191	Nursing Care Inst. Admin., Bd. of..	204
Behavioral Health Examiners, Bd.of.	192	Occup. Sfty & Health Review Bd.....	178
Boxing Commission.....	193	Oil & Gas Conservation Comm.....	344
Building & Fire Safety, Dept. of...	149	Opticians Board, Dispensing.....	205
Chiropractic Examiners, Board of...	194	Optometry, Board of.....	206
Coliseum & Exposition Center.....	24	Osteopathic Examiners, Board of....	207
Commerce, Department of.....	26	Pardons & Paroles, Board of.....	301
Community Colleges, Bd. of Dir. for	221	Parks Board.....	345
Contractors, Registrar of.....	150	Personnel Board.....	47
Corporation Commission.....	151	Pharmacy Board.....	208
Corrections, Department of.....	275	Physical Therapy Examiners, Bd.of..	209
Cosmetology, Board of.....	195	Pioneers' Home.....	132
Court of Appeals.....	32	Podiatry Examiners, Board of.....	210
Criminal Justice Commission, AZ....	294	Priv. Postsecondary Ed., Board of..	211
Dairy Commissioner.....	160	Psychologist Examiners, Board of...	213
Deaf and Blind, School for the.....	226	Public Safety, Department of.....	303
Dental Examiners, Board of.....	196	Racing, Department of.....	179
Economic Security, Dept. of.....	78	Radiation Regulatory Agency.....	183
Education, Department of.....	233	Rangers' Pensions.....	133
Egg Inspection Board.....	197	Real Estate Department.....	187
Emer. & Military Affairs, Dept. of.	296	Regents, Board of.....	256
Environment, Commission on Arizona.	325	Residential Util. Consumer Ofc....	188
Environmental Quality, Dept. of....	113	Retirement System.....	48
Foster Care Review Board.....	31	Revenue, Department of.....	51
Funeral Dir. & Embalmers, Bd. of...	198	Secretary of State - Dept. of State	62
Game and Fish Department.....	326	Structural Pest Control Comm.....	215
Geological Survey, Arizona.....	333	Superior Court.....	35
Governor - Office of.....	40	Supreme Court.....	29
Health Services, Dept. of.....	115	Tax Appeals, Board of.....	63
Hearing Impaired, Council for the..	130	Technical Registration, Bd. of.....	217
Historical Society, Arizona.....	251	Tourism, Office of.....	64
Historical Society, Prescott.....	253	Transportation, Department of.....	311
Homeopathic Medical Exam. Bd.....	199	Treasurer, State.....	65
Indian Affairs, Commission of.....	131	Uniform State Laws, Comm. of.....	67
Industrial Commission.....	161	University of Arizona.....	269
Insurance, Department of.....	169	Veterans' Services Commission.....	134
Judicial Qualifications, Comm. on..	38	Veterinary Medical Examining Bd....	218
Land Department.....	334	Water Resources, Department of.....	352
Law Enforcement Merit Syst. Cncl...	41	Weights and Measures, Dept. of....	189
Legislature.....	42		

- T A B L E O F C O N T E N T S -

<u>SUMMARY OF TABLES AND GRAPHS</u>	<u>Page</u>
o General Fund -- Statement of Projected Revenues and Expenditures...	TG-1
o Summary of Appropriations by Individual Chapter.....	TG-2
o Distribution of Total Appropriated Funds - General and Non-General Funds - by Function of Government.....	TG-4
o Summary of Appropriated Funds by Agency for FY 1990.....	TG-5
o Distribution of General Fund Appropriations - by Function of Government.....	TG-10
o Eight Largest Agencies - General Fund Appropriation - Dollar Increase FY 89 - FY 90.....	TG-11
o Eight Largest Agencies - General Fund Appropriation - Percent Change FY 89 - FY 90.....	TG-12
o Summary of The General Appropriation Act for Fiscal Years 1989 and 1990.....	TG-13
o Distribution of The General Appropriation Act - General Fund - by Function of Government.....	TG-18
o Summary of the Omnibus Capital Outlay Bill (S.B. 1468) and Other Capital Outlay Appropriations.....	TG-19
o Distribution of Capital Outlay Bill by Function of Government.....	TG-22
o Summary of Additional Appropriations (Other Than The General Appropriation Act and Capital Outlay Act).....	TG-23
o Distribution of Additional Appropriations by Function of Government.....	TG-26
o Summary of Federal and Other Non-Appropriated Fund Expenditures for the Fiscal Years 1989 and 1990.....	TG-27
o Distribution of Federal and Other Non-Appropriated Funds by Function of Government.....	TG-42
o Summary of Total State Spending Authority (Appropriated and Non-Appropriated Funds) for Fiscal Years 1989 and 1990.....	TG-43
o Distribution of Total State Spending Authority by Fund Source.....	TG-48

- T A B L E O F C O N T E N T S -
(Continued)

	<u>Page</u>
<u>SUMMARY OF TABLES AND GRAPHS (Cont'd)</u>	
o Appropriated and Non-Appropriated Shares of Total FY 1990 Spending Authority for Each Function of Government.....	TG-49
o Distribution of Total State Spending Authority by Function of Government.....	TG-50
o State Personnel Summary by Full-Time Equivalent Positions.....	TG-51
o State Personnel Summary Full-Time Equivalent Positions by Function of Government.....	TG-56
<u>GENERAL PROVISIONS OF THE APPROPRIATION ACT.....</u>	GP-1
<u>COST FACTORS IN FY 1990 APPROPRIATIONS.....</u>	GP-3
<u>DETAILED APPROPRIATIONS BY AGENCY</u> (See Index at Front of Report for Specific Agency Page Numbers)	
o General Government.....	1
o Health and Welfare.....	69
o Inspection and Regulation.....	139
o Education.....	219
o Protection and Safety.....	275
o Transportation.....	311
o Natural Resources.....	325
<u>SALARY AND PAY PACKAGE ADJUSTMENTS</u>	
o General Fund -- Approved Salary and Other Adjustments.....	357
o Non-General Funds -- Approved Salary and Other Adjustments.....	365
<u>ECONOMIC AND REVENUE FORECASTS</u>	
o The United States Economy.....	369
o Forecast of Key U.S. Economic Indicators.....	370
o The Arizona Economy.....	371

- TABLE OF CONTENTS -
(Continued)

	<u>Page</u>
<u>ECONOMIC AND REVENUE FORECASTS (Cont'd)</u>	
o Forecast of Key Arizona Economic Indicators.....	375
o General Fund Revenue.....	379
<u>FY 1989 SPENDING</u>	
o Revisions to FY 1989 Spending Authority.....	387

STATE OF ARIZONA
 GENERAL FUND
 STATEMENT OF PROJECTED REVENUES AND EXPENDITURES
 LEGISLATIVE STAFF ESTIMATE

	<u>Forecast</u> <u>FY 1989</u>	<u>Forecast</u> <u>FY 1990</u>
<u>REVENUES</u>		
Beginning Balance	\$ 6,106,800	\$ 21,417,200
Base Revenue (See Exhibit V, p. 381)	2,904,562,400	2,997,450,000
Enhancements (See Exhibit VI, p. 382)	<u>-0-</u>	<u>130,569,100</u>
TOTAL REVENUES	<u>\$2,910,669,200</u>	<u>\$3,149,436,300</u>
<u>EXPENDITURES</u>		
Appropriations	\$2,945,652,000	\$3,170,303,300
Revertments	(67,000,000)	(40,000,000)
Administrative Adjustments and Emergencies	<u>10,600,000</u>	<u>11,000,000</u>
TOTAL EXPENDITURES	<u>\$2,889,252,000</u>	<u>\$3,141,303,300</u>
<u>ENDING BALANCE</u>	<u>\$ 21,417,200</u>	<u>\$ 8,133,000</u>

SUMMARY OF APPROPRIATIONS
By Individual Chapter
Fiscal Year 1989 and Fiscal Year 1990 ^{1/}

Thirty-Ninth Legislature - First Regular Session:			<u>FISCAL YEAR 1989</u>		<u>FISCAL YEAR 1990</u>	
Chapter Number	Bill Number	REFERENCE TITLE	<u>GENERAL FUND</u>	<u>NON-GENERAL FUND</u>	<u>GENERAL FUND</u>	<u>NON-GENERAL FUND</u>
1	S.B. 1097	Appropriations; Instrumented Factory Program			\$ 750,000 ^{2/}	
3	H.B. 2103	General Appropriations; Budget Reductions and Increases	\$ 34,691,986 ^{3/}	\$ 321,800	2,000,000	
5	S.B. 1151	AHCCCS; Emergency	2,461,200			
122	S.B. 1308	Appropriation; DOA; Indian Settlement			1,500,000 ^{4/}	
123	H.B. 2144	University Financial Aid			1,036,000	
136	H.B. 2024	Nuclear Emergency Appropriation and Assessment			635,100 ^{5/}	
190	S.B. 1207	Public Lands; Legal Advertising			30,000	
193	S.B. 1280	Off-Highway Vehicles; Permanent Decals				\$ 75,000
198	S.B. 1029	Visual Air Pollution		1,000,000		
203	S.B. 1397	Economic Development		200,000		920,000
205	H.B. 2115	Appropriation; Veterans' Nursing Home			2,500,000	
215	H.B. 2421	Nonmedical Model Home Services System			116,000	
219	H.B. 2130	Supplemental Appropriation; State Retirement System		161,200		
248	H.B. 2598	Relief of Various Claimants; Appropriations			1,797,339 ^{6/}	
256	S.B. 1410	Public Funds; Insurance			1,673,976 ^{7/}	
279	S.B. 1143	Legal Counsel; Apache and Navajo Counties	90,000			
290	H.B. 2467	Rural Physicians; Financial Assistance			195,000	
293	S.B. 1348	AHCCCS; Omnibus			50,400	
295	S.B. 1138	Welfare Reform; Child Support			1,666,920	
302	S.B. 1468	Capital Outlay Appropriations			19,923,500 ^{8/}	180,987,400
305	H.B. 2267	Arizona Commission on the Arts; Trust Fund				25,000
311	S.B. 1140	General Appropriation Act			3,050,629,100 ^{9/}	416,995,300
313	H.B. 2213	Energy Projects; Admin. Costs; Appropriation				120,000
SUB-TOTAL APPROPRIATIONS - 1ST REGULAR SESSION			\$ 37,243,186	\$ 1,683,000	\$ 3,084,503,335^{10/}	\$ 599,122,700

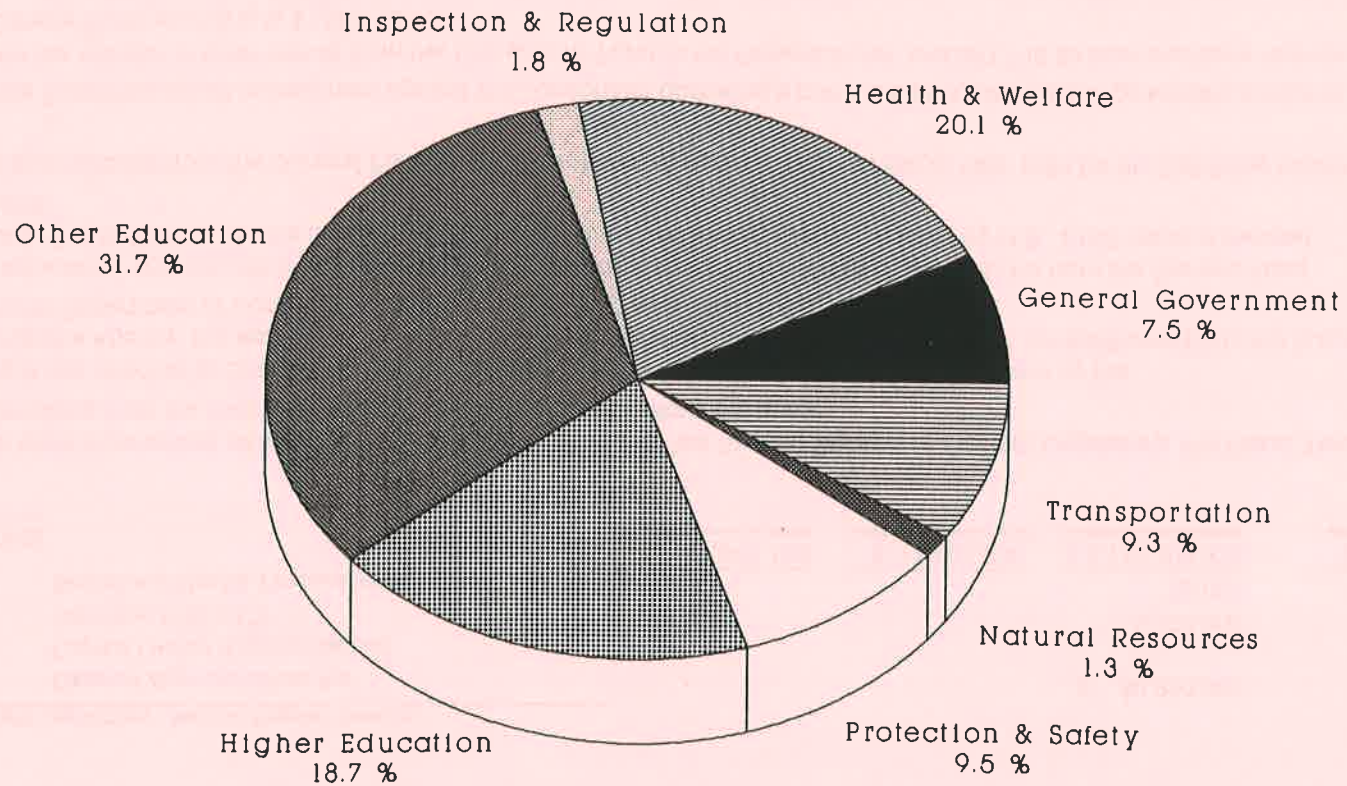
SUMMARY OF APPROPRIATIONS
By Individual Chapter
Fiscal Year 1989 and Fiscal Year 1990 ¹

			<u>FISCAL YEAR 1989</u>		<u>FISCAL YEAR 1990</u>	
			<u>GENERAL FUND</u>	<u>NON-GENERAL FUND</u>	<u>GENERAL FUND</u>	<u>NON-GENERAL FUND</u>
<u>Other Appropriations</u>						
<u>Thirty-Eight Legislature - Second Regular Session</u>						
260	H.B. 2142	General Appropriation Act			\$ 80,250,000	
275	H.B. 2442	Capital Outlay Appropriations				\$ 18,513,000
302	S.B. 1486	Omnibus AHCCCS			5,500,000	
313	H.B. 2311	Behavioral Health Professionals			50,000	
<u>TOTAL APPROPRIATIONS</u>			<u>\$ 37,243,186</u>	<u>\$ 1,683,000</u>	<u>\$ 3,170,303,335</u>	<u>\$ 616,635,700</u>

TC-3

- 1 For Fiscal Year 1989, this table summarizes all appropriations enacted during the First Regular Session of the 39th Legislature. For Fiscal Year 1990, the table summarizes appropriations from the 39th First Regular Session and all previous sessions.
- 2 If Arizona State University is not selected to operate the Instrumented Factory for Precision Gears (INFAC) Program by the United States Defense Logistics Agency, the appropriation shall revert to the General Fund. If A.S.U. is selected, an additional \$750,000 is appropriated from the General Fund to the Department of Commerce in each of the Fiscal Years 1991, 1992, 1993 and 1994.
- 3 Includes \$19,059,300 in reductions, \$64,626,286 in supplemental appropriations, and a funding shift of \$10,875,000 from the General Fund to the Highway Patrol Fund. For further detail, see the "FY 1989 Budget Reductions and Increases Enacted by H.B. 2103" table at the end of the Appropriations Report.
- 4 In addition, \$1,500,000 is appropriated from the General Fund to the Department of Administration in Fiscal Year 1991 for the Salt River Indian settlement.
- 5 To be repaid to the General Fund through an assessment against the consortium operating a commercial nuclear power generating station in Arizona.
- 6 The legislation provides for the transfer of \$190,160.48 from the Corrections Fund to the General Fund, and \$37,715.89 from the State Highway Fund to the General Fund. Net General Fund spending is \$1,569,463.01.
- 7 In addition, \$4,326,024 is appropriated from the General Fund to the Department of Administration, but this amount shall be repaid to the General Fund from the Special Employee Health Insurance Trust Fund by June 15, 1990.
- 8 Includes \$781,000 that is to be repaid to the General Fund from the proceeds of lease-purchase financing certificates by December 31, 1989.
- 9 In addition, \$100,313,000 is appropriated from the General Fund to the Department of Education in Fiscal Year 1991.
- 10 In addition, in Fiscal Year 1991, \$100,000 is appropriated from the General Fund to the Veterans' Services Commission for a Korean War Memorial, and \$25,000 is appropriated from the General Fund to the Board of Occupational Therapy Examiners for start-up costs.

DISTRIBUTION OF TOTAL APPROPRIATED FUNDS GENERAL AND NON-GENERAL FUNDS BY FUNCTION OF GOVERNMENT



FISCAL YEAR 1990

SUMMARY OF APPROPRIATED FUNDS^{1/}
By Agency
For Fiscal Year 1990

	<u>General Fund</u>	<u>Non-General Fund</u>	<u>Total Funds</u>
<u>GENERAL GOVERNMENT</u>			
Administration, Department of	\$ 35,929,815	\$ 20,272,700	\$ 56,202,515
Affirmative Action, Governor's Office of	222,400	0	222,400
Attorney General	17,814,200	0	17,814,200
Coliseum and Exposition Center	0	10,304,300	10,304,300
Commerce, Department of	4,166,700	1,096,100	5,262,800
Compensation Fund	0	0	0
Courts			
Court of Appeals	6,612,300	0	6,612,300
Comm. on Appellate and Trial Court Appts.	4,000	0	4,000
Commission on Judicial Qualifications	100,000	0	100,000
Superior Courts	48,833,700	0	48,833,700
Supreme Court	5,241,900	0	5,241,900
SUBTOTAL - Courts	<u>\$ 60,791,900</u>	<u>\$ 0</u>	<u>\$ 60,791,900</u>
Governor, Office of the	3,279,300	0	3,279,300
Law Enforcement Merit System Council	42,100	0	42,100
Legislature			
Auditor General	6,646,600	0	6,646,600
House of Representatives	6,130,600	0	6,130,600
Joint Legislative Budget Committee	1,523,600	0	1,523,600
Legislative Council	2,342,000	0	2,342,000
Library, Archives, and Public Records	4,812,600	0	4,812,600
Senate	6,063,900	0	6,063,900
SUBTOTAL - Legislature	<u>\$ 27,519,300</u>	<u>\$ 0</u>	<u>\$ 27,519,300</u>
Lottery	0	44,999,100	44,999,100
Personnel Board	217,700	0	217,700
Retirement System	0	2,808,700	2,808,700
Revenue, Department of	38,654,600	0	38,654,600
Secretary of State	1,819,700	0	1,819,700
Tax Appeals, Board of	445,100	0	445,100

SUMMARY OF APPROPRIATED FUNDS^{1/}

By Agency For Fiscal Year 1990

	General Fund	Non-General Fund	Total Funds
Tourism, Office of	\$ 3,558,600	\$ 2,000,000	\$ 5,558,600
Treasurer	9,317,200	0	9,317,200
Uniform State Laws, Commission on	19,000	0	19,000
TOTAL - GENERAL GOVERNMENT	\$ 203,797,615	\$ 81,480,900	\$ 285,278,515
<u>HEALTH AND WELFARE</u>			
AHCCCS Administration	\$ 320,292,800	\$ 0	\$ 320,292,800
Economic Security, Department of	273,990,220	764,500	274,754,720
Environmental Quality, Department of	16,278,400	0	16,278,400
Health Services, Department of	140,237,600	2,377,300	142,614,900
Hearing Impaired, Council for the	203,800	0	203,800
Indian Affairs, Commission on	155,400	0	155,400
Pioneers' Home	2,927,800	0	2,927,800
Arizona Ranger's Pension	16,800	0	16,800
Veterans' Services Commission	3,220,700	390,000	3,610,700
TOTAL - HEALTH AND WELFARE	\$ 757,323,520	\$ 3,531,800	\$ 760,855,320
<u>INSPECTION AND REGULATION</u>			
Agricultural Employment Relations Board	\$ 189,000	\$ 0	\$ 189,000
Agriculture and Horticulture, Commission of	5,657,800	1,345,500	7,003,300
Banking Department	3,827,600	0	3,827,600
Building & Fire Safety, Department of	2,872,700	0	2,872,700
Contractors, Registrar of	4,020,500	0	4,020,500
Corporation Commission	4,959,600	5,273,900	10,233,500
Dairy Commissioner	524,100	0	524,100
Industrial Commission	0	11,801,700	11,801,700
Insurance, Department of	2,717,600	0	2,717,600
Liquor Licenses & Control, Department of	2,083,600	0	2,083,600

SUMMARY OF APPROPRIATED FUNDS^{1/}

By Agency
For Fiscal Year 1990

	General Fund	Non-General Fund	Total Funds
Livestock Board	\$ 3,842,200	\$ 0	\$ 3,842,200
Mine Inspector	580,900	0	580,900
Occupational Safety and Health Review Board	0	0	0
Racing, Department of	2,436,600	321,400	2,758,000
Radiation Regulatory Agency	1,594,100	89,700	1,683,800
Real Estate Department	2,783,100	0	2,783,100
Residential Utility Consumer Office	0	923,200	923,200
Weights and Measures, Department of	2,008,100	0	2,008,100
Ninety-Ten Agencies			
Accountancy, Board of	0	650,100	650,100
Barber Examiners Board	0	134,200	134,200
Behavioral Health Examiners, Board of	50,000	0	50,000
Boxing Commission	55,300	6,100	61,400
Chiropractic Examiners Board	0	186,000	186,000
Cosmetology, Board of	0	534,700	534,700
Dental Examiners Board	0	377,500	377,500
Egg Inspection Board	0	190,900	190,900
Funeral Directors and Embalmers Board	0	144,400	144,400
Homeopathic Medical Examiners Board	0	8,400	8,400
Medical Examiners, Board of	0	2,137,800	2,137,800
Naturopathic Physician Examiners Board	0	27,800	27,800
Nursing Board	0	953,100	953,100
Nursing Care Institution Administrators Board	0	61,300	61,300
Opticians, Board of Dispensing	0	51,900	51,900
Optometry, Board of	0	99,200	99,200
Osteopathic Examiners Board	0	210,900	210,900
Pharmacy Board	0	599,600	599,600
Physical Therapy Examiners Board	0	63,800	63,800
Podiatry Examiners Board	0	42,100	42,100
Private Postsecondary Education, Board of	0	123,000	123,000
Psychologist Examiners Board	0	124,200	124,200
Structural Pest Control Commission	0	965,100	965,100
Technical Registration, Board of	0	709,500	709,500

SUMMARY OF APPROPRIATED FUNDS^{1/}

**By Agency
For Fiscal Year 1990**

	General Fund	Non-General Fund	Total Funds
Veterinary Medical Examining Board	\$ 0	\$ 144,300	\$ 144,300
SUBTOTAL - Ninety-Ten Agencies	\$ 105,300	\$ 8,545,900	\$ 8,651,200
TOTAL - INSPECTION AND REGULATION	\$ 40,202,800	\$ 28,301,300	\$ 68,504,100
 <u>EDUCATION</u>			
Arts, Commission on the	\$ 1,586,300	\$ 0	\$ 1,586,300
Community Colleges	78,549,100	0	78,549,100
Deaf and the Blind, School for the	12,074,400	0	12,074,400
Education, Department of	1,183,015,800	0	1,183,015,800
Historical Society, Arizona	2,225,400	0	2,225,400
Historical Society, Prescott	580,900	0	580,900
Medical Student Loans Board	5,000	0	5,000
Universities/Board of Regents	0	0	0
Board of Regents	13,435,300	0	13,435,300
Arizona State University - Main	175,977,100	52,911,900	228,889,000
Arizona State University - West	14,255,100	2,737,800	16,992,900
Northern Arizona University	63,139,400	16,145,800	79,285,200
University of Arizona - Main	189,265,400	55,489,400	244,754,800
University of Arizona - College of Medicine	43,212,500	1,911,900	45,124,400
SUBTOTAL - Universities/Board of Regents	\$ 499,284,800	\$ 129,196,800	\$ 628,481,600
TOTAL - EDUCATION	\$1,777,321,700	\$ 129,196,800	\$1,906,518,500
 <u>PROTECTION AND SAFETY</u>			
Corrections, Department of	\$ 266,586,800	\$ 0	\$ 266,586,800
Criminal Justice Commission	0	359,100	359,100
Emergency and Military Affairs, Dept. of	5,144,000	0	5,144,000
Pardons and Paroles, Board of	1,563,800	0	1,563,800

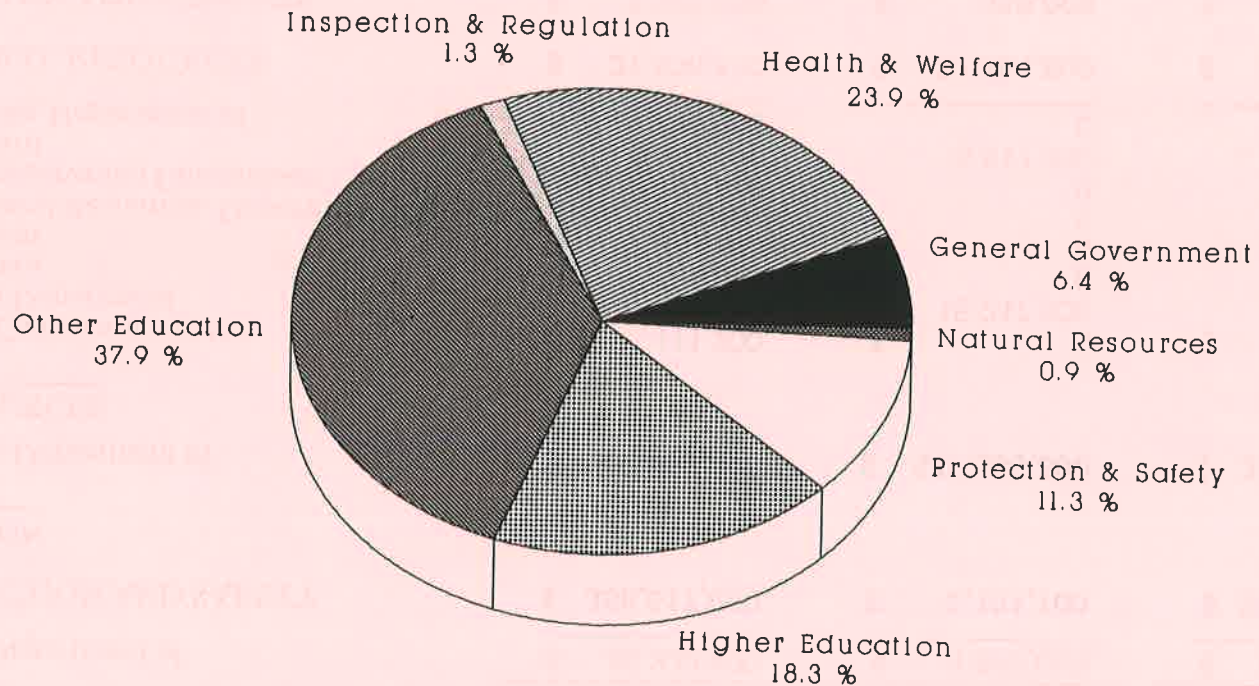
SUMMARY OF APPROPRIATED FUNDS^{1/}

By Agency
For Fiscal Year 1990

	<u>General Fund</u>	<u>Non-General Fund</u>	<u>Total Funds</u>
Public Safety, Department of	\$ 85,322,400	\$ 1,822,000	\$ 87,144,400
TOTAL - PROTECTION AND SAFETY	\$ 358,617,000	\$ 2,181,100	\$ 360,798,100
<u>TRANSPORTATION</u>			
Transportation, Department of	\$ 2,082,000	\$ 349,530,800	\$ 351,612,800
<u>NATURAL RESOURCES</u>			
Environment, Commission on the	\$ 111,200	\$ 0	\$ 111,200
Game and Fish Department	0	16,247,300	16,247,300
Geological Survey	535,000	0	535,000
Land Department	7,878,500	0	7,878,500
Mines and Mineral Resources, Department of	362,400	0	362,400
Oil and Gas Conservation Commission	187,400	0	187,400
State Parks Board	6,752,100	6,617,300	13,369,400
Water Resources, Department of	11,711,900	0	11,711,900
TOTAL - NATURAL RESOURCES	\$ 27,538,500	\$ 22,864,600	\$ 50,403,100
INEQUITY SALARY ADJUSTMENTS	\$ 2,500,000	\$ 350,000	\$ 2,850,000
UNALLOCATED SALARY ADJUSTMENTS	\$ 920,200	\$ 198,400	\$ 1,118,600
GRAND TOTAL	<u>\$3,170,303,335</u>	<u>\$ 617,635,700</u>	<u>\$3,787,939,035</u>

^{1/} The table summarizes all FY 1990 appropriations from the First Regular Session of the 39th Legislature and all previous sessions.

DISTRIBUTION OF GENERAL FUND APPROPRIATIONS BY FUNCTION OF GOVERNMENT



FISCAL YEAR 1990

Does not include \$2,082,000 (0.06%)
for Transportation

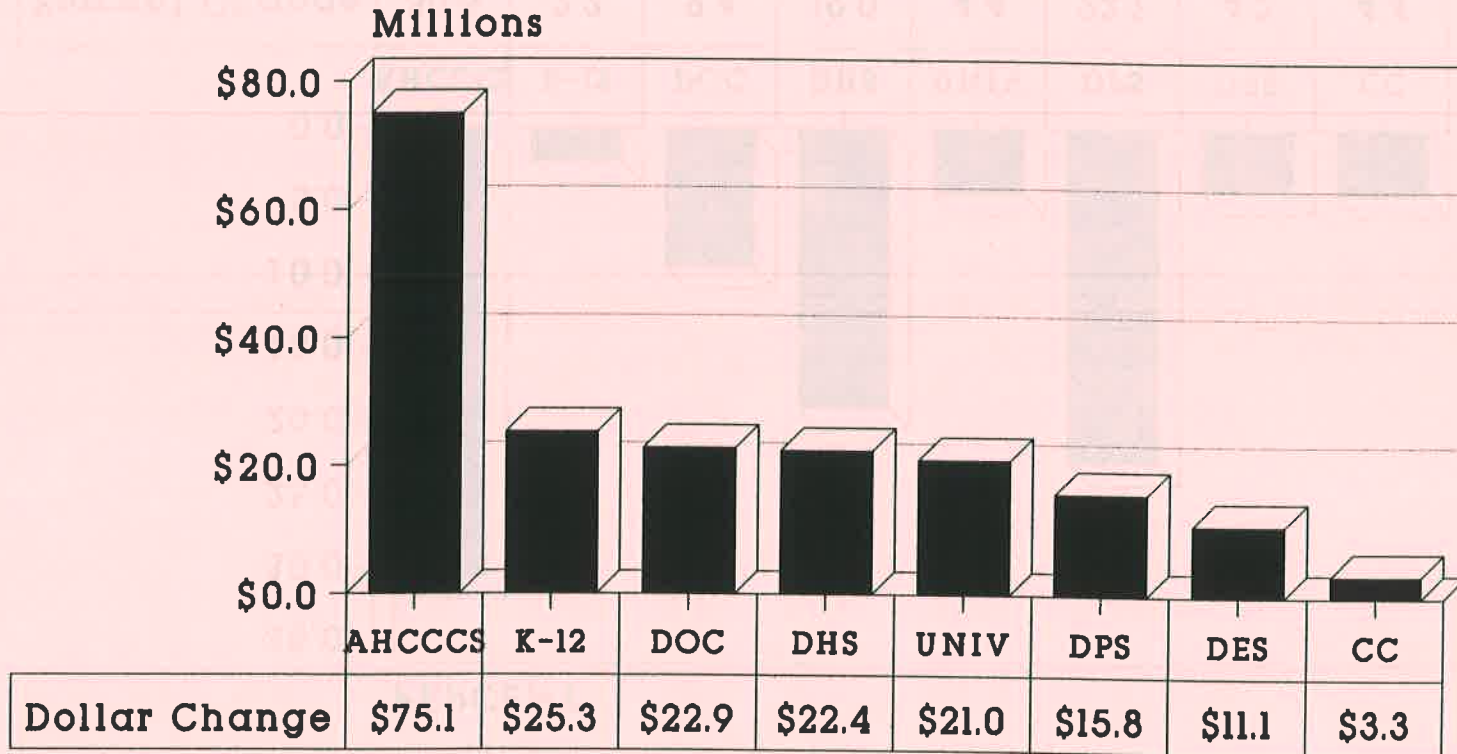
Includes all enacted bills.

EIGHT LARGEST AGENCIES

GENERAL FUND APPROPRIATION

DOLLAR INCREASE FY89 - FY90

TG-11

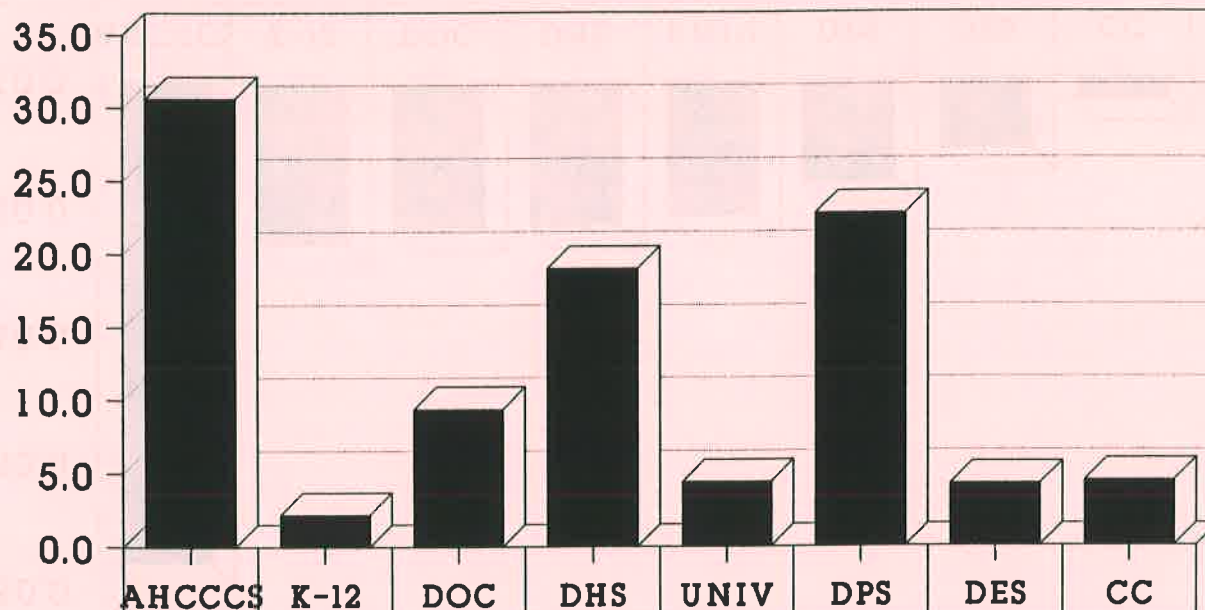


■ Dollar Change

AHCCCS=AHCCCS DOC=Dept of Corrections UNIV=Regents/Universities
 K-12=Dept of Education DHS=Dept of Health Services DPS=Dept of Public Safety
 DES=Dept of Economic Security CC=Community Colleges

EIGHT LARGEST AGENCIES GENERAL FUND APPROPRIATIONS PERCENT CHANGE FY89 - FY90

PERCENT



Percent Change	30.6	2.2	9.4	19.0	4.4	22.7	4.2	4.4
-----------------------	-------------	------------	------------	-------------	------------	-------------	------------	------------

■ Percent Change

AHCCCS=AHCCCS DOC=Dept of Corrections UNIV=Regents/Universities
 K-12=Dept of Education DHS=Dept of Health Services DPS=Dept of Public Safety
 DES=Dept of Economic Security CC=Community Colleges

**SUMMARY OF THE GENERAL APPROPRIATION ACT^{1/2/}
For Fiscal Years 1989 and 1990**

	FISCAL YEAR 1989 ^{3/}		FISCAL YEAR 1990 ^{4/}	
	<u>GENERAL FUND</u>	<u>NON-GENERAL FUND</u>	<u>GENERAL FUND</u>	<u>NON-GENERAL FUND</u>
<u>GENERAL GOVERNMENT</u>				
Administration, Department of	\$ 24,651,000	\$ 0	\$ 26,718,500	\$ 337,700
Affirmative Action, Governor's Office of	196,500	0	222,400	0
Attorney General	18,433,000	0	17,814,200	0
Coliseum and Exposition Center	0	9,215,200	0	10,304,300
Commerce, Department of	3,096,900	54,000	3,416,700	56,100
Compensation Fund	0	0	0	0
Courts				
Court of Appeals	5,623,600	0	6,612,300	0
Comm. on Appellate and Trial Ct. Appts.	4,000	0	4,000	0
Commission on Judicial Qualifications	59,000	0	100,000	0
Superior Courts	38,205,100	0	48,833,700	0
Supreme Court	5,110,400	0	5,241,900	0
SUBTOTAL - Courts	\$ 49,002,100	\$ 0	\$ 60,791,900	\$ 0
Governor, Office of the	2,843,400	0	3,279,300	0
Law Enforcement Merit System Council	45,800	0	42,100	0
Legislature				
Auditor General	6,542,000	0	6,646,600	0
House of Representatives	5,782,700	0	6,130,600	0
Joint Legislative Budget Committee	1,447,300	0	1,523,600	0
Legislative Council	2,163,700	1,034,900	2,342,000	0
Library, Archives, and Public Records	4,619,700	0	4,812,600	0
Senate	5,387,000	0	6,063,900	0
SUBTOTAL - Legislature	\$ 25,942,400	\$ 1,034,900	\$ 27,519,300	\$ 0
Lottery	0	0	0	44,999,100
Personnel Board	213,500	0	217,700	0
Retirement System	0	2,874,200	0	2,808,700
Revenue, Department of	34,790,200	0	38,654,600	0
Secretary of State	3,008,100	0	1,819,700	0
Tax Appeals, Board of	419,800	0	445,100	0
Tourism, Office of	3,416,700	0	3,558,600	2,000,000
Treasurer	3,478,400	0	3,705,500	0
Uniform State Laws, Commission on	16,000	0	19,000	0
TOTAL - GENERAL GOVERNMENT	\$ 169,553,800	\$ 13,178,300	\$ 188,224,600	\$ 60,505,900

SUMMARY OF THE GENERAL APPROPRIATION ACT^{1/2/}
For Fiscal Years 1989 and 1990

	FISCAL YEAR 1989 ^{3/}		FISCAL YEAR 1990 ^{4/}	
	GENERAL FUND	NON-GENERAL FUND	GENERAL FUND	NON-GENERAL FUND
<u>HEALTH AND WELFARE</u>				
AHCCCS Administration	\$ 242,452,000	\$ 0	\$ 320,211,600	\$ 0
Economic Security, Department of	261,640,500	502,100	271,949,300	764,500
Environmental Quality, Department of	15,881,000	4,300	16,278,400	0
Health Services, Department of	100,954,700	2,505,000	139,706,900	2,377,300
Hearing Impaired, Council for the	127,400	0	203,800	0
Indian Affairs, Commission on	144,800	0	155,400	0
Pioneers' Home	2,780,600	0	2,912,400	0
Arizona Ranger's Pension	16,200	0	16,800	0
Veterans' Services Commission	696,300	367,000	720,700	390,000
TOTAL - HEALTH AND WELFARE	\$ 624,693,500	\$ 3,378,400	\$ 752,155,300	\$ 3,531,800
<u>INSPECTION AND REGULATION</u>				
Agricultural Employment Relations Board	\$ 187,300	\$ 0	\$ 189,000	\$ 0
Agriculture and Horticulture, Commission of	5,873,600	1,296,600	5,645,800	1,345,500
Banking Department	3,017,200	0	3,827,600	0
Building & Fire Safety, Department of	2,619,200	0	2,872,700	0
Contractors, Registrar of	3,980,100	0	4,020,500	0
Corporation Commission	4,806,700	5,316,000	4,959,600	5,248,900
Dairy Commissioner	457,500	0	524,100	0
Industrial Commission	0	10,888,500	0	11,801,700
Insurance, Department of	2,417,700	0	2,717,600	0
Liquor Licenses & Control, Department of	2,131,200	0	2,083,600	0
Livestock Board	3,716,400	0	3,842,200	0
Mine Inspector	743,800	0	580,900	0
Occupational Safety and Health Review Board	3,300	0	0	0
Racing, Department of	2,105,500	302,000	2,436,600	321,400
Radiation Regulatory Agency	1,290,100	99,000	1,274,000	89,700
Real Estate Department	2,614,600	0	2,783,100	0
Residential Utility Consumer Office	0	890,800	0	923,200
Weights and Measures, Department of	1,335,500	0	2,008,100	0
Ninety-Ten Agencies				
Accountancy, Board of	0	612,300	0	650,100
Barber Examiners Board	0	133,900	0	134,200
Behavioral Health Examiners, Board of	0	0	0	0
Boxing Commission	37,400	8,800	55,300	6,100
Chiropractic Examiners Board	0	189,000	0	186,000
Cosmetology, Board of	0	539,600	0	534,700
Dental Examiners Board	0	406,900	0	377,500
Egg Inspection Board	0	190,000	0	190,900
Funeral Directors and Embalmers Board	0	141,400	0	144,400

**SUMMARY OF THE GENERAL APPROPRIATION ACT^{1/2/}
For Fiscal Years 1989 and 1990**

	FISCAL YEAR 1989^{3/}		FISCAL YEAR 1990^{4/}	
	<u>GENERAL FUND</u>	<u>NON-GENERAL FUND</u>	<u>GENERAL FUND</u>	<u>NON-GENERAL FUND</u>
Homeopathic Medical Examiners Board	0	9,000	0	8,400
Medical Examiners, Board of	0	1,850,800	0	2,137,800
Naturopathic Physicians Examiners Board	0	29,600	0	27,800
Nursing Board	0	893,900	0	953,100
Nursing Care Institution Administrators Board	0	59,900	0	61,300
Opticians, Board of Dispensing	0	54,300	0	51,900
Optometry, Board of	0	98,000	0	99,200
Osteopathic Examiners Board	0	207,500	0	210,900
Pharmacy Board	0	591,400	0	599,600
Physical Therapy Examiners Board	0	65,900	0	63,800
Podiatry Examiners Board	0	41,400	0	42,100
Private Postsecondary Education, Board of	0	121,700	0	123,000
Psychologist Examiners Board	0	124,400	0	124,200
Structural Pest Control Commission	0	671,300	0	965,100
Technical Registration, Board of	0	696,400	0	709,500
Veterinary Medical Examining Board	0	138,300	0	144,300
	<hr/>	<hr/>	<hr/>	<hr/>
SUBTOTAL - Ninety-Ten Agencies	\$ 37,400	\$ 7,875,700	\$ 55,300	\$ 8,545,900
TOTAL - INSPECTION AND REGULATION	\$ 37,337,100	\$ 26,668,600	\$ 39,820,700	\$ 28,276,300
EDUCATION				
Arts, Commission on the	\$ 1,545,000	\$ 0	\$ 1,586,300	\$ 0
Community Colleges	75,204,400	0	78,549,100 ^{5/}	0
Deaf and the Blind, School for the	10,858,200	0	11,748,000	0
Education, Department of	1,096,852,700 ^{6/}	0	1,102,765,800 ^{7/}	0
Historical Society, Arizona	1,852,200	0	1,985,400	0
Historical Society, Prescott	481,400	0	513,900	0
Medical Student Loans Board	10,000	0	5,000	0
Universities/Board of Regents				
Board of Regents	5,188,400	0	5,584,100	0
Arizona State University - Main	165,857,200	47,885,100	175,977,100	52,911,900
Arizona State University - West	10,917,700	1,008,500	14,255,100	2,737,800
Northern Arizona University	60,344,300	13,369,300	63,139,400	16,145,800
University of Arizona - Main	185,130,100	46,851,200	189,265,400	55,489,400
University of Arizona - College of Medicine	41,056,700	1,974,300	43,212,500	1,911,900
	<hr/>	<hr/>	<hr/>	<hr/>
SUBTOTAL - Universities/Board of Regents	\$ 468,494,400	\$ 110,738,400	\$ 491,433,600	\$ 129,196,800
TOTAL - EDUCATION	\$1,655,298,300	\$ 111,088,400	\$1,688,587,100	\$ 129,196,800

FG-15

**SUMMARY OF THE GENERAL APPROPRIATION ACT^{1/2/}
For Fiscal Years 1989 and 1990**

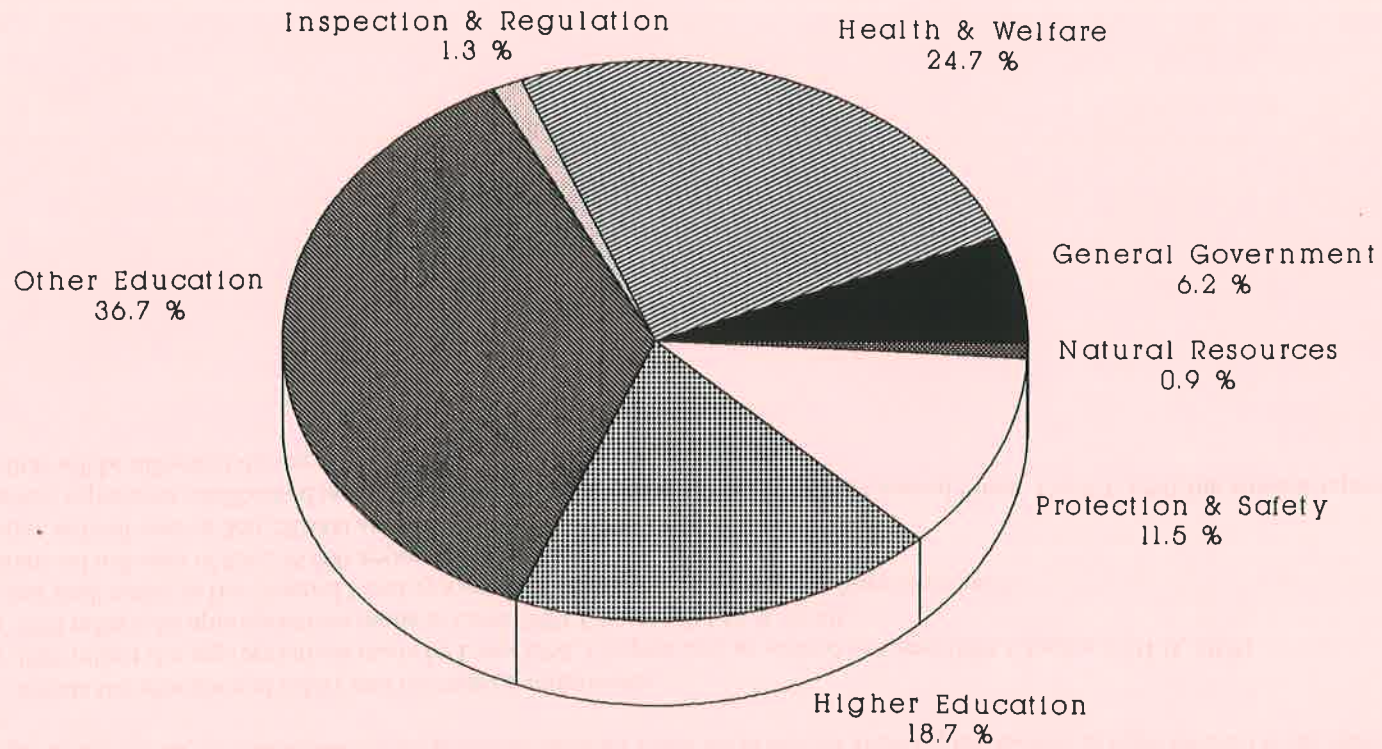
	FISCAL YEAR 1989 ^{3/}		FISCAL YEAR 1990 ^{4/}	
	GENERAL FUND	NON-GENERAL FUND	GENERAL FUND	NON-GENERAL FUND
<u>PROTECTION AND SAFETY</u>				
Corrections, Department of	\$ 241,998,586	\$ 0	\$ 261,314,800	\$ 0
Criminal Justice Commission	0	2,862,600	0	359,100
Emergency and Military Affairs, Department of	3,859,300	0	4,042,500	0
Pardons and Paroles, Board of	1,483,100	0	1,563,800	0
Public Safety, Department of	69,515,000	12,697,000	84,850,400	1,822,000
TOTAL - PROTECTION AND SAFETY	\$ 316,855,986	\$ 15,559,600	\$ 351,771,500	\$ 2,181,100
<u>TRANSPORTATION</u>				
Transportation, Department of	\$ 83,000	\$ 166,704,200	\$ 82,000	\$ 175,188,200
<u>NATURAL RESOURCES</u>				
Environment, Commission on the	\$ 113,700	\$ 0	\$ 111,200	\$ 0
Game and Fish Department	0	15,612,900	0	15,610,300
Geological Survey	526,400	0	535,000	0
Land Department	7,353,900	0	7,848,500	0
Mines and Mineral Resources, Department of	463,400	0	362,400	0
Oil and Gas Conservation Commission	180,100	0	187,400	0
State Parks Board	5,608,100	3,269,500	5,811,300	1,956,500
Water Resources, Department of	11,384,800	0	11,711,900	0
TOTAL - NATURAL RESOURCES	\$ 25,630,400	\$ 18,882,400	\$ 26,567,700	\$ 17,566,800
INEQUITY SALARY ADJUSTMENTS ^{8/}	\$ 541,000	43,500	\$ 2,500,000	\$ 350,000
UNALLOCATED SALARY ADJUSTMENTS	96,900	153,800	920,200	198,400
UNALLOCATED PROVIDER ADJUSTMENTS	74,400	0	0	0
<u>TOTAL - GENERAL APPROPRIATION ACT</u>	<u>\$2,830,164,386</u>	<u>\$ 355,657,200</u>	<u>\$3,050,629,100</u>	<u>\$ 416,995,300</u>

(See Footnotes on Following Page)

**SUMMARY OF THE GENERAL APPROPRIATION ACT^{1/2/}
For Fiscal Years 1989 and 1990**

- 1/ See agency detail pages and Summary of Additional Appropriations table for other fiscal actions affecting the monies as appropriated in the General Appropriation Act.
- 2/ The amounts shown include the allocation of salary and retirement adjustments.
- 3/ The amounts for FY 1989 reflect the appropriations made by Laws 1988, Chapter 260, as revised by Laws 1989, Chapter 3 (H.B. 2103).
- 4/ The amounts for FY 1990 reflect the appropriations made in Laws 1989, Chapter 311 (S.B. 1140).
- 5/ Includes \$4,941,800 that shall revert to the General Fund as a result of a decision of the Arizona Supreme Court.
- 6/ Does not include a state aid roll-over of \$56,276,000 appropriated in Laws 1988, Chapter 9.
- 7/ Does not include a state aid roll-over of \$80,250,000 appropriated in Laws 1988, Chapter 260.
- 8/ For FY 1989, the amount represents unallocated inequity salary adjustments that will revert to the General Fund. For FY 1990, the amount represents inequity salary adjustments that will be allocated during the fiscal year.

DISTRIBUTION OF THE GENERAL APPROPRIATION ACT GENERAL FUND BY FUNCTION OF GOVERNMENT



FISCAL YEAR 1990

Does not include \$82,000 (.003%)
for Transportation

1/

SUMMARY OF THE OMNIBUS CAPITAL OUTLAY BILL (S.B. 1468) AND OTHER CAPITAL OUTLAY APPROPRIATIONS
Enacted by the 39th Legislature - 1st Regular Session

TG-19

	FISCAL YEAR 1989		FISCAL YEAR 1990	
	<u>GENERAL FUND</u>	<u>NON-GENERAL FUND</u>	<u>GENERAL FUND</u>	<u>NON-GENERAL FUND</u>
<u>GENERAL GOVERNMENT</u>				
Administration, Department of			\$ 275,000	
School for the Deaf & Blind Projects			781,000	2/
Building Renewal Formula				
General Fund			3,184,000	
State Highway Fund				\$ 882,000
Coliseum and Exposition Center Fund				389,000
Game and Fish Fund				87,000
Industrial Commission Special Fund				26,000
State Aeronautics Fund				19,000
Retirement System Administration Fund				12,000
State Compensation Fund				4,000
State Lottery Fund				3,000
SUB-TOTAL	<u>\$ 0</u>	<u>\$ 0</u>	<u>\$ 4,240,000</u>	<u>\$ 1,422,000</u>
TOTAL - GENERAL GOVERNMENT	<u>\$ 0</u>	<u>\$ 0</u>	<u>\$ 4,240,000</u>	<u>\$ 1,422,000</u>
<u>HEALTH AND WELFARE</u>				
Economic Security, Department of			\$ 288,800	
Health Services, Department of			335,700	
Pioneers' Home			15,400	
TOTAL - HEALTH AND WELFARE	<u>\$ 0</u>	<u>\$ 0</u>	<u>\$ 639,900</u>	<u>\$ 0</u>
<u>INSPECTION AND REGULATION</u>				
Agriculture and Horticulture, Commission of			\$ 12,000	
TOTAL - INSPECTION & REGULATION	<u>\$ 0</u>	<u>\$ 0</u>	<u>\$ 12,000</u>	<u>\$ 0</u>

SUMMARY OF THE OMNIBUS CAPITAL OUTLAY BILL (S.B. 1468) AND OTHER CAPITAL OUTLAY APPROPRIATIONS
Enacted by the 39th Legislature - 1st Regular Session

TG-20

	FISCAL YEAR 1989		FISCAL YEAR 1990	
	<u>GENERAL FUND</u>	<u>NON-GENERAL FUND</u>	<u>GENERAL FUND</u>	<u>NON-GENERAL FUND</u>
<u>EDUCATION</u>				
Deaf and Blind, School for the			\$ 326,400	
Historical Society, Arizona			240,000	
Historical Society, Prescott			67,000	
Universities/Board of Regents				
Board of Regents				
Building Renewal Formula 3/				
			<u>6,815,200</u>	
TOTAL - EDUCATION	<u>\$ 0</u>	<u>\$ 0</u>	<u>\$ 7,448,600</u>	<u>\$ 0</u>
<u>PROTECTION AND SAFETY</u>				
Corrections, Department of			\$ 5,272,000	
Emergency and Military Affairs, Department of			898,200	
Public Safety, Department of			472,000	
			<u>6,642,200</u>	
TOTAL - PROTECTION AND SAFETY	<u>\$ 0</u>	<u>\$ 0</u>	<u>\$ 6,642,200</u>	<u>\$ 0</u>
<u>TRANSPORTATION</u>				
Transportation, Department of				
State Highway Fund				\$167,175,600
State Aviation Fund				7,167,000
SUB-TOTAL	<u>\$ 0</u>	<u>\$ 0</u>	<u>\$ 0</u>	<u>\$174,342,600</u>
TOTAL - TRANSPORTATION	<u>\$ 0</u>	<u>\$ 0</u>	<u>\$ 0</u>	<u>\$174,342,600</u>

SUMMARY OF THE OMNIBUS CAPITAL OUTLAY BILL (S.B. 1468) AND OTHER CAPITAL OUTLAY APPROPRIATIONS
Enacted by the 39th Legislature - 1st Regular Session

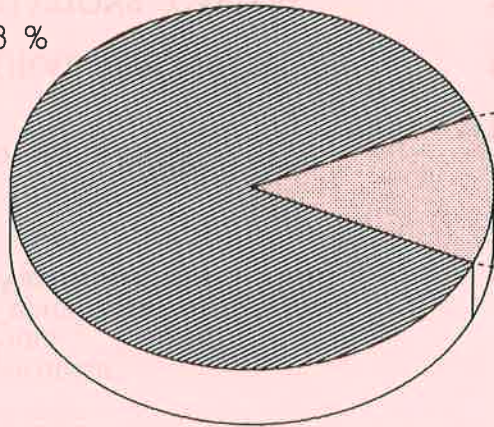
	FISCAL YEAR 1989		FISCAL YEAR 1990	
	<u>GENERAL FUND</u>	<u>NON-GENERAL FUND</u>	<u>GENERAL FUND</u>	<u>NON-GENERAL FUND</u>
<u>NATURAL RESOURCES</u>				
Game and Fish Department				
Game and Fish Fund				\$ 87,000
Game and Fish Capital Improvement Fund				450,000
Game and Fish Waterfowl Conserv. Fund				100,000
SUB-TOTAL	<u>\$ 0</u>	<u>\$ 0</u>	<u>\$ 0</u>	<u>\$ 637,000</u>
Parks Board			940,800	
State Lake Improvement Fund				4,585,800
SUB-TOTAL	<u>\$ 0</u>	<u>\$ 0</u>	<u>\$ 940,800</u>	<u>\$ 4,585,800</u>
TOTAL - NATURAL RESOURCES	<u>\$ 0</u>	<u>\$ 0</u>	<u>\$ 940,800</u>	<u>\$ 5,222,800</u>
TOTAL APPROPRIATIONS - CAPITAL OUTLAY BILLS	<u>\$ 0</u>	<u>\$ 0</u>	<u>\$ 19,923,500</u>	<u>\$ 180,987,400</u>

TG-21

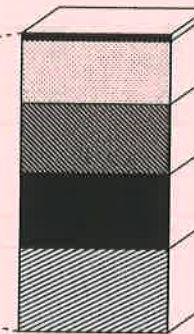
- 1/ For the 39th Legislature, 1st Regular Session, all capital outlay appropriations were made in S.B. 1468 (Chapter 302).
- 2/ This appropriation shall be repaid to the General Fund by December 31, 1989 from the proceeds of lease/purchase financing certificates.
- 3/ For major maintenance and repair of state buildings, pursuant to Title 41, Chapter 4, Article 7, Arizona Revised Statutes.

DISTRIBUTION OF CAPITAL OUTLAY BILL BY FUNCTION OF GOVERNMENT

Transportation
86.8 %



Other
13.2 %



Health & Welfare
0.3 %
General Government
2.8 %
Natural Resources
3.1 %
Protection & Safety
3.3 %
Education
3.7 %

FISCAL YEAR 1990

Note: Represents appropriations from S.B. 1468.
(Graph excludes \$12,000 appropriated for Inspection & Regulation)

SUMMARY OF ADDITIONAL APPROPRIATIONS
(Other Than The General Appropriation Act and Capital Outlay Act)
Enacted by the 39th Legislature - 1st Regular Session
For Fiscal Years 1989 and 1990

	<u>FISCAL YEAR 1989</u>		<u>FISCAL YEAR 1990</u>	
	<u>GENERAL FUND</u>	<u>NON-GENERAL FUND</u>	<u>GENERAL FUND</u>	<u>NON-GENERAL FUND</u>
<u>GENERAL GOVERNMENT</u>				
Administration, Department of				
S.B. 1308 - Appropriation; DOA; Indian Settlement			\$ 1,500,000	
S.B. 1410 - Public Funds; Insurance			1,673,976	
H.B. 2598 - Relief of Various Claimants; Appropriations			1,797,339.38	
SUB-TOTAL	<u>\$ 0</u>	<u>\$ 0</u>	<u>\$ 4,971,315.38</u>	<u>\$ 0</u>
Commerce, Department				
S.B. 1097 - Appropriations; Instrumented Factory Program			\$ 750,000	
S.B. 1397 - Economic Development		\$ 200,000		\$ 920,000
H.B. 2213 - Energy Projects; Admin. Costs; Appropriation				120,000
SUB-TOTAL	<u>\$ 0</u>	<u>\$ 200,000</u>	<u>\$ 750,000</u>	<u>\$ 1,040,000</u>
Retirement System				
H.B. 2130 - Supplemental Appropriation; State Retirement System		\$ 161,200		
Treasurer				
S.B. 1143 - Legal Counsel; Apache and Navajo Counties	\$ 90,000			
H.B. 2024 - Nuclear Emergency Appropriation and Assessment			\$ 111,700	
SUB-TOTAL	<u>\$ 90,000</u>	<u>\$ 0</u>	<u>\$ 111,700</u>	<u>\$ 0</u>
TOTAL - GENERAL GOVERNMENT	<u>\$ 90,000</u>	<u>\$ 361,200</u>	<u>\$ 5,833,015.38</u>	<u>\$ 1,040,000</u>
<u>HEALTH AND WELFARE</u>				
AHCCCS Administration				
S.B. 1138 - Welfare Reform; Child Support			\$ 30,800	
S.B. 1151 - AHCCCS; Emergency	\$ 2,461,200			
S.B. 1348 - Omnibus AHCCCS			50,400	
SUB-TOTAL	<u>\$ 2,461,200</u>	<u>\$ 0</u>	<u>\$ 81,200</u>	<u>\$ 0</u>

SUMMARY OF ADDITIONAL APPROPRIATIONS
(Other Than The General Appropriation Act and Capital Outlay Act)
Enacted by the 39th Legislature - 1st Regular Session
For Fiscal Years 1989 and 1990

TG-24

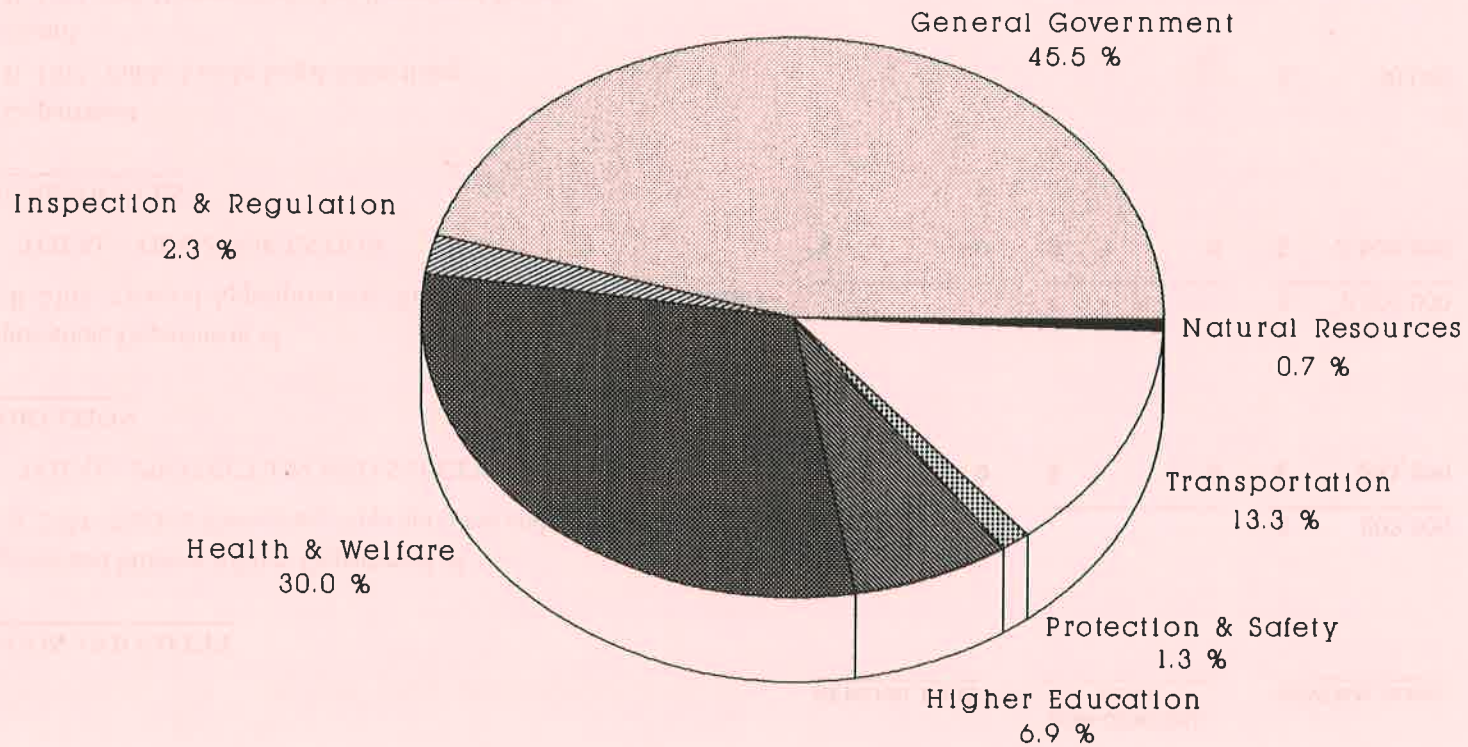
	<u>FISCAL YEAR 1989</u>		<u>FISCAL YEAR 1990</u>	
	<u>GENERAL FUND</u>	<u>NON-GENERAL FUND</u>	<u>GENERAL FUND</u>	<u>NON-GENERAL FUND</u>
Economic Security, Department of				
S.B. 1138 - Welfare Reform; Child Support			\$ 1,636,120	
H.B. 2421 - Nonmedical Model Home Services System			116,000	
SUB-TOTAL	<u>\$ 0</u>	<u>\$ 0</u>	<u>\$ 1,752,120</u>	<u>\$ 0</u>
Environmental Quality, Department of				
S.B. 1029 - Visual Air Pollution		\$ 1,000,000		
Health Services, Department of				
H.B. 2467 - Rural Physicians; Financial Assistance			\$ 195,000	
Veterans' Services Commission				
H.B. 2115 - Appropriation; Veterans' Nursing Home			\$ 2,500,000	
TOTAL - HEALTH AND WELFARE	<u>\$ 2,461,200</u>	<u>\$ 1,000,000</u>	<u>\$ 4,528,320</u>	<u>\$ 0</u>
<u>INSPECTION AND REGULATION</u>				
Corporation Commission				
H.B. 2267 - Arizona Commission on the Arts; Trust Fund				\$ 25,000
Radiation Regulatory Agency				
H.B. 2024 - Nuclear Emergency Appropriation and Assessment			\$ 320,100	
TOTAL - INSPECTION AND REGULATION	<u>\$ 0</u>	<u>\$ 0</u>	<u>\$ 320,100</u>	<u>\$ 25,000</u>
<u>EDUCATION</u>				
Universities/Board of Regents				
Board of Regents				
H.B. 2144 - University Financial Aid			\$ 1,036,000	
TOTAL - EDUCATION	<u>\$ 0</u>	<u>\$ 0</u>	<u>\$ 1,036,000</u>	<u>\$ 0</u>

SUMMARY OF ADDITIONAL APPROPRIATIONS
(Other Than The General Appropriation Act and Capital Outlay Act)
Enacted by the 39th Legislature - 1st Regular Session
For Fiscal Years 1989 and 1990

	<u>FISCAL YEAR 1989</u>		<u>FISCAL YEAR 1990</u>	
	<u>GENERAL FUND</u>	<u>NON-GENERAL FUND</u>	<u>GENERAL FUND</u>	<u>NON-GENERAL FUND</u>
<u>PROTECTION AND SAFETY</u>				
Emergency and Military Affairs, Department of				
H.B. 2024 - Nuclear Emergency Appropriation and Assessment			\$ 203,300	
TOTAL - PROTECTION AND SAFETY	\$ 0	\$ 0	\$ 203,300	\$ 0
<u>TRANSPORTATION</u>				
Transportation, Department of				
H.B. 2103 - General Appropriations; Budget Reductions and Increases			\$ 2,000,000	
TOTAL - TRANSPORTATION	\$ 0	\$ 0	\$ 2,000,000	\$ 0
<u>NATURAL RESOURCES</u>				
Land Department				
S.B. 1207 - Public Lands; Legal Advertising			\$ 30,000	
Parks Board				
S.B. 1280 - Off-Highway Vehicles; Permanent Decals				\$ 75,000
TOTAL - NATURAL RESOURCES	\$ 0	\$ 0	\$ 30,000	\$ 75,000
 GRAND TOTAL	 \$ 2,551,200	 \$ 1,361,200	 \$13,950,735.38	 \$ 1,140,000

TG-25

DISTRIBUTION OF ADDITIONAL APPROPRIATIONS BY FUNCTION OF GOVERNMENT



FISCAL YEAR 1990

SUMMARY OF FEDERAL AND OTHER NON-APPROPRIATED FUND EXPENDITURES
For the Fiscal Years 1989 and 1990

	<u>FISCAL YEAR</u> 1989	<u>FISCAL YEAR</u> 1990
<u>GENERAL GOVERNMENT</u>		
Administration, Department of		
Data Processing Revolving Fund	\$ 10,835,700	\$ 9,965,400
Motor Pool Revolving Fund	2,837,500	3,926,700
Risk Management Revolving Fund	36,345,900	36,939,100
Special Services Revolving Fund	2,346,800	2,440,600
Surplus Property Fund	570,100	601,100
Telecommunications Revolving Fund	8,523,800	8,430,000
Telecommunications "911" Emergency Fund	5,166,800	3,950,800
Workers' Compensation Liability Loss Revolving Fund	14,852,300	14,553,800
	<hr/>	<hr/>
TOTAL - OTHER FUNDS	\$ 81,478,900	\$ 80,807,500
Attorney General		
Anti-Racketeering Revolving Fund	1,367,000	949,000
Anti-Trust Enforcement Revolving Fund	347,000	363,300
Collection Enforcement Revolving Fund	385,500	470,000
Colorado River Land Claims Revolving Fund	21,000	31,100
Consumer Fraud Revolving Fund	400,000	304,000
Criminal Justice Enhancement Fund	1,707,000	1,790,000
Prosecuting Attorney's Advisory Council Fund	1,230,000	1,290,000
Special Printing Fund	8,600	3,000
	<hr/>	<hr/>
SUB-TOTAL - OTHER FUNDS	\$ 5,466,100	\$ 5,200,400
Federal Funds	1,728,200	1,975,000
	<hr/>	<hr/>
TOTAL - NON-APPROPRIATED	\$ 7,194,300	\$ 7,175,400
Commerce, Department of		
Donations	368,200	0
Oil Overcharge Fund	5,719,400	6,203,000
Special Revenue	308,000	304,300
	<hr/>	<hr/>
SUB-TOTAL - OTHER FUNDS	\$ 6,395,600	\$ 6,507,300

SUMMARY OF FEDERAL AND OTHER NON-APPROPRIATED FUND EXPENDITURES
For the Fiscal Years 1989 and 1990

	FISCAL YEAR 1989	FISCAL YEAR 1990
Federal Funds	8,253,500	7,181,000
TOTAL - NON-APPROPRIATED	\$ 14,649,100	\$ 13,688,300
State Compensation Fund ^{1/}		
State Compensation Fund Operating Expenditures	\$ 272,788,000	\$ 277,354,500
Courts - Supreme Court		
Criminal Justice Enhancement Fund (CPAF)	758,100	1,196,000
Criminal Justice Enhancement Fund (JCRF)	1,180,400	1,180,400
Juvenile Probation Fund	1,267,600	250,000
TOTAL - OTHER FUNDS	\$ 3,206,100	\$ 2,626,400
Legislature		
Auditor General - Audit Services Revolving Fund	\$ 327,000	\$ 927,700
Library, Archives, & Public Records		
Donations	15,000	0
Gift Shop Revolving Fund	65,000	35,000
Miscellaneous Collections	0	10,000
Royalties	0	2,500
SUB-TOTAL - OTHER FUNDS	\$ 407,000	\$ 975,200
Federal Funds- Library & Archives	1,819,700	0
TOTAL - NON-APPROPRIATED	\$ 2,226,700	\$ 975,200
Lottery		
Lottery Fund ^{2/}	\$ 252,015,000	\$ 239,226,300
Revenue, Department of		
Bingo Administration Fund	84,700	0
Liability Setoff Fund	79,700	79,700
Publication Revolving Fund	38,200	38,200
TOTAL - OTHER FUNDS	\$ 202,600	\$ 117,900
Secretary of State		
Arizona Blue Book	5,500	0

SUMMARY OF FEDERAL AND OTHER NON-APPROPRIATED FUND EXPENDITURES
For the Fiscal Years 1989 and 1990

	<u>FISCAL YEAR</u> 1989	<u>FISCAL YEAR</u> 1990
Tourism, Office of Workshop Fund	20,000	21,000
RECAP - GENERAL GOVERNMENT		
Federal Funds	11,801,400	9,156,000
Other Funds	621,984,800	612,836,500
TOTAL - GENERAL GOVERNMENT	\$ 633,786,200	\$ 621,992,500
<u>HEALTH AND WELFARE</u>		
Arizona Health Care Cost Containment System (AHCCCS)		
County Funds	\$ 118,836,100	\$ 153,870,600
Miscellaneous Funds	5,070,000	5,603,800
SUB-TOTAL - OTHER FUNDS	\$ 123,906,100	\$ 159,474,400
Federal Funds	311,401,500	452,026,300
TOTAL - NON-APPROPRIATED FUNDS	\$ 435,307,600	\$ 611,500,700
Economic Security, Department of		
Capital Investment Fund	197,000	197,000
Child Abuse Prevention & Treatment Fund	450,000	450,000
Child Passenger Restraint Fund	4,000	4,000
Child Support Administration Fund	2,203,400	2,539,100
Client Trust Funds	1,532,100	1,532,100
Donations	366,800	366,800
Government Service Use Fee Revenue Fund	2,390,800	2,390,800
Special Administration Fund for Unemployment Compensation	1,250,000	1,290,000
Unemployment Insurance Benefit Fund	110,311,500	114,000,000
All Other DES Funds	29,213,400	29,668,300
SUB-TOTAL - OTHER FUNDS	\$ 147,919,000	\$ 152,438,100

SUMMARY OF FEDERAL AND OTHER NON-APPROPRIATED FUND EXPENDITURES
For the Fiscal Years 1989 and 1990

	<u>FISCAL YEAR</u> 1989	<u>FISCAL YEAR</u> 1990
Federal Funds	342,765,500	361,209,300
TOTAL - NON-APPROPRIATED	\$ 490,684,500	\$ 513,647,400
Environmental Quality, Department of		
Air Quality Fund	\$ 4,825,900	\$ 4,970,800
Hazardous Waste Fee Fund	2,400	4,500
Vehicle Emissions Revolving Fund	635,500	699,000
Water Quality Assurance Fund	12,547,400	7,000,000
SUB-TOTAL - OTHER FUNDS	\$ 18,011,200	\$ 12,674,300
Federal Funds	5,870,500	6,038,800
TOTAL - NON-APPROPRIATED	\$ 23,881,700	\$ 18,713,100
Health Services, Department of		
Alcohol/Drug Fines	\$ 500,000	\$ 600,000
Arizona State Hospital Donations	4,100	1,700
Arizona State Hospital Land Fund	451,000	385,000
Arizona State Hospital Patient Benefit Fund	134,300	100,000
Domestic Violence Shelter	570,000	570,000
Donations	366,700	366,700
Emergency Medical Services Operating Fund	2,505,000	1,846,900
Sanitarians Fund	13,500	12,000
SAMHC Patient Benefit	2,500	3,000
SUB-TOTAL - OTHER FUNDS	\$ 4,547,100	\$ 3,885,300
Federal Funds	42,167,000	42,847,700
TOTAL - NON-APPROPRIATED	\$ 46,714,100	\$ 46,733,000
Hearing Impaired, Council for the		
Donations Fund	\$ 100	\$ 0
Telecommunications Device for the Deaf Fund	1,053,100	1,251,600
TOTAL - OTHER FUNDS	\$ 1,053,200	\$ 1,251,600

SUMMARY OF FEDERAL AND OTHER NON-APPROPRIATED FUND EXPENDITURES
For the Fiscal Years 1989 and 1990

	<u>FISCAL YEAR</u> 1989	<u>FISCAL YEAR</u> 1990
Pioneers' Home		
Miners Hospital Endowment	\$ 125,000	\$ 150,000
Pioneers' Endowment	555,300	671,600
Special Donations	50,000	50,000
	<hr/>	<hr/>
TOTAL - OTHER FUNDS	\$ 730,300	\$ 871,600
Veterans' Service Commission		
Veterans' Cemetery	204,700	204,600
	<hr/>	<hr/>
SUB-TOTAL - OTHER FUNDS	\$ 204,700	\$ 204,600
Federal Funds	125,800	123,100
	<hr/>	<hr/>
TOTAL - NON-APPROPRIATED	\$ 330,500	\$ 327,700
RECAP - HEALTH AND WELFARE		
Federal Funds	\$ 702,330,300	\$ 862,245,200
Other Funds	296,371,600	330,799,900
	<hr/>	<hr/>
TOTAL - HEALTH AND WELFARE	\$ 998,701,900	\$1,193,045,100
<u>INSPECTION AND REGULATION</u>		
Agriculture & Horticulture, Commission of		
Cotton Council	\$ 4,883,600	\$ 5,132,200
Dangerous Plants, Pests, Diseases	10,000	10,400
Grain Council	122,400	122,500
Native Plant Fund	81,400	88,100
Seed Law Fund	16,200	17,600
Yuma County Citrus Pest Control	4,100	5,000
	<hr/>	<hr/>
TOTAL - OTHER FUNDS	\$ 5,117,700	\$ 5,375,800
Banking, Department of		
Revolving Fund	\$ 538,000	\$ 392,000

SUMMARY OF FEDERAL AND OTHER NON-APPROPRIATED FUND EXPENDITURES
For the Fiscal Years 1989 and 1990

	FISCAL YEAR 1989	FISCAL YEAR 1990
Corporation Commission Federal Funds	\$ 160,900	\$ 188,600
Dairy Commissioner Federal Funds	\$ 2,400	\$ 2,400
Industrial Commission Industrial Commission Funds	\$ 90,600	\$ 70,900
SUB-TOTAL - OTHER FUNDS	\$ 90,600	\$ 70,900
Federal Funds	822,000	842,400
TOTAL - NON-APPROPRIATED	\$ 912,600	\$ 913,300
Insurance, Department of Computer System Fund	\$ 538,600	\$ 298,500
Insurance Examiners Revolving Fund	1,929,200	2,122,100
Life & Disability Insurance Guaranty Fund	1,275,000	925,000
Property & Casualty Guaranty Fund	13,384,000	10,688,000
TOTAL - OTHER FUNDS	\$ 17,126,800	\$ 14,033,600
Livestock Board Beef Council	\$ 780,300	\$ 690,000
Collection & Administration	10,000	8,000
Equine Maintenance	3,400	3,000
Seizure	5,000	8,000
Stray	18,600	14,000
TOTAL - OTHER FUNDS	\$ 817,300	\$ 723,000
State Mine Inspector Federal Funds	\$ 99,400	\$ 140,000
Racing, Department of Administration Fund	64,600	66,700
Bond Deposit	25,800	25,000
Breeders Award	1,219,800	1,049,000

SUMMARY OF FEDERAL AND OTHER NON-APPROPRIATED FUND EXPENDITURES
For the Fiscal Years 1989 and 1990

	<u>FISCAL YEAR 1989</u>	<u>FISCAL YEAR 1990</u>
County Fair Racing Betterment Fund	934,000	924,000
TOTAL - OTHER FUNDS	\$ 2,244,200	\$ 2,064,700
Radiation Regulatory Agency Federal Funds	\$ 40,600	\$ 37,200
<u>NINETY-TEN AGENCIES</u>		
Egg Inspection Board Federal Funds	\$ 47,700	\$ 47,700
Structural Pest Control Commission Federal Funds	\$ 52,400	\$ 52,400
SUB-TOTAL - Ninety-Ten Agencies	\$ 100,100	\$ 100,100
RECAP - INSPECTION AND REGULATION		
Federal Funds	\$ 1,225,400	\$ 1,310,700
Other Funds	25,934,600	22,660,000
TOTAL - INSPECTION AND REGULATION	\$ 27,160,000	\$ 23,970,700
<u>EDUCATION</u>		
Arts, Commission on the All Local Funds	\$ 65,000	\$ 65,000
SUB-TOTAL - OTHER FUNDS	\$ 65,000	\$ 65,000
Federal Funds	539,200	490,400
TOTAL - NON-APPROPRIATED	\$ 604,200	\$ 555,400

SUMMARY OF FEDERAL AND OTHER NON-APPROPRIATED FUND EXPENDITURES
For the Fiscal Years 1989 and 1990

	FISCAL YEAR 1989	FISCAL YEAR 1990
State Community College Board Certification Fund	\$ 75,400	\$ 77,600
Les Aire Memorial Scholarship Fund	500	500
SUB-TOTAL - OTHER FUNDS	\$ 75,900	\$ 78,100
Federal Funds	1,705,700	1,714,100
TOTAL - NON-APPROPRIATED	\$ 1,781,600	\$ 1,792,200
Deaf and Blind, School for the Endowment Earnings Trust Funds	\$ 263,900	\$ 270,100
	103,800	103,800
SUB-TOTAL - OTHER FUNDS	\$ 367,700	\$ 373,900
Federal Funds	462,700	437,700
TOTAL - NON-APPROPRIATED	\$ 830,400	\$ 811,600
Education, Department of Commodities Revolving Fund	\$ 230,300	\$ 340,400
Education Evaluation Review Fund	18,100	0
Permanent Common School Fund	43,300,000	45,000,000
Printing Revolving Fund	369,400	410,000
SUB-TOTAL - OTHER FUNDS	\$ 43,917,800	\$ 45,750,400
Federal Funds	152,664,800	156,777,100
TOTAL - NON-APPROPRIATED	\$ 196,582,600	\$ 202,527,500
Historical Society, Arizona Historical Society Funds	\$ 312,200	\$ 305,000
Education Material Fund	5,900	6,000
Journal of Arizona History Magazine	53,700	53,000
Preservation and Restoration	18,400	15,000
TOTAL - OTHER FUNDS	\$ 390,200	\$ 379,000

SUMMARY OF FEDERAL AND OTHER NON-APPROPRIATED FUND EXPENDITURES
For the Fiscal Years 1989 and 1990

	<u>FISCAL YEAR</u> <u>1989</u>	<u>FISCAL YEAR</u> <u>1990</u>
Historial Society, Prescott Sharlot Hall Historical Society	\$ 94,000	\$ 54,500
Medical Student Loans Board Medical Student Loan Fund	\$ 92,000	\$ 115,000
<u>UNIVERSITIES/BOARD OF REGENTS</u>		
Board of Regents Institutional Incentive Grants Local Funds	\$ 1,238,000 275,200	\$ 1,223,100 275,200
SUB-TOTAL - OTHER FUNDS	\$ 1,513,200	\$ 1,498,300
Federal Funds	1,247,900	1,233,000
TOTAL - NON-APPROPRIATED	\$ 2,761,100	\$ 2,731,300
Arizona State University All Local Funds	\$ 83,947,200	\$ 89,508,500
SUB-TOTAL - OTHER FUNDS	\$ 83,947,200	\$ 89,508,500
Federal Funds	\$ 26,236,900	27,286,600
TOTAL - NON-APPROPRIATED	\$ 110,184,100	\$ 116,795,100
Northern Arizona University All Local Funds	\$ 50,228,300	\$ 53,790,000
SUB-TOTAL - OTHER FUNDS	\$ 50,228,300	\$ 53,790,000
Federal Funds	10,838,300	10,940,000
TOTAL - NON-APPROPRIATED	\$ 61,066,600	\$ 64,730,000
University of Arizona - Main Campus Agricultural Extension Programs Fund Agriculture & Mechanical Colleges Land Fund Interest on Land Grant Funds Military Institutes Land Fund	\$ 288,000 115,000 300,000 16,000	\$ 292,500 115,000 300,000 16,000

SUMMARY OF FEDERAL AND OTHER NON-APPROPRIATED FUND EXPENDITURES
For the Fiscal Years 1989 and 1990

	<u>FISCAL YEAR</u> 1989	<u>FISCAL YEAR</u> 1990
Normal Schools Land Fund	35,000	35,000
School of Mines Land Fund	184,000	184,000
Universities Land Fund	350,000	350,000
Other Local Funds	<u>150,318,800</u>	<u>156,165,300</u>
SUB-TOTAL - OTHER FUNDS	\$ 151,606,800	\$ 157,457,800
Federal Funds	<u>95,847,100</u>	<u>99,526,500</u>
TOTAL - NON-APPROPRIATED	\$ 247,453,900	\$ 256,984,300
University of Arizona - College of Medicine Local Funds	<u>\$ 43,338,900</u>	<u>\$ 44,960,800</u>
SUB-TOTAL - OTHER FUNDS	\$ 43,338,900	\$ 44,960,800
Federal Funds	<u>27,056,600</u>	<u>28,092,700</u>
TOTAL - NON-APPROPRIATED	\$ 70,395,500	\$ 73,053,500
Universities/Board of Regents - Subtotal Federal Funds	<u>\$ 161,226,800</u>	<u>\$ 167,078,800</u>
Other Funds	<u>330,634,400</u>	<u>347,215,400</u>
TOTAL - NON-APPROPRIATED	\$ 491,861,200	\$ 514,294,200
RECAP - EDUCATION		
Federal Funds	<u>\$ 316,599,200</u>	<u>\$ 326,498,100</u>
Other Funds	<u>375,637,000</u>	<u>394,031,300</u>
TOTAL - EDUCATION	\$ 692,236,200	\$ 720,529,400
<u>PROTECTION AND SAFETY</u>		
Corrections, Department of Alcohol Abuse Treatment Fund	<u>\$ 132,000</u>	<u>\$ 125,000</u>
Arizona Correctional Industries Revolving Fund	<u>5,649,400</u>	<u>4,000,000</u>

SUMMARY OF FEDERAL AND OTHER NON-APPROPRIATED FUND EXPENDITURES
For the Fiscal Years 1989 and 1990

	FISCAL YEAR	FISCAL YEAR
	1989	1990
Criminal Justice Enhancement Fund	1,900,000	1,900,000
Donations	9,000	11,000
Endowment Earnings	881,000	881,000
Inmate Care Revolving Fund	10,000	10,000
Parents Assessment/Juvenile Restitution	175,100	136,000
	<hr/>	<hr/>
SUB-TOTAL - OTHER FUNDS	\$ 8,756,500	\$ 7,063,000
Federal Funds	1,902,400	1,928,000
	<hr/>	<hr/>
TOTAL - NON-APPROPRIATED	\$ 10,658,900	\$ 8,991,000
Criminal Justice Commission		
Drug Enforcement Account	\$ 7,679,800	\$ 2,251,900
Victim Assistance Fund	540,000	400,000
Victim Compensation Fund	573,800	450,000
	<hr/>	<hr/>
SUB-TOTAL - OTHER FUNDS	\$ 8,793,600	\$ 3,101,900
Federal Funds	2,792,200	1,999,700
	<hr/>	<hr/>
TOTAL - NON-APPROPRIATED	\$ 11,585,800	\$ 5,101,600
Emergency and Military Affairs, Department of Federal Funds	\$ 15,058,200	\$ 13,162,300
Public Safety, Department of		
Criminal Justice Enhancement Fund	\$ 1,700,000	\$ 1,900,000
Donations	15,500	10,700
Fingerprint Fund	525,000	625,000
Peace Officers Training Fund	3,898,400	4,093,500
	<hr/>	<hr/>
SUB-TOTAL - OTHER FUNDS	\$ 6,138,900	\$ 6,629,200
Federal Funds	3,483,400	2,325,600
	<hr/>	<hr/>
TOTAL - NON-APPROPRIATED	\$ 9,622,300	\$ 8,954,800

SUMMARY OF FEDERAL AND OTHER NON-APPROPRIATED FUND EXPENDITURES
For the Fiscal Years 1989 and 1990

	FISCAL YEAR 1989	FISCAL YEAR 1990
RECAP - PROTECTION AND SAFETY		
Federal Funds	23,236,200	19,415,600
Other Funds	23,689,000	16,794,100
TOTAL - PROTECTION AND SAFETY	\$ 46,925,200	\$ 36,209,700
<u>TRANSPORTATION</u>		
Transportation, Department of		
Arizona Highways Magazine Fund	\$ 9,372,400	\$ 9,691,000
County Auto License/ADOT Special Fund	5,757,600	6,573,300
Equipment Revolving Funds	24,408,200	22,828,700
Maricopa Regional Area Road Fund	50,000,000	54,449,000
Mobile Home Revolving Fund	178,200	180,500
Motorcycle Revolving Fund	147,700	112,800
Public Road Education Fund	170,000	170,000
SUB-TOTAL - OTHER FUNDS	\$ 90,034,100	\$ 94,005,300
Federal Funds	231,687,900	230,685,800
TOTAL - NON-APPROPRIATED	\$ 321,722,000	\$ 324,691,100
RECAP - TRANSPORTATION		
Federal Funds	231,687,900	230,685,800
Other Funds	90,034,100	94,005,300
TOTAL - TRANSPORTATION	\$ 321,722,000	\$ 324,691,100
<u>NATURAL RESOURCES</u>		
Environment, Commission on the Revolving Fund	\$ 39,300	\$ 40,900

SUMMARY OF FEDERAL AND OTHER NON-APPROPRIATED FUND EXPENDITURES
For the Fiscal Years 1989 and 1990

	<u>FISCAL YEAR</u> 1989	<u>FISCAL YEAR</u> 1990
Game and Fish Department		
California/Colorado River Stamp Fund	\$ 92,800	\$ 95,000
Conservation Development Fund	4,000	4,000
Donations	107,300	108,300
Nevada/Colorado River Stamp Fund	107,200	110,000
Publications Revolving Fund	55,400	58,500
Trust Funds	185,600	185,600
Utah/Powell Stamp Fund	5,000	5,100
Wildlife Theft Prevention	40,700	42,000
	<hr/>	<hr/>
SUB-TOTAL - OTHER FUNDS	\$ 598,000	\$ 608,500
Federal Funds	10,642,300	9,873,900
	<hr/>	<hr/>
TOTAL - NON-APPROPRIATED	\$ 11,240,300	\$ 10,482,400
Geological Survey		
Printing Revolving & Other Funds	\$ 39,000	\$ 20,000
	<hr/>	<hr/>
SUB-TOTAL - OTHER FUNDS	\$ 39,000	\$ 20,000
Federal Funds	43,100	60,000
	<hr/>	<hr/>
TOTAL - NON-APPROPRIATED	\$ 82,100	\$ 80,000
Land Department		
Cooperative Fire Control	\$ 594,700	\$ 432,200
Resource Analysis Revolving Fund	7,000	7,000
Timber Suspense	198,300	120,100
Federal Reclamation Trust	56,400	0
	<hr/>	<hr/>
SUB-TOTAL - OTHER FUNDS	\$ 856,400	\$ 559,300
Federal Funds	4,000	2,000
	<hr/>	<hr/>
TOTAL - NON-APPROPRIATED	\$ 860,400	\$ 561,300

SUMMARY OF FEDERAL AND OTHER NON-APPROPRIATED FUND EXPENDITURES
For the Fiscal Years 1989 and 1990

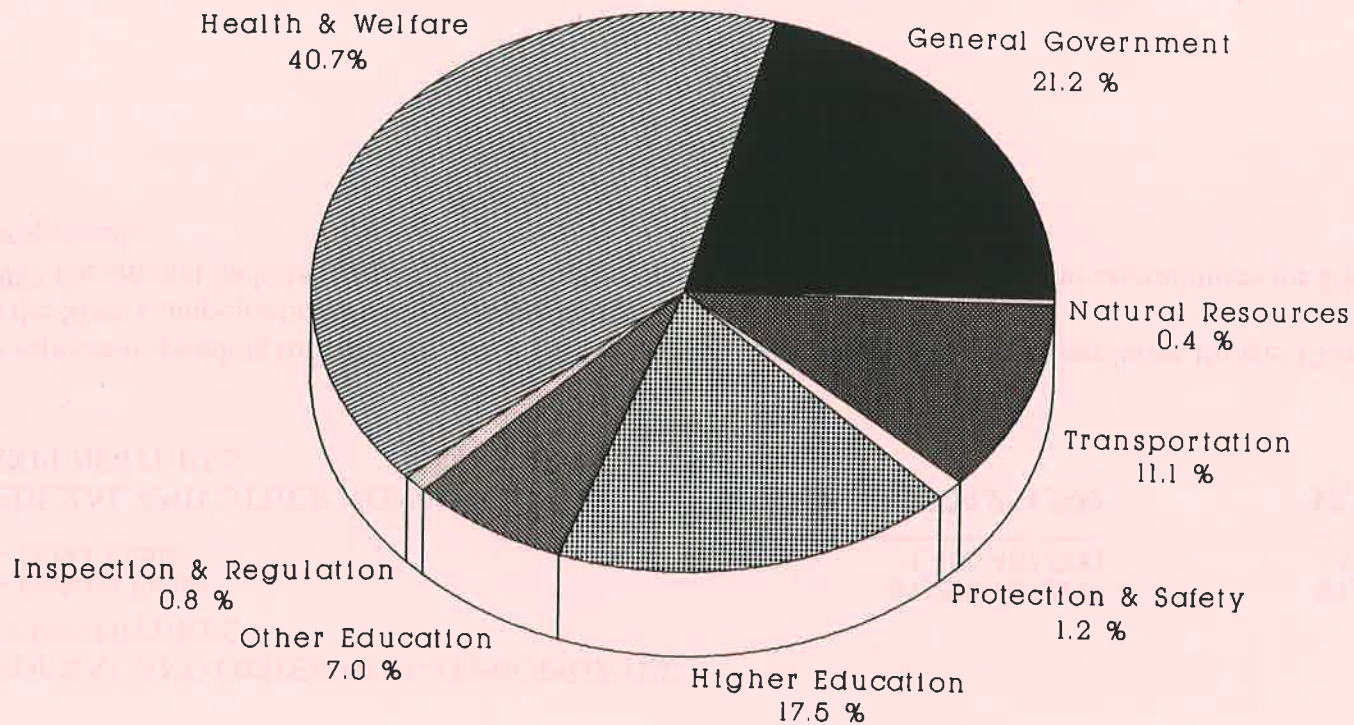
	<u>FISCAL YEAR</u> 1989	<u>FISCAL YEAR</u> 1990
Mines and Mineral Resources, Department of Printing Revolving Fund Resources Fund	\$ 13,000 30,100	\$ 10,000 31,700
TOTAL - OTHER FUNDS	\$ 43,100	\$ 41,700
Parks Board Donations Land and Water Conservation Surcharge Fund	\$ 20,000 115,100	\$ 20,000 122,300
SUB-TOTAL - OTHER FUNDS	\$ 135,100	\$ 142,300
Federal Funds	1,095,800	935,800
TOTAL - NON-APPROPRIATED	\$ 1,230,900	\$ 1,078,100
Water Resources, Department of Adjudication Groundwater Enforcement	\$ 75,000 50,000	\$ 70,000 50,000
SUB-TOTAL - OTHER FUNDS	\$ 125,000	\$ 120,000
Federal Funds	101,900	0
TOTAL - NON-APPROPRIATED	\$ 226,900	\$ 120,000
RECAP - NATURAL RESOURCES		
Federal Funds	11,887,100	10,871,700
Other Funds	1,835,900	1,532,700
TOTAL - NATURAL RESOURCES	\$ 13,723,000	\$ 12,404,400

**SUMMARY OF FEDERAL AND OTHER NON-APPROPRIATED FUND EXPENDITURES
For the Fiscal Years 1989 and 1990**

	<u>FISCAL YEAR 1989</u>	<u>FISCAL YEAR 1990</u>
RECAP - FEDERAL AND OTHER NON-APPROPRIATED FUND EXPENDITURES		
Total - Federal Funds	\$1,298,767,500	\$1,460,183,100
Total - Other Funds	<u>1,435,487,000</u>	<u>1,472,659,800</u>
TOTAL - FEDERAL AND OTHER NON-APPROPRIATED FUND EXPENDITURES	\$2,734,254,500	\$2,932,842,900

- 1/ Estimates represent spending for calendar years 1988 and 1989 respectively. The Joint Legislative Budget Committee approves the State Compensation Fund operating budget.
- 2/ For FY 1989 the amount includes \$38,027,200 for Lottery Administration. Administration expenditures for FY 1990 have been appropriated.

DISTRIBUTION OF FEDERAL AND OTHER NON-APPROPRIATED FUNDS BY FUNCTION OF GOVERNMENT



FISCAL YEAR 1990

STATE OF ARIZONA
SUMMARY OF TOTAL SPENDING AUTHORITY ^{1/}
(APPROPRIATED AND NON-APPROPRIATED FUNDS)
For Fiscal Years 1989 and 1990

TG-43

	<u>Fiscal Year 1989 ^{2/}</u>			<u>Fiscal Year 1990</u>		
	<u>Appropriated General and Non-General</u>	<u>Non- Appropriated Federal and Other Funds ^{3/}</u>	<u>Total</u>	<u>Appropriated General and Non-General</u>	<u>Non- Appropriated Federal and Other Funds ^{3/}</u>	<u>Total</u>
<u>GENERAL GOVERNMENT</u>						
Administration, Department of	\$ 58,648,059	\$ 81,823,300 ^{4/}	\$ 140,471,359	\$ 56,202,515 ^{5/}	\$ 80,807,500	\$ 137,010,015
Affirmative Action, Governor's Office of	196,500	0	196,500	222,400	0	222,400
Attorney General	18,492,250	7,194,300	25,686,550	17,814,200	7,175,400	24,989,600
Coliseum and Exposition Center	9,215,200	0	9,215,200	10,304,300	0	10,304,300
Commerce, Department of	3,350,900	14,649,100	18,000,000	5,262,800	13,688,300	18,951,100
Compensation Fund	0	272,788,000	272,788,000	0	277,354,500	277,354,500
Courts						
Court of Appeals	5,623,600	0	5,623,600	6,612,300	0	6,612,300
Comm. on Appellate and Trial Court Appts.	4,000	0	4,000	4,000	0	4,000
Commission on Judicial Qualifications	59,000	0	59,000	100,000	0	100,000
Superior Courts	38,205,100	0	38,205,100	48,833,700	0	48,833,700
Supreme Court	5,110,400	3,206,100	8,316,500	5,241,900	2,626,400	7,868,300
SUBTOTAL - Courts	\$ 49,002,100	\$ 3,206,100	\$ 52,208,200	\$ 60,791,900	\$ 2,626,400	\$ 63,418,300
Governor, Office of the	2,843,400	0	2,843,400	3,279,300	0	3,279,300
Law Enforcement Merit System Council	45,800	0	45,800	42,100	0	42,100
Legislature						
Auditor General	6,782,000	327,000	7,109,000	6,646,600	927,700	7,574,300
House of Representatives	5,782,700	0	5,782,700	6,130,600	0	6,130,600
Joint Legislative Budget Committee	1,447,300	0	1,447,300	1,523,600	0	1,523,600
Legislative Council	3,798,600	0	3,798,600	2,342,000	0	2,342,000
Library, Archives, and Public Records	4,619,700	1,899,700	6,519,400	4,812,600	47,500	4,860,100
Senate	5,387,000	0	5,387,000	6,063,900	0	6,063,900
SUBTOTAL - Legislature	\$ 27,817,300	\$ 2,226,700	\$ 30,044,000	\$ 27,519,300	\$ 975,200	\$ 28,494,500
Lottery	0	252,015,000	252,015,000	44,999,100	239,226,300	284,225,400
Personnel Board	213,500	0	213,500	217,700	0	217,700
Retirement System	3,035,400	0	3,035,400	2,808,700	0	2,808,700
Revenue, Department of	34,865,200	202,600	35,067,800	38,654,600	117,900	38,772,500
Secretary of State	3,008,100	5,500	3,013,600	1,819,700	0	1,819,700
Tax Appeals, Board of	419,800	0	419,800	445,100	0	445,100
Tourism, Office of	5,416,700	20,000	5,436,700	5,558,600	21,000	5,579,600
Treasurer	10,175,800	0	10,175,800	9,317,200 ^{6/}	0	9,317,200
Uniform State Laws, Commission on	16,000	0	16,000	19,000	0	19,000
TOTAL - GENERAL GOVERNMENT	\$ 226,762,009	\$ 634,130,600	\$ 860,892,609	\$ 285,278,515	\$ 621,992,500	\$ 907,271,015

STATE OF ARIZONA
SUMMARY OF TOTAL SPENDING AUTHORITY 1/
(APPROPRIATED AND NON-APPROPRIATED FUNDS)
For Fiscal Years 1989 and 1990

	<u>Fiscal Year 1989 2/</u>			<u>Fiscal Year 1990</u>		
	<u>Appropriated General and Non-General</u>	<u>Non- Appropriated Federal and Other Funds 3/</u>	<u>Total</u>	<u>Appropriated General and Non-General</u>	<u>Non- Appropriated Federal and Other Funds 3/</u>	<u>Total</u>
<u>HEALTH AND WELFARE</u>						
AHCCCS Administration	\$ 245,216,200	\$ 435,307,600	\$ 680,523,800	\$ 320,292,800	\$ 611,500,700	\$ 931,793,500
Economic Security, Department of	263,414,600	490,684,500	754,099,100	274,754,720	513,647,400	788,402,120
Environmental Quality, Department of	17,882,300	23,881,700	41,764,000	16,278,400	18,713,100	34,991,500
Health Services, Department of	120,345,200	46,714,100	167,059,300	142,614,900	46,733,000	189,347,900
Hearing Impaired, Council for the	127,400	1,053,200	1,180,600	203,800	1,251,600	1,455,400
Indian Affairs, Commission on	144,800	0	144,800	155,400	0	155,400
Pioneers' Home	2,780,600	730,300	3,510,900	2,927,800	871,600	3,799,400
Arizona Ranger's Pension	16,200	0	16,200	16,800	0	16,800
Veterans' Services Commission	1,063,300	330,500	1,393,800	3,610,700	327,700	3,938,400
TOTAL - HEALTH AND WELFARE	\$ 650,990,600	\$ 998,701,900	\$ 1,649,692,500	\$ 760,855,320	\$ 1,193,045,100	\$ 1,953,900,420
<u>INSPECTION AND REGULATION</u>						
Agricultural Employment Relations Board	\$ 187,300	\$ 0	\$ 187,300	\$ 189,000	\$ 0	\$ 189,000
Agriculture and Horticulture, Commission of	7,170,200	5,117,700	12,287,900	7,003,300	5,375,800	12,379,100
Banking Department	3,017,200	538,000	3,555,200	3,827,600	392,000	4,219,600
Building & Fire Safety, Department of	2,619,200	0	2,619,200	2,872,700	0	2,872,700
Contractors, Registrar of	3,980,100	0	3,980,100	4,020,500	0	4,020,500
Corporation Commission	10,122,700	160,900	10,283,600	10,233,500	188,600	10,422,100
Dairy Commissioner	457,500	2,400	459,900	524,100	2,400	526,500
Industrial Commission	10,888,500	912,600	11,801,100	11,801,700	913,300	12,715,000
Insurance, Department of	2,417,700	17,126,800	19,544,500	2,717,600	14,033,600	16,751,200
Liquor Licenses & Control, Department of	2,131,200	0	2,131,200	2,083,600	0	2,083,600
Livestock Board	3,716,400	817,300	4,533,700	3,842,200	723,000	4,565,200
Mine Inspector	743,800	99,400	843,200	580,900	140,000	720,900
Occupational Safety and Health Review Board	3,300	0	3,300	0	0	0
Racing, Department of	2,407,500	2,244,200	4,651,700	2,758,000	2,064,700	4,822,700
Radiation Regulatory Agency	1,696,900	40,600	1,737,500	1,683,800	37,200	1,721,000
Real Estate Department	2,614,600	0	2,614,600	2,783,100	0	2,783,100
Residential Utility Consumer Office	890,800	0	890,800	923,200	0	923,200
Weights and Measures, Department of	1,700,700	0	1,700,700	2,008,100	0	2,008,100
Ninety-Ten Agencies						
Accountancy, Board of	612,300	0	612,300	650,100	0	650,100
Barber Examiners Board	133,900	0	133,900	134,200	0	134,200
Behavioral Health Examiners, Board of	0	0	0	50,000 2/	0	50,000

TC-44

STATE OF ARIZONA
SUMMARY OF TOTAL SPENDING AUTHORITY ^{1/}
(APPROPRIATED AND NON-APPROPRIATED FUNDS)
For Fiscal Years 1989 and 1990

TG-45

	Fiscal Year 1989 ^{2/}			Fiscal Year 1990		
	<u>Appropriated General and Non-General</u>	<u>Non- Appropriated Federal and Other Funds ^{3/}</u>	<u>Total</u>	<u>Appropriated General and Non-General</u>	<u>Non- Appropriated Federal and Other Funds ^{3/}</u>	<u>Total</u>
Boxing Commission	\$ 46,200	\$ 0	\$ 46,200	\$ 61,400	\$ 0	\$ 61,400
Chiropractic Examiners Board	189,000	0	189,000	186,000	0	186,000
Cosmetology, Board of	539,600	0	539,600	534,700	0	534,700
Dental Examiners Board	406,900	0	406,900	377,500	0	377,500
Egg Inspection Board	190,000	47,700	237,700	190,900	47,700	238,600
Funeral Directors and Embalmers Board	141,400	0	141,400	144,400	0	144,400
Homeopathic Medical Examiners Board	9,000	0	9,000	8,400	0	8,400
Medical Examiners, Board of	1,850,800	0	1,850,800	2,137,800	0	2,137,800
Naturopathic Physician Examiners Board	29,600	0	29,600	27,800	0	27,800
Nursing Board	893,900	0	893,900	953,100	0	953,100
Nursing Care Institution Administrators Board	59,900	0	59,900	61,300	0	61,300
Opticians, Board of Dispensing	54,300	0	54,300	51,900	0	51,900
Optometry, Board of	98,000	0	98,000	99,200	0	99,200
Osteopathic Examiners Board	207,500	0	207,500	210,900	0	210,900
Pharmacy Board	591,400	0	591,400	599,600	0	599,600
Physical Therapy Examiners Board	65,900	0	65,900	63,800	0	63,800
Podiatry Examiners Board	41,400	0	41,400	42,100	0	42,100
Private Postsecondary Education, Board of	121,700	0	121,700	123,000	0	123,000
Psychologist Examiners Board	124,400	0	124,400	124,200	0	124,200
Structural Pest Control Commission	671,300	52,400	723,700	965,100	52,400	1,017,500
Technical Registration, Board of	696,400	0	696,400	709,500	0	709,500
Veterinary Medical Examining Board	138,300	0	138,300	144,300	0	144,300
SUBTOTAL - Ninety-Ten Agencies	\$ 7,913,100	\$ 100,100	\$ 8,013,200	\$ 8,651,200	\$ 100,100	\$ 8,751,300
TOTAL - INSPECTION AND REGULATION	\$ 64,678,700	\$ 27,160,000	\$ 91,838,700	\$ 68,504,100	\$ 23,970,700	\$ 92,474,800
EDUCATION						
Arts, Commission on the	\$ 1,545,000	\$ 604,200	\$ 2,149,200	\$ 1,586,300	\$ 555,400	\$ 2,141,700
Community Colleges	75,204,400	1,781,600	76,986,000	78,549,100	1,792,200	80,341,300
Deaf and the Blind, School for the	11,750,700	830,400	12,581,100	12,074,400	811,600	12,886,000
Education, Department of	1,157,678,700	196,582,600	1,354,261,300	1,183,015,800	202,527,500	1,385,543,300
Historical Society, Arizona	1,862,200	390,200	2,252,400	2,225,400	379,000	2,604,400
Historical Society, Prescott	514,000	94,000	608,000	580,900	54,500	635,400
Medical Student Loans Board	10,000	92,000	102,000	5,000	115,000	120,000

STATE OF ARIZONA
SUMMARY OF TOTAL SPENDING AUTHORITY^{1/}
(APPROPRIATED AND NON-APPROPRIATED FUNDS)
For Fiscal Years 1989 and 1990

	<u>Fiscal Year 1989^{2/}</u>			<u>Fiscal Year 1990</u>		
	<u>Appropriated General and Non-General</u>	<u>Non- Appropriated Federal and Other Funds^{3/}</u>	<u>Total</u>	<u>Appropriated General and Non-General</u>	<u>Non- Appropriated Federal and Other Funds^{3/}</u>	<u>Total</u>
Universities/Board of Regents						
Board of Regents	\$ 10,476,100	\$ 2,761,100	\$ 13,237,200	\$ 13,435,300	\$ 2,731,300	\$ 16,166,600
Arizona State University - Main	214,886,600	110,184,100	325,070,700	228,889,000	116,795,100	345,684,100
Arizona State University - West	13,926,200 ^{g/}	0	13,926,200	16,992,900	0	16,992,900
Northern Arizona University	74,100,000	61,066,600	135,166,600	79,285,200	64,730,000	144,015,200
University of Arizona - Main	232,950,600	247,453,900	480,404,500	244,754,800	256,984,300	501,739,100
University of Arizona - College of Medicine	43,031,000	70,395,500	113,426,500	45,124,400	73,053,500	118,177,900
SUBTOTAL - Universities/Board of Regents	\$ 589,370,500	\$ 491,861,200	\$ 1,081,231,700	\$ 628,481,600	\$ 514,294,200	\$ 1,142,775,800
TOTAL - EDUCATION	\$ 1,837,935,500	\$ 692,236,200	\$ 2,530,171,700	\$ 1,906,518,500	\$ 720,529,400	\$ 2,627,047,900
<u>PROTECTION AND SAFETY</u>						
Corrections, Department of	\$ 243,712,622	\$ 10,658,900	\$ 254,371,522	\$ 266,586,800	\$ 8,991,000	\$ 275,577,800
Criminal Justice Commission	8,300,200	11,585,800	19,886,000	359,100	5,101,600	5,460,700
Emergency and Military Affairs, Dept. of	4,165,200	15,058,200	19,223,400	5,144,000	13,162,300	18,306,300
Pardons and Paroles, Board of	1,483,100	0	1,483,100	1,563,800	0	1,563,800
Public Safety, Department of	82,212,000	9,622,300	91,834,300	87,144,400	8,954,800	96,099,200
TOTAL - PROTECTION AND SAFETY	\$ 339,873,122	\$ 46,925,200	\$ 386,798,322	\$ 360,798,100	\$ 36,209,700	\$ 397,007,800
<u>TRANSPORTATION</u>						
Transportation, Department of	\$ 358,760,950	\$ 321,722,000	\$ 680,482,950	\$ 351,612,800	\$ 324,691,100	\$ 676,303,900
<u>NATURAL RESOURCES</u>						
Environment, Commission on the	\$ 113,700	\$ 39,300	\$ 153,000	\$ 111,200	\$ 40,900	\$ 152,100
Game and Fish Department	16,852,900	11,240,300	28,093,200	16,247,300	10,482,400	26,729,700
Geological Survey	526,400	82,100	608,500	535,000	80,000	615,000
Land Department	7,428,900	860,400	8,289,300	7,878,500	561,300	8,439,800
Mines and Mineral Resources, Department of	463,400	43,100	506,500	362,400	41,700	404,100
Oil and Gas Conservation Commission	180,100	0	180,100	187,400	0	187,400
State Parks Board	8,877,600	1,230,900	10,108,500	13,369,400	1,078,100	14,447,500
Water Resources, Department of	12,534,800	226,900	12,761,700	11,711,900	120,000	11,831,900
TOTAL - NATURAL RESOURCES	\$ 46,977,800	\$ 13,723,000	\$ 60,700,800	\$ 50,403,100	\$ 12,404,400	\$ 62,807,500

STATE OF ARIZONA
SUMMARY OF TOTAL SPENDING AUTHORITY^{1/}
(APPROPRIATED AND NON-APPROPRIATED FUNDS)
For Fiscal Years 1989 and 1990

	<u>Fiscal Year 1989^{2/}</u>			<u>Fiscal Year 1990</u>		
	<u>Appropriated General and Non-General</u>	<u>Non- Appropriated Federal and Other Funds^{3/}</u>	<u>Total</u>	<u>Appropriated General and Non-General</u>	<u>Non- Appropriated Federal and Other Funds^{3/}</u>	<u>Total</u>
INEQUITY SALARY ADJUSTMENTS	\$ 584,500	\$ 0	\$ 584,500	2,850,000	\$ 0	\$ 2,850,000
UNALLOCATED SALARY ADJUSTMENTS	\$ 250,700	\$ 0	\$ 250,700	1,118,600	\$ 0	\$ 1,118,600
UNALLOCATED PROVIDER ADJUSTMENTS	\$ 74,400	\$ 0	\$ 74,400	0	\$ 0	\$ 0
GRAND TOTAL	<u>\$3,526,888,281</u>	<u>\$2,734,598,900</u>	<u>\$6,261,487,181</u>	<u>\$3,787,939,035</u>	<u>\$2,932,842,900</u>	<u>\$6,720,781,935</u>

1/ The amounts shown include all appropriations from past sessions, current year supplemental appropriations, and carry-forward balances of some FY 1988 appropriations.

2/ The FY 1989 amounts include appropriations as revised by Laws 1989, Chapter 3 (H.B. 2103).

3/ The amounts shown are generally based on agency information as of January, 1989, however, some updated information has been included.

4/ Includes a transfer of \$344,400 from the Corrections Fund that was approved by the Joint Committee on Capital Review.

5/ Includes \$18,513,000 for prison construction that was appropriated in Laws 1988, Chapter 275.

6/ Includes \$5,500,000 that was appropriated in Laws 1988, Chapter 302.

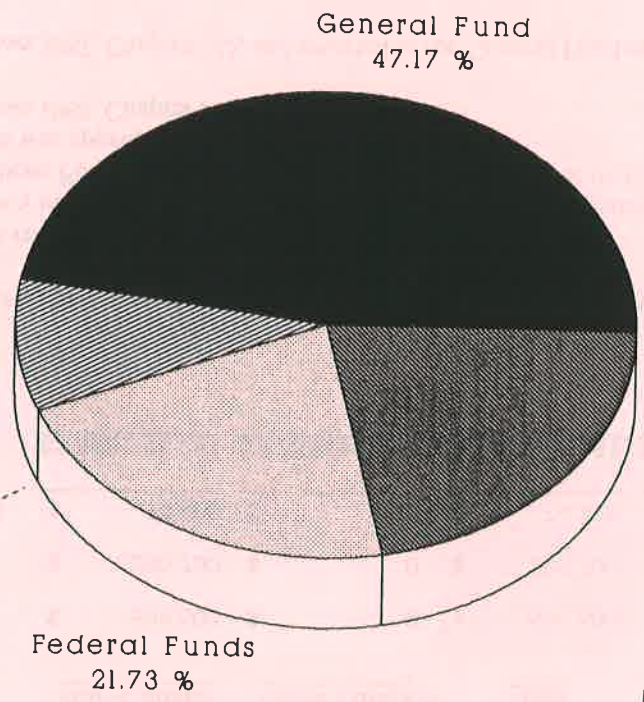
7/ Appropriated in Laws 1988, Chapter 313.

8/ Includes \$2,000,000 that was appropriated in Laws 1987, Chapter 335, and reverted to the General Fund on December 31, 1988.

AS FUND SOURCE
 APPROPRIATED AND NON-APPROPRIATED FUNDS
 DISTRIBUTION OF TOTAL STATE SPENDING AUTHORITY

DISTRIBUTION OF TOTAL STATE SPENDING AUTHORITY APPROPRIATED AND NON-APPROPRIATED FUNDS BY FUND SOURCE

APPROPRIATED
56.36 %



NON-APPROPRIATED
43.64 %


FISCAL YEAR 1990

IG-48

APPROPRIATED AND NON-APPROPRIATED SHARES OF TOTAL FY 1990 SPENDING AUTHORITY FOR EACH FUNCTION OF GOVERNMENT

NON-APPROP
 APPROP

PERCENT

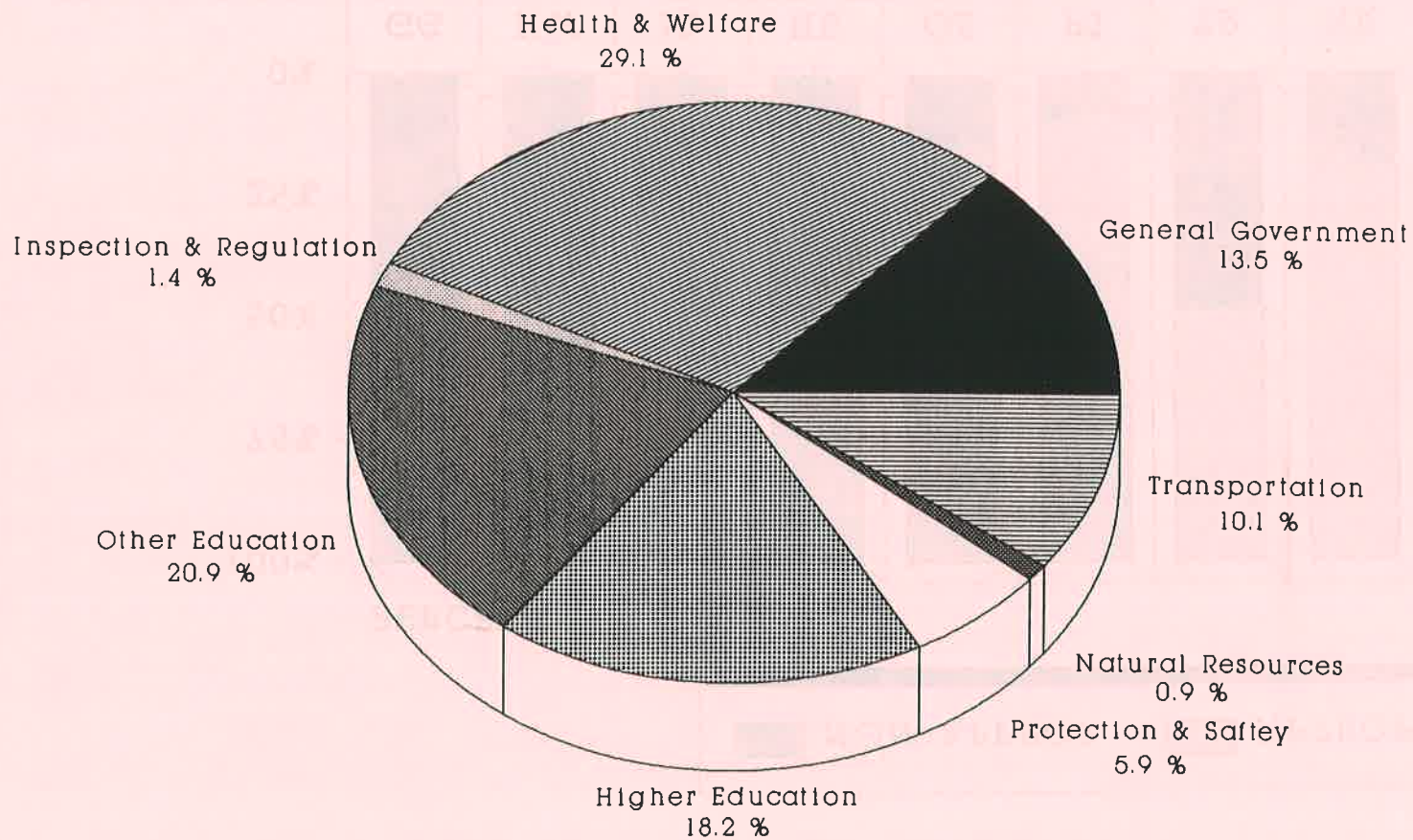


	GG	HW	IR	HE	OE	PS	TR	NR
APPROP	31.4	38.9	74.1	57.8	85.4	90.9	52	80.3
NON-APPROP	68.6	61.1	25.9	42.2	14.6	9.1	48	19.7

GG=General Government IR=Inspection & Regulation OE=Other Education TR=Transportation
 HW=Health & Welfare HE=Higher Education PS=Protection & Safety NR=Natural Resources

TG-49

DISTRIBUTION OF TOTAL STATE SPENDING AUTHORITY BY FUNCTION OF GOVERNMENT



FISCAL YEAR 1990

STATE PERSONNEL SUMMARY ^{1/}
By Full-Time Equivalent Positions

	<u>FY 1989</u> <u>FTE'S</u>	<u>FY 1990</u> <u>FTE'S</u>	<u>Difference</u>
<u>GENERAL GOVERNMENT</u>			
Administration, Department of	516.25	533.25	17.00
Affirmative Action, Governor's Office of	5.00	5.00	0.00
Attorney General--Department of Law	314.00	322.00	8.00
Coliseum & Exposition Center	254.00	254.00	0.00
Commerce, Department of	43.00	44.00	1.00
Compensation Fund	689.00	689.00	0.00
Courts	317.80	342.80	25.00
Law Enforcement Merit System Council	1.00	1.00	0.00
Lottery Commission	148.00	148.00	0.00
Personnel Board	3.00	3.00	0.00
Retirement System	62.00	78.50	16.50
Revenue, Department of	956.00	1,003.00	47.00
Secretary of State--Department of State	30.00	31.00	1.00
Tax Appeals, Board of	7.50	7.50	0.00
Tourism, Office of	15.00	18.00	3.00
Treasurer	30.00	32.00	2.00
Uniform State Laws, Commission on	0.00	0.00	0.00
	<u>3,391.55</u>	<u>3,512.05</u>	<u>120.50</u>
TOTAL - GENERAL GOVERNMENT			
<u>HEALTH AND WELFARE</u>			
AHCCCS Administration	834.25	877.00	42.75
Economic Security, Department of	2,781.90	2,953.40	171.50
Environmental Quality, Department of	254.00	259.00	5.00
Health Services, Department of	1,459.50	1,501.50	42.00
Hearing Impaired, Council for the	3.00	5.00	2.00
Indian Affairs, Commission of	3.50	4.00	0.50

STATE PERSONNEL SUMMARY ^{1/}
By Full-Time Equivalent Positions

	<u>FY 1989</u> <u>FTE'S</u>	<u>FY 1990</u> <u>FTE'S</u>	<u>Difference</u>
Pioneers' Home	110.00	110.00	0.00
Rangers' Pensions	0.00	0.00	0.00
Veterans' Service Commission	33.00	34.00	1.00
TOTAL - HEALTH AND WELFARE	5,479.15	5,743.90	264.75
<u>INSPECTION AND REGULATION</u>			
Agricultural Employment Relations Board	4.00	4.00	0.00
Agriculture & Horticulture, Commission of	198.00	196.00	(2.00)
Banking Department	79.00	88.00	9.00
Building & Fire Safety, Department of	70.00	73.00	3.00
Contractors, Registrar of	107.60	108.60	1.00
Corporation Commission	217.00	222.00	5.00
Dairy Commissioner	7.50	8.00	0.50
Industrial Commission	245.00	248.00	3.00
Insurance, Department of	69.00	78.00	9.00
Liquor Licenses & Control, Department of	59.00	59.00	0.00
Livestock Board	108.20	108.20	0.00
Mine Inspector	16.00	12.00	(4.00)
Occupational Safety & Health Review Board	0.00	0.00	0.00
Racing, Department of	54.90	59.70	4.80
Radiation Regulatory Agency	28.00	28.00	0.00
Real Estate Department	73.00	75.00	2.00
Residential Utility Consumer Office	12.30	12.00	(0.30)
Weights & Measures, Department of	46.00	55.00	9.00
Ninety-Ten Agencies			
Accountancy, Board of	9.00	9.00	0.00
Barber Examiners Board	3.00	3.00	0.00
Boxing Commission	1.00	1.50	0.50
Chiropractic Examiners Board	4.00	4.00	0.00
Cosmetology, Board of	14.50	14.50	0.00

STATE PERSONNEL SUMMARY ^{1/}
By Full-Time Equivalent Positions

TC-53

	<u>FY 1989</u> FTE'S	<u>FY 1990</u> FTE'S	<u>Difference</u>
Dental Examiners Board	7.00	8.00	1.00
Dispensing Opticians, Board of	0.80	0.80	0.00
Egg Inspection Board	5.00	5.60	0.60
Funeral Directors & Embalmers Board	1.50	1.50	0.00
Homeopathic Medical Examiners Board	0.00	0.00	0.00
Medical Examiners, Board of	31.00	35.00	4.00
Naturopathic Physicians Examiners Board	0.00	0.00	0.00
Nursing, Board of	19.20	19.20	0.00
Nursing Care Institution Administration Board	0.70	0.70	0.00
Optometry, Board of	1.50	1.50	0.00
Osteopathic Examiners Board	4.50	4.50	0.00
Pharmacy, Board of	11.00	11.00	0.00
Physical Therapy Examiners Board	1.00	1.00	0.00
Podiatry Examiners Board	0.00	0.00	0.00
Private Postsecondary Education, Board for	3.00	3.20	0.20
Psychologist Examiners Board	1.00	1.00	0.00
Structural Pest Control Commission	19.00	21.00	2.00
Technical Registration, Board of	15.00	15.00	0.00
Veterinary Medical Examining Board	2.00	2.00	0.00
SUB-TOTAL - Ninety-Ten Agencies	<u>154.70</u>	<u>163.00</u>	<u>8.30</u>
TOTAL - INSPECTION AND REGULATION	1,549.20	1,597.50	48.30

EDUCATION

Arts, Commission on the	11.50	11.50	0.00
Community Colleges	9.00	9.00	0.00
Deaf and Blind, School for	431.90	446.40	14.50
Education, Department of	180.80	183.80	3.00
Historical Society, Arizona	46.30	47.30	1.00
Historical Society, Prescott	14.50	15.50	1.00
Medical Student Loans Board	0.00	0.00	0.00

STATE PERSONNEL SUMMARY ^{1/}
By Full-Time Equivalent Positions

	<u>FY 1989 FTE'S</u>	<u>FY 1990 FTE'S</u>	<u>Difference</u>
Universities/Board of Regents			
Board of Regents	39.75	43.75	4.00
Arizona State University--Main Campus	4,645.40	4,850.60	205.20
Arizona State University--West Campus	255.90	354.65	98.75
Northern Arizona University	1,606.50	1,762.00	155.50
University of Arizona--Main Campus	5,023.50	5,237.90	214.40
University of Arizona--College of Medicine	591.70	607.50	15.80
SUB-TOTAL - UNIVERSITIES/BOARD OF REGENTS	<u>12,162.75</u>	<u>12,856.40</u>	<u>693.65</u>
TOTAL - EDUCATION	12,856.75	13,569.90	713.15
<u>PROTECTION AND SAFETY</u>			
Corrections, Department of	6,094.20	6,052.70	(41.50)
Criminal Justice Commission	5.00	5.00	0.00
Emergency & Military Affairs, Department of	62.00	62.00	0.00
Pardons & Paroles, Board of	40.00	43.00	3.00
Public Safety, Department of	1,620.00	1,622.00	2.00
TOTAL -- PROTECTION AND SAFETY	<u>7,821.20</u>	<u>7,784.70</u>	<u>(36.50)</u>
<u>TRANSPORTATION</u>			
Department of Transportation ^{2/}	3,199.50	3,330.50	131.00
TOTAL - TRANSPORTATION	<u>3,199.50</u>	<u>3,330.50</u>	<u>131.00</u>
<u>NATURAL RESOURCES</u>			
Environment, Commission on the	3.00	3.00	0.00
Game & Fish Department	278.00	276.00	(2.00)

STATE PERSONNEL SUMMARY ^{1/}
By Full-Time Equivalent Positions

	FY 1989 FTE'S	FY 1990 FTE'S	Difference
Geological Survey	13.25	13.25	0.00
Land Department	153.00	159.00	6.00
Mines & Mineral Resources, Department of	11.50	8.50	(3.00)
Oil & Gas Conservation Commission	4.00	4.00	0.00
Parks Board	154.85	157.85	3.00
Water Resources, Department of	223.20	237.20	14.00
TOTAL - NATURAL RESOURCES	840.80	858.80	18.00
TOTAL APPROPRIATED FUNDS	35,138.15	36,397.35	1,259.20
TOTAL NON-APPROPRIATED FUNDS^{3/}	14,305.70	14,579.80	274.10
GRAND TOTAL	49,443.85	50,977.15	1,533.30

1 Positions shown for individual agencies include only those supported by expenditure authority. Positions funded by non-appropriated funds are shown in total on a separate line. FTE positions supported by special line items are not included in this table, except as indicated.

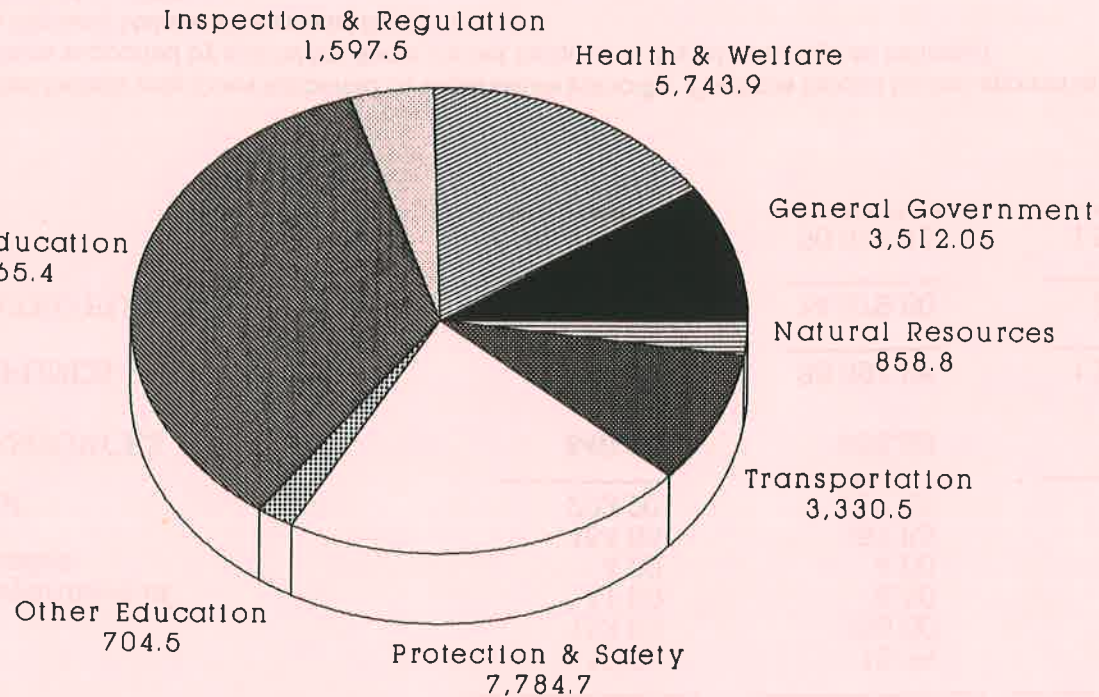
2 Includes FTE positions funded in the Highway Maintenance special line item.

3 Based on agency information as of December, 1988.

STATE PERSONNEL SUMMARY

FULL-TIME EQUIVALENT POSITIONS

BY FUNCTION OF GOVERNMENT



FISCAL YEAR 1990

Represents FTE positions supported
by expenditure authority.

GENERAL PROVISIONS OF THE APPROPRIATION ACT

In addition to the specific appropriations to agencies, departments and institutions, the General Appropriation Act (Laws 1989, Chapter 311) provides funding for adjustments to state employee salaries and benefits and provider payments. Pursuant to Subdivisions 98 - 100 of Chapter 311, the Joint Legislative Budget Committee Staff has determined the appropriate dollar amounts to be allocated to each agency for these adjustments. The amounts shown for each agency in this report include the allocations of the adjustments described below, with the exception of the inequity salary adjustments.

1. General Salary Adjustments for State Officers and Employees

Subdivision 98 of the General Appropriation Act appropriates \$14,300,000, of which no more than \$12,600,000 shall be from the General Fund, for salary adjustments for state officers and employees. Sufficient amounts have been allocated to each agency or department to provide a merit salary increase, averaging 1.25%, effective July 1, 1989, for all State officers and employees except board and commission members who are paid on a per diem basis, and agency heads who are appointed for a fixed term of office. (See page 357)

2. Classification Maintenance Review Adjustments for State Officers and Employees

Subdivision 98 of the General Appropriation Act appropriates \$2,850,000, of which no more than \$2,500,000 can be from the General Fund for inequity salary adjustments.

3. Retirement Contribution Reduction

Subdivision 100 of the General Appropriation Act provides that, in the event that other enacted legislation reduces the state retirement contribution, the appropriation to each agency for Employee Related Expenditures shall be reduced in an amount to be determined by the Staff Director of the Joint Legislative Budget Committee and the Director of the Executive Budget Office. (See page 357) Laws 1989, Chapter 312 (S.B. 1141) reduced the contribution rate to 2%. The appropriation within each individual agency subdivision was based upon a 4.69% rate.

4. Special Cost Adjustment for Providers

Subdivision 99 of the General Appropriation Act appropriates \$2,700,000 from the State General Fund for payment of a special cost adjustment to certain providers of services. These adjustments apply to the following special line items:

(a) Department of Corrections:

 Purchase of Care

\$65,600

 TOTAL

\$65,600

GENERAL PROVISIONS OF THE APPROPRIATION ACT

(Continued)

(b) Department of Economic Security:

Adoption Services	\$ 77,600
Adult Services	44,200
ASH Community Placement	2,300
Child Severance Project	2,700
Children Services	448,400
Comp. Services Indep. Living	7,900
Day Care	223,400
Emergency Relief	16,200
Fee for Service	31,600
Food Distribution Information	300
Foster Care (Dev. Disabilities)	57,300
Foster Care (Long Term Care)	35,300
Homeless Shelter	3,900
Information & Referral Services	1,300
Manpower Services	2,100
Out of District Placement	13,400
Purchase of Care (Dev. Disabilities)	293,100
Purchase of Care (Long Term)	215,500
Rural Food Bank	900
Vocational Rehabilitation Contracts	1,800
Vocational Rehabilitation Services	25,200
Work Incentive Demonstration Project	1,800
TOTAL	<u>\$1,506,200</u>

(c) Department of Health Services:

Substance Abuse Services	\$ 178,200
Mental Health Services	135,200
CMI Non-Pilot Program	301,600
Children's Rehabilitative Services	103,600
Newborn Intensive Care	66,300
TOTAL	<u>\$ 784,900</u>

(d) Arizona Judiciary:

Juvenile Probation Services	\$ 238,800
TOTAL	<u>\$ 238,800</u>

(e) AHCCCS:

Children's Rehabilitative Services	\$ 104,500
TOTAL	<u>\$ 104,500</u>

COST FACTORS IN FY 1990 APPROPRIATIONS

The cost factors shown below are included in the FY 1990 appropriations to State agencies. In general, these percentage increases were added to the amounts originally appropriated in FY 1989 for each category. The cost factors represent projected inflationary increases. The cost factors may vary for some agencies, due to special circumstances.

<u>Category</u>	<u>FY 1990 Increase</u>
Food	4.0%
Electricity	4.0%
Medical	6.7%
Natural Gas	4.0%
Public Transportation	4.0%
Private Car Mileage (24 cents per mile)	6.7%
Postage	4.0%
Providers	1.5%
State Employee Salaries	1.25%
All Other	4.0%

The FY 1990 appropriations include a retirement contribution of 2.00% for the General Fund and other funds.

The FY 1990 appropriations for non-general fund agencies and divisions include amounts of \$13.50 per square foot for rent in State-owned buildings; the General Fund agencies and divisions were not appropriated money for rent in State-owned buildings.

JLBC Analyst: Miller

Catherine Eden, Director (Tel. 542-1500)

GENERAL FUND AND OTHER FUNDS	Fiscal 88 Actual	Fiscal 89 Estimate	Fiscal 90 Approved
<u>Program Summary</u>			
Office of the Director	458,100	454,000	536,900
Executive Budget Office	689,800	885,100	1,133,300
Data Management	3,631,500	3,683,000	3,860,100
Finance	4,829,500	5,603,479	14,614,039
Personnel	3,564,900	4,140,400	4,205,600
Facilities Management	10,368,400	11,600,800	12,003,600
TOTAL APPROPRIATIONS	<u>23,542,200</u>	<u>26,366,779</u>	<u>36,353,539</u>
<u>Expenditure Detail</u>			
FTE Positions	<u>509.75</u>	<u>516.25</u>	<u>533.25</u>
Personal Services	<u>11,276,300</u>	<u>11,699,300</u>	<u>12,803,200</u>
Employee Related Exp.	<u>2,377,400</u>	<u>2,927,600</u>	<u>2,684,000</u>
Prof. & Outside Services	2,368,300	2,376,400	2,789,600
Travel - State	141,000	124,400	154,900
Travel - Out of State	12,400	13,000	13,200
Other Operating Exp.	1,661,600	1,896,300	2,132,100
Equipment	135,400	214,600	229,300
All Other Operating Exp.	<u>4,318,700</u>	<u>4,624,700</u>	<u>5,319,100</u>
OPERATION SUB-TOTAL	17,972,400	19,251,600	20,806,300
Special Line Items ^{1/}	5,569,800	5,743,800	6,249,900
Additional Appropriations	<u>--</u>	<u>1,371,379</u>	<u>9,297,339</u>
TOTAL APPROPRIATIONS	<u>23,542,200</u>	<u>26,366,779</u>	<u>36,353,539</u>
<u>Fund Summary</u>			
General Fund	23,542,200	26,022,379	36,015,839
Other Funds	<u>-0-</u>	<u>344,400</u>	<u>337,700</u>
TOTAL APPROPRIATIONS	<u>23,542,200</u>	<u>26,366,779</u>	<u>36,353,539</u>

The approved amount includes \$158,100 in Personal Services and \$18,300 in Employee Related Expenditures for salary increases, and a decrease of \$340,100 in Employee Related Expenditures for the decreased retirement contribution.

(Continued)

^{1/} Details for the Special Line Items are included on the individual program pages.

DEPARTMENT OF ADMINISTRATION - SUMMARY (Cont'd)
GENERAL FUND AND OTHER FUNDS

CAPITAL OUTLAY

Capital Outlay Bill - Chapter 302 (S.B. 1468) - Provides funding to the Department of Administration for the following purposes:

Section 1.(C) - \$4,606,000 is appropriated for building renewal from the following funds for allocation to state agencies:

1. State General Fund	\$3,184,000
2. State Highway Fund	882,000
3. Coliseum and Exposition Center Fund	389,000
4. Game and Fish Fund	87,000
5. Industrial Commission Special Fund	26,000
6. State Aeronautics Fund	19,000
7. Retirement System Administration Fund	12,000
8. State Compensation Fund	4,000
9. State Lottery Fund	<u>3,000</u>
Total	<u>\$4,606,000</u>

Section 2.(B) - \$275,000 is appropriated for fiscal year 1989-90 from the State General Fund for the following projects:

1. Elevator Improvement	\$175,000
2. West Annex Rehabilitation	<u>100,000</u>
Total	<u>\$275,000</u>

Section 2.(K) - \$781,000 is appropriated for fiscal year 1989-90 from the State General Fund for architectural and engineering fees for the following projects at the Tucson campus of the Arizona School for the Deaf and the Blind:

1. Auditorium	\$168,800
2. Learning Resource Center	189,200
3. Classroom Building	<u>423,000</u>
Total	<u>\$781,000</u>

These monies may be used by the Director of the Department of Administration subject to prior review by the Joint Committee on Capital Review. This section requires the Director of the Department of Administration to repay to the State General Fund whatever is expended from the above appropriation on or before December 31, 1989. Repayment will be from the proceeds of the lease purchasing financing for the projects shown above.

(Continued)

DEPARTMENT OF ADMINISTRATION - SUMMARY (Cont'd)
GENERAL FUND AND OTHER FUNDS

Section 5. - \$3,096,600 is appropriated for fiscal year 1988-89 from the State General Fund for architectural and engineering fees for the following projects:

1. Tucson State Office Building	\$1,166,600
2. Legislative Archives & Office Building	800,000
3. Department of Economic Security West Building	<u>1,130,000</u>
Total	<u>\$3,096,600</u>

These monies may be used by the Director of the Department of Administration subject to prior review by the Joint Committee on Capital Review. This section requires the Director of the Department of Administration to repay to the State General Fund whatever is expended from the above appropriation on or before December 31, 1989. Repayment will be from the proceeds of the lease purchasing financing for the projects shown above.

JLBC Analyst: Miller

Catherine Eden, Director (Tel. 542-1500)

GENERAL FUND	Fiscal 88 Actual	Fiscal 89 Estimate	Fiscal 90 Approved
FTE Positions	<u>9.0</u>	<u>7.0</u>	<u>7.0</u>
Personal Services	<u>293,700</u>	<u>272,600</u>	<u>297,900</u>
Employee Related Exp.	<u>46,600</u>	<u>54,200</u>	<u>48,200</u>
Prof. & Outside Services			
Travel - State	100	700	700
Travel - Out of State	300	500	500
Other Operating Exp.	12,700	17,800	18,300
Equipment			
All Other Operating Exp.	<u>13,100</u>	<u>19,000</u>	<u>19,500</u>
OPERATION SUB-TOTAL	353,400	345,800	365,600
Hearing Officers	85,400	108,200	171,300
EBO Water Quality	<u>19,300</u>	<u>-0-</u>	<u>-0-</u>
TOTAL APPROPRIATIONS	<u>458,100</u>	<u>454,000</u>	<u>536,900</u> ^{1/}

The approved amount includes \$3,700 in Personal Services and \$400 in Employee Related Expenditures for salary increases, and a decrease of \$7,900 in Employee Related Expenditures for the decreased retirement contribution.

Hearing Office - The approved amount includes \$300 in Personal Services and \$-0- in Employee Related Expenditures for salary increases, and a decrease of \$1,200 in Employee Related Expenditures for the decrease in retirement contribution.

^{1/} Represents General Appropriation Act funds. Appropriated as a lump sum for the program, with special line items. The line items within the "Operation Sub-Total" are shown for information only.

JLBC Analyst: Miller

Catherine Eden, Director (Tel. 542-1500)

GENERAL FUND	Fiscal 88 Actual	Fiscal 89 Estimate	Fiscal 90 Approved
FTE Positions	<u>16.0</u>	<u>16.0</u>	<u>22.0</u>
Personal Services	<u>535,100</u>	<u>582,600</u>	<u>787,800</u>
Employee Related Exp.	<u>90,500</u>	<u>116,000</u>	<u>142,000</u>
Prof. & Outside Services	600	38,000	60,000
Travel - State	3,700	3,500	8,800
Travel - Out of State	1,500	600	4,000
Other Operating Exp.	46,000	55,600	69,400
Equipment	-0-	-0-	46,900
All Other Operating Exp.	<u>51,800</u>	<u>97,700</u>	<u>189,100</u>
OPERATION SUB-TOTAL	677,400	796,300	1,118,900
Governor's Reg. Rev. Council	12,400	14,400	14,400
EBO Enhanced Funding	<u>-0-</u>	<u>74,400</u>	<u>-0-</u>
TOTAL APPROPRIATIONS	<u>689,800</u>	<u>885,100</u>	<u>1,133,300</u> ^{1/}

The approved amount includes \$9,700 in Personal Services and \$1,000 in Employee Related Expenditures for salary increases, and a decrease of \$20,900 in Employee Related Expenditures for the decreased retirement contribution.

Personal Services - The amount approved includes \$188,900 for 6 additional FTE positions. The additional positions are provided to enhance the Executive Budget Office budget examination process.

All Other Operating - The amount approved includes an additional \$19,900 for travel and operating expenses for the new positions and \$46,900 for new computer equipment.

EBO Enhanced Funding - For FY 1990 an additional 6 FTE positions and \$294,300 was approved in line items above the operation sub-total. For FY 1989 \$74,400 was approved as a lump sum supplemental appropriation in the "Budget Reductions and Increases Bill - Laws 1989, Chapter 3(H.B. 2103).

^{1/} Represents General Appropriation Act funds. Appropriated as a modified lump sum for the program. The line items within "All Other Operating Exp." are shown for information only.

JLBC Analyst: Miller

Catherine Eden, Director (Tel. 542-1500)

GENERAL FUND	Fiscal 88 Actual	Fiscal 89 Estimate	Fiscal 90 Approved
FTE Positions	<u>39.0</u>	<u>39.0</u>	<u>39.0</u>
Personal Services	<u>1,227,800</u>	<u>1,248,900</u>	<u>1,360,100</u>
Employee Related Exp.	<u>216,300</u>	<u>250,700</u>	<u>230,200</u>
Prof. & Outside Services	2,042,800	2,056,200	2,138,400
Travel - State	200	-0-	-0-
Travel - Out of State	2,100	2,800	2,900
Other Operating Exp.	141,900	124,400	128,500
Equipment	400	-0-	-0-
All Other Operating Exp.	<u>2,187,400</u>	<u>2,183,400</u>	<u>2,269,800</u>
TOTAL APPROPRIATIONS	<u>3,631,500</u>	<u>3,683,000</u>	<u>3,860,100</u> ^{1/}

The approved amount includes \$16,800 in Personal Services and \$1,800 in Employee Related Expenditures for salary increases, and a decrease of \$36,100 in Employee Related Expenditures for the decreased retirement contribution.

All Other Operating - The approved amount includes an increase of \$86,400 for general inflation.

^{1/} Represents General Appropriation Act funds. Appropriated as a modified lump sum for the program. The line items within "All Other Operating Exp." are shown for information only.

JLBC Analyst: Miller

Catherine Eden, Director (Tel. 542-1500)

GENERAL FUND	Fiscal 88 Actual	Fiscal 89 Estimate	Fiscal 90 Approved
FTE Positions	<u>93.0</u>	<u>92.0</u>	<u>92.0</u>
Personal Services	<u>1,957,500</u>	<u>2,117,200</u>	<u>2,224,600</u>
Employee Related Exp.	<u>389,500</u>	<u>490,500</u>	<u>434,600</u>
Prof. & Outside Services	219,600	225,700	532,400
Travel - State	11,000	8,600	10,300
Travel - Out of State	1,200	3,400	-0-
Other Operating Exp.	492,900	501,300	640,200
Equipment	<u>7,900</u>	<u>27,000</u>	<u>7,500</u>
All Other Operating Exp.	<u>732,600</u>	<u>766,000</u>	<u>1,190,400</u>
OPERATION SUB-TOTAL	3,079,600	3,373,700	3,849,600
SLIAG	-0-	98,300	133,300 ^{1/}
Rental of Facilities	967,000	88,800	651,500
Statewide Single Audit	170,900	671,300	682,300
Capital Centre	<u>612,000</u>	<u>-0-</u>	<u>-0-</u>
TOTAL	4,829,500	4,232,100	5,316,700 ^{2/}
Additional Appropriations - 39th Leg., 1st Reg. Session			
Public Funds; Insurance, Ch. 256	--	--	6,000,000
Water Rights Settlement, Ch. 122	--	--	1,500,000
Named Claimants, Ch. 248	<u>--</u>	<u>1,371,379</u>	<u>1,797,339</u>
TOTAL APPROPRIATIONS	<u>4,829,500</u>	<u>5,603,479</u>	<u>14,614,039</u>

The approved amount includes \$27,500 in Personal Services and \$2,900 in Employee Related Expenditures for salary increases, and a decrease of \$59,100 in Employee Related Expenditures for the decreased retirement contribution.

(Continued)

^{1/} The \$133,300 appropriated for state legalization impact assistance shall be available to the extent that the state General Fund will be reimbursed for these expenditures by the state legalization impact assistance grants, authorized by section 204 of P.L. 99-603, the Immigration Reform and Control Act of 1986. It is the intent of the Legislature that the state General Fund be fully reimbursed for this appropriation.

^{2/} In addition, 3 FTE positions are funded in the SLIAG line item and 16 FTE positions are funded in the Statewide Single Audit line item.

DEPARTMENT OF ADMINISTRATION - FINANCE (Cont'd)
GENERAL FUND

All Other Operating - The approved amount includes an increase of \$318,300 for the operations and maintenance of an automated purchasing network.

SLIAG - The approved amount includes an increase of \$35,700 for administrative costs associated with implementation of the immigration reform and control act.

The approved amount includes \$800 in Personal Services and \$100 in Employee Related Expenditures for salary increases, and a decrease of \$1,600 in Employee Related Expenditures for the decreased retirement contribution.

Rental of Facilities - The approved amount includes \$164,200 for rental payments to the State Compensation Fund for 21,544 square feet of office space. Also included is \$487,300 for lease/purchase payments for the 16th Ave. Parking Garage.

Statewide Single Audit - The approved amount includes \$4,600 in Personal Services and \$500 in Employee Related Expenditures for salary increases, and a decrease of \$7,900 in Employee Related Expenditures for the decreased retirement contribution.

ADDITIONAL APPROPRIATIONS

Public Funds; Insurance, Chapter 256 (S.B. 1410) - Appropriates \$6,000,000 from the state General Fund to the Department of Administration for deposit in the Special Employee Health Insurance Trust Fund.

Named Claimants - Chapter 248 (H.B. 2598) - Appropriates \$1,797,339 from the state General Fund to the Department of Administration for payment of various claims against the state.

Water Rights Settlement Act - Chapter 122 (S.B. 1308) - Appropriates \$1,500,000 from the state General Fund for payment of this state's contribution to the Salt River Community Trust Fund established by the Salt River Pima-Maricopa Indian Community Water Right Settlement Act of 1988, P.L. 100-512.

JLBC Analyst: Miller

Catherine Eden, Director (Tel. 542-1500)

GENERAL FUND	Fiscal 88 Actual	Fiscal 89 Estimate	Fiscal 90 Approved
FTE Positions	<u>109.0</u>	<u>110.0</u>	<u>114.0</u>
Personal Services	<u>2,666,400</u>	<u>3,007,000</u>	<u>3,146,000</u>
Employee Related Exp.	<u>498,700</u>	<u>665,100</u>	<u>580,600</u>
Prof. & Outside Services	14,800	37,000	38,500
Travel - State	6,700	16,600	19,400
Travel - Out of State	3,000	4,200	4,300
Other Operating Exp.	333,100	342,500	361,500
Equipment	<u>18,400</u>	<u>29,500</u>	<u>16,800</u>
All Other Operating Exp.	<u>376,000</u>	<u>429,800</u>	<u>440,500</u>
OPERATION SUB-TOTAL	3,541,100	4,101,900	4,167,100
Special Recruitment	<u>23,800</u>	<u>38,500</u>	<u>38,500</u>
TOTAL APPROPRIATIONS	<u>3,564,900</u>	<u>4,140,400</u>	<u>4,205,600</u> ^{1/}

The approved amount includes \$38,800 in Personal Services and \$4,100 in Employee Related Expenditures for salary increases, and a decrease of \$83,600 in Employee Related Expenditures for the decreased retirement contribution.

Personal Services - The approved amount includes \$75,100 for 4 new FTE positions for the Employment Section. The new positions are: 2 - Personnel Analyst II, 1 - Information Processing Specialist, and 1 - Clerk Typist III.

All Other Operating - The approved amount includes \$7,300 for operating expenses and equipment for the new positions.

^{1/} Represents General Appropriation Act funds. Appropriated as a modified lump sum for the program. The line items within "All Other Operating Exp." are shown for information only.

JLBC Analyst: Miller

Catherine Eden, Director (Tel. 542-1500)

GENERAL FUND AND CORRECTIONS FUND	Fiscal 88 Actual	Fiscal 89 Estimate	Fiscal 90 Approved
FTE Positions	<u>243.8</u>	<u>252.3</u>	<u>263.3</u>
Personal Services	<u>4,595,800</u>	<u>4,471,000</u>	<u>4,986,800</u>
Employee Related Exp.	<u>1,135,800</u>	<u>1,351,100</u>	<u>1,248,400</u>
Prof. & Outside Services	90,500	19,500	20,300
Travel - State	119,300	95,000	115,700
Travel - Out of State	4,300	1,500	1,500
Other Operating Exp.	635,000	854,700	914,200
Equipment	<u>108,700</u>	<u>158,100</u>	<u>158,100</u>
All Other Operating Exp.	<u>957,800</u>	<u>1,128,800</u>	<u>1,209,800</u>
OPERATION SUB-TOTAL	6,689,400	6,950,900	7,445,000
Capital Planning & Review	88,700	-0-	-0-
Relocation	91,100	77,800	161,800
Utilities	3,499,200	4,227,700	4,396,800
DOC Building Program	<u>-0-</u>	<u>344,400</u>	<u>-0-</u>
TOTAL APPROPRIATIONS	<u>10,368,400</u>	<u>11,600,800</u>	<u>12,003,600</u>
<u>Fund Summary</u>			
General Fund	10,368,400	11,256,400	11,665,900
Corrections Fund	<u>-0-</u>	<u>344,400</u>	<u>337,700</u>
TOTAL APPROPRIATIONS	<u>10,368,400</u>	<u>11,600,800</u>	<u>12,003,600</u> ^{1/}

The approved amount includes \$61,600 in Personal Services and \$8,100 in Employee Related Expenditures for salary increases, and a decrease of \$132,500 in Employee Related Expenditures for the decreased retirement contribution.

Personal Services - The approved amount includes \$247,600 and 11 FTE positions to continue support of the current prison construction program. The additional positions are to provide procurement support and claims processing support.

All Other Operating - The approved amount includes \$25,300 for operating expenses for the 11 FTE positions.

^{1/} Represents General Appropriation Act funds. Appropriated as a modified lump sum for the program. The line items within "All Other Operating Exp." are shown for information only.

JLBC Analyst: Bellgardt

Brenda Smith, Director (Tel. 255-3711)

GENERAL FUND	Fiscal 88 Actual	Fiscal 89 Estimate	Fiscal 90 Approved
FTE Positions	<u>5.0</u>	<u>5.0</u>	<u>5.0</u>
Personal Services	<u>132,300</u>	<u>149,100</u>	<u>151,000</u>
Employee Related Exp.	<u>18,800</u>	<u>32,700</u>	<u>28,300</u>
Travel - State	2,800	3,000	13,300
Other Operating Exp.	37,200	11,700	29,000
Equipment	-0-	-0-	800
All Other Operating Exp.	<u>40,000</u>	<u>14,700</u>	<u>43,100</u>
TOTAL APPROPRIATIONS	<u>191,100</u>	<u>196,500</u>	<u>222,400</u> ^{1/}

The approved amount includes \$1,900 in Personal Services and \$200 in Employee Related Expenditures for salary increases, and a decrease of \$4,000 in Employee Related Expenditures for the decreased retirement contribution.

Travel - State - The approved amount includes funding to provide travel reimbursement for members of the newly created Affirmative Action Advisory Board and the newly created Minority and Women Business and Economic Development Advisory Board.

Other Operating Expenditures - The approved amount includes funding to update the State Affirmative Action Guidelines.

^{1/} Represents General Appropriation Act funds. Appropriated as a modified lump sum for the agency. The line items within "All Other Operating Exp." are shown for information only.

JLBC Analyst: Miller

Honorable Robert K. Corbin, Attorney General (Tel. 255-4266)

GENERAL FUND	Fiscal 88 Actual	Fiscal 89 Estimate	Fiscal 90 Approved
<u>Program Summary</u>			
Administration	3,631,900	3,326,700	2,831,800
Organized Crime	2,598,000	2,600,800	2,464,200
Civil	3,255,100	4,135,200	3,927,200
Civil Rights	462,200	565,450	577,200
Financial Fraud	1,434,300	2,097,300	2,026,100
Solicitor General	220,600	269,800	254,200
Antitrust	281,900	312,500	293,800
Criminal	1,606,600	1,791,100	2,062,600
Special Investigations	1,923,100	2,107,300	2,203,500
Tax	884,800	1,286,100	1,173,600
TOTAL APPROPRIATIONS	<u>16,298,500</u>	<u>18,492,250</u>	<u>17,814,200</u>
<u>Expenditure Detail</u>			
FTE Positions	<u>310.0</u>	<u>314.0</u>	<u>322.0</u>
Personal Services	<u>10,647,800</u>	<u>11,939,400</u>	<u>-0-</u>
Employee Related Exp.	<u>1,733,300</u>	<u>2,349,200</u>	<u>-0-</u>
Prof. & Outside Services	82,200	66,800	-0-
Travel - State	128,200	127,300	-0-
Travel - Out of State	24,400	38,300	-0-
Other Operating Exp.	2,200,300	1,418,600	-0-
Equipment	87,700	309,900	-0-
All Other Operating Exp.	<u>2,522,800</u>	<u>1,960,900</u>	<u>-0-</u>
OPERATION SUB-TOTAL	14,903,900	16,249,500	-0-
Special Line Items	1,394,600	2,242,750	-0-
Lump Sum	<u>-0-</u>	<u>-0-</u>	<u>17,814,200</u>
TOTAL APPROPRIATIONS	<u>16,298,500</u>	<u>18,492,250</u>	<u>17,814,200</u> ^{1/2/}

(Continued)

^{1/} It is the intent of the Legislature that the \$17,835,200 appropriated to the Attorney General - Department of Law be expended in accordance with the program detail, as shown in the fiscal year 1989-1990 Appropriations Report prepared by the Joint Legislative Budget Committee Staff. Any deviations from the Appropriations Report detail shall be reported monthly by the agency to the Appropriations Committees Chairman and the members of the appropriate subcommittees and the Staff Director of the Joint Legislative Budget Committee. The appropriated amount has been adjusted to reflect changes resulting from allocations for salary increases and state retirement contributions.

(Footnotes Continued on Following Page)

ATTORNEY GENERAL - DEPARTMENT OF LAW - SUMMARY (Cont'd)
GENERAL FUND

The approved amount includes \$167,200 in Personal Services and \$16,700 in Employee Related Expenditures for salary increases, and a decrease of \$359,800 in Employee Related Expenditures for the decreased retirement contribution.

(Footnotes Continued From Previous Page)

2/ Represents General Appropriation Act funds. Appropriated as a lump sum for the agency. The amounts for individual programs are shown for information only.

JLBC Analyst: Miller

Honorable Robert K. Corbin, Attorney General (Tel. 255-4266)

GENERAL FUND	Fiscal 88 Actual	Fiscal 89 Estimate	Fiscal 90 Approved
FTE Positions	<u>43.0</u>	<u>43.0</u>	<u>41.0</u>
Personal Services	<u>1,309,500</u>	<u>1,538,000</u>	<u>-0-</u>
Employee Related Exp.	<u>213,100</u>	<u>291,800</u>	<u>-0-</u>
Prof. & Outside Services	9,500	6,200	-0-
Travel - State	3,300	2,800	-0-
Travel - Out of State	6,900	5,200	-0-
Other Operating Exp.	1,602,800	854,300	-0-
Equipment	<u>2,100</u>	<u>107,600</u>	<u>-0-</u>
All Other Operating Exp.	<u>1,624,600</u>	<u>976,100</u>	<u>-0-</u>
OPERATION SUB-TOTAL	3,147,200	2,805,900	-0-
Library Acquisitions	41,700	75,800	-0-
Outside Litigation	127,100	60,000	-0-
Elderly Abuse Project	-0-	42,200	-0-
Special Litigation	-0-	342,800	-0-
AHCCCS Lawsuit	315,900	-0-	-0-
Lump Sum	<u>-0-</u>	<u>-0-</u>	<u>2,831,800</u>
TOTAL APPROPRIATIONS	<u>3,631,900</u>	<u>3,326,700</u>	<u>2,831,800</u> ^{1/}

The approved amount includes \$16,800 in Personal Services and \$1,600 in Employee Related Expenditures for salary increases, and a decrease of \$36,100 in Employee Related Expenditures for the decreased retirement contribution.

^{1/} It is the intent of the Legislature that the \$17,835,200 appropriated to the Attorney General - Department of Law be expended in accordance with the program detail, as shown in the fiscal year 1989-1990 Appropriations Report prepared by the Joint Legislative Budget Committee Staff. Any deviations from the Appropriations Report detail shall be reported monthly by the agency to the Appropriations Committees Chairman and the members of the appropriate subcommittees and the Staff Director of the Joint Legislative Budget Committee.

JLBC Analyst: Miller

Honorable Robert K. Corbin, Attorney General (Tel. 255-4266)

GENERAL FUND	Fiscal 88 Actual	Fiscal 89 Estimate	Fiscal 90 Approved
FTE Positions	<u>47.0</u>	<u>39.0</u>	<u>38.0</u>
Personal Services	<u>1,881,900</u>	<u>1,618,100</u>	<u>-0-</u>
Employee Related Exp.	<u>290,400</u>	<u>301,700</u>	<u>-0-</u>
Prof. & Outside Services	12,300	16,600	-0-
Travel - State	3,000	4,400	-0-
Travel - Out of State	2,500	8,400	-0-
Other Operating Exp.	95,800	71,200	-0-
Equipment	<u>-0-</u>	<u>12,000</u>	<u>-0-</u>
All Other Operating Exp.	<u>113,600</u>	<u>112,600</u>	<u>-0-</u>
OPERATION SUB-TOTAL	<u>2,285,900</u>	<u>2,032,400</u>	<u>-0-</u>
Environmental Quality	312,100	343,400	-0-
AHCCCS Fraud Unit	-0-	225,000	-0-
Lump Sum	<u>-0-</u>	<u>-0-</u>	<u>2,464,200</u>
TOTAL APPROPRIATIONS	<u>2,598,000</u>	<u>2,600,800</u>	<u>2,464,200</u> ^{1/}

The approved amount includes \$23,200 in Personal Services and \$2,300 in Employee Related Expenditures for salary increases, and a decrease of \$50,000 in Employee Related Expenditures for the decreased retirement contribution.

^{1/} It is the intent of the Legislature that the \$17,835,200 appropriated to the Attorney General - Department of Law be expended in accordance with the program detail, as shown in the fiscal year 1989-1990 Appropriations Report prepared by the Joint Legislative Budget Committee Staff. Any deviations from the Appropriations Report detail shall be reported monthly by the agency to the Appropriations Committees Chairman and the members of the appropriate subcommittees and the Staff Director of the Joint Legislative Budget Committee.

JLBC Analyst: Miller

Honorable Robert K. Corbin, Attorney General (Tel. 255-4266)

GENERAL FUND	Fiscal 88 Actual	Fiscal 89 Estimate	Fiscal 90 Approved
FTE Positions	<u>61.0</u>	<u>61.0</u>	<u>61.0</u>
Personal Services	<u>2,164,300</u>	<u>2,391,100</u>	<u>-0-</u>
Employee Related Exp.	<u>339,800</u>	<u>461,000</u>	<u>-0-</u>
Prof. & Outside Services	22,700	9,000	-0-
Travel - State	3,000	4,100	-0-
Travel - Out of State	2,500	4,000	-0-
Other Operating Exp.	124,200	126,800	-0-
Equipment	<u>800</u>	<u>44,900</u>	<u>-0-</u>
All Other Operating Exp.	<u>153,200</u>	<u>188,800</u>	<u>-0-</u>
OPERATION SUB-TOTAL	2,657,300	3,040,900	-0-
Environmental Quality	236,600	276,600	-0-
Water Litigation Expenses	361,200	817,700	-0-
Lump Sum	<u>-0-</u>	<u>-0-</u>	<u>3,927,200</u>
TOTAL APPROPRIATIONS	<u>3,255,100</u>	<u>4,135,200</u>	<u>3,927,200</u> ^{1/}

The approved amount includes \$40,700 in Personal Services and \$4,100 in Employee Related Expenditures for salary increases, and a decrease of \$87,600 in Employee Related Expenditures for the decreased retirement contribution.

^{1/} It is the intent of the Legislature that the \$17,835,200 appropriated to the Attorney General - Department of Law be expended in accordance with the program detail, as shown in the fiscal year 1989-1990 Appropriations Report prepared by the Joint Legislative Budget Committee Staff. Any deviations from the Appropriations Report detail shall be reported monthly by the agency to the Appropriations Committees Chairman and the members of the appropriate subcommittees and the Staff Director of the Joint Legislative Budget Committee.

JLBC Analyst: Miller

Honorable Robert K. Corbin, Attorney General (Tel. 255-4266)

GENERAL FUND	Fiscal 88 Actual	Fiscal 89 Estimate	Fiscal 90 Approved
FTE Positions	<u>12.0</u>	<u>12.0</u>	<u>12.0</u>
Personal Services	<u>357,300</u>	<u>398,400</u>	<u>-0-</u>
Employee Related Exp.	<u>58,800</u>	<u>78,400</u>	<u>-0-</u>
Prof. & Outside Services	400	1,000	-0-
Travel - State	2,700	6,900	-0-
Travel - Out of State	-0-	1,000	-0-
Other Operating Exp.	42,600	20,500	-0-
Equipment	<u>400</u>	<u>-0-</u>	<u>-0-</u>
All Other Operating Exp.	<u>46,100</u>	<u>29,400</u>	<u>-0-</u>
OPERATION SUB-TOTAL	<u>462,200</u>	<u>506,200</u>	<u>-0-</u>
Fair Housing	-0-	59,250	-0-
Lump Sum	<u>-0-</u>	<u>-0-</u>	<u>577,200</u>
TOTAL APPROPRIATIONS	<u>462,200</u>	<u>565,450</u>	<u>577,200</u> ^{1/}

The approved amount includes \$5,800 in Personal Services and \$600 in Employee Related Expenditures for salary increases, and a decrease of \$12,500 in Employee Related Expenditures for the decreased retirement contribution.

^{1/} It is the intent of the Legislature that the \$17,835,200 appropriated to the Attorney General - Department of Law be expended in accordance with the program detail, as shown in the fiscal year 1989-1990 Appropriations Report prepared by the Joint Legislative Budget Committee Staff. Any deviations from the Appropriations Report detail shall be reported monthly by the agency to the Appropriations Committees Chairman and the members of the appropriate subcommittees and the Staff Director of the Joint Legislative Budget Committee.

JLBC Analyst: Miller

Honorable Robert K. Corbin, Attorney General (Tel. 255-4266)

GENERAL FUND	Fiscal 88 Actual	Fiscal 89 Estimate	Fiscal 90 Approved
FTE Positions	<u>34.0</u>	<u>42.0</u>	<u>43.0</u>
Personal Services	<u>1,146,300</u>	<u>1,619,700</u>	<u>-0-</u>
Employee Related Exp.	<u>192,200</u>	<u>325,200</u>	<u>-0-</u>
Prof. & Outside Services	7,500	11,200	-0-
Travel - State	1,500	1,600	-0-
Travel - Out of State	1,200	2,400	-0-
Other Operating Exp.	81,900	121,700	-0-
Equipment	<u>3,700</u>	<u>15,500</u>	<u>-0-</u>
All Other Operating Exp.	<u>95,800</u>	<u>152,400</u>	<u>-0-</u>
OPERATION SUB-TOTAL	1,434,300	2,097,300	-0-
Lump Sum	<u>-0-</u>	<u>-0-</u>	<u>2,026,100</u>
TOTAL APPROPRIATIONS	<u>1,434,300</u>	<u>2,097,300</u>	<u>2,026,100</u> ^{1/}

The approved amount includes \$20,700 in Personal Services and \$2,000 in Employee Related Expenditures for salary increases, and a decrease of \$44,600 in Employee Related Expenditures for the decreased retirement contribution.

^{1/} It is the intent of the Legislature that the \$17,835,200 appropriated to the Attorney General - Department of Law be expended in accordance with the program detail, as shown in the fiscal year 1989-1990 Appropriations Report prepared by the Joint Legislative Budget Committee Staff. Any deviations from the Appropriations Report detail shall be reported monthly by the agency to the Appropriations Committees Chairman and the members of the appropriate subcommittees and the Staff Director of the Joint Legislative Budget Committee.

JLBC Analyst: Miller

Honorable Robert K. Corbin, Attorney General (Tel. 255-4266)

GENERAL FUND	Fiscal 88 Actual	Fiscal 89 Estimate	Fiscal 90 Approved
FTE Positions	<u>4.0</u>	<u>4.0</u>	<u>4.0</u>
Personal Services	<u>181,100</u>	<u>215,500</u>	<u>-0-</u>
Employee Related Exp.	<u>27,200</u>	<u>37,800</u>	<u>-0-</u>
Prof. & Outside Services	-0-	700	-0-
Travel - State	400	300	-0-
Travel - Out of State	1,800	3,000	-0-
Other Operating Exp.	10,100	10,100	-0-
Equipment	-0-	2,400	-0-
All Other Operating Exp.	<u>12,300</u>	<u>16,500</u>	<u>-0-</u>
OPERATION SUB-TOTAL	220,600	269,800	-0-
Lump Sum	<u>-0-</u>	<u>-0-</u>	<u>254,200</u>
TOTAL APPROPRIATIONS	<u>220,600</u>	<u>269,800</u>	<u>254,200</u> ^{1/}

The approved amount includes \$2,700 in Personal Services and \$200 in Employee Related Expenditures for salary increases, and a decrease of \$5,800 in Employee Related Expenditures for the decreased retirement contribution.

^{1/} It is the intent of the Legislature that the \$17,835,200 appropriated to the Attorney General - Department of Law be expended in accordance with the program detail, as shown in the fiscal year 1989-1990 Appropriations Report prepared by the Joint Legislative Budget Committee Staff. Any deviations from the Appropriations Report detail shall be reported monthly by the agency to the Appropriations Committees Chairman and the members of the appropriate subcommittees and the Staff Director of the Joint Legislative Budget Committee.

JLBC Analyst: Miller

Honorable Robert K. Corbin, Attorney General (Tel. 255-4266)

GENERAL FUND	Fiscal 88 Actual	Fiscal 89 Estimate	Fiscal 90 Approved
FTE Positions	<u>5.0</u>	<u>5.0</u>	<u>5.0</u>
Personal Services	<u>244,800</u>	<u>264,600</u>	<u>-0-</u>
Employee Related Exp.	<u>37,100</u>	<u>47,900</u>	<u>-0-</u>
OPERATION SUB-TOTAL	281,900	312,500	-0-
Lump Sum	<u>-0-</u>	<u>-0-</u>	<u>293,800</u>
TOTAL APPROPRIATIONS	<u>281,900</u>	<u>312,500</u>	<u>293,800</u> ^{1/}

The approved amount includes \$3,300 in Personal Services and \$300 in Employee Related Expenditures for salary increases, and a decrease of \$7,100 in Employee Related Expenditures for the decreased retirement contribution.

^{1/} It is the intent of the Legislature that the \$17,835,200 appropriated to the Attorney General - Department of Law be expended in accordance with the program detail, as shown in the fiscal year 1989-1990 Appropriations Report prepared by the Joint Legislative Budget Committee Staff. Any deviations from the Appropriations Report detail shall be reported monthly by the agency to the Appropriations Committees Chairman and the members of the appropriate subcommittees and the Staff Director of the Joint Legislative Budget Committee.

JLBC Analyst: Miller

Honorable Robert K. Corbin, Attorney General (Tel. 255-4266)

GENERAL FUND	Fiscal 88 Actual	Fiscal 89 Estimate	Fiscal 90 Approved
FTE Positions	<u>32.0</u>	<u>32.0</u>	<u>40.0</u>
Personal Services	<u>1,308,800</u>	<u>1,398,300</u>	<u>-0-</u>
Employee Related Exp.	<u>208,700</u>	<u>275,100</u>	<u>-0-</u>
Prof. & Outside Services	3,400	8,400	-0-
Travel - State	2,900	8,900	-0-
Travel - Out of State	7,000	9,200	-0-
Other Operating Exp.	74,900	65,500	-0-
Equipment	900	25,700	-0-
All Other Operating Exp.	<u>89,100</u>	<u>117,700</u>	<u>-0-</u>
OPERATION SUB-TOTAL	<u>1,606,600</u>	<u>1,791,100</u>	<u>-0-</u>
Lump Sum	<u>-0-</u>	<u>-0-</u>	<u>2,062,600</u>
TOTAL APPROPRIATIONS	<u>1,606,600</u>	<u>1,791,100</u>	<u>2,062,600</u> ^{1/}

The approved amount includes \$21,100 in Personal Services and \$2,000 in Employee Related Expenditures for salary increases, and a decrease of \$45,300 in Employee Related Expenditures for the decreased retirement contribution.

^{1/} It is the intent of the Legislature that the \$17,835,200 appropriated to the Attorney General - Department of Law be expended in accordance with the program detail, as shown in the fiscal year 1989-1990 Appropriations Report prepared by the Joint Legislative Budget Committee Staff. Any deviations from the Appropriations Report detail shall be reported monthly by the agency to the Appropriations Committees Chairman and the members of the appropriate subcommittees and the Staff Director of the Joint Legislative Budget Committee.

JLBC Analyst: Miller

Honorable Robert K. Corbin, Attorney General (Tel. 255-4266)

GENERAL FUND	Fiscal 88 Actual	Fiscal 89 Estimate	Fiscal 90 Approved
FTE Positions	<u>52.0</u>	<u>52.0</u>	<u>54.0</u>
Personal Services	<u>1,334,700</u>	<u>1,531,600</u>	<u>-0-</u>
Employee Related Exp.	<u>254,500</u>	<u>346,400</u>	<u>-0-</u>
Prof. & Outside Services	21,100	700	-0-
Travel - State	109,100	97,600	-0-
Travel - Out of State	1,900	2,400	-0-
Other Operating Exp.	127,800	97,700	-0-
Equipment	<u>74,000</u>	<u>30,900</u>	<u>-0-</u>
All Other Operating Exp.	<u>333,900</u>	<u>229,300</u>	<u>-0-</u>
OPERATION SUB-TOTAL	1,923,100	2,107,300	-0-
Elderly Abuse Project	-0-	-0-	-0- ^{1/}
Lump Sum	<u>-0-</u>	<u>-0-</u>	<u>2,203,500</u>
TOTAL APPROPRIATIONS	<u>1,923,100</u>	<u>2,107,300</u>	<u>2,203,500</u> ^{2/}

The approved amount includes \$20,800 in Personal Services and \$2,400 in Employee Related Expenditures for salary increases, and a decrease of \$44,800 in Employee Related Expenditures for the decreased retirement contribution.

- ^{1/} The Elderly Abuse Project was transferred from the Administration Division.
- ^{2/} It is the intent of the Legislature that the \$17,835,200 appropriated to the Attorney General - Department of Law be expended in accordance with the program detail, as shown in the fiscal year 1989-1990 Appropriations Report prepared by the Joint Legislative Budget Committee Staff. Any deviations from the Appropriations Report detail shall be reported monthly by the agency to the Appropriations Committees Chairman and the members of the appropriate subcommittees and the Staff Director of the Joint Legislative Budget Committee.

JLBC Analyst: Miller

Honorable Robert K. Corbin, Attorney General (Tel. 255-4266)

GENERAL FUND	Fiscal 88 Actual	Fiscal 89 Estimate	Fiscal 90 Approved
FTE Positions	<u>20.0</u>	<u>24.0</u>	<u>24.0</u>
Personal Services	<u>719,100</u>	<u>964,100</u>	<u>-0-</u>
Employee Related Exp.	<u>111,500</u>	<u>183,900</u>	<u>-0-</u>
Prof. & Outside Services	5,300	13,000	-0-
Travel - State	2,300	700	-0-
Travel - Out of State	600	2,700	-0-
Other Operating Exp.	40,200	50,800	-0-
Equipment	<u>5,800</u>	<u>70,900</u>	<u>-0-</u>
All Other Operating Exp.	<u>54,200</u>	<u>138,100</u>	<u>-0-</u>
OPERATION SUB-TOTAL	884,800	1,286,100	-0-
Lump Sum	<u>-0-</u>	<u>-0-</u>	<u>1,173,600</u>
TOTAL APPROPRIATIONS	<u>884,800</u>	<u>1,286,100</u>	<u>1,173,600</u> ^{1/}

The approved amount includes \$12,100 in Personal Services and \$1,200 in Employee Related Expenditures for salary increases, and a decrease of \$26,000 in Employee Related Expenditures for the decreased retirement contribution.

^{1/} It is the intent of the Legislature that the \$17,835,200 appropriated to the Attorney General - Department of Law be expended in accordance with the program detail, as shown in the fiscal year 1989-1990 Appropriations Report prepared by the Joint Legislative Budget Committee Staff. Any deviations from the Appropriations Report detail shall be reported monthly by the agency to the Appropriations Committees Chairman and the members of the appropriate subcommittees and the Staff Director of the Joint Legislative Budget Committee.

JLBC Analyst: Bellgardt

Gary D. Montgomery, Executive Director (Tel. 252-6771)

ARIZONA COLISEUM AND EXPOSITION CENTER BOARD FUND	Fiscal 88 Actual	Fiscal 89 Estimate	Fiscal 90 Approved
FTE Positions	<u>238.0</u>	<u>254.0</u>	<u>254.0</u>
Personal Services	<u>3,762,000</u>	<u>3,855,300</u>	<u>4,056,900</u>
Employee Related Exp.	<u>624,700</u>	<u>777,100</u>	<u>896,600</u>
Prof. & Outside Services	1,429,800	1,250,800	1,460,000
Travel - State	8,500	8,900	9,100
Travel - Out of State	18,300	13,100	19,300
Other Operating Exp.	2,834,700	2,635,000	3,188,200
Equipment	<u>58,000</u>	<u>-0-</u>	<u>-0-</u>
All Other Operating Exp.	<u>4,349,300</u>	<u>3,907,800</u>	<u>4,676,600</u>
OPERATION SUB-TOTAL	8,736,000	8,540,200	9,630,100
Bond Interest Payment	108,600	120,800	100,000
Bond Retirement	161,200	340,000	360,000
Capital Outlay	<u>137,500</u>	<u>214,200</u>	<u>214,200</u>
TOTAL APPROPRIATIONS	<u>9,143,300</u>	<u>9,215,200</u>	<u>10,304,300</u> ^{1/}

A.R.S. § 3-1005 states "monies received by the Board...shall be under full control and jurisdiction of the Board." The appropriation for the Coliseum and Exposition Center is, then, 100% of its collections, and the amounts shown are estimates which are shown for information only.

CAPITAL OUTLAY

Capital Outlay Bill - Chapter 302 (S.B. 1468) - The Capital Outlay Bill appropriates \$389,000 from the Coliseum and Exposition Center Fund to the Department of Administration for the maintenance and repair of state buildings owned by the Coliseum.

ADDITIONAL LEGISLATION

Transfer of Funds - Chapter 4 (H.B. 2269) - Transfers \$1,000,000 from the Coliseum and Exposition Center Fund to the State General Fund for the purpose of providing adequate support and maintenance for agencies of the state.

(Continued)

^{1/} All collections paid into the State Treasury are appropriated for Personal Services, Employee Related Expenditures, and All Other Operating Expenditures.

ARIZONA COLISEUM AND EXPOSITION CENTER (Cont'd)
ARIZONA COLISEUM AND
EXPOSITION CENTER BOARD FUND

Administrative Powers and Duties - Chapter 187 (S.B. 1022) - Enables the Coliseum and Exposition Center Board to delegate administrative functions to the Executive Director, and allows the Executive Director to appoint a Deputy Director to perform those functions as necessary.

DEPARTMENT OF COMMERCE

A.R.S. 41-1501

JLBC Analyst: Bellgardt

David Jankofsky, Director (Tel. 255-5371)

GENERAL FUND AND OTHER APPROPRIATED FUNDS	Fiscal 88 Actual	Fiscal 89 Estimate	Fiscal 90 Approved
FTE Positions	<u>42.0</u>	<u>43.0</u>	<u>44.0</u>
Personal Services	<u>1,229,100</u>	<u>1,274,100</u>	<u>1,381,200</u>
Employee Related Exp.	<u>217,300</u>	<u>266,300</u>	<u>284,300</u>
Prof. & Outside Services	15,100	14,700	15,300
Travel - State	49,400	59,300	73,500
Travel - Out of State	60,900	51,400	54,800
Other Operating Exp.	418,600	289,200	319,300
Equipment	-0-	25,000	2,300
All Other Operating Exp.	<u>544,000</u>	<u>439,600</u>	<u>465,200</u>
OPERATION SUB-TOTAL	1,990,400	1,980,000	2,130,700
ADOT Mapping	10,000	-0-	-0-
Econ. Devel. Match. Funds	100,000	100,000	104,000 ^{1/}
Supercond. Super Collider	1,166,000	-0-	-0-
Advertising and Promotion	197,700	184,900	335,600
Pacific Rim Demo. Office	99,800	142,900	140,900
Rural Community Development	592,700	619,600	655,300 ^{2/}
Motion Picture Board	24,800	25,000	25,000
Solar Projects	<u>82,200</u>	<u>98,500</u>	<u>81,300</u>
TOTAL	4,263,600	3,150,900	3,472,800 ^{3/4/5/}
Additional Appropriations - 39th Leg., 1st Reg. Session			
INFAC Program, Ch. 1	--	--	750,000
Economic Development, Ch. 203	--	--	800,000
Commerce and Ecn. Dvlpmt. Comm., Ch. 203	--	200,000	--
Financial Asst. Admin., Ch. 203	--	--	120,000
Oil Overcharge Admin., Ch. 313	--	--	120,000
TOTAL APPROPRIATIONS	<u>4,263,600</u>	<u>3,350,900</u>	<u>5,262,800</u>
<u>Fund Summary</u>			
General Fund	4,215,700	3,096,900	4,166,700
Bond Fund	47,900	54,000	56,100
Commerce & Ecn. Dvlpmt.			
Comm. Fund	-0-	-0-	920,000
Lottery Fund	-0-	200,000	-0-
Oil Overcharge Fund	-0-	-0-	120,000
TOTAL APPROPRIATIONS	<u>4,263,600</u>	<u>3,350,900</u>	<u>5,262,800</u>

(Continued)

(See Footnotes on Following Page)

DEPARTMENT OF COMMERCE (Cont'd)
GENERAL FUND AND OTHER APPROPRIATED FUNDS

The approved amount includes \$17,000 in Personal Services and \$1,800 in Employee Related Expenditures for salary increases, and a decrease of \$36,600 in Employee Related Expenditures for the decreased retirement contribution.

Personal Services - The approved amount includes funding for 1 new FTE position to establish a State Office of Housing Development in accordance with Laws 1988, Chapters 265 and 351. In addition, the approved amount includes a 3% vacancy factor.

Advertising and Promotion - The approved amount includes additional funding for the promotion of Arizona as a business location.

Pacific Rim Demonstration Office - The approved amount includes additional funding to adjust for the decreasing value of the U.S. Dollar relative to the value of the New Taiwan Dollar. In addition, the approved amount includes a decrease to adjust for one-time costs associated with a study of the Office, for which funding was authorized in FY 1989.

Rural Community Development - The approved amount includes \$3,900 in Personal Services and \$400 in Employee Related Expenditures for salary increases, and a decrease of \$8,500 in Employee Related Expenditures for the decrease in retirement contribution.

Solar Projects - The approved amount includes a 17.5% decrease in funding for Solar Projects.

(Continued)

- 1/ The \$104,000 appropriated for Development Matching Funds shall be matched by federal and local funds to promote economic development projects throughout the state.
- 2/ Of the \$655,300 appropriated for Rural Community Development, funding is included for 10.5 FTE positions, of which 2.0 FTE and related costs are for the Main Street program.
- 3/ Of the \$3,472,800 total appropriation, the sum of \$329,000 plus any related salary adjustments, is for the exclusive use of the Motion Picture Section and shall be matched in an equal amount by industry.
- 4/ Of the \$3,472,800 total appropriation, the sum of \$284,200, plus any related salary adjustments, is for the primary use of Solar Energy Development.
- 5/ Represents General Appropriation Act funds. Appropriated as a modified lump sum for the agency. The line items within "All Other Operating Exp." are shown for information only.

DEPARTMENT OF COMMERCE (Cont'd)
GENERAL FUND AND BOND FUND

ADDITIONAL APPROPRIATIONS

INFAC Program --Chapter 1 (S.B. 1097) -- Appropriates \$750,000 from the General Fund to the Department of Commerce, for distribution to Arizona State University for the Instrumented Factory for Precision Gears (INFAC) program. This appropriation is provided to aid in the growth and development of the economy, however, it does not become effective unless Arizona State University is selected to operate the INFAC program and receives funding from the U.S. Defense Logistics Agency. In addition, this appropriation is exempt from the provisions of A.R.S. § 35-190 relating to lapsing of appropriations.

Economic Development - Chapter 203 (S.B. 1397) - Establishes 2 special instant lottery games and a Commerce and Economic Development Commission Fund. From the revenues received as a result of the special games, not less than 32.5% is to be deposited in the Commerce and Economic Development Fund for the purpose of promoting economic development. Of the amount deposited in the Commerce and Economic Development Commission Fund, the sum of \$800,000 is appropriated to the Department of Commerce for the following purposes:

- o \$616,200 is appropriated for the Arizona Awareness Campaign to promote business development in Arizona.
- o \$100,000 is appropriated for an Office of Sports Promotion to recruit and retain major league franchises and other sports programs in Arizona.
- o \$83,800 is appropriated for clerical and policy development staff to support economic development in Arizona.

Commerce and Economic Development Commission - Chapter 203 (S.B. 1397)- Establishes a Commerce and Economic Development Commission to develop policies, plans and recommendations for the Department of Commerce. From the monies remaining in the Lottery Fund after authorized appropriations and deposits are made, \$200,000 is appropriated to the Commerce and Economic Development Commission for the purpose of implementing this act.

Financial Assistance Administration - Chapter 203 (S.B. 1397) - Appropriates 2% of monies in the Commerce and Economic Development Commission Fund, not to exceed \$120,000, to the Department of Commerce for the purpose of administering financial assistance programs.

Oil Overcharge Administration - Chapter 313 (H.B. 2213) - Appropriates \$120,000 from the Oil Overcharge Fund to the Department of Commerce for costs associated with the administration of the oil overcharge restitution loan and grant programs.

ADDITIONAL LEGISLATION

Registry of Mortgage Revenue Bonds - Chapter 155 (S.B. 1347) - Increases the non-refundable registry fee for the confirmation of mortgage revenue bond projects from \$200 per \$1,000,000 in bonds to \$320 per \$1,000,000 in bonds.

Transfer of Funds - Chapter 4 (H.B. 2269) - Transfers \$70,000 from the Department of Commerce Bond Fund to the State General Fund for the purpose of providing adequate support and maintenance for agencies of the state.

JLBC Analyst: Miller

Bill McDonald, Administrative Director (Tel. 255-4359)

GENERAL FUND/ CORRECTIONS FUND	Fiscal 88 Actual	Fiscal 89 Estimate	Fiscal 90 Approved
<u>Program Summary</u>			
Supreme Court	4,140,800	4,311,100	4,412,000
Foster Care Review Board	<u>762,800</u>	<u>799,300</u>	<u>829,900</u>
TOTAL APPROPRIATIONS	<u>4,903,600</u>	<u>5,110,400</u>	<u>5,241,900</u>
<u>Expenditure Detail</u>			
FTE Positions	<u>99.3</u>	<u>101.3</u>	<u>103.3</u>
Personal Services	<u>3,011,400</u>	<u>3,246,800</u>	<u>3,382,300</u>
Employee Related Exp.	<u>463,700</u>	<u>605,900</u>	<u>532,800</u>
Prof. & Outside Services	28,400	34,500	19,500
Travel - State	85,000	129,600	123,900
Other Operating Exp.	910,400	799,400	891,900
Equipment	<u>71,600</u>	<u>21,000</u>	<u>17,300</u>
All Other Operating Exp.	<u>1,095,400</u>	<u>984,500</u>	<u>1,052,600</u>
OPERATION SUB-TOTAL	4,570,500	4,837,200	4,967,700
Special Line Items ^{1/}	<u>333,100</u>	<u>273,200</u>	<u>274,200</u>
TOTAL APPROPRIATIONS	<u>4,903,600</u>	<u>5,110,400</u>	<u>5,241,900</u>
<u>Fund Summary</u>			
General Fund	4,778,600	5,110,400	5,241,900
Corrections Fund	<u>125,000</u>	<u>-0-</u>	<u>-0-</u>
TOTAL APPROPRIATIONS	<u>4,903,600</u>	<u>5,110,400</u>	<u>5,241,900</u> ^{2/}

The approved amount includes \$36,500 in Personal Services and \$3,100 in Employee Related Expenditures for salary increases, and a decrease of \$78,700 in Employee Related Expenditures for the decreased retirement contribution.

^{1/} Details for the Special Line Items are included on the individual program pages.

^{2/} Represents General Appropriation Act funds. Appropriated as a lump sum for the program, with special line items. The line items within the "Operation Sub-Total" are shown for information only.

JLBC Analyst: Miller

Bill McDonald, Administrative Director (Tel. 255-4359)

GENERAL FUND\ CORRECTIONS FUND	Fiscal 88 Actual	Fiscal 89 Estimate	Fiscal 90 Approved
FTE Positions	<u>78.3</u>	<u>80.3</u>	<u>82.3</u>
Personal Services	<u>2,573,400</u>	<u>2,776,400</u>	<u>2,904,500</u>
Employee Related Exp.	<u>371,300</u>	<u>492,600</u>	<u>420,500</u>
Prof. & Outside Services	13,700	30,000	15,000
Travel - State	39,300	77,800	70,600
Other Operating Exp.	754,300	643,800	710,900
Equipment	<u>55,700</u>	<u>17,300</u>	<u>16,300</u>
All Other Operating Exp.	<u>863,000</u>	<u>768,900</u>	<u>812,800</u>
OPERATION SUB-TOTAL	3,807,700	4,037,900	4,137,800
Judicial Assistance	40,800	40,800	40,800
Judicial Education	167,300	232,400	233,400
Drug Testing	<u>125,000</u>	<u>-0-</u>	<u>-0-</u>
TOTAL APPROPRIATIONS	<u>4,140,800</u>	<u>4,311,100</u>	<u>4,412,000</u>
<u>Fund Summary</u>			
General Fund	4,015,800	4,311,100	4,412,000
Corrections Fund	<u>125,000</u>	<u>-0-</u>	<u>-0-</u>
TOTAL APPROPRIATIONS	<u>4,140,800</u>	<u>4,311,100</u>	<u>4,412,000</u> ^{1/}

The approved amount includes \$30,600 in Personal Services and \$2,500 in Employee Related Expenditures for salary increases, and a decrease of \$66,000 in Employee Related Expenditures for the decreased retirement contribution.

Personal Services - The approved amount incorporates a vacancy factor of 1.5% against non-elected positions for a savings of \$36,700 and provides \$23,500 to annualize judges salaries. The appropriation also includes \$41,300 for eight months funding of a Deputy Clerk position and a Staff Attorney in the Clerks Office.

All Other Operating - The approved amount includes \$13,400 for operating expenses of the new positions.

^{1/} Represents General Appropriation Act funds. Appropriated as a lump sum for the program, with special line items. The line items within the "Operation Sub-Total" are shown for information only.

JLBC Analyst: Miller

Bill McDonald, Administrative Director (Tel. 255-4359)

GENERAL FUND	Fiscal 88 Actual	Fiscal 89 Estimate	Fiscal 90 Approved
FTE Positions	<u>21.0</u>	<u>21.0</u>	<u>21.0</u>
Personal Services	<u>438,000</u>	<u>470,400</u>	<u>477,800</u>
Employee Related Exp.	<u>92,400</u>	<u>113,300</u>	<u>112,300</u>
Prof. & Outside Services	14,700	4,500	4,500
Travel - State	45,700	51,800	53,300
Other Operating Exp.	156,100	155,600	181,000
Equipment	<u>15,900</u>	<u>3,700</u>	<u>1,000</u>
All Other Operating Exp.	<u>232,400</u>	<u>215,600</u>	<u>239,800</u>
TOTAL APPROPRIATIONS	<u>762,800</u>	<u>799,300</u>	<u>829,900</u> ^{1/}

The approved amount includes \$5,900 in Personal Services and \$600 in Employee Related Expenditures for salary increases, and a decrease of \$12,700 in Employee Related Expenditures for the decreased retirement contribution.

^{1/} Represents General Appropriation Act funds. Appropriated as a lump sum for the program. The line items are shown for information only.

JLBC Analyst: Miller

GENERAL FUND	Fiscal 88 Actual	Fiscal 89 Estimate	Fiscal 90 Approved
<u>Program Summary</u>			
Court of Appeals (Div. I)	3,860,500	3,863,200	4,784,900
Court of Appeals (Div. II)	<u>1,767,200</u>	<u>1,760,400</u>	<u>1,827,400</u>
TOTAL APPROPRIATIONS	<u>5,627,700</u>	<u>5,623,600</u>	<u>6,612,300</u>
<u>Expenditure Detail</u>			
FTE Positions	<u>112.5</u>	<u>112.5</u>	<u>132.5</u>
Personal Services	<u>4,237,000</u>	<u>4,450,000</u>	<u>5,172,800</u>
Employee Related Exp.	<u>512,700</u>	<u>652,300</u>	<u>548,400</u>
Prof. & Outside Services	9,200	3,000	3,100
Travel - State	47,000	58,000	69,500
Travel - Out of State	8,700	11,500	18,300
Other Operating Exp.	790,900	430,300	653,700
Equipment	<u>22,200</u>	<u>18,500</u>	<u>146,500</u>
All Other Operating Exp.	<u>878,000</u>	<u>521,300</u>	<u>891,100</u>
TOTAL APPROPRIATIONS	<u>5,627,700</u>	<u>5,623,600</u>	<u>6,612,300</u> ^{1/}

The approved amount includes \$45,600 in Personal Services and \$3,000 in Employee Related Expenditures for salary increases, and a decrease of \$98,100 in Employee Related Expenditures for the decreased retirement contribution.

^{1/} Represents General Appropriation Act funds. Appropriated as a lump sum for the program. The line items are shown for information only.

JLBC Analyst: Miller

Sarah Grant, Chief Judge (Tel. 255-5305)

GENERAL FUND	Fiscal 88 Actual	Fiscal 89 Estimate	Fiscal 90 Approved
FTE Positions	<u>80.5</u>	<u>80.5</u>	<u>100.5</u>
Personal Services	<u>2,979,300</u>	<u>3,126,000</u>	<u>3,781,900</u>
Employee Related Exp.	<u>365,900</u>	<u>459,600</u>	<u>360,200</u>
Prof. & Outside Services	-0-	-0-	1,000
Travel - State	26,100	34,100	42,100
Travel - Out of State	4,500	4,500	11,000
Other Operating Exp.	478,300	233,000	448,200
Equipment	<u>6,400</u>	<u>6,000</u>	<u>140,500</u>
All Other Operating Exp.	<u>515,300</u>	<u>277,600</u>	<u>642,800</u>
TOTAL APPROPRIATIONS	<u>3,860,500</u>	<u>3,863,200</u>	<u>4,784,900</u> ^{1/}

The approved amount includes \$34,500 in Personal Services and \$2,300 in Employee Related Expenditures for salary increases, and a decrease of \$74,200 in Employee Related Expenditures for the decreased retirement contribution.

Personal Services - The approved amount incorporates a 1% percent vacancy factor against non-elected positions for a savings of \$42,000, and includes \$60,500 to annualize judges salaries. The appropriation also includes \$564,900 for eight months funding of 20 FTE positions to implement the "fifth panel" for Division I of the Court of Appeals. The approved positions are: 3 Judges, 3 Judicial Secretaries, 6 Law Clerks, 3 Deputy Clerks, 3 Staff Attorneys, and 2 Staff Secretaries.

All Other Operating - The approved amount includes \$263,200 for operating expenses and equipment for the new panel and provides \$66,000 for the lease purchase of new computer equipment.

^{1/} Represents General Appropriation Act funds. Appropriated as a lump sum for the program. The line items are shown for information only.

JLBC Analyst: Miller

Michael Lacagnina, Chief Judge (Tel. 844-1255)

GENERAL FUND	Fiscal 88 Actual	Fiscal 89 Estimate	Fiscal 90 Approved
FTE Positions	<u>32.0</u>	<u>32.0</u>	<u>32.0</u>
Personal Services	<u>1,257,700</u>	<u>1,324,000</u>	<u>1,390,900</u>
Employee Related Exp.	<u>146,800</u>	<u>193,700</u>	<u>188,200</u>
Prof. & Outside Services	9,200	2,000	2,100
Travel - State	20,900	23,900	27,400
Travel - Out of State	4,200	7,000	7,300
Other Operating Exp.	312,600	197,300	205,500
Equipment	<u>15,800</u>	<u>12,500</u>	<u>6,000</u>
All Other Operating Exp.	<u>362,700</u>	<u>242,700</u>	<u>248,300</u>
TOTAL APPROPRIATIONS	<u>1,767,200</u>	<u>1,760,400</u>	<u>1,827,400</u> ^{1/}

The approved amount includes \$11,100 in Personal Services and \$700 in Employee Related Expenditures for salary increases, and a decrease of \$23,900 in Employee Related Expenditures for the decreased retirement contribution.

Personal Services - The approved amount incorporates a 1% vacancy factor against non-elected positions for a savings of \$9,000 and provides \$28,500 for annualized judges salaries.

^{1/} Represents General Appropriation Act funds. Appropriated as a lump sum for the program. The line items are shown for information only.

JLBC Analyst: Miller

Bill McDonald, Administrative Director (Tel. 255-4359)

GENERAL FUND	Fiscal 88 Actual	Fiscal 89 Estimate	Fiscal 90 Approved
FTE Positions	<u>103.0</u>	<u>104.0</u>	<u>107.0</u>
Personal Services	<u>3,576,600</u>	<u>3,900,000</u>	<u>4,280,000</u>
Employee Related Exp.	<u>182,800</u>	<u>358,100</u>	<u>179,300</u>
Other Operating Exp.	<u>66,200</u>	<u>57,100</u>	<u>812,000</u>
All Other Operating Exp.	<u>66,200</u>	<u>57,100</u>	<u>812,000</u>
OPERATION SUB-TOTAL	3,825,600	4,315,200	5,271,300
Med. Malpractice Panels	3,000	5,000	15,000
Family Counseling	289,600	312,800	321,800
Probation - State Aid	1,317,900	1,722,300	1,705,400
Probation - Enhancement	4,140,500	7,319,300	9,694,600
I.P.S. - Adult	4,675,200	6,503,600	7,723,800
I.P.S. - Juvenile	3,106,500	4,792,700	5,065,600
Juvenile Probation Services	12,044,600	13,159,200	16,160,800 ^{1/2/}
Court Appointed Sp. Advocate	64,400	75,000	200,000
Community Punishment	-0-	-0-	2,629,000 ^{3/}
Child Support Enforcement	<u>-0-</u>	<u>-0-</u>	<u>46,400</u>
TOTAL APPROPRIATIONS	<u>29,467,300</u>	<u>38,205,100</u>	<u>48,833,700</u> ^{4/}

Personal Services - The approved amount includes \$120,000 for 3 Judgeships that have been approved by the Governor and \$260,000 to annualize Judges salaries.

Other Operating Expenditures - The approved amount provides for the Risk Management payment to the Department of Administration.

Medical Malpractice - The approved amount provides funding for medical malpractice review panels.

(Continued)

^{1/} Up to 4.6% of the \$16,160,800 appropriated for Juvenile Probation Services may be retained and expended by the Supreme Court to administer the programs established by A.R.S. § 8-230.02, and to conduct evaluations as needed. The remaining portion of the Juvenile Probation Services line item shall be deposited to the Juvenile Probation Fund established by A.R.S. § 8-230.02.

(Footnotes Continued on Following Page)

SUPERIOR COURT (Cont'd)
GENERAL FUND

Family Counseling - The appropriation provides funding to the Juvenile Division of the Superior courts for prevention of delinquency and incorrigibility and to strengthen family relationships of juvenile offenders. The amount shown reflects an increase of \$9,000 over the FY 1989 expenditure level. The increase has been provided due to the growing number of families attending these programs.

Probation - State Aid - State Aid to Probation provides funding for probation services to adults and juveniles. Legislation requires that the funds be used primarily for the salaries of the supervising probation officers. The appropriation includes an increase of \$5,000 to continue existing services. The approved amount includes \$21,600 in Personal Services and \$3,000 in Employee Related Expenditures for salary increases, and a decrease of \$46,500 in Employee Related Expenditures for the decreased retirement contribution.

Probation Enhancement - The approved amount includes \$2,273,700 for an additional 60 Probation Officers and 3 Probation Supervisors to maintain the statutory requirement of one supervising probation officer for each 60 probationers. The approved amount includes \$97,100 in Personal Services and \$13,600 in Employee Related Expenditures for salary increases, and a decrease of \$209,100 in Employee Related Expenditures For the decreased retirement contribution.

(Continued)

(Footnotes Continued From Previous Page)

- 2/ The Supreme Court shall provide a quarterly report on the Community Punishment program to the Chairmen of the House of Representatives and the Senate Appropriations Committees, which shall describe progress toward the legislative goal of diverting 408 offenders from the state corrections system and 275 offenders from the county jail system. The Supreme Court shall work in cooperation with the Department of Corrections to develop criteria that will be used for an annual evaluation of the Community Punishment program. The Supreme Court shall maintain records which track the source of offenders for community punishment placements. This data shall validate the diversion of offenders from the state corrections system and the county jail system and shall include the names and complete criminal histories of diverted offenders as well as their placements in the criminal justice system immediately prior to placement in the Community Punishment program.
- 3/ It is anticipated that an additional \$250,000 will be expended from the Juvenile Probation Fund.
- 4/ Represents General Appropriation Act funds. Appropriated as a lump sum for the agency, with special line items. The line items within the "Operation Sub-Total" are shown for information only.

SUPERIOR COURT (Cont'd)
GENERAL FUND

Adult Intensive Probation Supervision - The Adult Intensive Probation Supervision program was created to divert serious, non-violent adult offenders from overcrowded prisons. The appropriation provides funds for this program in all counties. Additional funds were provided to increase the program capacity from 1,445 to 1,760. The approved amount includes \$60,800 in Personal Services and \$8,500 in Employee Related Expenditures for salary increases, and a decrease of \$130,800 in Employee Related Expenditures for the decreased retirement contribution.

Juvenile Intensive Probation Supervision - Juvenile Intensive Probation Supervision was created by the 1986 Legislature to divert serious, non-violent juvenile offenders from the Department of Corrections and to provide intensive supervision for high risk offenders already on probation. The approved amount includes \$26,700 in Personal Services and \$3,700 in Employee Related Expenditures for salary increases, and a decrease of \$57,500 in Employee Related Expenditures for the decreased retirement contribution.

Juvenile Probation Services - The appropriation provides funding for the Juvenile Courts System to meet the requirements of A.R.S. § 8-230.01 and A.R.S. § 8-243, and to provide services to children referred for incorrigible of delinquent offenses and placed in foster care, day treatment programs, residential treatment centers, counseling, shelter care and other programs. It is the intent of the Legislature that the Courts shall grant providers an average increase of 1.5% .

Court Appointed Special Advocate - The appropriation provides for expansion of the program to eight counties for FY 1990. It is anticipated that an additional \$123,700 will be provided by the federal Department of Health and Human Services (P.L. 93-247, Child Abuse Prevention and Treatment Act).

Community Punishment - This program was established by Laws 1988, Chapter 324, and was intended to enhance the adult probation system. The approved funding will provide probation departments with more probation choices such as group homes, detoxification programs, and use of electronic monitoring devices. Also the program will allow probation officers to have specialized groups of probationers. This program will divert offenders from overcrowded prisons (see footnote 2).

Child Support Enforcement - The appropriation provides for a secretarial position, operating costs, and the state 10% match required for federal funds anticipated through the Department of Economic Security (DES). The state and federal funds will provide for three positions to coordinate automation implementation at the local level (court clerks), serve as liaison between the local courts and DES, and refine and maintain child support program hardware and software at each court site.

COMMISSION ON JUDICIAL QUALIFICATIONS

Arizona Constitution
Article VI.I

JLBC Analyst: Miller

Honorable Noel A. Fidel, Chairman (Tel. 542-1478)

<u>GENERAL FUND</u>	<u>Fiscal 88 Actual</u>	<u>Fiscal 89 Estimate</u>	<u>Fiscal 90 Approved</u>
TOTAL APPROPRIATIONS	<u>57,800</u>	<u>59,000</u>	<u>100,000</u> ^{1/}

The approved amount will provide for the anticipated case load increase resulting from City Magistrates being added to the Commission's responsibility.

^{1/} Represents General Appropriation Act funds. Appropriated as a lump sum for the program. The line items are shown for information only.

COMMISSIONS ON APPELLATE AND
TRIAL COURT APPOINTMENTS

Arizona Constitution
Article VI Section 36,37,38

JLBC Analyst: Miller

Chief Justice Frank X. Gordon, Jr., Chairman (Tel. 542-4531)

GENERAL FUND	Fiscal 88 Actual	Fiscal 89 Estimate	Fiscal 90 Approved
TOTAL APPROPRIATIONS	<u>1,000</u>	<u>4,000</u>	<u>4,000</u> ^{1/}

^{1/} Represents General Appropriation Act funds. Appropriated as a lump sum for the program. The line items are shown for information only.

JLBC Analyst: Bellgardt

Honorable Rose Mofford, Governor (Tel. 542-4331)

GENERAL FUND	Fiscal 88 Actual	Fiscal 89 Estimate	Fiscal 90 Approved
Lump Sum	2,654,400	2,843,400	3,279,300
Cost Reduction & Efficiency Study Commission	<u>654,400</u>	<u>-0-</u>	<u>-0-</u>
TOTAL APPROPRIATIONS	<u>3,308,800</u>	<u>2,843,400</u>	<u>3,279,300</u> ^{1/}

The approved amount includes \$22,800 in Personal Services and \$2,600 in Employee Related Expenditures for salary increases, and a decrease of \$49,100 in Employee Related Expenditures for the decreased retirement contribution.

The lump sum appropriation of \$3,279,300 includes funding for the Office of the Governor, the Governor's Office for Children, the Governor's Office for Women and the Governor's Office for Substance Abuse.

^{1/} Represents General Appropriation Act funds. Appropriated as a lump sum for the agency.

JLBC Analyst: Miller

Captain Mike Denney (Tel. 223-2095)

GENERAL FUND	Fiscal 88 Actual	Fiscal 89 Estimate	Fiscal 90 Approved
FTE Positions	<u>1.0</u>	<u>1.0</u>	<u>1.0</u>
Personal Services	<u>25,800</u>	<u>25,800</u>	<u>23,400</u>
Employee Related Exp.	<u>5,400</u>	<u>5,800</u>	<u>4,900</u>
Prof. & Outside Services	2,800	5,800	5,800
Travel - State	2,500	4,000	4,000
Travel - Out of State	-0-	-0-	-0-
Other Operating Exp.	4,300	4,400	4,000
Equipment	900	-0-	-0-
All Other Operating Exp.	<u>10,500</u>	<u>14,200</u>	<u>13,800</u>
TOTAL APPROPRIATIONS	<u>41,700</u>	<u>45,800</u>	<u>42,100</u> ^{1/}

The approved amount includes \$300 in Personal Services for salary increases, and a decrease of \$600 in Employee Related Expenditures for the decreased retirement contribution.

^{1/} Represents General Appropriation Act funds. Appropriated as a lump sum for the agency. The line items are shown for information only.

GENERAL FUND AND OTHER FUNDS	Fiscal 88 Actual	Fiscal 89 Estimate	Fiscal 90 Approved
<u>Program Summary</u>			
Senate	4,634,300 ^{1/} / _{2/}	5,387,000	6,063,900 ^{3/4/} / _{3/4/}
House of Representatives	6,101,600 ^{1/} / _{2/}	5,782,700	6,130,600 ^{3/4/} / _{3/4/}
Legislative Council	1,257,000	3,198,600	2,342,000 ^{3/4/} / _{3/4/}
Joint Legislative Budget Committee	1,308,900	1,447,300	1,523,600 ^{3/4/} / _{3/4/}
Auditor General	5,824,800	6,542,000	6,646,600 ^{3/4/} / _{3/4/}
Dept. of Library, Archives and Public Records	4,181,500	4,619,700	4,812,600 ^{4/}
Superconducting Super Collider (Laws 1988, Ch. 1)	137,200	-0-	-0-
Joint Legislative Council Committee and Legislative Consultants (Laws 1987, Ch. 332)	38,400	-0-	-0-
Joint Legislative Health Care Cost Containment System Committee (Laws 1984, Ch. 372 and 396)	65,100	-0-	-0-
Taxation Revisions (Laws 1988, Ch. 271)	-0-	600,000	-0-
Omnibus AHCCCS (Laws 1988, Ch. 302)	-0-	240,000	-0-
	<u>23,548,800</u>	<u>27,817,300</u>	<u>27,519,300</u>
<u>TOTAL APPROPRIATIONS</u>			
<u>Fund Summary</u>			
General Fund	23,548,800	26,782,400	27,519,300
Legislative, Executive and Judicial Building Land Fund	-0-	1,034,900	-0-
	<u>23,548,800</u>	<u>27,817,300</u>	<u>27,519,300</u>
<u>TOTAL APPROPRIATIONS</u>			

Senate - The approved amount includes \$34,400 in Personal Services and \$3,500 in Employee Related Expenditures for salary increases, and a decrease of \$74,000 in Employee Related Expenditures for the decreased retirement contribution.

(Continued)

- ^{1/} Of this amount, \$235,649 was appropriated through Laws 1988, Chapter 342, for impeachment expenses.
- ^{2/} Of this amount, \$824,229 was appropriated through Laws 1988, Chapter 115, for impeachment expenses.
- ^{3/} This appropriation is exempt from A.R.S. § 35-190, relating to lapsing of appropriations.
- ^{4/} Represents General Appropriation Act funds. Appropriated as a lump sum for the agency.

LEGISLATURE - SUMMARY (Cont'd)
GENERAL FUND AND OTHER FUNDS

House of Representatives - The approved amount includes \$31,900 in Personal Services and \$2,500 in Employee Related Expenditures for salary increases, and a decrease of \$68,600 in Employee Related Expenditures for the decreased retirement contribution.

Legislative Council - The approved amount includes \$14,400 in Personal Services and \$1,500 in Employee Related Expenditures for salary increases, and a decrease of \$30,900 in Employee Related Expenditures for the decreased retirement contribution. In addition, the approved amount includes funding for 2 new FTE positions to perform bill drafting and data processing functions.

Joint Legislative Budget Committee - The approved amount includes \$13,300 in Personal Services and \$1,200 in Employee Related Expenditures for salary increases, and a decrease of \$28,600 in Employee Related Expenditures for the decreased retirement contribution. In addition, the approved amount includes funding for 2 new FTE positions to provide fiscal notes to the legislature on all major bills.

Auditor General - The approved amount includes \$54,700 in Personal Services and \$5,200 in Employee Related Expenditures for salary increases, and a decrease of \$117,700 in Employee Related Expenditures for the decreased retirement contribution. In addition, the approved amount includes an adjustment in funding to provide for 3 new FTE positions, which were authorized by the following footnote: "If Laws 1986, Chapter 368, is amended to allow the audit of the Pesticide Regulatory Program to be performed by the Auditor General, 3 additional FTE positions shall be authorized and the remaining \$154,900 of the amount budgeted for the audit shall revert to the General Fund."

Department of Library, Archives and Public Records - See the individual program report.

JLBC Analyst: Bellgardt

Sharon Womack, Director (Tel. 542-4035)

GENERAL FUND	Fiscal 88 Actual	Fiscal 89 Estimate	Fiscal 90 Approved
FTE Positions	<u>113.0</u>	<u>113.0</u>	<u>113.0</u>
Personal Services	<u>2,058,700</u>	<u>2,248,100</u>	<u>2,290,300</u>
Employee Related Exp.	<u>417,500</u>	<u>531,200</u>	<u>482,800</u>
Prof. & Outside Services	59,600	102,100	106,200
Travel - State	7,300	13,300	13,800
Travel - Out of State	14,400	10,200	10,700
Other Operating Exp.	722,900	681,500	769,400
Equipment	<u>32,700</u>	<u>39,300</u>	<u>90,400</u>
All Other Operating Exp.	<u>836,900</u>	<u>846,400</u>	<u>990,500</u>
OPERATION SUB-TOTAL	3,313,100	3,625,700	3,763,600
Acquisitions	275,000	320,000	350,000
Carnegie Library	500	-0-	-0-
Grants-in-Aid	540,000	595,000	620,000
Museum Furnishings	7,900	34,000	34,000 ^{1/}
Statewide Radio Reading Service for the Blind	<u>45,000</u>	<u>45,000</u>	<u>45,000</u>
TOTAL APPROPRIATIONS	<u>4,181,500</u>	<u>4,619,700</u>	<u>4,812,600</u> ^{2/}

The approved amount includes \$28,300 in Personal Services and \$3,000 in Employee Related Expenditures for salary increases, and a decrease of \$60,800 in Employee Related Expenditures for the decreased retirement contribution.

Personal Services - The approved amount includes a 2% vacancy factor.

All Other Operating Exp. - The approved amount includes additional funding for commercial storage space and shelving.

Acquisitions - The approved amount includes an increase commensurate with the increased cost of publications.

^{1/} This appropriation is exempt from A.R.S. § 35-190, relating to lapsing of appropriations.

^{2/} Represents General Appropriation Act funds. Appropriated as a lump sum for the agency, with special line items. The line items within the "Operation Sub-Total" are shown for information only.

JLBC Analyst: Bellgardt

Bill Henry, Director (Tel. 921-4400)

LOTTERY FUND	Fiscal 88 Actual	Fiscal 89 Estimate	Fiscal 90 Approved
FTE Positions	<u>148.0</u>	<u>148.0</u>	<u>148.0</u>
Personal Services	<u>3,073,100</u>	<u>3,559,700</u>	<u>3,313,200</u>
Employee Related Exp.	<u>625,900</u>	<u>717,500</u>	<u>727,900</u>
Prof. & Outside Services	155,000	470,300	492,600
Travel - State	191,700	200,600	207,800
Travel - Out of State	14,100	16,200	29,400
Other Operating Exp.	2,322,700	2,908,900	3,428,200
Equipment	<u>60,000</u>	<u>-0-</u>	<u>-0-</u>
All Other Operating Exp.	<u>2,743,500</u>	<u>3,596,000</u>	<u>4,158,000</u>
OPERATION SUB-TOTAL	6,442,500	7,873,200	8,199,100
Advertising	4,091,800	5,040,000	7,125,000
On-Line Vender Fees	5,818,000	10,000,000	11,150,000
Retailer Commissions	<u>10,369,100</u>	<u>15,120,000</u>	<u>18,525,000</u>
TOTAL APPROPRIATIONS	<u>26,721,400</u>	<u>38,033,200</u>	<u>44,999,100</u> ^{1/2/3/}

The approved amount includes \$40,900 in Personal Services and \$4,500 in Employee Related Expenditures for salary increases, and a decrease of \$88,000 in Employee Related Expenditures for the decreased retirement contribution.

Laws 1988, Chapter 4, requires that monies expended for the operation and administration of the Arizona Lottery "shall be subject to legislative appropriation beginning with the fiscal year which commences July 1, 1989."

Personal Services - The approved amount includes a 9% vacancy factor.

(Continued)

- 1/ If net sales exceed the estimated \$285,000,000, 4% of all amounts above \$285,000,000 is appropriated for advertising in accordance with A.R.S. § 5-505, 6% of all amounts above \$285,000,000 and an amount not to exceed 1% of amounts above \$285,000,000 are appropriated for retailer commissions, and 4% of all amounts above \$285,000,000 is appropriated for on-line vendor fees in accordance with the matrix of percentages set forth by contract.
- 2/ Nothing in this subdivision is intended to require that all monies appropriated to the Arizona State Lottery Commission be expended.
- 3/ Represents General Appropriation Act funds. Appropriated as a modified lump sum for the agency. The line items within "All Other Operating Exp." are shown for information only.

ARIZONA LOTTERY (Cont'd)
LOTTERY FUND

Travel - Out of State - The approved amount includes additional funding for computer training..

Other Operating Expenditures - The approved amount includes additional funding for the repair and maintenance of a newly acquired minicomputer. In addition, the approved amount includes an increase in funding for lottery tickets commensurate with the projected increase in sales.

Advertising - The approved amount includes an increase in funding for advertising commensurate with the projected increase in sales.

On-Line Vendor Fees - The approved amount includes an increase in funding for on-line vendor fees commensurate with the projected increase in sales.

Retailer Commissions - The approved amount includes an increase in funding for retailer commissions commensurate with the projected increase in sales.

CAPITAL OUTLAY

Capital Outlay Bill - Chapter 302 (S.B. 1468) - The Capital Outlay Bill appropriates \$3,000 from the State Lottery Fund to the Department of Administration for the maintenance and repair of state buildings owned by the Lottery.

ADDITIONAL LEGISLATION

Special Instant Lottery Games - Chapter 203 (S.B. 1397) - Establishes 2 special instant lottery games to be conducted each year, concurrently with other instant lottery games, to benefit economic development. The special games shall be conducted as nearly as practicable to the manner in which other instant games are conducted, except that monies for prizes, operating expenses and payments to the Commerce and Economic Development Fund shall be segregated and accounted for separately from all other Lottery monies. In addition to monies deposited in the Commerce and Economic Development Fund, \$200,000 is appropriated to the Commerce and Economic Development Commission from money remaining in the Lottery Fund after authorized appropriations and deposits are made.

JLBC Analyst: Wilcox

Patricia Conditt, Director (Tel. 255-3888)

GENERAL FUND	Fiscal 88 Actual	Fiscal 89 Estimate	Fiscal 90 Approved
FTE Positions	<u>3.0</u>	<u>3.0</u>	<u>3.0</u>
Personal Services	<u>73,200</u>	<u>77,700</u>	<u>78,700</u>
Employee Related Exp.	<u>13,700</u>	<u>17,200</u>	<u>20,400</u>
Prof. & Outside Services	58,300	74,500	73,700
Travel - State	100	1,100	1,600
Other Operating Exp.	34,900	43,000	43,300
Equipment	<u>1,000</u>	<u>-0-</u>	<u>-0-</u>
All Other Operating Exp.	<u>94,300</u>	<u>118,600</u>	<u>118,600</u>
TOTAL APPROPRIATIONS	<u>181,200</u>	<u>213,500</u>	<u>217,700</u> ^{1/}

The approved amount includes \$1,000 in Personal Services and \$100 in Employee Related Expenditures for salary increases, and a decrease of \$2,100 in Employee Related Expenditures for the decreased retirement contribution.

Other Operating Expenditures - The amount approved includes \$21,300 for rent in private office space.

^{1/} Represents General Appropriation Act funds. Appropriated as a lump sum for the agency. The line items are shown for information only.

JLBC Analyst: Hernandez

Edward Gallison, Director (Tel. 255-5131)

STATE RETIREMENT FUND ADMINISTRATION ACCOUNT	Fiscal 88 Actual	Fiscal 89 Estimate	Fiscal 90 Approved
FTE Positions	<u>57.0</u>	<u>62.0</u>	<u>78.5</u>
Personal Services	<u>1,168,500</u>	<u>1,466,800</u>	<u>1,652,000</u>
Employee Related Exp.	<u>233,000</u>	<u>313,600</u>	<u>324,200</u>
Prof. & Outside Services	182,000	319,300	269,300
Travel - State	19,300	26,200	24,200
Travel - Out of State	8,900	9,700	10,000
Other Operating Exp.	307,600	379,000	404,700
Equipment	<u>68,900</u>	<u>220,800</u>	<u>124,300</u>
All Other Operating Exp.	<u>586,700</u>	<u>955,000</u>	<u>832,500</u>
OPERATION SUB-TOTAL	1,988,200	2,735,400	2,808,700
Long-Term Disability	<u>-0-</u>	<u>300,000</u>	<u>-0-</u> ^{1/}
TOTAL APPROPRIATIONS	<u>1,988,200</u>	<u>3,035,400</u> ^{2/}	<u>2,808,700</u> ^{3/}

The approved amount includes \$20,400 in Personal Services and \$1,800 in Employee Related Expenditures for salary increases, and a decrease of \$43,900 in Employee Related Expenditures for the decreased retirement contribution.

(Continued)

- ^{1/} This special line item was specifically designated to pay for the costs of administering the Long-Term Disability Program. This line item is not needed after FY 1989 because A.R.S. § 38-781.32, Subsection C, now authorizes the Retirement Board to enter into a contract with an insurance company to administer the program.
- ^{2/} The expenditure detail for FY 1989 includes a supplemental appropriation of \$161,200 authorized by Laws 1989, Chapter 219 (H.B. 2130).
- ^{3/} Represents General Appropriation Act funds. Appropriated as a modified lump sum for the agency. The line items within "All Other Operating Expenditure" are shown for information only.

STATE RETIREMENT SYSTEM (Cont'd)
STATE RETIREMENT FUND
ADMINISTRATIVE ACCOUNT

Personal Services - The approved amount includes funding for 16.5 additional FTE positions to improve services to active members and retirees, implement legislative changes, and to keep up with workload growth:

- 3.0 Clerk/Typist I's
- 1.5 Clerk/Typist II's
- 2.0 Clerical Assistants
- 1.0 Fiscal Services Specialist V
- 2.0 Retirement Officer I's
- 1.0 Administrative Secretary I
- 2.0 Administrative Assistant I's
- 1.0 Mail Clerk
- 1.0 Documentation Specialist
- 1.0 EDP Program Analyst III
- 1.0 Public Information Officer I

All Other Operating Expenses - The appropriation includes \$5,000 in Other Operating Expenditures and \$44,000 in equipment related to the new positions. The approved amount provides \$6,900 to purchase 2 new portable computers, \$9,500 for rent at the new Tucson office, and \$13,400 to expand the newsletter and prepare public information on the various benefits programs. The appropriation also provides \$73,400 for replacement equipment, including a photocopy machine and a high-speed printer and tape drive for the agency's mainframe computer.

CAPITAL OUTLAY

Capital Outlay Bill - Chapter 302 (S.B. 1468) - The Capital Outlay Bill appropriates \$12,000 from the Retirement System Administration Account to the Department of Administration for the Building Renewal Fund.

ADDITIONAL LEGISLATION

Retirement Benefits and Contributions - Chapter 310 (S.B. 1129) - This legislation affects many aspects of the four state retirement systems. The major provisions which affect the Arizona State Retirement System are:

- o For FY 1990, the employer's and employee's contribution rate is reduced to 2.0% of gross salary.
- o The actuarial valuation method used to assess the System's assets and liabilities was changed from "Entry Age Normal Cost" to the "Projected Unit Credit" method.
- o Allows members to purchase credit for up to 48 months of military service.
- o Prescribes a minimum retirement benefit for certain retirees.
- o Prescribes a 2% increase in retirement benefits and a tax equity benefit allowance equal to 3% of the base benefit.

STATE RETIREMENT SYSTEM (Cont'd)
STATE RETIREMENT FUND
ADMINISTRATIVE ACCOUNT

- o Creates a 5-month "window" of eligibility for an early retirement program.
- o The surviving dependent of a recently deceased member may elect to continue health and accident insurance at group rates.
- o Creates a legislative council study committee to evaluate the System's structure, operation, and accomplishments.

Economic Development Act - Chapter 203 (S.B. 1397) - This legislation revises many of the statutes pertaining to economic development. Among its other provisions, the bill authorizes the Arizona State Retirement System to invest up to 1% of its assets in economic development projects deemed eligible by the Department of Commerce.

Paul Waddell, Director (Tel. 542-3572)

GENERAL FUND	Fiscal 88 Actual	Fiscal 89 Estimate	Fiscal 90 Approved
<u>Program Summary</u>			
Director's Office	328,700	367,700	358,300
Special Support	858,300	1,249,100	1,231,600
Administrative Services	7,002,500	7,943,900	8,923,300
Property Valuation	2,566,400	2,734,000	4,329,600
Revenue Enforcement	9,609,400	11,117,500	11,259,000
Taxpayer Support & Educ. Svc.	1,706,900	2,363,400	2,518,100
Data Management	8,288,700	9,089,600	10,034,700
TOTAL APPROPRIATIONS	<u>30,360,900</u>	<u>34,865,200</u>	<u>38,654,600</u>
<u>Expenditure Detail</u>			
FTE Positions	<u>922.0</u>	<u>956.0</u>	<u>1,003.0</u>
Personal Services	<u>16,766,100</u>	<u>19,086,600</u>	<u>20,870,900</u>
Employee Related Exp.	<u>3,437,000</u>	<u>4,480,200</u>	<u>4,416,100</u>
Prof. & Outside Services	1,590,700	2,014,200	2,349,500
Travel - State	239,100	397,500	567,700
Travel - Out of State	380,000	546,200	546,200
Other Operating Exp.	6,838,100	7,956,400	9,169,100
Equipment	717,500	59,100	485,100
All Other Operating Exp.	<u>9,765,400</u>	<u>10,973,400</u>	<u>13,117,600</u>
OPERATION SUB-TOTAL	29,968,500	34,540,200	38,404,600
Special Line Items	<u>392,400</u>	<u>325,000</u>	<u>250,000</u>
TOTAL APPROPRIATIONS	<u>30,360,900</u>	<u>34,865,200</u>	<u>38,654,600</u> ^{1/}

The approved amount includes \$2,313,400 in funding for 2 new revenue enhancement programs, the automated collections program, for which the implementation cost is \$895,200, and the property recanvassing program, for which the implementation cost is \$1,418,200. The revenue enhancement programs are estimated to generate an additional \$4,782,500 in combined General Fund revenue and Basic State Aid (K-12) "Offset" for FY 1990, and an additional \$13,565,000 in General Fund revenue and State Aid "Offset" for FY 1991.

In addition, authorization is provided for the implementation of the Program for Increased Enforcement Revenues (PIER) to increase compliance, auditing and collection activities. The Department may expend up to \$6,300,000 of the \$38,654,600 appropriated to provide for up to 149 FTE positions and related expenses, and reimburse its appropriation from additional revenues generated by the PIER program. It is estimated that the PIER program will generate at least an additional \$19,700,000 in gross General Fund revenues.

(Continued)

(See Footnote On Following Page)

DEPARTMENT OF REVENUE - SUMMARY (Cont'd)
GENERAL FUND

ADDITIONAL LEGISLATION

Transfer of Funds - Chapter 4 (H.B. 2269) - Transfers \$28,300 from the Special Collections Fund and \$1,007,100 from the Tax Protest Resolution Fund, to the state General Fund, for the purpose of providing adequate support and maintenance for agencies of the state.

1/ The Department shall expend up to \$6,300,000 of this appropriation to hire up to 149 FTE positions and to pay related expenses for the Program for Increased Enforcement Revenues (PIER) to increase compliance, auditing and collections activities. It is the intent of the legislature that the expenditure of \$6,300,000 generate at least an additional \$19,700,000 in gross General Fund revenues, which shall be deposited in the PIER account within the General Fund. Monies in the PIER account up to the amount expended by the Department for the program are appropriated to the Department to reimburse its appropriation for PIER program expenditures but not to exceed \$6,300,000. Within 30 days after the effective date of this legislation, the Department shall submit a PIER plan to the Governor, the Speaker of the House of Representatives, the President of the Senate, the Staff Director of the Joint Legislative Budget Committee and the Director of the Executive Budget Office which shall identify positions to be filled and estimated expenditures, by line item, for each affected division of the Department, and amounts targeted for collection. Quarterly and annual progress reports shall be provided as to the effectiveness of the PIER program, and shall include amounts targeted for collection and actual amounts collected, as well as amounts budgeted for the implementation of the program and actual amounts expended.

JLBC Analyst: Bellgardt

Paul Waddell, Director (Tel. 542-3572)

GENERAL FUND	Fiscal 88 Actual	Fiscal 89 Estimate	Fiscal 90 Approved
FTE Positions	<u>6.0</u>	<u>6.0</u>	<u>6.0</u>
Personal Services	<u>246,700</u>	<u>284,300</u>	<u>287,800</u>
Employee Related Exp.	<u>45,100</u>	<u>60,300</u>	<u>46,700</u>
Prof. & Outside Services	4,600	-0-	-0-
Travel - State	1,900	2,100	2,200
Travel - Out of State	6,000	4,600	4,600
Other Operating Exp.	20,100	16,400	17,000
Equipment	<u>4,300</u>	<u>-0-</u>	<u>-0-</u>
All Other Operating Exp.	<u>36,900</u>	<u>23,100</u>	<u>23,800</u>
TOTAL APPROPRIATIONS	<u>328,700</u>	<u>367,700</u>	<u>358,300</u> ^{1/}

The approved amount includes \$3,500 in Personal Services and \$300 in Employee Related Expenditures for salary increases, and a decrease of \$7,600 in Employee Related Expenditures for the decreased retirement contribution.

ADDITIONAL LEGISLATION

Administrative Duties - Chapter 43 (H.B. 2222) - Enables the Director to delegate administrative duties; requires a supplemental report to be submitted to the Governor and Legislature by December 15 of each year, which shall contain proposed legislation recommended by the Department; prohibits an employee of the Department of Revenue from preparing or assisting in the preparation of tax returns for compensation by a taxpayer, and states that a violation of this section shall be grounds for immediate discharge.

^{1/} Represents General Appropriation Act funds. Appropriated as a modified lump sum for the program. The line items within "All Other Operating Exp." are shown for information only.

JLBC Analyst: Bellgardt

Paul Waddell, Director (Tel. 542-3572)

GENERAL FUND	Fiscal 88 Actual	Fiscal 89 Estimate	Fiscal 90 Approved
FTE Positions	<u>37.0</u>	<u>37.0</u>	<u>37.0</u>
Personal Services	<u>694,700</u>	<u>961,000</u>	<u>973,000</u>
Employee Related Exp.	<u>132,900</u>	<u>225,400</u>	<u>195,900</u>
Prof. & Outside Services	100	-0-	-0-
Travel - State	2,300	15,400	15,400
Travel - Out of State	1,300	3,000	3,000
Other Operating Exp.	19,800	44,300	44,300
Equipment	<u>7,200</u>	<u>-0-</u>	<u>-0-</u>
All Other Operating Exp.	<u>30,700</u>	<u>62,700</u>	<u>62,700</u>
TOTAL APPROPRIATIONS	<u><u>858,300</u></u>	<u><u>1,249,100</u></u>	<u><u>1,231,600</u></u> ^{1/}

The approved amount includes \$12,000 in Personal Services and \$1,300 in Employee Related Expenditures for salary increases, and a decrease of \$25,900 in Employee Related Expenditures for the decreased retirement contribution.

^{1/} Represents General Appropriation Act funds. Appropriated as a modified lump sum for the program. The line items within "All Other Operating Exp." are shown for information only.

JLBC Analyst: Bellgardt

Paul Waddell, Director (Tel. 542-3572)

GENERAL FUND	Fiscal 88 Actual	Fiscal 89 Estimate	Fiscal 90 Approved
FTE Positions	<u>97.0</u>	<u>97.0</u>	<u>100.0</u>
Personal Services	<u>1,512,200</u>	<u>1,574,000</u>	<u>1,668,200</u>
Employee Related Exp.	<u>323,900</u>	<u>420,100</u>	<u>386,500</u>
Prof. & Outside Services	308,900	292,800	374,500
Travel - State	13,300	10,500	11,500
Travel - Out of State	3,100	-0-	-0-
Other Operating Exp.	4,791,400	5,571,500	6,475,900
Equipment	<u>49,700</u>	<u>-0-</u>	<u>6,700</u>
All Other Operating Exp.	<u>5,166,400</u>	<u>5,874,800</u>	<u>6,868,600</u>
OPERATION SUB-TOTAL	7,002,500	7,868,900	8,923,300
Property Tax Oversight Comm.	<u>-0-</u>	<u>75,000</u>	<u>-0-</u>
TOTAL APPROPRIATIONS	<u>7,002,500</u>	<u>7,943,900</u>	<u>8,923,300</u> ^{1/2/}

The approved amount includes \$20,600 in Personal Services and \$2,200 in Employee Related Expenditures for salary increases, and a decrease of \$44,300 in Employee Related Expenditures for the decreased retirement contribution.

Personal Services - The approved amount includes a 3% vacancy factor. In addition, the approved amount includes funding for 3 new FTE positions to administer corporate tax estimating and automated collections programs. Two new FTE positions are authorized to develop an econometric model and administer the Econometrics Unit in order to provide more professional expertise in the projection of state revenues. One new FTE position is authorized to monitor the automated collections system, which is estimated to increase General Fund revenues by approximately \$1,782,500 in FY 1990, and by approximately \$3,565,000 in FY 1991.

(Continued)

1/ Quarterly and annual progress reports shall be provided to the Staff Director of the Joint Legislative Budget Committee as to the effectiveness of the automated collections program.

2/ Represents General Appropriation Act funds. Appropriated as a modified lump sum for the program. The line items within "All Other Operating Exp." are shown for information only.

DEPARTMENT OF REVENUE - ADMINISTRATIVE SERVICES (Cont'd)
GENERAL FUND

All Other Operating Expenditures - The approved amount includes funding for the implementation of a new telecommunications system to reduce time lost by phone collectors in contacting delinquent taxpayers and arranging payment plans. The new automated collections program is anticipated to increase General Fund revenues by increasing the "follow-up" on state tax receivables.

Paul Waddell, Director (Tel. 542-3572)

GENERAL FUND	Fiscal 88 Actual	Fiscal 89 Estimate	Fiscal 90 Approved
FTE Positions	<u>72.0</u>	<u>72.0</u>	<u>116.0</u>
Personal Services	<u>1,778,800</u>	<u>1,812,200</u>	<u>2,850,300</u>
Employee Related Exp.	<u>339,700</u>	<u>415,500</u>	<u>546,300</u>
Prof. & Outside Services	74,400	303,100	306,000
Travel - State	78,100	115,700	270,400
Travel - Out of State	10,700	16,500	16,500
Other Operating Exp.	100,000	71,000	214,900
Equipment	<u>119,100</u>	<u>-0-</u>	<u>125,200</u>
All Other Operating Exp.	<u>382,300</u>	<u>506,300</u>	<u>933,000</u>
OPERATION SUB-TOTAL	2,500,800	2,734,000	4,329,600
Railroad Litigation	<u>65,600</u>	<u>-0-</u>	<u>-0-</u>
TOTAL APPROPRIATIONS	<u>2,566,400</u>	<u>2,734,000</u>	<u>4,329,600</u> ^{1/2/3/}

The approved amount includes \$35,200 in Personal Services and \$4,100 in Employee Related Expenditures for salary increases, and a decrease of \$75,700 in Employee Related Expenditures for the decreased retirement contribution.

Personal Services - The approved amount includes a 3% vacancy factor. In addition, the approved amount includes funding for 44 limited appointment FTE positions to update property values. It is estimated that the increased amount of property values which will be added to the tax rolls during the next 3 years, as a result of the property re-canvassing, will increase General Fund revenue and "offset" to basic school aid by a total of \$20 million. The following table indicates the estimated revenue for this project:

	FY 1990	FY 1991	FY 1992	TOTAL
General Fund Revenue	\$ 300,000	\$ 1,000,000	\$ 700,000	\$ 2,000,000
State Aid "Offset"	<u>2,700,000</u>	<u>9,000,000</u>	<u>6,300,000</u>	<u>18,000,000</u>
TOTAL	<u>\$ 3,000,000</u>	<u>\$10,000,000</u>	<u>\$ 7,000,000</u>	<u>\$20,000,000</u>

(Continued)

- 1/ Quarterly and annual progress reports shall be provided to the Staff Director of the Joint Legislative Budget Committee as to the effectiveness of the property re-canvassing program.
- 2/ The \$4,329,600 appropriated for property valuation includes funding for 44 limited status FTE positions to perform property re-canvassing functions, and are scheduled to expire no later than the close of FY 1992.
- 3/ Represents General Appropriation Act funds. Appropriated as a modified lump sum for the program. The line items within "All Other Operating Exp." are shown for information only.

DEPARTMENT OF REVENUE - PROPERTY VALUATION (Cont'd)
GENERAL FUND

All Other Operating Expenditures - The approved amount includes funding for increased operational costs associated with the implementation of the property recanvassing program.

ADDITIONAL LEGISLATION

Unclaimed Property - Chapter 154 (S.B. 1326) - Decreases the holding period for certain unclaimed property from 7 years to 5 years, and requires that any costs incurred by the Department of Revenue are to be deducted from the deposits made to the General Fund. Previously, deductions were made from deposits to the Housing Trust Fund.

JLBC Analyst: Bellgardt

Paul Waddell, Director (Tel. 542-3572)

GENERAL FUND	Fiscal 88 Actual	Fiscal 89 Estimate	Fiscal 90 Approved
FTE Positions	<u>382.0</u>	<u>391.0</u>	<u>391.0</u>
Personal Services	<u>6,990,800</u>	<u>7,910,000</u>	<u>8,175,500</u>
Employee Related Exp.	<u>1,447,300</u>	<u>1,840,400</u>	<u>1,731,600</u>
Prof. & Outside Services	58,600	16,600	17,300
Travel - State	134,500	232,900	244,200
Travel - Out of State	354,700	522,100	522,100
Other Operating Exp.	190,200	307,600	318,300
Equipment	<u>183,300</u>	<u>37,900</u>	<u>-0-</u>
All Other Operating Exp.	<u>921,300</u>	<u>1,117,100</u>	<u>1,101,900</u>
OPERATION SUB-TOTAL	9,359,400	10,867,500	11,009,000
Automated Collection System	<u>250,000</u>	<u>250,000</u>	<u>250,000</u>
TOTAL APPROPRIATIONS	<u>9,609,400</u>	<u>11,117,500</u>	<u>11,259,000</u> ^{1/}

The approved amount includes \$100,900 in Personal Services and \$10,900 in Employee Related Expenditures for salary increases, and a decrease of \$217,200 in Employee Related Expenditures for the decreased retirement contribution.

Personal Services - The approved amount includes a 3% vacancy factor.

^{1/} Represents General Appropriation Act funds. Appropriated as a modified lump sum for the program. The line items within "All Other Operating Exp." are shown for information only.

JLBC Analyst: Bellgardt

Paul Waddell, Director (Tel. 542-3572)

GENERAL FUND	Fiscal 88 Actual	Fiscal 89 Estimate	Fiscal 90 Approved
FTE Positions	<u>93.0</u>	<u>106.0</u>	<u>106.0</u>
Personal Services	<u>1,256,800</u>	<u>1,718,200</u>	<u>1,835,800</u>
Employee Related Exp.	<u>274,300</u>	<u>402,300</u>	<u>428,600</u>
Prof. & Outside Services	129,300	160,900	167,400
Travel - State	700	12,400	13,900
Travel - Out of State	200	-0-	-0-
Other Operating Exp.	44,700	69,600	72,400
Equipment	<u>900</u>	<u>-0-</u>	<u>-0-</u>
All Other Operating Exp.	<u>175,800</u>	<u>242,900</u>	<u>253,700</u>
TOTAL APPROPRIATIONS	<u>1,706,900</u>	<u>2,363,400</u>	<u>2,518,100</u> ^{1/}

The approved amount includes \$22,700 in Personal Services and \$2,500 in Employee Related Expenditures for salary increases, and a decrease of \$48,800 in Employee Related Expenditures for the decreased retirement contribution.

Personal Services - The approved amount includes a 3% vacancy factor.

^{1/} Represents General Appropriation Act funds. Appropriated as a modified lump sum for the program. The line items within "All Other Operating Exp." are shown for information only.

JLBC Analyst: Bellgardt

Paul Waddell, Director, (Tel. 542-3572)

GENERAL FUND	Fiscal 88 Actual	Fiscal 89 Estimate	Fiscal 90 Approved
FTE Positions	<u>235.0</u>	<u>247.0</u>	<u>247.0</u>
Personal Services	<u>4,286,100</u>	<u>4,826,900</u>	<u>5,080,300</u>
Employee Related Exp.	<u>873,800</u>	<u>1,116,200</u>	<u>1,080,500</u>
Prof. & Outside Services	1,014,800	1,240,800	1,484,300
Travel - State	8,300	8,500	10,100
Travel - Out of State	4,000	-0-	-0-
Other Operating Exp.	1,671,900	1,876,000	2,026,300
Equipment	<u>353,000</u>	<u>21,200</u>	<u>353,200</u>
All Other Operating Exp.	<u>3,052,000</u>	<u>3,146,500</u>	<u>3,873,900</u>
OPERATION SUB-TOTAL	<u>8,211,900</u>	<u>9,089,600</u>	<u>10,034,700</u>
Construction Cost System	<u>76,800</u>	<u>-0-</u>	<u>-0-</u>
TOTAL APPROPRIATIONS	<u>8,288,700</u>	<u>9,089,600</u>	<u>10,034,700</u> ^{1/2/}

The approved amount includes \$62,700 in Personal Services and \$6,800 in Employee Related Expenditures for salary increases, and a decrease of \$135,000 in Employee Related Expenditures for the decreased retirement contribution.

Personal Services - The approved amount includes a 5.3% vacancy factor.

All Other Operating Expenditures - The approved amount includes funding for the implementation of a new telecommunications system to reduce time lost by phone collectors in contacting delinquent taxpayers and arranging payment plans. The new automated collections program is anticipated to increase General Fund revenues by approximately \$1,782,500 in FY 1990, and by approximately \$3,565,000 in FY 1991.

1/ Quarterly and annual progress reports shall be provided to the Staff Director of the Joint Legislative Budget Committee as to the effectiveness of the automated collections program.

2/ Represents General Appropriation Act funds. Appropriated as a modified lump sum for the program. The line items within "All Other Operating Exp." are shown for information only.

JLBC Analyst: Bellgardt

Honorable Jim Shumway, Secretary of State (Tel. 542-4285)

GENERAL FUND	Fiscal 88 Actual	Fiscal 89 Estimate	Fiscal 90 Approved
FTE Positions	<u>30.0</u>	<u>30.0</u>	<u>31.0</u>
Personal Services	<u>552,500</u>	<u>590,300</u>	<u>607,800</u>
Employee Related Exp.	<u>115,900</u>	<u>156,400</u>	<u>132,000</u>
Prof. & Outside Services	158,000	101,400	82,500
Travel - State	6,400	13,100	13,100
Travel - Out of State	-0-	3,700	11,400
Other Operating Exp.	476,800	462,100	466,800
Equipment	<u>1,000</u>	<u>9,900</u>	<u>3,500</u>
All Other Operating Exp.	<u>642,200</u>	<u>590,200</u>	<u>577,300</u>
OPERATION SUB-TOTAL	1,310,600	1,336,900	1,317,100
Proposition 200	329,400	150,400	145,300
Election Expense	70,700	1,278,600	105,400
Rules and Regulations	<u>121,500</u>	<u>242,200</u>	<u>251,900</u>
TOTAL APPROPRIATIONS	<u>1,832,200</u>	<u>3,008,100</u>	<u>1,819,700</u> ^{1/}

The approved amount includes \$6,900 in Personal Services and \$700 in Employee Related Expenditures for salary increases, and a decrease of \$14,800 in Employee Related Expenditures for the decreased retirement contribution.

Personal Services - The approved amount includes funding for 1 new FTE position to assist in the management, operation, programming and conversion of data processing systems.

Professional and Outside Services - The approved amount includes a decrease in funding for data processing consulting services.

Travel - Out of State - The approved amount includes funding for consultation expenses required to update the Uniform Commercial Code System.

Proposition 200 - The approved amount includes \$1,500 in Personal Services and \$200 in Employee Related Expenditures for salary increases, and a decrease of \$3,100 in Employee Related Expenditures for the decreased retirement contribution.

Election Expense - The approved amount includes a biennial decrease in funding to adjust for expenses which are not required during a "non-election" year.

^{1/} Represents General Appropriation Act funds. Appropriated as a modified lump sum for the agency. The line items within "All Other Operating Exp." are shown for information only.

JLBC Analyst: Bellgardt

Barbara E. Fisher, Chairman (Tel. 542-5462)

GENERAL FUND	Fiscal 88 Actual	Fiscal 89 Estimate	Fiscal 90 Approved
FTE Positions	<u>7.5</u>	<u>7.5</u>	<u>7.5</u>
Personal Services	<u>210,200</u>	<u>257,800</u>	<u>264,900</u>
Employee Related Exp.	<u>32,900</u>	<u>47,700</u>	<u>40,100</u>
Prof. & Outside Services	14,200	18,700	30,500
Travel - State	22,100	20,300	25,800
Travel - Out of State	4,900	2,100	4,800
Other Operating Exp.	75,800	56,600	63,600
Equipment	<u>8,900</u>	<u>16,600</u>	<u>15,400</u>
All Other Operating Exp.	<u>125,900</u>	<u>114,300</u>	<u>140,100</u>
TOTAL APPROPRIATIONS	<u>369,000</u>	<u>419,800</u>	<u>445,100</u> ^{1/2/}

The approved amount includes \$2,800 in Personal Services and \$300 in Employee Related Expenditures for salary increases, and a decrease of \$6,000 in Employee Related Expenditures for the decreased retirement contribution.

Personal Services - The approved amount includes funding for the reclassification of FTE positions.

Professional and Outside Services - The approved amount includes funding for additional hearing officer services.

Travel - State - The approved amount includes additional funding for board member reimbursement.

Equipment - The approved amount includes funding to implement a computer network, and for the replacement of both outdated tax law publications and a copy machine.

1/ If legislation is enacted to increase board member per diem rates and the number of board member appointments, the agency may approach the legislature for a supplemental appropriation to fund the additional requirements established under the new law.

2/ Represents General Appropriation Act funds. Appropriated as a lump sum for the agency. The line items are shown for information only.

JLBC Analyst: Bellgardt

Vic Heller, Director (Tel. 542-3618)

GENERAL FUND AND TOURISM FUND	Fiscal 88 Actual	Fiscal 89 Estimate	Fiscal 90 Approved
FTE Positions	<u>15.0</u>	<u>15.0</u>	<u>18.0</u>
Personal Services	<u>422,800</u>	<u>437,400</u>	<u>468,400</u>
Employee Related Exp.	<u>74,000</u>	<u>97,000</u>	<u>108,700</u>
Prof. & Outside Services	35,100	47,400	49,300
Travel - State	30,700	22,400	32,700
Travel - Out of State	51,100	38,400	40,000
Other Operating Exp.	397,600	493,000	541,700
Equipment	<u>8,500</u>	<u>5,000</u>	<u>7,200</u>
All Other Operating Exp.	<u>523,000</u>	<u>606,200</u>	<u>670,900</u>
OPERATION SUB-TOTAL	1,019,800	1,140,600	1,248,000
Media Advertising	<u>2,076,800</u>	<u>4,276,100</u>	<u>4,310,600</u>
TOTAL APPROPRIATIONS	<u>3,096,600</u>	<u>5,416,700</u>	<u>5,558,600</u>
<u>Fund Summary</u>			
General Fund	3,096,600	3,416,700	3,558,600
Tourism Fund	<u>-0-</u>	<u>2,000,000</u>	<u>2,000,000</u>
TOTAL APPROPRIATIONS	<u>3,096,600</u>	<u>5,416,700</u>	<u>5,558,600</u> ^{1/2/3/}

The approved amount includes \$5,800 in Personal Services and \$600 in Employee Related Expenditures for salary increases, and a decrease of \$12,400 in Employee Related Expenditures for the decreased retirement contribution.

Personal Services - The approved amount includes 6 months' funding for 3 new FTE positions to operate the newly constructed Welcome Center, which to be located at Interstate 40 near Lupton.

All Other Operating Expenditures - The approved amount includes 6 months' funding for costs associated with the operation of the new Welcome Center.

1/ The \$4,310,600 appropriated for media advertising includes \$2,000,000 appropriated from the tourism fund under the provisions of Laws 1988, chapter 271.

2/ For each month following February 1, 1990, in which the Welcome Center at I-40 near Lupton is not in operation, \$11,400 of the \$68,400 budgeted for the operation of the new Welcome Center shall revert to the General Fund.

3/ Represents General Appropriation Act funds. Appropriated as a modified lump sum for the agency. The line items within "All Other Operating Exp." are shown for information only.

JLBC Analyst: Bellgardt

Honorable Ray Rottas, Treasurer (Tel. 542-5815)

GENERAL FUND & CORRECTIONS FUND	Fiscal 88 Actual	Fiscal 89 Estimate	Fiscal 90 Approved
FTE Positions	<u>28.0</u>	<u>30.0</u>	<u>32.0</u>
Personal Services	<u>673,000</u>	<u>820,200</u>	<u>865,700</u>
Employee Related Exp.	<u>124,700</u>	<u>166,500</u>	<u>169,800</u>
Prof. & Outside Services	94,300	124,200	140,000
Travel - State	500	2,200	1,700
Travel - Out of State	7,900	5,900	9,000
Other Operating Exp.	133,600	59,300	66,900
Equipment	<u>17,400</u>	<u>25,100</u>	<u>52,400</u>
All Other Operating Exp.	<u>253,700</u>	<u>216,700</u>	<u>270,000</u>
OPERATION SUB-TOTAL	1,051,400	1,203,400	1,305,500
Justice of Peace Salaries	1,168,700	1,575,000	1,800,000
State Grand Jury Fund	537,500	700,000	600,000
Local Narcotics Enforcement Fund	500,000 ^{1/}	-0-	-0-
Nuclear Emergency Management - Maricopa County	-0-	107,400	-0-
Long Term Care - Counties	5,500,000	6,500,000	5,500,000 ^{2/}
County Sales Tax - Community College Reimbursements	716,800	-0-	-0-
Water Quality Assurance - Revolving Fund	6,000,000	-0-	-0-
Peace Officers' Memorial Fund	<u>200,100</u>	<u>-0-</u>	<u>-0-</u>
TOTAL	15,674,500	10,085,800	9,205,500 ^{3/}
Additional Appropriations - 39th Leg., 1st Reg. Session			
Legal Counsel, Ch. 279	--	90,000 ^{4/}	-0-
Nuclear Emergency Mgt., Ch. 136	--	--	<u>111,700</u>
TOTAL APPROPRIATIONS	<u>15,674,500</u>	<u>10,175,800</u>	<u>9,317,200</u>
Fund Summary			
General Fund	15,174,500	10,175,800	9,317,200
Corrections Fund	<u>500,000</u>	<u>-0-</u>	<u>-0-</u>
TOTAL APPROPRIATIONS	<u>15,674,500</u>	<u>10,175,800</u>	<u>9,317,200</u>

(Continued)

^{1/} Appropriated from the Corrections Fund to the Local Narcotics Enforcement Fund through Laws 1987, Chapter 307.

(Footnotes Continued on Following Page)

STATE TREASURER (Cont'd)
GENERAL FUND & CORRECTIONS FUND

The approved amount includes \$10,100 in Personal Services and \$1,000 in Employee Related Expenditures for salary increases, and a decrease of \$21,700 in Employee Related Expenditures for the decreased retirement contribution.

Personal Services - The approved amount includes funding for 2 new FTE positions to perform operational and investment audit functions. In addition, the approved amount includes a 3% vacancy factor.

Professional and Outside Services - The approved amount includes additional funding for the increased cost of financial and data processing services.

Equipment - The approved amount includes funding for additional computer equipment, as well as the replacement of existing computer equipment.

Justice of Peace Salaries - The approved amount includes salary increases for judges in accordance with Laws 1988, Chapter 289.

Grand Jury Fund - The approved amount includes a decrease in funding for the reimbursement of Grand Jury expenses to counties and the Attorney General.

ADDITIONAL APPROPRIATIONS

Legal Counsel - Chapter 279 (S.B. 1143) - Appropriates \$90,000 from the General Fund in FY 1989 to the State Treasurer to be distributed equally between Apache and Navajo Counties for the purpose of obtaining outside legal counsel to represent the counties in the case of United States v. Arizona and Apache and Navajo Counties.

Nuclear Emergency Management - Chapter 136 (H.B. 2024) - Appropriates \$111,700 from the General Fund to the Nuclear Emergency Management Fund, for transmittal by the State Treasurer to the Department of Emergency and Military Affairs, for disbursement to Maricopa County agencies and departments assigned responsibilities under the off-site nuclear emergency response plan.

(Footnotes Continued From Previous Page)

- 2/ Appropriated through Laws 1988, Chapter 302.
- 3/ Represents General Appropriation Act funds. Appropriated as a modified lump sum for the agency. The line items within "All Other Operating Exp." are shown for information only.
- 4/ This appropriation does not lapse until the purpose for which the appropriation is made is accomplished or abandoned, except that any monies remaining unencumbered or unexpended on June 30, 1990, revert to the General Fund.

JLBC Analyst: Bellgardt

Edward F. Lowry, Jr., Director (Tel. 949-8998)

GENERAL FUND	Fiscal 88 Actual	Fiscal 89 Estimate	Fiscal 90 Approved
Personal Services	<u>900</u>	<u>1,600</u>	<u>1,600</u>
Employee Related Exp.	<u>100</u>	<u>200</u>	<u>100</u>
Travel - State	-0-	400	500
Travel - Out of State	2,800	4,300	7,300
Other Operating Exp.	<u>8,500</u>	<u>9,500</u>	<u>9,500</u>
All Other Operating Exp.	<u>11,300</u>	<u>14,200</u>	<u>17,300</u>
TOTAL APPROPRIATIONS	<u><u>12,300</u></u>	<u><u>16,000</u></u>	<u><u>19,000</u></u> ^{1/}

Travel - Out of State - The approved amount includes additional funding for the increased cost of the annual National Conference of Uniform State Laws Commissioners.

^{1/} Represents General Appropriation Act funds. Appropriated as a lump sum for the agency. The line items are shown for information only.

ARIZONA HEALTH CARE COST CONTAINMENT SYSTEM - SUMMARY

A.R.S. 36-2901

JLBC Analyst: Blanton

Dr. Leonard Kirschner, Director (Tel. 234-3655)

GENERAL FUND, FEDERAL FUNDS, COUNTY FUNDS, AND OTHER FUNDS	Fiscal 88 Actual	Fiscal 89 Estimate	Fiscal 90 Approved
<u>Program Summary</u>			
Administration	(S) 12,410,900 (T) 25,879,200	28,686,500 61,088,400	30,450,300 60,638,700
Acute Care	(S) 170,307,600 (T) 341,037,500	216,529,700 430,530,800	289,842,500 577,681,100
Long Term Care	(S) 4,474,800 (T) 10,309,000	-0- 188,904,600	-0- 293,473,700
PROGRAM TOTAL	(S) 187,193,300 (T) 377,225,700	245,216,200 680,523,800	320,292,800 931,793,500
FTE Positions	(S) 287.76 (T) 464.5	458.25 834.25	480.84 877.0
Personal Services	(S) 5,071,300 (T) 7,765,700	8,051,500 15,068,100	9,758,300 17,723,100
Employee Related Exp.	(S) 1,182,100 (T) 1,517,400	1,965,700 3,073,000	1,979,800 3,576,800
Prof. & Outside Services	(S) (T)	8,542,600 21,412,300	5,379,500 12,979,000
Travel - State	(S) (T)	167,000 298,300	243,200 448,300
Travel - Out of State	(S) (T)	17,300 30,800	24,000 40,100
Other Operating Exp.	(S) (T)	3,142,100 6,458,400	3,276,700 6,046,600
Equipment	(S) (T)	746,300 2,578,800	387,400 764,900
All Other Operating Exp.	(S) 6,157,500 (T) 16,596,100	12,615,300 30,778,600	9,310,800 20,278,900
OPERATION SUB-TOTAL	(S) 12,410,900 (T) 25,879,200	22,632,500 48,919,700	21,048,900 41,578,800
Special Line Items	(S) 174,782,400 (T) 351,346,500	222,583,700 631,604,100	299,162,700 890,133,500 ^{1/}
Additional Exp. Authority	(S) -- (T) --	-- --	81,200 81,200 ^{2/}
TOTAL EXP. AUTHORITY	(T) 377,225,700	680,523,800	931,793,500

(See Footnotes on Following Page)

(Continued)

ARIZONA HEALTH CARE COST CONTAINMENT SYSTEM - SUMMARY (Cont'd)
 GENERAL FUND, FEDERAL FUNDS,
 COUNTY FUNDS, AND OTHER FUNDS

Less Federal Funds	(111,982,900)	(311,401,500)	(452,026,300)
Less County Funds	(58,432,600)	(118,836,100)	(153,870,600)
Less Miscellaneous Funds	<u>(19,616,900)</u>	<u>(5,070,000)</u>	<u>(5,603,800)</u>
TOTAL APPROPRIATIONS	(S) <u>187,193,300</u> ^{3/}	<u>245,216,200</u> ^{3/}	<u>320,292,800</u> ^{3/}

FY 1989 REVISIONS

General Appropriations; Budget Reductions and Increases - Chapter 3 (H.B. 2103)
 - The legislation included an acute care programmatic increase of \$37,003,000 in state General Funds (S) \$32,557,600 in Total Expenditure Authority (T) and a net reduction in administration of \$859,900 (S) and \$659,900 (T).

AHCCCS Emergency Legislation - Chapter 5 (S.B. 1151) - Appropriated \$2,461,200 (S) and \$5,648,800 (T). The following represents a breakdown of the appropriation:

- o AHCCCS Administration - \$1,295,400 (S) and \$3,195,100 (T) - to fund Sixth Omnibus Budget Reconciliation Act (SOBRA) Conversions, the Qualified Medicare Beneficiary (QMB) Program, and Nursing Home Screenings. The legislation exempted the \$769,800 appropriated for QMB eligibility from A.R.S. § 35-190 (lapsing of appropriations).
- o DES Eligibility - \$1,088,700 (S) and \$2,177,400 (T) - to pay the Department of Economic Security for eligibility and related FTE positions and expenses for SOBRA conversions and MAO determinations.
- o DES Preadmission Screening and Annual Resident Review (PASARR) - \$29,400 (S) and \$117,600 (T) - to pay the Department of Economic Security for the screening of state nursing home residents for mental retardation.
- o DHS PASARR - \$47,700 (S) and \$158,700 (T) - to pay the Department of Health Services for the screening of state nursing home residents for mental illness.

(Continued)

- 1/ Details for the Special Line Items are included on the individual program pages.
- 2/ Details for the Special Line Items are included on the individual program pages.
- 3/ General Fund Appropriation.

ARIZONA HEALTH CARE COST CONTAINMENT SYSTEM - SUMMARY (Cont'd)
GENERAL FUND, FEDERAL FUNDS,
COUNTY FUNDS, AND OTHER FUNDS

FY 1990 ADDITIONAL EXPENDITURE AUTHORITY

Omnibus AHCCCS - Chapter 293 (S.B. 1348) - Appropriated \$50,400 for an Advisory Council on Indian Health Care. It is the intent of the Legislature that the remainder of the legislation's new administrative and programmatic requirements be funded out of the appropriation made in the General Appropriation Act, Chapter 311 (S.B. 1140), Laws of 1989. Additionally, the legislation creates a need for approximately \$7 million in FY 1991 due to its provision changing the SOBRA Women and Infants eligibility standard from 100% of the Federal Poverty Line to 130%.

Welfare Reform - Chapter 295 (S.B. 1138) - Appropriated \$30,800 for the provision of health care to those individuals who become AHCCCS-eligible due to a proposed benefit increase in Aid to Families with Dependent Children (AFDC). The benefit increase, however, was not enacted. Therefore, it is the intent of the Legislature that the appropriation lapse in accordance with A.R.S. § 35-190.

JLBC Analyst: Blanton

Dr. Leonard Kirschner, Director (Tel. 234-3655)

GENERAL FUND AND FEDERAL FUNDS		Fiscal 88 Actual	Fiscal 89 Estimate	Fiscal 90 Approved
FTE Positions	(S)	287.76	458.25	480.84
	(T)	<u>464.5</u>	<u>834.25</u>	<u>877.0</u> ^{1/}
Personal Services	(S)	5,071,300	8,051,500	9,758,300
	(T)	<u>7,765,700</u>	<u>15,068,100</u>	<u>17,723,100</u>
Employee Related Exp.	(S)	1,182,100	1,965,700	1,979,800
	(T)	<u>1,517,400</u>	<u>3,073,000</u>	<u>3,576,800</u>
Prof. & Outside Services	(S)		8,542,600	5,379,500
	(T)		21,412,300	12,979,000
Travel - State	(S)		167,000	243,200
	(T)		298,300	448,300
Travel - Out of State	(S)		17,300	24,000
	(T)		30,800	40,100
Other Operating Exp.	(S)		3,142,100	3,276,700
	(T)		6,458,400	6,046,600
Equipment	(S)		746,300	387,400
	(T)		<u>2,578,800</u>	<u>764,900</u>
All Other Operating Exp.	(S)	6,157,500	12,615,300	9,310,800
	(T)	<u>16,596,100</u>	<u>30,778,600</u>	<u>20,278,900</u>
OPERATION SUB-TOTAL	(S)	12,410,900	22,632,500	21,048,900
	(T)	25,879,200	48,919,700	41,578,800
DES Eligibility	(S)	-0-	5,976,900	8,406,900
	(T)	-0-	11,892,400	16,627,100 ^{2/3/}
DES - DDSA	(S)	-0-	-0-	308,300
	(T)	-0-	-0-	616,700 ^{2/}
DES PASARR	(S)	-0-	29,400	89,000
	(T)	-0-	117,600	355,600 ^{2/}
DHS - Licensure	(S)	-0-	-0-	337,900
	(T)	-0-	-0-	676,000 ^{2/}
DHS PASARR	(S)	-0-	47,700	208,900
	(T)	-0-	<u>158,700</u>	<u>734,100</u> ^{2/}

(Continued)

(See Footnotes On Following Page)

ARIZONA HEALTH CARE COST CONTAINMENT SYSTEM - ADMINISTRATION (Cont'd)
 GENERAL FUND AND FEDERAL FUNDS

Additional Exp. Authority -
 39th Leg., 1st Reg. Session

Omnibus AHCCCS, Ch. 293	(S)	--	--	50,400
	(T)	--	--	50,400
TOTAL EXP. AUTHORITY	(T)	<u>25,879,200</u>	<u>61,088,400</u>	<u>60,638,700</u> ^{4/}
Less Federal Funds		<u>(13,468,300)</u>	<u>(32,401,900)</u>	<u>(30,188,400)</u>
TOTAL APPROPRIATIONS	(S)	<u>12,410,900</u>	<u>28,686,500</u> ^{5/}	<u>30,450,300</u>

The approved amount includes \$120,500 in state General Funds (S) and \$218,800 in Total Expenditure Authority (T) in Personal Services and \$12,900 (S) and \$23,500 (T) in Employee Related Expenditures for salary increases, and a decrease of \$259,300 (S) and \$470,900 (T) in Employee Related Expenditures for the decreased retirement contribution.

Personal Services - The amount appropriated includes a 5% vacancy factor for all positions excluding the QMB eligibility-determination positions. An additional 15% was factored in for the latter in order to account for the delay in program implementation.

The approved amount includes funding for 160 new FTE positions. These new positions are broken down as follows:

- o QMB Administration - 30 FTE positions in total; 5 in Division of Grievance and Appeals, 5 in Management Information Systems; 7 in the Office of the Medical Director, and 13 in the Division of Member Services.
- o QMB Eligibility Determination - 109 FTE positions all in Division of Member Services. 64 of these positions are Eligibility Worker II's.

(Continued)

- 1/ In addition, 554 total FTE positions are funded in the following special line items: 511.2 in DES Eligibility, 8.3 in DES DDSA, 8 in DES PASARR, 21 in DHS Licensure, 2.5 in DHS PASARR, and 3 in Childrens Rehabilitative Services.
- 2/ These monies shall be utilized for intergovernmental agreements with the Department of Economic Security and the Department of Health Services.
- 3/ Includes \$1,876,900 in expenditure authority to expand the Arizona Technical Eligibility Computer System to include MAO eligibility determinations. These funds shall become available upon review by the JLBC of an automation plan for the Department of Economic Security.
- 4/ Represents General Appropriation Act funds. Appropriated as a modified lump sum for the program. The line items within "All Other Operating Exp." are shown for information only.
- 5/ Includes approved amounts from Laws 1989, Chapter 3 (H.B. 2103) and Chapter 5 (S.B. 1151).

ARIZONA HEALTH CARE COST CONTAINMENT SYSTEM - ADMINISTRATION (Cont'd)
 GENERAL FUND AND FEDERAL FUNDS

- o Fee for Service - 15 FTE positions with 10 in the Division of Member Services and 5 in the Office of the Medical Director. These new positions were added in order to eliminate claims backlog and to meet anticipated workload increases.
- o Arizona Long Term Care System - 3 FTE positions all in the Division of Grievance and Appeals. These positions were added in order to eliminate the Appeals backlog and meet anticipated increases in hearing requests.
- o In-House Legal - 3 FTE positions all in the Division of Grievance and Appeals. These positions were added in order to reduce expenditures on contracted legal services. The corresponding reduction in Professional and Outside Services amounted to \$139,300 (S) and \$232,200 (T).

DES Eligibility - The approved amount includes funding for an additional 204.7 FTE positions. These new positions brings the total number of DES staff associated with AHCCCS eligibility to 511.2 FTE positions. The approved amount also includes \$57,400 (S) and \$114,900 (T) in Personal Services and \$6,400 (S) and \$12,900 (T) in Employee Related Expenditures for salary increases, and a decrease of \$123,600 (S) and \$247,200 (T) in Employee Related Expenditures for the decreased retirement contribution. The line item breakdown follows:

	<u>S</u>	<u>T</u>
-- Personal Services	4,652,800	9,305,800
-- Employee Related Expenditures	1,014,700	2,029,400
-- All Other Operating	<u>2,739,400</u>	<u>5,291,900</u>
-- Total	8,406,900	16,627,100

DES DDSA - The approved amount includes funding for 8.3 FTE positions. The approved amount also includes \$1,400 (S) and \$2,900 (T) in Personal Services and \$200 (S) and \$300 (T) in Employee Related Expenditures for salary increases, and a decrease of \$3,100 (S) and \$6,200 (T) in Employee Related Expenditures for the decreased retirement contribution. The line item breakdown follows:

	<u>S</u>	<u>T</u>
-- Personal Services	116,800	233,600
-- Employee Related Expenditures	31,300	62,500
-- All Other Operating	95,000	190,100
-- "Below the Line" Expenses	<u>65,200</u>	<u>130,500</u>
-- Total	308,300	616,700

(Continued)

ARIZONA HEALTH CARE COST CONTAINMENT SYSTEM - ADMINISTRATION (Cont'd)
 GENERAL FUND AND FEDERAL FUNDS

DES PASARR - The approved amount includes funding for 8 FTE positions. The approved amount also includes \$500 (S) and \$1,800 (T) in Personal Services and \$100 (S) and \$200 (T) in Employee Related Expenditures for salary increases, and a decrease of \$1,000 (S) and \$4,000 (T) in Employee Related Expenditures for the decreased retirement contribution. The line item breakdown follows:

	<u>S</u>	<u>T</u>
-- Personal Services	37,300	148,900
-- Employee Related Expenditures	8,600	34,300
-- All Other Operating	<u>43,100</u>	<u>172,400</u>
-- Total	89,000	355,600

DHS Licensure - The approved amount includes funding for 21 FTE positions. The approved amount also includes \$2,800 (S) and \$5,600 (T) in Personal Services and \$300 (S) and \$700 (T) in Employee Related Expenditures for salary increases, and a decrease of \$6,000 (S) and \$12,000 (T) in Employee Related Expenditures for the decreased retirement contribution. The line item breakdown follows:

	<u>S</u>	<u>T</u>
-- Personal Services	225,600	451,200
-- Employee Related Expenditures	44,200	88,500
-- All Other Operating	<u>68,100</u>	<u>136,300</u>
-- Total	337,900	676,000

DHS PASARR - The approved amount included funding for 2.5 FTE positions. The approved amount also includes \$100 (S) and \$500 (T) in Personal Services and \$-0-(S) and \$100 (T) in Employee Related Expenditures for salary increases, and a decrease of \$300 (S) and \$1,100 (T) in Employee Related Expenditures for the decreased retirement contribution. The line item breakdown follows:

	<u>S</u>	<u>T</u>
-- Personal Services	10,200	40,800
-- Employee Related Expenditures	2,500	10,200
-- All Other Operating	<u>196,200</u>	<u>683,100</u>
-- Total	208,900	734,100

JLBC Analyst: Blanton

Dr. Leonard Kirschner, Director (Tel. 234-3655)

GENERAL FUND, FEDERAL FUNDS, AND COUNTY FUNDS	Fiscal 88 Actual	Fiscal 89 Estimate	Fiscal 90 Approved
Acute Care Capitation	(S) 109,105,600 (T) 242,000,000	104,870,200 296,329,400	86,952,300 281,808,500
Long Term Care Capitation	(S) -0- (T) -0-	5,337,600 8,088,200	5,337,600 8,088,200
Fee for Service	(S) 40,243,500 (T) 73,138,600	77,861,300 94,050,600	61,308,300 78,989,700
Reinsurance	(S) 14,339,600 (T) 15,979,800	17,083,900 19,229,200	16,751,800 18,064,200
Child Rehab. Services	(S) 3,506,200 (T) 4,937,900	6,334,300 7,037,900	4,134,300 4,837,900
Medicare Premiums	(S) 3,112,700 (T) 4,981,200	5,042,400 5,795,500	5,042,400 6,184,700
Medicare Catastrophic	(S) -0- (T) -0-	-0- -0-	-0- -0-
Plan Adj. & Demog.	(S) -0- (T) -0-	-0- -0-	110,285,000 <u>179,677,100</u> ^{1/2/}
Additional Appropriations - 39th Leg., 1st Reg. Session			
Welfare Reform, Ch. 295	(S) -- (T) --	-- --	30,800 <u>30,800</u>
TOTAL EXP. AUTHORITY	(T) <u>341,037,500</u>	<u>430,530,800</u>	<u>577,681,100</u>
Less Federal, County and Other Funds	(170,729,900)	(214,001,100)	(287,838,600)
TOTAL APPROPRIATIONS	(S) <u>170,307,600</u>	<u>216,529,700</u>	<u>289,842,500</u> ^{3/}

^{1/} Subject to the approval by the JLBC, the monies appropriated in the Plan Adjustment and Demographics line item are to be distributed to each of the specific medical services line items after the capitated medical services contracts have been finalized.

^{2/} Includes \$104,500 for Children's Rehabilitative Services (CRS) provider increases. It also includes, for the 3 FTE positions in CRS, \$600 in Personal Services and \$100 in Employee Related Expenditures for salary increases and a decrease of \$1,300 in Employee Related Expenditures for the decreased retirement contribution

^{3/} Represents General Appropriation Act funds. Appropriated as a modified lump sum for the program.

JLBC Analyst: Blanton

Dr. Leonard Kirschner, Director (Tel. 234-3655)

GENERAL FUND, FEDERAL FUNDS, AND COUNTY FUNDS	Fiscal 88 Actual	Fiscal 89 Estimate	Fiscal 90 Approved
Long Term Care (S)	4,474,800	-0-	-0-
(T)	<u>10,309,000</u>	<u>188,904,600</u>	<u>293,473,700</u>
TOTAL EXP. AUTHORITY (T)	<u>10,309,000</u>	<u>188,904,600</u>	<u>293,473,700</u> ^{1/}
Less Federal and County Funds	<u>(5,834,200)</u>	<u>(188,904,600)</u>	<u>(293,473,700)</u>
TOTAL APPROPRIATIONS (S)	<u>4,474,800</u>	<u>-0-</u>	<u>-0-</u>

^{1/} Represents General Appropriation Act funds. Appropriated as a lump sum for the program.

JLBC Analyst: Stavneak

Linda Moore-Cannon, Director (Tel. 542-5678)

SUMMARY OF GENERAL FUND AND OTHER FUNDS	Fiscal 88 Actual	Fiscal 89 Estimate	Fiscal 90 Approved
<u>Program Summary</u>			
Administration	14,387,300	15,093,300	16,800,000
Developmental Disabilities	71,277,100	66,661,500	43,311,100
Long Term Care	59,400	10,802,300	34,478,700
Family Support	67,010,000	75,429,300	81,279,900
Social Services	72,793,200	89,861,200	93,860,520
Child Protective Svcs. Training	213,000	410,500	430,200
Employment & Rehab	4,341,600	5,156,500	4,305,500
TOTAL APPROPRIATIONS	<u>230,081,600</u>	<u>263,414,600</u>	<u>274,465,920</u>
<u>Expenditure Detail</u>			
FTE Positions	<u>2,660.80</u>	<u>2,781.90</u>	<u>2,953.40</u>
Personal Services	<u>56,065,800</u>	<u>58,309,600</u>	<u>53,102,700</u>
Employee Related Exp.	<u>12,601,800</u>	<u>13,904,200</u>	<u>11,364,200</u>
Prof. & Outside Services	2,001,200	1,644,400	2,278,700
Travel - State	796,800	1,200,100	1,348,500
Travel - Out of State	48,200	51,200	53,700
Other Operating Exp.	11,808,600	12,221,300	13,144,900
Food	753,200	832,700	546,100
Equipment	<u>1,272,700</u>	<u>2,233,200</u>	<u>1,646,100</u>
All Other Operating Exp.	<u>16,680,700</u>	<u>18,182,900</u>	<u>19,018,000</u>
OPERATION SUB-TOTAL	85,348,300	90,396,700	83,484,900
Special Line Items	144,733,300	173,017,900	189,228,900
Additional Appropriations	<u>--</u>	<u>--</u>	<u>1,752,120</u>
TOTAL APPROPRIATIONS	<u>230,081,600</u>	<u>263,414,600</u>	<u>274,465,920</u>
<u>FUND SUMMARY</u>			
General Fund	229,805,900	262,912,500	273,701,420
Other Appropriated Funds	<u>275,700</u>	<u>502,100</u>	<u>764,500</u>
TOTAL APPROPRIATIONS	<u>230,081,600</u>	<u>263,414,600</u>	<u>274,465,920</u> ^{1/2/3/}

(Continued)

^{1/} The above appropriation is in addition to funds granted to the state by the federal government for the same purposes, but shall be deemed to include the sums deposited in the state treasury to the credit of the Department of Economic Security, pursuant to the provisions of § 42-1341, Arizona Revised Statutes.

(Footnotes Continued On Following Page)

DEPARTMENT OF ECONOMIC SECURITY - SUMMARY (Cont'd)
SUMMARY OF GENERAL FUNDS AND OTHER FUNDS

CAPITAL OUTLAY

Capital Outlay Bill - Chapter 302 (S.B. 1468) - The Capital Outlay bill appropriates \$288,800 from the State General Fund as follows:

- o Winslow Multi-Service Center \$ 203,800
This appropriation will allow the department to proceed with an expansion of the existing facility. The expansion will provide space to coordinate and integrate the department's programs at one location.

- o Southwest Phoenix Multi-Service Center \$ 85,000
This appropriation will allow the department to begin a search for a site for the proposed facility. It will also enable the department to negotiate for the acquisition of property should a site be selected.

\$ 288,800

TOTAL CAPITAL OUTLAY APPROPRIATIONS \$ 288,800

(Footnotes Continued From Previous Page)

2/ It is legislative intent that the department increase its fee schedule collections as a means of obtaining additional revenue in order to expand services to those most in need. By December 1, 1989, the department shall report to the chairmen of the Appropriations Committees its progress in updating the current fee schedules, developing fee schedules for services that currently do not have schedules and increasing the rate and level of collections. The report shall include a statement on the department's progress in meeting past legislative directives on fee schedules.

3/ A monthly report comparing total expenditures for the month and year-to-date shall be forwarded to the President of the Senate, the Speaker of the House of Representatives and the Staff Director of the Joint Legislative Budget Committee by the twenty-fifth of the following month. The report shall include an estimate of (a) potential shortfalls in entitlement programs and (b) potential federal and other funds, such as the statewide assessment for indirect costs, that may be available to offset these shortfalls.

DEPARTMENT OF ECONOMIC SECURITY - ADMINISTRATION

A.R.S. 41-1951

JLBC Analyst: Stavneak

Linda Moore-Cannon, Director (Tel. 542-5678)

GENERAL FUND AND OTHER FUNDS	Fiscal 88 Actual	Fiscal 89 Estimate	Fiscal 90 Approved
FTE Positions	329.1	319.7	328.2 ^{1/}
Personal Services	8,014,800	8,604,600	8,903,800
Employee Related Exp.	1,658,200	1,962,700	1,727,400
Prof. & Outside Services	1,075,200	670,500	720,200
Travel - State	120,700	161,800	179,100
Travel - Out of State	20,100	16,800	17,500
Other Operating Exp.	2,351,500	2,429,800	2,615,700
Equipment	1,084,100	1,155,500	1,140,500
All Other Operating Exp.	4,651,600	4,434,400	4,673,000
OPERATION SUB-TOTAL	14,324,600	15,001,700	15,304,200
Public Assistance Collection Fund	62,700	91,600	184,300 ^{2/}
ASSISTS Automation	-0-	-0-	150,000 ^{3/}
AZTECS Modification	-0-	-0-	700,200 ^{3/}
FMCS Modification	-0-	-0-	131,300 ^{3/}
TOTAL	14,387,300	15,093,300	16,470,000 ^{4/}
Additional Appropriations - 39th Leg., 1st Reg. Session			
Welfare Reform, Ch. 295	--	--	330,000
TOTAL APPROPRIATIONS	14,387,300	15,093,300	16,800,000
<u>Fund Summary</u>			
General Fund	14,324,600	15,001,700	16,465,700
Other Funds	62,700	91,600	334,300
TOTAL APPROPRIATIONS	14,387,300	15,093,300	16,800,000

(Continued)

- ^{1/} In addition, 5.8 FTE positions are funded in the Public Assistance Collections Fund line item (non-general fund).
- ^{2/} As authorized by Laws 1987, Chapter 55, the \$184,300 appropriated for public assistance collection is available for deposit into the Public Assistance Collections Fund (Personal Services, \$112,500; Employee Related Expenditures, \$28,600; and All Other Operating, \$43,200).
- ^{3/} The \$150,000 appropriated for ASSISTS Automation, \$700,200 for AZTECS Modification and \$131,300 for FMCS modification shall become available upon review of a department-wide automation plan by the Joint Legislative Budget Committee.

(Footnotes Continued on Following Page)

DEPARTMENT OF ECONOMIC SECURITY - ADMINISTRATION (Cont'd)
GENERAL FUND AND OTHER FUNDS

The approved amount includes \$109,900 in Personal Services and \$12,600 in Employee Related Expenditures for salary increases, and a decrease of \$236,600 in Employee Related Expenditures for the decreased retirement contribution.

FTE Positions - The approved amount includes an additional 8.5 FTE positions for the following three projects:

- Business Functions - The approved General Fund amount includes 3 FTE positions and \$110,700 to eliminate backlogs in the Division of Business and Finance for functions such as contracting, payroll, purchase orders, personnel actions and travel reimbursements. The department will also receive federal and other matching funds to hire another 5 FTE positions.
- Claims Processing Direct Support - The approved amount includes 2.5 FTE positions and \$143,300 in the Division of Business and Finance to speed the processing of payments to contracted providers of developmentally disabled services. The department will also receive federal matching funds to hire at least an additional 2.5 FTE positions.
- Project Control - The approved amount includes 3 FTE positions in the Office of the Director to oversee the implementation of new information and management systems. Based upon an internal DES review of the problems with the new automated accounting system, the Appropriations Committees were concerned that the department lacked sufficient monitoring staff to ensure the timely and orderly phase-in of similar projects. The department will also receive federal and other matching funds to hire an additional FTE position.

Personal Services - The approved amount is based upon a 3% vacancy factor, which results in vacancy savings of \$264,600. The approved amount also includes a transfer of \$55,800 from the Attorney General. This amount had been originally appropriated to the Attorney General in FY 1989 for attorney salary adjustments.

Equipment - The approved amount includes \$311,700 for replacement equipment, \$800,700 for the on-going lease-purchase of computer equipment and \$28,100 for new employee equipment.

The on-going lease-purchase amount represents equipment acquisitions initially authorized in the FY 1987 and FY 1988 budgets for Aid to Families with Dependent Children (AFDC) and other federal programs. The equipment includes upgrades of the central processing unit (CPU), a solid state storage device, a magnetic tape cartridge and individual terminals and printers.

(Continued)

(Footnotes Continued From Previous Page)

4/ Represents General Appropriation Act funds. Appropriated as a modified lump sum for the program. The line items within "All Other Operating Exp." are shown for information only.

DEPARTMENT OF ECONOMIC SECURITY - ADMINISTRATION (Cont'd)
 GENERAL FUND AND OTHER FUNDS

Under current federal regulations, the state must bear the entire interest expense of a lease-purchase agreement in federal matching programs. The federal government, however, is reviewing a proposal to make such interest payments a matchable expense.

The following schedule is the current lease-purchase plan for this equipment. The plan assumes that the state will pay 100% of the interest cost and 38% of the principal in FY 1990:

	<u>Total</u>	<u>Principal</u>	<u>Interest</u>	<u>State</u>	<u>Federal</u>	<u>Local</u>
FY 1989	\$1,815,200	1,427,200	388,000	762,500	975,300	77,400
FY 1990	1,875,400	1,571,600	303,800	724,100	1,068,500	82,800
FY 1991	1,790,000	1,595,500	194,500	623,200	1,083,400	83,400
FY 1992	1,364,700	1,266,800	97,900	449,000	852,800	62,900
FY 1993	681,500	661,300	20,200	226,000	429,600	25,900
FY 1994	60,200	59,500	700	26,800	33,400	0

Public Assistance Collections Fund - A.R.S. § 46-295 requires 25% of repaid erroneous public assistance benefits to be deposited into the Public Assistance Collections Fund. The approved amount would fund an additional 2.3 FTE positions. The department will also receive federal funds to hire another 1.7 positions, for a total of 4.0 new staff. The new positions include an Attorney IV, a Legal Secretary III, a Collector II and a Secretary.

The attorney and the legal secretary will permit the Attorney General's office to increase collections through civil litigation and post-judgement collection efforts while the collector and secretary will focus on research and recovery of accounts with at least 1-year old balances.

ASSISTS Automation - The approved amount includes \$150,000 from the Special Administration Fund to expand the Arizona Social Services Information Statistical Tracking System (ASSISTS). This amount would permit DES to establish a limited version of their original proposal for a full-scale on-line management information system. The smaller scale model would a) provide the department with financial and demographic data on the Adoption and/or Foster Care programs and b) permit the Legislature to evaluate whether further expansions are justified.

AZTECS Automation - The approved amount would permit DES to modify the Arizona Technical Eligibility Computer System (AZTECS) to reduce on-line processing time and to provide capacity for caseload expansion. AZTECS is the automated eligibility determination system for AFDC and Food Stamps.

The approved amount includes \$179,000 for professional and outside services and \$521,200 for the first year of a 5-year lease purchase.

(Continued)

DEPARTMENT OF ECONOMIC SECURITY - ADMINISTRATION (Cont'd)
GENERAL FUND AND OTHER FUNDS

The following schedule is a 5-year lease purchase plan for the AZTECS equipment. The plan assumes that the state will pay 100% of the interest cost.

	<u>Total</u>	<u>Principal</u>	<u>Interest</u>	<u>State</u>	<u>Federal</u>
FY 1990	\$892,600	621,600	271,000	521,200	371,400
FY 1991	892,600	673,200	219,400	490,300	402,300
FY 1992	892,600	729,000	163,600	456,900	435,700
FY 1993	892,600	789,600	103,000	420,800	471,800
FY 1994	892,600	855,100	37,506	381,600	511,000

FMCS Automation - The approved amount includes \$131,300 for professional and outside services to modify the department's Financial Management Control System. An internal DES review has revealed significant problems with the implementation of this new automated accounting system.

ADDITIONAL APPROPRIATIONS

Welfare Reform - Chapter 295 (S.B. 1138) - This legislation appropriates \$330,000 in administrative start-up funds to the department to begin planning the implementation of the federal Family Support Act of 1988. The federal legislation requires the department to start several new welfare programs in FY 1991. Chapter 295 permits DES to spend the \$330,000 on program planning and implementation costs, administrative support costs, development of an automation plan and purchase of capital equipment.

JLBC Analyst: Stavneak

Linda Moore-Cannon, Director (Tel. 542-5678)

GENERAL FUND	Fiscal 88 Actual	Fiscal 89 Estimate	Fiscal 90 Approved
FTE Positions	<u>1,152.2</u>	<u>562.1</u>	<u>518.4</u>
Personal Services	<u>22,402,900</u>	<u>19,608,500</u>	<u>8,352,500</u>
Employee Related Exp.	<u>5,589,900</u>	<u>4,926,300</u>	<u>1,926,200</u>
Prof. & Outside Services	564,800	570,100	548,800
Travel - State	173,500	192,300	198,600
Travel - Out of State	6,300	3,700	3,800
Other Operating Exp.	3,902,800	2,087,900	1,374,600
Food	753,200	811,600	180,800
Equipment	<u>66,100</u>	<u>179,000</u>	<u>164,500</u>
All Other Operating Exp.	<u>5,466,700</u>	<u>3,844,600</u>	<u>2,471,100</u>
OPERATION SUB-TOTAL	33,459,500	28,379,400	12,749,800
ASH Community Placement	-0-	150,000	152,300 ^{1/}
Assistance to Families	269,500	375,000	413,200 ^{1/}
Certification Delay	-0-	4,356,400	-0-
Coolidge Delay	-0-	-0-	2,985,600
Foster Care	6,155,700	4,861,900	4,006,100 ^{1/}
Housekeeping Payments	-0-	404,100	444,400 ^{1/}
Out-of-District Placement	557,000	800,800	908,700 ^{1/}
Purchase of Care	30,716,100	27,206,100	21,521,400 ^{1/}
Stipends and Allowances	7,400	10,400	10,400 ^{1/}
Voc. Rehab. Contracts	<u>111,900</u>	<u>117,400</u>	<u>119,200</u> ^{1/}
TOTAL APPROPRIATIONS	<u>71,277,100</u>	<u>66,661,500</u> ^{2/}	<u>43,311,100</u> ^{3/}

The approved amount includes \$103,100 in Personal Services and \$14,000 in Employee Related Expenditures for salary increases, and a decrease of \$221,900 in Employee Related Expenditures for the decreased retirement contribution.

(Continued)

- ^{1/} This program is subject to the standardized evaluation system approved by the Joint Legislative Budget Committee.
- ^{2/} This amount includes a transfer-in of \$14,131,600 from the Long Term Care System Fund, as approved by the Joint Legislative Budget Committee.
- ^{3/} Represents General Appropriation Act funds. Appropriated as a modified lump sum for the program. The line items within "All Other Operating Exp." are shown for information only.

DEPARTMENT OF ECONOMIC SECURITY - DEVELOPMENTAL DISABILITIES (Cont'd)
GENERAL FUND

With the implementation of the Title XIX federal long term care program, developmental disability resources have been split into 2 budget programs. Clients eligible for federal reimbursement will be funded from the Long Term Care System Fund budget program. All other clients will continue to receive assistance through this existing 100% state-funded program, Developmental Disabilities.

The long term care program began on December 19, 1988. For FY 1989, the Developmental Disabilities program funds all clients from July 1 through December 19, 1988 and funds only non-long term care clients for the remainder of the fiscal year. Only non-long term care clients will be funded from this program in FY 1990, which accounts for the substantial decrease in funding between FY 1989 and FY 1990.

Personal Services - The approved amount is based upon a 3% vacancy factor for non-direct line staff, which results in vacancy savings of \$211,500. The following positions are exempt from a vacancy factor: Habilitation Nurse I and II and Habilitation Technician I, II and III. With these exemptions, the program's overall vacancy factor is 2.5%.

Equipment - The approved amount includes \$34,900 for repairing the telephone system at the Arizona Training Program at Coolidge and \$129,600 for replacement equipment. The actual cost of repairing the phone system is \$134,900. The Appropriations Committees recommended that the department use \$100,000 of the \$129,600 replacement equipment budget to make up the difference between the specific phone appropriation and the total cost of repair.

ASH Community Placement - The approved amount will permit 15 "dually-diagnosed" clients in the Arizona State Hospital to be placed in community settings. These clients need a joint service plan to address both their mental health needs and their developmental disabilities. Title XIX will fund the clients' residential costs. This appropriation will provide non-Title XIX services such as psychiatric care.

Assistance to Families - This program provides payments to a parent, guardian, or individual on behalf of a developmentally disabled individual. The payment is designed to maintain that child in his or her own home or in a semi-independent environment. A maximum of \$400 per month is available for any one individual. Given the program's success during its first 3 years of operation, the approved amount includes a \$38,200 increase over FY 1989.

Certification Delay - The FY 1989 mid-year budget adjustments bill (Chapter 3, H.B. 2103) included additional state funds to cover the cost of the delayed start of the federal long term care program. The original FY 1989 budget assumed the state would begin to receive federal funds for existing clients on October 1, 1988. The program did not begin at the Arizona Training Program at Tucson until December 19, 1988, and was even further delayed at the Arizona Training Program at Coolidge (see next item for further details).

(Continued)

DEPARTMENT OF ECONOMIC SECURITY - DEVELOPMENTAL DISABILITIES (Cont'd)
GENERAL FUND

Coolidge Delay - The approved amount represents the cost to the state of not having the Arizona Training Program at Coolidge certified to participate in the federal long term care program by July 1, 1989. The main barrier to such certification involves the institution's failure to meet federal standards for an active day treatment program.

DES currently plans to phase in federal certification of the Coolidge residential cottages at 3 different times in FY 1990. As soon as a cottage is certified, its residents will become eligible for federal funding. In the interim, these clients' cost of care will be incurred in the 100% state-funded Developmental Disabilities program.

This cost of delay assumes the following certification schedule for 165 Coolidge residents:

<u>Certification Date</u>	<u># of affected clients</u>
July 24, 1989	53
October 16, 1989	44
January 8, 1990	68

This schedule also assumes that 21 clients would be in federally certified programs by the end of FY 1989.

The approved amount funds 99.8 FTE positions and the following line items: Personal Services, \$2,085,400; Employee Related Expenses, \$480,900; and All Other Operating Expenses, \$419,300. These dollar amounts include \$25,700 in Personal Services and \$3,500 in Employee Related Expenditures for salary increases, and a decrease of \$55,400 in Employee Related Expenditures for the decrease in retirement contribution.

Foster Care - The approved amount provides services for 208 developmentally disabled children, adjudicated dependent by the courts, including an additional 4 children who are projected to enter the system by court order during FY 1990.

The approved amount includes \$130,300 to increase the Special II monthly rate from \$343 to \$425 and the Special III rate from \$530 to \$610. The Special II rate applies to children who require moderate supervision and who may have minimal to moderate medical and behavioral problems. The Special III rate involves children who require intensive supervision and who have serious medical problems, educational needs, and/or extra expense.

Housekeeping Payments - A.R.S. § 46-252 requires DES to make a \$70 monthly payment to any person who requires housekeeping services and receives Supplemental Security Income (SSI). The approved amount will fund 529 clients, an increase of 48 individuals, or 10%, from FY 1989.

(Continued)

DEPARTMENT OF ECONOMIC SECURITY - DEVELOPMENTAL DISABILITIES (Cont'd)
GENERAL FUND

Out-of-District Placement - A.R.S. § 15-765 provides that the non-medical and non-educational expenses of mentally handicapped and autistic children are payable by the department when a school district cannot provide satisfactory education services within the district. The approved amount will provide services to at least 27 children in FY 1990, an increase of 3 from FY 1989. This amount is intended to fund the waiting list for these services, as outlined in the DES budget submission.

Purchase of Care for Developmental Disabilities - The approved amount funds contracts with providers of community services, which include residential care, adult services, child services, support services, case management and other related services. The expenditures detail is as follows:

Residential Services	\$ 6,527,600
Adult Day Services	6,216,900
Family Support	6,383,100
Children Services	<u>2,393,800</u>
TOTAL	<u>\$21,521,400</u>

The approved amount includes the following:

Aging-out residential services - The approved amount funds part-year residential services for 18 year-olds no longer receiving foster care. The approved amount includes a) an additional \$153,500 to annualize that cost for 17 clients partially funded in FY 1989 and b) \$126,400 to fund 6 months of care for 14 foster care children turning 18 during FY 1990.

Aging-out adult day programs - The approved amount funds part-year adult day services for 22 year-olds no longer receiving a public education. The approved amount includes a) \$69,100 to annualize the cost for 23 clients partially funded in FY 1989 and b) \$70,600 to fund 6 months of care for 24 newly-eligible FY 1990 recipients.

Children Services - The approved amount reflects an additional \$802,900 for children services in FY 1990. This amount includes:

- \$401,600 to annualize the cost of services provided to 226 children in FY 1989.
- \$401,300 to fund 219 children for an average of 6 months of family and preschool-based developmental day training in FY 1990. This amount is intended to fund the full waiting list for these services, as outlined in the DES budget submission.

Pay Rate Adjustment - The approved amount includes a) \$690,500 to increase the pay rate for direct care residential staff in vendor-operated homes from an average of \$5.25 per hour to \$6.25 per hour and b) \$997,700 to increase the pay rate of direct care day staff in vendor-operated programs from an average of \$5.00 per hour to \$6.00 per hour.

(Continued)

DEPARTMENT OF ECONOMIC SECURITY - DEVELOPMENTAL DISABILITIES (Cont'd)
GENERAL FUND

Stipends and Allowances - The approved amount provides weekly allowances to 17 residents of the Arizona Training Programs at Coolidge and Tucson.

Vocational Rehabilitation Contracts - The approved amount provides vocational rehabilitation services to developmentally disabled persons. The federal government matches the state funds at an 80/20% rate.

Provider Increase - It is the intent of the Legislature that the Department of Economic Security shall grant providers an average increase of 1.5%. This increase has been allocated to the appropriate special line items.

JLBC Analyst: Stavneak

Linda Moore-Cannon, Director (Tel. 542-5678)

GENERAL FUND (S) AND LONG TERM CARE SYSTEM FUND (T) ^{1/}	Fiscal 88 Actual	Fiscal 89 Estimate	Fiscal 90 Approved
FTE Positions	(S) 0.0 (T) <u>0.0</u>	267.8 <u>706.7</u>	348.3 <u>898.9</u>
Personal Services	(S) -0- (T) <u>-0-</u>	2,373,500 <u>6,252,600</u>	7,722,300 <u>19,928,700</u>
Employee Related Exp.	(S) -0- (T) <u>-0-</u>	741,800 <u>1,954,200</u>	1,826,000 <u>4,712,200</u>
Prof. & Outside Services	(S) -0- (T) -0-	168,600 444,200	818,900 2,113,300
Travel - State	(S) -0- (T) -0-	19,100 50,300	174,200 449,500
Travel - Out of State	(S) -0- (T) -0-	400 1,100	1,700 4,500
Other Operating Exp.	(S) 9,100 (T) 9,100	527,000 1,388,300	1,169,200 3,017,400
Food	(S) -0- (T) -0-	21,100 55,600	365,300 646,600
Equipment	(S) 50,300 (T) <u>50,300</u>	28,400 <u>74,800</u>	100,500 <u>256,000</u>
All Other Operating Exp.	(S) 59,400 (T) <u>59,400</u>	764,600 <u>2,014,300</u>	2,629,800 <u>6,487,300</u>
OPERATION SUB-TOTAL	(S) 59,400 (T) 59,400	3,879,900 10,221,100	12,178,100 31,128,200
Acute Care	(S) -0- (T) -0-	1,732,500 3,500,000	4,136,400 9,664,600 ^{2/}
Contingency Reserve	(S) -0- (T) -0-	300,000 300,000	-0- -0-
Coolidge Delay	(S) -0- (T) -0-	-0- -0-	(1,192,800) (3,078,100)
Fee for Service	(S) -0- (T) -0-	529,500 1,394,900	2,137,000 5,514,700 ^{2/}

(S) = State General Fund Appropriation

(T) = Total Expenditure Authority

(Continued)

(See Footnotes on Following Page)

DEPARTMENT OF ECONOMIC SECURITY - LONG TERM CARE (Cont'd)
GENERAL FUND

Foster Care	(S)	-0-	645,300	2,430,300	<u>2/</u>
	(T)	-0-	1,699,900	6,449,500	
Purchase of Care	(S)	-0-	2,201,700	14,584,300	<u>2/</u>
	(T)	-0-	5,800,100	39,166,000	
Reserve	(S)	-0-	1,513,400	-0-	
	(T)	-0-	1,513,400	-0-	
Stipends and Allowances	(S)	-0-	-0-	205,400	<u>2/</u>
	(T)	-0-	-0-	205,400	
TOTAL EXP. AUTHORITY	(T)	59,400	24,429,400	89,050,300	
Less Title XIX and Other Funds		-0-	(13,627,100)	(54,571,600)	
TOTAL APPROPRIATIONS	(S)	<u>59,400</u>	<u>10,802,300</u>	<u>34,478,700</u>	<u>4/</u>

(S) = State General Fund Appropriation
(T) = Total Expenditure Authority

The approved amount includes \$95,300 in state General Fund dollars (S) and \$246,000 in Total Expenditure Authority (T) in Personal Services and \$13,100 (S) and \$33,700 (T) in Employee Related Expenditures for salary increases, and a decrease of \$205,200 (S) and \$529,500 (T) in Employee Related Expenditures for the decreased retirement contribution.

New Long Term Care Program - Laws 1987, Chapter 332, established a long term care program for the elderly, physically disabled and developmentally disabled (DD). While the elderly and physically disabled are a county responsibility, DES administers the DD program.

(Continued)

- 1/ A.R.S. § 36-2953 establishes a Long Term Care System Fund. Subject to legislative appropriation, this fund consists of all Arizona Health Care Cost Containment System (AHCCCS) monies, state appropriations and other grants used to finance developmentally disabled long term care. The following chart displays both the State General Fund contribution (S) and the Total Expenditure Authority (T) of the Long Term Care System Fund.
- 2/ This program is subject to the standardized evaluation system approved by the Joint Legislative Budget Committee.
- 3/ This amount reflects the available funds after a transfer-out of \$14,131,600 to the Developmental Disabilities program, as approved by the Joint Legislative Budget Committee.
- 4/ Represents General Appropriation Act funds. Appropriated as a modified lump sum for the program. The line items within "All Other Operating Exp." are shown for information only.

DEPARTMENT OF ECONOMIC SECURITY - LONG TERM CARE (Cont'd)
 GENERAL FUND

With the implementation of this program, the state is eligible for federal Title XIX Medicaid funding. While DES had paid almost 100% of the cost of DD services, the federal government has now begun to share 62% of this expense for certain individuals.

To qualify for federal funding, an individual must have an income below 300% of the Supplemental Security Income eligibility limit and have functional needs that require institutionalization. Whenever possible, DES is required to provide care in home-based settings rather than in nursing homes.

Title XIX is an entitlement program -- any individual meeting the financial and functional requirements must receive assistance. The prior 100% state-funded program did not serve all Title XIX eligible clients. As a result, the new federal program has increased participation and reduced the waiting list for services.

Based on an agreement with the federal government, the program operates on a capitated payment basis. As part of this system, the state and federal government have negotiated a fixed payment per day per client.

With the implementation of Title XIX, developmental disability resources have been split into 2 budget programs. This program, the Long Term Care System Fund, finances the care of DD clients who will qualify for federal aid. All other clients continue to receive assistance through the 100% state-funded Developmental Disabilities budget program. The substantial increase in long term care expenditures between FY 1989 and FY 1990 reflects an on-going phase-in of clients from the state to federal programs.

Participation Estimates - The approved amount is based upon an expected long term care caseload of 3,030 participants. This estimate includes:

	FY 1989	New	FY 1990
	<u>Base</u>	<u>Clients</u>	<u>Base</u>
Arizona Training Program at Coolidge	186	0	186
Arizona Training Program at Tucson	45	0	45
State Operated Group Homes - Phoenix	42	0	35 42 1/2
State Operated Group Homes - Other	84	0	84
Vendor Operated Group Homes - including			
15 Skilled Nursing Facility residents	879	104	983
Home and Community Based Services	1,045	63	1,108
Child Day Program	173	0	173
Adult Day Programs	374	110	484
Foster Care and Other Programs	218	4	222
Fee for Service -- medically fragile			
children and American Indians	<u>176</u>	<u>11</u>	<u>187</u>
TOTAL	2,848	182	3,030

These totals represent an unduplicated count of participants. The Adult Day caseload is not included in the totals since all participants live in a group home or receive other home and community based services.

(Continued)

DEPARTMENT OF ECONOMIC SECURITY - LONG TERM CARE (Cont'd)
GENERAL FUND

FTE Positions - The approved amount includes 1.9 state-funded (S) and 5.0 total fund (T) positions to assist the Division of Developmental Disabilities in meeting Title XIX requirements. The added positions will help perform such functions as contract processing and program monitoring.

Personal Services - The approved amount is based upon a 3% vacancy factor for non-direct line staff, which results in vacancy savings of \$328,500. The following positions are exempt from a vacancy factor: Habilitation Nurse I and II and Habilitation Technician I, II and III. With these exemptions, the program's overall vacancy rate is 1.6%.

Equipment - The approved amount includes \$12,300 in state General Fund dollars (S) and \$31,700 in Total Expenditure Authority (T) for new employee equipment, \$34,800 (S) and \$86,400 (T) for replacement equipment and \$53,400 (S) and \$137,900 (T) for repairing the telephone system at the Arizona Training Program at Coolidge.

The total cost of repairing the phone system is \$202,400. The Appropriations Committees assumed that the department would use 75% of its replacement equipment funds to make up the difference between the specific phone appropriation and the total cost of repair.

Acute Care - The department is required by state law to provide acute as well as long term care for its Title XIX clients. The approved amount will fund 3,026 clients -- an increase of 178 individuals, or 6%, above estimated FY 1989 participation.

Contingency Reserve - The FY 1989 mid-year budget adjustments bill (Chapter 3, H.B. 2103) included \$300,000 to pay any fee-for-service medical claim between the time a person applies for long term care and is approved. Once approved, recipients are enrolled in health plans and funded from the Acute Care special line item.

Coolidge Delay - The approved amount represents the reduced cost to the program of not having the Arizona Training Program at Coolidge certified to participate in the federal long term care program by July 1, 1989. The main barrier to such certification involves the institution's failure to meet federal standards for an active day treatment program.

DES currently plans to phase in federal certification of the Coolidge residential cottages at 3 different times in FY 1990. As soon as a cottage is certified, its residents will become eligible for federal funding. In the interim, these clients' cost of care will be incurred in the 100% state-funded Developmental Disabilities program.

(Continued)

DEPARTMENT OF ECONOMIC SECURITY - LONG TERM CARE (Cont'd)
 GENERAL FUND

This cost of delay assumes the following certification schedule for 165 Coolidge residents:

<u>Certification Date</u>	<u># of clients</u>
July 24, 1989	53
October 16, 1989	44
January 8, 1990	68

This schedule also assumes that 21 Coolidge residents would be in federally certified programs by the end of FY 1989.

The approved amount includes the following reductions in FTE positions and individual line items: FTE positions, 38.7 (S) and 99.8 (T); Personal Services \$808,100 (S) and \$2,085,400 (T); Employee Related Expenditures, \$191,100 (S) and \$480,900 (T); and All Other Operating Expenses, \$193,600 (S) and \$511,800 (F).

Fee for Service - Two populations, medically fragile children and on-reservation American Indians, will receive assistance on a traditional fee for service basis rather than be part of the capitated payment system. The approved amount will fund 187 clients -- an increase of 11 clients, or 6%, above estimated FY 1989 participation.

Foster Care - The approved amount provides services for 212 developmentally disabled children, adjudicated dependent by the courts, including an additional 4 children who are projected to enter the system by court order during FY 1990.

The approved amount includes \$44,700 (S) and \$104,700 (T) to increase the Special II monthly rate from \$343 to \$425 and the Special III rate from \$530 to \$610. The Special II rate applies to children who require moderate supervision and who may have minimal to moderate medical and behavioral problems. The Special III rate involves children who require intensive supervision and who have serious medical problems, educational needs, and/or extra expense.

Purchase of Care - The approved amount funds contracts with providers of community services, including:

	<u>(S)</u>	<u>(T)</u>
Residential Services	\$ 10,377,700	\$ 27,808,300
Adult Day Services	1,814,900	4,885,700
Children Services	288,100	781,600
Family Support	2,103,600	5,690,400
TOTAL	<u>\$ 14,584,300</u>	<u>\$ 39,166,000</u>

The approved amount includes the following:

Ageing-out residential services - The approved amount funds part-year residential services for 18 year-olds no longer receiving foster care. The Legislature has approved a) \$105,600 (S) and \$265,300 (T) to annualize the cost for 20 clients partially funded in FY 1989 and b) \$73,900 (S) and \$185,700 (T) to fund 6 months of care for 14 foster care children turning 18 during FY 1990.

(Continued)

DEPARTMENT OF ECONOMIC SECURITY - LONG TERM CARE (Cont'd)
GENERAL FUND

Aging-out adult day programs - The approved amount funds part-year adult day services for 22 year-olds no longer receiving a public education. The Legislature has approved a) \$27,400 (S) and \$70,700 (T) to annualize the cost for 23 clients partially funded in FY 1989 and b) \$28,200 (S) and \$72,700 (T) to fund 6 months of care for 24 newly-eligible FY 1990 clients.

Caseload Growth - The approved amount includes \$1,457,000 (S) and \$3,683,200 (T) to fund a projected 6% caseload growth in Title XIX eligible clients. This amount would fund a group home placement for 104 clients, an adult day program for 110 clients and family support services for 63 clients.

Pay Rate Adjustment - The approved amount includes \$802,700 (S) and \$2,071,400 (T) to increase the pay rate for direct care residential staff in vendor-operated homes from an average of \$5.25 per hour to \$6.25 per hour.

Reserve - The FY 1989 General Appropriation Act included \$1,513,400 (S and T) for the undetermined costs of facility renovation, automation and acute care. The Act also required the department to report quarterly on the use of these funds. According to the latest quarterly report, DES expects to expend \$745,885 for renovating the Arizona Training Programs at Tucson and Coolidge, \$140,000 for renovating the state operated group homes in Phoenix and \$626,515 for automation purchases.

Stipends and Allowances - The approved amount provides weekly allowances to 335 residents of state facilities.

Provider Increase - It is the intent of the Legislature that the Department of Economic Security shall grant providers an average increase of 1.5%. This increase has been allocated to the appropriate special line items.

JLBC Analyst: Stavneak

Linda Moore-Cannon, Director (Tel. 542-5678)

GENERAL FUND	Fiscal 88 Actual	Fiscal 89 Estimate	Fiscal 90 Approved
FTE Positions	<u>638.1</u>	<u>660.5</u>	<u>671.5</u>
Personal Services	<u>12,156,200</u>	<u>13,117,900</u>	<u>13,453,100</u>
Employee Related Exp.	<u>2,663,400</u>	<u>2,972,400</u>	<u>2,933,700</u>
Prof. & Outside Services	257,900	48,200	50,100
Travel - State	347,100	266,100	284,700
Travel - Out of State	4,700	4,100	4,300
Other Operating Exp.	3,113,900	3,227,000	3,413,600
Equipment	<u>33,800</u>	<u>746,000</u>	<u>158,800</u>
All Other Operating Exp.	<u>3,757,400</u>	<u>4,291,400</u>	<u>3,911,500</u>
OPERATION SUB-TOTAL	18,577,000	20,381,700	20,298,300
AFDC	35,547,800	40,934,400 ^{1/}	45,674,000 ^{2/3/}
AHCCCS Eligibility	1,342,500	-0-	-0-
Child Support Enforcement	109,000	-0-	-0-
Child Support Automation	-0-	-0-	299,800 ^{2/4/}
Emergency Assistance	1,032,200	1,076,800	1,093,000 ^{2/}
General Assistance	8,877,300	9,903,400	11,510,300 ^{2/}
SLIAG Reimbursement	-0-	807,100	738,700 ^{2/5/}
Supplemental Payments	1,099,700	781,300	-0-
Tuberculosis Control	23,200	32,000	27,800 ^{2/}
Food Distribution Information	22,000	22,900	23,200 ^{2/}
Homeless Shelter	240,900	313,500	264,400 ^{2/}
Information and Referral	84,100	86,500	87,800 ^{2/}
Rural Food Bank Project	54,300	61,700	62,600 ^{2/6/}
Sr. Utility Discount Program	-0-	28,000	-0-
Veterans' Housing	-0-	1,000,000	-0-
TOTAL	67,010,000	75,429,300	80,079,900 ^{7/}
Additional Appropriations - 39th Leg., 1st Reg. Session			
Welfare Reform, Ch. 295	<u>--</u>	<u>--</u>	<u>1,200,000</u>
TOTAL APPROPRIATIONS	<u>67,010,000</u>	<u>75,429,300</u>	<u>81,279,900</u>

(Continued)

^{1/} This amount includes a transfer-in of \$350,000, as approved by the Joint Legislative Budget Committee.

^{2/} This program is subject to the standardized evaluation system approved by the Joint Legislative Budget Committee.

(Footnotes Continued on Following Page)

DEPARTMENT OF ECONOMIC SECURITY - FAMILY SUPPORT (Cont'd)
GENERAL FUND

The approved amount includes \$166,100 in Personal Services and \$18,600 in Employee Related Expenditures for salary increases, and a decrease of \$357,400 in Employee Related Expenditures for the decreased retirement contribution.

FTE Positions - The approved amount includes an additional 11 FTE positions for the following two projects:

- Eligibility Workers - The approved amount includes 12 FTE positions and \$409,200 for additional Aid to Families with Dependent Children (AFDC) eligibility workers. Since the federal government will match AFDC state administrative expenses dollar-for-dollar, this appropriation will result in a total increase of 24 positions. The new staff include 20 Eligibility Worker IIs and 4 Eligibility and Payment Supervisors.

As the AFDC caseload increases, added eligibility workers will help slow the growth in caseload staffing ratios. Significant increases in the caseload per worker may hamper efforts to reduce the AFDC error rate.

- Supervisory Care Homes - The approved amount includes the transfer-out of 1 FTE position and \$25,100 to the Division of Social Services. This transfer combines the administration of the Supervisory Care Home payments with similar cash assistance programs in the Division of Social Services.

(Continued)

(Footnotes Continued From Previous Page)

- 3/ Except as otherwise provided by law, the \$45,674,000 appropriated for Aid to Families with Dependent Children is based on 47.2% of need as defined by the 1983 Uniform Assistance Payments Standard. This appropriation shall be exempt from the transfer of funds provisions of A.R.S. § 35-173 (C), and a transfer of funds to or from this account shall require approval of the Joint Legislative Budget Committee.
- 4/ The \$299,800 appropriated for Child Support Automation shall become available upon review of a department-wide automation plan by the Joint Legislative Budget Committee.
- 5/ The \$738,700 appropriated for State Legalization Impact Assistance Grants Reimbursement is available to the extent that the State General Fund will be reimbursed for this level of expenditures by the State Legalization Impact Assistance Grants, authorized by Section 204 of P.L. 99-603, the Immigration Reform and Control Act of 1986. It is the intent of the Legislature that the State General Fund be fully reimbursed for this appropriation.
- 6/ By December 31, 1989, the department is to submit a report on the effectiveness of the Rural Food Bank, which was originally funded as a demonstration project. The report should explain the need for funding this project on an on-going basis.
- 7/ Represents General Appropriation Act funds. Appropriated as a modified lump sum for the program. The line items within "All Other Operating Exp." are shown for information only.

DEPARTMENT OF ECONOMIC SECURITY - FAMILY SUPPORT (Cont'd)
GENERAL FUND

Personal Services - The approved amount is based upon a 3% vacancy factor for non-direct line staff, which results in vacancy savings of \$133,600. The following positions are exempt from a vacancy factor: Eligibility Worker II, Eligibility and Pay Supervisors and the clerical staff of the Family Assistance Administration. With these exemptions, the program's overall vacancy factor is 1.0%.

Equipment - The approved amount includes \$75,400 for new employee equipment and \$83,400 for replacement equipment.

Aid to Families with Dependent Children - Before any reduction in erroneous benefits, the approved amount will fund payments for an average of 120,784 recipients per month -- an increase of 13,601 individuals, or 12.7%, above estimated FY 1989 participation. This percentage growth factor is based upon the program's caseload increase during the last 12 months.

The approved amount also incorporates the following assumptions:

- 1) assistance payments based on 47.2% of need, as defined by the 1983 payments standard;
- 2) an average monthly grant of \$87.88;
- 3) the state will pay 36.6% of the total cost, with the federal government financing the remainder; and
- 4) a 2% reduction in erroneous AFDC payments. The current 9% error rate is among the highest in the country.

The FY 1989 estimate includes \$5,550,000 in supplemental funding approved as part of the FY 1989 mid-year budget adjustments (Chapter 3, H.B. 2103).

Child Support Automation - The approved amount will permit the Child Support Enforcement Administration to automate its operation. Both state and federal reports have singled out the department's lack of automation as the biggest obstacle to improving the program's collection rate. The approved amount includes \$174,500 for an upgrade of the central processing unit (CPU) and \$125,300 for the acquisition of terminals, printers and other hardware to automate the child support operation.

The CPU upgrade is part of a 5-year lease-purchase spread over 6 state fiscal years beginning in FY 1989. Under the following schedule, the state will pay 100% of the interest cost and 20% of the principal:

(Continued)

DEPARTMENT OF ECONOMIC SECURITY - FAMILY SUPPORT (Cont'd)
 GENERAL FUND

	<u>Total</u>	<u>Principal</u>	<u>Interest</u>	<u>State</u>	<u>Federal</u>	<u>Other</u>
FY 1989	\$213,400	153,200	60,200	90,800	122,600	0
FY 1990	512,400	386,200	126,200	174,500	309,000	28,900
FY 1991	512,400	413,600	98,800	181,500	330,900	0
FY 1992	512,400	443,000	69,400	158,000	354,400	0
FY 1993	512,400	474,400	38,000	132,900	379,500	0
FY 1994	299,000	292,200	6,800	65,200	233,800	0

The next schedule is a 5-year lease plan for the individual hardware, which includes 210 video display terminals, 52 mainframe printers, 60 modems, 30 control units, 1 local area network, 1 tape drive and 1 microfilm unit:

	<u>Total</u>	<u>Principal</u>	<u>Interest</u>	<u>State</u>	<u>Federal</u>
FY 1990	\$250,500	159,400	91,100	122,900	127,600
FY 1991	250,500	176,100	74,400	109,600	140,900
FY 1992	250,500	194,600	55,900	94,800	155,700
FY 1993	250,500	214,900	35,600	78,600	171,900
FY 1994	250,500	237,400	13,100	60,600	189,900

In addition, the approved amount will fund the installation of the communication network for \$2,400 with \$9,800 in federal matching funds.

Emergency Assistance - This state-funded program provides temporary financial assistance in emergency situations without reference to certain eligibility factors required for other welfare programs. The approved amount will fund an average of 725 payments per month.

General Assistance - This state-funded program provides financial aid to persons who are unemployable because of a physical or mental disability. The approved amount will fund payments for an average of 6,049 recipients per month -- an increase of 696 individuals, or 13%, above estimated FY 1989 participation. The percentage growth factor is based upon the program's caseload increase during the last 12 months. The average monthly payment is \$156.93.

The FY 1989 estimate includes \$917,200 in supplemental funding approved as part of the FY 1989 mid-year budget adjustments (Chapter 3, H.B. 2103).

SLIAG Reimbursement - In 1986, Congress established an amnesty program under which certain illegal aliens may become legal residents. The enabling legislation bars these eligible legalized aliens (ELAs) from qualifying for federal needs-based financial assistance until 1992. During the interim, state and local governments are expected to provide public welfare, public health and educational assistance to these individuals.

To help defray state and local costs, Congress has authorized the State Legalization Impact Assistance Grant (SLIAG) program. SLIAG will operate as a "reimbursable." The state must assist ELAs with its own funds, then be reimbursed for this expense by the federal government.

(Continued)

DEPARTMENT OF ECONOMIC SECURITY - FAMILY SUPPORT (Cont'd)
GENERAL FUND

The approved amount provides the necessary "up-front" funds for the SLIAG program. The funds are available, however, only to the extent that SLIAG will reimburse the General Fund for these expenditures.

The approved amount includes:

Personal Services	\$330,900
Employee Related Expenditures	81,500
All Other Operating	<u>227,200</u>
Operating Sub-Total	639,600
General Assistance	79,900
Emergency Assistance	<u>19,200</u>
TOTAL	<u>\$738,700</u>

Supplemental Payments - This program provides payments to eligible low-income aged, blind or disabled persons in nursing homes, licensed supervisory care homes and adult foster care homes. Laws 1988, Chapter 302, disqualified any nursing home residents who are receiving Title XIX long term care services from also receiving this supplemental payment.

Given their low-income status, all nursing home payment recipients were expected to qualify for long term care. As a result, the FY 1989 appropriation only included sufficient funds for nursing home payments through the scheduled start of the long term care program, October 1, 1988. Since the long term care program did not actually begin until January 1, 1989, however, the FY 1989 mid-year budget adjustments legislation (Chapter 3, H.B. 2103) contained \$171,500 in supplemental funding for nursing home payments.

The FY 1990 appropriation continues to assume that all nursing home payment recipients will qualify for long term care and, therefore, contains no funds for such payments.

In addition, \$425,800 in supervisory care and adult foster care home payments have been transferred to the Division of Social Services. This transfer will combine administration of similar cash assistance programs in one division.

Tuberculosis Control - The appropriation provides assistance to persons certified unemployable by the State Tuberculosis Control Office because of communicable tuberculosis. The approved amount will fund payment to 16 recipients at an average monthly cost of \$144.56.

Food Distribution Information - A.R.S. § 41-1954 requires the department to coordinate and assist public and private nonprofit organizations that aid the hungry throughout the state. These funds are used to a) inform the hungry about potential sources of food and b) operate a toll-free telephone line for donors to notify food banks of the availability of food.

(Continued)

DEPARTMENT OF ECONOMIC SECURITY - FAMILY SUPPORT (Cont'd)
GENERAL FUND

Homeless Shelter - Along with private sector, city and county funds, this program addresses the emergency and transition shelter needs of the homeless. The approved amount will help fund 10 shelters.

The FY 1989 mid-year budget adjustments legislation (Chapter 3, H.B. 2103) included \$53,000 to operate National Guard armories as homeless shelters during the winter. This supplemental funding was not continued in the FY 1990 appropriation.

Information and Referral Services - The approved amount, when matched with an estimated \$261,100 of the Social Services Block Grant, provides information and referral services on a 24-hour toll-free, statewide telephone system. This system serves all individuals requesting specific information regarding available resources.

Rural Food Bank - The approved amount funds the third year of a rural food bank demonstration project. The General Appropriation Act also requires the department to submit a report to the Appropriations Committees by December 31, 1989, on the effectiveness of the demonstration and the need to fund this project on a permanent basis.

Senior Utility Discount - The FY 1989 appropriation included \$28,000 for DES to contract with a service provider to help verify eligibility for the low-income elderly telecommunication and utility assistance programs. Since the department has decided to determine eligibility with its own employees, the FY 1990 appropriation does not continue the service provider funding.

Veterans' Housing - Laws 1988, Chapter 304, appropriated \$1 million in one-time funds to purchase building materials for veteran-owned and occupied single family residences. A county, city, town or Indian tribe may apply for these funds, but must contribute an amount equal to or greater than the DES contribution. These funds shall remain available until July 1, 1990. DES is to report by December 31, 1990, on how monies were distributed and used.

ADDITIONAL APPROPRIATIONS

Welfare Reform - Chapter 295 (S.B. 1138) - The bill appropriates \$1,200,000 to the department for the purpose of increasing child support collections. The appropriation will permit the department to hire additional collectors and improve its current ratio of 5,600 cases per collector.

The legislation also requires the department to submit a) an annual expenditure plan to the Joint Legislative Budget Committee (JLBC) by April 1st of each year and b) quarterly status reports on implementing the plan. The plan may also be revised upon review by the JLBC.

(Continued)

DEPARTMENT OF ECONOMIC SECURITY - FAMILY SUPPORT (Cont'd)
GENERAL FUND

ADDITIONAL LEGISLATION

Senior Utility Assistance Eligibility - Chapter 188 (S.B. 1099) - The bill extends the effective date of the Senior Utility Discount Program from June 30, 1989 to June 30, 1990. The program's administrative expenses are funded within the Division of Family Support. The legislation also requires the Departments of Commerce and Economic Security to report by January 15, 1990, on the outcome of their review of federal and state energy assistance programs.

Utility Assistance Fund - Chapter 308 (H.B. 2646) - As of June 30, 1990, the bill establishes a Utility Assistance Fund to provide eligible recipients with assistance in making utility deposits and owner repairs to utility systems. Monies in the fund are not to exceed \$1,000,000.

To qualify, a household must have an income below 125% of the poverty level. The handicapped and individuals who are 60 years of age or older may qualify with an income below 150% of the poverty level. The maximum level of assistance during any fiscal year is \$450.

The source of the fund is utility deposits and refunds which have gone unclaimed for 2 years. These monies were previously considered abandoned property and 65% of the amount was deposited in the state General Fund and 35% in the Housing Trust Fund.

The department may use not more than 2% of the fund to administer the program.

JLBC Analyst: Stavneak

Linda Moore-Cannon, Director (542-5678)

GENERAL FUND	Fiscal 88 Actual	Fiscal 89 Estimate	Fiscal 90 Approved
FTE Positions	<u>474.3</u>	<u>461.0</u>	<u>462.0</u>
Personal Services	<u>12,054,700</u>	<u>12,914,700</u>	<u>13,078,400</u>
Employee Related Exp.	<u>2,391,100</u>	<u>2,907,800</u>	<u>2,626,700</u>
Prof. & Outside Services	48,900	38,000	39,500
Travel - State	81,800	458,800	405,700
Travel - Out of State	13,200	16,700	16,700
Other Operating Exp.	2,123,600	3,613,800	4,218,400
Equipment	<u>26,700</u>	<u>95,000</u>	<u>68,900</u>
All Other Operating Exp.	<u>2,294,200</u>	<u>4,222,300</u>	<u>4,749,200</u>
OPERATION SUB-TOTAL	16,740,000	20,044,800	20,454,300
Adoption Services	7,136,800	9,296,400	11,089,500 ^{1/}
Adult Services	6,422,500	6,984,800	6,676,600 ^{1/}
Children Services	23,250,200	29,740,700 ^{2/}	30,343,100 ^{1/}
Child Severance Project	93,200	179,900	182,600 ^{1/}
CMDP	6,402,200	8,768,400	9,350,000 ^{1/}
Day Care	12,748,300	14,846,200	15,116,500 ^{1/3/}
Supervisory Care Homes	<u>-0-</u>	<u>-0-</u>	<u>425,800</u> ^{1/}
TOTAL	72,793,200	89,861,200	93,638,400 ^{4/}
Additional Appropriations -			
39th Leg., 1st Reg. Session			
Non-Medical Model Home Services			
System, Ch. 215	--	--	116,000
Welfare Reform, Ch. 295	<u>--</u>	<u>--</u>	<u>106,120</u>
TOTAL APPROPRIATIONS	<u>72,793,200</u>	<u>89,861,200</u>	<u>93,860,520</u>

(Continued)

- ^{1/} This program is subject to the standardized evaluation system approved by the Joint Legislative Budget Committee.
- ^{2/} This amount has been reduced by \$350,000 as a result of a transfer-out approved by the Joint Legislative Budget Committee.
- ^{3/} The \$15,116,500 appropriated for day care represents a day care subsidy for children of families whose income does not exceed a maximum of 65% of the state median income as determined by the Department of Economic Security. By November 1, 1989, and thereafter as necessary, the department shall review with the Joint Legislative Budget Committee whether it will adjust the income eligibility limit or take other action to ensure that expenditures do not exceed the appropriation.
- ^{4/} Represents General Appropriation Act funds. Appropriated as a modified lump sum for the program. The line items within "All Other Operating Exp." are shown for information only.

DEPARTMENT OF ECONOMIC SECURITY - SOCIAL SERVICES (Cont'd)
GENERAL FUND

The approved amount includes \$161,500 in Personal Services and \$18,800 in Employee Related Expenditures for salary increases, and a decrease of \$347,500 in Employee Related Expenditures for the decreased retirement contribution.

FTE Positions - The approved amount includes the transfer-in of 1 FTE position and \$25,100 from the Division of Family Support. This transfer combines the administration of Supervisory Care Home payments with similar cash assistance programs in the Division of Social Services.

Personal Services - The approved amount is based upon a 3% vacancy factor for non-direct line staff, which results in vacancy savings of \$89,600. The following positions are exempt from a vacancy factor: Human Services Unit Supervisor, Human Services Specialist I, II and III, Human Services Worker II, Contract Management Specialist II, Secretary and Clerk Typist II. With these exemptions, the program's overall vacancy rate is 0.7%.

Equipment - The approved amount includes \$68,900 for replacement equipment.

Adoption Services - The approved amount subsidizes the adoption of children who otherwise would entail high financial risks to prospective parents because of physical, mental or emotional disorders or who, because of age, sibling relationship, or racial or ethnic background would be otherwise difficult to place in adoption.

The approved amount will fund services for an average of 1,643 children per month -- an increase of 149 children, or 10%, above estimated FY 1989 participation. The approved amount is also based upon a) an average annual cost per child of \$6,668.20 and b) Title IV-E federal revenues of \$618,400 and other trust revenues of \$95,300.

The FY 1989 mid-year budget adjustments bill (Chapter 3, H.B. 2103) included a \$2,000,000 supplemental for Adoption Services. Since actual spending was expected to be closer to \$2,500,000, the FY 1990 appropriation incorporated this higher estimate.

Adult Services - The appropriation provides a community-based continuum of care and services for abused, neglected and exploited adults. The approved amount was based upon the following allocation:

Adult Protective Services	\$ 98,000
Evaluates allegations of abuse.	
Supplemental Payments	2,990,300
Provides housekeeper, home health aide and visiting nurse services for SSI-eligible households. The approved amount will fund 5% caseload growth in each of the 3 Supplemental Payment programs. The caseload and the average cost estimates are as follows:	

(Continued)

DEPARTMENT OF ECONOMIC SECURITY - SOCIAL SERVICES (Cont'd)
 GENERAL FUND

	<u># of New Clients</u>	<u>Total # of Clients</u>	<u>Avg. Monthly Cost</u>
Home Health Aide	30	632	\$78.72
Housekeeping Payments	160	3,362	53.88
Visiting Nurse	15	313	58.44

The Housekeeping average payment is based upon the assumption that the program will be converted from cash payments to a contracted service. Almost 90% of the caseload is currently given a \$70 cash payment, which they then use to arrange their own housekeeping. The remaining 10% receive a contracted service, which costs an average of \$55 per month. By negotiating a group rate, DES is able to contract for the service at a lower cost.

This estimate also incorporates \$498,500 in supplemental funding, which was approved as part of the FY 1989 mid-year budget adjustments (Chapter 3, H.B. 2103).

Home Care	2,075,400
Provides supplemental payment services plus personal care to non-SSI households. The approved amount will fund an average of 60 hours of services for 2,595 individuals at an average cost of \$12.93 per hour.	
Older Americans Act	713,400
Matches federal funds for congregate and home-delivered meals as well as other social services. The approved amount will provide home-delivered meals to 10,491 individuals and congregate meals to 43,626 individuals.	
Assessments and Case Management	720,300
Through contracted agencies, assesses the elderly's service need by measuring mobility and family and financial status. A contracted case manager assists the client in matching needs to available resources. The approved amount will provide case management services to 15,888 persons.	
Advisory Committee on Alzheimer's Disease	15,000
Laws 1988, Chapter 26, establishes a 9-member committee to identify services available to victims of Alzheimer's disease and to determine what services are needed. The committee is to develop a written report by August 1, 1989. The approved amount will permit DES to employ support staff to assist the committee.	
Geriatric Nurse	20,000
The approved amount will help fund the cost of a geriatric nurse to dispense drugs to the elderly.	

(Continued)

DEPARTMENT OF ECONOMIC SECURITY - SOCIAL SERVICES (Cont'd)
GENERAL FUND

Provider Increase	44,200
FY 1990 provider adjustment of 1.5%	<hr/>
TOTAL	<u>\$ 6,676,600</u>

Children Services - The appropriation funds a range of services to ensure the well-being of children, including:

In-home services	\$ 6,122,700
Resolves family problems through the use of counseling, day support and parent aides -- while the child remains in the home.	
Out-of-home services (Foster Care)	18,736,400
Requires removal of the child from the home and his/her placement in family foster care or other residential setting. The approved amount will fund an additional 55 children in foster care placements.	
Child protective services	5,035,600
Provides support services -- assessments, transportation -- related to removing abused children from the home.	
Provider increase	448,400
FY 1990 provider adjustment of 1.5%	<hr/>
TOTAL	<u>\$30,343,100</u>

The approved amount is based upon a FY 1989 spending level equal to the original FY 1989 appropriation plus \$1,500,000. While the FY 1989 mid-year budget adjustments bill (Chapter 3, H.B. 2103) contained a \$2,000,000 Children Services supplemental, actual spending was expected to be closer to \$1,500,000.

Child Severance Project - Based upon Laws 1986, Chapter 205, this project is designed to expedite the procedures for making a child eligible for adoption after the original parent-child relationship has been severed. DES may use the funds (a) to enter into an intergovernmental agreement with the Attorney General for legal and paralegal services or (b) to contract for social services incurred in expediting severance and adoption.

Comprehensive Medical and Dental - The appropriation provides full coverage of the medical and dental expenses of foster children under the jurisdiction of the Department of Economic Security, Juvenile Probation Offices and the Department of Corrections.

(Continued)

DEPARTMENT OF ECONOMIC SECURITY - SOCIAL SERVICES (Cont'd)
GENERAL FUND

The approved amount will fund medical services for an average of 5,014 children -- an increase of 239 children, or 5.0%, above estimated FY 1989 participation. The amount is based upon an average annual cost of \$2,805 per child, a 7% increase from the expected FY 1989 cost.

With \$270,200 in Independent Professional Review Team fees, the total program would be expected to cost \$14,331,100. The program will be funded from the following sources:

State General Fund	\$ 9,350,000
This amount is based upon the original FY 1989 appropriation plus a \$2,600,000 million supplemental.	
AHCCCS Title XIX	4,199,100
This amount reflects Arizona Health Care Cost Containment System reimbursement of children eligible for federal assistance. This amount includes the federal as well as the state matching share of the per person capitation rate.	
Third Party Liability Payments	600,000
This amount includes the private insurance share of medical costs.	
Durable Medical Equipment Savings	182,000
This amount is based upon the anticipated savings of contracting for durable medical equipment. Foster parents currently purchase these items on their own and are subsequently reimbursed.	
TOTAL	<u>\$14,331,100</u>

Day Care - The appropriation provides a day care subsidy for children of families whose income does not exceed 65% of the state median income. The approved amount will fund services for an average of 17,824 children per month - an increase of 418 children, or 2.4%, above estimated FY 1989 participation. After the provider adjustment, the average monthly duplicated cost per child is \$92.76.

Day Care has traditionally been funded through two sources, a state appropriation and the federal Social Services Block Grant. In FY 1990, the program's total cost is estimated at \$20,126,700, including a \$286,000 recruitment contract. The state General Fund will pay \$15,116,700 of this expense. The department is then expected to use the Social Services Block Grant or other sources to finance the remaining \$5,010,200.

(Continued)

DEPARTMENT OF ECONOMIC SECURITY - SOCIAL SERVICES (Cont'd)
GENERAL FUND

The approved amount is based upon the following 2 assumptions: a) the cost of the caseload and the provider adjustments will be divided proportionately between the General Fund and the block grant and b) the state median income schedule will be updated for inflation.

The General Appropriation Act also requires that the department review with the Joint Legislative Budget Committee by November 1, 1989, its plan to ensure that expenditures do not exceed the appropriation. The department has at least 2 options for meeting this goal, including a) requesting a supplemental appropriation and b) adjusting downward the income eligibility limit.

The FY 1989 estimate has been adjusted to include a \$1,000,000 supplemental, as approved in the FY 1989 mid-year budget adjustments bill (Chapter 3, H.B. 2103).

Supervisory Care Homes - This program provides a \$50 monthly payment to eligible aged, blind or disabled persons in licensed supervisory care and adult foster care homes. The approved amount will fund payments to 709 recipients -- an increase of 16 individuals, or 2.3%, above estimated FY 1989 participation. Prior to FY 1990, this program had been funded in the Division of Family Support.

Provider Increase - It is the intent of the Legislature that the Department of Economic Security shall grant providers an average increase of 1.5%. This increase has been allocated to the appropriated special line items.

ADDITIONAL APPROPRIATIONS

Nonmedical Model Home Services System - Chapter 215 (H.B. 2421) - This bill establishes the Office of State Long-Term Care Ombudsman in accordance with the requirements of the federal Older Americans Act. The bill also appropriates \$116,000 to the department for the administrative costs of implementing this new office.

Welfare Reform - Chapter 295 (S.B. 1138) - This legislation appropriates \$106,120 to the department for the purpose of providing transitional child care assistance to former Aid to Families with Dependent Children (AFDC) recipients who become ineligible for aid due to increased earnings. The federal Family Support Act of 1988 requires states to begin providing such transitional child care on April 1, 1990.

ADDITIONAL LEGISLATION

Rent Subsidies - Chapter 121 (H.B. 2620) - This bill permits the department to provide special housing assistance if a household's homeless condition is the sole barrier preventing a child from leaving foster care and being reunited with his or her family. The housing assistance may be in the form of rent subsidies, rent arrears or any other housing-related assistance sufficient to obtain adequate rental housing. The aid shall not exceed \$300 a month for 6 months.

The department is to submit a report to the Governor and the Legislature regarding this program on or before November 1 of each year.

JLBC Analyst: Stavneak

Linda Moore-Cannon, Director (Tel. 542-5678)

CHILDREN AND FAMILY SERVICES TRAINING PROGRAM	Fiscal 88 Actual	Fiscal 89 Estimate	Fiscal 90 Approved
FTE Positions	<u>4.5</u>	<u>4.5</u>	<u>7.0</u>
Personal Services	<u>82,500</u>	<u>137,900</u>	<u>187,500</u>
Employee Related Exp.	<u>17,600</u>	<u>31,400</u>	<u>37,400</u>
Prof. & Outside Services	19,400	109,200	59,800
Travel - State	49,200	73,100	74,900
Travel - Out of State	-0-	5,800	5,900
Other Operating Exp.	36,300	53,100	60,900
Equipment	<u>8,000</u>	<u>-0-</u>	<u>3,800</u>
All Other Operating Exp.	<u>112,900</u>	<u>241,200</u>	<u>205,300</u>
TOTAL APPROPRIATIONS	<u>213,000</u>	<u>410,500</u>	<u>430,200</u> ^{1/}

RECEIPTS, EXPENDITURES AND BALANCES FORWARD

Balance Beg. of Fiscal Year	323,500	412,600	377,100
Add Revenues	<u>302,100</u>	<u>375,000</u>	<u>425,000</u>
TOTAL FUNDS AVAILABLE	625,600	787,600	802,100
Expenditures	<u>213,000</u>	<u>410,500</u>	<u>430,200</u>
BALANCE END OF FISCAL YEAR	<u>412,600</u>	<u>377,100</u>	<u>371,900</u>

The approved amount includes \$2,300 in Personal Services and \$300 in Employee Related Expenditures for salary increases, and a decrease of \$5,000 in Employee Related Expenditures for the decreased retirement contribution.

A.R.S. § 8-503.01 establishes a Children and Family Services Training Program Fund for child protective services staff training. Revenue is generated through the collection of support fees assessed on the parents or guardian of a child in the custody of the department or a county juvenile probation office. The department may also expend up to 10% of the fund on collecting these fees.

FTE Positions - The approved amount includes an additional 2.5 FTE positions and \$65,900 to expand current activities. The new positions are:

-- Program and Project Specialist I to identify the collections owed the department;

(Continued)

^{1/} Represents General Appropriation Act funds. Appropriated as a lump sum for the program. The line items are shown for information only.

DEPARTMENT OF ECONOMIC SECURITY - CHILD PROTECTIVE SERVICES TRAINING (Cont'd)
CHILDREN AND FAMILY SERVICES TRAINING PROGRAM

-- Secretary to prepare training module documents; and

-- .5 Program and Project Specialist I to expand child maltreatment training.

With the additional positions, the department will provide training to 1,090 participants through 40 events.

Personal Services - The approved amount does not include a vacancy factor.

Professional and Outside Services - Based upon a review of planned training activities, the approved amount includes a reduction of \$49,400 from the FY 1989 spending level.

JLBC Analyst: Stavneak

Linda Moore-Cannon, Director (Tel. 542-5678)

GENERAL FUND	Fiscal 88 Actual	Fiscal 89 Estimate	Fiscal 90 Approved
FTE Positions	<u>62.6</u>	<u>67.4</u>	<u>67.4</u> ^{1/}
Personal Services	<u>1,354,700</u>	<u>1,552,500</u>	<u>1,563,500</u>
Employee Related Exp.	<u>281,600</u>	<u>361,800</u>	<u>319,100</u>
Prof. & Outside Services	35,000	39,800	41,400
Travel - State	24,500	28,900	31,300
Travel - Out of State	3,900	3,700	3,800
Other Operating Exp.	271,400	282,700	292,500
Equipment	<u>3,700</u>	<u>29,300</u>	<u>9,100</u>
All Other Operating Exp.	<u>338,500</u>	<u>384,400</u>	<u>378,100</u>
OPERATION SUB-TOTAL	1,974,800	2,298,700	2,260,700
Comp. Svcs. For Ind. Living	496,500	525,600	533,500 ^{2/}
Employment Support	52,000	-0-	-0-
Vocational Rehab. Svcs.	1,392,200	1,676,800	1,702,000 ^{2/}
Job Search Stipends	84,300	139,100	139,100 ^{2/}
Manpower Services	236,600	141,400	143,500 ^{2/}
Navajo Employment Svcs.	-0-	257,000	257,000 ^{2/}
Work Incentive Demo. Proj.	<u>105,200</u>	<u>117,900</u>	<u>119,700</u> ^{2/}
TOTAL EXPENDITURE AUTHORITY	<u>4,341,600</u>	<u>5,156,500</u>	<u>5,155,500</u>
Other Receipts	<u>-0-</u>	<u>-0-</u>	<u>(850,000)</u> ^{3/}
TOTAL APPROPRIATIONS	<u>4,341,600</u>	<u>5,156,500</u>	<u>4,305,500</u> ^{4/}

The approved amount includes \$19,300 in Personal Services and \$2,200 in Employee Related Expenditures for salary increases, and a decrease of \$41,500 in Employee Related Expenditures for the decreased retirement contribution.

(Continued)

- ^{1/} In addition, 8 FTE positions are funded in the Navajo Employment Services line item.
- ^{2/} This program is subject to the standardized evaluation system approved by the Joint Legislative Budget Committee.
- ^{3/} It is legislative intent that the Special Administration Fund serve as the source of other receipts.
- ^{4/} Represents General Appropriation Act funds. Appropriated as a modified lump sum for the program. The line items within "All Other Operating Exp." are shown for information only.

DEPARTMENT OF ECONOMIC SECURITY - EMPLOYMENT AND REHAB. SERVICES (Cont'd)
GENERAL FUND

Personal Services - The approved amount is based upon a 3% vacancy factor for non-direct line staff, which results in vacancy savings of \$27,900. The following positions are exempt from a vacancy factor: Vocational Rehabilitation (VR) District Program Representative and VR Services Specialist II and III. With these exemptions, the program's overall vacancy rate is 1.8%.

Equipment - The approved amount includes \$9,100 for replacement equipment.

Comprehensive Services for Independent Living - The approved amount will allow severely disabled individuals to live more independently. DES assists the disabled to overcome or circumvent their handicaps through training, counseling, and adaptive aids.

Vocational Rehabilitative Services - The approved amount will provide an array of individually planned services for the disabled. Services include case management, counseling, prostheses and remedial education. The federal government matches the state funds at an 80/20% rate.

The approved amount will permit the department to serve 13,711 individuals at an average cost of \$749.11, before provider adjustments.

To ensure the drawdown of all available federal dollars, the Appropriations Committees have previously encouraged DES to work with other agencies to identify possible sources of state match -- either existing appropriated or non-appropriated funds.

In FY 1989, these other matching sources are:

-- Developmental Disabilities General Fund	\$ 117,400
-- Client Billing Revenue	75,300
-- Pima County Schools	41,900
-- Department of Health Services General Fund	65,000
-- Vending Stand Revenues	420,000
-- Establishment Grant Contributions	<u>432,000</u>
Total	<u>\$1,151,600</u>

Local non-profit organizations are usually the source of the Establishment Grant Contributions. These funds can be used to establish new facilities, but cannot finance a client's actual rehabilitation.

The department may also consider expanding its relationship with the Department of Corrections (DOC) and the Division of Behavioral Health in the Department of Health Services (DHS), both of which currently fund rehabilitative programs with 100% state dollars. DOC and DHS could use their existing State appropriations as the match and possibly expand their programs four-fold -- given the 80/20 federal matching ratio.

(Continued)

DEPARTMENT OF ECONOMIC SECURITY - EMPLOYMENT AND REHAB. SERVICES (Cont'd)
GENERAL FUND

Job Search Stipends - The federal food stamp statute requires states to pay allowances to recipients searching for a job. The state provides \$25 per participant for up to 2 months. The approved amount will fund 1,128 participants for 1 month and 5,000 participants for 2 months.

Manpower Services - The approved amount provides state matching funds for job training, transportation, stipends and other training-related expenses of the "Arizona Works!" program. This amount will help fund an appraisal and assessment of the job training needs of 4,900 Aid to Families with Dependent Children (AFDC) recipients.

Navajo Employment Services - Laws 1988, Chapter 304, requires DES to establish 2-person employment services offices in Window Rock, Chinle, Kayenta and Tuba City. According to this legislation, "it is the intent of the legislature to provide complete funding for 3 years for the program of employment services for the Navajo Indian reservation. . ." The approved amount represents the second year of funding and includes Personal Services, \$170,600; Employee Related Expenditures \$39,300; Professional and Outside Services, \$2,000; Travel In-State, \$1,100; and Equipment, \$27,000. The amount also includes \$17,000 for the department's indirect cost charge.

Work Incentive Demonstration Project - This project provides remedial education services to Aid to Families with Dependent Children (AFDC) recipients. The approved amount will fund General Equivalency Degree preparation and support services such as day care and transportation for 194 AFDC recipients.

Other Receipts - It is the intent of the Legislature that the cost of the Employment and Rehabilitative Services program is to be offset by \$850,000 from the Special Administration Fund, which consists of penalties collected for late payment of unemployment compensation charges. The federal government permits states flexibility in their use of these funds.

As part of the mid-year package to reduce the FY 1989 deficit, the Legislature concurred with the Executive proposal to shift \$1 million from this fund to the General Fund. The Special Administration Fund generates approximately \$1 million in new revenue each year.

In FY 1990, these "other receipts" will be used to fund the following line items:

Personal Services	\$158,400
ERE	32,300
Manpower Services	143,500
Job Search Stipends	139,100
Work Incentive Demonstration Project	119,700
Navajo Employment Services	<u>257,000</u>
Total	<u>\$850,000</u>

Provider Increase - It is Legislative intent that the Department of Economic Security shall grant providers an average increase of 2.8%. This increase has been allocated to the appropriate special line items.

JLBC Analyst: Blanton

Randolph Wood, Director (Tel. 257-2300)

GENERAL FUND	Fiscal 88 Actual	Fiscal 89 Estimate	Fiscal 90 Approved
FTE Positions	<u>255.0</u>	<u>254.0</u>	<u>259.0</u>
Personal Services	<u>6,141,200</u>	<u>6,401,200</u>	<u>6,669,200</u>
Employee Related Exp.	<u>1,201,900</u>	<u>1,446,900</u>	<u>1,344,000</u>
Prof. & Outside Services	258,900	441,300	515,200
Travel - State	188,800	145,000	152,300
Travel - Out of State	17,100	18,000	18,700
Other Operating Exp.	1,259,300	1,387,300	1,456,600
Equipment	<u>191,200</u>	<u>100,000</u>	<u>122,400</u>
All Other Operating Exp.	<u>1,915,300</u>	<u>2,060,600</u>	<u>2,265,200</u>
OPERATION SUB-TOTAL	9,258,400	9,939,700	10,278,400
Water Quality Assurance Revolving Fund	2,358,500	6,000,000	6,000,000 ^{1/2/}
Mine Tailings	-0-	241,300	-0-
Clean Burn Use Fuel Tax	<u>-0-</u>	<u>701,300</u>	<u>-0-</u>
TOTAL	11,616,900	16,882,300	16,278,400 ^{3/4/}
Additional Appropriation - 39th Leg., 1st Reg. Session			
Visual Air Pollution, Ch. 198	<u>--</u>	<u>1,000,000</u>	<u>--</u>
TOTAL APPROPRIATIONS	<u>11,616,900</u>	<u>17,882,300</u>	<u>16,278,400</u>
<u>Fund Summary</u>			
General Fund	11,616,900	16,181,000	16,278,400
Other Fund	<u>-0-</u>	<u>1,701,300</u>	<u>-0-</u>
TOTAL APPROPRIATIONS	<u>11,616,900</u>	<u>17,882,300</u>	<u>16,278,400</u>

(Continued)

- ^{1/} If the provision of HB 2565 relating to the funding source for the Water Quality Assurance Revolving Fund (WQARF) is enacted or if the Laws of 1986, Chapter 368 section 149 is repealed or deferred for FY 1989, the sum of \$6,000,000 shall immediately revert to the state General Fund.
- ^{2/} In accordance with section 20, Chapter 311 (S.B. 1141) the sum of \$1,000,000 reverts to the state General Fund on the effective date of the act.

(Footnotes Continued On Following Page)

DEPARTMENT OF ENVIRONMENTAL QUALITY (Cont'd)
GENERAL FUND

The approved amount includes \$82,300 in Personal Services and \$9,200 in Employee Related Expenditures for salary increases, and a decrease of \$177,200 in Employee Related Expenditures for the decreased retirement contribution.

Personal Services - The amount approved includes a 4% vacancy factor and funding for 5 new FTE positions, 3 Environmental Engineering Specialists for the Base Air Program and 1 Environmental Health Specialist II and 1 Hydrologist II for the regulation of underground storage tanks.

ADDITIONAL APPROPRIATIONS

Visual Air Pollution - Chapter 198 (S.B. 1029) - Appropriates the sum of \$1,000,000 from the Air Quality Fund established pursuant to A.R.S. § 49-551 to the Department of Environmental Quality for the purpose of conducting studies to identify the causes of visual air pollution pursuant to section 2 and the pilot study conducted pursuant to section 3 of this act.

Water Quality Assurance Revolving Fund (WQARF) - Chapter 311 (S.B. 1141)- Section 18 repeals Laws 1986, Chapter 368 section 148 which required the sum of \$1,000,000 be transferred to the Tax Protest Fund through July 1992. Section 19 amends Laws 1986, Chapter 368 section 149 by directing the Treasurer to transfer \$5,000,000 from the state General Fund to the WQARF vice \$6,000,000 and section 20 reverts any WQARF appropriations in FY 1990 in excess of \$5,000,000 to the state General Fund on the effective date of the act.

(Footnotes Continued From the Previous Page)

- 3/ Represents General Appropriation Act funds. Appropriated as a modified lump sum for the program. The line items within "All Other Operating Exp." are shown for information only.
- 4/ Up to \$1,250,000 of the General Fund appropriation may be utilized temporarily to maintain existing environmental programs for which application for federal funds have been submitted.

JLBC Analyst: Blanton

Ted Williams, Director (Tel. 542-1024)

GENERAL FUND AND EMS OPERATING FUND	Fiscal 88 Actual	Fiscal 89 Estimate	Fiscal 90 Approved
<u>Program Summary</u>			
EMS/Health Care Facilities	5,007,900	6,054,900	6,470,300
Disease Prevention Svcs.	4,989,800	5,694,300	6,660,200
Family Health	13,285,600	14,574,500	16,709,400
Behavioral Health	60,869,900	82,683,100	100,596,900
Office of the Director	9,016,600	9,120,000	9,403,400
Division of Lab Services	1,944,900	2,218,400	2,439,000
TOTAL APPROPRIATIONS	<u>95,114,700</u>	<u>120,345,200</u>	<u>142,279,200</u>
<u>Expenditure Detail</u>			
FTE Positions	<u>1,454.5</u>	<u>1,459.5</u>	<u>1,501.5</u>
Personal Services	<u>30,296,700</u>	<u>31,701,952</u>	<u>33,514,900</u>
Employee Related Exp.	<u>7,102,900</u>	<u>7,999,605</u>	<u>7,504,000</u>
Prof. & Outside Services	2,722,500	3,479,443	4,438,200
Travel - State	289,500	431,500	480,500
Travel - Out of State	23,900	37,800	37,800
Other Operating Exp.	7,510,200	6,761,300	6,775,700
Food	895,500	765,700	795,000
Equipment	576,600	429,100	557,800
All Other Operating Exp.	<u>12,018,200</u>	<u>11,904,843</u>	<u>13,085,000</u>
OPERATION SUB-TOTAL	49,417,800	51,606,400	54,103,900
Special Line Items ^{1/}	45,696,900	68,738,800	87,980,300
Additional Appropriations	--	--	195,000
TOTAL APPROPRIATIONS	<u>95,114,700</u>	<u>120,345,200</u>	<u>142,279,200</u> ^{2/}
<u>Fund Summary</u>			
General Fund	92,803,300	117,840,200	139,901,900
EMS Operating Fund	<u>2,311,400</u>	<u>2,505,000</u>	<u>2,377,300</u>
TOTAL APPROPRIATIONS	<u>95,114,700</u>	<u>120,345,200</u>	<u>142,279,200</u>

(Continued)

^{1/} Details for the Special Line Items are included on the individual program pages.

^{2/} In addition to the amounts appropriated, earnings on state lands and interest on the investment of the permanent land funds are appropriated to the State Hospital in compliance with the Enabling Act and the Constitution.

DEPARTMENT OF HEALTH SERVICES - SUMMARY (Cont'd)
GENERAL FUND AND EMS OPERATING FUND

CAPITAL OUTLAY

Capital Outlay Bill - Chapter 302 (S.B. 1468) - The Capital Outlay Bill
appropriates \$335,700 from the General Fund as follows:

o Arizona State Hospital Street Repairs	\$ 99,000
This is Phase II of an ongoing project. This project also will fund the repair and chip seal of roads that were paved as part of Phase I.	
o Southern Arizona Medical Center	10,700
For arking repair.	
o Arizona State Hospital Security Gate Installation	45,200
This project has been directed by the Risk Management Division, Department of Administration and funds will be used to modify the existing hospital entry by establishing two entry lanes and one exit lane. The employee entry lane would have an automatic entry gate and the other entry lane would be monitored by security personnel.	
o Southern Arizona Medical Center - expand Therapy Room	31,800
The expansion would accommodate additional therapeutic activities.	
o Southern Arizona Medical Center - expand Day Program Building	149,000
This expansion will accommodate expanded program capacity and allow more effective use of existing space.	
Total Capital Outlay Appropriations	<u>\$ 335,700</u>

JLBC Analyst: Blanton

Ted Williams, Director (Tel. 542-1024)

GENERAL FUND	Fiscal 88 Actual	Fiscal 89 Estimate	Fiscal 90 Approved
FTE Positions	<u>92.5</u>	<u>84.5</u>	<u>91.5</u>
Personal Services	<u>1,833,000</u>	<u>2,038,800</u>	<u>2,117,900</u>
Employee Related Exp.	<u>377,700</u>	<u>500,300</u>	<u>434,900</u>
Prof. & Outside Services	43,000	156,600	156,600
Travel - State	78,600	76,500	117,000
Travel - Out of State	5,100	2,100	2,100
Other Operating Exp.	275,700	682,600	779,100
Equipment	<u>83,400</u>	<u>-0-</u>	<u>35,400</u>
All Other Operating Exp.	<u>485,800</u>	<u>917,800</u>	<u>1,090,200</u>
OPERATION SUB-TOTAL	<u>2,696,500</u>	<u>3,456,900</u>	<u>3,643,000</u>
Arizona Poison Control	-0-	-0-	450,000 ^{1/}
Certified Day Care Group Homes	<u>-0-</u>	<u>93,000</u>	<u>-0-</u>
TOTAL APPROPRIATIONS	<u>2,696,500</u>	<u>3,549,900</u>	<u>4,093,000</u> ^{2/3/}

The approved amount includes \$26,100 in Personal Services and \$3,200 in Employee Related Expenditures for salary increases, and a decrease of \$56,300 in Employee Related Expenditures for the decreased retirement contribution.

Personal Services - The amount approved includes a 4% vacancy factor, the transfer of 16 FTE positions which directly support Emergency Medical Services programs from the general fund operating budget to the Emergency Medical Services operating fund and the addition of 23 new FTE positions; 7 (1 Day Care Facilities Licensing Team Leader, 5 Day Care Facilities Licensing Specialists, 1 Secretary) to support child Day Care Center Licensing; 10 (1 Health Program Manager III, 7 Health Care Facilities Inspection Specialists, 2 Clerk Typist III's) to support increased inspection complaints, investigation and enforcement of long term care, medical facilities and HMO's; and 6 (1 Day Care Facilities Licensing Team Leader, 3 Day Care Facilities Licensing Specialists, 1 Secretary, 1 Investigator II) to process, certify and monitor Small Group Homes.

(Continued)

- ^{1/} This program is subject to evaluation under the standardized evaluation system approved by the Joint Legislative Budget Committee.
- ^{2/} Represents General Appropriation Act funds. Appropriated as a modified lump sum for the program. The line items within "All Other Operating Exp." are shown for information only.
- ^{3/} No appropriated funds shall be utilized to support any poison control center other than the one at the University of Arizona.

DEPARTMENT OF HEALTH SERVICES - EMS/HEALTH CARE FACILITIES - (Cont'd)
GENERAL FUND

Arizona Poison Control System - Provides for a statewide system of poison information, education and treatment services.

ADDITIONAL LEGISLATION

Hospital Licensing, Survey and Construction - Chapter 94 (H.B. 2083) - Repeals provisions of A.R.S. § 36-132, relating to hospital licensing, and; survey and construction.

JLBC Analyst: Blanton

Ted Williams, Director (Tel. 542-1024)

EMERGENCY MEDICAL SERVICES OPERATING FUND	Fiscal 88 Actual	Fiscal 89 Estimate	Fiscal 90 Approved	
Ambulance Emergency Contracts	384,600	470,000	400,000	^{1/}
Arizona Poison Control	435,000	435,000	-0-	^{1/}
State EMS Spec. Projects	786,300	667,900	200,000	
EMSCOM Development	204,000	244,000	100,000	
Rural Amb. Response Development	93,700	280,000	150,000	^{1/}
Emergency Paramedic Training	9,700	10,000	-0-	^{1/}
Local EMS Coordinating System	398,100	398,100	-0-	^{1/}
Emergency Medical Srvcs. Oper.	-0-	-0-	1,527,300	
TOTAL APPROPRIATIONS	<u>2,311,400</u>	<u>2,505,000</u>	<u>2,377,300</u>	^{2/}

Ambulance Emergency Contracts - Provides for contracts with emergency receiving facilities and ambulance services.

EMS Special Projects - At the regional level, primary concern is with upgrading EMS training and documentation and evaluation of clinical performances of pre- and post-hospital phases of EMS delivery.

EMSCOM Development - Replacement and upgrading of the central communications system components.

Rural Ambulance Development - This item funds the upgrading of ambulance services in the rural areas, including the purchase of new ambulances and repair of ambulances.

Emergency Medical Services Operations - Provides support to establish, coordinate, administer and evaluate a statewide emergency medical delivery system, which includes availability, education, training and certification of providers. The approved amount includes \$10,600 in Personal Services and \$1,300 in Employee Related Expenditures for salary increases, and a decrease of \$22,900 in Employee Related Expenditures for the decrease in retirement contribution.

^{1/} This program is subject to evaluation under the standardized evaluation system approved by the Joint Legislative Budget Committee.

^{2/} Represents General Appropriation Act funds. Appropriated by detailed line item for this program.

JLBC Analyst: Blanton

Ted Williams, Director (Tel. 542-1024)

GENERAL FUND	Fiscal 88 Actual	Fiscal 89 Estimate	Fiscal 90 Approved
FTE Positions	<u>72.0</u>	<u>69.0</u>	<u>67.0</u>
Personal Services	<u>1,601,900</u>	<u>1,559,352</u>	<u>1,667,700</u>
Employee Related Exp.	<u>345,500</u>	<u>369,805</u>	<u>344,400</u>
Prof. & Outside Services	52,000	95,943	133,700
Travel - State	48,600	98,700	102,700
Travel - Out of State	6,800	8,400	8,400
Other Operating Exp.	1,781,500	547,300	552,500
Equipment	<u>44,000</u>	<u>14,900</u>	<u>1,000</u>
All Other Operating Exp.	<u>1,932,900</u>	<u>765,243</u>	<u>798,300</u>
OPERATION SUB-TOTAL	3,880,300	2,694,400	2,810,400
TB Provider Hospital Care	805,100	966,100	966,100 ^{1/}
Sex Transmitted Control	69,700	76,800	76,800 ^{1/}
Aids Reporting/Surveillance	105,200	125,000	125,000 ^{1/}
Kidney Program	77,900	100,000	100,000
Pesticide Poisoning	51,600	66,500	-0-
Health Effects Study - West	-0-	134,800	157,500
Chronic Disease Surveillance	-0-	192,500	192,500
Vaccines	-0-	1,338,200	1,931,900
Environmental Assessment - Phoenix Area	<u>-0-</u>	<u>-0-</u>	<u>300,000</u> ^{2/}
TOTAL APPROPRIATIONS	<u>4,989,800</u>	<u>5,694,300</u>	<u>6,660,200</u> ^{3/}

The approved amount includes \$20,600 in Personal Services and \$2,500 in Employee Related Expenditures for salary increases, and a decrease of \$44,300 in Employee Related Expenditures for the decreased retirement contribution.

(Continued)

- ^{1/} This program is subject to evaluation under the standardized evaluation system approved by the Joint Legislative Budget Committee.
- ^{2/} This appropriation is exempt from A.R.S. § 35-190, relating to lapsing of appropriations.
- ^{3/} Represents General Appropriation Act funds. Appropriated as a modified lump sum for the program. The line items within "All Other Operating Exp." are shown for information only.

DEPARTMENT OF HEALTH SERVICES - DISEASE PREVENTION SERVICES (Cont'd)
GENERAL FUND

Personal Services - The amount approved includes a 4% vacancy factor, the transfer to the operating budget of 2 FTE positions (1 Program and Projects Specialist II and 1 Epidemiologist Specialist I) previously funded by the Pesticides Poisoning program, and the transfer out of 4 FTE positions (1 Librarian II; 1 Clerk Typist III; 1 Clerk Typist II; and, 1 Clerk Typist I) to the Office of the Director.

Tuberculosis Provider Hospital Care and Tuberculosis Control Subventions- Provides for reimbursement to contract hospitals and physicians for the care of hospitalized tuberculosis patients, and for assistance to all county health departments for local tuberculosis control programs.

Kidney Program - Provides for reimbursement to provider hospitals and licensed dialysis centers of costs for transportation and medications for patients ineligible for public assistance.

Sexually Transmitted Disease Control Subventions - Provides assistance to local venereal disease control programs.

AIDS Reporting/Surveillance - Provides a data base system to control the spread of AIDS and AIDS related conditions.

Health Effects Study - West - Provides support to investigate areas where reported adverse health effects have occurred and collect environmental samplings used to identify possible source of exposure.

Environmental Assessment - Phoenix Area - Provides support for investigating risk factors that may be associated with cancer cases throughout the Phoenix Metropolitan area.

JLBC Analyst: Blanton

Ted Williams, Director (Tel. 542-1024)

GENERAL FUND	Fiscal 88 Actual	Fiscal 89 Estimate	Fiscal 90 Approved
FTE Positions	<u>71.0</u>	<u>74.0</u>	<u>75.0</u>
Personal Services	<u>1,590,700</u>	<u>1,688,500</u>	<u>1,776,500</u>
Employee Related Exp.	<u>339,200</u>	<u>419,700</u>	<u>365,000</u>
Prof. & Outside Services	57,700	86,600	313,900
Travel - State	68,000	92,500	92,500
Travel - Out of State	1,800	3,000	3,000
Other Operating Exp.	333,300	422,400	480,000
Equipment	<u>28,300</u>	<u>40,000</u>	<u>14,700</u>
All Other Operating Exp.	<u>489,100</u>	<u>644,500</u>	<u>904,100</u>
OPERATION SUB-TOTAL	2,419,000	2,752,700	3,045,600
Adult Cystic Fibrosis	163,000	212,900	221,400 ^{1/}
Adult Sickle Cell Anemia	17,800	66,700	69,400 ^{1/}
Information/Referral Service	50,000	50,000	52,000
Hearing Loss	6,200	-0-	-0-
Child Rehab. Services	5,331,000	6,659,200	7,012,400 ^{1/}
Newborn Intensive Care	3,482,800	4,259,600	4,485,600 ^{1/}
Perinatal Care Services	1,515,900	252,400	1,297,900 ^{1/}
Nutrition Subventions	<u>299,900</u>	<u>321,000</u>	<u>330,100</u> ^{1/}
TOTAL	13,285,600	14,574,500	16,514,400 ^{2/}
Additional Appropriations - 39th Leg., 1st Reg. Session			
Financial Assistance to Physicians, Ch. _____	<u>--</u>	<u>--</u>	<u>195,000</u>
TOTAL APPROPRIATIONS	<u>13,285,600</u>	<u>14,574,500</u>	<u>16,709,400</u>

The approved amount includes \$21,900 in Personal Services and \$2,600 in Employee Related Expenditures for salary increases, and a decrease of \$47,200 in Employee Related Expenditures for the decreased retirement contribution.

(Continued)

- ^{1/} This program is subject to evaluation under the standardized evaluation system approved by the Joint Legislative Budget Committee.
- ^{2/} Represents General Appropriation Act funds. Appropriated as a modified lump sum for the program. The line items within "All Other Operating Exp." are shown for information only.

DEPARTMENT OF HEALTH SERVICES - FAMILY HEALTH (Cont'd)
GENERAL FUND

Personal Services - The amount appropriated includes a 4% vacancy factor and 1 new FTE position, 1 Dental Hygienist II to staff the dental sealant program.

Cystic Fibrosis - Provides care and treatment services for adult residents of the state suffering from cystic fibrosis.

Adult Sickle Cell Anemia - Provides funding for adults suffering from sickle cell anemia.

Information/Referral - Provides funding for a statewide information and referral service for chronically ill and physically disabled children and a directory of services available from both the public and private sectors.

Child Rehabilitative Services - Provides for physicians, hospital care and ancillary services for children whose condition is diagnosed at the several divisional out-patient clinics.

Newborn Intensive Care - Provides for transport to and care for newborns in intensive care centers.

Perinatal Health Care - Provides funding for adequate prenatal care for women with incomes below the federal poverty level, but above the Arizona Health Care Cost Containment System (AHCCCS) eligibility cutoff.

Nutrition Subventions - Provides support to counties participating in the Nutritional Assessment Program, which provides screening, education, counseling and referrals to persons identified as needing nutrition services.

Teen Prenatal Express Program - Provides \$1,035,000 for prenatal care, hospital delivery and nursing case management for low income pregnant adolescents not enrolled in AHCCCS. This program is a component of the Perinatal Health Care Program.

ADDITIONAL APPROPRIATIONS

Financial Assistance to Physicians - Chapter 290 (H.B. 2467) - Appropriates the sum of \$195,000 from the state General Fund to the Department of Health Services to provide annual financial assistance for physicians performing obstetrical services in underserved areas of the state as determined by the Department. This appropriation is exempt from A.R.S. § 35-190, relating to lapsing of appropriations.

DEPARTMENT OF HEALTH SERVICES - BEHAVIORAL HEALTH

A.R.S. 36-103

JLBC Analyst: Blanton

Ted Williams, Director (Tel. 542-1024)

GENERAL FUND	Fiscal 88 Actual	Fiscal 89 Estimate	Fiscal 90 Approved
FTE Positions	<u>986.0</u>	<u>997.0</u>	<u>1,021.0</u> ^{1/}
Personal Services	<u>19,958,600</u>	<u>20,902,300</u>	<u>22,021,800</u>
Employee Related Exp.	<u>4,907,000</u>	<u>5,436,100</u>	<u>5,145,700</u>
Prof. & Outside Services	2,198,400	2,605,100	3,023,200
Travel - State	64,000	105,400	105,400
Travel - Out of State	1,800	15,100	15,100
Other Operating Exp.	2,549,000	2,549,100	2,653,200
Food	895,500	765,700	795,000
Equipment	<u>164,200</u>	<u>263,200</u>	<u>281,100</u>
All Other Operating Exp.	<u>5,872,900</u>	<u>6,303,600</u>	<u>6,873,000</u>
OPERATION SUB-TOTAL	30,738,500	32,642,000	34,040,500
CMI Pilot Program	1,654,100	6,000,000	6,100,000
Non-CMI Services	503,000	520,800	-0-
CMI Non-Pilot Program	3,001,200	3,124,600	20,408,600 ^{2/}
Arizona State Hospital	-0-	2,762,500	-0-
Regional Resid./Psych. Beds	-0-	1,916,300	3,677,400
Children's Beh. Health Services	-0-	5,000,000	13,495,500 ^{2/}
CMI Services	-0-	3,260,200	-0-
Mental Health Services	-0-	961,800	9,147,600 ^{2/}
Substance Abuse	-0-	699,200	12,056,500 ^{2/}
Residential Svcs. For EHC	915,000	735,162	-0-
Transitional Living Unit	314,000	372,400	370,800 ^{2/}
Behavioral Health Sub.	23,744,100	24,688,118	-0-
CMI Medications	<u>-0-</u>	<u>-0-</u>	<u>1,300,000</u> ^{3/}
TOTAL APPROPRIATIONS	<u>60,869,900</u>	<u>82,683,100</u>	<u>100,596,900</u> ^{4/5/}

The approved amount includes \$271,900 in Personal Services and \$37,200 in Employee Related Expenditures for salary increases, and a decrease of \$585,100 in Employee Related Expenditures for the decreased retirement contribution.

(Continued)

- ^{1/} In addition, 13.5 FTE positions are funded in the Transitional Living line item.
- ^{2/} This program is subject to evaluation under the standardized evaluation system approved by the Joint Legislative Budget Committee.
- ^{3/} It is the intent of the legislature that counties not reduce funding to provide these medications within their responsibilities under A.R.S. § 11-291 below the level expended during FY 1988. The department will request and report semi-annually on county expenditure levels in comparison with the base year.

(Footnotes Continued on Following Page)

DEPARTMENT OF HEALTH SERVICES - BEHAVIORAL HEALTH (Cont'd)
GENERAL FUND

Personal Services - The amount approved includes a 3% vacancy factor, the reduction of 44 unspecified FTE positions, the transfer in of 73 FTE positions, 1 Management Analyst III, and 72 FTE positions from below the line, the transfer out of 5 FTE positions; 1 EDP Computer Operations Supervisor, 1 EDP Data Base Specialist II, 1 EDP Management Information Specialist, 1 EDP Computer Operator II and 1 EDP Data Control Clerk.

CMI Pilot Program - Provides an alternative service delivery system for chronically mentally ill persons.

Chronically Mentally Ill (CMI) - The approved amount provides \$5,299,000 to expand services to the Chronically Mentally Ill (CMI) to establish a balance in the continuum of care and initiate a phased-in approach to achieve full services for CMI in the community. These services will improve patient lifestyle and ensure more cost effective utilization of state funds.

Regional Residential/Psychiatric Inpatient Beds - The approved amount provides \$1,684,400 to expand this program which is designed to provide more appropriate use of funds and reduce growth in Arizona State Hospital (ASH) census by developing secure residential/inpatient alternatives in local areas.

Childrens Behavioral Health Delivery System - The approved amount provides \$7,300,000 for expansion of the comprehensive childrens behavioral health delivery system to include an increase in the availability of residential services, clinical consultations and case management services for seriously emotionally handicapped children.

Mental Health - The approved amount provides \$470,000 to expand Mental Health services to establish a full continuum of care, more effectively utilize state funds and initiate a phased-in approach to achieve a full range of services for mental health patients.

Substance Abuse - The approved amount provides \$631,000 to expand drug and alcohol abuse services to establish a full continuum of care, more effectively utilize state funds and initiate a phased-in approach to achieve full services for substance abusing clients.

Transitional Living - Provides funding for graduated steps of care between the hospital treatment unit and the living situation in the community. The approved amount includes \$3,300 in Personal Services and \$500 in Employee Related Expenditures for salary increases, and a decrease of \$7,100 in Employee Related Expenditures for the decreased retirement contribution.

(Continued)

(Footnotes Continued From Previous Page)

4/ In addition to the amounts appropriated, earnings on state lands and interest on the investment of permanent land funds are appropriated to the State Hospital in compliance with the Enabling Act and the constitution.

5/ Represents General Appropriation Act funds. Appropriated as a modified lump sum for the program. The line items within "All Other Operating Exp." are shown for information only.

DEPARTMENT OF HEALTH SERVICES - BEHAVIORAL HEALTH (Cont'd)
GENERAL FUND

CMI Medications - The approved amount provides \$1,300,000 to establish a program for CMI medications to enhance the continuum of care coverage and initiate a phased-in approach to achieve full services for CMI in the community. This service will improve patient lifestyle and insure more cost effective utilization of appropriated funds.

JLBC Analyst: Blanton

Ted Williams, Director (Tel. 542-1024)

GENERAL FUND	Fiscal 88 Actual	Fiscal 89 Estimate	Fiscal 90 Approved
FTE Positions ^{1/}	<u>177.0</u>	<u>179.0</u>	<u>187.0</u>
Personal Services	<u>4,087,100</u>	<u>4,168,400</u>	<u>4,465,800</u>
Employee Related Exp.	<u>859,200</u>	<u>934,700</u>	<u>904,000</u>
Prof. & Outside Services	364,600	526,400	802,000
Travel - State	19,800	40,900	40,900
Travel - Out of State	2,800	3,000	3,000
Other Operating Exp.	2,232,500	2,157,600	1,869,600
Equipment	<u>172,600</u>	<u>11,000</u>	<u>40,100</u>
All Other Operating Exp.	<u>2,792,300</u>	<u>2,738,900</u>	<u>2,755,600</u>
OPERATION SUB-TOTAL	7,738,600	7,842,000	8,125,400
Direct Grants	578,000	578,000	578,000 ^{2/3/}
Reimbursement to Counties	<u>700,000</u>	<u>700,000</u>	<u>700,000</u> ^{3/4/}
TOTAL APPROPRIATIONS	<u>9,016,600</u>	<u>9,120,000</u>	<u>9,403,400</u> ^{5/}

The approved amount includes \$55,100 in Personal Services and \$6,300 in Employee Related Expenditures for salary increases, and a decrease of \$118,600 in Employee Related Expenditures for the decreased retirement contribution.

(Continued)

- 1/ The 15 Health Advisory Committee members are not included in the number of FTE positions.
- 2/ This appropriation provides for local health work and is to be divided equally among the 15 counties on a non-matching basis, with each county to employ 1 Public Health Nurse and 1 Sanitarian. All funds received by a county under this appropriation which are not used for the prescribed purposes shall revert to the state General Fund.
- 3/ This program is subject to evaluation under the standardized evaluation system approved by the Joint Legislative Budget Committee.
- 4/ This appropriation is to provide matching funds to counties for local health work on a fifty-fifty matching basis and shall be distributed to each county on an equal per capita basis as determined by the latest federal decennial census.
- 5/ Represents General Appropriation Act funds. Appropriated as a modified lump sum for the program. The line items within "All Other Operating Exp." are shown for information only.

DEPARTMENT OF HEALTH SERVICES - OFFICE OF THE DIRECTOR (Cont'd)
GENERAL FUND

Personal Services - The amount approved includes a vacancy factor of 4%, the transfer in of 9 FTE positions; 1 EDP Computer Operator II, 1 EDP Data Base Specialist II, 1 EDP Computer Operator Supervisor II, 1 EDP Data Control Clerk, 1 EDP Management Information Specialist, 1 Librarian II, 1 Clerk Typist III, 1 Clerk Typist II and 1 Clerk Typist I and the transfer out of 1 Management Analyst III.

JLBC Analyst: Blanton

Ted Williams, Director (Tel. 542-1024)

GENERAL FUND	Fiscal 88 Actual	Fiscal 89 Estimate	Fiscal 90 Approved
FTE Positions	<u>56.0</u>	<u>56.0</u>	<u>60.0</u>
Personal Services	<u>1,225,400</u>	<u>1,344,600</u>	<u>1,465,200</u>
Employee Related Exp.	<u>274,300</u>	<u>339,000</u>	<u>310,000</u>
Prof. & Outside Services	6,800	8,800	8,800
Travel - State	10,500	17,500	22,000
Travel - Out of State	5,600	6,200	6,200
Other Operating Exp.	338,200	402,300	441,300
Equipment	<u>84,100</u>	<u>100,000</u>	<u>185,500</u>
All Other Operating Exp.	<u>445,200</u>	<u>534,800</u>	<u>663,800</u>
TOTAL APPROPRIATIONS	<u>1,944,900</u>	<u>2,218,400</u>	<u>2,439,000</u> ^{1/}

The approved amount includes \$18,100 in Personal Services and \$2,300 in Employee Related Expenditures for salary increases, and a decrease of \$38,900 in Employee Related Expenditures for the decreased retirement contribution.

Personal Services - The amount approved includes a 4% vacancy factor and 4 new FTE positions, 3 Laboratory Licensing Consultants and 1 Clerk Typist II to license laboratories in accordance with A.R.S. § 36-461 through 36-479.

ADDITIONAL LEGISLATION

Environmental Laboratory Licensure Revolving Fund - Chapter 177 (H.B. 2203)- This bill establishes an environmental laboratory licensure revolving fund for the Department of Health Services. The fund will consist of monies from gifts, grants, donations, fees from department sponsored workshops, conferences and seminars and fees collected pursuant to this chapter. Monies in the fund shall be used to support the administration of lab licensure. Monies in the fund are exempt from A.R.S. § 35-190 and interest earned on monies in the fund shall be credited to the fund.

^{1/} Represents General Appropriation Act funds. Appropriated as a modified lump sum for the program. The line items within "All Other Operating Exp." are shown for information only.

JLBC Analyst: Burgess

Stuart R. Brackney, Executive Director (Tel. 542-3323)

GENERAL FUND	Fiscal 88 Actual	Fiscal 89 Estimate	Fiscal 90 Approved
FTE Positions	<u>3.0</u>	<u>3.0</u>	<u>5.0</u>
Personal Services	<u>80,800</u>	<u>83,600</u>	<u>126,400</u>
Employee Related Exp.	<u>17,400</u>	<u>20,600</u>	<u>24,900</u>
Prof. & Outside Services	900	2,500	7,200
Travel - State	1,800	3,300	6,600
Travel - Out of State	-0-	-0-	3,300
Other Operating Exp.	12,100	17,000	23,900
Equipment	<u>9,600</u>	<u>400</u>	<u>11,500</u>
All Other Operating Exp.	<u>24,400</u>	<u>23,200</u>	<u>52,500</u>
TOTAL APPROPRIATIONS	<u>122,600</u>	<u>127,400</u>	<u>203,800</u> ^{1/}

The approved amount includes \$1,600 in Personal Services and \$200 in Employee Related Expenditures for salary increases, and a decrease of \$3,400 in Employee Related Expenditures for the decreased retirement contribution.

Personal Services - The approved amount provides \$41,200 in Personal Services for 2 Administrative Assistant III FTE positions.

All Other Operating - The approved amount includes \$10,800 to provide seminars to the deaf and hearing impaired community, \$5,700 for interpreters at Council meetings, and \$11,000 in Equipment for the 2 new FTE positions. Also included is an additional \$1,700 in In-State Travel for the new 6 Council members.

ADDITIONAL LEGISLATION

Increase in Council Membership - Chapter 120 (H.B. 2599) - This bill increases the number of Council members from 13 to 19. Of the additional 6 members, 3 are to be deaf persons and 3 are to be hard of hearing.

Telecommunications Device for the Deaf (TDD) - Chapter 73 (S.B. 1461) - This bill relates to revenues for the TDD and Relay Service Program. Currently the program is funded by an excise tax on the 911 emergency telephone line service charge, paid by all residential and business customers, at a formula amount. This legislation allows the formula to fluctuate within limits, with approval of the Joint Legislative Tax Committee, in order to avoid a funding deficit due to a telephone rate reduction.

^{1/} Represents General Appropriation Act funds. Appropriated as a lump sum for the agency. The line items are shown for information only.

JLBC Analyst: Burgess

Tony Machukay, Director (Tel. 542-3123)

GENERAL FUND	Fiscal 88 Actual	Fiscal 89 Estimate	Fiscal 90 Approved
FTE Positions	<u>4.0</u>	<u>3.5</u>	<u>4.0</u>
Personal Services	<u>76,400</u>	<u>103,300</u>	<u>106,600</u>
Employee Related Exp.	<u>14,200</u>	<u>22,600</u>	<u>23,700</u>
Travel - State	6,000	7,700	10,600
Other Operating Exp.	19,300	11,200	14,500
Equipment	<u>500</u>	<u>-0-</u>	<u>-0-</u>
All Other Operating Exp.	<u>25,800</u>	<u>18,900</u>	<u>25,100</u>
TOTAL APPROPRIATIONS	<u>116,400</u>	<u>144,800</u>	<u>155,400</u> ^{1/}

The approved amount includes \$1,300 in Personal Services and \$100 in Employee Related Expenditures for salary increases, and a decrease of \$2,800 in Employee Related Expenditures for the decreased retirement contribution.

Personal Services - The approved amount reflects the addition of one-half of a Field Coordinator FTE position.

All Other Operating - The approved amount includes \$2,500 for In-State Travel to conduct an Indian Town Hall meeting as well as \$3,200 for increased printing costs and a 4% general inflation increase.

^{1/} Represents General Appropriation Act funds. Appropriated by lump sum for the agency. The line items are shown for information only.

JLBC Analyst: Blanton

Doris Marlowe, R.N. (Tel. Prescott 445-2181)

GENERAL FUND	Fiscal 88 Actual	Fiscal 89 Estimate	Fiscal 90 Approved
FTE Positions	<u>110.0</u>	<u>110.0</u>	<u>110.0</u>
Personal Services	<u>1,921,400</u>	<u>2,017,200</u>	<u>2,055,400</u>
Employee Related Exp.	<u>483,900</u>	<u>564,300</u>	<u>634,300</u>
Food	<u>196,100</u>	<u>199,100</u>	<u>222,700</u>
TOTAL APPROPRIATIONS	<u>2,601,400</u>	<u>2,780,600</u>	<u>2,912,400</u> ^{1/2/}

The approved amount includes \$25,400 in Personal Services and \$3,600 in Employee Related Expenditures for salary increases, and a decrease of \$54,600 in Employee Related Expenditures for the decreased retirement contribution.

CAPITAL OUTLAY

Capital Outlay Bill - Chapter 302 (S.B. 1468) - The Capital Outlay Bill appropriates \$15,400 from the General Fund as follows:

- o Replace Sanitation Lines \$ 6,000
To replace sanitation lines.
- o Chip Seal Cemetery Drive 9,400
To chip seal Cemetery Drive. The present tar bed of the drive has deteriorated to the extent that corrective action must be taken at this time or the drive will have to be replaced in the near future.

Total Capital Outlay Appropriations \$ 15,400

ADDITIONAL LEGISLATION

Admission Qualification - Chapter 139 (S.B. 1232) - This bill prescribes changes in residency and qualifications for admission to the Arizona Pioneers' Home.

- 1/ Represents General Appropriation Act funds. Appropriated by detailed line item for the agency.
- 2/ In addition to the amounts appropriated, earnings on state lands and interest on the investment of the permanent land funds are appropriated for the Pioneers' Home and the hospital for disabled miners in compliance with the enabling act and the constitution.

JLBC Analyst: Burgess

Honorable Rose Mofford, Governor (Tel. 542-4331)

GENERAL FUND	Fiscal 88 Actual	Fiscal 89 Estimate	Fiscal 90 Approved
Gov. - Az. Rangers' Pension	<u>15,600</u>	<u>16,200</u>	<u>16,800</u>
TOTAL APPROPRIATIONS	<u>15,600</u>	<u>16,200</u>	<u>16,800</u> ^{1/}

The appropriation includes a 4% adjustment for inflation, as per the provisions of A.R.S. § 41-951(B). The pension for each of the 2 eligible recipients is \$700 per month.

^{1/} Represents General Appropriation Act funds.

JLBC Analyst: Blanton

Norman O. Gallion, Director (Tel. 542-4713)

GENERAL FUND AND VETERANS' GUARDIANSHIP FUND	Fiscal 88 Actual	Fiscal 89 Estimate	Fiscal 90 Approved
---	---------------------	-----------------------	-----------------------

Program Summary

Veterans' Affairs	697,300	696,300	3,220,700
Veterans' Conservatorship	<u>279,100</u>	<u>367,000</u>	<u>390,000</u>
TOTAL APPROPRIATIONS	<u><u>976,400</u></u>	<u><u>1,063,300</u></u>	<u><u>3,610,700</u></u>

Expenditure Detail

FTE Positions	<u>32.0</u>	<u>33.0</u>	<u>34.0</u>
Personal Services	<u>606,300</u>	<u>672,200</u>	<u>694,600</u>
Employee Related Exp.	<u>133,800</u>	<u>169,700</u>	<u>170,800</u>
Travel - State	20,100	26,000	40,700
Travel - Out of State	2,400	1,900	1,900
Other Operating Exp.	140,600	140,800	150,900
Equipment	<u>1,900</u>	<u>10,700</u>	<u>11,800</u>
All Other Operating Exp.	<u>165,000</u>	<u>179,400</u>	<u>205,300</u>
OPERATION SUB-TOTAL	905,100	1,021,300	1,070,700
Special Line Items ^{1/}	41,300	42,000	40,000
Additional Appropriations	<u>30,000</u>	<u>-0-</u>	<u>2,500,000</u>
TOTAL APPROPRIATIONS	<u><u>976,400</u></u>	<u><u>1,063,300</u></u>	<u><u>3,610,700</u></u>

Fund Summary

General Fund	697,300	696,300	3,220,700
Veterans' Guardianship Fund	<u>279,100</u>	<u>367,000</u>	<u>390,000</u>
TOTAL APPROPRIATIONS	<u><u>976,400</u></u>	<u><u>1,063,300</u></u>	<u><u>3,610,700</u></u>

^{1/} Details for the Special Line Items are included on the individual program pages.

JLBC Analyst: Blanton

Norman O. Gallion, Director (Tel. 542-4713)

GENERAL FUND	Fiscal 88 Actual	Fiscal 89 Estimate	Fiscal 90 Approved
FTE Positions	<u>20.0</u>	<u>20.0</u>	<u>20.0</u>
Personal Services	<u>422,000</u>	<u>432,000</u>	<u>445,600</u>
Employee Related Exp.	<u>89,100</u>	<u>105,300</u>	<u>99,100</u>
Travel - State	19,000	23,000	35,200
Travel - Out of State	2,400	1,900	1,900
Other Operating Exp.	92,100	92,100	93,100
Equipment	<u>1,400</u>	<u>-0-</u>	<u>5,800</u>
All Other Operating Exp.	<u>114,900</u>	<u>117,000</u>	<u>136,000</u>
OPERATION SUB-TOTAL	626,000	654,300	680,700
Veterans' Organization			
Contracts	40,000	40,000	40,000
Native American Veterans' War Memorial	1,300	2,000	-0-
Veterans' Home Study	<u>30,000</u> ^{1/}	<u>-0-</u>	<u>-0-</u>
TOTAL	697,300	696,300	720,700 ^{2/}
Additional Appropriations - 39th Leg., 1st Regular Session			
Veterans' Nursing Home, Ch. 205	<u>--</u>	<u>--</u>	<u>2,500,000</u> ^{3/}
TOTAL APPROPRIATIONS	<u>697,300</u>	<u>696,300</u>	<u>3,220,700</u>

The approved amount includes \$5,500 in Personal Services and \$600 in Employee Related Expenditures for salary increases, and a decrease of \$11,800 in Employee Related Expenditures for the decreased retirement contribution.

(Continued)

- ^{1/} This appropriation is exempt from A.R.S. § 35-190, relating to lapsing of appropriations.
- ^{2/} Represents General Appropriation Act funds. Appropriated as a modified lump sum for the program. The line items within "All Other Operating Exp." are shown for information only.
- ^{3/} This appropriation is exempt from A.R.S. § 35-190, relating to lapsing of appropriations unless the appropriation stands until October 1, 1991 without an expenditure or encumbrance.

VETERANS' SERVICES COMMISSION - VETERANS' AFFAIRS - (Cont'd)
GENERAL FUND

All Other Operating - The amount approved includes funding to train Veterans Services Officers (VSO's) on the Veterans Judicial Review act and to ensure proficiency for continued accreditation of VSO's. \$5,800 is also provided to install a new telephone system to improve efficiency and service to veterans.

Veterans' Organization Contracts - Provides funding for contracts with Arizona Veterans' organizations that hold charters granted by Congress for the beneficial interest of veterans. (A.R.S. § 41-603.A).

Veterans' Cemetery - The Arizona Veterans' Cemetery was transferred to the National Cemetery System effective April 1, 1989. The Cemetery operations have been funded from the Non-Appropriated Veterans' Cemetery Fund in the recent past. The transfer agreement provides for the legislature to appropriate sufficient funds for the maintenance of the cemetery for three years after the transfer, such appropriations not to exceed a total of \$390,000. Sufficient funds are available in the Cemetery Fund to defray the cost of the state's contribution for FY 1990. Current projections indicate that an appropriation of approximately \$90,000 will be required in FY 1991. Chapter 29 (H.B. 2046) authorized conveyance to the U.S. National Cemetery System.

ADDITIONAL APPROPRIATIONS

Veterans' Nursing Home - Chapter 205 (H.B. 2115) - This bill appropriates \$2,500,000 from the state General Fund for deposit with and investment by the state treasurer to be used for an earnest money deposit for construction of a state veterans' nursing home on the Indian school land, provided that the federal government pays for 65% of the cost of construction. Interest earned on the monies is also appropriated to the Arizona Veterans' Service Commission for such use. This appropriation is exempt from A.R.S. § 35-190, relating to lapsing of appropriations unless the appropriation stands until October 1, 1990 without an expenditure or encumbrance.

Korean War Veterans' Memorial - Chapter 109 (H.B. 2045) - This bill appropriates \$100,000 from the state General Fund in FY 1991 and establishes a Korean War Veterans' Memorial Fund to pay for the costs and expenses of constructing and dedicating a memorial to Arizona's Korean War Veterans in accordance with Executive Order No. 87-6, dated March 26, 1987. The Arizona Veterans' Service Commission shall deposit all monies it receives pursuant to this act with the state treasurer who shall invest all monies in the fund, and any interest earned shall be deposited in the fund. The monies in the fund are appropriated to the Arizona Veterans' Service Commission for purposes of this act. This appropriation is exempt from A.R.S. § 35-190, relating to lapsing of appropriations except that any monies remaining unexpended or unencumbered in the fund on June 30, 1992 revert to the state General Fund.

JLBC Analyst: Blanton

Norman O. Gallion, Director (Tel. 542-4713)

VETERANS' GUARDIANSHIP FUND	Fiscal 88 Actual	Fiscal 89 Estimate	Fiscal 90 Approved
FTE Positions	12.0	13.0	14.0
Personal Services	184,300	240,200	249,000
Employee Related Exp.	44,700	64,400	71,700
Travel - State	1,100	3,000	5,500
Other Operating Exp.	48,500	48,700	57,800
Equipment	500	10,700	6,000
All Other Operating Exp.	50,100	62,400	69,300
TOTAL APPROPRIATIONS	279,100	367,000	390,000 ^{1/}

The approved amount includes \$3,100 in Personal Services and \$300 in Employee Related Expenditures for salary increases, and a decrease of \$6,600 in Employee Related Expenditures for the decreased retirement contribution.

Personal Services - The amount approved includes funding for 1 new FTE position: 1 Human Services Worker I to reduce the case load of veteran clients per worker and to provide better service to these veterans.

All Other Operating - The amount approved includes \$4,600 to install a new telephone system to improve efficiency and service to veterans.

^{1/} Represents General Appropriation Act funds. Appropriated as a modified lump sum for the program. The line items within "All Other Operating Exp." are shown for information only.

JLBC Analyst: Hernandez

Maxine McCarthy, Executive Secretary (Tel. 542-5989)

GENERAL FUND	Fiscal 88 Actual	Fiscal 89 Estimate	Fiscal 90 Approved
FTE Positions	<u>4.0</u>	<u>4.0</u>	<u>4.0</u>
Personal Services	<u>75,100</u>	<u>116,000</u>	<u>116,200</u>
Employee Related Exp.	<u>13,500</u>	<u>25,300</u>	<u>22,800</u>
Prof. & Outside Services	40,300	25,000	29,500
Travel - State	4,100	8,900	9,200
Other Operating Exp.	18,800	12,100	11,300 ^{1/}
Equipment	<u>1,000</u>	<u>-0-</u>	<u>-0-</u>
All Other Operating Exp.	<u>64,200</u>	<u>46,000</u>	<u>50,000</u>
TOTAL APPROPRIATIONS	<u>152,800</u>	<u>187,300</u>	<u>189,000</u> ^{2/}

The approved amount includes \$1,400 in Personal Services and \$100 in Employee Related Expenditures for salary increases, and a decrease of \$3,100 in Employee Related Expenditures for the decreased retirement contribution.

Other Operating Expenditures - The approved amount includes a reduction of \$1,000 for the purchase of legal and labor relations, office supplies, and printing services.

^{1/} The appropriation includes \$500 which is intended for emergency rental of meeting room space when public hearings must be scheduled at short notice. Any monies not used for this purpose shall revert to the General Fund.

^{2/} Represents General Appropriation Act funds. Appropriated as a modified lump sum for the agency. The line items within "All Other Operating Exp." are shown for information only.

JLBC Analyst: Hernandez

Dr. Ivan J. Shields, Director (Tel. 542-4373)

GENERAL FUND AND OTHER APPROPRIATED FUNDS	Fiscal 88 Actual	Fiscal 89 Estimate	Fiscal 90 Approved
--	---------------------	-----------------------	-----------------------

Program Summary

Office of the Director	609,300	722,700	639,200
Field Operations	5,087,200	5,151,000	5,006,600
State Chemist	388,100	535,200	562,600
Fruit & Veg. Standardization	675,000	761,400	782,900
TOTAL APPROPRIATIONS	6,759,600	7,170,300	6,991,300

Expenditure Detail

FTE Positions	194.0	198.0	196.0
Personal Services	4,125,300	4,341,700	4,301,500
Employee Related Exp.	906,600	1,117,100	846,300
Prof. & Outside Services	149,400	156,400	183,000
Travel - State	294,300	370,600	386,500
Travel - Out of State	24,900	24,800	26,800
Other Operating Exp.	757,100	622,200	667,400
Equipment	146,000	139,000	92,800
All Other Operating Exp.	1,371,700	1,313,000	1,356,500
OPERATION SUB-TOTAL	6,403,600	6,771,800	6,504,300
Special Line Items	356,000	398,500	487,000
TOTAL APPROPRIATIONS	6,759,600	7,170,300	6,991,300

Fund Summary

General Fund	5,696,500	5,873,700	5,645,800
Fertilizer Materials Fund	95,400	151,500	161,200
Pesticide Fund	154,200	193,700	202,300
Commercial Feed Fund	138,500	190,000	199,100
Fruit & Vegetable Standard- ization Fund	597,100	667,900	774,700
Citrus Revolving Fund	77,900	93,500	8,200
TOTAL APPROPRIATIONS	6,759,600	7,170,300	6,991,300

(Continued)

COMMISSION OF AGRICULTURE AND HORTICULTURE - SUMMARY (Cont'd)
GENERAL FUND AND OTHER APPROPRIATED FUNDS

ADDITIONAL LEGISLATION

Department of Agriculture - Chapter 162 (H.B. 2090) - This legislation combines the Arizona Commission of Agriculture and Horticulture, the Arizona Livestock Board, the Office of the Dairy Commissioner, and the Egg Inspection Board into a single agency: The Arizona Department of Agriculture. The Governor will appoint the initial director by July 1, 1990 and the existing agencies will be combined effective January 1, 1991.

Lettuce Promotion Council - Chapter 146 (S.B. 1164) - Establishes a seven-person Arizona Iceberg Lettuce Promotion Council to maintain and expand the demand for lettuce through advertising, dissemination of information about probable uses of lettuce, and to contract for research to develop improved marketing methods for iceberg lettuce. The Lettuce Promotion Council is expected to be self-supporting by assessing fees on lettuce cartons and shipments.

Lettuce Research Council - Chapter 147 (S.B. 1165) - Establishes a nine-person Arizona Iceberg Lettuce Research Council to contract for programs or research concerning varietal development, pest eradication, production, harvesting on transportation to market. The Lettuce Research Council is expected to be self-supporting by assessing fees on lettuce cartons and bulk bins.

Native Plant Act - Chapter 294 (S.B. 1086) - This legislation is a complete revision of the Native Plant Act. Major provisions of the bill which have fiscal impact are:

- o Requirements to mail copies of Notices of Destruction, Commission meetings, and public hearings concerning native plants to interested parties.
- o Requirements to issue native plant permits, tags, and seals within 4 working days instead of 15 days.
- o Mandated research activities intended to aid in the conservation of endangered native plant species.

JLBC Analyst: Hernandez

Dr. Ivan J. Shields, Director (Tel. 542-4373)

GENERAL FUND	Fiscal 88 Actual	Fiscal 89 Estimate	Fiscal 90 Approved
FTE Positions	<u>9.0</u>	<u>9.0</u>	<u>13.0</u> ^{1/}
Personal Services	<u>236,400</u>	<u>234,800</u>	<u>312,500</u>
Employee Related Exp.	<u>49,000</u>	<u>50,600</u>	<u>62,000</u>
Prof. & Outside Services	48,700	48,500	71,500
Travel - State	1,000	4,100	9,700
Travel - Out of State	5,500	3,800	4,700
Other Operating Exp.	224,400	121,100	136,300
Equipment	<u>4,900</u>	<u>-0-</u>	<u>-0-</u>
All Other Operating Exp.	<u>284,500</u>	<u>177,500</u>	<u>222,200</u>
OPERATION SUB-TOTAL	569,900	462,900	596,700
Environmental Quality	-0-	221,000	-0-
Market News	<u>39,400</u>	<u>38,800</u>	<u>42,500</u> ^{2/}
TOTAL APPROPRIATIONS	<u>609,300</u>	<u>722,700</u>	<u>639,200</u> ^{3/}

The approved amount includes \$3,900 in Personal Services and \$400 in Employee Related Expenditures for salary increases, and a decrease of \$8,300 in Employee Related Expenditures for the decreased retirement contribution.

Environmental Quality - Director - Funding for this program has been shifted "above-the-line," which added 4 FTE positions to the total. The approved amount includes a reduction of \$66,500 in funding for Integrated Pest Management Contracts.

Market News Service - The approved amount includes \$400 in Personal Services and \$100 in Employee Related Expenditures for salary increases, and a decrease of \$1,100 in Employee Related Expenditures for the decreased retirement contribution.

^{1/} In addition, 2.2 FTE positions are funded in the Market News Service line item.

^{2/} It is the intent of the Legislature to continue funding for the Market News Service, but encourage private industry to find funding sources, such as a fee per telephone call, which would make the service self-supporting.

^{3/} Represents General Appropriation Act funds. Appropriated as a lump sum for the program, with special line items. The line items within the "Operation Sub-Total" are shown for information only.

JLBC Analyst: Hernandez

Dr. Ivan J. Shields, Director (Tel. 542-4373)

GENERAL FUND	Fiscal 88 Actual	Fiscal 89 Estimate	Fiscal 90 Approved
FTE Positions	<u>155.0</u>	<u>158.0</u>	<u>152.0</u>
Personal Services	<u>3,283,800</u>	<u>3,407,400</u>	<u>3,280,800</u>
Employee Related Exp.	<u>723,000</u>	<u>895,900</u>	<u>614,800</u>
Prof. & Outside Services	77,900	44,700	48,300
Travel - State	189,400	222,300	217,800
Travel - Out of State	7,900	9,000	9,000
Other Operating Exp.	435,300	360,200	379,000
Equipment	<u>100,100</u>	<u>132,800</u>	<u>72,400</u>
All Other Operating Exp.	<u>810,600</u>	<u>769,000</u>	<u>726,500</u>
OPERATION SUB-TOTAL	4,817,400	5,072,300	4,622,100
Environmental Quality - Field	269,800	78,700	-0-
AG Lab Equipment	<u>-0-</u>	<u>-0-</u>	<u>384,500</u>
TOTAL APPROPRIATIONS	<u>5,087,200</u>	<u>5,151,000</u>	<u>5,006,600</u> ^{1/2/3/}

The approved amount includes \$40,500 in Personal Services and \$4,700 in Employee Related Expenditures for salary increases, and a decrease of \$87,200 in Employee Related Expenditures for the decreased retirement contribution.

Personal Services - The approved amount includes a 4% vacancy factor.

A proposal to close all of Arizona's agricultural border inspection stations engendered considerable legislative discussion. The final result was a decision to discontinue private vehicle inspections while retaining agricultural inspections of other types of vehicles (see Footnote #2 below). This decision resulted in a reduction of 8.0 FTE positions and \$250,000 associated with private vehicle inspections. The \$250,000 reduction includes \$195,000 in Personal Services and \$55,000 in Employee Related Expenditures.

(Continued)

1/ Of this amount, \$384,500 is intended for the purchase of laboratory casework and equipment, and is exempt from A.R.S. § 35-190, relating to lapsing of appropriations, except that all monies remaining unexpended and unencumbered on June 30, 1991 revert to the state General Fund.

2/ It is the intent of the Legislature to provide funding of the border inspection stations only for agricultural inspections of commercial vehicles, recreational vehicles, trailers, and boats.

3/ Represents General Appropriation Act fund. Appropriated as a lump sum for the program. The line items are shown for information only.

COMMISSION OF AGRICULTURE AND HORTICULTURE - FIELD OPERATIONS (Cont'd)
GENERAL FUND

Environmental Quality - Field - Funding for this program has been shifted "above-the-line", which added 2 FTE positions to the total.

CAPITAL OUTLAY

Capital Outlay Bill - Chapter 302 (S.B. 1468) - The Capital Outlay Bill appropriates \$12,000 from the General Fund as follows:

o San Simon Traffic Lane Safety	\$ 5,000
This appropriation is to widen the existing private vehicle traffic safety lanes at the inspection station.	
o Winterhaven Private Vehicle Inspection Lanes	<u>7,000</u>
This appropriation is for the repair of the roadway surface in the inspection area. The existing surface has numerous deep ruts and chuck holes.	
Total Capital Outlay Appropriations	<u>\$12,000</u>

JLBC Analyst: Hernandez

Dr. Ivan J. Shields, Director (Tel. 542-4373)

FERTILIZER MATERIALS, PESTICIDE, AND COMMERCIAL FEED FUNDS	Fiscal 88 Actual	Fiscal 89 Estimate	Fiscal 90 Approved
FTE Positions	<u>10.0</u>	<u>11.0</u>	<u>11.0</u>
Personal Services	<u>244,900</u>	<u>297,500</u>	<u>301,200</u>
Employee Related Exp.	<u>53,000</u>	<u>74,000</u>	<u>65,700</u>
Prof. & Outside Services	16,000	49,500	49,500
Travel - State	15,600	23,100	24,800
Travel - Out of State	11,500	12,000	12,000
Other Operating Exp.	34,300	73,700	96,500
Equipment	<u>12,800</u>	<u>5,400</u>	<u>12,900</u>
All Other Operating Exp.	<u>90,200</u>	<u>163,700</u>	<u>195,700</u>
TOTAL APPROPRIATIONS	<u>388,100</u>	<u>535,200</u>	<u>562,600</u> ^{1/}
<u>Fund Summary</u>			
Fertilizer Materials Fund	96,200	151,500	161,200
Pesticide Fund	142,400	193,700	202,300
Commercial Feed Fund	<u>149,500</u>	<u>190,000</u>	<u>199,100</u>
TOTAL APPROPRIATIONS	<u>388,100</u>	<u>535,200</u>	<u>562,600</u>

The approved amount includes \$3,700 in Personal Services and \$400 in Employee Related Expenditures for salary increases, and a decrease of \$8,000 in Employee Related Expenditures for the decreased retirement contribution.

Other Operating Expenditures - The approved amount includes \$21,800 to pay rent when the State Chemist's office relocates to the Capitol Mall area.

^{1/} Represents General Appropriation Act funds. Appropriated as a lump sum for the program. The line items are shown for information only.

COMMISSION OF AGRICULTURE AND HORTICULTURE -
 FRUIT AND VEGETABLE STANDARDIZATION

A.R.S. 3-481

JLBC Analyst: Hernandez

Dr. Ivan J. Shields, Director (Tel. 542-4373)

CITRUS, FRUIT, AND VEGETABLE REVOLVING FUND	Fiscal 88 Actual	Fiscal 89 Estimate	Fiscal 90 Approved
FTE Positions	<u>19.5</u>	<u>20.0</u>	<u>20.0</u>
Personal Services	<u>360,200</u>	<u>402,000</u>	<u>407,000</u>
Employee Related Exp.	<u>81,600</u>	<u>96,600</u>	<u>103,800</u>
Prof. & Outside Services	6,800	13,700	13,700
Travel - State	88,300	121,100	134,200
Travel - Out of State	-0-	-0-	1,100
Other Operating Exp.	63,100	67,200	55,600
Equipment	<u>28,200</u>	<u>800</u>	<u>7,500</u>
All Other Operating Exp.	<u>186,400</u>	<u>202,800</u>	<u>212,100</u>
OPERATION SUB-TOTAL	628,200	701,400	722,900
Cooperative Agreement	<u>46,800</u>	<u>60,000</u>	<u>60,000</u>
TOTAL APPROPRIATIONS	<u>675,000</u>	<u>761,400</u>	<u>782,900</u> ^{1/}
<u>Fund Summary</u>			
Fruit & Veg. Standardization	584,900	667,900	774,700
Citrus Revolving	<u>90,100</u>	<u>93,500</u>	<u>8,200</u>
TOTAL APPROPRIATIONS	<u>675,000</u>	<u>761,400</u>	<u>782,900</u>

The approved amount includes \$5,000 in Personal Services and \$600 in Employee Related Expenditures for salary increases, and a decrease of \$10,800 in Employee Related Expenditures for the decreased retirement contribution.

ADDITIONAL LEGISLATION

Citrus, Fruit, and Vegetable Regulation - Chapter 66 (H.B. 2255) - This legislation combined the Citrus Fruit Revolving Fund and the Fruit and Vegetable Revolving Fund. The bill also established a Fruit and Vegetable Advisory Council and sets various fees for dealer licenses and produce assessments.

^{1/} Represents General Appropriation Act funds. Appropriated as a lump sum for the program. The line items are shown for information only.

JLBC Analyst: Flanders

William H. Rivoir, III, Superintendent (255-4421)

GENERAL FUND	Fiscal 88 Actual	Fiscal 89 Estimate	Fiscal 90 Approved
FTE Positions	<u>79.0</u>	<u>79.0</u>	<u>88.0</u>
Personal Services	<u>1,770,600</u>	<u>1,900,800</u>	<u>2,278,700</u>
Employee Related Exp.	<u>332,000</u>	<u>445,600</u>	<u>485,800</u>
Prof. & Outside Services	5,700	9,200	142,600
Travel - State	86,500	89,600	105,900
Travel - Out of State	21,200	18,900	25,700
Other Operating Exp.	208,700	245,200	272,700
Equipment	<u>1,000</u>	<u>-0-</u>	<u>17,000</u>
All Other Operating Exp.	<u>323,100</u>	<u>362,900</u>	<u>563,900</u>
OPERATION SUB-TOTAL	2,425,700	2,709,300	3,328,400
Receiverships	<u>247,400</u>	<u>307,900</u>	<u>499,200</u>
TOTAL APPROPRIATIONS	<u>2,673,100</u>	<u>3,017,200</u>	<u>3,827,600</u> ^{1/2/}

The approved amount includes \$28,100 in Personal Services and \$2,900 in Employee Related Expenditures for salary increases, and a decrease of \$60,500 in Employee Related Expenditures for the decreased retirement contribution.

Personal Services - The appropriation includes funding for 9 new FTE positions: 2 Senior Financial Institution Examiners, 2 Associate Financial Institution Examiners, 2 Assistant Financial Institution Examiners, 1 Fiscal Services Specialist IV, 1 Computer Operator III, and 1 Clerk Typist II. The appropriation also includes vacancy savings of \$73,200.

Professional and Outside Services - The approved amount includes \$133,000 for development costs associated with the agency's automation of its licensing, examination and consumer affairs files.

(Continued)

1/ The Department shall assess and set fees that will assure that funds deposited to the General Fund shall equal or exceed their expenditure from the General Fund.

2/ Represents General Appropriation Act funds. Appropriated as a modified lump sum for the agency. The line items within "All Other Operating Exp." are shown for information only.

BANKING DEPARTMENT
GENERAL FUND

Receiverships - The appropriation includes \$120,500 in additional funding for contracted legal services. It is expected that the number of receiverships requiring legal services will increase due to the enforcement activities of the newly approved examiners. The approved amount also includes \$2,100 in Personal Services and \$200 in Employee Related Expenditures for salary increases, and a decrease of \$4,600 in Employee Related Expenditures for the decreased retirement contribution.

JLBC Analyst: Flanders

Don Reville, Director (Tel. 255-4072)

GENERAL FUND	Fiscal 88 Actual	Fiscal 89 Estimate	Fiscal 90 Approved
FTE Positions	<u>68.0</u>	<u>70.0</u>	<u>73.0</u>
Personal Services	<u>1,595,200</u>	<u>1,671,200</u>	<u>1,814,200</u>
Employee Related Exp.	<u>321,200</u>	<u>382,800</u>	<u>403,900</u>
Prof. & Outside Services	7,300	4,000	4,200
Travel - State	155,500	170,100	222,800
Travel - Out of State	8,700	9,400	9,400
Other Operating Exp.	322,500	334,700	361,900
Equipment	<u>35,700</u>	<u>23,000</u>	<u>32,300</u>
All Other Operating Exp.	<u>529,700</u>	<u>541,200</u>	<u>630,600</u>
OPERATION SUB-TOTAL	2,446,100	2,595,200	2,848,700
Fire Training School	<u>18,000</u>	<u>24,000</u>	<u>24,000</u>
TOTAL APPROPRIATIONS	<u>2,464,100</u>	<u>2,619,200</u>	<u>2,872,700</u> ^{1/}

The approved amount includes \$22,400 in Personal Services and \$2,500 in Employee Related Expenditures for salary increases, and a decrease of \$48,200 in Employee Related Expenditures for the decreased retirement contribution.

Personal Services - The appropriation includes funding for 2 new Deputy Fire Marshal I FTE positions and 1 new Building Plans Technician III FTE position. The appropriation also includes vacancy savings of \$41,000.

Equipment - The approved amount includes funding for vehicles for the 2 new Deputy Fire Marshals.

ADDITIONAL LEGISLATION

Fire Safety; Hearing Procedures - Chapter 105 (H.B. 2237) - This legislation authorizes the State Fire Safety Committee to adopt rules and a schedule of fees for services provided by the Office of the State Fire Marshal.

^{1/} Represents General Appropriation Act funds. Appropriated as a modified lump sum for the agency. The line items within "All Other Operating Exp." are shown for information only.

JLBC Analyst: Flanders

Bob Barth, Acting Registrar (Tel. 542-1525)

GENERAL FUND	Fiscal 88 Actual	Fiscal 89 Estimate	Fiscal 90 Approved
FTE Positions	<u>99.0</u>	<u>107.6</u>	<u>108.6</u>
Personal Services	<u>1,913,000</u>	<u>2,204,600</u>	<u>2,334,600</u>
Employee Related Exp.	<u>403,200</u>	<u>545,700</u>	<u>532,000</u>
Prof. & Outside Services	70,500	100,900	70,700
Travel - State	121,400	215,100	279,900
Travel - Out of State	1,600	1,800	1,800
Other Operating Exp.	458,300	677,500	661,400
Equipment	<u>233,600</u>	<u>234,500</u>	<u>140,100</u>
All Other Operating Exp.	<u>885,400</u>	<u>1,229,800</u>	<u>1,153,900</u>
TOTAL APPROPRIATIONS	<u>3,201,600</u>	<u>3,980,100</u>	<u>4,020,500</u> ^{1/}

The approved amount includes \$28,800 in Personal Services and \$3,200 in Employee Related Expenditures for salary increases, and a decrease of \$62,000 in Employee Related Expenditures for the decreased retirement contribution.

Personal Services - The appropriation includes funding for a new Programmer Analyst II FTE position. In addition, the appropriation includes vacancy savings of \$65,100.

Professional and Outside Services - The approved amount includes \$25,500 for application development software and training, \$6,500 for automation equipment installation, software upgrades, and training, and \$1,800 to install a fire suppression system.

Other Operating Expenditures - The approved amount includes a decrease of \$49,300 in funding for rent to reflect one-time FY 1989 charges associated with the move to the Industrial Commission building.

Equipment - The approved amount includes replacement equipment funding of \$42,100 for an offset press and collator, \$14,400 for 17 multipurpose computer terminals, and \$18,800 for a disk storage drive. In addition, \$53,500 is provided for automation and application development equipment, and \$11,300 for fire protection equipment.

^{1/} Represents General Appropriation Act funds. Appropriated as a modified lump sum for the agency. The line items within "All Other Operating Exp." are shown for information only.

JLBC Analyst: Bellgardt

The Honorable Renz D. Jennings, Chairman (Tel. 255-3935)

GENERAL FUND AND OTHER APPROPRIATED FUNDS	Fiscal 88 Actual	Fiscal 89 Estimate	Fiscal 90 Approved
<u>Program Summary</u>			
Administration/Hearing Corporations	2,028,700	1,801,100	1,827,400
Securities	949,300	1,019,800	1,058,800
Railroad Safety	1,332,900	1,455,700	1,566,500
Utilities	384,000	530,100	531,900
Legal	3,536,300	4,412,000	4,396,600
	817,900	904,000	852,300
TOTAL APPROPRIATIONS	9,049,100	10,122,700	10,233,500
<u>Expenditure Detail</u>			
FTE Positions	219.0	217.0	222.0
Personal Services	5,622,600	5,953,900	6,148,100
Employee Related Exp.	1,052,200	1,324,600	1,193,100
Prof. & Outside Services	462,500	465,900	410,200
Travel - State	147,200	266,000	276,000
Travel - Out of State	87,600	95,200	99,200
Other Operating Exp.	1,307,500	1,249,200	1,333,900
Equipment	171,500	42,900	23,000
All Other Operating Exp.	2,176,300	2,119,200	2,142,300
OPERATION SUB-TOTAL	8,851,100	9,397,700	9,483,500
Special Line Items	198,000	725,000	725,000
TOTAL	9,049,100	10,122,700	10,208,500
Additional Appropriations - 39th Leg., 1st Reg. Session			
Annual Reports Filing Fees, Ch. 305	--	--	25,000
TOTAL APPROPRIATIONS	9,049,100	10,122,700	10,233,500
<u>Fund Summary</u>			
General Fund	4,694,900	4,806,700	4,959,600
Utility Regulation Revolving Fund	4,354,200	5,285,200	5,248,900
Pipeline Safety Revolving Fund	-0-	30,800	-0-
Arizona Arts Trust Fund	-0-	-0-	25,000
TOTAL APPROPRIATIONS	9,049,100	10,122,700	10,233,500

CORPORATION COMMISSION - CORPORATIONS (Cont'd)
GENERAL FUND AND OTHER APPROPRIATED FUND

ADDITIONAL APPROPRIATIONS

Annual Reports Filing Fees - Chapter 305 (H.B. 2267) - Increases the fee for the filing of annual reports from \$30 to \$45, and requires that one-third of the fee be deposited in the Arizona Arts Trust Fund to advance and foster the Arts in Arizona. From monies deposited in the Arizona Arts Trust Fund, the sum of \$25,000 is appropriated to the Corporation Commission for the purpose of implementing this act.

JLBC Analyst: Bellgardt

The Honorable Renz D. Jennings, Chairman (Tel. 255-3935)

GENERAL FUND	Fiscal 88 Actual	Fiscal 89 Estimate	Fiscal 90 Approved
FTE Positions	<u>39.0</u>	<u>39.0</u>	<u>41.0</u>
Personal Services	<u>1,042,900</u>	<u>1,094,500</u>	<u>1,192,400</u>
Employee Related Exp.	<u>187,500</u>	<u>222,800</u>	<u>214,600</u>
Prof. & Outside Services	20,900	26,000	27,000
Travel - State	4,500	5,400	7,100
Travel - Out of State	300	2,000	2,000
Other Operating Exp.	76,500	80,000	84,800
Equipment	300	-0-	13,600
All Other Operating Exp.	<u>102,500</u>	<u>113,400</u>	<u>134,500</u>
OPERATION SUB-TOTAL	1,332,900	1,430,700	1,541,500
Expert Testimony	<u>-0-</u>	<u>25,000</u>	<u>25,000</u>
TOTAL APPROPRIATIONS	<u>1,332,900</u>	<u>1,455,700</u>	<u>1,566,500</u> ^{1/}

The approved amount includes \$14,700 in Personal Services and \$1,600 in Employee Related Expenditures for salary increases, and a decrease of \$31,700 in Employee Related Expenditures for the decreased retirement contribution.

Personal Services - The approved amount includes funding for 2 new FTE positions to keep pace with the growth of activity in both the Registration Section and the Enforcement Section. In addition, the approved amount includes a 4% vacancy factor.

Equipment - The approved amount includes funding to implement a data management system.

ADDITIONAL LEGISLATION

Securities Registration - Chapter 174 (H.B. 2277) - Requires that the registration of certain securities be made by qualification within 20 business days after the filing of the documents, if specified requirements are met.

^{1/} Represents General Appropriation Act funds. Appropriated as a modified lump sum for the program. The line items within "All Other Operating Exp." are shown for information only.

JLBC Analyst: Bellgardt

The Honorable Renz D. Jennings, Chairman (Tel. 255-3935)

GENERAL FUND	Fiscal 88 Actual	Fiscal 89 Estimate	Fiscal 90 Approved
FTE Positions	<u>9.0</u>	<u>8.0</u>	<u>8.0</u>
Personal Services	<u>223,400</u>	<u>212,900</u>	<u>215,700</u>
Employee Related Exp.	<u>48,600</u>	<u>53,900</u>	<u>49,900</u>
Travel - State	37,500	34,100	40,500
Travel - Out of State	2,700	3,800	3,800
Other Operating Exp.	13,900	21,200	22,000
Equipment	<u>5,500</u>	<u>4,200</u>	<u>-0-</u>
All Other Operating Exp.	<u>59,600</u>	<u>63,300</u>	<u>66,300</u>
OPERATION SUB-TOTAL	331,600	330,100	331,900
Railroad Warning Systems	<u>52,400</u>	<u>200,000</u>	<u>200,000</u> ^{1/}
TOTAL APPROPRIATIONS	<u>384,000</u>	<u>530,100</u>	<u>531,900</u> ^{2/}

The approved amount includes \$2,700 in Personal Services and \$300 in Employee Related Expenditures for salary increases, and a decrease of \$5,700 in Employee Related Expenditures for the decreased retirement contribution.

^{1/} This appropriation is exempt from A.R.S. § 35-190, relating to lapsing of appropriations.

^{2/} Represents General Appropriation Act funds. Appropriated as a lump sum for the program, with special line items. The line items within the "Operation Sub-Total" are shown for information only.

JLBC Analyst: Bellgardt

The Honorable Renz D. Jennings, Chairman (Tel. 255-3935)

UTILITY REGULATION REVOLVING FUND AND OTHER APPROPRIATED FUND	Fiscal 88 Actual	Fiscal 89 Estimate	Fiscal 90 Approved
FTE Positions	<u>80.0</u>	<u>81.0</u>	<u>84.0</u>
Personal Services	<u>2,177,000</u>	<u>2,396,900</u>	<u>2,469,700</u>
Employee Related Exp.	<u>410,500</u>	<u>560,500</u>	<u>475,100</u>
Prof. & Outside Services	50,700	94,300	94,300
Travel - State	95,400	207,000	215,300
Travel - Out of State	40,700	58,400	58,400
Other Operating Exp.	536,800	564,100	583,800
Equipment	<u>79,600</u>	<u>30,800</u>	<u>-0-</u>
All Other Operating Exp.	<u>803,200</u>	<u>954,600</u>	<u>951,800</u>
OPERATION SUB-TOTAL	3,390,700	3,912,000	3,896,600
Audits and Rate Hearings	<u>145,600</u>	<u>500,000</u>	<u>500,000</u>
TOTAL APPROPRIATIONS	<u>3,536,300</u>	<u>4,412,000</u>	<u>4,396,600</u>
<u>Fund Summary</u>			
Utility Regulation Revolving Fund	3,536,300	4,381,200	4,396,600
Pipeline Safety Revolving Fund	<u>-0-</u>	<u>30,800</u>	<u>-0-</u>
TOTAL APPROPRIATIONS	<u>3,536,300</u>	<u>4,412,000</u>	<u>4,396,600</u> ^{1/2/}

The approved amount includes \$30,500 in Personal Services and \$3,300 in Employee Related Expenditures for salary increases, and a decrease of \$65,600 in Employee Related Expenditures for the decreased retirement contribution.

Personal Services - The approved amount includes full funding for 3 new FTE positions to provide telecommunications accounting expertise. In addition, the approved amount includes a 4.5% vacancy factor.

All Other Operating Expenditures - The approved amount includes current service level funding for the operation of the Utilities Division.

(Continued)

1/ Three FTE positions which are authorized and which include 1 Senior Rate Analyst and 2 Rate Analysts are provided to establish a telecommunications accounting staff.

2/ Represents General Appropriation Act funds. Appropriated as a lump sum for the program, with special line items. The line items within the "Operation Sub-Total" are shown for information only.

JLBC Analyst: Burgess

Larry Etchechury, Director (Tel. 542-4411)

SPECIAL FUND	Fiscal 88 Actual	Fiscal 89 Estimate	Fiscal 90 Approved
FTE Positions	<u>13.0</u>	<u>14.0</u>	<u>14.0</u>
Personal Services	<u>243,700</u>	<u>281,400</u>	<u>280,600</u>
Employee Related Exp.	<u>49,700</u>	<u>70,500</u>	<u>64,800</u>
Prof. & Outside Services	11,400	19,100	16,700
Travel - State	4,100	3,900	4,700
Other Operating Exp.	43,200	43,800	52,100
Equipment	<u>200</u>	<u>8,600</u>	<u>1,600</u>
All Other Operating Exp.	<u>58,900</u>	<u>75,400</u>	<u>75,100</u>
TOTAL APPROPRIATIONS	<u>352,300</u>	<u>427,300</u>	<u>420,500</u> ^{1/}

The approved amount includes \$3,500 in Personal Services and \$400 in Employee Related Expenditures for salary increases, and a decrease of \$7,500 in Employee Related Expenditures for the decreased retirement contribution.

Personal Services - The approved amount includes funding for reclassification of FTE positions.

All Other Operating - The approved amount includes \$5,200 for additional space and a 4% general inflation increase.

^{1/} Represents General Appropriation Act funds. Appropriated as a modified lump sum for the program. The line items within "All Other Operating Exp." are shown for information only.

JLBC Analyst: Burgess

Larry Etchechury, Director (Tel. 542-4411)

SPECIAL FUND	Fiscal 88 Actual	Fiscal 89 Estimate	Fiscal 90 Approved
FTE Positions	<u>36.0</u>	<u>36.0</u>	<u>36.0</u>
Personal Services	<u>869,200</u>	<u>932,400</u>	<u>934,600</u>
Employee Related Exp.	<u>198,200</u>	<u>226,300</u>	<u>209,900</u>
Prof. & Outside Services	1,000	61,400	52,200
Travel - State	43,700	86,500	96,100
Travel - Out of State	600	700	700
Other Operating Exp.	276,400	203,000	220,000
Equipment	<u>32,300</u>	<u>21,000</u>	<u>2,000</u>
All Other Operating Exp.	<u>354,000</u>	<u>372,600</u>	<u>371,000</u>
TOTAL APPROPRIATIONS	<u>1,421,400</u>	<u>1,531,300</u>	<u>1,515,500</u> ^{1/}

The approved amount includes \$11,500 in Personal Services and \$1,400 in Employee Related Expenditures for salary increases, and a decrease of \$24,800 in Employee Related Expenditures for the decreased retirement contribution.

Personal Services - The approved amount incorporates a 1% vacancy factor.

All Other Operating - The approved amount includes funding for rate adjustments as well as a 4% general inflation increase.

^{1/} Represents General Appropriation Act funds. Appropriated as a modified lump sum for the program. The line items within "All Other Operating Exp." are shown for information only.

JLBC Analyst: Burgess

Larry Etchechury, Director (Tel. 542-4411)

SPECIAL FUND	Fiscal 88 Actual	Fiscal 89 Estimate	Fiscal 90 Approved
FTE Positions	<u>9.0</u>	<u>14.0</u>	<u>14.0</u>
Personal Services	<u>236,300</u>	<u>371,400</u>	<u>376,000</u>
Employee Related Exp.	<u>41,400</u>	<u>80,500</u>	<u>87,600</u>
Prof. & Outside Services	22,100	31,300	35,100
Travel - State	7,300	7,000	8,800
Travel - Out-of-State	900	500	500
Other Operating Exp.	35,200	40,300	76,800
Food	1,900	-0-	-0-
Equipment	-0-	18,000	9,800
All Other Operating Exp.	<u>67,400</u>	<u>97,100</u>	<u>131,000</u>
TOTAL APPROPRIATIONS	<u>345,100</u>	<u>549,000</u>	<u>594,600</u> ^{1/}

The approved amount includes \$4,600 in Personal Services and \$600 in Employee Related Expenditures for salary increases, and a decrease of \$10,000 in Employee Related Expenditures for the decreased retirement contribution.

Personal Services - The approved amount includes funding for reclassification of FTE positions.

All Other Operating - The approved amount includes \$35,700 for additional space and \$9,800 for a copier, as well as \$2,600 for increased legal costs and \$1,500 for In-State Travel. Also included are rate adjustments and a 4% general inflation increase.

^{1/} Represents General Appropriation Act funds. Appropriated as a modified lump sum for the program. The line items within "All Other Operating Exp." are shown for information only.

JLBC Analyst: Flanders

Susan Gallinger, Director (Tel. 255-5400)

GENERAL FUND	Fiscal 88 Actual	Fiscal 89 Estimate	Fiscal 90 Approved
FTE Positions	<u>61.0</u>	<u>69.0</u>	<u>78.0</u>
Personal Services	<u>1,380,600</u>	<u>1,517,300</u>	<u>1,752,100</u>
Employee Related Exp.	<u>259,900</u>	<u>329,000</u>	<u>354,700</u>
Prof. & Outside Services	23,700	19,300	23,200
Travel - State	6,400	10,200	11,100
Travel - Out of State	10,500	8,000	16,200
Other Operating Exp.	402,400	439,700	533,400
Equipment	<u>23,400</u>	<u>24,800</u>	<u>26,900</u>
All Other Operating Exp.	<u>466,400</u>	<u>502,000</u>	<u>610,800</u>
OPERATION SUB-TOTAL	2,106,900	2,348,300	2,717,600
Office Relocation	<u>-0-</u>	<u>69,400</u>	<u>-0-</u>
TOTAL APPROPRIATIONS	<u>2,106,900</u>	<u>2,417,700</u>	<u>2,717,600</u> ^{1/}

The approved amount includes \$21,600 in Personal Services and \$2,300 in Employee Related Expenditures for salary increases, and a decrease of \$46,600 in Employee Related Expenditures for the decreased retirement contribution.

Personal Services - The appropriation includes funding for 9 new FTE positions: 3 Investigator II's, 1 Insurance Analyst II, 1 Insurance Analyst I, 1 Examiner Technician II, 1 Clerk Typist III, 1 Accounting Clerk III, and 1 Stores Clerk I. The appropriation also includes \$23,100 in vacancy savings.

Other Operating Expenditures - The approved amount includes \$18,300 for long distance telephone line costs associated with the automation of the department. The lines provide direct links to computers at the National Association of Insurance Commissioners headquarters in Oklahoma.

^{1/} Represents General Appropriation Act funds. Appropriated as a modified lump sum for the agency. The line items within "All Other Operating Exp." are shown for information only.

JLBC Analyst: Burgess

Hugh Ennis, Superintendent (Tel. 542-5141)

GENERAL FUND	Fiscal 88 Actual	Fiscal 89 Estimate	Fiscal 90 Approved
FTE Positions	<u>60.5</u>	<u>59.0</u>	<u>59.0</u>
Personal Services	<u>1,179,500</u>	<u>1,266,500</u>	<u>1,282,400</u>
Employee Related Exp.	<u>249,200</u>	<u>302,800</u>	<u>293,600</u>
Prof. & Outside Services	82,800	53,400	75,000
Travel - State	92,300	105,800	90,000
Travel - Out of State	1,700	7,000	2,000
Other Operating Exp.	397,000	374,000	330,000
Equipment	<u>20,000</u>	<u>21,700</u>	<u>10,600</u>
All Other Operating Exp.	<u>593,800</u>	<u>561,900</u>	<u>507,600</u>
TOTAL APPROPRIATIONS	<u>2,022,500</u>	<u>2,131,200</u>	<u>2,083,600</u> ^{1/}

The approved amount includes \$15,800 in Personal Services and \$1,700 in Employee Related Expenditures for salary increases, and a decrease of \$33,900 in Employee Related Expenditures for the decreased retirement contribution.

Personal Services - The approved amount includes funding for reclassification of FTE positions and incorporates a 1.0% vacancy factor for a savings of \$12,100.

All Other Operating - The approved amount includes \$31,000 for legal hearing costs as well as a \$29,200 travel rate adjustment and a 4% general inflation increase.

ADDITIONAL LEGISLATION

Liquor Laws - Chapter 234 (S.B. 1144) - This legislation incorporates various amendments to Arizona's liquor laws, A.R.S. §§ 4-203 through 4-250. Among the amendments are 2 that have potential fiscal impacts upon the Department of Liquor Licenses and Control.

A.R.S. § 4-213 authorizes the superintendent to require that restaurants submit to audits to demonstrate compliance with § 4-205.02. The new legislation adds that auditors will be selected by the superintendent pursuant to public bidding and that audit costs shall be paid by licensees if the audits demonstrate non-compliance for 9 of the previous 12 months.

(Continued)

^{1/} Represents General Appropriation Act funds. Appropriated as a lump sum for the agency. The line items are shown for information only.

DEPARTMENT OF LIQUOR LICENSES AND CONTROL (Cont'd)
GENERAL FUND

In addition, this legislation requires the superintendent to conduct 2 studies: (1) a review of policies relating to fast-food and other non-traditional establishment liquor licenses and (2) development of a policy for limiting the issuance of certain types of licenses, specifically those for beer and wine stores.

JLBC Analyst: Hernandez

Earl Kelly, Director (Tel. 542-4196)

GENERAL FUND	Fiscal 88 Actual	Fiscal 89 Estimate	Fiscal 90 Approved
<u>Program Summary</u>			
Administrative Services	619,600	596,200	595,900
Animal Disease Control	127,700	131,300	155,600
Livestock Inspection	1,962,800	2,095,500	2,234,200
Meat and Poultry Inspection	787,800	893,400	856,500
TOTAL APPROPRIATIONS	<u>3,497,900</u>	<u>3,716,400</u>	<u>3,842,200</u>
<u>Expenditure Detail</u>			
FTE Positions	<u>108.2</u>	<u>108.2</u>	<u>108.2</u>
Personal Services	<u>2,299,200</u>	<u>2,415,000</u>	<u>2,449,300</u>
Employee Related Exp.	<u>513,900</u>	<u>635,800</u>	<u>564,800</u>
Prof. & Outside Services	55,400	49,000	43,200
Travel - State	268,800	266,600	364,100
Travel - Out of State	3,500	6,000	5,600
Other Operating Exp.	237,800	247,700	197,300
Equipment	44,300	21,300	142,900
All Other Operating Exp.	<u>609,800</u>	<u>590,600</u>	<u>753,100</u>
OPERATION SUB-TOTAL	3,422,900	3,641,400	3,767,200
Predator Control	<u>75,000</u>	<u>75,000</u>	<u>75,000</u>
TOTAL APPROPRIATIONS	<u>3,497,900</u>	<u>3,716,400</u>	<u>3,842,200</u>

ADDITIONAL LEGISLATION

Department of Agriculture - Chapter 162 (H.B. 2090) - This legislation combines the Arizona Commission of Agriculture and Horticulture, the Arizona Livestock Board, the Office of the Dairy Commissioner, and the Egg Inspection Board into a single agency: the Arizona Department of Agriculture. The Governor will appoint the initial director by July 1, 1990 and the existing agencies will be combined effective January 1, 1991.

JLBC Analyst: Hernandez

Earl Kelly, Director (Tel. 542-4196)

GENERAL FUND	Fiscal 88 Actual	Fiscal 89 Estimate	Fiscal 90 Approved
FTE Positions	<u>17.5</u>	<u>17.5</u>	<u>17.5</u>
Personal Services	<u>339,100</u>	<u>348,600</u>	<u>352,900</u>
Employee Related Exp.	<u>66,200</u>	<u>84,700</u>	<u>77,100</u>
Prof. & Outside Services	53,100	36,000	37,100
Travel - State	3,500	5,600	5,700
Travel - Out of State	1,000	1,800	1,500
Other Operating Exp.	81,300	44,500	43,000
Equipment	400	-0-	3,600
All Other Operating Exp.	<u>139,300</u>	<u>87,900</u>	<u>90,900</u>
OPERATION SUB-TOTAL	544,600	521,200	520,900
Predator Control	<u>75,000</u>	<u>75,000</u>	<u>75,000</u>
TOTAL APPROPRIATIONS	<u>619,600</u>	<u>596,200</u>	<u>595,900</u> ^{1/}

The approved amount includes \$4,300 in Personal Services and \$500 in Employee Related Expenditures for salary increases, and a decrease of \$9,400 in Employee Related Expenditures for the decreased retirement contribution.

^{1/} Represents General Appropriation Act funds. Appropriated as a lump sum for the program. The line items are shown for information only.

JLBC Analyst: Hernandez

Earl Kelly, Director (Tel. 542-4196)

GENERAL FUND	Fiscal 88 Actual	Fiscal 89 Estimate	Fiscal 90 Approved
FTE Positions	<u>4.0</u>	<u>4.0</u>	<u>4.0</u>
Personal Services	<u>79,600</u>	<u>82,700</u>	<u>99,700</u>
Employee Related Exp.	<u>17,000</u>	<u>20,200</u>	<u>24,300</u>
Travel - State	10,000	13,500	17,000
Travel - Out of State	600	1,200	1,200
Other Operating Exp.	20,400	13,700	13,400
Equipment	<u>100</u>	<u>-0-</u>	<u>-0-</u>
All Other Operating Exp.	<u>31,100</u>	<u>28,400</u>	<u>31,600</u>
TOTAL APPROPRIATIONS	<u>127,700</u>	<u>131,300</u>	<u>155,600</u> ^{1/}

The approved amount includes \$1,200 in Personal Services and \$200 in Employee Related Expenditures for salary increases, and a decrease of \$2,600 in Employee Related Expenditures for the decreased retirement contribution.

Personal Services - The appropriation includes a reduction equivalent to one-half of a vacant Veterinarian II position.

^{1/} Represents General Appropriation Act funds. Appropriated as a lump sum for the program. The line items are shown for information only.

JLBC Analyst: Hernandez

Earl Kelly, Director (Tel. 542-4196)

GENERAL FUND	Fiscal 88 Actual	Fiscal 89 Estimate	Fiscal 90 Approved
FTE Positions	<u>61.0</u>	<u>61.0</u>	<u>61.0</u>
Personal Services	<u>1,310,400</u>	<u>1,362,200</u>	<u>1,380,100</u>
Employee Related Exp.	<u>312,200</u>	<u>370,800</u>	<u>335,800</u>
Prof. & Outside Services	600	-0-	-0-
Travel - State	189,900	186,500	269,000
Travel - Out of State	1,400	1,800	1,700
Other Operating Exp.	104,500	152,900	108,300
Equipment	<u>43,800</u>	<u>21,300</u>	<u>139,300</u>
All Other Operating Exp.	<u>340,200</u>	<u>362,500</u>	<u>518,300</u>
TOTAL APPROPRIATIONS	<u>1,962,800</u>	<u>2,095,500</u>	<u>2,234,200</u> ^{1/}

The approved amount includes \$16,700 in Personal Services and \$2,200 in Employee Related Expenditures for salary increases, and a decrease of \$36,700 in Employee Related Expenditures for the decreased retirement contribution.

Personal Services - The approved amount includes a vacancy factor of 6%.

Equipment - The appropriation includes funding for 13 replacement vehicles.

^{1/} Represents General Appropriation Act funds. Appropriated as a lump sum for the program. The line items are shown for information only.

JLBC Analyst: Hernandez

Earl Kelly, Director (Tel. 542-4196)

GENERAL FUND	Fiscal 88 Actual	Fiscal 89 Estimate	Fiscal 90 Approved
FTE Positions	<u>25.7</u>	<u>25.7</u>	<u>25.7</u>
Personal Services	<u>570,100</u>	<u>621,500</u>	<u>616,600</u>
Employee Related Exp.	<u>118,500</u>	<u>160,100</u>	<u>127,600</u>
Prof. & Outside Services	1,700	13,000	6,100
Travel - State	65,400	61,000	72,400
Travel - Out of State	500	1,200	1,200
Other Operating Exp.	<u>31,600</u>	<u>36,600</u>	<u>32,600</u>
All Other Operating Exp.	<u>99,200</u>	<u>111,800</u>	<u>112,300</u>
TOTAL APPROPRIATIONS	<u>787,800</u>	<u>893,400</u>	<u>856,500</u> ^{1/2/}

The approved amount includes \$7,500 in Personal Services and \$900 in Employee Related Expenditures for salary increases, and a decrease of \$16,400 in Employee Related Expenditures for the decreased retirement contribution.

This program operates under a 50% cost-sharing agreement with the United States Department of Agriculture (USDA). Federal funds will be deposited in the General Fund, and will reimburse the state for 50% of the "Total Appropriations" line.

A proposal to shut down the state-sponsored meat and poultry inspection program and turn this responsibility over to the USDA engendered considerable legislative discussion. Concern about the impact which stricter federal building regulations would have on the industry led to a footnote in the General Appropriation Act (see Footnote #2, below). The approved amount includes a \$25,000 reduction in overall funding for this program.

Personal Services - The approved amount includes a 2% vacancy factor.

1/ Represents General Appropriation Act funds. Appropriated as a lump sum for the program. The line items are shown for information only.

2/ It is the intent of the Legislature to discontinue the state Meat and Poultry Inspection program after 3 years, and to provide assistance to small meat and poultry processors so they can meet federal building regulations.

JLBC Analyst: Burgess

Honorable Douglas K. Martin, State Mine Inspector (Tel. 542-5971)

GENERAL FUND	Fiscal 88 Actual	Fiscal 89 Estimate	Fiscal 90 Approved
FTE Positions	<u>16.0</u>	<u>16.0</u>	<u>12.0</u>
Personal Services	<u>428,500</u>	<u>442,100</u>	<u>353,900</u>
Employee Related Exp.	<u>85,400</u>	<u>102,600</u>	<u>76,300</u>
Travel - State	63,100	61,700	58,400
Travel - Out of State	2,200	1,800	1,400
Other Operating Exp.	105,000	94,600	77,300
Equipment	<u>27,500</u>	<u>2,200</u>	<u>13,600</u>
All Other Operating Exp.	<u>197,800</u>	<u>160,300</u>	<u>150,700</u> ^{1/}
OPERATION SUB-TOTAL	711,700	705,000	580,900
Mine Safety Program	<u>38,800</u>	<u>38,800</u>	<u>-0-</u>
TOTAL APPROPRIATIONS	<u>750,500</u>	<u>743,800</u>	<u>580,900</u> ^{2/}

The approved amount includes \$3,900 in Personal Services and \$400 in Employee Related Expenditures for salary increases, and a decrease of \$9,400 in Employee Related Expenditures for the decreased retirement contribution.

Personal Services - The approved amount reflects the deletion of 4.0 FTE positions for a savings of \$91,100.

All Other Operating - The approved amount reflects a reduction of \$48,400.

^{1/} Represents General Fund Appropriation Act funds. Appropriated as a lump sum for the agency. The line items are shown for information only.

^{2/} Included in this appropriation is funding for the Mine Safety Program.

JLBC Analyst: Burgess

Jack Duncan, Chairman (Tel. 864-0893)

GENERAL FUND	Fiscal 88 Actual	Fiscal 89 Estimate	Fiscal 90 Approved
Personal Services	200	1,500	-0-
Employee Related Exp.	-0-	100	-0-
Prof. & Outside Services	400	1,300	-0-
Travel - State	-0-	300	-0-
Other Operating Exp.	-0-	100	-0-
All Other Operating Exp.	400	1,700	-0-
TOTAL APPROPRIATIONS	600	3,300	-0- ^{1/2/}

1/ The appropriation is exempt from A.R.S. § 35-190 relating to lapsing appropriations. It is the intent of the Legislature that the Board use non-reverting balances from prior year appropriations to pay its FY 1990 expenditures.

2/ Represents General Appropriation Act funds.

JLBC Analyst: Hernandez

William Linton, Director (Tel. 542-5151)

GENERAL FUND AND COUNTY FAIR RACING FUND	Fiscal 88 Actual	Fiscal 89 Estimate	Fiscal 90 Approved
<u>Program Summary</u>			
Commercial Racing	1,802,800	2,090,500	2,413,000
County Fair Racing	263,500	302,000	321,400
Arizona Racing Industry	<u>13,700</u>	<u>15,000</u>	<u>23,600</u>
TOTAL APPROPRIATIONS	<u>2,080,000</u>	<u>2,407,500</u>	<u>2,758,000</u>
FTE Positions	<u>68.7</u>	<u>54.9</u>	<u>59.7</u>
Personal Services	<u>1,158,000</u>	<u>1,333,400</u>	<u>1,474,100</u>
Employee Related Exp.	<u>211,700</u>	<u>277,900</u>	<u>324,700</u>
Prof. & Outside Services	424,100	441,200	558,800
Travel - State	110,000	131,900	146,300
Travel - Out of State	5,800	7,900	9,000
Other Operating Exp.	149,100	213,800	243,600
Equipment	<u>21,300</u>	<u>1,400</u>	<u>1,500</u>
All Other Operating Exp.	<u>710,300</u>	<u>796,200</u>	<u>959,200</u>
TOTAL APPROPRIATIONS	<u>2,080,000</u>	<u>2,407,500</u>	<u>2,758,000</u>
<u>Fund Summary</u>			
General Fund	1,816,500	2,105,500	2,436,600
County Fair Racing Fund	<u>263,500</u>	<u>302,000</u>	<u>321,400</u>
TOTAL APPROPRIATIONS	<u>2,080,000</u>	<u>2,407,500</u>	<u>2,758,000</u>

JLBC Analyst: Hernandez

William Linton, Director (Tel. 542-5151)

GENERAL FUND	Fiscal 88 Actual	Fiscal 89 Estimate	Fiscal 90 Approved
FTE Positions	<u>61.8</u>	<u>48.0</u>	<u>52.8</u>
Personal Services	<u>1,017,200</u>	<u>1,175,600</u>	<u>1,314,300</u>
Employee Related Exp.	<u>191,500</u>	<u>242,200</u>	<u>286,000</u>
Prof. & Outside Services	396,900	420,200	534,500
Travel - State	42,000	49,400	53,700
Travel - Out of State	3,500	4,400	4,600
Other Operating Exp.	134,100	197,300	218,400
Equipment	<u>17,600</u>	<u>1,400</u>	<u>1,500</u>
All Other Operating Exp.	<u>594,100</u>	<u>672,700</u>	<u>812,700</u>
TOTAL APPROPRIATIONS	<u>1,802,800</u>	<u>2,090,500</u>	<u>2,413,000</u> ^{1/}

The approved amount includes \$16,200 in Personal Services and \$1,800 in Employee Related Expenditures for salary increases, and a decrease of \$34,900 in Employee Related Expenditures for the decreased retirement contribution.

Personal Services - The approved amount includes funding for 4.8 FTE positions to regulate 105 additional race days at Rillito Downs in Tucson. The approved amount also includes a 2.5% vacancy factor.

Professional and Outside Services - The appropriation includes \$59,700 for drug testing associated with the additional race days at Rillito and an increase in the overall level of testing at commercial race tracks.

ADDITIONAL LEGISLATION

Reductions in the State Share of Parimutuel Revenue Tax - Chapter 243 (H.B. 2074) - This legislation scraps the two-tiered system of paying parimutuel taxes to the state which existed for horse and harness racing. If a racetrack had an average daily handle of less than \$200,000, the permittee used to pay 2% on the first \$200,000 of parimutuel revenue and 5% thereafter. At tracks where the average daily handle was more than \$200,000, the permittee paid 2% on the first \$1,000,000 of parimutuel revenue and 5% thereafter. Now, all permittees pay 2% on the first \$1,000,000 of revenue and 5% thereafter.

This legislation also provides a 5-year extension of the reduced parimutuel tax for permittees who are making approved capital improvements at horse tracks.

^{1/} Represents General Appropriation Act funds. Appropriated as a lump sum for the program. The line items are shown for information only.

JLBC Analyst: Hernandez

William Linton, Director (Tel. 542-5151)

GENERAL FUND	Fiscal 88 Actual	Fiscal 89 Estimate	Fiscal 90 Approved
FTE Positions	<u>6.9</u>	<u>6.9</u>	<u>6.9</u>
Personal Services	<u>140,800</u>	<u>157,800</u>	<u>159,800</u>
Employee Related Exp.	<u>20,200</u>	<u>35,700</u>	<u>38,700</u>
Prof. & Outside Services	25,400	18,100	21,300
Travel - State	67,000	80,600	85,100
Other Operating Exp.	6,400	9,800	16,500
Equipment	<u>3,700</u>	<u>-0-</u>	<u>-0-</u>
All Other Operating Exp.	<u>102,500</u>	<u>108,500</u>	<u>122,900</u>
TOTAL APPROPRIATIONS	<u>263,500</u>	<u>302,000</u>	<u>321,400</u> ^{1/}

The approved amount includes \$2,000 in Personal Services and \$300 in Employee Related Expenditures for salary increases, and a decrease of \$4,200 in Employee Related Expenditures for the decreased retirement contribution.

Professional and Outside Services - The approved amount includes \$2,800 to increase the overall level of drug testing.

Equipment - The appropriation includes \$1,200 to perform maintenance and purchase replacement parts for the trailer which serves as a mobile office and storage facility on the county fair circuit.

^{1/} Represents General Appropriation Act funds. Appropriated as a lump sum for the program. The line items are shown for information only.

JLBC Analyst: Hernandez

William Linton, Director (Tel. 542-5151)

GENERAL FUND	Fiscal 88 Actual	Fiscal 89 Estimate	Fiscal 90 Approved
Prof. & Outside Services	1,800	2,900	3,000
Travel - State	1,000	1,900	7,500
Travel - Out-of-State	2,300	3,500	4,400
Other Operating Exp.	<u>8,600</u>	<u>6,700</u>	<u>8,700</u>
All Other Operating Exp.	<u>13,700</u>	<u>15,000</u>	<u>23,600</u>
 TOTAL APPROPRIATIONS	 <u>13,700</u>	 <u>15,000</u>	 <u>23,600</u> ^{1/}

Funds are appropriated to the Arizona Racing Industry in support of the duties of the Arizona Racing Commission under the authority of A.R.S. § 5-104.

All Other Operating - The approved amount includes an increase of \$7,200 to allow the racing commissioners to attend the 1990 Association of Racing Commissioners International Conference and the annual University of Arizona Symposium on Racing.

^{1/} Represents General Appropriation Act funds. Appropriated as a lump sum for the program. The line items are shown for information only.

JLBC Analyst: Flanders

Charles F. Tedford, Director (Tel. 255-4845)

GENERAL FUND AND OTHER APPROPRIATED FUNDS	Fiscal 88 Actual	Fiscal 89 Estimate	Fiscal 90 Approved
<u>Program Summary</u>			
Rad. Evaluation/Compliance	1,408,400	1,597,900	1,594,100
Med. Radiologic Tech. Bd.	<u>76,600</u>	<u>99,000</u>	<u>89,700</u>
TOTAL APPROPRIATIONS	<u><u>1,485,000</u></u>	<u><u>1,696,900</u></u>	<u><u>1,683,800</u></u>
<u>Expenditure Detail</u>			
FTE Positions	<u>29.0</u>	<u>28.0</u>	<u>28.0</u>
Personal Services	<u>817,400</u>	<u>831,600</u>	<u>839,100</u>
Employee Related Exp.	<u>159,800</u>	<u>189,600</u>	<u>198,100</u>
Prof. & Outside Services	6,700	24,900	15,700
Travel - State	29,000	35,100	37,500
Travel - Out of State	3,900	7,800	8,200
Other Operating Exp.	189,200	202,000	206,600
Equipment	<u>46,800</u>	<u>98,100</u>	<u>58,500</u>
All Other Operating Exp.	<u>275,600</u>	<u>367,900</u>	<u>326,500</u>
OPERATION SUB-TOTAL	1,252,800	1,389,100	1,363,700 ^{1/}
Special Line Items ^{2/}	232,200	307,800	-0-
Additional Appropriation	<u>-0-</u>	<u>-0-</u>	<u>320,100</u>
TOTAL APPROPRIATIONS	<u><u>1,485,000</u></u>	<u><u>1,696,900</u></u>	<u><u>1,683,800</u></u>
<u>Fund Summary</u>			
General Fund	1,176,200	1,290,100	1,274,000
Low-Level Radioactive Waste Fund	15,300	-0-	-0-
Nuclear Emergency Mgt. Fund	216,900	307,800	320,100
Rad. Tech. Cert. Fund	<u>76,600</u>	<u>99,000</u>	<u>89,700</u>
TOTAL APPROPRIATIONS	<u><u>1,485,000</u></u>	<u><u>1,696,900</u></u>	<u><u>1,683,800</u></u>

^{1/} Represents General Appropriation Act funds. Appropriated in a lump sum by program format. The line items are shown for information only.

^{2/} Details for the Special Line Items and Additional Appropriation are included on the individual program pages.

RADIATION REGULATORY AGENCY -
RADIATION EVALUATION AND COMPLIANCE

A.R.S. 30-652

JLBC Analyst: Flanders

Charles F. Tedford, Director (Tel. 255-4845)

GENERAL FUND AND OTHER APPROPRIATED FUNDS	Fiscal 88 Actual	Fiscal 89 Estimate	Fiscal 90 Approved
FTE Positions	<u>27.0</u>	<u>26.0</u>	<u>26.0</u>
Personal Services	<u>764,700</u>	<u>777,000</u>	<u>787,400</u>
Employee Related Exp.	<u>148,200</u>	<u>175,600</u>	<u>183,500</u>
Prof. & Outside Services	5,700	21,200	12,000
Travel - State	27,000	32,500	34,700
Travel - Out of State	3,500	6,000	6,300
Other Operating Exp.	180,800	187,800	191,600
Equipment	<u>46,300</u>	<u>90,000</u>	<u>58,500</u>
All Other Operating Exp.	<u>263,300</u>	<u>337,500</u>	<u>303,100</u>
OPERATION SUB-TOTAL	1,176,200	1,290,100	1,274,000 ^{1/}
Nuclear Emergency Management	216,900	307,800	-0-
Low-Level Waste Site	<u>15,300</u>	<u>-0-</u>	<u>-0-</u>
TOTAL	1,408,400	1,597,900	1,274,000
Additional Appropriations - 39th Leg., 1st Reg. Session			
Nuclear Emer. Mgt., Ch. 136	<u>--</u>	<u>--</u>	<u>320,100</u>
TOTAL APPROPRIATIONS	<u>1,408,400</u>	<u>1,597,900</u>	<u>1,594,100</u>

The approved amount includes \$9,700 in Personal Services and \$1,100 in Employee Related Expenditures for salary increases, and a decrease of \$20,900 in Employee Related Expenditures for the decreased retirement contribution.

Personal Services - The approved amount includes vacancy savings of \$29,500.

Professional and Outside Services - The approved amount reflects a base reduction of \$10,000 in funding for administrative hearings.

(Continued)

^{1/} Represents General Appropriation Act funds. Appropriated as a lump sum for the program. The line items are shown for information only.

RADIATION REGULATORY AGENCY -
RADIATION EVALUATION AND COMPLIANCE (Cont'd)
GENERAL FUND AND OTHER APPROPRIATED FUNDS

ADDITIONAL APPROPRIATIONS

Nuclear Emergency Appropriation and Assessment - Chapter 136 (H.B. 2024)-
Appropriates \$635,100 from the General Fund to the Nuclear Emergency Management
Fund of which \$320,100 is allocated for use by the Radiation Regulatory Agency
as follows: Personal Services - \$103,800; Employee Related Expenditures-
\$32,100; Other Operating Expenditures - \$113,500; and Equipment - \$70,700.

JLBC Analyst: Flanders

Charles F. Tedford, Director (Tel. 255-4845)

RADIOLOGIC TECHNOLOGIST CERTIFICATION FUND	Fiscal 88 Actual	Fiscal 89 Estimate	Fiscal 90 Approved
FTE Positions	<u>2.0</u>	<u>2.0</u>	<u>2.0</u>
Personal Services	<u>52,700</u>	<u>54,600</u>	<u>51,700</u>
Employee Related Exp.	<u>11,600</u>	<u>14,000</u>	<u>14,600</u>
Prof. & Outside Services	1,000	3,700	3,700
Travel - State	2,000	2,600	2,800
Travel - Out of State	400	1,800	1,900
Other Operating Exp.	8,400	14,200	15,000
Equipment	<u>500</u>	<u>8,100</u>	<u>-0-</u>
All Other Operating Exp.	<u>12,300</u>	<u>30,400</u>	<u>23,400</u>
TOTAL APPROPRIATIONS	<u>76,600</u>	<u>99,000</u>	<u>89,700</u> ^{1/}

RECEIPTS, EXPENDITURES AND BALANCES FORWARD

Balance Beg. of Fiscal Year	235,300	179,000	238,300
Add Revenues	<u>20,300</u>	<u>158,300</u>	<u>21,300</u> ^{2/}
TOTAL FUNDS AVAILABLE	255,600	337,300	259,600
Expenditures	<u>76,600</u>	<u>99,000</u>	<u>89,700</u>
BALANCE END OF FISCAL YEAR	<u>179,000</u>	<u>238,300</u>	<u>169,900</u>

The approved amount includes \$600 in Personal Services and \$100 in Employee Related Expenditures for salary increases, and a decrease of \$1,400 in Employee Related Expenditures for the decreased retirement contribution.

^{1/} Represents General Appropriation Act funds. Appropriated as a lump sum for the program. The line items are shown for information only.

^{2/} The program has a biennial licensing cycle.

JLBC Analyst: Flanders

Joe Sotello, Commissioner (Tel. 255-4697)

GENERAL FUND	Fiscal 88 Actual	Fiscal 89 Estimate	Fiscal 90 Approved
FTE Positions	<u>73.0</u>	<u>73.0</u>	<u>75.0</u>
Personal Services	<u>1,482,900</u>	<u>1,601,800</u>	<u>1,701,300</u>
Employee Related Exp.	<u>303,700</u>	<u>372,700</u>	<u>388,100</u>
Prof. & Outside Services	69,600	95,000	95,000
Travel - State	38,400	46,200	52,000
Travel - Out of State	8,100	7,600	7,600
Other Operating Exp.	413,300	478,800	530,700
Equipment	<u>89,400</u>	<u>12,500</u>	<u>8,400</u>
All Other Operating Exp.	<u>618,800</u>	<u>640,100</u>	<u>693,700</u>
TOTAL APPROPRIATIONS	<u>2,405,400</u>	<u>2,614,600</u>	<u>2,783,100</u> ^{1/}

The approved amount includes \$21,000 in Personal Services and \$2,300 in Employee Related Expenditures for salary increases, and a decrease of \$45,200 in Employee Related Expenditures for the decreased retirement contribution.

Personal Services - The appropriation includes funding for 1 Administrative Services Officer I FTE position and 1 Administrative Assistant III FTE position for the Real Estate Education division. The appropriation also includes funding to reclassify an Administrative Assistant III to an Administrative Services Officer I and a Clerical Assistant to a Clerk Typist II. In addition, the appropriation includes vacancy savings of \$28,100.

^{1/} Represents General Appropriation Act funds. Appropriated as a modified lump sum for the agency. The line items within "All Other Operating Exp." are shown for information only.

JLBC Analyst: Hernandez

Douglas Brooks, Director (Tel. 255-1431)

RESIDENTIAL UTILITY CONSUMER OFFICE REVOLVING FUND	Fiscal 88 Actual	Fiscal 89 Estimate	Fiscal 90 Approved
FTE Positions	<u>10.0</u>	<u>12.3</u>	<u>12.0</u>
Personal Services	<u>325,000</u>	<u>391,300</u>	<u>400,600</u>
Employee Related Exp.	<u>53,800</u>	<u>75,500</u>	<u>71,800</u>
Prof. & Outside Services	161,300	297,500	355,500
Travel - State	8,200	8,200	8,000
Travel - Out of State	3,100	7,800	8,100
Other Operating Exp.	82,400	80,500	79,200
Equipment	<u>25,800</u>	<u>30,000</u>	<u>-0-</u>
All Other Operating Exp.	<u>280,800</u>	<u>424,000</u>	<u>450,800</u>
TOTAL APPROPRIATIONS	<u>659,600</u>	<u>890,800</u>	<u>923,200</u> ^{1/}

The approved amount includes \$4,900 in Personal Services and \$500 in Employee Related Expenditures for salary increases, and a decrease of \$10,600 in Employee Related Expenditures for the decreased retirement contribution.

^{1/} Represents General Appropriation Act funds. Appropriated as a lump sum for the agency. The line items are shown for information only.

JLBC Analyst: Miller

Raymond H. Helmick, Director (Tel. 255-5211)

GENERAL FUND	Fiscal 88 Actual	Fiscal 89 Estimate	Fiscal 90 Approved
FTE Positions	<u>36.0</u>	<u>46.0</u>	<u>55.0</u>
Personal Services	<u>725,900</u>	<u>964,400</u>	<u>1,159,700</u>
Employee Related Exp.	<u>143,000</u>	<u>250,800</u>	<u>293,400</u>
Prof. & Outside Services	28,700	42,100	43,700
Travel - State	119,100	174,900	221,200
Travel - Out of State	3,300	3,600	3,600
Other Operating Exp.	227,300	155,800	219,200
Equipment	<u>133,000</u>	<u>109,100</u>	<u>67,300</u>
All Other Operating Exp.	<u>511,400</u>	<u>485,500</u>	<u>555,000</u>
TOTAL APPROPRIATIONS	<u>1,380,300</u>	<u>1,700,700</u>	<u>2,008,100</u> ^{1/2/}

The approved amount includes \$14,300 in Personal Services and \$1,600 in Employee Related Expenditures for salary increases, and a decrease of \$30,800 in Employee Related Expenditures for the decreased retirement contribution.

Personal Services - The amount approved includes \$152,100 for 9 new FTE positions. It is the intent of the Legislature that 3 of the new positions be allocated for licensing of time measurement devices, 2 positions for the package control program, and 4 positions for increased enforcement of standards for large scales. The approved amount anticipates a vacancy factor of 1%.

All Other Operating - The approved amount includes an increase of \$46,400 for operating supplies and reference fuels for the petroleum testing laboratory and \$2,500 for a commercial grade explosion proof refrigerator.

ADDITIONAL LEGISLATION

Time Measuring Devices - Chapter 150 (S.B. 1341) - This legislation limits licensing fees for time measuring devices and linear measuring devices for odometers upon which a charge is determined in the operation of a taxicab.

1/ Included in the total appropriation of \$2,008,100 is \$70,900 for 3 FTE positions for the licensing and enforcement activity associated with time measurement devices. If S.B. 1341 is enacted, partially or fully eliminating the need for this activity, then any associated monies will revert to the General Fund.

2/ Represents General Appropriation Act funds. Appropriated as a modified lump sum for the agency. The line items within "All Other Operating Exp." are shown for information only.

JLBC Analyst: Burgess

Ruth R.Lee, Director (Tel. 255-3648)

BOARD OF ACCOUNTANCY FUND	Fiscal 88 Actual	Fiscal 89 Estimate	Fiscal 90 Approved
FTE Positions	<u>8.0</u>	<u>9.0</u>	<u>9.0</u>
Personal Services	<u>142,100</u>	<u>180,700</u>	<u>182,900</u>
Employee Related Exp.	<u>26,900</u>	<u>51,000</u>	<u>44,200</u>
Prof. & Outside Services	140,300	208,800	238,400
Travel - State	6,300	11,800	14,100
Travel - Out of State	1,900	2,900	6,400
Other Operating Exp.	92,300	154,300	164,100
Equipment	<u>29,800</u>	<u>2,800</u>	<u>-0-</u>
All Other Operating Exp.	<u>270,600</u>	<u>380,600</u>	<u>423,000</u>
TOTAL APPROPRIATIONS	<u>439,600</u>	<u>612,300</u>	<u>650,100</u> ^{1/}
RECEIPTS, EXPENDITURES AND BALANCES FORWARD			
Balance Beg. of Fiscal Year	545,100	555,500	574,600
Add Revenues	<u>450,000</u>	<u>631,400</u>	<u>742,500</u>
TOTAL FUNDS AVAILABLE	995,100	1,186,900	1,317,100
Expenditures	<u>439,600</u>	<u>612,300</u>	<u>650,100</u>
BALANCE END OF FISCAL YEAR	<u>555,500</u>	<u>574,600</u>	<u>667,000</u>

The approved amount includes \$2,200 in Personal Services and \$200 in Employee Related Expenditures for salary increases, and a decrease of \$4,900 in Employee Related Expenditures for the decreased retirement contribution.

Personal Services - The approved amount includes funding for reclassification of FTE positions.

All Other Operating - The approved amount includes \$29,600 for a proctoring service to administer examinations as well as \$3,500 for staff travel to Clearinghouse on Licensure, Enforcement, and Regulations (CLEAR) Conferences. Also included is a 4% general inflation increase.

^{1/} Represents General Appropriation Act funds. Appropriated as a lump sum for the agency. The line items are shown for information only.

JLBC Analyst: Wilcox

Mario Herrera, Executive Director (Tel. 255-4498)

BOARD OF BARBERS EXAMINERS FUND	Fiscal 88 Actual	Fiscal 89 Estimate	Fiscal 90 Approved
FTE Positions	<u>3.0</u>	<u>3.0</u>	<u>3.0</u>
Personal Services	<u>76,500</u>	<u>80,100</u>	<u>81,600</u>
Employee Related Exp.	<u>14,100</u>	<u>20,700</u>	<u>21,100</u>
Prof. & Outside Services	100	300	300
Travel - State	6,600	10,800	9,100
Travel - Out of State	700	1,600	1,700
Other Operating Exp.	<u>13,500</u>	<u>20,400</u>	<u>20,400</u>
All Other Operating Exp.	<u>20,900</u>	<u>33,100</u>	<u>31,500</u>
TOTAL APPROPRIATIONS	<u>111,500</u>	<u>133,900</u>	<u>134,200</u> ^{1/}
RECEIPTS, EXPENDITURES AND BALANCES FORWARD			
Balance Beg. of Fiscal Year	173,800	165,800	165,800
Add Revenues	<u>103,500</u>	<u>133,900</u>	<u>146,300</u>
TOTAL FUNDS AVAILABLE	277,300	299,700	312,100
Expenditures	<u>111,500</u>	<u>133,900</u>	<u>134,200</u>
BALANCE END OF FISCAL YEAR	<u>165,800</u>	<u>165,800</u>	<u>177,900</u>

The approved amount includes \$1,000 in Personal Services and \$100 in Employee Related Expenditures for salary increases, and a decrease of \$2,200 in Employee Related Expenditures for the decreased retirement contribution.

^{1/} Represents General Appropriation Act funds. Appropriated as a lump sum for the agency. The line items are shown for information only.

JLBC Analyst: Hernandez

GENERAL FUND	Fiscal 88 Actual	Fiscal 89 Estimate	Fiscal 90 Approved
Additional Appropriations - 38th Leg., 2nd Reg. Session			
Behavioral Health Board, Ch.313	---	---	50,000
TOTAL APPROPRIATIONS	---	---	50,000

ADDITIONAL APPROPRIATIONS

Behavioral Health Board - Chapter 313, Laws of 1988 (H.B. 2311) - Established the Board of Behavioral Health Examiners to regulate social workers, counselors, and marriage and family therapists. The legislation appropriated \$50,000 from the General Fund to the Board for start-up costs. Ninety percent of the licensing fees collected will be deposited into the Board of Behavioral Health Examiners fund and 10% into the General Fund. An additional 10% of funds collected by the Board will be remitted to the General Fund until the original appropriation is repaid. The appropriation is exempt from A.R.S. § 35-190, related to lapsing of appropriations.

JLBC Analyst: Hernandez

John Montano, Executive Secretary (Tel. 542-1417)

GENERAL FUND AND BOXING FUND	Fiscal 88 Actual	Fiscal 89 Estimate	Fiscal 90 Approved
FTE Positions	<u>1.0</u>	<u>1.0</u>	<u>1.5</u>
Personal Services	<u>20,700</u>	<u>25,100</u>	<u>38,100</u>
Employee Related Exp.	<u>6,300</u>	<u>7,600</u>	<u>10,100</u>
Prof. & Outside Services	-0-	2,100	2,100
Travel - State	2,300	2,000	2,000
Travel - Out of State	1,900	2,000	1,000
Other Operating Exp.	7,700	7,400	8,100
Equipment	900	-0-	-0-
All Other Operating Exp.	<u>12,800</u>	<u>13,500</u>	<u>13,200</u>
TOTAL APPROPRIATIONS	<u>39,800</u>	<u>46,200</u>	<u>61,400</u> ^{1/}
<u>Fund Summary</u>			
General Fund	35,100	37,400	55,300
Boxing Fund	<u>4,700</u>	<u>8,800</u>	<u>6,100</u>
TOTAL APPROPRIATIONS	<u>39,800</u>	<u>46,200</u>	<u>61,400</u>
<u>BOXING FUND</u>			
RECEIPTS, EXPENDITURES AND BALANCES FORWARD			
Balance Beg. of Fiscal Year	3,500	4,700	4,700
Add Revenues	<u>5,800</u>	<u>8,800</u>	<u>8,800</u>
TOTAL FUNDS AVAILABLE	9,300	13,500	13,500
Expenditures	<u>4,600</u>	<u>8,800</u>	<u>6,100</u>
BALANCE END OF FISCAL YEAR	<u>4,700</u>	<u>4,700</u>	<u>7,400</u>

The approved amount includes \$500 in Personal Services for salary increases, and a decrease of \$1,000 in Employee Related Expenditures for the decreased retirement contribution.

Personal Services - The approved amount includes funding to increase the Executive Secretary's position from half-time to full-time.

^{1/} Represents General Appropriation Act funds. Appropriated as a lump sum for the agency. The line items are shown for information only.

JLBC Analyst: Burgess

Sylva Aldredge, Director (Tel. 255-1444)

BOARD OF CHIROPRACTIC EXAMINERS FUND	Fiscal 88 Actual	Fiscal 89 Estimate	Fiscal 90 Approved
FTE Positions	<u>3.0</u>	<u>4.0</u>	<u>4.0</u>
Personal Services	<u>65,900</u>	<u>86,400</u>	<u>85,700</u>
Employee Related Exp.	<u>11,800</u>	<u>23,500</u>	<u>20,800</u>
Prof. & Outside Services	14,500	14,000	18,000
Travel - State	2,500	7,500	4,300
Travel - Out of State	4,000	2,600	2,700
Other Operating Exp.	38,500	53,200	54,500
Equipment	-0-	1,800	-0-
All Other Operating Exp.	<u>59,500</u>	<u>79,100</u>	<u>79,500</u>
TOTAL APPROPRIATIONS	<u>137,200</u>	<u>189,000</u>	<u>186,000</u> ^{1/}

RECEIPTS, EXPENDITURES AND BALANCES FORWARD

Balance Beg. of Fiscal Year	165,500	158,500	112,600
Add Revenues	<u>130,200</u>	<u>143,100</u>	<u>142,500</u>
TOTAL FUNDS AVAILABLE	295,700	301,600	255,100
Expenditures	<u>137,200</u>	<u>189,000</u>	<u>186,000</u>
BALANCE END OF FISCAL YEAR	<u>158,500</u>	<u>112,600</u>	<u>69,100</u>

The approved amount includes \$1,000 in Personal Services and \$100 in Employee Related Expenditures for salary increases, and a decrease of \$2,300 in Employee Related Expenditures for the decreased retirement contribution.

Personal Services - The approved amount includes funding for reclassification of FTE positions.

All Other Operating - The approved amount includes \$4,000 for increased costs of hearings as well as a 4% general inflation increase.

^{1/} Represents General Appropriation Act funds. Appropriated as a lump sum for the agency. The line items are shown for information only.

JLBC Analyst: Wilcox

Sue Sansom, Executive Director (Tel. 255-5301)

BOARD OF COSMETOLOGY FUND	Fiscal 88 Actual	Fiscal 89 Estimate	Fiscal 90 Approved
FTE Positions	<u>14.5</u>	<u>14.5</u>	<u>14.5</u>
Personal Services	<u>253,300</u>	<u>283,700</u>	<u>287,200</u>
Employee Related Exp.	<u>55,000</u>	<u>80,900</u>	<u>66,300</u>
Prof. & Outside Services	27,400	51,900	51,900
Travel - State	14,700	22,200	23,100
Travel - Out of State	3,200	1,300	1,300
Other Operating Exp.	79,900	98,000	102,900
Equipment	<u>11,500</u>	<u>1,600</u>	<u>2,000</u>
All Other Operating Exp.	<u>136,700</u>	<u>175,000</u>	<u>181,200</u>
TOTAL APPROPRIATIONS	<u>445,000</u>	<u>539,600</u>	<u>534,700</u>

RECEIPTS, EXPENDITURES AND BALANCES FORWARD

Balance Beg. of Fiscal Year	591,500	665,800	650,300
Add Revenues	<u>519,300</u>	<u>524,100</u>	<u>529,400</u>
TOTAL FUNDS AVAILABLE	1,110,800	1,189,900	1,179,700
Expenditures	<u>445,000</u>	<u>539,600</u>	<u>534,700</u>
BALANCE END OF FISCAL YEAR	<u>665,800</u>	<u>650,300</u>	<u>645,000</u>

The approved amount includes \$3,500 in Personal Services and \$400 in Employee Related Expenditures for salary increases, and a decrease of \$7,600 in Employee Related Expenditures for the decreased retirement contribution.

JLBC Analyst: Wilcox

Mathew Wheeler, Executive Director (Tel. 255-3696)

DENTAL BOARD FUND	Fiscal 88 Actual	Fiscal 89 Estimate	Fiscal 90 Approved
FTE Positions	<u>7.0</u>	<u>7.0</u>	<u>8.0</u>
Personal Services	<u>185,100</u>	<u>193,600</u>	<u>199,800</u>
Employee Related Exp.	<u>29,900</u>	<u>39,700</u>	<u>43,100</u>
Prof. & Outside Services	28,500	29,900	24,000
Travel - State	4,100	8,000	6,900
Travel - Out of State	5,900	6,600	6,800
Other Operating Exp.	101,900	108,300	96,900
Equipment	<u>6,600</u>	<u>-0-</u>	<u>-0-</u>
All Other Operating Exp.	<u>147,000</u>	<u>152,800</u>	<u>134,600</u>
OPERATION SUB-TOTAL	362,000	386,100	377,500
Office Automation	<u>-0-</u>	<u>20,800</u>	<u>-0-</u>
TOTAL APPROPRIATIONS	<u>362,000</u>	<u>406,900</u>	<u>377,500</u> ^{1/}
RECEIPTS, EXPENDITURES AND BALANCES FORWARD			
Balance Beg. of Fiscal Year	265,100	292,900	293,700
Add Revenues	<u>389,800</u>	<u>407,700</u>	<u>424,800</u>
TOTAL FUNDS AVAILABLE	654,900	700,600	718,500
Expenditures	<u>362,000</u>	<u>406,900</u>	<u>377,500</u>
BALANCE END OF FISCAL YEAR	<u>292,900</u>	<u>293,700</u>	<u>341,000</u>

The approved amount includes \$2,500 in Personal Services and \$300 in Employee Related Expenditures for salary increases, and a decrease of \$5,300 in Employee Related Expenditures for the decreased retirement contribution.

^{1/} Represents General Appropriation Act funds. Appropriated as a lump sum for the agency. The line items are shown for information only.

JLBC Analyst: Hernandez

Carl R. Biehler, State Egg Inspector (Tel. 542-5741)

EGG INSPECTION FUND	Fiscal 88 Actual	Fiscal 89 Estimate	Fiscal 90 Approved
FTE Positions	<u>5.0</u>	<u>5.0</u>	<u>5.6</u>
Personal Services	<u>101,600</u>	<u>127,900</u>	<u>132,600</u>
Employee Related Exp.	<u>20,000</u>	<u>32,900</u>	<u>27,500</u>
Travel - State	8,200	13,300	13,800
Other Operating Exp.	14,300	15,900	17,000
Equipment	<u>400</u>	<u>-0-</u>	<u>-0-</u>
All Other Operating Exp.	<u>22,900</u>	<u>29,200</u>	<u>30,800</u>
TOTAL APPROPRIATIONS	<u>144,500</u>	<u>190,000</u>	<u>190,900</u> ^{1/}

RECEIPTS, EXPENDITURES AND BALANCES FORWARD

Balance Beg. of Fiscal Year	16,000	31,300	74,100
Add Revenues	<u>159,800</u>	<u>230,100</u>	<u>232,800</u>
TOTAL FUNDS AVAILABLE	175,800	261,400	306,900
Expenditures	<u>144,500</u>	<u>187,300</u>	<u>190,900</u>
BALANCE END OF FISCAL YEAR	<u>31,300</u>	<u>74,100</u>	<u>116,000</u>

The approved amount includes \$1,600 in Personal Services and \$200 in Employee Related Expenditures for salary increases, and a decrease of \$3,500 in Employee Related Expenditures for the decreased retirement contribution.

Personal Services - The approved amount includes funding for an additional 0.6 FTE position, a Clerk/Typist II.

ADDITIONAL LEGISLATION

Department of Agriculture - Chapter 162 (H.B. 2090) - This legislation combines the Arizona Commission of Agriculture and Horticulture, the Arizona Livestock Board, the Office of the Dairy Commissioner, and the Egg Inspection Board into a single agency: the Arizona Department of Agriculture. The Governor will appoint the initial director by July 1, 1990 and the existing agencies will be combined effective January 1, 1991.

^{1/} Represents General Appropriation Act funds. Appropriated as a lump sum for the agency. The line items are shown for information only.

JLBC Analyst: Wilcox

Jean Ellzey, Director (Tel. 542-3094)

BOARD OF FUNERAL DIRECTORS AND EMBALMERS FUND	Fiscal 88 Actual	Fiscal 89 Estimate	Fiscal 90 Approved
FTE Positions	<u>1.5</u>	<u>1.5</u>	<u>1.5</u>
Personal Services	<u>44,700</u>	<u>55,000</u>	<u>59,200</u>
Employee Related Exp.	<u>7,200</u>	<u>11,600</u>	<u>10,700</u>
Prof. & Outside Services	27,000	40,100	39,800
Travel - State	6,600	11,800	11,200
Travel - Out of State	1,300	-0-	-0-
Other Operating Exp.	17,000	22,600	23,400
Equipment	<u>-0-</u>	<u>300</u>	<u>100</u>
All Other Operating Exp.	<u>51,900</u>	<u>74,800</u>	<u>74,500</u>
TOTAL APPROPRIATIONS	<u>103,800</u>	<u>141,400</u>	<u>144,400</u> ^{1/2/}

RECEIPTS, EXPENDITURES AND BALANCES FORWARD

Balance Beg. of Fiscal Year	63,000	9,600	70,500
Add Revenues	<u>50,400</u>	<u>202,300</u>	<u>110,500</u> ^{3/}
TOTAL FUNDS AVAILABLE	113,400	211,900	181,000
Expenditures	<u>103,800</u>	<u>141,400</u>	<u>144,400</u>
BALANCE END OF FISCAL YEAR	<u>9,600</u>	<u>70,500</u>	<u>36,600</u>

The approved amount includes \$700 in Personal Services and \$100 in Employee Related Expenditures for salary increases, and a decrease of \$1,600 in Employee Related Expenditures for the decreased retirement contribution.

- ^{1/} Represents General Appropriation Act funds. Appropriated as a lump sum for the agency. The line items are shown for information only.
- ^{2/} This agency is housed within the State Boards Office of the Department of Administration. The amounts shown include a proportionate cost each board pays to the Special Services Revolving Fund for the services provided by the State Board of Office.
- ^{3/} This agency has a biennial licensing cycle.

JLBC Analyst: Wilcox

John C. Reed, M.D., President (Tel. 255-3095)

BOARD OF HOMEOPATHIC MEDICAL EXAMINERS FUND	Fiscal 88 Actual	Fiscal 89 Estimate	Fiscal 90 Approved
FTE Positions	<u>0.0</u>	<u>0.0</u>	<u>0.0</u>
Personal Services	<u>-0-</u>	<u>900</u>	<u>900</u>
Employee Related Exp.	<u>-0-</u>	<u>-0-</u>	<u>-0-</u>
Prof. & Outside Services	3,400	7,000	6,100
Travel - State	-0-	200	200
Other Operating Exp.	<u>1,400</u>	<u>900</u>	<u>1,200</u>
All Other Operating Exp.	<u>4,800</u>	<u>8,100</u>	<u>7,500</u>
TOTAL APPROPRIATIONS	<u>4,800</u>	<u>9,000</u>	<u>8,400</u> ^{1/2/}

RECEIPTS, EXPENDITURES AND BALANCES FORWARD

Balance Beg. of Fiscal Year	13,000	20,000	26,800
Add Revenues	<u>11,800</u>	<u>15,800</u>	<u>16,200</u>
TOTAL FUNDS AVAILABLE	24,800	35,800	43,000
Expenditures	<u>4,800</u>	<u>9,000</u>	<u>8,400</u>
BALANCE END OF FISCAL YEAR	<u>20,000</u>	<u>26,800</u>	<u>34,600</u>

1/ Represents General Appropriation Act funds. Appropriated as a lump sum for the agency. The line items are shown for information only.

2/ This agency is housed within the State Boards Office of the Department of Administration. The amounts shown include a proportionate cost each board pays to the Special Services Revolving Fund for the services provided by the State Boards Office.

JLBC Analyst: Wilcox

Douglas N. Cerf, Executive Director (255-3751)

BOARD OF MEDICAL EXAMINERS FUND	Fiscal 88 Actual	Fiscal 89 Estimate	Fiscal 90 Approved
FTE Positions	<u>30.0</u>	<u>31.0</u>	<u>35.0</u>
Personal Services	<u>776,100</u>	<u>856,800</u>	<u>947,700</u>
Employee Related Exp.	<u>142,200</u>	<u>186,100</u>	<u>190,000</u>
Prof. & Outside Services	145,900	357,900	316,100
Travel - State	32,800	33,300	37,300
Travel - Out of State	9,100	8,900	9,200
Other Operating Exp.	249,500	287,400	340,300
Equipment	<u>22,600</u>	<u>8,000</u>	<u>22,200</u>
All Other Operating Exp.	<u>459,900</u>	<u>695,500</u>	<u>725,100</u>
OPERATION SUB-TOTAL	1,378,200	1,738,400	1,862,800
AG Interagency Contract	131,000	112,400	150,000
Office Automation	<u>-0-</u>	<u>-0-</u>	<u>125,000</u>
TOTAL APPROPRIATIONS	<u>1,509,200</u>	<u>1,850,800</u>	<u>2,137,800</u> ^{1/}
RECEIPTS, EXPENDITURES AND BALANCES FORWARD			
Balance Beg. of Fiscal Year	827,100	1,035,200	1,018,300
Add Revenues	<u>1,717,300</u>	<u>1,833,900</u>	<u>1,945,700</u>
TOTAL FUNDS AVAILABLE	2,544,400	2,869,100	2,964,000
Expenditures	<u>1,509,200</u>	<u>1,850,800</u>	<u>2,137,800</u>
BALANCE END OF FISCAL YEAR	<u>1,035,200</u>	<u>1,018,300</u>	<u>826,200</u>

The approved amount includes \$11,700 in Personal Services and \$1,200 in Employee Related Expenditures for salary increases, and a decrease of \$25,200 in Employee Related Expenditures for the decreased retirement contribution.

Personal Services - The approved amount provides funding for 4 new FTE positions: a Medical Investigator, 1 Physician, a Legal Secretary and a Secretary. The approved amount also includes funds for the reclassification of 1 Physician and Administrative Assistant FTE position.

(Continued)

^{1/} Represents General Appropriation Act funds. Appropriated as a modified lump sum for the agency. The line items within "All Other Operating Exp." are shown for information only.

BOARD OF MEDICAL EXAMINERS - (Cont'd)
BOARD OF MEDICAL EXAMINERS FUND

Office Automation - This special line appropriation includes funding for the purchase of personal computers and related equipment as well as funding for computer programming services, computer training, and start-up expenses for automating the licenses and inspection systems.

JLBC Analyst: Wilcox

Rob Cagen, N.D., Chairman (Tel. 255-3095)

BOARD OF NATUROPATHIC PHYSICIANS EXAMINERS FUND	Fiscal 88 Actual	Fiscal 89 Estimate	Fiscal 90 Approved
FTE Positions	<u>0.0</u>	<u>0.0</u>	<u>0.0</u>
Personal Services	<u>1,700</u>	<u>2,400</u>	<u>2,400</u>
Employee Related Exp.	<u>-0-</u>	<u>-0-</u>	<u>-0-</u>
Prof. & Outside Services	19,000	22,200	21,300
Travel - State	1,600	1,800	1,900
Travel - Out of State	-0-	600	-0-
Other Operating Exp.	<u>2,000</u>	<u>2,600</u>	<u>2,200</u>
All Other Operating Exp.	<u>22,600</u>	<u>27,200</u>	<u>25,400</u>
TOTAL APPROPRIATIONS	<u><u>24,300</u></u>	<u><u>29,600</u></u>	<u><u>27,800</u></u> ^{1/2/}
RECEIPTS, EXPENDITURES AND BALANCES FORWARD			
Balance Beg. of Fiscal Year	9,600	3,900	2,600
Add Revenues	<u>18,600</u>	<u>28,300</u>	<u>29,900</u>
TOTAL FUNDS AVAILABLE	28,200	32,200	32,500
Expenditures	<u>24,300</u>	<u>29,600</u>	<u>27,800</u>
BALANCE END OF FISCAL YEAR	<u><u>3,900</u></u>	<u><u>2,600</u></u>	<u><u>4,700</u></u>

^{1/} Represents General Appropriation Act funds. Appropriated as a lump sum for the agency. The line items are shown for information only.

^{2/} This agency is housed within the State Boards Office of the Department of Administration. The amounts shown include a proportionate cost each board pays to the Special Services Revolving Fund for the services provided by the State Boards Office.

JLBC Analyst: Wilcox

Fran Roberts, Executive Director (255-5092)

BOARD OF NURSING FUND	Fiscal 88 Actual	Fiscal 89 Estimate	Fiscal 90 Approved
FTE Positions	<u>19.2</u>	<u>19.2</u>	<u>19.2</u>
Personal Services	<u>423,300</u>	<u>498,000</u>	<u>516,600</u>
Employee Related Exp.	<u>80,800</u>	<u>115,000</u>	<u>110,100</u>
Prof. & Outside Services	92,600	69,100	85,900
Travel - State	18,900	16,700	17,300
Travel - Out of State	4,500	7,400	7,400
Other Operating Exp.	172,100	186,400	215,800
Equipment	<u>14,100</u>	<u>1,300</u>	<u>-0-</u>
All Other Operating Exp.	<u>302,200</u>	<u>280,900</u>	<u>326,400</u>
OPERATION SUB-TOTAL	806,300	893,900	953,100
Board Relocation	<u>10,700</u>	<u>-0-</u>	<u>-0-</u>
TOTAL APPROPRIATIONS	<u>817,000</u>	<u>893,900</u>	<u>953,100</u> ^{1/}
RECEIPTS, EXPENDITURES AND BALANCES FORWARD			
Balance Beg. of Fiscal Year	882,000	453,500	730,800
Add Revenues	<u>388,500</u>	<u>1,171,200</u>	<u>400,200</u> ^{2/}
TOTAL FUNDS AVAILABLE	1,270,500	1,624,700	1,131,000
Expenditures	<u>817,000</u>	<u>893,900</u>	<u>953,100</u>
BALANCE END OF FISCAL YEAR	<u>453,500</u>	<u>730,800</u>	<u>177,900</u>

The approved amount includes \$6,400 in Personal Services and \$800 in Employee Related Expenditures for salary increases, and a decrease of \$13,700 in Employee Related Expenditures for the decreased retirement contribution.

^{1/} Represents General Appropriation Act funds. Appropriated as a lump sum for the agency. The line items are shown for information only.

^{2/} This agency has a biennial licensing cycle.

JLBC Analyst: Wilcox

Judy Zingg, Executive Director (Tel. 255-3095)

BOARD OF NURSING CARE INSTITUTION ADMINISTRATORS FUND	Fiscal 88 Actual	Fiscal 89 Estimate	Fiscal 90 Approved
FTE Positions	<u>0.5</u>	<u>0.7</u>	<u>0.7</u>
Personal Services	<u>15,500</u>	<u>20,400</u>	<u>20,700</u>
Employee Related Exp.	<u>3,000</u>	<u>4,300</u>	<u>4,200</u>
Prof. & Outside Services	18,000	26,300	28,600
Travel - State	1,000	2,700	2,800
Other Operating Exp.	4,100	4,800	4,800
Equipment	-0-	1,400	200
All Other Operating Exp.	<u>23,100</u>	<u>35,200</u>	<u>36,400</u>
TOTAL APPROPRIATIONS	<u><u>41,600</u></u>	<u><u>59,900</u></u>	<u><u>61,300</u></u> ^{1/2/}
RECEIPTS, EXPENDITURES AND BALANCE FORWARD			
Balance Beg. of Fiscal Year	23,900	34,300	5,000
Add Revenues	<u>52,000</u>	<u>30,600</u>	<u>86,400</u> ^{3/}
TOTAL FUNDS AVAILABLE	75,900	64,900	91,400
Expenditures	<u>41,600</u>	<u>59,900</u>	<u>61,300</u>
BALANCE END OF FISCAL YEAR	<u><u>34,300</u></u>	<u><u>5,000</u></u>	<u><u>30,100</u></u>

The approved amount includes \$300 in Personal Services for salary increases, and a decrease of \$500 in Employee Related Expenditures for the decreased retirement contribution.

- 1/ Represents General Appropriation Act funds. Appropriated as a lump sum for the agency. The line items are shown for information only.
- 2/ This agency is housed within the State Boards Office of the Department of Administration. The amounts shown include a proportionate cost each board pays to the Special Services Revolving Fund for the services provided by the State Boards Office.
- 3/ This agency has a biennial licensing cycle.

JLBC Analyst: Wilcox

Cathy Feagan, Executive Director (Tel. 255-3095)

BOARD OF DISPENSING OPTICIANS FUND	Fiscal 88 Actual	Fiscal 89 Estimate	Fiscal 90 Approved
FTE Positions	<u>0.8</u>	<u>0.8</u>	<u>0.8</u>
Personal Services	<u>24,100</u>	<u>24,900</u>	<u>25,200</u>
Employee Related Exp.	<u>2,800</u>	<u>3,400</u>	<u>2,200</u>
Prof. & Outside Services	13,900	16,700	14,500
Travel - State	1,200	3,400	4,100
Other Operating Exp.	<u>4,700</u>	<u>5,900</u>	<u>5,900</u>
All Other Operating Exp.	<u>19,800</u>	<u>26,000</u>	<u>24,500</u>
TOTAL APPROPRIATIONS	<u>46,700</u>	<u>54,300</u>	<u>51,900</u> ^{1/2/}

RECEIPTS, EXPENDITURES AND BALANCES FORWARD

Balance Beg. of Fiscal Year	11,200	9,300	4,700
Add Revenues	<u>44,800</u>	<u>49,700</u>	<u>51,200</u>
TOTAL FUNDS AVAILABLE	56,000	59,000	55,900
Expenditures	<u>46,700</u>	<u>54,300</u>	<u>51,900</u>
BALANCE END OF FISCAL YEAR	<u>9,300</u>	<u>4,700</u>	<u>4,000</u>

The approved amount includes \$300 in Personal Services for salary increases, and a decrease of \$700 in Employee Related Expenditures for the decreased retirement contribution.

1/ Represents General Appropriation Act funds. Appropriated as a lump sum for the agency. The line items are shown for information only.

2/ This agency is housed within the State Boards Office of the Department of Administration. The amounts shown include a proportionate cost each board pays to the Special Services Revolving Fund for the services provided by the State Boards Office.

JLBC Analyst: Wilcox

Florence Moore, Executive Director (Tel. 255-3095)

BOARD OF OPTOMETRY FUND	Fiscal 88 Actual	Fiscal 89 Estimate	Fiscal 90 Approved
FTE Positions	<u>1.5</u>	<u>1.5</u>	<u>1.5</u>
Personal Services	<u>41,200</u>	<u>45,300</u>	<u>45,900</u>
Employee Related Exp.	<u>8,700</u>	<u>12,000</u>	<u>11,700</u>
Prof. & Outside Services	15,600	27,200	28,100
Travel - State	3,800	5,700	5,700
Travel - Out of State	-0-	1,000	1,000
Other Operating Exp.	<u>2,900</u>	<u>6,800</u>	<u>6,800</u>
All Other Operating Exp.	<u>22,300</u>	<u>40,700</u>	<u>41,600</u>
TOTAL APPROPRIATIONS	<u>72,200</u>	<u>98,000</u>	<u>99,200</u> ^{1/2/}
RECEIPTS, EXPENDITURES AND BALANCES FORWARD			
Balance Beg. of Fiscal Year	38,000	95,400	18,400
Add Revenues	<u>129,600</u>	<u>21,000</u>	<u>136,600</u> ^{3/}
TOTAL FUNDS AVAILABLE	167,600	116,400	155,000
Expenditures	<u>72,200</u>	<u>98,000</u>	<u>99,200</u>
BALANCE END OF FISCAL YEAR	<u>95,400</u>	<u>18,400</u>	<u>55,800</u>

The approved amount includes \$600 in Personal Services and \$100 in Employee Related Expenditures for salary increases, and a decrease of \$1,200 in Employee Related Expenditures for the decreased retirement contribution.

- ^{1/} Represents General Appropriation Act funds. Appropriated as a lump sum for the agency. The line items are shown for information only.
- ^{2/} This agency is housed within the State Boards Office of the Department of Administration. The amounts shown include a proportionate cost each board pays to the Special Services Revolving Fund for the services provided by the State Boards Office.
- ^{3/} This agency has a biennial licensing cycle.

JLBC Analyst: Wilcox

Mary Tucker, Executive Director (Tel. 255-1747)

BOARD OF OSTEOPATHIC EXAMINERS FUND	Fiscal 88 Actual	Fiscal 89 Estimate	Fiscal 90 Approved
FTE Positions	<u>4.5</u>	<u>4.5</u>	<u>4.5</u>
Personal Services	<u>118,000</u>	<u>129,400</u>	<u>131,000</u>
Employee Related Exp.	<u>23,300</u>	<u>28,800</u>	<u>29,500</u>
Prof. & Outside Services	300	5,700	5,700
Travel - State	4,900	6,800	5,900
Travel - Out of State	1,800	2,400	3,700
Other Operating Exp.	<u>31,900</u>	<u>34,400</u>	<u>35,100</u>
All Other Operating Exp.	<u>38,900</u>	<u>49,300</u>	<u>50,400</u>
TOTAL APPROPRIATIONS	<u>180,200</u>	<u>207,500</u>	<u>210,900</u> ^{1/}

RECEIPTS, EXPENDITURES AND BALANCES FORWARD

Balance Beg. of Fiscal Year	119,800	132,600	320,600
Add Revenues	<u>193,000</u>	<u>395,500</u>	<u>50,400</u> ^{2/}
TOTAL FUNDS AVAILABLE	312,800	528,100	371,000
Expenditures	<u>180,200</u>	<u>207,500</u>	<u>210,900</u>
BALANCE END OF FISCAL YEAR	<u>132,600</u>	<u>320,600</u>	<u>160,100</u>

The approved amount includes \$1,600 in Personal Services and \$200 in Employee Related Expenditures for salary increases, and a decrease of \$3,500 in Employee Related Expenditures for the decreased retirement contribution.

^{1/} Represents General Appropriation Act funds. Appropriated as a lump sum for the agency. The line items are shown for information only.

^{2/} This agency has a biennial licensing cycle.

JLBC Analyst: Wilcox

Llyn A. Lloyd, Executive Secretary (255-5125)

BOARD OF PHARMACY FUND	Fiscal 88 Actual	Fiscal 89 Estimate	Fiscal 90 Approved
FTE Positions	<u>11.0</u>	<u>11.0</u>	<u>11.0</u>
Personal Services	<u>340,600</u>	<u>348,700</u>	<u>353,100</u>
Employee Related Exp.	<u>60,600</u>	<u>75,900</u>	<u>70,400</u>
Prof. & Outside Services	13,400	26,900	27,000
Travel - State	31,000	29,300	33,200
Travel - Out of State	3,200	3,000	5,500
Other Operating Exp.	83,000	84,500	86,000
Equipment	<u>1,600</u>	<u>-0-</u>	<u>-0-</u>
All Other Operating Exp.	<u>132,200</u>	<u>143,700</u>	<u>151,700</u>
OPERATION SUB-TOTAL	533,400	568,300	575,200
Computer	<u>-0-</u>	<u>23,100</u>	<u>24,400</u>
TOTAL APPROPRIATIONS	<u>533,400</u>	<u>591,400</u>	<u>599,600</u> ^{1/}
RECEIPTS, EXPENDITURES AND BALANCES FORWARD			
Balance Beg. of Fiscal Year	191,800	141,900	101,100
Add Revenues	<u>483,500</u>	<u>550,600</u>	<u>664,600</u>
TOTAL FUNDS AVAILABLE	675,300	692,500	765,700
Expenditures	<u>533,400</u>	<u>591,400</u>	<u>599,600</u>
BALANCE END OF FISCAL YEAR	<u>141,900</u>	<u>101,100</u>	<u>166,100</u>

The approved amount includes \$4,400 in Personal Services and \$400 in Employee Related Expenditures for salary increases, and a decrease of \$9,400 in Employee Related Expenditures for the decreased retirement contribution.

^{1/} Represents General Appropriation Act funds. Appropriated as a lump sum for the agency. The line items are shown for information only.

JLBC Analyst: Wilcox

Patricia Plack, Executive Director (Tel. 542-3095)

BOARD OF PHYSICAL THERAPY EXAMINERS FUND	Fiscal 88 Actual	Fiscal 89 Estimate	Fiscal 90 Approved
FTE Positions	<u>1.0</u>	<u>1.0</u>	<u>1.0</u>
Personal Services	<u>24,600</u>	<u>25,700</u>	<u>26,600</u>
Employee Related Exp.	<u>3,100</u>	<u>6,400</u>	<u>5,000</u>
Prof. & Outside Services	15,900	22,400	20,200
Travel - State	2,100	2,600	3,200
Travel - Out of State	1,000	1,100	1,700
Other Operating Exp.	<u>4,700</u>	<u>7,700</u>	<u>7,100</u>
All Other Operating Exp.	<u>23,700</u>	<u>33,800</u>	<u>32,200</u>
TOTAL APPROPRIATIONS	<u>51,400</u>	<u>65,900</u>	<u>63,800</u> ^{1/2/}
RECEIPTS, EXPENDITURES AND BALANCES FORWARD			
Balance Beg. of Fiscal Year	69,000	44,400	65,000 ^{3/}
Add Revenues	<u>26,800</u>	<u>86,500</u>	<u>25,000</u>
TOTAL FUNDS AVAILABLE	95,800	130,900	90,000
Expenditures	<u>51,400</u>	<u>65,900</u>	<u>63,800</u>
BALANCE END OF FISCAL YEAR	<u>44,400</u>	<u>65,000</u>	<u>26,200</u>

The approved amount includes \$300 in Personal Services for salary increases, and a decrease of \$700 in Employee Related Expenditures for the decreased retirement contribution.

- 1/ Represents General Appropriation Act funds. Appropriated as a lump sum for the agency. The line items are shown for information only.
- 2/ This agency is housed within the State Boards Office of the Department of Administration. The amounts shown include a proportionate cost each board pays to the Special Services Revolving Fund for the services provided by the State Boards Office.
- 3/ This agency has a biennial licensing cycle.

JLBC Analyst: Wilcox

Michael Kates, D.P.N. (Tel. 542-3095)

BOARD OF PODIATRY EXAMINERS FUND	Fiscal 88 Actual	Fiscal 89 Estimate	Fiscal 90 Approved
FTE Positions	<u>0.0</u>	<u>0.0</u>	<u>0.0</u>
Personal Services	<u>5,200</u>	<u>6,000</u>	<u>6,000</u>
Employee Related Exp.	<u>100</u>	<u>-0-</u>	<u>-0-</u>
Prof. & Outside Services	23,700	26,800	27,400
Travel - State	4,800	3,100	3,200
Other Operating Exp.	<u>3,900</u>	<u>5,500</u>	<u>5,500</u>
All Other Operating Exp.	<u>32,400</u>	<u>35,400</u>	<u>36,100</u>
TOTAL APPROPRIATIONS	<u><u>37,700</u></u>	<u><u>41,400</u></u>	<u><u>42,100</u></u> ^{1/2/}

RECEIPTS, EXPENDITURES AND BALANCES FORWARD

Balance Beg. of Fiscal Year	15,800	11,400	24,300
Add Revenues	<u>33,300</u>	<u>54,300</u>	<u>54,800</u>
TOTAL FUNDS AVAILABLE	49,100	65,700	79,100
Expenditures	<u>37,700</u>	<u>41,400</u>	<u>42,100</u>
BALANCE END OF FISCAL YEAR	<u><u>11,400</u></u>	<u><u>24,300</u></u>	<u><u>37,000</u></u>

1/ Represents General Appropriation Act funds. Appropriated as a lump sum for the agency. The line items are shown for information only.

2/ This agency is housed within the State Boards Office of the Department of Administration. The amounts shown include a proportionate cost each board pays to the Special Services Revolving Fund for the services by the State Boards Office.

JLBC Analyst: Lee

Dona M. Markley, Executive Director (Tel. 542-5709)

BOARD OF PRIVATE POSTSECONDARY EDUCATION FUND	Fiscal 88 Actual	Fiscal 89 Estimate	Fiscal 90 Approved
FTE Positions	<u>3.0</u>	<u>3.0</u>	<u>3.2</u>
Personal Services	<u>67,300</u>	<u>76,600</u>	<u>80,300</u>
Employee Related Exp.	<u>12,400</u>	<u>15,400</u>	<u>13,000</u>
Prof. & Outside Services	1,300	4,100	4,100
Travel - State	2,400	3,400	3,600
Travel - Out of State	600	900	900
Other Operating Exp.	18,700	19,600	19,100
Equipment	<u>5,400</u>	<u>1,700</u>	<u>2,000</u>
All Other Operating Exp.	<u>28,400</u>	<u>29,700</u>	<u>29,700</u>
TOTAL APPROPRIATIONS	<u>108,100</u>	<u>121,700</u>	<u>123,000</u> ^{1/}

RECEIPTS, EXPENDITURES AND BALANCES FORWARD

Balance Beg. of Fiscal year	83,700	72,500	74,000
Add Revenues	<u>96,900</u>	<u>123,200</u>	<u>147,600</u>
TOTAL FUNDS AVAILABLE	180,600	195,700	221,600
Expenditures	<u>108,100</u>	<u>121,700</u>	<u>123,000</u>
BALANCE END OF FISCAL YEAR	<u>72,500</u>	<u>74,000</u>	<u>98,600</u>

The approved amount includes \$900 in Personal Services and \$100 in Employee Related Expenditures for salary increases, and a decrease of \$2,100 in Employee Related Expenditures for the decreased retirement contribution.

Personal Services - The approved amount includes funding for 0.2 new FTE position to provide a part-time clerical assistance.

ADDITIONAL LEGISLATION

Private Postsecondary Education Tuition Recovery Fund - Chapter 195 (S.B. 1429)
- Establishes the Student Tuition Recovery Fund to be administered by the Board for Private Postsecondary Education.

(Continued)

^{1/} Represents General Appropriation Act funds. Appropriated as a lump sum for the agency. The line items are shown for information only.

BOARD OF PRIVATE POSTSECONDARY EDUCATION (Cont'd)
BOARD OF PRIVATE POSTSECONDARY EDUCATION FUND

A person injured by a Private Postsecondary Education institution ceasing operation may recover from the fund an amount not to exceed the actual damages sustained.

Each Private Postsecondary Education institution which collects prepaid tuition shall annually pay an assessment to the Board for each newly enrolled student in an amount equal to the sum of the following:

1. An amount equal to one-tenth of 1% of the total course cost for each newly enrolled student.
2. For each newly enrolled student who pays prepaid tuition of more than \$4,000 in one lump sum, an amount equal to one-half of 1% of the prepaid tuition exceeding \$4,000.

The total assessment for each newly enrolled student shall not be less than \$1 or more than \$4. If on June 30 of any year the balance in the fund exceeds \$300,000, and on notice by the Board to institutions, only institutions that are newly or provisionally licensed during or after that fiscal year then ended shall pay the assessment.

Institutions accredited by a regional or specialized accrediting agency recognized by the United States Department of Education or the Council on Postsecondary Education are exempt from this provision.

JLBC Analyst: Wilcox

Peggy C. LaVoy, Executive Director (Tel. 542-3095)

BOARD OF PSYCHOLOGIST EXAMINERS FUND	Fiscal 88 Actual	Fiscal 89 Estimate	Fiscal 90 Approved
FTE Positions	<u>1.0</u>	<u>1.0</u>	<u>1.0</u>
Personal Services	<u>26,900</u>	<u>30,100</u>	<u>30,500</u>
Employee Related Exp.	<u>5,600</u>	<u>6,800</u>	<u>7,900</u>
Prof. & Outside Services	40,200	69,800	66,100
Travel - State	1,500	3,900	4,500
Travel - Out of State	1,500	900	1,000
Other Operating Exp.	10,000	12,700	14,000
Equipment	-0-	200	200
All Other Operating Exp.	<u>53,200</u>	<u>87,500</u>	<u>85,800</u>
TOTAL APPROPRIATIONS	<u>85,700</u>	<u>124,400</u>	<u>124,200</u> ^{1/2/}

RECEIPTS, EXPENDITURES AND BALANCES FORWARD

Balance Beg. of Fiscal Year	132,500	88,700	206,200
Add Revenues	<u>41,900</u>	<u>241,900</u>	<u>45,200</u> ^{3/}
TOTAL FUNDS AVAILABLE	174,400	330,600	251,400
Expenditures	<u>85,700</u>	<u>124,400</u>	<u>124,200</u>
BALANCE END OF FISCAL YEAR	<u>88,700</u>	<u>206,200</u>	<u>127,200</u>

The approved amount includes \$400 in Personal Services for salary increases, and a decrease of \$800 in Employee Related Expenditures for the decreased retirement contribution.

- 1/ Represents General Appropriation Act funds. Appropriated as a lump sum for the agency. The line items are shown for information only.
- 2/ This agency is housed within the State Boards Office of the Department of Administration. The amounts shown include a proportionate cost each board pays to the Special Services Revolving Fund for the services provided by the State Boards Office.
- 3/ This agency has a biennial licensing cycle.

STATE BOARDS OFFICE

JLBC Analyst: Wilcox

Dolores DeBaca, Director (Tel. 255-3095)

STATE BOARDS OFFICE REVOLVING FUND	Fiscal 88 Actual	Fiscal 89 Estimate	Fiscal 90 Approved
FTE Positions	<u>5.0</u>	<u>5.0</u>	<u>5.0</u>
Personal Services	<u>70,300</u>	<u>83,700</u>	<u>86,700</u>
Employee Related Exp.	<u>14,900</u>	<u>19,200</u>	<u>22,800</u>
Prof. & Outside Services	13,000	13,000	13,000
Other Operating Exp.	48,300	50,300	53,000
Equipment	<u>7,700</u>	<u>2,200</u>	<u>2,200</u>
All Other Operating Exp.	<u>69,000</u>	<u>65,500</u>	<u>68,200</u>
TOTAL APPROPRIATIONS	<u><u>154,200</u></u>	<u><u>168,400</u></u>	<u><u>177,700</u></u>

STATE BOARDS OFFICE

Funding Breakdown

CONTRIBUTING BOARDS	PERSONAL	ACCTG. &		OTHER		TOTAL	%
	SERVICES	E.R.E.	COMPUTER	RENT	OPERATING		
HOMEOPATHS	871	229	0	945	500	\$ 2,545	1.43 %
DISP. OPTICIANS	4,958	1,304	1,450	3,875	2,139	\$ 3,726	7.72 %
FUNERAL DIRECTORS	12,258	3,224	1,450	5,292	2,140	\$ 24,364	13.72 %
NATUROPATHS	9,239	2,430	1,450	2,403	2,138	\$ 17,610	9.91 %
NURSING CARE ADMINS	4,968	1,304	1,450	3,078	2,138	\$ 12,928	7.28 %
OPTOMETRY	11,521	3,030	1,450	4,806	2,139	\$ 22,946	12.91 %
PHYSICAL THERAPY	4,968	1,304	1,450	3,483	2,138	\$ 13,333	7.50 %
PODIATRY	14,152	3,722	1,450	2,403	2,138	\$ 23,865	13.43 %
PSYCHOLOGISTS	11,522	3,030	1,450	3,672	2,139	\$ 21,814	12.28 %
VETERINARY	12,258	3,224	1,450	5,494	2,138	\$ 24,564	13.82 %
TOTAL :	\$ 86,696	\$ 22,801	\$ 13,000	\$ 35,451	\$ 19,747	\$ 177,695	100.00 %

The State Boards Office is funded through the Professional and Outside Services line of the participating boards. These line items are presented for information only.

JLBC Analyst: Flanders

Jack D. Root, Executive Director (Tel. 255-3664)

STR. PEST CONTROL COMM. FUND AND STRUCTURAL PEST CONTROL COMM. INSPECTION SUPPORT FUND	Fiscal 88 Actual	Fiscal 89 Estimate	Fiscal 90 Approved
FTE Positions	<u>12.0</u>	<u>19.0</u> ^{1/}	<u>21.0</u>
Personal Services	<u>90,900</u>	<u>277,300</u>	<u>397,300</u>
Employee Related Exp.	<u>16,300</u>	<u>75,500</u>	<u>94,100</u>
Prof. & Outside Services	8,300	74,400	160,600
Travel - State	3,200	35,800	53,200
Travel - Out of State	200	6,100	9,400
Other Operating Exp.	43,300	91,700	114,200
Equipment	<u>4,700</u>	<u>110,500</u>	<u>136,300</u>
All Other Operating Exp.	<u>59,700</u>	<u>318,500</u>	<u>473,700</u>
TOTAL APPROPRIATIONS	<u>166,900</u>	<u>671,300</u>	<u>965,100</u> ^{2/}
RECEIPTS, EXPENDITURES AND BALANCES FORWARD			
Balance Beg. of Fiscal Year	13,200	33,600	95,700
Add Revenues	<u>187,300</u>	<u>733,400</u>	<u>1,066,300</u>
TOTAL FUNDS AVAILABLE	200,500	767,000	1,162,000
Expenditures	<u>166,900</u>	<u>671,300</u>	<u>965,100</u>
BALANCE END OF FISCAL YEAR	<u>33,600</u>	<u>95,700</u>	<u>196,900</u>

The approved amount includes \$4,800 in Personal Services and \$500 in Employee Related Expenditures for salary increases, and a decrease of \$10,500 in Employee Related Expenditures for the decreased retirement contribution.

Personal Services - The approved amount includes funding for 1 Inspector Supervisor FTE position and 1 Inspector FTE position. The approved amount also includes full funding for the 7 FTE positions authorized in the supplemental appropriation for FY 1989 in Laws 1989, Chapter 3.

(Continued)

^{1/} The Commission received a supplemental appropriation of \$256,000 for FY 1989 in Laws 1989, Chapter 3 (H.B. 2103). With the supplemental appropriation, the Commission was authorized 7 additional FTE positions, for a total of 19.

^{2/} Represents General Appropriation Act funds. Appropriated as a lump sum for the agency. The line items are shown for information only.

STRUCTURAL PEST CONTROL COMMISSION (Cont'd)
STR. PEST CONTROL COMM. FUND AND STRUCTURAL PEST CONTROL COMM.
INSPECTION SUPPORT FUND

Professional and Outside Services - The approved amount includes \$120,000 for the costs of analyses of pesticide samples done by the State Chemist, and \$17,500 for programming of the agency's new computer system.

Equipment - The approved amount includes funding for vehicles and office equipment for the new employees and computer equipment for the new automation system.

JLBC Analyst: Burgess

Ronald Dalrymple, Director (Tel. 255-4053)

TECHNICAL REGISTRATION FUND	Fiscal 88 Actual	Fiscal 89 Estimate	Fiscal 90 Approved
FTE Positions	<u>14.0</u>	<u>15.0</u>	<u>15.0</u>
Personal Services	<u>269,700</u>	<u>296,100</u>	<u>299,700</u>
Employee Related Exp.	<u>52,900</u>	<u>77,500</u>	<u>61,100</u>
Prof. & Outside Services	115,500	170,500	176,800
Travel - State	9,600	10,600	12,400
Travel - Out of State	5,200	6,000	6,200
Other Operating Exp.	119,400	129,100	149,800
Equipment	<u>3,000</u>	<u>6,600</u>	<u>3,500</u>
All Other Operating Exp.	<u>252,700</u>	<u>322,800</u>	<u>348,700</u>
OPERATION SUB-TOTAL	575,300	696,400	709,500
Test Validation	<u>20,100</u>	<u>-0-</u>	<u>-0-</u>
TOTAL APPROPRIATIONS	<u>595,400</u>	<u>696,400</u>	<u>709,500</u> ^{1/}

RECEIPTS, EXPENDITURES AND BALANCES FORWARD

Balance Beg. of Fiscal Year	426,300	391,700	310,100
Add Revenues	<u>560,800</u>	<u>614,800</u>	<u>744,900</u>
TOTAL FUNDS AVAILABLE	987,100	1,006,500	1,055,000
Expenditures	<u>595,400</u>	<u>696,400</u>	<u>709,500</u>
BALANCE END OF FISCAL YEAR	<u>391,700</u>	<u>310,100</u>	<u>345,500</u>

The approved amount includes \$3,600 in Personal Services and \$400 in Employee Related Expenditures for salary increases, and a decrease of \$8,000 in Employee Related Expenditures for the decreased retirement contribution.

Personal Services - The approved amount includes funding for reclassification of FTE positions.

All Other Operating - The approved amount includes \$11,700 for printing 2 additional newsletters, \$3,500 for filing cabinets, \$3,400 for examination site relocation, rate adjustments, and a 4% general inflation increase.

^{1/} Represents General Appropriation Act funds. Appropriated as a lump sum for the agency. The line items are shown for information only.

JLBC Analyst: Wilcox

Vicki Conditt, Director (Tel. 542-3095)

GENERAL FUND	Fiscal 88 Actual	Fiscal 89 Estimate	Fiscal 90 Approved
FTE Positions	<u>1.5</u>	<u>2.0</u>	<u>2.0</u>
Personal Services	<u>45,600</u>	<u>66,400</u>	<u>70,300</u>
Employee Related Exp.	<u>8,800</u>	<u>15,500</u>	<u>15,000</u>
Prof. & Outside Services	33,700	33,700	35,600
Travel - State	8,300	10,400	11,100
Travel - Out of State	-0-	900	900
Other Operating Exp.	7,000	11,400	11,400
Equipment	500	-0-	-0-
All Other Operating Exp.	<u>49,500</u>	<u>56,400</u>	<u>59,000</u>
TOTAL APPROPRIATIONS	<u>103,900</u>	<u>138,300</u>	<u>144,300</u> ^{1/2/}

RECEIPTS, EXPENDITURES AND BALANCES FORWARD

Balance Beg. of Fiscal Year	125,000	71,300	152,000
Add Revenues	<u>50,200</u>	<u>219,000</u>	<u>57,700</u> ^{3/}
TOTAL FUNDS AVAILABLE	175,200	290,300	209,700
Expenditures	<u>103,900</u>	<u>138,300</u>	<u>144,300</u>
BALANCE END OF FISCAL YEAR	<u>71,300</u>	<u>152,000</u>	<u>65,400</u>

The approved amount includes \$900 in Personal Services and \$100 in Employee Related Expenditures for salary increases, and a decrease of \$1,900 in Employee Related Expenditures for the decreased retirement contribution.

- ^{1/} Represents General Appropriation Act funds. Appropriated as a lump sum for the agency. The line items are shown for information only.
- ^{2/} This agency is housed within the State Boards Office of the Department of Administration. The amounts shown include a proportionate cost each board pays to the Special Services Revolving Fund for the services provided by the State Boards Office.
- ^{3/} This agency has a biennial licensing cycle.

JLBC Analyst: Neisent

Shelly M. Cohn, Executive Director (Tel. 255-5882)

GENERAL FUND	Fiscal 88 Actual	Fiscal 89 Estimate	Fiscal 90 Approved
FTE Positions	<u>11.5</u>	<u>11.5</u>	<u>11.5</u>
Personal Services	<u>292,900</u>	<u>296,100</u>	<u>307,200</u>
Employee Related Exp.	<u>54,500</u>	<u>68,400</u>	<u>59,400</u>
Travel - State	12,400	12,400	13,500
Travel - Out of State	700	800	800
Other Operating Exp.	72,400	86,000	91,500
Equipment	<u>2,900</u>	<u>17,900</u>	<u>500</u>
All Other Operating Exp.	<u>88,400</u>	<u>117,100</u>	<u>106,300</u>
OPERATION SUB-TOTAL	435,800	481,600	472,900
Community Service Projects	<u>883,400</u>	<u>1,063,400</u>	<u>1,113,400</u>
TOTAL APPROPRIATIONS	<u>1,319,200</u>	<u>1,545,000</u>	<u>1,586,300</u> ^{1/}

The approved amount includes \$3,800 in Personal Services and \$400 in Employee Related Expenditures for salary increases, and a decrease of \$8,200 in Employee Related Expenditures for the decreased retirement contribution.

All Other Operating - The approved amount for In-State Travel includes an additional \$1,100 for increased motor pool mileage rates. The approved amount for Other Operating includes an increase of \$4,200 for rent of the Commission's office space, which is privately owned, and an increase of \$400 for risk management. The Equipment appropriation provides \$500 for the lease/purchase of telephone equipment.

Community Services Projects - The approved amount includes \$50,000 in additional funding above the FY 1989 level. The additional funding will allow the Commission to provide the required state match for a \$150,000, 3 year, National Endowment for the Arts grant which may be utilized for new Community Service Projects. Community Service Project monies are grant monies made available to arts organizations and Arizona communities on a matching basis for such programs as Art in Arizona Towns, Artists in Education, Ticket Discount, Art in Public Places and Cultural Heritage.

(Continued)

^{1/} Represents General Appropriation Act funds. Appropriated as a lump sum for the agency, with special line items. The line items within the "Operation Sub-Total" are shown for information only.

ARIZONA COMMISSION ON THE ARTS (Cont'd)
GENERAL FUND

ADDITIONAL LEGISLATION

Arizona Arts Trust Fund - Chapter 305 (H.B. 2267) - Provides for the establishment of the Arizona Arts Trust Fund and provides that \$15 of the required \$45 domestic and foreign corporation filing fee for annual reports, as prescribed by A.R.S. § 10-129, shall be deposited in the fund. Also provides for the establishment of an Arizona Arts Program which will be administered by the Arizona Commission on the Arts. The purpose of the program is to advance and foster the arts in Arizona through grants from the trust fund. The bill requires the Commission to assure that funding be granted to organizations representing handicapped persons, to artists who are members of racial or ethnic minorities, and to organizations representing rural areas. In addition, recipient arts organizations must include members of racial or ethnic minorities on their governing boards. Monies in the Arizona Arts Trust Fund do not revert to the General Fund.

JLBC Analyst: Hernandez

Wayne M. McGrath, Ed.D., Executive Director (Tel. 255-4037)

GENERAL FUND	Fiscal 88 Actual	Fiscal 89 Estimate	Fiscal 90 Approved
FTE Positions	<u>8.0</u>	<u>9.0</u>	<u>9.0</u>
Personal Services	<u>321,600</u>	<u>360,000</u>	<u>359,100</u>
Employee Related Exp.	<u>53,400</u>	<u>74,300</u>	<u>67,900</u>
Prof. & Outside Services	4,500	1,400	1,400
Travel - State	29,100	29,600	30,100
Travel - Out of State	800	3,000	3,000
Other Operating Exp.	52,700	59,000	59,000
Equipment	<u>1,500</u>	<u>1,200</u>	<u>1,200</u>
All Other Operating Exp.	<u>88,600</u>	<u>94,200</u>	<u>94,700</u>
OPERATION SUB-TOTAL	463,600	528,500	521,700
County Vocational Planning	40,000	40,000	40,000
Equalization Aid	3,883,300	4,298,200	4,651,300
State Aid to Community Colleges			
-Operating Budget	56,220,100	62,581,500	65,310,500
-Capital Outlay	<u>7,485,100</u>	<u>7,756,200</u>	<u>8,025,600</u>
TOTAL APPROPRIATIONS	<u>68,092,100</u>	<u>75,204,400</u>	<u>78,549,100</u> ^{4/}

The approved amount includes \$4,400 in Personal Services and \$400 in Employee Related expenditures for salary increases, and a decrease of \$9,500 in Employee Related expenditures for the decrease in retirement contribution.

Personal Services - The approved amount includes \$1,300 due to reclassification of the State Board's Administrative Assistant II position (Grade 15) to Business Manager (Grade 18).

County Vocational Planning - The appropriation is provided in support of the county planning process for vocational education as specified in A.R.S. §§ 15-1425 and 15-1446.

Equalization Aid - The approved amount includes \$4,327,400 for Graham County Community College District and \$323,900 for Cochise County Community College District. Equalization funding augments property tax revenues in districts which have a small property tax base. Equalization aid is calculated pursuant to A.R.S. § 15-1468.

(Continued)

(See Footnotes on Following Pages)

STATE BOARD OF DIRECTORS FOR COMMUNITY COLLEGES (Cont'd)
 GENERAL FUND

State Aid to Community Colleges - Operating Budget - The approved amount for Operating State Aid is based upon the funding formula specified in A.R.S. §§ 15-1401 and 15-1666, and the following projections for total and vocational-technical full-time student equivalent (FTSE) enrollment:

	<u>Total FTSE</u>	<u>Voc-Tech FTSE</u>
Cochise	3,500	1,750
Graham	2,540	1,300
Maricopa	38,000	12,600
Mohave	1,700	700
Navajo	2,250	900
Pima	14,200	5,400
Pinal	3,300	1,650
Yavapai	2,800	835
Yuma - La Paz	2,450	735
TOTAL	<u>70,740</u>	<u>25,870</u>

This represents 25% of total community college operational funding.

(Continued)

1/ The amount appropriated is based on funding for 70,740 full-time equivalent students, 25,870 of which are vocational-technical FTSE. The monies shall be allocated based on the following:

A. Total full-time equivalent students:

1. For the first 2,500 full-time equivalent students, \$1,252 per capita.
2. For more than 2,500 through 5,000 FTSE, \$876 per capita.
3. For all full-time equivalent students in excess of 5,000, \$621 per capita.

B. Additional funding for vocational-technical students:

1. For the first 2,500 full-time equivalent students, \$504 per capita.
2. For more than 2,500 through 5,000 FTSE, \$347 per capita.
3. For all full-time equivalent students in excess of 5,000, \$243 per capita.

In addition, during fiscal year 1989-1990, the State Board of Directors for community colleges shall report actual FTSE counts for each community college district to the Chairperson of the Senate Appropriations Committee, the Chairperson of the House Appropriations Committee, the Staff Director of the Joint Legislative Budget Committee, and the Director of the Executive Budget Office by the following dates:

- A. By September 15, 1989 for the summer sessions enrollment.
- B. No later than 30 days after the 45th day of the fall semester.
- C. No later than 30 days after the 45th day of the spring semester.

Each report shall include actual total and vocational-technical FTSE, plus a year-to-date count of additional short-term, open-entry open-exit, and skill center FTSE. Any monies appropriated which exceed the amount required based on actual FTSE and the rates shown herein shall revert to the state general fund.

(Footnotes Continued on Following Page)

STATE BOARD OF DIRECTORS FOR COMMUNITY COLLEGES (Cont'd)
 GENERAL FUND

The formula amount was then reduced by an amount equivalent to each district's savings because the employer's share of the retirement contribution rate was reduced from 5.09% to 4.69% of payroll. The lump sum appropriation is based upon the following estimated amounts for each community college district:

	Formula Amount At 25%	Retirement Savings	Appropriation
Cochise	4,888,000	24,400	4,863,600
Graham	3,820,200	16,800	3,803,400
Maricopa	29,787,300	283,600	29,503,700
Mohave	2,481,200	10,700	2,470,500
Navajo	3,270,600	12,800	3,257,800
Pima	13,257,900	79,200	13,178,700
Pinal	4,662,400	25,200	4,637,200
Yavapai	3,813,600	24,000	3,789,600
Yuma - La Paz	3,437,900	20,400	3,417,500
TOTAL	69,419,100	497,100	68,922,000

Chapter 310, Laws of 1989, requires an additional reduction in the retirement contribution rate, from 4.69% to 2.0%. The estimated savings are shown below:

	Appropriation	Retirement Savings	Approved Amount
Cochise	4,863,600	176,400	4,687,200
Graham	3,803,400	120,800	3,682,600
Maricopa	29,503,700	2,060,200	27,443,500
Mohave	2,470,500	78,300	2,392,200
Navajo	3,257,800	93,500	3,164,300
Pima	13,178,700	576,600	12,602,100
Pinal	4,637,200	182,800	4,454,400
Yavapai	3,789,600	175,200	3,614,400
Yuma - La Paz	3,417,500	147,700	3,269,800
TOTAL	68,922,000	3,611,500	65,310,500

(Continued)

(Footnotes Continued From Previous Page)

2/ "If the Arizona Supreme Court upholds the Court of Appeals in the Palo Verde case before August 20, 1989, the State Board of Directors shall revert to the General Fund \$4,941,800 from Maricopa County Community College District's share of operating state aid allocated pursuant to the above footnote. Maricopa County Community College District would be operating at its expenditure limit, and would not be able to expend this portion of its operating state aid without lowering its property tax rate." On July 11th, the Arizona Supreme Court declined to hear the Palo Verde case (Arizona Tax Research Association et al. vs. Maricopa County/Arizona Department of Revenue), effectively upholding the Court of Appeals. Accordingly, the sum of \$4,941,800 should revert to the General Fund as of July 11, 1989.

(Footnotes Continued on Following Page)

STATE BOARD OF DIRECTORS FOR COMMUNITY COLLEGES (Cont'd)
GENERAL FUND

State Aid to Community Colleges - Capital Outlay - The approved amount for Capital Outlay State Aid represents full funding of the Capital Outlay formula specified in A.R.S. § 15-1464. The State Board of Directors for Community Colleges will allocate capital outlay funds to each community college district based on its actual FY 1985 FTSE enrollment. The lump sum appropriation is based on the following estimated amounts for each community college district:

Cochise	414,100
Graham	360,000
Maricopa	4,130,000
Mohave	197,200
Navajo	290,900
Pima	1,526,500
Pinal	410,400
Yavapai	337,500
Yuma - La Paz	359,000
TOTAL	8,025,600

ADDITIONAL LEGISLATION

Telecommunications Needs Analysis - Chapter 273 (S.B. 1024) - Appropriates \$80,000 from the General Fund to the Arizona Board of Regents to conduct a study and determine the resource requirements needed to establish a statewide education telecommunications network. The study will be performed in conjunction with the State Board of Directors for Community Colleges and the Department of Education.

Tuition Waiver, Children of Slain Peace Officers - Chapter 117 (H.B. 2387)- Under this legislation, children of peace officers who were killed in the line of duty are entitled to tuition waiver scholarships at any of Arizona's state universities or community colleges. This legislation also allows a community college district board to authorize tuition waivers for nonresident students under certain conditions and for dependents of community college employees.

(Footnotes Continued From Previous Page)

(Continued)

3/ The approved amount includes a reduction of \$3,611,500 for estimated savings in employer contributions to the Arizona State Retirement System for community college district personnel. Laws of 1989, Chapter 310, requires each community college district to report the estimated savings to the State Board of Directors for Community Colleges by October 1, 1989. The savings for FY 1990 will be based on the reduction in the retirement contribution rate from 4.69% to 2.0%. The General Appropriation Act stipulated that if the employer's contribution rate to the Arizona State Retirement System is reduced below 4.69%, the reduction shall be reverted to the General Fund by the Board of Directors for Community Colleges from operating state aid in an amount determined by the Staff Director of the Joint Legislative Budget Committee and the Director of the Executive Budget Office in consultation with the Arizona State Retirement System.

(Footnotes Continued on Following Page)

STATE BOARD OF DIRECTORS FOR COMMUNITY COLLEGES (Cont'd)
GENERAL FUND

Adult Education Committee - Chapter 101 (H.B. 2162) - Creates an Adult Education Committee to recommend standards of accountability and evaluation of adult education programs. The committee will also advise the State Board of Education on matters pertaining to adult education and develop a formula for distributing federal and state adult education monies. Of the 13 committee members, 8 shall be representatives of community-based organizations involved with adult education, literacy volunteer organizations, and local level adult education providers (e.g., community college representatives).

Unorganized County Community College Levy - Chapter 85 (H.B. 2315) - This legislation requires certain information to be placed on the ballot when a county which does not have an organized community college district attempts to levy secondary property taxes. The funds could be used to pay out-of-county tuition for county residents who attend a community college in another county, to pay for in-county services provided by other community college districts, or to establish a campus in the county that is affiliated with a community college district. The additional information which is now required to be on the ballot is (1) the maximum dollar amount of taxes which could be collected in the first year, and (2) the maximum growth rate which would be allowed in each subsequent year.

College Admission, Persons Under 18 - Chapter 158 (S.B. 1416) - This legislation requires the State Board of Directors for Community Colleges and the Arizona Board of Regents to provide all high schools in the state with information related to enrollment of students under the age of 18. In addition, these boards must prepare annual reports which describe how many students under the age of 18 enrolled in college during the year, plus a narrative concerning the types of courses or programs in which the students were enrolled.

Glendale Community College Football Team - Concurrent Resolution (S.C.R. 1023)- The Legislature congratulates the Glendale Community College Gauchos for winning the national football championship in the 1988 Valley of the Sun Bowl. The Gauchos were undefeated during their entire schedule of play in the Western States League, which is considered one of the toughest junior college football conferences in the country.

(Footnotes Continued From Previous Page)

4/ Represents General Appropriation Act funds. Appropriated as a lump sum for the agency with special line items. The line items within the "Operation Sub-Total" are shown for information only.

JLBC Analyst: Neisent

Barry L. Griffing, Ed.D., Superintendent (Tel. 628-5261)

GENERAL FUND	Fiscal 88 Actual	Fiscal 89 Estimate	Fiscal 90 Approved
<u>Program Summary</u>			
Phoenix Day School	1,608,300	1,916,900	2,324,400
Arizona Diagnostic Treatment and Education Center	1,059,900	1,176,200	1,114,300
Tucson Campus	<u>6,772,900</u>	<u>7,765,100</u>	<u>8,309,300</u>
TOTAL APPROPRIATIONS	<u>9,441,100</u>	<u>10,858,200</u>	<u>11,748,000</u>
<u>Expenditure Detail</u>			
FTE Positions	<u>427.4</u>	<u>431.9</u>	<u>446.4</u>
Personal Services	<u>9,046,600</u>	<u>10,062,600</u>	<u>11,090,400</u>
Employee Related Exp.	<u>1,759,800</u>	<u>2,197,900</u>	<u>2,394,800</u>
Prof. & Outside Services	394,000	239,900	280,300
Travel - State	45,900	27,200	28,600
Travel - Out of State	4,400	-0-	-0-
Other Operating Exp.	1,347,900	1,332,400	1,420,700
Food	69,500	166,300	170,000
Equipment	<u>288,700</u>	<u>378,200</u>	<u>325,500</u>
All Other Operating Exp.	<u>2,150,400</u>	<u>2,144,000</u>	<u>2,225,100</u>
OPERATION SUB-TOTAL	12,956,800	14,404,500	15,710,300
Special Education			
Institutional Voucher Fund	<u>(3,515,700)</u>	<u>(3,546,300)</u>	<u>(3,962,300)</u> ^{1/}
TOTAL APPROPRIATIONS	<u>9,441,100</u>	<u>10,858,200</u>	<u>11,748,000</u> ^{2/}

ADDITIONAL LEGISLATION

Proration of Salaries - Chapter 149 (S.B. 1223) - Allows employees of the Arizona State School for the Deaf and the Blind (ASDB) to select to have their annual salaries prorated for the year or to be paid during the actual months worked.

^{1/} Prior to the expenditure of any voucher funds in excess of this amount, the School for the Deaf and the Blind shall report the intended use of the funds to the Joint Legislative Budget Committee.

^{2/} Represents General Appropriation Act funds. Appropriated as a modified lump sum for each program. The line items within "All Other Operating Exp." are shown for information only.

JLBC Analyst: Neisent

Barry L. Griffing, Ed.D., Superintendent (Tel. 628-5261)

GENERAL FUND	Fiscal 88 Actual	Fiscal 89 Estimate	Fiscal 90 Approved
FTE Positions	<u>97.4</u>	<u>97.4</u>	<u>107.4</u>
Personal Services	<u>2,083,100</u>	<u>2,385,200</u>	<u>2,769,700</u>
Employee Related Exp.	<u>404,400</u>	<u>484,200</u>	<u>605,800</u>
Prof. & Outside Services	29,800	32,200	39,400
Travel - State	3,500	3,600	4,300
Travel - Out of State	700	-0-	-0-
Other Operating Exp.	361,500	358,400	381,900
Food	29,500	32,400	36,100
Equipment	<u>60,800</u>	<u>83,100</u>	<u>131,900</u>
All Other Operating Exp.	<u>485,800</u>	<u>509,700</u>	<u>593,600</u>
OPERATION SUB-TOTAL	2,973,300	3,379,100	3,969,100
Special Education			
Institutional Voucher Fund	<u>(1,365,000)</u>	<u>(1,462,200)</u>	<u>(1,644,700)</u> ^{1/}
TOTAL APPROPRIATIONS	<u>1,608,300</u>	<u>1,916,900</u>	<u>2,324,400</u> ^{2/}

The approved amount includes \$12,000 in Personal Services and \$1,300 in Employee Related Expenditures for salary increases, and a decrease of \$74,200 in Employee Related Expenditures for the decreased retirement contribution.

Personal Services - The approved amount includes \$89,800 to provide inequity salary adjustments for teachers, credentialed specialists and other personnel unique to ASDB. The inequity adjustment is based upon a comparison of ASDB's salaries, by educational level, with similar personnel in school districts providing significant programs for sensory impaired children. Laws 1988, Chapter 237 provided that the Department of Administration (DOA) shall conduct salary inequity studies and that the Joint Legislative Budget Committee (JLBC) shall use the results in making its recommendations for funding personal services. The appropriation also provides \$10,900 for position reclassifications as required by Chapter 237. In addition, the appropriation includes \$77,100 to fund the Accountability Pay Plan (Career Ladder Plan).

(Continued)

^{1/} Prior to the expenditure of any voucher funds in excess of this amount, the School for the Deaf and the Blind shall report the intended use of the funds to the Joint Legislative Budget Committee.

^{2/} Represents General Appropriation Act funds. Appropriated as a modified lump sum for the program. The line items within "All Other Operating Exp." are shown for information only.

SCHOOL FOR THE DEAF AND THE BLIND - PHOENIX DAY SCHOOL (Cont'd)
GENERAL FUND

Personal Services (Cont'd) - The approved amount provides funding for an additional 10 FTE positions. Included in the appropriation is \$183,200 for 9 FTE positions to allow the agency to establish 2 classes for Multiply Handicapped Severely Sensory Impaired (MHSSI) students. The approved FTE positions include 2 MHSSI Teachers, 2 Instructional Aides, 1 Physical/Occupational Therapist, 1 Licensed Practical Nurse, 1 Psychology Assistant, 1 Bus Driver, .50 Adaptive Physical Education Teacher and .50 Bus Aide. In addition, the approved amount includes \$27,700 to provide continued funding for 1 Academic Teacher employed on additional voucher funds received in FY 1989. A vacancy factor of 1% or \$25,200, was deducted when the approved amount was computed.

All Other Operating - The approved amount for Professional and Outside Services includes an additional \$1,400 for student tuition and an additional \$1,000 for physical and occupational therapy services. In addition, \$3,800 is provided for vision and communication specialist services associated with the operation of the new MHSSI classes. The approved amount for Other Operating includes an additional \$7,400 for supplies and testing and evaluation materials associated with the new MHSSI classes. The Equipment appropriation includes \$48,600 for the final lease/purchase payment for 3 school buses, \$32,000 for the second lease/purchase payment for 3 school buses, \$31,700 for the first lease/purchase payment for 3 school buses and \$19,600 for classroom setups, office equipment and physical therapy equipment associated with the establishment of the new MHSSI classes.

CAPITAL OUTLAY

Capital Outlay Bill - Chapter 302 (S.B. 1468) - The Capital Outlay Bill appropriates \$326,400 from the General Fund to begin remodeling building A on the acquired church property. The remodeling will provide classrooms, offices and educational support services space for the junior high and high school departments.

JLBC Analyst: Neisent

Barry L. Griffing, Ed.D., Superintendent (Tel. 628-5261)

GENERAL FUND	Fiscal 88 Actual	Fiscal 89 Estimate	Fiscal 90 Approved
FTE Positions	<u>56.6</u>	<u>56.6</u>	<u>56.6</u>
Personal Services	<u>947,400</u>	<u>1,081,800</u>	<u>1,167,500</u>
Employee Related Exp.	<u>186,700</u>	<u>257,700</u>	<u>229,800</u>
Prof. & Outside Services	16,700	17,300	19,100
Travel - State	1,000	1,000	1,000
Travel - Out of State	200	-0-	-0-
Other Operating Exp.	<u>12,900</u>	<u>46,100</u>	<u>14,500</u>
All Other Operating Exp.	<u>30,800</u>	<u>64,400</u>	<u>34,600</u>
OPERATION SUB-TOTAL	1,164,900	1,403,900	1,431,900
Special Education			
Institutional Voucher Fund	<u>(105,000)</u>	<u>(227,700)</u>	<u>(317,600)</u> ^{1/}
TOTAL APPROPRIATIONS	<u>1,059,900</u>	<u>1,176,200</u>	<u>1,114,300</u> ^{2/}

The approved amount includes \$8,700 in Personal Services and \$900 in Employee Related Expenditures for salary increases, and a decrease of \$31,200 in Employee Related Expenditures for the decreased retirement contribution.

Personal Services - The approved amount includes \$40,100 to provide inequity salary adjustments for teachers, credentialed specialists and other positions unique to ASDB. The inequity adjustment is based upon a comparison of ASDB's salaries, by educational level, with similar personnel in school districts providing significant programs for sensory impaired children. Laws 1988, Chapter 237 provided that the Department of Administration (DOA) shall conduct salary inequity studies and that the Joint Legislative Budget Committee (JLBC) shall use the results in making its recommendation for funding personal services. The appropriation also provides \$19,500 for position reclassifications as required by Chapter 237. In addition, the appropriation includes \$28,800 to fund the Accountability Pay Plan (Career Ladder Plan). A vacancy factor of 1%, or \$11,400, was deducted when the approved amount was computed.

(Continued)

^{1/} Prior to the expenditure of any voucher funds in excess of this amount, the School for the Deaf and the Blind shall report the intended use of the funds to the Joint Legislative Budget Committee.

^{2/} Represents General Appropriation Act funds. Appropriated as a modified lump sum for the program. The line items within "All Other Operating Exp." are shown for information only.

SCHOOL FOR THE DEAF AND THE BLIND -
ARIZONA DIAGNOSTIC TREATMENT AND EDUCATION CENTER (Cont'd)
GENERAL FUND

All Other Operating - The approved amount for Professional and Outside Services includes an additional \$1,500 for medical and hospital services. The approved amount for Other Operating includes the transfer of \$32,500 to the Tucson Campus program, with \$13,500 for Professional and Outside Services and \$19,000 for Other Operating. During FY 1988, 2 ADTEC diagnostic classes were converted into 2 educational classes to accommodate increased enrollment. Since educational support services for the classes are provided through the Tucson Campus program, the transfer realigns funding with program functions.

JLBC Analyst: Neisent

Barry L. Griffing, Ed.D., Superintendent (Tel. 628-5261)

GENERAL FUND	Fiscal 88 Actual	Fiscal 89 Estimate	Fiscal 90 Approved
FTE Positions	<u>273.4</u>	<u>277.9</u>	<u>282.4</u>
Personal Services	<u>6,016,100</u>	<u>6,595,600</u>	<u>7,153,200</u>
Employee Related Exp.	<u>1,168,700</u>	<u>1,456,000</u>	<u>1,559,200</u>
Prof. & Outside Services	347,500	190,400	221,800
Travel - State	41,400	22,600	23,300
Travel - Out of State	3,500	-0-	-0-
Other Operating Exp.	973,500	927,900	1,024,300
Food	40,000	133,900	133,900
Equipment	<u>227,900</u>	<u>295,100</u>	<u>193,600</u>
All Other Operating Exp.	<u>1,633,800</u>	<u>1,569,900</u>	<u>1,596,900</u>
OPERATION SUB-TOTAL	8,818,600	9,621,500	10,309,300
Special Education			
Institutional Voucher Fund	<u>(2,045,700)</u>	<u>(1,856,400)</u>	<u>(2,000,000)</u> ^{1/}
TOTAL APPROPRIATIONS	<u>6,772,900</u>	<u>7,765,100</u>	<u>8,309,300</u> ^{2/}

The approved amount includes \$45,800 in Personal Services and \$4,900 in Employee Related Expenditures for salary increases, and a decrease of \$191,200 in Employee Related Expenditures for the decreased retirement contribution.

Personal Services - The approved amount includes \$192,800 to provide inequity salary adjustments for teachers, credentialed specialists and other personnel unique to ASDB. The inequity adjustment is based upon a comparison of ASDB's salaries, by educational level, with similar personnel in school districts providing significant programs for sensory impaired children. Laws 1988, Chapter 237 provided that the Department of Administration (DOA) shall conduct salary inequity studies, and that the Joint Legislative Budget Committee (JLBC) shall use the results in making its recommendations for funding personal services. The appropriation also provides \$78,200 for position reclassifications as required by Chapter 237. In addition, the appropriation includes \$143,300 to fund the Accountability Pay Plan (Career Ladder Plan).

(Continued)

^{1/} Prior to the expenditure of any voucher funds in excess of this amount, the School for the Deaf and the Blind shall report the intended use of the funds to the Joint Legislative Budget Committee.

^{2/} Represents General Appropriation Act funds. Appropriated as a modified lump sum for the program. The line items within "All Other Operating Exp." are shown for information only.

SCHOOL FOR THE DEAF AND THE BLIND - TUCSON CAMPUS (Cont'd)
GENERAL FUND

Personal Services (Cont'd) - The approved amount includes \$95,500 to provide continued funding for 4.5 FTE positions employed on additional voucher funds received in FY 1989. The positions include 2 Academic Teachers, 1 Nurse, 1 Bus Aide and .50 Audiologist. A vacancy factor of 1%, or \$70,300, was deducted when the approved amount was computed.

All Other Operating - The approved amount for Professional and Outside Services includes \$13,500 transferred from Other Operating in the ADTEC program. Other Operating also includes \$19,000 transferred from Other Operating in the ADTEC program. During FY 1988, 2 ADTEC diagnostic classes were converted into 2 educational classes to accommodate increased enrollment. Since educational support services for the classes are provided through the Tucson Campus program, the transfer realigns funding with program functions. The approved amount for Professional and Outside Services also includes an additional \$8,900 for parent advisor and audiological services, an additional \$3,600 for medical and hospital services and a decrease of \$3,300 for contract transportation services. The approved amount for Other Operating includes an additional \$34,200 for telephone and postage expenses, an additional \$23,700 for utilities and a decrease of \$17,200 for risk management. The Equipment appropriation includes \$25,000 for non-educational equipment, \$50,000 for specialized educational equipment and \$118,600 for the second lease/purchase payment for 9 buses.

CAPITAL OUTLAY

Capital Outlay Bill - Chapter 302 (S.B. 1468) - The Capital Outlay Bill appropriates \$781,000 to the Department of Administration (DOA) for architectural and engineering fees for the following capital projects at the Tucson Campus:

o Auditorium	\$ 168,800
o Learning Resource Center	189,200
o Classroom Building	423,000
Total	<u>\$ 781,000</u>

The bill provides that the director of DOA shall proceed immediately with the lease-purchase financing for the construction of all 3 projects and, as promptly as possible, but no later than December 31, 1989, shall repay the General Fund from the proceeds of the issuance of the lease-purchase financing certificates in an amount equal to that expended from the appropriation.

JLBC Analyst: Neisent

Honorable C. Diane Bishop, Superintendent (Tel. 255-4361)

GENERAL FUND	Fiscal 88 Actual	Fiscal 89 Estimate	Fiscal 90 Approved
<u>Program Summary</u>			
State Board of Education	113,200	141,400	152,300
General Services Administration	7,443,100	8,349,700	8,124,000
Assistance to Schools	1,013,164,800	1,147,978,600	1,173,537,400
Vocational Education	<u>1,083,000</u>	<u>1,209,000</u>	<u>1,202,100</u>
TOTAL APPROPRIATIONS	<u>1,021,804,100</u>	<u>1,157,678,700</u>	<u>1,183,015,800</u>
<u>Expenditure Detail</u>			
FTE Positions	<u>179.8</u>	<u>180.8</u>	<u>183.8</u>
Personal Services	<u>4,703,200</u>	<u>5,215,300</u>	<u>5,285,400</u>
Employee Related Exp.	<u>896,200</u>	<u>1,165,700</u>	<u>1,062,700</u>
Prof. & Outside Services	429,200	489,900	500,000
Travel - State	113,200	86,800	121,200
Travel - Out of State	18,500	21,400	23,200
Other Operating Exp.	1,163,000	961,500	976,900
Equipment	<u>105,500</u>	<u>188,900</u>	<u>138,000</u>
All Other Operating Exp.	<u>1,829,400</u>	<u>1,748,500</u>	<u>1,759,300</u>
OPERATION SUB-TOTAL	7,428,800	8,129,500	8,107,400
Special Line Items ^{1/}	<u>1,014,375,300</u>	<u>1,149,549,200</u>	<u>1,174,908,400</u>
TOTAL APPROPRIATIONS	<u>1,021,804,100</u>	<u>1,157,678,700</u>	<u>1,183,015,800</u>

^{1/} Details for the Special Line Items are included on the individual program pages.

JLBC Analyst: Neisent

Honorable C. Diane Bishop, Superintendent (Tel. 255-4361) -

GENERAL FUND	Fiscal 88 Actual	Fiscal 89 Estimate	Fiscal 90 Approved
FTE Positions ^{1/}	<u>2.5</u>	<u>2.5</u>	<u>2.5</u>
Personal Services	<u>41,700</u>	<u>49,600</u>	<u>50,200</u>
Employee Related Exp.	<u>8,600</u>	<u>14,300</u>	<u>12,200</u>
Prof. & Outside Services	32,100	22,900	33,000
Travel - State	4,400	7,800	8,300
Travel - Out of State	400	4,900	5,100
Other Operating Exp.	26,000	38,000	39,600
Equipment	-0-	3,900	3,900
All Other Operating Exp.	<u>62,900</u>	<u>77,500</u>	<u>89,900</u>
TOTAL APPROPRIATIONS	<u>113,200</u>	<u>141,400</u>	<u>152,300</u> ^{2/}

The approved amount includes \$600 in Personal Services and \$100 in Employee Related Expenditures for salary increases, and a decrease of \$1,300 in Employee Related Expenditures for the decreased retirement contribution.

All Other Operating - The approved amount for Professional and Outside Services includes an additional \$3,000 for stipends and lectures and an additional \$7,100 for expenses associated with the operation and support of State Board committees required either by statute or State Board rule. The approved amount for Equipment provides funding for new chairs for State Board members.

ADDITIONAL LEGISLATION

School Finance; Budget - Chapter 273 (S.B. 1024) - Clarifies several sections of statute relating to school district budgets and programs, provides criteria by which monies approved by the Legislature for FY 1990 education programs will be allocated and defers \$100,000,000 in FY 1990 State Aid payments to July 1, 1990. Specifically, the bill provides for a new Group B weight in the State Aid formula for Limited English Proficient (LEP) students and prescribes the requirements by which school districts may qualify for the additional funding. The Legislature approved \$2,000,000 for LEP funding for FY 1990. The bill also provides that school districts that are in compliance with all statutes relating to programs for gifted students may apply to the State Board to receive additional funding for gifted programs. The bill provides that of the

(Continued)

^{1/} The number of FTE positions does not include the 9 members of the State Board of Education.

^{2/} Represents General Appropriation Act funds. Appropriated as a lump sum for the program. The line items are shown for information only.

DEPARTMENT OF EDUCATION - STATE BOARD OF EDUCATION (Cont'd)
GENERAL FUND

\$1,000,000 approved by the Legislature for gifted programs for FY 1990, \$900,000 will be allocated for direct grants to school districts, \$50,000 will be utilized to establish gifted demonstration and training sites and \$50,000 will be used by the Department of Education to provide staff for technical assistance and support to school districts.

The bill establishes a "second phase" of the K-3 at risk pilot project, for fiscal years 1990 through 1992. Grant eligibility is expanded to include schools or educational consortia. Of the additional \$2,500,000 approved by the Legislature for K-3 support for FY 1990, \$500,000 may be used to continue, strengthen and expand "first phase" projects, \$100,000 may be used by the Department of Education for technical assistance and evaluation and \$1,900,000 shall be used to fund new second phase projects.

The bill allows the Department of Education to reduce, in the following fiscal year, a career ladder district's State Aid should the district have at least 1% of its career ladder budget capacity unexpended at the end of the current fiscal year. The bill reallocates the FY 1990 expected savings in Basic State Aid, resulting from the unexpended career ladder funding, to the following programs:

- o \$80,000 to the Board of Regents for a study to determine the resource requirements for establishing a statewide education telecommunications network.
- o \$700,000 to provide additional assistance for the secondary level at risk pilot project established in FY 1989, with \$75,000 of this amount to be used to establish a pilot educational program within a county juvenile detention center and \$25,000 to be used by the Department of Education for technical assistance and evaluation. If the savings in unexpended career ladder funding is less than expected, a commensurate reduction shall be made in the monies allocated for the expansion of the secondary level at risk projects initiated in FY 1989.

In addition, the bill provides that accommodation schools may compute a Capital Levy Revenue Limit (CLRL) beginning in FY 1990.

The bill requires the State Board of Education to reduce, on a pro rata basis, the June 15, 1990 apportionment of Basic State Aid and Additional State Aid by \$100,000,000. If the June apportionment is estimated to be less than \$100,000,000, the remaining reduction shall be taken from the May 15 apportionment. The bill allows school districts to budget in FY 1991 for interest expenses associated with the registering of warrants related to the FY 1990 reduction.

(Continued)

DEPARTMENT OF EDUCATION - STATE BOARD OF EDUCATION (Cont'd)
GENERAL FUND

Augmented School Year - Chapter 96 (H.B. 2147) - Establishes a Joint Legislative Committee on Augmented School Year for Handicapped Pupils. The committee is to review federal laws pertaining to extended school year services and the state's responsibility to provide such services for handicapped pupils. The committee is also to review methods of funding extended school year services, to review methods of identifying pupils requiring such services and to develop a written report containing its findings and recommendations. The report is to be submitted to the President of the Senate and the Speaker of the House by December 31, 1989.

The bill also provides that the Special Education Advisory Committee prescribed in A.R.S. § 15-235 shall oversee the transition of educational services for handicapped pupils ages 3 through 5 from the Department of Economic Security (DES) to the Department of Education (ADE). The oversight shall include an effective diversion of funding from the Developmental Disabilities Division at DES to ADE, shall assure that a free appropriate public education will be available for all eligible children and shall assure the coordination of educational and non-educational services between ADE, local education agencies and DES. The committee shall present a semi-annual report of recommendations to the State Board of Education and in turn the State Board shall submit a semi-annual report of recommendations, for fiscal years 1990 through 1992, to the Governor and the Legislature.

Adult Education Committee - Chapter 101 (H.B. 2162) - Establishes an Adult Education Committee of the State Board of Education. The committee is to recommend to the State Board, by October 1, 1990, standards of accountability and evaluation for adult education programs. In addition, the committee is to evaluate, develop and recommend a formula for distributing federal and state adult education monies. The State Board shall submit a report to the Legislature by October 1 of each year detailing the work of the Adult Education Committee.

JLBC Analyst: Neisent

Honorable C. Diane Bishop, Superintendent (Tel. 255-4361)

GENERAL FUND	Fiscal 88 Actual	Fiscal 89 Estimate	Fiscal 90 Approved
FTE Positions	<u>151.0</u>	<u>152.0</u>	<u>155.0</u> ^{1/}
Personal Services	<u>3,855,200</u>	<u>4,278,600</u>	<u>4,337,200</u>
Employee Related Exp.	<u>738,800</u>	<u>958,400</u>	<u>881,100</u>
Prof. & Outside Services	333,400	402,100	402,100
Travel - State	96,000	69,100	99,400
Travel - Out of State	18,100	16,500	18,100
Other Operating Exp.	1,085,700	869,400	881,000
Equipment	<u>105,400</u>	<u>185,000</u>	<u>134,100</u>
All Other Operating Exp.	<u>1,638,600</u>	<u>1,542,100</u>	<u>1,534,700</u>
OPERATION SUB-TOTAL	6,232,600	6,779,100	6,753,000
Achievement Testing	872,000	970,000	907,300
Education Commission of the States	36,100	37,700	39,400
SLIAG Administration	-0-	207,000	207,000 ^{2/}
Special Education Audit	164,000	217,500	217,300
Teachers' Retirement	<u>138,400</u>	<u>138,400</u>	<u>-0-</u>
TOTAL APPROPRIATIONS	<u>7,443,100</u>	<u>8,349,700</u>	<u>8,124,000</u> ^{3/}

The approved amount includes \$52,900 in Personal Services and \$6,200 in Employee Related Expenditures for salary increases, and a decrease of \$113,900 in Employee Related Expenditures for the decreased retirement contribution.

(Continued)

- ^{1/} In addition, 5 FTE positions are funded in the Special Education Audit line item.
- ^{2/} These funds shall be available to the extent that the General Fund will be reimbursed for these expenditures by the State Legalization Impact Assistance Grants (SLIAG), authorized by section 204 of P.L. 99-603, the Immigration Reform and Control Act of 1986. It is the intent of the Legislature that the General Fund be fully reimbursed for this appropriation.
- ^{3/} Represents General Appropriation Act funds. Appropriated as a modified lump sum for the program. The line items within "All Other Operating Exp." are shown for information only.

DEPARTMENT OF EDUCATION - GENERAL SERVICES ADMINISTRATION (Cont'd)
GENERAL FUND

Personal Services - The approved amount includes funding for 3 additional FTE positions. Included in the appropriation is \$26,600 for 1 EDP Programmer Analyst II to coordinate and oversee the automation of the department's business and financial services functions, which include the budgeting, purchasing and accounting areas. The appropriation also includes funding for 2 FTE positions associated with the addition of a Group B weight in the State Aid formula for Limited English Proficient (LEP) students. The approved amount includes \$48,000 for 1 Education Program Specialist and 1 Secretary I to monitor and provide program support to districts relative to LEP funding. A vacancy factor of 2%, or \$85,900, was deducted when the approved amount was computed.

All Other Operating - The approved amount for In-State Travel includes an additional \$28,300 for increased motor pool mileage rates and for additional mileage. The approved amount also includes \$2,000 for travel associated with the new LEP program. The approved amount for Other Operating includes an additional \$2,000 for operating costs associated with the EDP Programmer Analyst II position and \$8,600 for operating costs associated with the new LEP positions. The Equipment appropriation includes \$128,800 to complete the automation of the department's budgeting, purchasing and accounting functions through the purchase of computer workstations, printers and software. The approved amount for Equipment also includes \$5,300 for equipment for the new LEP positions.

Achievement Testing - The approved amount provides funding for the test materials, scoring and cumulative match for the testing of approximately 515,000 students on nationally norm-referenced achievement tests. The Iowa Tests of Basic Skills will be used for grades 1 through 8 and the Tests of Achievement and Proficiency will be used for grades 9 through 12. Legislation enacted in 1988 provides that the Department of Education may sample test grades 1 and 12, except that individual school districts may request the testing of all their pupils in grades 1 or 12, or both.

SLIAG (State Legalization Impact Assistance Grants) Administration - The approved amount represents funding required for the administrative costs associated with the SLIAG grant monies (see Assistance to Schools program). The state General Fund will be reimbursed by the federal SLIAG grants for this "up-front" funding. The SLIAG grant monies are provided to applying states which provide educational services to certain illegal aliens who have become legal residents of the United States under the amnesty program established by Congress in 1986. All payments for educational services, whether provided by state and local education agencies or by private non-profit organizations, must go through the state Department of Education.

(Continued)

DEPARTMENT OF EDUCATION - GENERAL SERVICES ADMINISTRATION (Cont'd)
GENERAL FUND

Special Education Audit - A.R.S. § 15-236 provides that the Department of Education shall annually request a separate line item appropriation for program and fiscal audits of special education programs. The audits are designed to determine the degree of school district compliance with existing statutes and regulations and to ensure the appropriate placement of students in special education programs. The approved amount is based on the following objects of expenditure:

FTE Positions	<u>5.0</u>
Personal Services	\$138,800
Employee Related Expenditures	31,300
Prof. & Outside Services	17,700
Travel - State	7,500
Travel - Out of State	500
Other Operating Expenditures	20,500
Equipment	<u>1,000</u>
TOTAL	<u>\$217,300</u>

The approved amount includes \$1,700 in Personal Services and \$200 in Employee Related Expenditures for salary increases, and a decrease of \$3,700 in Employee Related Expenditures for the decreased retirement contribution.

Teachers' Retirement - A.R.S. § 38-747 provides that prior service credits be given members of the Arizona State Retirement System who were members of the Arizona Teachers' Retirement System prior to their membership in the state system. The state paid for the prior service credits, and the amount of \$138,400 was appropriated for each fiscal year beginning with FY 1980. The final payment was made in FY 1989.

ADDITIONAL LEGISLATION

Fingerprinting; School Personnel - Chapter 115 (H.B. 2368) - Requires noncertified school district personnel to be fingerprinted as a condition of employment beginning January 1, 1990, and provides that districts may charge the employee, up to \$20, for the costs of the fingerprinting. Also provides that noncertified personnel must certify on notarized forms that they are not awaiting trial or that they have never been convicted of certain criminal offenses in this state, or in another jurisdiction. Requires applicants for teacher certification to be fingerprinted as a condition of certification, beginning January 1, 1990, and provides that the Department of Education may charge applicants, up to \$20, for the costs of the fingerprints. Monies collected shall be deposited in the Fingerprint Revolving Fund, which is a nonreverting fund. Applicants for certification renewal and certified applicants applying for additional certificates shall not be required to be fingerprinted. Also provides that certification applicants certify on notarized forms that they are not awaiting trial or that they have never been convicted of certain criminal offenses, either in this state or another jurisdiction.

JLBC Analyst: Neisent

Honorable C. Diane Bishop, Superintendent (255-4361)

GENERAL FUND	Fiscal 88 Actual	Fiscal 89 Estimate	Fiscal 90 Approved
<u>Statutory Formula Programs</u>			
Basic State Aid	852,639,300	883,535,400	898,762,700
Prior Year State Aid	-0-	56,276,000 ^{5/}	80,250,000 ^{3/4/}
Additional State Aid	141,081,200	170,176,100	157,000,000 ^{6/}
Assistance to School Districts	266,500	331,900	340,000
Cert. of Ed. Convenience	6,567,300	6,200,000	7,529,300
Perm. Special Ed. Voucher	1,129,400	1,700,000	1,400,000
Perm. Spec. Ed. Inst. Voucher	3,658,200	4,200,000	4,500,000
Property Tax Repayment	180,000	-0-	-0-
<u>Non-Formula Programs</u>			
Academic Contest Fund	-0-	50,000	50,000
Academic Decathlon	50,000	81,700	81,200
Adult Education Assistance	1,050,000	1,050,000	3,050,000 ^{7/}
Arizona Principals' Institute	39,700	40,000	40,000
AZ Teacher Residency Program	443,700	446,300	445,200
ASSET	234,000	234,000	234,000
Chemical Abuse	375,300	422,100	421,100
Chemical Abuse - Chap. 307	193,700	-0-	-0-
Dropout Prevention	-0-	1,500,000	1,499,500
Gifted Support	-0-	-0-	1,000,000
K-3 Support	-0-	3,000,000	5,499,400
Jobs for Arizona Graduates	321,500	-0-	-0-
Preschool Handicapped	1,100,000	1,100,000	-0- ^{8/}
SLIAG Adult Education	-0-	12,500,000	6,300,000 ^{9/}
SLIAG K-12	-0-	1,300,000	1,300,000 ^{10/}
Special Education Tuition	-0-	100	-0-
Vocational Ed. Assistance	2,835,000	2,835,000	2,835,000
Vocational Ed. Prog. Support	1,000,000	1,000,000	1,000,000
TOTAL APPROPRIATIONS	<u>1,013,164,800</u>	<u>1,147,978,600</u>	<u>1,173,537,400</u> ^{11/}

(Continued)

^{1/} Laws 1989, Chapter 311 (S.B. 1140) provides that if the 39th Legislature reduces the employer's contribution rate to the Arizona State Retirement System below 5.09%, the appropriate reduction shall be reverted to the General Fund by the State Board of Education from Basic State Aid, or from Additional State Aid for those school districts not receiving equalization assistance, in an amount determined by the Staff Director of the Joint Legislative Budget Committee and the Director of the Executive Budget Office in consultation with the Arizona State Retirement System.

(Footnotes Continued on Following Page)

(Footnotes Continued From Previous Page)

The approved amount includes a reduction of \$46,632,400 for estimated savings in employer contributions to the State Retirement System for school district personnel. Laws 1989, Chapter 310 (S.B. 1129) provides that employer contributions to the State Retirement Plan for FY 1990 shall be reduced to 2%. The law provides that each school district shall report to the State Board of Education by October 1, 1989, the estimated savings for FY 1990 based on a rate reduction from 5.09% to 2%. Before May 1, 1990, each district shall calculate a final estimate of savings and before May 15, 1990, each school district shall decrease its Revenue Control Limit (RCL) and District Support Level (DSL) by the amount of the final estimate of employer contribution savings. Equalization assistance shall be determined on the adjusted RCL and DSL. School districts not qualifying for equalization assistance shall have their Additional State Aid reduced for FY 1990. The State Board may begin reducing State Aid apportionment payments beginning with the October 1989 payment.

2/ The approved amount includes a reduction of \$100,000,000 to reflect FY 1990 Basic State Aid payments deferred to FY 1991. Laws 1989, Chapter 273 provides that the State Board of Education shall reduce, on a pro rata basis, the June 15, 1990 apportionment of Basic State Aid and Additional State Aid required pursuant to A.R.S. § 15-973, by a total of \$100,000,000. If the June apportionment is less than \$100,000,000, the remaining reduction shall be taken from the May 15 apportionment. Also allows school districts to budget in FY 1991 for interest expenses associated with the registering of warrants related to the FY 1990 reduction. Laws 1989, Chapter 311 appropriates \$100,000,000 in FY 1991 for the FY 1990 apportionment reduction, with the funds to be disbursed on July 1, 1990 in amounts equal to the reductions taken in the June FY 1990 payment. The bill also appropriates \$313,000 in FY 1991 to the State Board of Education for distribution, on July 1, 1990, to school districts if the districts incurred interest expenses associated with the registering of warrants related to the FY 1990 reduction.

3/ The approved amount includes \$1,925,000 to provide funding for the new Limited English Proficient (LEP) weight in the State Aid formula as specified in Laws 1989, Chapter 273.

4/ Laws 1989, Chapter 273 allows the Department of Education to reduce, in the following fiscal year, a career ladder district's State Aid should the district have at least 1% of its career ladder budget capacity unexpended at the end of the current fiscal year. Chapter 273 reallocates \$80,000 of the FY 1990 expected savings in Basic State Aid, resulting from unexpended career ladder funding, to the Board of Regents for a study to determine the resource requirements for establishing a statewide education telecommunications network. In addition, Chapter 273 reallocates \$700,000 for additional assistance for the secondary level pilot project initiated in FY 1989 for pupils in grades 7 through 12 who are at risk of dropping out of school prior to completing high school graduation requirements. Chapter 273 also provides that accommodation schools may compute a Capital Levy Revenue Limit (CLRL) for FY 1990.

(Footnotes Continued on Following Page)

DEPARTMENT OF EDUCATION - ASSISTANCE TO SCHOOLS (Cont'd)
GENERAL FUND

(Footnotes Continued From Previous Page)

- 5/ Laws 1988, Chapter 9 required the State Board of Education to reduce, on a pro rata basis, the June 1988 apportionment of Basic State Aid and Additional State Aid by \$56,100,000. Chapter 9 appropriated \$56,100,000 in FY 1989, with the amount to be disbursed on July 1, 1988. Chapter 9 also appropriated \$176,000 to the State Board for distribution to school districts incurring interest expenses associated with the registering of warrants related to the FY 1988 State Aid reduction.
- 6/ Laws 1988, Chapter 296 required the State Board of Education to reduce, on a pro rata basis, the June 1989 apportionment of Basic State Aid and Additional State Aid by \$80,000,000. Laws 1988, Chapter 260 appropriated \$80,000,000 in FY 1990, with the funds to be disbursed on July 1, 1989. Chapter 260 also appropriated \$250,000 to the State Board for distribution to school districts incurring interest expenses associated with the registering of warrants related to the FY 1989 State Aid reduction.
- 7/ It is the intent of the Legislature that no more than 10% of the \$3,050,000 appropriated for adult education assistance may be used by the Department of Education for operating the Division of Adult Education. It is also the intent of the Legislature that the greatest possible proportion of monies appropriated for adult education programs be devoted to instructional, rather than administrative, aspects of the programs.
- 8/ Laws 1988, Chapter 281 provides for the inclusion of preschool handicapped children, ages 3 to 5, in the Group A support level category in the State Aid formula and allows school districts to begin budgeting for such pupils in FY 1990. The FY 1990 Basic State Aid appropriation includes \$3,000,000 to provide funding for preschool handicapped children.
- 9/ The \$6,300,000 appropriated for state legalization impact assistance-adult education shall be available to the extent that the General Fund will be reimbursed for these expenditures by the State Legalization Impact Assistance Grants, authorized by section 204 of P.L. 99-603, the Immigration Reform and Control Act of 1986. It is the intent of the Legislature that the General Fund be fully reimbursed for this appropriation.
- 10/ The \$1,300,000 appropriated for state legalization impact assistance-kindergarten through grade 12 shall be available to the extent that the General Fund will be reimbursed for these expenditures by the State Legalization Impact Assistance Grants, authorized by section 204 of P.L. 99-603, the Immigration Reform and Control Act of 1986. It is the intent of the Legislature that the General Fund be fully reimbursed for this appropriation.
- 11/ Represents General Appropriation Act funds. Appropriated as a lump sum for each program.

DEPARTMENT OF EDUCATION - ASSISTANCE TO SCHOOLS (Cont'd)
GENERAL FUND

STATUTORY FORMULA PROGRAMS

Basic State Aid Entitlement - The General Fund appropriation, when combined with the General Fund appropriation made pursuant to Laws 1989, Chapter 311, reflects the major portion of the estimated \$1,043,762,700 total requirement for basic state support aid. The difference between the estimated total amount required and the General Fund amount appropriated will be funded by expendable income derived from the Permanent State Common School Fund together with receipts derived from any other source and will be expended, whenever possible, prior to expenditure of General Fund monies. The General Fund appropriation, when combined with other monies in the State School Fund, provides basic state support to school districts for maintenance and operation, transportation and capital outlay funding as provided by A.R.S. § 15-973. This aid is based upon a weighted student count and a qualifying tax rate upon the assessed valuation of the districts.

The approved amount is based on an increase of 3.4% in the G.N.P. Price Deflator, bringing the Base Level to \$2,281.00. It is also based on an FY 1989 estimated student count of 576,714.277 (417,726.138 elementary Average Daily Membership (ADM) and 158,988.139 secondary ADM) and an increase in 1989 overall assessed valuation of approximately 4.0%. The approved amount is based on the following computation:

FY 1990 Equalization Requirement	\$1,190,157,500
Add:	
Sudden Growth	12,517,000
CEC's and Transportation - Unorganized Districts	<u>1,100,000</u>
Total Equalization Requirement	1,203,774,500
Deduct:	
County Equalization	102,779,400
Public Law 81-874	10,600,000
Endowments	<u>45,000,000</u>
Required Funding	1,045,395,100
Less Other Legislation:	
Chapter 273 (S.B. 1024)	100,000,000
Chapter 310 (S.B. 1129)	<u>46,632,400</u>
FY 1990 General Fund Appropriation	<u>\$ 898,762,700</u>

(Continued)

DEPARTMENT OF EDUCATION - ASSISTANCE TO SCHOOLS (Cont'd)
 GENERAL FUND

Additional State Aid to Schools - This appropriation is made to enable the state to carry out the requirements of A.R.S. § 15-972. The Additional State Aid for education provided by this appropriation shall be apportioned as provided in A.R.S. § 15-973.

The approved amount is based on an increase of 7% in Class Five (residential) assessed valuation in 1989 and an average increase of 2% in school district tax rates. Laws 1988, Chapter 271 amended A.R.S. § 15-972 to provide that the maximum state reduction in property taxes for any residential parcel shall not exceed \$500.

Assistance to Public School Districts for Children of State Employees - For the assistance of school districts in educating the children of certain state employees as prescribed by A.R.S. § 15-976.

Certificates of Educational Convenience - For the reimbursement of school districts that have students enrolled on certificates of educational convenience as provided by A.R.S. § 15-825.

The approved amount is based on an FY 1990 estimated ADM of 1,410 and an estimated average cost of \$5,340 per ADM.

Permanent Special Education Voucher Fund - For special education costs of students placed in private institutions by the Department of Economic Security, Department of Corrections or the Juvenile Courts, as provided by A.R.S. § 15-1182.

The approved amount is based on the following estimated student counts and FY 1990 rates per ADM:

	<u>ADM</u>	<u>Rate</u>
Group A	290	\$4,712.01
Multiply Handicapped	4	7,832.42

Permanent Special Education Institutional Voucher Fund - For special education costs of students attending the Arizona School for the Deaf and the Blind and developmentally disabled programs operated by the Department of Economic Security in accordance with A.R.S. § 15-1202.

The approved amount is based on the following student counts and FY 1990 rates per ADM:

	<u>ADM</u>	<u>Rate</u>
Group A	2	\$4,712.01
Visually Handicapped	89	9,045.92
Hearing Handicapped	390	7,704.69
Multiply Handicapped	43	7,832.42
Multiply Handicapped Severely		
Sensory Impaired	27	11,555.02
Trainable Mentally Handicapped	2	7,088.81
Physically Handicapped	2	8,471.10

(Continued)

DEPARTMENT OF EDUCATION - ASSISTANCE TO SCHOOLS (Cont'd)
GENERAL FUND

NON-FORMULA PROGRAMS

Academic Contest Fund - The Academic Contest Fund was established by Laws 1988, Chapter 308. Monies in the fund are to be used to send state level winners of academic contests and their chaperons to the national levels of the contests.

Academic Decathlon - The amount appropriated shall be used solely for the purpose of paying administrative and material costs incurred in support of the Academic Decathlon and other academic events. The appropriation is based on the following objects of expenditure:

FTE Positions	<u>1.0</u>
Personal Services	\$ 32,900
Employee Related Expenditures	7,600
Prof. & Outside Services	3,600
Travel - State	2,000
Travel - Out of State	1,000
Other Operating Expenditures	<u>34,100</u>
TOTAL	<u>\$ 81,200</u>

The approved amount includes \$400 in Personal Services for salary increases, and a decrease of \$900 in Employee Related Expenditures for the decreased retirement contribution.

Adult Education Assistance - For classes in adult basic education, general education development and citizenship on a statewide basis. The approved amount provides an increase of \$2,000,000 above the FY 1989 level. The approved amount will be distributed by the Department of Education based on a formula which allocates \$300 per adult student for 80 hours of instruction. Laws 1989, Chapter 101 establishes an adult education committee of the State Board of Education. Before October 1, 1990, the committee is to recommend to the State Board standards of accountability and evaluation for adult education programs and to develop a formula for distributing federal and state adult education monies.

Arizona Principals' Institute - The approved amount continues funding in support of the Institute as established by Laws 1984, Chapter 348. Monies are to be used for the costs of administering the Principals' Institute and for the instructional or program costs of the Institute.

(Continued)

DEPARTMENT OF EDUCATION - ASSISTANCE TO SCHOOLS (Cont'd)
GENERAL FUND

Arizona Teacher Residency Program - The appropriation is made to provide a comprehensive, skill-based program of on-the-job training and observation for graduates of colleges of education. The appropriation is based on the following objects of expenditure:

FTE Positions	<u>3.0</u>
Personal Services	\$ 86,300
Employee Related Expenditures	19,600
Prof. & Outside Services	11,700
Travel - State	3,000
Travel - Out of State	1,000
Other Operating Expenditures	32,800
Assistance to School Districts	<u>290,800</u>
TOTAL	<u>\$445,200</u>

The approved amount includes \$1,100 in Personal Services and \$100 in Employee Related Expenditures for salary increases, and a decrease of \$2,300 in Employee Related Expenditures for the decreased retirement contribution.

ASSET (Arizona School Services through Educational Technology) - The approved amount provides funding to assist districts in enhancing educational instruction through television coursework. The appropriation provides approximately \$160,000 for the payment of transmission costs and approximately \$74,000 for the shipping and distribution of printed materials.

Chemical Abuse - The approved amount continues funding in support of the Chemical Abuse program as established by Laws 1985, Chapter 242. Monies are to be used to assist school districts with the costs of programs designed to prevent chemical abuse by pupils in kindergarten programs and grades 1 through 12. The appropriation is based on the following objects of expenditure:

FTE Positions	<u>2.0</u>
Personal Services	\$ 74,000
Employee Related Expenditures	12,700
Prof. & Outside Services	11,700
Travel - State	3,000
Travel - Out of State	1,000
Other Operating Expenditures	9,400
Assistance to School Districts	<u>309,300</u>
TOTAL	<u>\$421,100</u>

The approved amount includes \$900 in Personal Services and \$100 in Employee Related Expenditures for salary increases, and a decrease of \$2,000 in Employee Related Expenditures for the decreased retirement contribution.

(Continued)

DEPARTMENT OF EDUCATION - ASSISTANCE TO SCHOOLS (Cont'd)
GENERAL FUND

Dropout Prevention - Laws 1988, Chapter 308 established a 4 year pilot project of grants to school districts having large percentages of pupils in grades 7 through 12 who are at risk of dropping out of school prior to completing high school graduation requirements. The appropriation is based on the following objects of expenditure:

FTE Positions	<u>1.5</u>
Personal Services	\$ 34,300
Employee Related Expenditures	9,700
Prof. & Outside Services	73,000
Travel - State	5,000
Travel - Out of State	3,000
Other Operating Expenditures	24,500
Assistance to School Districts	<u>1,350,000</u>
TOTAL	<u>\$1,499,500</u>

The approved amount includes \$400 in Personal Services for salary increases, and a decrease of \$900 in Employee Related Expenditures for the decreased retirement contribution.

Gifted Support - Laws 1989, Chapter 273 (S.B. 1024) provides for the establishment of a program of grants for additional services to meet the educational needs of gifted pupils and to establish school district gifted demonstration and training sites. The bill provides that a school district which complies with the statutory provisions relating to programs for gifted students may apply to the State Board of Education for additional funding equal to \$55 per pupil for 3% of its student count, or \$1,000, whichever is more. Chapter 273 provides that \$900,000 of the appropriation shall be allocated for direct grants to school districts, \$50,000 shall be utilized to establish gifted demonstration and training sites and \$50,000 shall be used by the Department of Education to provide staff for technical assistance and support to school districts.

(Continued)

DEPARTMENT OF EDUCATION - ASSISTANCE TO SCHOOLS (Cont'd)
 GENERAL FUND

K-3 Support - Laws 1988, Chapter 308 established a 4 year pilot project of grants to school districts having large percentages of pupils in kindergarten programs and grades 1 through 3 who are at risk of not succeeding in the educational system. Laws 1989, Chapter 273 (S.B. 1024) establishes a second phase of the K-3 at risk pilot project, for fiscal years 1990 through 1992. Of the additional \$2,500,000 approved by the Legislature for K-3 support for FY 1990, \$500,000 may be used to strengthen and expand first phase projects, \$100,000 may be used by the Department of Education for technical assistance and evaluation and \$1,900,000 shall be used to fund new second phase projects. The appropriation is based on the following objects of expenditure:

FTE Positions	<u>2.0</u>
Personal Services	\$ 49,100
Employee Related Expenditures	11,600
Prof. & Outside Services	256,200
Travel - State	2,000
Travel - Out of State	1,000
Other Operating Expenditures	69,500
Equipment	10,000
Assistance to School Districts	<u>5,100,000</u>
TOTAL	<u>\$5,499,400</u>

The approved amount includes \$600 in Personal Services and \$100 in Employee Related Expenditures for salary increases, and a decrease of \$1,300 in Employee Related Expenditures for the decreased retirement contribution.

SLIAG (State Legalization Impact Assistance Grants) Adult Education and K-12- The appropriated amounts for these line items represent funding required for the adult education and K-12 education costs associated with the SLIAG grant monies. The state General Fund will be reimbursed by the federal SLIAG grants for this "up-front" funding. The SLIAG grant monies are provided to applying states which provide educational services to certain illegal aliens who have become legal residents of the United States under the amnesty program established by Congress in 1986. All payments for educational services, whether provided by state and local education agencies or by private non-profit organizations, must go through the state Department of Education.

Vocational Education Assistance - For assistance to school districts offering vocational education as provided by A.R.S. § 15-787.

Vocational Education Program Support - The approved amount is in addition to the \$2.8 million in state assistance for vocational education programs. These monies shall be available to local school districts with an emphasis on entry-level skill preparation, and based upon established standards of program quality.

(Continued)

DEPARTMENT OF EDUCATION - ASSISTANCE TO SCHOOLS (Cont'd)
GENERAL FUND

ADDITIONAL LEGISLATION

State Juvenile Educational System - Chapter 266 (S.B. 1034) - Establishes a State Juvenile Educational System, beginning in FY 1992, and provides for the calculation and apportionment of equalization assistance for the system. Provides that the Director of the Department of Corrections (DOC) and the Superintendent of Public Instruction shall agree on a superintendent to manage the system. All persons employed to work in the system shall hold appropriate certificates as prescribed by the State Board of Education. The system shall provide appropriate educational services to all youth offenders as required by state and federal law and shall provide appropriate educational services to youth offenders who have not received a high school diploma or a high school certificate of equivalency. Establishes a State Juvenile Educational System Board comprised of the Superintendent of Public Instruction, the Director of the DOC and 3 members appointed by the Governor. The board shall provide advice on the administration of the system, prescribe a minimum course of study and establish goals for pupil progress and achievement. The bill provides that the state juvenile educational system, beginning with FY 1993, shall not receive 25% of its equalization assistance unless it has applied for accreditation by the North Central Association of Colleges and Secondary Schools. Beginning with FY 1996, the system shall not receive 25% of its equalization assistance unless it is accredited by the North Central Association of Colleges and Secondary Schools. State equalization assistance and other state and federal monies received from the Department of Education (ADE) shall be deposited in the newly created State Juvenile Education Fund and shall be used only for the State Juvenile Educational System. For additional information see Department of Corrections - Juvenile Services.

Taxation - Chapter 312 (S.B. 1141) - Provides that a property tax levy equal to one-half the Qualifying Tax Rate (QTR) shall be levied on property not located in a school district. The monies received shall be transmitted by the County Treasurer to the State Treasurer to be deposited in the General Fund to aid in school financial assistance. Class 5 properties are eligible for the Additional State Aid tax reduction prescribed in A.R.S. § 15-972, except that the state shall not actually make the payments. Also provides that an additional property tax shall be levied in school districts not eligible for equalization assistance ("zero aid districts") as prescribed by A.R.S. § 15-971. The amount that shall be levied is the difference between the districts's equalization base as prescribed by A.R.S. § 15-971 and the levy which would be produced by one-quarter of the QTR. Monies collected shall be transmitted to the State Treasurer for deposit in the General Fund to aid in school financial assistance. Class 5 properties are eligible for the Additional State Aid tax reduction prescribed in A.R.S. § 15-972, except that the state shall not actually make the payments.

JLBC Analyst: Neisent

Honorable C. Diane Bishop, Superintendent (Tel. 255-4361)

GENERAL FUND	Fiscal 88 Actual	Fiscal 89 Estimate	Fiscal 90 Approved
FTE Positions	<u>26.3</u>	<u>26.3</u>	<u>26.3</u>
Personal Services	<u>806,300</u>	<u>887,100</u>	<u>898,000</u>
Employee Related Exp.	<u>148,800</u>	<u>193,000</u>	<u>169,400</u>
Prof. & Outside Services	63,700	64,900	64,900
Travel - State	12,800	9,900	13,500
Other Operating Exp.	51,300	54,100	56,300
Equipment	<u>100</u>	<u>-0-</u>	<u>-0-</u>
All Other Operating Exp.	<u>127,900</u>	<u>128,900</u>	<u>134,700</u>
TOTAL APPROPRIATIONS	<u>1,083,000</u>	<u>1,209,000</u>	<u>1,202,100</u> ^{1/2/3/}

The approved amount includes \$11,100 in Personal Services and \$1,200 in Employee Related Expenditures for salary increases, and a decrease of \$23,900 in Employee Related Expenditures for the decreased retirement contribution.

- 1/ The above appropriation is made to enable the state to cooperate with the federal government in carrying out the provisions of an act of Congress approved February 23, 1917 and acts amendatory and supplementary thereto, providing for the promotion and development of cooperative vocational education.
- 2/ The appropriation represents 50% of the total cost of the Vocational Education Program which is required to be funded by the State of Arizona under Public Law 94-482.
- 3/ Represents General Appropriation Act funds. Appropriated as a lump sum for the program. The line items are shown for information only.

JLBC Analyst: Hernandez

Mike Weber, Director (Tel. 628-5774)

GENERAL FUND	Fiscal 88 Actual	Fiscal 89 Estimate	Fiscal 90 Approved
FTE Positions	46.3	46.3	47.3
Personal Services	1,032,200	1,014,800	1,049,100
Employee Related Exp.	203,600	224,700	229,000
Prof. & Outside Services	44,900	33,800	87,500
Travel - State	7,500	8,600	9,900
Travel - Out of State	400	-0-	-0-
Other Operating Exp.	386,400	500,300	522,600
Equipment	37,300	33,600	50,800
All Other Operating Exp.	476,500	576,300	670,800
OPERATION SUB-TOTAL	1,712,300	1,815,800	1,948,900
Journal of Arizona History	5,000	5,000	5,000
Historical Society Grants	30,000	30,000	30,000
Library Acquisitions	800	1,500	1,500
TOTAL APPROPRIATIONS	1,748,100	1,852,300	1,985,400 ^{1/}

The approved amount includes \$13,000 in Personal Services and \$1,400 in Employee Related Expenditures for salary increases, and a decrease of \$27,900 in Employee Related Expenditures for the decreased retirement contribution.

Personal Services - The approved amount includes funding for a new Museum Curator I position to design exhibits for the new museum in Papago Park and to inventory and prepare historical collections for the move. The appropriation also includes a 2% vacancy factor.

All Other Operating - The appropriation includes \$76,600 for equipment needed in the new museum, travel expenses, professional services for audio/visual production and exhibit construction, and moving expenses.

(Continued)

^{1/} Represents General Appropriation Act funds. Appropriated as a modified lump sum for the agency. The line items within "All Other Operating Exp." are shown for information only.

ARIZONA HISTORICAL SOCIETY (Cont'd)
GENERAL FUND

CAPITAL OUTLAY

Capital Outlay Bill - Chapter 302 (S.B. 1468) - The Capital Outlay Bill appropriates \$240,000 from the General Fund as follows:

o Fire Sprinklers \$190,000

This appropriation is to purchase and install fire sprinklers in the portions of the Tucson Museum which were constructed in 1954 and 1962 and have no fire protection. Monies were appropriated last year for engineering the installation and this appropriation completes the project.

o Molina Block Renovation 50,000

This funding will allow the society to engage professional services and begin renovation of the historic Molina Block in Yuma. This will be a multi-year project. The Arizona Historical Society will raise private sector funding for the acquisition of this property.

Total Capital Outlay Appropriations \$240,000

Kenneth Kimsey, Ph.D., Museum Director (Tel. Prescott 445-3122)

GENERAL FUND	Fiscal 88 Actual	Fiscal 89 Estimate	Fiscal 90 Approved
FTE Positions	<u>14.5</u>	<u>14.5</u>	<u>15.5</u>
Personal Services	<u>298,500</u>	<u>314,800</u>	<u>334,000</u>
Employee Related Exp.	<u>68,500</u>	<u>97,500</u>	<u>101,100</u>
Prof. & Outside Services	4,800	3,200	5,000
Travel - State	300	300	300
Other Operating Exp.	50,300	64,800	70,000
Equipment	<u>19,900</u>	<u>800</u>	<u>3,500</u>
All Other Operating Exp.	<u>75,300</u>	<u>69,100</u>	<u>78,800</u>
TOTAL APPROPRIATIONS	<u>442,300</u>	<u>481,400</u>	<u>513,900</u> ^{1/}

The approved amount includes \$4,100 in Personal Services and \$500 in Employee Related Expenditures for salary increases, and a decrease of \$8,900 in Employee Related Expenditures for the decreased retirement contribution.

Personal Services - The approved amount includes funding for a new Building Maintenance Technician I position.

Equipment - The appropriation includes \$3,500 to purchase a tractor/snowblower for snow removal and garden maintenance.

CAPITAL OUTLAY

Capital Outlay Bill - Chapter 302 (S. B. 1468) - The Capital Outlay Bill appropriates \$67,000 from the General Fund as follows:

- o Land Acquisition Gurley Street \$25,000
 The appropriation is for the annual lease/purchase payment for acquisition of the Gurley Street property. The acquisition of the property was approved by the Legislature in 1986.

- o Land Acquisition Summit Street 42,000
 This appropriation is for the final payment of the Summit Street property. This property was acquired in 1984 with payments for the acquisition coming from rental revenues. This final payment will complete the acquisition.

(Continued)

^{1/} Represents General Appropriation Act funds. Appropriated as a lump sum for the agency. The line items are shown for information only.

PRESCOTT HISTORICAL SOCIETY (Cont'd)
GENERAL FUND

Both purchases allow the state to acquire land surrounding the Sharlot Hall Museum and prevent inappropriate commercial development adjacent to the state's historic structures. The property acquisition also provides increased space for museum exhibits.

Total Capital Outlay Appropriations

\$67,000

JLBC Analyst: Flanders

Andrew M. Goldner, Ph.D., Vice Chairman of the Board (Tuc. Tel. 626-7145)

GENERAL FUND	Fiscal 88 Actual	Fiscal 89 Estimate	Fiscal 90 Approved
Medical Student Loans	<u>75,000</u>	<u>10,000</u>	<u>5,000</u>

Medical Student Loans - The amount appropriated to the Board shall be deposited in the Medical Student Loan Fund as prescribed by A.R.S. § 15-1725. The appropriated amount along with the available student loan fund will provide funding for 20 medical students. These loans are available to Arizona residents who agree to provide medical services in medically under-served areas of the state. Loans are limited to \$6,000 per year per student, and can not exceed a period of four years.

RECEIPTS, EXPENDITURES AND BALANCES FORWARD

	Fiscal 88 Actual	Fiscal 89 Estimate	Fiscal 90 Estimate
Balance Beg. of Fiscal Year	42,200	115,500	111,600
Add: Loan Collections	124,300	88,100	18,600
General Fund	<u>75,000</u>	<u>10,000</u>	<u>5,000</u>
 TOTAL FUNDS AVAILABLE	 241,500	 213,600	 135,200
 Medical Student Loans	 <u>(126,000)</u>	 <u>(102,000)</u>	 <u>(120,000)</u>
 BALANCE END OF FISCAL YEAR	 <u>115,500</u>	 <u>111,600</u>	 <u>15,200</u>

BOARD OF REGENTS - REGENTS, STAFF AND
 WESTERN INTERSTATE COMMISSION FOR HIGHER EDUCATION (WICHE),
 AND COMMISSION FOR POSTSECONDARY EDUCATION

A.R.S. 15-1621

JLBC Analyst: Lee

Margaret C. Broad, Executive Director (Tel. 255-4082)

GENERAL FUND	Fiscal 88 Actual	Fiscal 89 Estimate	Fiscal 90 Approved
FTE Positions	<u>34.75</u>	<u>39.75</u>	<u>43.75</u>
Personal Services	<u>1,277,800</u>	<u>1,515,100</u>	<u>1,649,400</u>
Employee Related Exp.	<u>221,400</u>	<u>314,400</u>	<u>277,600</u>
Prof. & Outside Services	7,500	-0-	-0-
Travel - State	16,800	20,800	23,600
Other Operating Exp.	182,700	199,500	266,700
Equipment	-0-	-0-	7,000
All Other Operating Exp.	<u>207,000</u>	<u>220,300</u>	<u>297,300</u>
OPERATION SUB-TOTAL	1,706,200	2,049,800	2,224,300
WICHE Office	59,000	62,000	65,100
WICHE Student Subsidies	1,806,100	1,823,500	1,944,100
Course Equivalency Guide	12,100	12,100	12,600
St. Student Incentive Grant	1,143,000	1,238,000	1,238,000 ^{1/2/}
Statewide Planning	119,900	-0-	-0-
Teacher Loan Forgiveness Prog.	-0-	100,000	100,000
Postsecondary Data Project	<u>19,100</u>	<u>-0-</u>	<u>-0-</u>
TOTAL APPROPRIATIONS	<u>4,865,400</u>	<u>5,285,400</u>	<u>5,584,100</u> ^{3/4/}

(Continued)

1/ The \$1,238,000 appropriated for State Student Incentive Grant is to be used to make grants under the Arizona State Student Incentive Grant program administered by the Arizona Commission for Postsecondary Education. Grants may be made according to the provisions of applicable federal and state laws and regulations relating to this program to Arizona residents who demonstrate financial need and who are attending, on at least a half-time basis, an approved program at a properly accredited Arizona postsecondary educational institution.

2/ Each participating institution, public or private, in order to be eligible to receive state matching funds under the State Student Incentive Grant program for grants to students, shall provide an amount of institutional matching funds which shall be equal to the amount of funds provided by the state to the institution for the State Student Incentive Grant program. Administrative expenses may be paid from nonfederal program funds provided such payment does not reduce state appropriated matching funds necessary to receive the maximum federal State Student Incentive Grant funds.

(Footnotes Continued on Following Page)

BOARD OF REGENTS - REGENTS STAFF AND
 WESTERN INTERSTATE COMMISSION FOR HIGHER EDUCATION (WICHE),
 AND COMMISSION FOR POSTSECONDARY EDUCATION (Cont'd)
 GENERAL FUND

The approved amount includes \$20,300 in Personal Services and \$1,900 in Employee Related Expenditures for salary increases, and a decrease of \$43,800 in Employee Related Expenditures for the decreased retirement contribution.

Personal Services - The approved amount provides funding for 4 new positions; a Computer Programmer, a Data Specialist, a Capital Programs Analyst and a Secretary.

Other Operating Expenditures - The approved amount includes \$144,500 for commercial lease of office space.

WICHE Office Expenses - The appropriated amount provides for Arizona's annual pro rata share of administrative expenses for the Western Interstate Commission for Higher Education.

(Continued)

(Footnotes Continued From Previous Page)

3/ Represents General Appropriation Act funds. Appropriated as a modified lump sum for the agency. The line items within "All Other Operating Exp." are shown for information only.

4/ In addition to the General Fund amount shown, it is anticipated that \$630,200 will be available for operating expenditures from local funds which include \$379,900 from indirect cost revenues and \$250,300 from institutional SSIG funds. In addition to the SSIG federal and institutional matches and post-secondary projects fund, the operating budget of the local funds is based upon the following objects of expenditures:

	Indirect Cost Revenues	SSIG	Other	Total
FTE Positions	2.0	4.0	-	6.0
Personal Services	\$ 117,900	\$ 134,400	-	\$ 252,300
Employee Related Exp.	23,100	18,500	-	41,600
All Other Operating Exp.	<u>238,900</u>	<u>97,400</u>	-	<u>336,300</u>
OPERATION SUB-TOTAL	379,900	250,300	-	630,200
SSIG Federal Match	-0-	1,238,000	-	1,238,000
SSIG Institutional Match	-0-	987,700	-	987,700
Post-Secondary Projects	-	-	6,500	<u>6,500</u>
TOTAL	<u>\$ 379,900</u>	<u>\$2,476,000</u>	<u>\$ 6,500</u>	<u>\$2,862,400</u>

BOARD OF REGENTS - REGENTS, STAFF AND
 WESTERN INTERSTATE COMMISSION FOR HIGHER EDUCATION (WICHE),
 AND COMMISSION FOR POSTSECONDARY EDUCATION (Cont'd)
 GENERAL FUND

WICHE Student Subsidies - The approved amount provides funding for subsidies to 103 continuing WICHE students and 35 new WICHE students in the fields of study shown below:

<u>Field of Study</u>	<u>Continuing Students</u>	<u>New Students</u>	<u>Amount</u>
Osteopathy	8	2	\$ 105,000
Dentistry	25	9	425,100
Veterinary Medicine	51	18	1,269,600
Occupational Therapy	6	3	42,000
Optometry	13	3	102,400
TOTAL	<u>103</u>	<u>35</u>	<u>\$ 1,944,100</u>

Course Equivalency Guide - The approved amount provides funding for the publishing of the Course Equivalency Guide to help community college students become familiar with courses and identify transfer requirements to 4-year institutions.

State Student Incentive Grant Program - The approved amount is to match federal funds for scholarships to students who attend accredited post-secondary educational institutions in the state and who demonstrate financial need.

Teacher Loan Forgiveness Program - The approved amount provides funding for a loan forgiveness incentive program to encourage students in the 3 universities under the jurisdiction of the Board to prepare for teaching positions and seek employment in school districts in this state which are identified as having high proportions of economically disadvantaged and at risk pupils. The sum of \$100,000 is appropriated for deposit in the Teacher Loan Forgiveness Fund for the purpose of implementing the Teacher Loan Forgiveness Program.

ADDITIONAL APPROPRIATIONS

Financial Aid Trust Fund - Chapter 123 (H.B. 2144) - Authorizes the Board of Regents to establish a Financial Aid Trust Fund for the purposes of providing immediate aid to students with verifiable financial need and creating an endowment for future financial aid. The sum of \$1,036,000 is appropriated from the state General Fund to the Board of Regents for FY 1990 to distribute to the universities for purposes of the financial aid trust fund.

CAPITAL OUTLAY

Capital Outlay Bill - Chapter 302 (S.B. 1468) - The Capital Outlay Bill, Sec. 1 appropriates \$6,815,200 from the General Fund to the Board of Regents for major maintenance and repair activities to be allocated by the Board of Regents to the three state universities.

(Continued)

BOARD OF REGENTS - REGENTS STAFF AND
WESTERN INTERSTATE COMMISSION FOR HIGHER EDUCATION (WICHE),
AND COMMISSION FOR POSTSECONDARY EDUCATION (Cont'd)
GENERAL FUND

The Board shall require each university to establish a major maintenance and repair account for deposit of amounts allocated to the university from the appropriation made to the Board. Amounts deposited in the account shall be annually audited by the Board.

The approved monies may only be used for maintenance and repair of buildings on the state buildings inventory approved by the Joint Committee on Capital Review. The monies appropriated may not be spent on infrastructure replacement or repairs unless specific approval is given by the Joint Committee on Capital Review.

JLBC Analyst: Lee

Richard E. Peck, Ph.D., Interim President (Tel. 965-9606)

GENERAL FUND	Fiscal 88 Actual	Fiscal 89 Estimate	Fiscal 90 Approved
FTE Positions ^{1/}	<u>4,471.4</u>	<u>4,645.4</u>	<u>4,850.6</u>
Personal Services	<u>128,654,500</u>	<u>139,759,700</u>	<u>147,502,500</u> ^{2/}
Employee Related Exp.	<u>21,040,300</u>	<u>28,185,100</u>	<u>27,850,800</u>
Prof. & Outside Services	3,042,400	1,299,400	1,537,400
Travel - State	213,800	286,900	363,600
Travel - Out of State	1,029,800	709,900	841,800
Other Operating Exp.	27,637,600	30,878,400	33,485,300
Library Acquisitions	4,390,900	4,148,900	4,314,900
Equipment	<u>10,586,000</u>	<u>10,868,300</u>	<u>11,144,200</u>
All Other Operating Exp.	<u>46,900,500</u>	<u>48,191,800</u>	<u>51,687,200</u>
Reduction (S.B. 1203)	-0-	(1,250,000)	-0-
SUB-TOTAL	<u>46,900,500</u>	<u>46,941,800</u>	<u>51,687,200</u>
OPERATION SUB-TOTAL	196,595,300	214,886,600	227,040,500
Minority Recruitment and Retention	-0-	-0- ^{3/}	1,190,000
Student Financial Aid	<u>-0-</u>	<u>-0-</u>	<u>658,500</u>
TOTAL EXP. AUTHORITY	196,595,300	214,886,600	228,889,000 ^{4/}
Collections	(43,544,600)	(46,894,200)	(51,382,500)
Other Receipts	(1,529,100)	(942,100)	(1,529,400)
Balances Forward	-0-	(48,800)	-0-
SUB-TOTAL	<u>(45,073,700)</u>	<u>(47,885,100)</u>	<u>(52,911,900)</u>
TOTAL APPROPRIATIONS	<u>151,521,600</u>	<u>167,001,500</u>	<u>175,977,100</u> ^{5/6/}

The approved amount includes \$1,821,000 in Personal Services and \$214,100 in Employee Related Expenditures for salary increases, and a decrease of \$2,082,500 in Employee Related Expenditures for the decreased retirement contribution.

(Continued)

^{1/} Includes 32 FTE positions for FY 1989 and 40 FTE positions for FY 1990 for the Minority Recruitment and Retention program.

^{2/} The amount appropriated includes funding for faculty positions based on 3-year weighted average changes in student enrollment and employs a student-faculty ratio of 22:1. The Board of Regents shall ensure that the amount appropriated is expended by the universities in a manner consistent with this method of funding faculty positions.

(Footnotes Continued on Following Page)

ARIZONA STATE UNIVERSITY - MAIN CAMPUS (Cont'd)
 GENERAL FUND

Program Information - The approved expenditure authority was based upon the following program distribution:

<u>Program</u>	<u>FTE</u>	<u>Operating Budget</u>
Instruction	2,750.4	\$129,045,500
Organized Research	166.3	9,000,700
Public Service	47.4	2,009,200
Academic Support	600.9	31,736,900
Student Services and Administration	405.2	13,012,100
Institutional Support	880.4	44,132,000
Salary Adjustments	-	(47,400)
Total	<u>4,850.6</u>	<u>\$228,889,000</u>

Personal Services - The approved amount provides funding for 197.2 new FTE positions which include 75.2 positions for Equity Funding, 28.5 positions for student enrollment growth and 93.5 positions for new programs. In addition, the Minority Recruitment and Retention program provides an additional 8 positions for which funding was approved in FY 1989.

Minority Recruitment and Retention - The approved amount provides for an on-going and comprehensive plan to facilitate student recruitment and retention programs directed at economically disadvantaged, minority and underrepresented student populations.

Student Financial Aid - The approved amount provides funds from the registration and tuition fee increases to accommodate the economically marginal students who need financial assistance due to the fee increases. The Collections account includes the required amount.

(Continued)

(Footnotes Continued From Previous Page)

- 3/ An amount of \$1,144,300 was approved for the Minority Recruitment and Retention program in FY 1989, and it is allocated in the operating budget line items as reflected in the University budget document.
- 4/ Represents General Appropriation Act funds. Appropriated as a modified lump sum for the University. The line items within "All Other Operating Exp." are shown for information only.
- 5/ Except for the Student Financial Aid amount specified in a separate line item, the appropriated monies are not to be used for scholarships.
- 6/ Any unencumbered balances remaining in the collections account on June 30, 1989, and all collections received by the University during the fiscal year, when paid into the State Treasury, are appropriated for operating expenditures, capital outlay and fixed charges. Earnings on state lands and interest on the investment of the permanent land funds are appropriated in compliance with the Enabling Act and the Constitution. No part of this appropriation shall be expended for supplemental life insurance or supplemental retirement. Receipts from summer session, when deposited in the State Treasury, together with any unencumbered balance in the summer session account, are hereby appropriated for the purpose of conducting summer sessions, but are excluded from the amounts enumerated above.

ARIZONA STATE UNIVERSITY - MAIN CAMPUS (Cont'd)
 GENERAL FUND

Funded Enrollment - The approved amount is based upon a 3-year weighted average enrollment of 34,562 full-time equivalent students during the following fall semesters:

Fall of 1987 (Actual)	- 34,205;	at 25%	=	8,551
Fall of 1988 (Estimate)	- 34,562;	at 50%	=	17,281
Fall of 1989 (Projection)	- 34,920;	at 25%	=	8,730
Total				<u>34,562</u>

The full-time equivalent student counts are calculated by using 15 semester credit hours for lower division undergraduates, 12 semester credit hours for upper division undergraduates, and 10 semester credit hours for graduate students.

For an additional 22 full-time equivalent students, the approved amount includes funding for 1 faculty position, 0.25 secretary position and 0.5 support staff position.

Program Change - The program changes approved are shown below:

<u>Policy Issues</u>	<u>FTE</u>	<u>Amount</u>
Unfunded Portions of 1988-89 Program Change Requests	-	522,900
Materials I: New Materials Synthesis Disabled Students' Access Leaving Lab & Testing Center - Unfunded Balance of 1988-89 Request	6.0	558,300
New Facilities Support	-	150,000
Engineering Excellence II - 5th Year	13.5	724,000
Biotechnology I	8.5	901,500
Downtown Instructional Services	21.0	1,032,100
Office of University Laboratory Animal Resources	8.5	453,600
Institute for Study in the Arts - Phase I	10.0	387,400
	26.0	941,900

ADDITIONAL APPROPRIATIONS

Instrumented Factory for Precision Gears Program - Chapter 1 (S.B. 1097)- Appropriates \$750,000 from the state General Fund in each of the fiscal years 1990, 1991, 1992, 1993 and 1994 to the Department of Commerce for distribution to Arizona State University for Personal Services and All Other Operating Expenses for the Instrumental Factory for Precision Gears (INFAC) program.

It is the intent of the Legislature to aid the growth and development of the economy and business community and to provide new revenue and employment opportunities for the citizens of this state.

(Continued)

ARIZONA STATE UNIVERSITY - MAIN CAMPUS (Cont'd)
GENERAL FUND

The Act further provides:

- (1) State monies provided for the INFAC program shall be accounted for separately by Arizona State University and shall not be included as a part of the university's operating budget base.
- (2) Arizona State University shall submit quarterly, through the Department of Commerce, to the Joint Legislative Budget Committee a detailed expenditure report of the monies appropriated and the progress made in the INFAC program.
- (3) The appropriations are exempt from A.R.S. § 35-190, relating to lapsing of appropriations.
- (4) This act does not become effective unless Arizona State University is selected to operate the INFAC program and receives funding for the program from the United States defense logistics agency.

JLBC Analyst: Lee

Richard E. Peck, Ph.D., Interim President (Tel. 965-9606)

GENERAL FUND	Fiscal 88 Actual	Fiscal 89 Estimate	Fiscal 90 Approved
FTE Positions	<u>217.9</u>	<u>255.9</u>	<u>354.65</u>
Personal Services	<u>4,604,800</u>	<u>6,775,500</u>	<u>9,695,600</u>
Employee Related Exp.	<u>765,400</u>	<u>1,446,100</u>	<u>2,164,200</u>
Prof. & Outside Services	269,900	290,100	411,700
Travel - State	44,400	54,800	95,300
Travel - Out of State	44,600	107,300	199,800
Other Operating Exp.	1,325,900	1,154,900	1,746,300
Library Acquisitions	407,600	1,397,800	1,453,700
Equipment	<u>749,600</u>	<u>587,600</u>	<u>966,300</u>
All Other Operating Exp.	<u>2,842,000</u>	<u>3,592,500</u>	<u>4,873,100</u>
OPERATION SUB-TOTAL	8,212,200	11,814,100	16,732,900
Sundome	250,000	250,000	260,000
S.B. 1203 Lump Sum Reduction	<u>-0-</u>	<u>(137,900)</u>	<u>-0-</u>
TOTAL EXP. AUTHORITY	8,462,200	11,926,200	16,992,900 ^{1/}
Collections	(1,453,600)	(546,400)	(1,000,000)
Other Receipts	(5,600)	-0-	(10,000)
Balances Forward	<u>460,700</u>	<u>(462,100)</u>	<u>(1,727,800)</u>
SUB-TOTAL	<u>(998,500)</u>	<u>(1,008,500)</u>	<u>(2,737,800)</u>
TOTAL APPROPRIATIONS	<u>7,463,700</u>	<u>10,917,700</u>	<u>14,255,100</u> ^{2/3/}

(Continued)

1/ Represents General Appropriation Act funds. Appropriated as a lump sum for the program. The line items are shown for information only.

2/ The appropriated monies are not to be used for scholarships.

3/ Any unencumbered balances remaining in the collections account on June 30, 1989, and all collections received by the University during the fiscal year, when paid into the State Treasury, are appropriated for operating expenditures, capital outlay and fixed charges. Earnings on state lands and interest on the investment of the permanent land funds are appropriated in compliance with the Enabling Act and the Constitution. No part of this appropriation shall be expended for supplemental life insurance or supplemental retirement. Receipts from summer session, when deposited in the State Treasury, together with any unencumbered balance in the summer session account, are hereby appropriated for the purpose of conducting summer sessions, but are excluded from the amounts enumerated above.

ARIZONA STATE UNIVERSITY - WEST (Cont'd)
GENERAL FUND

The approved amount includes \$119,700 in Personal Services and \$14,500 in Employee Related Expenditures for salary increases, and a decrease of \$142,800 in Employee Related Expenditures for the decreased retirement contribution.

Personal Services - The approved amount includes funding for 98.75 new FTE positions.

Sundome Programs - The approved amount provides for programs associated with the Sundome.

Funded Enrollment - The projected enrollment is 1,480 full-time equivalent students during the fall semester of 1989.

Program Change - The program changes approved are listed below:

<u>Policy Issues</u>	<u>FTE</u>	<u>Amount</u>
1. Academic Program Development	56.0	\$2,823,700
2. Student Services Development	14.25	480,600
3. Computing and Communications	11.0	1,229,600
4. Library Program Development	6.5	101,300
5. Service Support - ASU West Campus	11.0	293,000

JLBC Analyst: Lee

Eugene M. Hughes, Ph.D., President (Tel. Flagstaff 523-3232)

GENERAL FUND	Fiscal 88 Actual	Fiscal 89 Estimate	Fiscal 90 Approved
FTE Positions ^{1/}	<u>1,530.0</u>	<u>1,606.5</u>	<u>1,762.0</u>
Personal Services	<u>41,495,000</u>	<u>46,197,800</u>	<u>50,780,200</u> ^{2/}
Employee Related Exp.	<u>7,477,500</u>	<u>10,556,000</u>	<u>9,821,100</u>
Prof. & Outside Services	516,500	490,000	512,500
Travel - State	394,000	463,000	508,200
Travel - Out of State	253,100	239,000	276,000
Other Operating Exp.	11,238,700	11,648,000	12,547,900
Library Acquisitions	1,463,000	1,538,000	1,599,500
Equipment	<u>3,206,700</u>	<u>2,581,800</u>	<u>2,591,800</u>
All Other Operating Exp.	<u>17,072,000</u>	<u>16,959,800</u>	<u>18,035,900</u>
OPERATION SUB-TOTAL	66,044,500	73,713,600	78,637,200
Minority Recruitment & Retention	-0-	386,400	402,000
Student Financial Aid	<u>-0-</u>	<u>-0-</u>	<u>246,000</u>
TOTAL EXP. AUTHORITY	66,044,500	74,100,000	79,285,200 ^{3/}
Collections	(10,841,900)	(12,869,300)	(15,545,800)
Other Receipts	(496,100)	(400,000)	(500,000)
Balances Forward	<u>(191,000)</u>	<u>(100,000)</u>	<u>(100,000)</u>
SUB-TOTAL	<u>(11,529,000)</u>	<u>(13,369,300)</u>	<u>(16,145,800)</u>
TOTAL APPROPRIATIONS	<u>54,515,500</u>	<u>60,730,700</u>	<u>63,139,400</u> ^{4/5/}

The approved amount includes \$626,900 in Personal Services and \$74,700 in Employee Related Expenditures for salary increases, and a decrease of \$870,600 in Employee Related Expenditures for the decreased retirement contribution.

(Continued)

^{1/} Includes 11 FTE positions for FY 1990 for the Minority Recruitment and Retention program.

^{2/} The amount appropriated includes funding for faculty positions based on 3-year weighted average changes in student enrollment and employs a student-faculty ratio of 22:1. The Board of Regents shall ensure that the amount appropriated is expended by the universities in a manner consistent with this method of funding faculty positions.

^{3/} Represents General Appropriation Act funds. Appropriated as a modified lump sum for the University. The line items within "All Other Operating Exp." are shown for information only.

(Footnotes Continued on Following Page)

NORTHERN ARIZONA UNIVERSITY - SUMMARY (Cont'd)
 GENERAL FUND

Program Information - The approved expenditure authority was based upon the following program distribution:

<u>Program</u>	<u>FTE</u>	<u>Operating Budget</u>
Instruction	896.25	\$ 40,145,200
Organized Research	55.75	2,434,900
Public Service	21.75	829,900
Academic Support	228.25	11,728,100
Student Services and Administration	188.5	6,163,300
Institutional Support	371.5	18,152,800
Salary Adjustments	-	(169,000)
Total	<u>1,762.0</u>	<u>\$ 79,285,200</u>

Personal Services - The approved amount provides funding for 144.5 new FTE positions which includes 11 positions for Equity Funding, 78.75 positions for student enrollment growth and 54.75 positions for new programs. In addition, the Minority Recruitment and Retention program provides 11 positions for which funding was approved in FY 1989.

Minority Recruitment and Retention - The approved amount provides for an on-going and comprehensive plan to facilitate student recruitment and retention programs directed at economically disadvantaged, minority and underrepresented student populations.

Student Financial Aid - The approved amount provides funds from the registration and tuition fee increases to accommodate the economically marginal students who need financial assistance due to the fee increases. The Collections account includes the required amount.

(Continued)

(Footnotes Continued From Previous Page)

- 4/ Except for the Student Financial Aid amount specified in a separate line item, the appropriated monies are not to be used for scholarships.
- 5/ Any unencumbered balances remaining in the collections account on June 30, 1989, and all collections received by the University during the fiscal year, when paid into the State Treasury, are appropriated for operating expenditures, capital outlay and fixed charges. Earnings on state lands and interest on the investment of the permanent land funds are appropriated in compliance with the Enabling Act and the Constitution. No part of this appropriation shall be expended for supplemental life insurance or supplemental retirement. Receipts from summer session, when deposited in the State Treasury, together with any unencumbered balance in the summer session account, are hereby appropriated for the purpose of conducting summer sessions, but are excluded from the amounts enumerated above.

NORTHERN ARIZONA UNIVERSITY - SUMMARY (Cont'd)
 GENERAL FUND

Funded Enrollment - The approved amount is based upon a 3-year weighted average enrollment of 12,979 full-time equivalent students during the following fall semesters:

Fall of 1987 (Actual)	-	11,945;	at 25%	=	2,986
Fall of 1988 (Estimate)	-	13,256;	at 50%	=	6,628
Fall of 1989 (Projection)	-	13,461;	at 25%	=	<u>3,365</u>
Total					<u>12,979</u>

The full-time equivalent student counts are calculated by using 15 semester credit hours for lower division undergraduates, 12 semester credit hours for upper division undergraduates, and 10 semester credit hours for graduate students.

For an additional 22 full-time equivalent students, the approved amount includes funding for 1 faculty position, 0.25 secretary position and 0.5 support staff position.

Program Change - The program changes approved are shown below:

<u>Policy Issues</u>	<u>FTE</u>	<u>Amount</u>
Operation of New Facilities	19.0	\$540,000
Computer Services for the 1990's	16.0	750,000
The Undergraduate Experience: Access and Achievement	10.0	350,800
Arizona Hospitality Resource & Research Center	5.75	225,000
Nursing Education for Rural Arizona	4.0	150,000

JLBC Analyst: Lee

Henry Koffler, Ph.D., President (Tel. Tucson 621-5511)

GENERAL FUND	Fiscal 88 Actual	Fiscal 89 Estimate	Fiscal 90 Approved
FTE Positions ^{1/}	<u>4,640.4</u>	<u>5,023.5</u>	<u>5,237.9</u>
Personal Services	<u>122,903,900</u>	<u>130,881,300</u>	<u>138,563,600</u> ^{2/}
Employee Related Exp.	<u>19,169,800</u>	<u>25,280,000</u>	<u>25,131,600</u>
Prof. & Outside Services	1,639,500	1,211,300	1,356,000
Travel - State	312,600	614,900	676,400
Travel - Out of State	527,600	558,500	656,300
Other Operating Exp.	25,470,400	25,153,700	26,954,700
Library Acquisitions	4,472,200	4,266,100	4,436,700
Equipment	<u>8,994,900</u>	<u>8,810,200</u>	<u>9,065,400</u>
All Other Operating Exp.	<u>41,417,200</u>	<u>40,614,700</u>	<u>43,145,500</u>
OPERATION SUB-TOTAL	183,490,900	196,776,000	206,840,700
Agriculture	32,400,700	35,205,300	36,346,600
Minority Recruitment & Retention	-0-	969,300	1,008,000
Student Financial Aid	<u>-0-</u>	<u>-0-</u>	<u>559,500</u>
TOTAL EXP. AUTHORITY	215,891,600	232,950,600	244,754,800 ^{3/}
Collections	(40,152,300)	(41,986,700)	(50,526,300)
Other Receipts	(5,177,200)	(4,196,100)	(4,197,000)
Balances Forward	791,700	(668,400)	(766,100)
SUB-TOTAL	<u>(44,537,800)</u>	<u>(46,851,200)</u>	<u>(55,489,400)</u>
TOTAL APPROPRIATIONS	<u>171,353,800</u>	<u>186,099,400</u>	<u>189,265,400</u> ^{4/5/}

(Continued)

^{1/} Includes 27.76 FTE positions for FY 1989 and 32.76 FTE positions for FY 1990 for the Minority Recruitment and Retention program. Includes the FTE positions within the Agriculture program.

^{2/} The amount appropriated includes funding for faculty positions based on 3-year weighted average changes in student enrollment and employs a student-faculty ratio of 22:1. The Board of Regents shall ensure that the amount appropriated is expended by the universities in a manner consistent with this method of funding faculty positions.

^{3/} Represents General Appropriation Act funds. Appropriated as a modified lump sum for the University. The line items within "All Other Operating Exp." are shown for information only.

(Footnotes Continued on Following Page)

UNIVERSITY OF ARIZONA - MAIN CAMPUS SUMMARY (Cont'd)
 GENERAL FUND

The approved amount includes \$1,710,700 in Personal Services and \$193,100 in Employee Related Expenditures for salary increases, and a decrease of \$2,391,000 in Employee Related Expenditures for the decreased retirement contribution.

In addition, the approved amount for the Agriculture program includes \$314,400 in Personal Services and \$35,500 in Employee Related Expenditures for salary increases, and a decrease of \$439,400 in Employee Related Expenditures for the decreased retirement contribution.

Program Information - The approved expenditure authority was based upon the following program distribution:

<u>Program</u>	<u>FTE</u>	<u>Operating Budget</u>
Instruction	2,264.4	\$109,123,100
Organized Research	355.8	19,809,500
Public Service	40.2	1,387,100
Academic Support	543.1	26,178,700
Student Services and Administration	399.6	13,126,200
Institutional Support	825.2	39,270,800
Agriculture	809.6	36,436,100
Salary Adjustments	-	(576,700)
Total	<u>5,237.9</u>	<u>\$244,754,800</u>

Personal Services - The approved amount provides funding for 209.4 new FTE positions which include 91 positions for student enrollment growth and 118.4 positions for new programs. In addition, the Minority Recruitment and Retention program provides an additional 5 positions for which funding was approved in FY 1989.

(Continued)

(Footnotes Continued From Previous Page)

- 4/ Except for the Student Financial Aid amount specified in a separate line item, the appropriated monies are not to be used for scholarships.
- 5/ Any unencumbered balances remaining in the collections account on June 30, 1989, and all collections received by the University during the fiscal year, when paid into the State Treasury, are appropriated for operating expenditures, capital outlay and fixed charges. Earnings on state lands and interest on the investment of the permanent land funds are appropriated in compliance with the Enabling Act and the Constitution. No part of this appropriation shall be expended for supplemental life insurance or supplemental retirement. Receipts from summer session, when deposited in the State Treasury, together with any unencumbered balance in the summer session account, are hereby appropriated for the purpose of conducting summer sessions, but are excluded from the amounts enumerated above.

UNIVERSITY OF ARIZONA - MAIN CAMPUS SUMMARY (Cont'd)
 GENERAL FUND

Agriculture - The approved amount was based upon the following line item allocation of funds:

FTE Positions	<u>809.6</u>
Personal Services	\$25,463,200
Employee Related Exp.	<u>4,618,300</u>
Prof. & Outside Services	158,400
Travel - State	710,200
Travel - Out of State	171,900
Other Operating Exp.	3,561,200
Equipment	<u>1,663,400</u>
All Other Operating Exp.	<u>\$ 6,265,100</u>
TOTAL EXP. AUTHORITY	36,346,600
Collections	\$(2,904,300)
Other Receipts	(3,147,000)
Balances Forward	<u>-</u>
TOTAL	<u>\$30,295,300</u>

Minority Recruitment and Retention - The approved amount provides for an on-going and comprehensive plan to facilitate student recruitment and retention programs directed at economically disadvantaged, minority and underrepresented student populations.

Student Financial Aid - The approved amount provides funds from the registration and tuition fee increases to accommodate the economically marginal students who need financial assistance due to the fee increases. The Collections account includes the required amount.

Funded Enrollment - The approved amount is based upon a 3-year weighted average enrollment of 30,232 full-time equivalent students during the following fall semesters:

Fall of 1987 (Actual)	-	29,043;	at 25%	=	7,261
Fall of 1988 (Estimate)	-	30,126;	at 50%	=	15,063
Fall of 1989 (Projection)	-	31,630;	at 25%	=	<u>7,908</u>
Total					<u>30,232</u>

The full-time equivalent student counts are calculated by using 15 semester credit hours for lower division undergraduates, 12 semester credit hours for upper division undergraduates, and 10 semester credit hours for graduate students.

For an additional 22 full-time equivalent students, the approved amount includes funding for 1 faculty position, 0.25 secretary position and 0.5 support staff position.

(Continued)

UNIVERSITY OF ARIZONA - MAIN CAMPUS SUMMARY (Cont'd)
GENERAL FUND

Program Change - The program changes approved are shown below:

<u>Policy Issues</u>	<u>FTE</u>	<u>Amount</u>
Maintenance of New Buildings	7.5	\$ 797,400
New Technology Optimization - Phase I	14.0	704,900
Instructional Microcomputer Laboratories - Phase I	23.0	982,700
Center for Management of Information	12.0	660,100
Direct Delivery of Services to Students	34.4	998,900
Neuroscience	11.0	628,600
Integrated Microelectronics	7.0	971,200
Biotechnology - Phase III	8.5	482,300

JLBC Analyst: Flanders

Henry Koffler, Ph.D., President (Tel. Tucson 621-5511)

GENERAL FUND	Fiscal 88 Actual	Fiscal 89 Estimate	Fiscal 90 Approved
FTE Positions ^{1/}	<u>568.7</u>	<u>591.7</u>	<u>607.5</u>
Personal Services	<u>21,829,000</u>	<u>23,360,300</u>	<u>24,343,300</u>
Employee Related Exp.	<u>3,041,800</u>	<u>4,327,500</u>	<u>4,146,900</u>
Prof. & Outside Services	296,000	83,100	91,500
Travel - State	49,800	108,000	115,200
Travel - Out of State	28,300	22,900	23,500
Other Operating Exp.	6,210,300	4,768,500	5,689,400
Library Acquisitions	533,900	544,100	565,900
Equipment	<u>414,100</u>	<u>698,300</u>	<u>872,200</u>
All Other Operating Exp.	<u>7,532,400</u>	<u>6,224,900</u>	<u>7,357,700</u>
OPERATION SUB-TOTAL	32,403,200	33,912,700	35,847,900
Clinical Teaching Support	<u>8,849,900</u>	<u>9,118,300</u>	<u>9,276,500</u>
TOTAL EXP. AUTHORITY	41,253,100	43,031,000	45,124,400 ^{2/}
Collections	(1,596,300)	(1,736,500)	(1,884,600)
Other Receipts	(900)	(1,000)	(1,000)
Balances Forward	<u>42,700</u>	<u>(236,800)</u>	<u>(26,300)</u>
SUB-TOTAL	<u>(1,554,500)</u>	<u>(1,974,300)</u>	<u>(1,911,900)</u>
TOTAL APPROPRIATIONS	<u>39,698,600</u>	<u>41,056,700</u>	<u>43,212,500</u> ^{3/}

(Continued)

^{1/} Does not include FTE positions within the Clinical Teaching Support expenditure category.

^{2/} Represents General Appropriation Act funds. Appropriated as a modified lump sum for the agency. The line items within "All Other Operating Exp." are shown for information only.

^{3/} Any unencumbered balances remaining in the collections account on June 30, 1989, and all collections received by the University during the fiscal year, when paid into the State Treasury are appropriated for operating expenditures, capital outlay and fixed charges. Earnings on state lands and interest on the investment of the permanent land funds are appropriated in compliance with the Enabling Act and the Constitution. No part of this appropriation shall be expended for supplemental life insurance or supplemental retirement. Receipts from summer session, when deposited in the State Treasury, together with any unencumbered balance in the summer session account, are hereby appropriated for the purpose of conducting summer sessions, but are excluded from the amounts enumerated above.

UNIVERSITY OF ARIZONA - COLLEGE OF MEDICINE
 GENERAL FUND

The approved amount includes \$300,500 in Personal Services and \$33,400 in Employee Related Expenditures for salary increases, and a decrease of \$320,000 in Employee Related Expenditures for the decreased retirement contribution.

Program Information - The approved expenditure authority was based upon the following program distribution:

<u>Program</u>	<u>FTE</u>	<u>Operating Budget</u>
Instruction	420.9	\$24,902,800
Academic Support	73.0	12,696,800
Institutional Support	113.6	7,506,600
Salary and Employee Related Expenditures Adjustments	0.0	18,200
	<u>607.5</u>	<u>\$45,124,400</u>

Personal Services - The appropriation includes funding for 15.8 new FTE positions associated with 3 program changes.

Clinical Teaching Support - These funds provide for the cost of hospital training for Clinical Assistants, Medical Students and other health care residents and interns. The College of Medicine will contract with the University Hospital, and possibly other community hospitals, for the necessary training. The approved amount was based upon the following components:

Personal Services	\$4,615,100
Employee Related Expenditures	1,005,200
All Other Operating Expenditures	<u>3,656,200</u>
	<u>\$9,276,500</u>

The approved amount includes \$57,000 in Personal Services and \$8,000 in Employee Related Expenditures for salary increases, and a decrease of \$60,700 in Employee Related Expenditures for the decreased retirement contribution.

Program Change - The appropriation includes \$536,500 and 10 FTE positions for the Bone Marrow Transplantation program and \$461,300 and 5 FTE positions for the Cardiovascular Muscle Structure and Function program. These amounts are broken down as follows:

	<u>Bone Marrow Program</u>	<u>Cardiovascular Program</u>
FTE	10.0	5.0
Personal Services	\$ 389,600	\$ 288,200
Employee Related Expenditures	66,400	49,100
Prof. & Outside Services	5,000	-0-
Travel - State	3,000	-0-
Travel - Out of State	-0-	-0-
Other Operating Exp.	34,000	19,000
Equipment	<u>38,500</u>	<u>105,000</u>
TOTAL	<u>\$ 536,500</u>	<u>\$ 461,300</u>

In addition, the approved amount for new programs includes \$48,600 and 0.8 FTE position for New Buildings Maintenance.

JLBC Analyst: Morris

Samuel A.Lewis, Director (Tel. 542-5497)

GENERAL FUND	Fiscal 88 Actual	Fiscal 89 Estimate	Fiscal 90 Approved
<u>Program Summary</u>			
Adult Institutions	140,059,800	162,897,786	179,266,800
Juvenile Services	24,168,100	28,442,200	29,327,500
Adult Community Services	7,640,900	8,953,600	9,504,700
Human Resources/Development	21,779,800	27,885,300	29,283,900
Administration	10,377,300	13,323,900	12,681,500
Correctional Industries	<u>2,083,800</u>	<u>2,209,800</u>	<u>1,250,400</u>
TOTAL APPROPRIATIONS	<u>206,109,700</u>	<u>243,712,586</u>	<u>261,314,800</u>
<u>Expenditure Detail</u>			
FTE Positions	<u>5,634.70</u>	<u>6,094.20</u>	<u>6,052.70</u>
Personal Services	<u>110,908,600</u>	<u>125,478,600</u>	<u>129,102,900</u>
Employee Related Exp.	<u>28,386,200</u>	<u>33,442,400</u>	<u>36,498,100</u>
Prof. & Outside Services	13,506,900	15,097,100	29,473,200
Travel - State	335,600	445,600	496,400
Travel - Out of State	67,700	90,600	92,800
Other Operating Exp.	29,540,100	36,728,600	37,375,400
Equipment	<u>2,844,100</u>	<u>3,216,000</u>	<u>4,428,600</u>
All Other Operating Exp.	<u>46,294,400</u>	<u>55,577,900</u>	<u>71,866,400</u>
OPERATION SUB-TOTAL	185,589,200	214,498,900	237,467,400
Special Line Items	<u>20,520,500</u>	<u>29,213,686</u>	<u>23,847,400</u>
TOTAL APPROPRIATIONS	<u>206,109,700</u>	<u>243,712,586</u>	<u>261,314,800</u> ^{1/2/}

The approved amount includes \$1,582,200 in Personal Services and \$262,300 in Employee Related Expenditures for salary increases, and a decrease of \$624,400 in Employee Related Expenditures for the decreased retirement contribution.

1/ In addition to the amount appropriated, earnings on state lands and interest on the investment of the permanent land fund are appropriated in compliance with section 25 of the Enabling Act and the Constitution to be used for the support of state penal institutions and reformatories. (Estimated endowment funds available for FY 1989 are \$1,407,800; and \$1,211,800 for FY 1990.

2/ Represents General Appropriation Act funds. Appropriated as a modified lump sum for each program. The line items within "All Other Operating Exp." are shown for information only.

DEPARTMENT OF CORRECTIONS - SUMMARY (Cont'd)
GENERAL FUND

CAPITAL OUTLAY

Capital Outlay Bill - Chapter 302 (S.B. 1468) - The Capital Outlay Bill appropriates \$5,272,000 from the General Fund as follows:

- o Arizona State Prison Complex - Florence fire and life safety projects \$ 1,243,000
These improvements include the installation of fire protection systems, and renewal of sewer drain lines to prevent back-up to the buildings.

- o Arizona State Prison Complex - Florence central unit auditorium 872,000
This project will provide space for counseling, expand space for the law library, and provide additional classroom space.

- o Arizona State Prison Complex - Perryville electronic detection system 777,000
The appropriation is for the installation of a new alarm control system and processing equipment. The control room will be renovated and new consoles will be installed.

- o Adobe Mountain Juvenile Institution cell door emergency locks 767,000
This is for the installation of a new electronic locking system and replace doors for the north and south housing units. All fire door exits in these housing units are to be replaced with electronically operated doors as required by the State Fire Marshal.

- o Arizona State Prison - Fort Grant surface water improvements 143,000
This provides for construction and installation of a filtration and water treatment plant for water taken from Grant Creek.

- o Arizona State Prison - Fort Grant natural gas distribution system 170,000
These monies are for the design and replacement of the natural gas distribution lines at the Fort Grant Prison.

- o Adobe Mountain Juvenile Institution kitchen and dining and building 1,300,000
Construction of a 15,000 square foot kitchen and dining facility.

Total Capital Outlay Appropriations

\$ 5,272,000

DEPARTMENT OF CORRECTIONS - SUMMARY (Cont'd)
GENERAL FUND

ADDITIONAL LEGISLATION

Retirement Benefits and Contributions - Chapter 310 (S.B. 1129) - This legislation qualifies a member of the Corrections Officer Retirement Plan for a normal retirement pension when a member has 25 years or more of credited service. The reference to age 55 years or older was deleted. It also extends the eligibility for membership in the Corrections Officer Retirement Plan to parole officers, investigators and teachers. Under specified conditions the Director of the Department of Corrections may designate other positions as eligible for membership in the plan. There is a provision for the automatic transfer of certain employees from the Arizona State Retirement System to the Corrections Officer Retirement Plan. The contribution rate of the Corrections Officer Retirement Plan, for both the employer and the employee, is increased from 6.0% to 6.35% of employees' salaries. This legislation becomes effective January 1, 1990.

JLBC Analyst: Morris

Samuel A. Lewis, Director (Tel. 542-5497)

GENERAL FUND	Fiscal 88 Actual	Fiscal 89 Estimate	Fiscal 90 Approved
FTE Positions	<u>4,088.7</u>	<u>4,365.7</u>	<u>4,393.7</u>
Personal Services	<u>77,577,100</u>	<u>86,387,700</u>	<u>89,454,500</u>
Employee Related Exp.	<u>20,839,000</u>	<u>23,866,400</u>	<u>26,608,300</u>
Prof. & Outside Services	5,627,400	3,613,500	16,907,100
Travel - State	121,300	142,900	175,500
Travel - Out of State	45,500	50,000	51,600
Other Operating Exp.	20,051,300	23,578,800	24,919,300
Equipment	<u>1,839,400</u>	<u>2,158,800</u>	<u>3,444,100</u>
All Other Operating Exp.	<u>27,684,900</u>	<u>29,544,000</u>	<u>45,497,600</u> ^{1/}
OPERATION SUB-TOTAL	126,101,000	139,798,100	161,560,400
Food	10,939,700	12,931,600	14,251,600
Work Incentive Pay Plan	2,517,400	3,150,900	3,238,000
Discharge Expense	228,700	216,800	216,800
ASP-Yuma	273,000	72,300	-0-
Inmates Housed in County Jails	--	<u>6,728,086</u>	--
TOTAL APPROPRIATIONS	<u>140,059,800</u>	<u>162,897,786</u> ^{2/3/}	<u>179,266,800</u> ^{4/}

The approved amount includes \$1,093,500 in Personal Services and \$188,000 in Employee Related Expenditures for salary increases, and a decrease of \$221,700 in Employee Related Expenditures for the decreased retirement contribution.

(Continued)

- ^{1/} Professional and Outside Services monies used for contracting are subject to evaluation under the standardized evaluation system approved by the Joint Legislative Budget Committee.
- ^{2/} Includes \$2,705,600 appropriated pursuant to Chapter 319, Laws of 1988 to pay for prisoners housed in county jails.
- ^{3/} Includes \$342,000 appropriated pursuant to Chapter 311, Laws of 1988 for Shock Incarceration. The original appropriation of \$542,000 was reduced by \$200,000 as part of the lump sum reduction specified by Chapter 3, Laws of 1989.
- ^{4/} Represents General Appropriation Act funds. Appropriated as a modified lump sum for the program. The line items within "All Other Operating Exp." are shown for information only.

DEPARTMENT OF CORRECTIONS - ADULT INSTITUTIONS (Cont'd)
GENERAL FUND

Personal Services - The approved amount provides \$943,800 to annualize the cost of positions authorized for institutions opened in FY 1989, but only partially funded at that time. There were 21.0 FTE positions and \$441,200 transferred from the Juvenile Services program to staff the New Dawn DWI Center. The New Dawn Center was redesignated as a center for women convicted of driving while intoxicated offenses. Previously, that facility was used as a juvenile institution for female offenders. Included in the approved amount are 15.0 additional FTE positions and \$205,500 for the Bureau of Offender Services. Approved also was a net transfer of 7.0 FTE positions and \$135,600 from other programs. The positions transferred include two Locksmiths from the Administration program and six Correctional Program Officer II's. Five of the Correctional Program Officers II's were transferred from the Human Resources and Development program, while the other was transferred from Adult Community Services. A Correctional Facilities Health Manager was transferred to the Human Resources and Development program. Fifteen Correctional Service Officer I positions and \$247,000 were deleted. These positions were assigned to mobile security patrols. Included in the approved amount is \$869,500 for overtime and \$884,800 for hazardous duty pay. A 4.5% vacancy factor, \$4,052,000, was deducted when the approved amount was computed.

Employee Related Expenditures - Included in the approved amount is \$1,565,400 for uniform allowances. The authorized uniform allowance is \$40 per month for employees classified within the Correctional Service Officer series.

Professional and Outside Services - The approved amount includes \$13,144,900 for the support of adult inmates. These funds are provided to house prisoners when the adult inmate population exceeds the capacity of the existing adult prisons. These funds can be transferred, in accordance with A.R.S. § 35-173, and used to staff and operate additional state penal institutions as they become available during the fiscal year. In addition, \$1,881,200 was approved for contracts with community colleges that provide education opportunities for inmates. There is also \$867,000 included for counseling services and psycho diagnostic testing. Of that amount, \$276,100 was transferred from other programs. Within the amount transferred there is \$255,600 for sex offender treatment. Approved also was \$336,000 for court costs and legal fees, as well as, \$119,800 for religious activities. The approved amount provides \$65,000 for microfilming offender records and \$39,500 to study the offenders information system. The last two items are for the Bureau of Offender Services.

Other Operating Expenditures - Included in the approved amount is an inflationary increase of \$946,700. Added also was \$356,700 to annualize operating costs of new prisons opened in FY 1989, but only partially funded during that year. Funding of \$121,100 was transferred from the Juvenile Services program for operation of the New Dawn DWI Center. To adjust for the addition of temporary beds \$168,500 was added. The approved amount also provides \$7,500 for costs associated with the positions authorized for the Bureau of Offender Services. Offsetting these increases is a base reduction of \$260,000 for clothing and uniforms - staff.

(Continued)

DEPARTMENT OF CORRECTIONS - ADULT INSTITUTIONS (Cont'd)
GENERAL FUND

Equipment - The approved amount provides \$837,200 for replacement of vehicles and \$370,500 for replacement of food service equipment. Approved also was \$23,700 to provide office equipment and furniture for the Bureau of Offender Services. The remaining amount funds replacement of equipment at the following institutions: Arizona State Prison Complex-Florence, \$743,700; Arizona State Prison-Fort Grant, \$178,600; Arizona State Prison Complex-Douglas, \$138,400; Arizona State Prison Complex-Phoenix, \$105,600; Arizona State Prison-Safford, \$140,400; Arizona State Prison Complex-Perryville, \$190,300; Arizona State Prison Complex-Tucson, \$525,700; and the Arizona State Prison Complex-Winslow, \$190,000.

Food - The approved amount provides \$13,411,100 for inmate meals, \$428,700 for complimentary meals furnished to Correctional Service Officers and other designated employees, and \$411,800 for meals to be sold to other staff. All collections for meals purchased are to be deposited to the State General Fund. Chapter 3, Laws of 1989 provided a supplemental appropriation of \$638,000 for FY 1989.

Work Incentive Pay Plan - Funds payments to adult offenders who perform work assignments. The approved amount includes funding for costs associated with temporary beds which are now being used to house the adult population.

Inmates Housed in County Jails - The amount shown for FY 1989 is a supplemental appropriation pursuant to Chapter 3, Laws of 1989. It is for payments to counties for housing prisoners committed to the Department of Corrections who had not been transferred to a state prison. Funding for this purpose in FY 1990 is included in Professional and Outside Services.

Population - The FY 1990 appropriation is based upon funding for an estimated average daily population of 12,961 adult inmates. In determining this number, the anticipated impact of two programs offering alternatives to incarceration was used. It is estimated that the Community Punishment Program will provide for an average daily population of 204 offenders who otherwise would be committed to the Department of Corrections. Recent expansion of the Adult Intensive Probation Program is projected to divert another 68 offenders from state prisons.

ADDITIONAL LEGISLATION

County Jail Use - Chapter 224 (H.B. 2459) - This act requires the Department of Corrections to fully reimburse cities and counties for the cost of housing prisoners, committed to the Department of Corrections, who are transferred to local jurisdictions. The amount of the reimbursement is to be determined by the city or county and specified in an agreement between the local jurisdiction and the Department of Corrections. This legislation further requires the sheriff or chief of police to provide written approval for each transfer. The cost of any special program required as a condition of the confinement is to be paid by the

(Continued)

DEPARTMENT OF CORRECTIONS - ADULT INSTITUTIONS (Cont'd)
GENERAL FUND

Department of Corrections. If the Department of Corrections does not pay the cost of confinement within 15 days after receiving written notice, the sheriff may return the prisoner to the nearest state correctional facility. Further, this act prescribes the use of county jails and establishes responsibility for the payment of the cost of housing city prisoners in county jails. Housing federal prisoners in county jails is now permissible and no longer mandatory.

JLBC Analyst: Morris

Samuel A. Lewis, Director (Tel. 542-5497)

GENERAL FUND	Fiscal 88 Actual	Fiscal 89 Estimate	Fiscal 90 Approved
FTE Positions	<u>625.0</u>	<u>734.0</u>	<u>716.0</u>
Personal Services	<u>11,805,500</u>	<u>14,577,500</u>	<u>15,011,400</u>
Employee Related Exp.	<u>2,903,600</u>	<u>3,753,600</u>	<u>4,177,800</u>
Prof. & Outside Services	273,500	800,100	899,300
Travel - State	64,900	89,900	102,800
Travel - Out of State	8,900	12,500	12,500
Other Operating Exp.	2,294,800	2,867,400	2,926,000
Equipment	<u>614,400</u>	<u>607,000</u>	<u>445,400</u>
All Other Operating Exp.	<u>3,256,500</u>	<u>4,376,900</u>	<u>4,386,000</u> ^{1/}
OPERATION SUB-TOTAL	17,965,600	22,708,000	23,575,200
Food	736,900	1,071,100	1,050,200
Work Incentive Pay Plan	141,100	247,300	264,500
Purchase of Care	<u>5,324,500</u>	<u>4,415,800</u>	<u>4,437,600</u> ^{2/}
TOTAL APPROPRIATIONS	<u>24,168,100</u>	<u>28,442,200</u>	<u>29,327,500</u> ^{3/4/}

The approved amount includes \$184,600 in Personal Services and \$30,000 in Employee Related Expenditures for salary increases, and a decrease of \$101,900 in Employee Related Expenditures for the decreased retirement contribution.

(Continued)

- ^{1/} Professional and Outside Services monies used for contracting are subject to evaluation under the standardized evaluation system approved by the Joint Legislative Budget Committee.
- ^{2/} The \$4,437,600 appropriated for purchase of care is to be used for treatment programs for juvenile offenders under the jurisdiction of the Department of Corrections and shall be provided by community contractors. The approved amount includes \$65,600 appropriated for payment of a special cost adjustment to certain contracted providers of services.
- ^{3/} The General Appropriation Act directed the reversion of a specific amount if Senate Bill 1034, providing for a state juvenile education system, was enacted. Senate Bill 1034 was enacted, but the provisions relating to the juvenile education system do not become effective until June 30, 1991. Therefore, no reversion is required in FY 1990.
- ^{4/} Represents General Appropriation Act funds. Appropriated as a modified lump sum for the program. The line items within "All Other Operating Exp." are shown for information only.

DEPARTMENT OF CORRECTIONS - JUVENILE SERVICES (Cont'd)
GENERAL FUND

Personal Services - The approved amount reflects a net transfer of 18.0 FTE positions and \$370,100 to other programs. Three Correctional Program Officer II's and \$71,100 were transferred from the Human Resources and Development program. New Dawn, previously a juvenile institution for girls, was redesignated as a center for adult women convicted of driving while intoxicated offenses. As a result of the redesignation, the facility is now under the operational control of the Adult Institutions program. To staff the facility 21.0 FTE positions, and \$441,200 were transferred to that program. The remaining 20.5 FTE positions previously assigned to New Dawn were reallocated, by the Department of Corrections, to the other juvenile institutions and activities within this program. A vacancy factor of 4.5%, \$713,100, was imposed when the approved amount was computed. The approved amount allows \$49,300 for overtime and \$57,800 for hazardous duty pay.

Employee Related Expenditures - Included in the approved amount is \$145,900 for uniform allowances. The authorized uniform allowance is \$40 per month for employees classified within the Correctional Service Officer series.

Professional and Outside Services - The approved amount includes inflationary increases of \$32,000, and \$25,700 to annualize expenses authorized in FY 1989, but only partially funded at that time. There was \$41,500 transferred from the Human Resources and Development program to be used for substance abuse treatment. With this transfer there is a total of \$265,500 available for treatment of substance abuse. There is also \$54,800 provided for sex offender treatment. The approved amount allows \$216,500 for psychological services and psychoeducational evaluations. Other items approved include \$61,000 for program development; \$38,700 for substitute teachers; \$65,000 for family counseling and para-professional counselors; and, \$32,200 for hospital security and contract nursing services.

Other Operating Expenditures - As compared with the estimate for FY 1989, the approved amount represents a net increase of \$58,600. Increases include the restoration of \$49,400 deleted during FY 1989 as part of the lump sum reduction imposed by Chapter 3, Laws of 1989. There was an increase of \$112,800 added for price adjustments. Added also was \$115,000 to annualize the operating expenses of the Black Canyon Juvenile Institution which opened in November of 1988. These increases were offset by the elimination of \$97,500 which represent one time nonrecurring costs associated with the opening of the Black Canyon Juvenile Institution. Operating costs of \$121,100, previously allocated for New Dawn, were transferred to the Adult Institutions program.

Equipment - The approved amount provides funding for replacement equipment of \$74,900 for the Adobe Mountain Juvenile Institution; \$17,700 for the Catalina Mountain Juvenile Institution; \$98,900 for the Alamo Juvenile Institution, including \$72,500 for heating and cooling systems; \$3,600 for the Pinal Mountain Juvenile Institution; \$104,500 for the Juvenile Community Services and \$9,700 for all other activities. The \$104,500 for Juvenile Community Services includes \$68,100 for four 15 passenger vans, \$23,400 for 2 compact utility vehicles with four wheel drive, and \$13,000 for a copy machine and a micro computer. Approved also was \$136,100 to replace other vehicles assigned to this program.

(Continued)

DEPARTMENT OF CORRECTIONS - JUVENILE SERVICES (Cont'd)
GENERAL FUND

Food - The approved amount represents a net decrease of (\$20,900) as compared with the FY 1989 estimate. There was \$9,800 added to restore the cut imposed by the lump sum reduction specified in Chapter 3, Laws of 1989. Added also was \$43,500 for price adjustments and \$21,300 to fully fund food costs at the Black Canyon Juvenile Institution. These amounts were offset by the reduction of \$55,000 previously allocated to New Dawn. Additional federal funds that are expected will reduce the General Fund requirement by \$40,500. In total, it is anticipated that federal funds will provide \$253,500 for food in FY 1990. The total amount available for food, from all fund sources, will then be \$1,303,700

Work Incentive Pay Plan - Funds payments to juvenile offenders who perform work assignments. The approved amount includes funding to annualize the full year requirement for the Black Canyon Juvenile Institution. Funds previously allocated for New Dawn were deducted.

Purchase of Care - The approved amount provides \$3,686,900 for 141 residential placements, \$547,700 for 50 placements in day support programs and \$203,000 for other services. With the opening of the Black Canyon Juvenile Institution, the Department will no longer need to contract for secure placement facilities for female juvenile offenders. Included in the approved amount is \$65,600, appropriated for payment of a special cost adjustment to certain contract providers of services.

Population - The FY 1990 appropriation is based upon funding for an estimated average daily population of 966 youth offenders committed to state operated institutions and 105 offenders assigned to state operated community programs. It was estimated that during FY 1989 there would be 986 offenders in the institutions and 105 assigned to the community programs.

ADDITIONAL LEGISLATION

Juvenile Corrections, Chapter 266, (S.B. 1034) - Establishes a separate State Department of Juvenile Corrections effective July 1, 1990. The department shall have as its purpose the objective of encompassing the various institutions, facilities and programs which are a part of the juvenile correctional program of this state. It is to provide the staff and administrative functions at the state level for all matters pertaining to the institutionalization, rehabilitation and conditional release functions of all juvenile offenders. In July of 1991, the Director of the Department is required to establish a state juvenile education system for the common and high school education of youth offenders. This legislation also establishes a state juvenile education system board. The board will consist of the Director of the Department, the Superintendent of Public Instruction, or an appointee of that person, and three members appointed by the Governor. The Director and the Superintendent of Public Instruction shall appoint a superintendent to manage the education system. The Department will be entitled to receive state equalization assistance for the costs of the educational system as prescribed by statute.

(Continued)

DEPARTMENT OF CORRECTIONS - JUVENILE SERVICES (Cont'd)
GENERAL FUND

When such funding is received it will be deposited to a special fund, the State Juvenile Education Fund. Other state or federal monies received for the education system will also be deposited to the fund. Monies within that fund are to be used only for the juvenile education system and may not be transferred or use for any other purpose. The Department must apply for accreditation of the juvenile education system in FY 1993 and obtain accreditation by the North Central Association of Colleges and Secondary Schools in FY 1996. Failure to meet these accreditation dates will result in a loss of state equalization funding. The Department of Administration is required to develop and maintain a special pay plan for teachers and other professional educational personnel within the state juvenile education system. This law defines the FY 1992 student and weighted student counts for the educational system. It also defines daily attendance and full time students, as well as, base level support during FY 1992 and FY 1993. This legislation, as enacted, contains technical corrections relating to the deposition and commitment of juvenile offenders. It further makes conforming changes that relate to the State Department of Corrections. For additional information see Department of Education-Assistance to Schools.

JLBC Analyst: Morris

Samuel A. Lewis, Director (Tel. 542-5497)

GENERAL FUND	Fiscal 88 Actual	Fiscal 89 Estimate	Fiscal 90 Approved
FTE Positions	<u>178.5</u>	<u>199.5</u>	<u>198.5</u>
Personal Services	<u>4,156,000</u>	<u>4,590,800</u>	<u>4,814,400</u>
Employee Related Exp.	<u>958,600</u>	<u>1,205,300</u>	<u>1,160,600</u>
Prof. & Outside Services	722,700	1,108,000	1,181,800
Travel - State	56,600	70,500	73,200
Other Operating Exp.	1,165,900	1,425,900	1,835,100
Equipment	<u>221,900</u>	<u>173,300</u>	<u>50,900</u>
All Other Operating Exp.	<u>2,167,100</u>	<u>2,777,700</u>	<u>3,141,000</u> ^{1/}
OPERATION SUB-TOTAL	7,281,700	8,573,800	9,116,000
Food	217,000	234,900	240,600
Work Incentive Pay Plan	64,200	64,200	64,200
Ex-Offender Stipends	<u>78,000</u>	<u>80,700</u>	<u>83,900</u>
TOTAL APPROPRIATIONS	<u>7,640,900</u>	<u>8,953,600</u> ^{2/}	<u>9,504,700</u> ^{3/4/}

The approved amount includes \$59,400 in Personal Services and \$8,800 in Employee Related Expenditures for salary increases, and a decrease of \$69,800 in Employee Related Expenditures for the decreased retirement contribution.

(Continued)

- ^{1/} Professional and Outside Services monies used for contracting are subject to evaluation under the standardized evaluation system approved by the Joint Legislative Budget Committee.
- ^{2/} Includes \$750,036, appropriated pursuant to Chapter 311, Laws of 1988, for Home Arrest. The \$1,172,036 originally appropriated was reduced by \$422,000 as part of the lump sum reduction specified in Chapter 3, Laws 1989.
- ^{3/} It is legislative intent that the Department of Corrections continue to operate the Northern Arizona Correctional Release Center and the Southern Arizona Correctional Release Center throughout the fiscal year and maintain an average daily population at these 2 facilities which is consistent with the population served in prior fiscal years.
- ^{4/} Represents General Appropriation Act funds. Appropriated as a modified lump sum for the program. The line items within "All Other Operating Exp." are shown for information only.

DEPARTMENT OF CORRECTIONS - ADULT COMMUNITY SERVICES (Cont'd)
GENERAL FUND

Personal Services - The approved amount reflects the transfer of one Correctional Program Officer II position to the Adult Institutions program. That position is slated for the Arizona State Prison Complex - Perryville. A vacancy factor of 2.5%, or \$121,800 was imposed. Included in the approved amount is \$3,200 for payment of overtime.

Employee Related Expenditures - The approved amount includes \$17,700 for uniform allowances payable to employees classified within the Correctional Service Officer series. The authorized uniform allowance is \$40 per month.

Professional and Outside Services - The approved amount allows \$316,900 for psychological counseling, \$523,500 for substance abuse counseling and \$245,900 for temporary residential placement programs. Temporary residential placement programs are used for adult male and female offenders who are released to the community. There is also \$95,500 for services provided to offenders placed under Home Arrest. There was \$10,000 transferred to the Adult Institutions program for family counseling services.

Other Operating Exp. - In addition to general inflationary increases, the approved amount allows \$211,200 for expenses associated with the relocation of the Southern Arizona Correctional Release Center. Relocation expenses include \$15,000 for telephone equipment; \$90,300 for furniture; \$80,900 for equipment; and, \$25,000 for freight and moving costs.

Equipment - Within the approved amount there is \$43,600 for vehicle replacement and \$7,300 for replacement of other equipment. Nonrecurring equipment costs, of \$149,200, for implementation of Home Arrest, approved in FY 1989, were deducted.

Food - As approved there is funding of \$131,400 for the Northern Arizona Correctional Release Center in Phoenix and, \$109,200 for the Southern Arizona Correctional Release Center which is located in Tucson. These amounts include \$5,000 for meals to be furnished to Correctional Service Officers.

Work Incentive Pay Plan - Funds payments to residents of the Correctional Release Centers who perform work assignments.

Ex-Offenders' Stipends - This is a financial aid program for released offenders who have an immediate need for financial resources.

Population - The FY 1990 appropriation is based on an average daily population of 126 residents assigned to the Northern Arizona Correctional Release Center and 116 at the Southern Arizona Correctional Release Center. In addition, the appropriation is sufficient to support 195 inmates under Home Arrest.

JLBC Analyst: Morris

Samuel A. Lewis, Director (Tel. 542-5497)

GENERAL FUND	Fiscal 88 Actual	Fiscal 89 Estimate	Fiscal 90 Approved
FTE Positions	<u>456.5</u>	<u>504.0</u>	<u>497.0</u>
Personal Services	<u>11,000,300</u>	<u>13,269,900</u>	<u>13,908,000</u>
Employee Related Exp.	<u>2,366,800</u>	<u>3,072,500</u>	<u>3,242,400</u>
Prof. & Outside Services	6,422,000	8,748,600	9,078,600
Travel - State	57,800	82,600	85,200
Travel - Out-of-State	4,400	9,100	9,300
Other Operating Exp.	1,878,300	2,472,200	2,608,900
Equipment	<u>50,200</u>	<u>230,400</u>	<u>351,500</u>
All Other Operating Exp.	<u>8,412,700</u>	<u>11,542,900</u>	<u>12,133,500</u> ^{1/}
TOTAL APPROPRIATIONS	<u>21,779,800</u> ^{2/}	<u>27,885,300</u>	<u>29,283,900</u> ^{3/}

The approved amount includes \$171,700 in Personal Services and \$26,100 in Employee Related Expenditures for salary increases, and a decrease of \$123,900 in Employee Related Expenditures for the decreased retirement contribution.

Personal Services - The approved amount includes \$111,300 to annualize the cost of positions authorized in FY 1989, but only partially funded that year. Approved also was a base adjustment of \$482,100 to fund salary increases awarded as a result of the "Sun Belt" study, other classification maintenance reviews and required equity adjustments. There was a net transfer of 7.0 FTE positions and \$150,900 to other programs. Five Correctional Program Officer II's were transferred to the Adult Institutions program and three were transferred to Juvenile Services. A Correctional Facility Health Manager was transferred from the Adult Institutions program. The amount shown for Personal Services is net of a 4.5% vacancy factor in the amount of \$639,700. Included in the amount approved is \$4,300 for hazardous duty pay.

(Continued)

^{1/} Professional and Outside Services monies used for contracting are subject to evaluation under the standard evaluation system approved by the Joint Legislative Budget Committee.

^{2/} In addition to the amount shown, \$553,817.21 was appropriated for payment of medical expenses provided by the Maricopa County Medical Center. This supplemental appropriation was made to the Department of Administration for claims against the Department of Corrections. The appropriation is contained in Chapter 248, Laws of 1989. The Department of Administration also paid \$202,400 for medical expenses, incurred by the Department of Corrections, through the administrative adjustment process, A.R.S. § 35-190. These claims were paid from appropriations that otherwise would have reverted. As these were paid after the close of the fiscal year, they are not included in the amount shown.

(Footnotes Continued On Following Page)

DEPARTMENT OF CORRECTIONS - HUMAN RESOURCES AND DEVELOPMENT (Cont'd)
GENERAL FUND

Employee Related Expenditures - The approved amount includes \$6,200 for uniform allowances. The authorized uniform allowance is \$40 per month for employees classified within the Correctional Service Officer series.

Professional and Outside Services - The approved amount includes an inflationary increase of \$339,500 and \$80,800 to annualize expenditures authorized in FY 1989, but only partially funded at that time. Added, also, was \$222,500 to fund the health costs for additional adult inmates who will be housed in temporary facilities. Funding for adult health care is based upon the capacity of the adult prisons, including temporary beds. As additional adult facilities become available, during the fiscal year, the Department of Corrections may transfer money from the Adult Institutions program for added health care costs. Monies were specifically appropriated to the Adult Institutions program for the anticipated growth in the adult inmate population. At the time the appropriation was enacted it was not known if additional prison facilities would be approved for construction, or if approved, when those facilities would be available for occupancy. Offsetting the approved increases were transfers to other programs of \$307,600. Of that amount, \$266,100 went to the Adult Institutions program and \$41,500 went to Juvenile Services. The approved amount, in total, provides \$8,535,000 for health care services including psychiatric treatment and \$543,600 for all other activities. Included in other activities is \$250,000 for the Correctional Service Officers Training Academy, \$261,000 for pre-employment physical and psychological examinations and \$20,800 for employee psychological assistance.

Other Operating Expenditures - Included in the approved amount is an increase of \$98,000 for anticipated price adjustments and \$4,200 to annualize expenditures approved in FY 1989, but only partially funded. An increase of \$33,600 was added for additional adult inmates. Again, this amount is related to the capacity of the adult facilities. When additional space is occupied, the Department can transfer funds under the provisions of A.R.S. § 35-173. Of the approved amount, nearly half is for drugs, medicine and medical supplies that will be used for the treatment of adults and juveniles committed to the various institutions under the jurisdiction of the Department of Corrections.

Equipment - The approved amount provides \$32,100 for replacement of vehicles, \$181,000 to replace dental equipment, and \$138,400 to replace other equipment allocated to this program.

(Footnotes Continued From Previous Page)

3/ Represents General Appropriation Act funds. Appropriated as a modified lump sum for the program. The line items within "All Other Operating Exp." are shown for information only.

JLBC Analyst: Morris

Samuel A. Lewis, Director (Tel. 542-5497)

GENERAL FUND	Fiscal 88 Actual	Fiscal 89 Estimate	Fiscal 90 Approved
FTE Positions	<u>204.0</u>	<u>209.0</u>	<u>201.5</u>
Personal Services	<u>4,669,900</u>	<u>4,861,200</u>	<u>4,906,000</u>
Employee Related Exp.	<u>934,200</u>	<u>1,126,300</u>	<u>1,067,200</u>
Prof. & Outside Services	461,300	826,900	1,406,400
Travel - State	35,000	59,700	59,700
Travel - Out-of-State	8,900	19,000	19,400
Other Operating Exp.	4,149,800	6,384,300	5,086,100
Equipment	<u>118,200</u>	<u>46,500</u>	<u>136,700</u>
All Other Operating Exp.	<u>4,773,200</u>	<u>7,336,400</u>	<u>6,708,300</u>
TOTAL APPROPRIATIONS	<u>10,377,300</u>	<u>13,323,900</u>	<u>12,681,500</u> ^{1/}

The approved amount includes \$60,500 in Personal Services and \$7,600 in Employee Related Expenditures for salary increases, and a decrease of \$93,200 in Employee Related Expenditures for the decreased retirement contribution.

Personal Services - The approved amount reflects a net decrease of 7.5 FTE positions. Two locksmiths and \$33,000 were transferred to the Adult Institutions program. There were 5.5 FTE positions deleted. These positions were previously allocated to the Inspections and Investigations Division. This change reduced Personal Services by \$128,500. Positions deleted were 1.5 Correctional Service Officers, 3.0 Investigators and a Bureau Administrator. An increase of \$21,000 was approved to annualize the cost of positions authorized in FY 1989 but only partially funded that year. The approved amount provides \$7,600 for overtime and \$2,900 for hazardous duty pay. A vacancy factor of 2.5% or \$128,400, was deducted when the approved amount was computed.

Employee Related Expenditures - The approved amount includes \$1,200 for uniform allowances. The authorized uniform allowance is \$40 per month for employees classified within the Correctional Service Officer series.

Professional and Outside Services - The approved amount allows \$1,344,800 for data processing services. The Department of Corrections will purchase data processing services from the Department of Administration's Data Center. Other approved amounts include \$20,900 for systems analysis and programming of the automated accounting system; \$32,200 for legal services; and, \$8,500 to fund special management studies. A supplemental appropriation, contained in Chapter 3, Laws of 1989, added \$314,900 to Professional and Outside Services for data processing expenses FY 1989.

(Continued)

^{1/} Represents General Appropriation Act funds. Appropriated as a modified lump sum for the program. The line items within "All Other Operating Exp." are shown for information only.

DEPARTMENT OF CORRECTIONS - ADMINISTRATION (Cont'd)
GENERAL FUND

Other Operating Expenditures - The approved amount includes \$4,414,100 for insurance payable to the Risk Management Division of the Department of Administration. This is a decrease of \$1,322,300 as compared with insurance expenses for FY 1989.

Equipment - The approved amount provides \$89,300 for replacement of vehicles. In addition, \$35,800 was included for copy equipment and personal computers for the Administration section. Approved also was \$10,600 for replacement of equipment allocated to the Inspections and Investigations Division and \$1,000 for the Director's Office.

JLBC Analyst: Morris

Samuel A. Lewis, Director (Tel. 542-5497)

GENERAL FUND	Fiscal 88 Actual	Fiscal 89 Estimate	Fiscal 90 Approved
FTE Positions	<u>82.0</u>	<u>82.0</u>	<u>46.0</u>
Personal Services	<u>1,699,800</u>	<u>1,791,500</u>	<u>1,008,600</u>
Employee Related Exp.	<u>384,000</u>	<u>418,300</u>	<u>241,800</u>
TOTAL APPROPRIATIONS	<u>2,083,800</u>	<u>2,209,800</u>	<u>1,250,400</u> ^{1/}

The approved amount includes \$12,500 in Personal Services and \$1,800 in Employee Related Expenditures for salary increases, and a decrease of \$13,900 in Employee Related Expenditures for the decreased retirement contribution.

Personal Services - The approved amount represents a reduction of 36.0 state funded FTE positions and \$782,900. (Compensation for inmate employees is paid from the Arizona Correctional Industries Revolving Fund.) The appropriation reduction represents the intent of the Legislature to move this program toward self-sufficiency. Under the concept of self-sufficiency the Arizona Correctional Industries will have to fund all costs of doing business from revenues derived from the sale of goods and services, other earned income or the liquidation of assets. Although 36.0 FTE positions were eliminated, the reduction did not address specific position classifications. This allows the Department of Corrections the opportunity to develop reorganization plans and staff the Arizona Correctional Industries accordingly.

ADDITIONAL LEGISLATION

Minimum Wage; Inmates - Chapter 65 (H.B. 2160) - This legislation removes the requirement to pay inmates the federal minimum wage when they are engaged in the manufacturing or processing of products that are to be introduced into interstate commerce.

Prison Industries - Chapter 272 (H.B. 2637) - This legislation requires that the Arizona Correctional Industries are to become self-sufficient by July 1, 1991. It allows Correctional Industries to retain any interest earned on the investment of monies in the Arizona Correction Industries Revolving Fund. Monies now received from the liquidation of assets will also be deposited to the revolving fund. The act further provides that state government units shall purchase certain specified office products and furniture from Correctional Industries. These products must be readily available on a timely basis and be of equal quality and price as compared to the same products in the private sector. The act also authorizes the Director of the Department of Corrections to establish programs for employment of offenders by private employers within

(Continued)

^{1/} Represents General Appropriation Act Funds. Appropriated as a modified lump sum for the program.

DEPARTMENT OF CORRECTIONS - ARIZONA CORRECTIONAL INDUSTRIES
GENERAL FUND

the boundaries of a correctional facility. The Department of Corrections may lease to private employers land and improvements located on the grounds of an adult correctional facility. The initial term of such leases is limited to twenty years. Offender employment with private employers is voluntary, but offenders who are employed must be paid at least the federal minimum wage. The disposition of inmate earnings is specified in this legislation. Private employers providing offender employment, as defined by this act, may qualify for state income tax credits. The income tax credits relate to investments in qualified property and compensation paid to offenders.

JLBC Analyst: Burgess

Peter Haynes, Director (Tel. 255-1928)

ARIZONA COMMISSION ON CRIMINAL JUSTICE FUND	Fiscal 88 Actual	Fiscal 89 Estimate	Fiscal 90 Approved
FTE Positions	<u>4.0</u>	<u>5.0</u>	<u>5.0</u> ^{1/}
Personal Services	<u>128,100</u>	<u>161,700</u>	<u>163,700</u>
Employee Related Exp.	<u>19,400</u>	<u>33,000</u>	<u>29,200</u>
Prof. & Outside Services	2,000	52,000	12,300
Travel - State	2,300	4,000	4,000
Travel - Out of State	3,000	3,300	3,300
Other Operating Exp.	20,900	34,800	42,600
Equipment	<u>3,600</u>	<u>4,400</u>	<u>5,900</u>
All Other Operating Exp.	<u>31,800</u>	<u>98,500</u>	<u>68,100</u>
OPERATION SUB-TOTAL	179,300	293,200	261,000 ^{2/}
Drug Enforcement Account	1,562,400	7,937,600	-0-
Cannabis/Controlled Subst.	-0-	40,200	39,400 ^{3/}
Fed Administrative Match	<u>78,600</u>	<u>29,200</u>	<u>58,700</u>
TOTAL APPROPRIATIONS	<u>1,820,300</u>	<u>8,300,200</u>	<u>359,100</u> ^{4/5/}
<u>Fund Summary</u>			
Balance Beg. of Fiscal Year	-0-	5,437,600	-0-
Arizona Commission on Criminal Justice Fund	257,900	362,600	359,100
Corrections Fund	<u>7,000,000</u> ^{6/}	<u>2,500,000</u> ^{7/}	<u>-0-</u>
TOTAL APPROPRIATIONS	<u>7,257,900</u>	<u>8,300,200</u>	<u>359,100</u>
ARIZONA COMMISSION ON CRIMINAL JUSTICE FUND			
RECEIPTS, EXPENDITURES AND BALANCES FORWARD			
Balance Beg. of Fiscal Year	583,700	591,100	526,500
Add Revenues	<u>265,300</u>	<u>298,000</u>	<u>310,000</u>
TOTAL FUNDS AVAILABLE	849,000	889,100	836,500
Expenditures	<u>257,900</u>	<u>362,600</u>	<u>359,100</u>
BALANCE END OF FISCAL YEAR	<u>591,100</u>	<u>526,500</u>	<u>477,400</u>

(See Footnotes on Following Page)

ARIZONA CRIMINAL JUSTICE COMMISSION (Cont'd)
ARIZONA COMMISSION ON
CRIMINAL JUSTICE FUND

The approved amount includes \$2,000 in Personal Services and \$200 in Employee Related Expenditures for salary increases, and a decrease of \$4,300 in Employee Related Expenditures for the decreased retirement contribution.

All Other Operating - The approved amount includes \$10,000 for Professional and Outside Services to contract with college interns to assist the Commission Staff with research projects. Also included is \$29,500 for replacement equipment and \$5,900 for a personal computer with peripherals, a copier collator, and a binding machine. \$6,900 was also included for commercial rent and Risk Management increases as well as a 4% general inflation increase.

- 1/ In addition, 1 FTE position is funded in the Cannabis/Controlled Substance Tax and Fine Enforcement line item.
- 2/ The Arizona Criminal Justice Commission shall submit to the Chairmen of the Senate and House of Representatives Appropriations Committees and the Staff Director of the Joint Legislative Budget Committee, on or before September 30, 1989, a report setting forth a detailed plan of all ongoing and special projects to be undertaken during fiscal year 1990. This should include all individual tasks associated with each project and the estimated staff hours for each. The report should also include the costs of each project and the source of funding.
- 3/ The Arizona Criminal Justice Commission shall submit a quarterly report to the Chairmen of the Senate and House of Representatives Appropriations Committees and the Staff Director of the Joint Legislative Budget Committee relating to the investigation and the collection of license fees and taxes on cannabis and controlled substances as provided by Title 42, Chapter 7, Article 1, A.R.S., as well as other fees, fines, surcharges, penalty assessments, and costs devoted to criminal justice and related purposes.
- 4/ Represents General Appropriation Act funds. Appropriated as a lump sum for the agency with special line items. The line items within the "Operation Sub-Total" are shown for information only.
- 5/ This appropriation is exempt from the provisions of A.R.S. § 35-190, relating to lapsing appropriations.
- 6/ This appropriation is exempt from the provisions of A.R.S. § 35-190, relating to lapsing appropriations, except that any monies remaining unexpended or unencumbered on June 30, 1997 shall revert to the Corrections Fund.
- 7/ Notwithstanding the limitations of A.R.S. § 41-1651, relating to the expenditure of monies for corrections facilities, this appropriation is to be administered by the Criminal Justice Commission pursuant to A.R.S. § 41-2402, for the purpose of enhancing efforts to investigate, prosecute, adjudicate, and punish drug offenders.

JLBC Analyst: Flanders

Donald Owens, The Adjutant General (Tel. 267-2710)

GENERAL FUND AND NUCLEAR EMERGENCY MANAGEMENT FUND	Fiscal 88 Actual	Fiscal 89 Estimate	Fiscal 90 Approved
<u>Program Summary</u>			
Emergency Services	752,200	965,400	856,700
Military Affairs	<u>3,093,900</u>	<u>3,199,800</u>	<u>3,389,100</u>
TOTAL APPROPRIATIONS	<u><u>3,846,100</u></u>	<u><u>4,165,200</u></u>	<u><u>4,245,800</u></u>
<u>Expenditure Detail</u>			
FTE Positions	<u>62.0</u>	<u>62.0</u>	<u>62.0</u>
Personal Services	<u>1,426,600</u>	<u>1,473,200</u>	<u>1,496,400</u>
Employee Related Exp.	<u>284,900</u>	<u>361,000</u>	<u>334,800</u>
Travel - State	29,100	30,100	32,500
Travel - Out of State	9,800	9,700	10,000
Other Operating Exp.	1,027,300	1,063,800	1,111,200
Equipment	<u>15,500</u>	<u>12,600</u>	<u>13,800</u>
All Other Operating Exp.	<u>1,081,700</u>	<u>1,116,200</u>	<u>1,167,500</u>
OPERATION SUB-TOTAL	<u>2,793,200</u>	<u>2,950,400</u>	<u>2,998,700</u>
Special Line Items	1,052,900	1,214,800	1,043,800
Additional Appropriation	<u>-0-</u>	<u>-0-</u>	<u>203,300</u>
TOTAL APPROPRIATIONS	<u><u>3,846,100</u></u>	<u><u>4,165,200</u></u>	<u><u>4,245,800</u></u>
<u>Fund Summary</u>			
General Fund	3,693,300	3,979,300	4,042,500
Nuclear Emer. Mgt. Fund	<u>152,800</u>	<u>185,900</u>	<u>203,300</u> ^{1/}
TOTAL APPROPRIATIONS	<u><u>3,846,100</u></u>	<u><u>4,165,200</u></u>	<u><u>4,245,800</u></u>

^{1/} Appropriated from the General Fund to the Nuclear Emergency Management Fund in Chapter 136 (H.B. 2024).

JLBC Analyst: Flanders

Donald Owens, The Adjutant General (Tel. 267-2710)

GENERAL FUND AND NUCLEAR EMERGENCY MANAGEMENT FUND	Fiscal 88 Actual	Fiscal 89 Estimate	Fiscal 90 Approved
FTE Positions	<u>13.0</u>	<u>13.0</u>	<u>13.0</u>
Personal Services	<u>334,700</u>	<u>368,400</u>	<u>379,100</u>
Employee Related Exp.	<u>64,200</u>	<u>86,200</u>	<u>76,700</u>
Travel - State	4,700	9,500	10,100
Travel - Out of State	7,900	6,700	6,900
Other Operating Exp.	65,100	88,300	77,300
Equipment	<u>5,200</u>	<u>-0-</u>	<u>-0-</u>
All Other Operating Exp.	<u>82,900</u>	<u>104,500</u>	<u>94,300</u>
OPERATION SUB-TOTAL	481,800	559,100	550,100
Civil Air Patrol	82,600	78,400	83,300
Hazardous Materials Program	35,000	22,000	20,000
Emer. Response Commission	-0-	120,000	-0-
Nuclear Emer. Management	<u>152,800</u>	<u>185,900</u>	<u>-0-</u>
TOTAL	752,200	965,400	653,400 ^{1/}
Additional Appropriations - 39th Leg., 1st Reg. Session			
Nuclear Emer. Mgt., Ch. 136	<u>--</u>	<u>--</u>	<u>203,300</u>
TOTAL APPROPRIATIONS	<u>752,200</u>	<u>965,400</u>	<u>856,700</u>

The approved amount includes \$4,700 in Personal Services and \$500 in Employee Related Expenditures for salary increases, and a decrease of \$10,000 in Employee Related Expenditures for the decreased retirement contribution.

(Continued)

^{1/} Represents General Appropriation Act funds. Appropriated as a lump sum for the program, with special line items. The line items within the "Operation Sub-Total" are shown for information only.

DEPARTMENT OF EMERGENCY AND MILITARY AFFAIRS - EMERGENCY SERVICES (Cont'd)
GENERAL FUND AND NUCLEAR EMERGENCY MANAGEMENT FUND

ADDITIONAL LEGISLATION

Nuclear Emergency Appropriation and Assessment - Chapter 136 (H.B. 2024)- Appropriates \$635,100 from the State General Fund to the Nuclear Emergency Management Fund, pursuant to A.R.S. § 26-306.1, for administering and enforcing the state plan for off-site response to an emergency caused by an accident at a commercial nuclear generating station. An amount of \$635,100, plus interest at the rate of 10% per year, is assessed against each consortium constructing or operating a commercial nuclear generating station in this state. The assessment shall be deposited into the General Fund.

Specifically, the following amounts are appropriated from the State General Fund:

1. Division of Emergency Services, Department of Emergency and Military Affairs:

Personal Services	\$111,900
Employee Related Exp.	37,500
Other Operating Exp.	<u>53,900</u>
TOTAL	<u>\$203,300</u>

2. Radiation Regulatory Agency:

Personal Services	\$103,800
Employee Related Exp.	32,100
Other Operating Exp.	113,500
Equipment	<u>70,700</u>
TOTAL	<u>\$320,100</u>

3. For disbursement by the Division of Emergency Services, Department of Emergency and Military Affairs, to departments and agencies of Maricopa County that are assigned responsibilities under the state off-site nuclear emergency response plan:

Personal Services	\$105,760
Other Operating Exp.	<u>5,940</u>
TOTAL	<u>\$111,700</u>

JLBC Analyst: Flanders

Donald Owens, The Adjutant General (Tel. 267-2710)

GENERAL FUND	Fiscal 88 Actual	Fiscal 89 Estimate	Fiscal 90 Approved
FTE Positions	<u>49.0</u>	<u>49.0</u>	<u>49.0</u>
Personal Services	<u>1,091,900</u>	<u>1,104,800</u>	<u>1,117,300</u>
Employee Related Exp.	<u>220,700</u>	<u>274,800</u>	<u>258,100</u>
Travel - State	24,400	20,600	22,400
Travel - Out of State	1,900	3,000	3,100
Other Operating Exp.	962,200	975,500	1,033,900
Equipment	<u>10,300</u>	<u>12,600</u>	<u>13,800</u>
All Other Operating Exp.	<u>998,800</u>	<u>1,011,700</u>	<u>1,073,200</u>
OPERATION SUB-TOTAL	2,311,400	2,391,300	2,448,600
Service Contracts	686,400	686,400	805,200
Education Reimbursement	31,000	47,000	40,000
Guardsmen - State Active Duty	9,600	5,100	5,300
Uniform Allowance	38,500	40,000	40,000
Unit Allowance	17,000	10,000	10,000
Reimbursable State Active Duty	<u>-0-</u>	<u>20,000</u>	<u>40,000</u> ^{1/}
TOTAL APPROPRIATIONS	<u>3,093,900</u>	<u>3,199,800</u>	<u>3,389,100</u> ^{2/}

The approved amount includes \$13,100 in Personal Services and \$1,600 in Employee Related Expenditures for salary increases, and a decrease of \$29,700 in Employee Related Expenditures for the decreased retirement contribution.

Personal Services - The appropriation includes vacancy savings of \$11,200.

Uniform Allowance - The appropriation provides funds for reimbursement to officers and warrant officers of the Arizona National Guard for uniform and equipment expenditures, as specified by A.R.S. § 26-157.

Unit Allowance - The appropriation provides funds to be distributed to the units of the Arizona National Guard for morale purposes.

(Continued)

^{1/} All expenditures from this appropriation shall be reimbursed to the General Fund by the Department of Emergency and Military Affairs, in accordance with A.R.S. § 35-142.01.

^{2/} Represents General Appropriation Act funds. Appropriated as a modified lump sum for the program. The line items within "All Other Operating Exp." are shown for information only.

DEPARTMENT OF EMERGENCY AND MILITARY AFFAIRS - MILITARY AFFAIRS (Cont'd)
GENERAL FUND

CAPITAL OUTLAY

Capital Outlay Bill - Chapter 302 (S.B. 1468) - The Capital Outlay Bill appropriates \$898,200 from the General Fund as follows:

- o Phoenix Military Reservation - Papago Project. \$892,600
These funds will be used for the design and construction of a 46,975 square foot armory with an estimated construction cost of \$3,283,200. The National Guard Bureau has approved this project as an addition to the Moreland Street Armory which was constructed in 1982. The federal share of this project is estimated to be \$2,340,000.

- o Tempe Armory. 5,600
Funding will allow completion of the professional services funding for the project and allow the department to continue negotiations with Arizona State University for a land trade to obtain the site for this project.

Total Capital Outlay Appropriations

\$898,200

Arter L. Johnson, Chairman (Tel. 542-5656)

GENERAL FUND	Fiscal 88 Actual	Fiscal 89 Estimate	Fiscal 90 Approved
FTE Positions	<u>40.0</u>	<u>40.0</u>	<u>43.0</u>
Personal Services	<u>1,051,800</u>	<u>1,088,900</u>	<u>1,074,500</u>
Employee Related Exp.	<u>198,900</u>	<u>245,200</u>	<u>316,200</u>
Travel - State	32,600	40,600	33,100
Travel - Out of State	1,200	-0-	-0-
Other Operating Exp.	202,900	108,400	140,000
Equipment	<u>8,600</u>	<u>-0-</u>	<u>-0-</u>
All Other Operating Exp.	<u>245,300</u>	<u>149,000</u>	<u>173,100</u>
TOTAL APPROPRIATIONS	<u>1,496,000</u>	<u>1,483,100</u>	<u>1,563,800</u> ^{1/2/}

The approved amount includes \$9,400 in Personal Services and \$1,000 in Employee Related Expenditures for salary increases, and a decrease of \$28,700 in Employee Related Expenditures for the decreased retirement contribution.

Personal Services - The approved amount includes funding for three Clerk Typist III FTE positions and reflects the deletion of two FTE positions, an Administrative Support Supervisor I and an Administrative Assistant III. Also included is \$315,000 for seven Board members who are full-time employees.

(Continued)

1/ Represents General Appropriation Act funds. Appropriated by detailed line item for the agency.

2/ The Board shall submit quarterly reports to the Chairmen of the Senate and House of Representatives Appropriations Committees and to the Staff Director of the Joint Legislative Budget Committee, by October 15, 1989 and the 15th of January, April, and July, 1990, setting forth implemented organizational changes and their effects upon the efficiency and effectiveness of the Board of Pardons and Paroles.

The reports shall include an itemization of the certifications received from the Department of Corrections, the number of inmates who refused to appear for parole hearings as well as those who waived this right, the files prepared for the Board, and the parole hearings held and their outcomes. The reports shall also include a description of the training received by the hearing officers, an accounting of the caseload of each, an itemization of their travel expenditures, and the percentage of hearing officer recommendations accepted by the Board at its monthly review hearings. In addition, the Board shall report on the implementation and effectiveness of the Risk Assessment methodology.

BOARD OF PARDONS AND PAROLES (Cont'd)
GENERAL FUND

Employee Related Exp. - The approved amount includes funding for two Hearing Officer I FTE positions and reflects the reclassification of one Hearing Officer II position to a Hearing Officer I. Also included is additional funding for the Planner III position. This represents a total of \$59,600 for Personal Services and \$13,500 for Employee Related Expenditures, plus adjustments for salary increases and reduced retirement contribution. Also included is \$4,500 for Equipment and Other Operating Expenditures as well as \$25,000 for In-State Travel for Hearing Officers.

In-State Travel - The approved amount reflects funding for Board member travel only. Travel expenditures for Hearing Officers is included in Employee Related Expenditures (see above).

Other Operating Exp. - The approved amount includes \$28,600 for increased Risk Management costs as well as a 4% general inflation increase.

JLBC Analyst: Miller

Ralph T. Milstead, Director (Tel. 223-2359)

GENERAL FUND AND OTHER APPROPRIATED FUNDS	Fiscal 88 Actual	Fiscal 89 Estimate	Fiscal 90 Approved
<u>Program Summary</u>			
Criminal Investigation	11,452,300	11,880,000	12,282,300
Highway Patrol	28,622,400	30,750,700	32,883,900
Administration	15,542,800	16,924,700	18,660,600
Criminal Justice Support	8,673,100	8,920,000	8,888,300
Telecommunications	<u>12,553,100</u>	<u>13,736,600</u>	<u>13,957,300</u>
TOTAL APPROPRIATIONS	<u>76,843,700</u>	<u>82,212,000</u>	<u>86,672,400</u>
<u>Expenditure Detail</u>			
FTE Positions	<u>1,620.0</u>	<u>1,620.0</u>	<u>1,622.0</u>
Personal Services	<u>50,775,900</u>	<u>52,727,600</u>	<u>54,424,900</u>
Employee Related Exp.	<u>8,717,400</u>	<u>10,489,800</u>	<u>10,565,400</u>
Prof. & Outside Services	290,400	248,700	254,000
Travel - State	457,500	551,200	556,500
Travel - Out of State	189,300	173,100	173,800
Other Operating Exp.	12,441,700	13,462,300	14,667,900
Equipment	<u>3,557,900</u>	<u>4,050,300</u>	<u>5,520,900</u>
All Other Operating Exp.	<u>16,936,800</u>	<u>18,485,600</u>	<u>21,173,100</u>
OPERATION SUB-TOTAL	76,430,100	81,703,000	86,163,400
Special Line Items ^{1/}	<u>413,600</u>	<u>509,000</u>	<u>509,000</u>
TOTAL APPROPRIATIONS	<u>76,843,700</u>	<u>82,212,000</u>	<u>86,672,400</u>
<u>Fund Summary</u>			
General Fund	75,190,700	69,515,000	84,850,400
Arizona Highway Patrol Fund ^{6/}	394,800	11,371,000 ^{7/}	500,000 ^{8/}
State Highway Fund	<u>1,258,200</u>	<u>1,326,000</u>	<u>1,322,000</u>
TOTAL APPROPRIATIONS	<u>76,843,700</u>	<u>82,212,000</u>	<u>86,672,400</u> ^{9/}

(Continued)

^{1/} Details for the Special Line Items are included on the individual program pages.

^{2/} Of the lump sum appropriation, \$2,485,000 is exempt from the provision of A.R.S. § 35-190, relating to lapsing of appropriations, provided that purchase orders covering replacement of highway patrol enforcement vehicles have been placed prior to June 30, 1990.

(Footnotes Continued on Following Page)

DEPARTMENT OF PUBLIC SAFETY - SUMMARY (Cont'd)
GENERAL FUND AND OTHER APPROPRIATED FUNDS

The approved amount includes \$613,100 in Personal Services and \$58,600 in Employee Related Expenditures for salary increases, and a decrease of \$526,700 in Employee Related Expenditures for the decreased retirement contribution.

CAPITAL OUTLAY

Capital Outlay Bill - Chapter 302 (S.B. 1468) - The Capital Outlay Bill appropriates \$472,000 from the General Fund as follows:

o Phoenix - University Station Facility Expansion	\$ 282,000
Funds to design, bid and construct a 2,500 square foot expansion at the University Station Facility. This funding also provides for a renovation of the existing facility.	
o Phoenix - Renovate Computer Operations Center	150,000
Funds to renovate the Phoenix Compound Computer Operations Center.	
o Officers Remote Housing - Dateland, Quartsite	40,000
Funds to be used as deposits on land acquisition sites for field officer housing.	
Total Capital Outlay Appropriations	<u>\$ 472,000</u>

(Footnotes Continued From Previous Page)

- 3/ It is the intent of the Legislature that the department use a portion of the lump sum appropriation to provide on-site air rescue services to Northeastern Arizona during peak traffic periods.
- 4/ The lump sum appropriation may be used for inequity salary adjustments for sworn personnel provided that such expenditures are from funds generated from internal budget reductions. Any budget reductions will be considered as base adjustment for budgetary purposes in future years.
- 5/ It is the intent of the Legislature that the Department of Public Safety continue to report expenditures, for budget request purposes, by functional or programmatic categories by line item, similar in nature to past budgetary practices.
- 6/ The Arizona Highway Patrol Fund contains miscellaneous department revenues and fund transfers pursuant to A.R.S. § 28-1891.
- 7/ Laws 1989, Chapter 4 (H.B. 2269), transferred \$10,741,000 to the Highway Patrol Fund from the Arizona Highways Magazine Fund and the Transportation Department Equipment Revolving Fund.
- 8/ In addition to the \$86,672,400 lump sum appropriation, any balance and receipts received under A.R.S. § 28-891, are appropriated to the Department of Public Safety.
- 9/ Any monies remaining in the Department of Public Safety Joint Account on June 30, 1990 shall revert to the funds from which they were appropriated. The reverted monies shall be returned in direct proportion to the amounts appropriated.

JLBC Analyst: Miller

Ralph T. Milstead, Director (Tel. 223-2359)

DEPARTMENT OF PUBLIC SAFETY JOINT ACCOUNT	Fiscal 88 Actual	Fiscal 89 Estimate	Fiscal 90 Approved
FTE Positions	<u>255.0</u>	<u>255.0</u>	<u>255.0</u>
Personal Services	<u>8,975,900</u>	<u>9,335,800</u>	<u>9,564,400</u>
Employee Related Exp.	<u>1,383,000</u>	<u>1,726,900</u>	<u>1,738,800</u>
Prof. & Outside Services	2,000	15,800	2,500
Travel - State	114,200	125,000	125,000
Travel - Out of State	39,000	38,900	38,900
Other Operating Exp.	356,400	433,100	335,200
Equipment	<u>581,800</u>	<u>204,500</u>	<u>477,500</u>
All Other Operating Exp.	<u>1,093,400</u>	<u>817,300</u>	<u>979,100</u>
TOTAL APPROPRIATIONS	<u>11,452,300</u>	<u>11,880,000</u>	<u>12,282,300</u> ^{1/}

The approved amount includes \$118,100 in Personal Services and \$10,600 in Employee Related Expenditures for salary increases, and a decrease of \$65,800 in Employee Related Expenditures for the decreased retirement contribution.

Personal Services - The approved amount incorporates a .5% vacancy factor for a savings of \$44,500.

Equipment - The approved amount provides for the replacement of 35 sedan/truck undercover vehicles - \$402,500, and 5 four wheel drive vehicles - \$75,000.

^{1/} Represents General Appropriation Act funds. Appropriated as a lump sum for the agency. The program and line item detail are shown for information only.

JLBC Analyst: Miller

Ralph T. Milstead, Director (Tel. 223-2359)

DEPARTMENT OF PUBLIC SAFETY JOINT ACCOUNT	Fiscal 88 Actual	Fiscal 89 Estimate	Fiscal 90 Approved
FTE Positions	<u>713.0</u>	<u>718.0</u>	<u>718.0</u>
Personal Services	<u>22,583,700</u>	<u>23,232,200</u>	<u>24,113,400</u>
Employee Related Exp.	<u>4,013,100</u>	<u>4,755,700</u>	<u>4,872,300</u>
Prof. & Outside Services	10,800	8,300	8,300
Travel - State	182,200	229,500	230,500
Travel - Out of State	45,000	24,700	24,700
Other Operating Exp.	254,000	332,100	270,000
Equipment	<u>1,533,600</u>	<u>2,168,200</u>	<u>3,364,700</u>
All Other Operating Exp.	<u>2,025,600</u>	<u>2,762,800</u>	<u>3,898,200</u>
TOTAL APPROPRIATIONS	<u>28,622,400</u>	<u>30,750,700</u>	<u>32,883,900</u>
<u>Fund Summary</u>			
General Fund	27,454,200	18,563,400	31,571,600
Highway Patrol Fund	394,800	11,371,000	500,000
State Highway Fund	<u>773,400</u>	<u>816,300</u>	<u>812,300</u>
TOTAL APPROPRIATIONS	<u>28,622,400</u>	<u>30,750,700</u>	<u>32,883,900</u> ^{1/}

The approved amount includes \$297,700 in Personal Services and \$28,500 in Employee Related Expenditures for salary increases, and a decrease of \$101,900 in Employee Related Expenditures for the decreased retirement contribution.

Equipment - The approved amount provides for 187 replacement vehicles - \$2,485,000, 6 weight scales/trailers - \$127,200, hazardous material equipment - \$27,400, and 352 new hand held radios - \$725,100. The Department currently has 198 hand held radios. The addition of 352 more will complete this equipment program.

^{1/} Represents General Appropriation Act funds. Appropriated as a lump sum for the agency. The program and line item detail are shown for information only.

JLBC Analyst: Miller

Ralph T. Milstead, Director (Tel. 223-2359)

DEPARTMENT OF PUBLIC SAFETY JOINT ACCOUNT	Fiscal 88 Actual	Fiscal 89 Estimate	Fiscal 90 Approved
FTE Positions	<u>211.0</u>	<u>209.0</u>	<u>209.0</u>
Personal Services	<u>6,391,100</u>	<u>6,694,600</u>	<u>6,840,100</u>
Employee Related Exp.	<u>1,101,200</u>	<u>1,346,100</u>	<u>1,418,600</u>
Prof. & Outside Services	109,200	111,300	121,000
Travel - State	76,300	79,800	79,100
Travel - Out of State	43,300	48,500	48,200
Other Operating Exp.	7,626,500	8,504,400	9,647,400
Equipment	<u>138,500</u>	<u>83,300</u>	<u>449,500</u>
All Other Operating Exp.	<u>7,993,800</u>	<u>8,827,300</u>	<u>10,345,200</u>
OPERATION SUB-TOTAL	15,486,100	16,868,000	18,603,900
Blood & Alcohol Program	<u>56,700</u>	<u>56,700</u>	<u>56,700</u>
TOTAL APPROPRIATIONS	<u>15,542,800</u>	<u>16,924,700</u>	<u>18,660,600</u>
<u>Fund Summary</u>			
General Fund	15,217,200	16,581,900	18,317,800
State Highway Fund	<u>325,600</u>	<u>342,800</u>	<u>342,800</u>
TOTAL APPROPRIATIONS	<u>15,542,800</u>	<u>16,924,700</u>	<u>18,660,600</u> ^{1/}

The approved amount includes \$84,400 in Personal Services and \$8,200 in Employee Related Expenditures for salary increases, and a decrease of \$116,100 in Employee Related Expenditures for the decreased retirement contribution.

Personal Services - The approved amount incorporates a .5% vacancy factor for a savings of \$33,000.

All Other Operating - The approved amount includes \$100,000 for the Fleet Management Section to provide additional fuel for the Highway Patrol. The additional fuel will increase the patrol's travel capability approximately 819,700 miles. The approved amount for equipment provides for replacement of hand guns, body armor and shop equipment.

^{1/} Represents General Appropriation Act funds. Appropriated as a lump sum for the agency. The program and line item detail are shown for information only.

JLBC Analyst: Miller

Ralph T. Milstead, Director (Tel. 223-2359)

DEPARTMENT OF PUBLIC SAFETY JOINT ACCOUNT	Fiscal 88 Actual	Fiscal 89 Estimate	Fiscal 90 Approved
FTE Positions	<u>157.0</u>	<u>154.0</u>	<u>156.0</u>
Personal Services	<u>5,462,300</u>	<u>5,620,000</u>	<u>5,922,200</u>
Employee Related Exp.	<u>900,700</u>	<u>1,034,000</u>	<u>1,031,200</u>
Prof. & Outside Services	35,100	66,800	66,800
Travel - State	30,600	38,000	43,000
Travel - Out of State	49,000	49,100	50,100
Other Operating Exp.	1,853,400	1,816,800	1,577,300
Equipment	<u>342,000</u>	<u>295,300</u>	<u>197,700</u>
All Other Operating Exp.	<u>2,310,100</u>	<u>2,266,000</u>	<u>1,934,900</u>
TOTAL APPROPRIATIONS	<u>8,673,100</u>	<u>8,920,000</u>	<u>8,888,300</u>
<u>Fund Summary</u>			
General Fund	8,513,900	8,753,100	8,721,400
State Highway Fund	<u>159,200</u>	<u>166,900</u>	<u>166,900</u>
TOTAL APPROPRIATIONS	<u>8,673,100</u>	<u>8,920,000</u>	<u>8,888,300</u> ^{1/}

The approved amount includes \$73,100 in Personal Services and \$6,900 in Employee Related Expenditures for salary increases, and a decrease of \$89,700 in Employee Related Expenditures for the decreased retirement contribution.

Personal Services - The approved amount incorporates a .5% vacancy factor for a savings of \$27,800 and includes \$65,000 for 2 new FTE positions for the Crime Lab to establish the capability for deoxyribonucleic acid (DNA) printing. Also included is \$120,000 for overtime to provide on-site air rescue services in northeastern Arizona during peak traffic periods.

All Other Operating - The approved amount includes \$21,600 for travel and operating expenses to support the air rescue operation and the DNA printing activity. The approved amount provides \$142,500 for replacement equipment which includes replacement of crime scene equipment, an automatic blood analysis system, two gas chromatograph machines, and miscellaneous lab equipment. The amount also includes \$55,200 for new equipment for the DNA printing lab.

^{1/} Represents General Appropriation Act funds. Appropriated as a lump sum for the agency. The program and line item detail are shown for information only.

JLBC Analyst: Miller

Ralph T. Milstead, Director (Tel. 223-2359)

DEPARTMENT OF PUBLIC SAFETY JOINT ACCOUNT	Fiscal 88 Actual	Fiscal 89 Estimate	Fiscal 90 Approved
FTE Positions	<u>284.0</u>	<u>284.0</u>	<u>284.0</u>
Personal Services	<u>7,362,900</u>	<u>7,845,000</u>	<u>7,984,800</u>
Employee Related Exp.	<u>1,319,400</u>	<u>1,627,100</u>	<u>1,504,500</u>
Prof. & Outside Services	133,300	46,500	55,400
Travel - State	54,200	78,900	78,900
Travel - Out of State	13,000	11,900	11,900
Other Operating Exp.	2,351,400	2,375,900	2,838,000
Equipment	<u>962,000</u>	<u>1,299,000</u>	<u>1,031,500</u>
All Other Operating Exp.	<u>3,513,900</u>	<u>3,812,200</u>	<u>4,015,700</u>
OPERATION SUB-TOTAL	12,196,200	13,284,300	13,505,000
ACJIS	<u>356,900</u>	<u>452,300</u>	<u>452,300</u>
TOTAL APPROPRIATIONS	<u>12,553,100</u>	<u>13,736,600</u>	<u>13,957,300</u> ^{1/}

The approved amount includes \$98,600 in Personal Services and \$9,700 in Employee Related Expenditures for salary increases, and a decrease of \$212,100 in Employee Related Expenditures for the decreased retirement contribution.

Personal Services - The approved amount incorporates a .5% vacancy factor for a savings of \$39,300.

Equipment - The approved amount provides for replacement of a microwave alarm system equipment and communications equipment.

^{1/} Represents General Appropriation Act funds. Appropriated as a lump sum for the agency. The program and line item detail are shown for information only.

JLBC Analyst: Blanton

Charles L. Miller, Director (Tel. 255-7226)

GENERAL FUND AND OTHER APPROPRIATED FUNDS	Fiscal 88 Actual	Fiscal 89 Estimate	Fiscal 90 Approved
--	---------------------	-----------------------	-----------------------

Program Summary

Director's Staff	395,500	439,900	430,200
Trans. Planning Division	3,312,700	3,704,200	3,544,400
Admin. Services Division	23,243,600	29,685,200	31,641,700
Special Support Group	3,245,300	3,530,900	3,565,400
Motor Vehicle Division	23,905,000	26,809,600	30,546,100
Highways Division	90,939,900	101,376,800	104,022,800
Aeronautics Division	592,900	1,184,600	1,462,200
Public Transit Division	52,300	256,000	57,400
TOTAL APPROPRIATIONS	<u>145,687,200</u>	<u>166,987,200</u>	<u>175,270,200</u>

Expenditure Detail

FTE Positions	<u>2,262.0</u>	<u>2,378.0</u>	<u>2,491.0</u>
Personal Services	<u>55,949,900</u>	<u>61,575,500</u>	<u>62,626,800</u>
Employee Related Exp.	<u>11,044,000</u>	<u>14,029,900</u>	<u>13,175,700</u>
Prof. & Outside Services	1,081,400	749,600	1,375,300
Travel - State	1,076,200	1,562,000	1,630,300
Travel - Out of State	105,500	133,500	143,000
Other Operating Exp.	15,475,900	20,430,300	23,611,100
Equipment	<u>1,584,000</u>	<u>1,818,800</u>	<u>1,871,400</u>
All Other Operating Exp.	<u>19,323,000</u>	<u>24,694,200</u>	<u>28,631,100</u>
OPERATION SUB-TOTAL	86,316,900	100,299,600	104,433,600
Special Line Items	<u>59,370,300</u>	<u>66,687,600</u>	<u>70,836,600</u>
TOTAL APPROPRIATIONS	<u>145,687,200</u>	<u>166,987,200</u>	<u>175,270,200</u>

Fund Summary

State Highway Fund	145,037,500	165,519,600	173,654,600
State Aviation Fund	592,900	1,184,600	1,254,200
General Fund	56,800	83,000	82,000
Air Quality Fund	<u>-0-</u>	<u>200,000</u>	<u>279,400</u>
TOTAL APPROPRIATIONS	<u>145,687,200</u>	<u>166,987,200</u>	<u>175,270,200</u>

(Continued)

DEPARTMENT OF TRANSPORTATION - SUMMARY (Cont'd)
GENERAL FUND AND OTHER APPROPRIATED FUNDS

ADDITIONAL LEGISLATION

Highway Bonding Authority - Chapter 62 (H.B. 2011) - This bill increases the maximum total principal amount of highway bonds which may be outstanding to \$800,000,000.

State Transportation Board - Chapter 55 (H.B. 2305) - Prescribes the organizational meeting date for the State Transportation Board.

CAPITAL OUTLAY

Capital Outlay Bill - Chapter 302 (S.B. 1468) - The Capital Outlay Bill appropriates \$882,000 from the State Highway Fund to the Department of Administration for Building Renewal.

o Building Renewal \$ 882,000

The Capital Outlay Bill also appropriates \$5,490,600 from the Highway Fund to the Department of Transportation for the following:

o Renovation of the Smith Pipe and Steel Building \$ 2,210,300

This building was acquired through a right-of-way acquisition for the I-10 freeway and paid for through Federal Highway Funds. The renovation will provide a safe environment for the Materials Testing Section which is now housed at various locations.

o Tucson Regional Service Center 1,077,600

This will provide for the construction of a centralized, combined State Motor Vehicle Service Facility for all major Motor Vehicle Division functions. Tucson residents will find Enforcement Offices, Title and Registration, Driver Licensing, Hearing Offices, and Driver Improvement Offices at a single location.

o Prescott Maintenance Yard 118,000

This project provides for the relocation of 2 buildings from the existing Prescott Maintenance yard and reconstruction at the new yard site. This is the third phase of the maintenance yard relocation project.

o Prescott Equipment Shop 308,500

It provides for the first third of the cost of construction of a 7 bay equipment shop to be located at the new yard.

(Continued)

DEPARTMENT OF TRANSPORTATION - SUMMARY (Cont'd)
GENERAL FUND AND OTHER APPROPRIATED FUNDS

o Modular Wall Systems	\$ 450,000
Funding is for Phase IV of VII Phases to provide Modular Systems for the Headquarters Complex. Funding this year provides an additional 100 work stations and will allow the department to move employees from the trailers into permanent office space.	
o Yuma Service Center	901,200
This will allow the department to construct a service center that will be a centralized, combined State Motor Vehicle Service facility encompassing all major Motor Vehicle Division functions including Enforcement, Title and Registration, Driver Licensing, Hearings and Driver Improvement.	
o Page Water System	125,000
This will allow construction of a new water system to replace the existing system. The new system will be engineered to provide service for 80 people, a port of entry operation, fire protection, and other related highway operations.	
o Fuel Tank Upgrade	300,000
This is a continuation of a multi-year project to replace tanks that must be removed from service, some of which are 30 years old. Funding is to provide replacement or retrofitting of approximately 109 fuel tanks and removal of 130 fuel tanks from service.	
Sub-Total	\$ 6,372,600
o State Highway Construction	\$161,685,000
For the construction planning and construction of state highways, including (a) the national system of inter-state highways within Arizona, (b) the state primary system, (c) the state secondary system, (d) the county secondary or primary system, and (e) urban area routes; the acquisition of right-of-way; and the cost of field administration and field engineering on construction projects.	
Sub-Total	\$168,057,600
o State Aviation	\$ 7,167,000
For construction planning and the construction, development and improvement of state, county, city or town airports as determined by the Transportation Board.	
Total Capital Outlay Appropriations	<u>\$175,224,600</u>

JLBC Analyst: Blanton

Charles L. Miller, Director (Tel. 255-7226)

STATE HIGHWAY FUND	Fiscal 88 Actual	Fiscal 89 Estimate	Fiscal 90 Approved
FTE Positions	6.0	6.0	6.0
Personal Services	311,900	333,600	334,000
Employee Related Exp.	38,200	52,300	40,900
Travel - State	11,000	19,600	19,700
Travel - Out of State	9,600	10,400	10,700
Other Operating Exp.	24,800	24,000	24,900
All Other Operating Exp.	45,400	54,000	55,300
TOTAL APPROPRIATIONS	395,500	439,900	430,200 ^{1/}

The approved amount includes \$4,100 in Personal Services and \$300 in Employee Related Expenditures for salary increases, and a decrease of \$8,900 in Employee Related Expenditures for the decreased retirement contribution.

^{1/} Represents General Appropriation Act funds. Appropriated as a lump sum for the program. The line items are shown for information only.

JLBC Analyst: Blanton

Charles L. Miller, Director (Tel. 255-7226)

STATE HIGHWAY FUND AND GENERAL FUND	Fiscal 88 Actual	Fiscal 89 Estimate	Fiscal 90 Approved
FTE Positions	<u>92.0</u>	<u>92.0</u>	<u>89.0</u>
Personal Services	<u>2,501,700</u>	<u>2,639,100</u>	<u>2,468,200</u>
Employee Related Exp.	<u>463,300</u>	<u>563,600</u>	<u>480,800</u>
Travel - State	58,400	92,200	92,200
Travel - Out of State	10,200	16,200	16,600
Other Operating Exp.	269,600	335,000	381,700
Equipment	<u>5,000</u>	<u>31,100</u>	<u>80,300</u>
All Other Operating Exp.	<u>343,200</u>	<u>474,500</u>	<u>570,800</u>
OPERATION SUB-TOTAL	3,308,200	3,677,200	3,519,800
Other Transit Planning (General Fund)	<u>4,500</u>	<u>27,000</u>	<u>24,600</u>
TOTAL APPROPRIATIONS	<u>3,312,700</u>	<u>3,704,200</u>	<u>3,544,400</u>
<u>Fund Summary</u>			
General Fund	4,500	27,000	24,600
Other Funds	<u>3,308,200</u>	<u>3,677,200</u>	<u>3,519,800</u>
TOTAL APPROPRIATIONS	<u>3,312,700</u>	<u>3,704,200</u>	<u>3,544,400</u> ^{1/}

The approved amount includes \$30,500 in Personal Services and \$3,200 in Employee Related Expenditures for salary increases, and a decrease of \$65,600 in Employee Related Expenditures for the decreased retirement contribution.

Personal Services - The amount approved includes a 3% vacancy factor, the transfer out of 1 Planner II to the Highways Division and the elimination of 2 unspecified FTE positions from the Travel and Facilities Branch.

All Other Operating - The approved amount includes \$51,600 for remodeling and reequipping the graphics work center and \$50,000 to provide equipment and software for entry into the state Geographical Information System (GIS).

^{1/} Represents General Appropriation Act funds. Appropriated as a modified lump sum for the program. The line items within "All Other Operating Exp." are shown for information only.

JLBC Analyst: Blanton

Charles L. Miller, Director (Tel. 255-7226)

STATE HIGHWAY FUND	Fiscal 88 Actual	Fiscal 89 Estimate	Fiscal 90 Approved
FTE Positions	283.0	302.0	323.0
Personal Services	7,088,000	7,784,300	8,187,100
Employee Related Exp.	1,332,700	1,705,100	1,700,900
Prof. & Outside Services	449,100	171,800	468,400
Travel - State	5,300	13,700	14,700
Travel - Out of State	13,100	12,700	12,900
Other Operating Exp.	8,946,700	10,381,600	11,779,400
Equipment	535,600	468,600	369,800
All Other Operating Exp.	9,949,800	11,048,400	12,645,200
OPERATION SUB-TOTAL	18,370,500	20,537,800	22,533,200
Risk Management Premium	4,873,100	9,147,400	9,108,500
TOTAL APPROPRIATIONS	23,243,600	29,685,200	31,641,700 ^{1/}

The approved amount includes \$101,100 in Personal Services and \$10,900 in Employee Related Expenditures for salary increases, and a decrease of \$217,500 in Employee Related Expenditures for the decreased retirement contribution.

Personal Services - The amount approved includes a 3% vacancy factor, funding for 18 new FTE positions: 1 Accounting Clerk IV, 1 Administrative Assistant III, 1 Building Plans Technician II, 1 Communication Analyst, 1 Economist II, 1 EDP Computer Operator Analyst II, 3 EDP Systems Project Leader, 1 EDP Systems Project Manager, 2 EDP Technical Support Specialist III's, 1 Fiscal Service Manager II, 1 Fiscal Service Specialist V, 1 Information Processing Specialist III, 1 Refrigeration Mechanic, 1 Research and Statistic Analyst, and 1 Secretary. The transfer in of 3 FTE positions: 1 Transportation Traffic Studies Analyst from the Highways Division and 1 Project Leader and 1 Program Analyst III from the Equipment Revolving Fund. These new positions will provide additional maintenance, computer support, data information, contractual, economic and accounting personnel to support workload increases and reduce reliance and expenditures on outside-architectural support and the capability to carry out mandated requirements of the Generally Accepted Accounting Practices (GAAP).

(Continued)

^{1/} Represents General Appropriation Act funds. Appropriated as a modified lump sum for the program. The line items within "All Other Operating Exp." are shown for information only.

DEPARTMENT OF TRANSPORTATION - ADMINISTRATIVE SERVICES DIVISION - (Cont'd)
STATE HIGHWAY FUND

All Other Operating - The approved amount includes \$150,000 to design and develop a disaster recovery plan which will provide a backup system to the ADOT computer system in event of disaster; \$79,600 for computer hardware and software for the risk management control offices; and \$25,300 for additional telephone equipment and operational costs to support newly authorized FTE positions.

JLBC Analyst: Blanton

Charles L. Miller, Director (Tel. 255-7226)

STATE HIGHWAY FUND	Fiscal 88 Actual	Fiscal 89 Estimate	Fiscal 90 Approved
FTE Positions	<u>75.0</u>	<u>80.0</u>	<u>81.0</u>
Personal Services	<u>2,350,500</u>	<u>2,490,500</u>	<u>2,522,000</u>
Employee Related Exp.	<u>409,400</u>	<u>518,400</u>	<u>470,100</u>
Prof. & Outside Services	219,600	241,400	251,000
Travel - State	21,500	30,800	32,400
Travel - Out of State	17,300	19,200	20,500
Other Operating Exp.	174,100	200,800	221,700
Equipment	<u>38,400</u>	<u>14,600</u>	<u>31,900</u>
All Other Operating Exp.	<u>470,900</u>	<u>506,800</u>	<u>557,500</u>
OPERATION SUB-TOTAL	3,230,800	3,515,700	3,549,600
Education and Training	<u>14,500</u>	<u>15,200</u>	<u>15,800</u>
TOTAL APPROPRIATIONS	<u>3,245,300</u>	<u>3,530,900</u>	<u>3,565,400</u> ^{1/}

The approved amount includes \$31,100 in Personal Services and \$3,300 in Employee Related Expenditures for salary increases, and a decrease of \$67,000 in Employee Related Expenditures for the decreased retirement contribution.

Personal Services - The amount approved includes a 2% vacancy factor and funding for 1 new FTE position: 1 Employee Assistance Representative to provide employee assistance to outlying areas and to handle increased client load.

^{1/} Represents General Appropriation Act funds. Appropriated as a modified lump sum for the program. The line items within "All Other Operating Exp." are shown for information only.

JLBC Analyst: Blanton

Charles L. Miller, Director (Tel. 255-7226)

STATE HIGHWAY FUND AND AIR QUALITY FUND	Fiscal 88 Actual	Fiscal 89 Estimate	Fiscal 90 Approved
FTE Positions	786.0	831.0	879.0
Personal Services	15,614,300	16,822,700	17,401,000
Employee Related Exp.	3,463,400	4,251,100	4,226,500
Prof. & Outside Services	324,000	259,100	572,600
Travel - State	210,200	280,800	319,800
Travel - Out of State	21,200	23,000	25,100
Other Operating Exp.	2,919,800	3,751,300	4,313,400
Equipment	534,300	395,600	112,600
All Other Operating Exp.	4,009,500	4,709,800	5,343,500
OPERATION SUB-TOTAL	23,087,200	25,783,600	26,971,000
License Plates and Tabs	738,800	943,000	1,288,800
Medical Advisory Board	79,000	83,000	86,300
Drivers License/Title	-0-	-0-	2,200,000
TOTAL APPROPRIATIONS	23,905,000	26,809,600	30,546,100 ^{1/}
<u>Fund Summary</u>			
Air Quality Fund	-0-	-0-	70,200
Other Funds	23,905,000	26,809,600	30,475,900
TOTAL APPROPRIATIONS	23,905,000	26,809,600	30,546,100

The approved amount includes \$214,800 in Personal Services and \$24,500 in Employee Related Expenditures for salary increases, and a decrease of \$462,300 in Employee Related Expenditures for the decreased retirement contribution.

Personal Services - The amount approved includes a 3% vacancy factor and funding for 51 new FTE positions: 1 Accounting Clerk III, 1 Accounting Clerk IV, 1 Administrative Support Supervisor I, 15 Classified Drivers License Examiners; 3 Clerk Typist II's, 2 EDP Program Analyst III's, 4 Examiner Technician I's, 1 Fiscal Service Specialist I, 2 Investigator II's, 2 Management Analyst III's, 2 Motor Vehicle Driver Impairment Analysts, 9 Motor Vehicle Field Officer, 1 Motor Vehicle Operator Clerk II, 2 Program and Project Specialist I's, 1 Program and Project Specialist II, 1 Information Processing Specialist I, and

(Continued)

^{1/} Represents General Appropriation Act funds. Appropriated as a modified lump sum for the program. The line items within "All Other Operating Exp." are shown for information only.

DEPARTMENT OF TRANSPORTATION - MOTOR VEHICLE DIVISION (Cont'd)
STATE HIGHWAY FUND AND AIR QUALITY FUND

Personal Services (Cont'd) - 3 Review Field Auditor II's. These new positions will provide additional resources to meet the state motor carrier safety requirements, integrate the drivers license and title and registration system, support computer users, workload increases and increased revenue collections.

All Other Operating - The approved amount provides \$102,000 to provide an automated phone answering system in Tucson.

Drivers License/Title - The approved amount provides \$2,200,000 for the first phase of a four phase program to integrate the Drivers License and Title and Registration automated system.

License Plates and Tabs - The approved amount provides increased funding for increased needs and cost of manufacture of plates and tabs.

The approved amount includes 3 FTE positions and \$70,700 from the Air Quality Fund to implement and operate a compressed natural gas monitoring and reporting system and to support the state gasoline set aside program to assure unblended gasoline availability to all oxygenated fuel supplies.

ADDITIONAL LEGISLATION

Abandoned Vehicles - Chapter 49 (H.B. 2027) - Prescribes liabilities in certain amounts to an owner of record of a vehicle for the cost of sale and disposal of such vehicles abandoned in certain areas.

JLBC Analyst: Blanton

Charles L. Miller, Director (Tel. 255-7226)

STATE HIGHWAY FUND	Fiscal 88 Actual	Fiscal 89 Estimate	Fiscal 90 Approved
FTE Positions	<u>1,003.0</u>	<u>1,037.0</u>	<u>1,083.0</u> ^{1/}
Personal Services	<u>27,725,500</u>	<u>30,796,000</u>	<u>31,041,900</u>
Employee Related Exp.	<u>5,269,300</u>	<u>6,786,700</u>	<u>6,110,100</u>
Prof. & Outside Services	36,300	7,500	10,700
Travel - State	756,700	1,093,500	1,119,300
Travel - Out of State	27,500	35,000	39,900
Other Operating Exp.	3,073,900	5,553,500	6,597,100
Equipment	<u>439,600</u>	<u>900,400</u>	<u>1,269,700</u>
All Other Operating Exp.	<u>4,334,000</u>	<u>7,589,900</u>	<u>9,036,700</u>
OPERATION SUB-TOTAL	37,328,800	45,172,600	46,188,700
Highway Maintenance	51,224,100	55,789,000	57,417,000
Radio Communications	387,800	415,200	417,100
Equipment Revolving Fund	<u>1,999,200</u>	<u>-0-</u>	<u>-0-</u>
TOTAL APPROPRIATIONS	<u>90,939,900</u>	<u>101,376,800</u>	<u>104,022,800</u> ^{2/}

The approved amount includes \$383,200 in Personal Services and \$42,700 in Employee Related Expenditures for salary increases, and a decrease of \$824,700 in Employee Related Expenditures for the decreased retirement contribution.

Personal Services - The amount approved includes a 3% vacancy factor, funding for 48 new FTE positions for Highway Administration: 2 Building Maintenance Technician III's, 5 EDP Technical Support Specialist III's, 1 Engineering Plans Technician II, 1 Information Processing Specialist III, 1 Lab Equipment Materials Technician I, 3 Right-of-Way Agent II's, 8 Transportation Construction Operator Technician I's, 1 Transportation Design Engineer Supervisor, 3 Transportation Engineer I's, 9 Transportation Engineer Specialists, 1 Transportation Engineer Supervisor, 1 Transportation Engineer Team Leader, 1 Transportation Materials Field Crew Technician I, 1 Transportation Materials Lab Technician II, 1 Transportation Materials Lab Technician III, 1 Transportation Materials Lab Team Leader, 1 Transportation Quality Control Technician II, 1

(Continued)

^{1/} In addition 839.5 FTE positions are funded in the Highway Maintenance line item.

^{2/} Represents General Appropriation Act funds. Appropriated as a modified lump sum for the program. The line items within "All Other Operating Exp." are shown for information only.

DEPARTMENT OF TRANSPORTATION - HIGHWAYS DIVISION - (Cont'd)
STATE HIGHWAY FUND

Personal Services (Cont'd) - Transportation Engineer Manager, 1 Right-of-Way Delineation Technician II, and 5 Traffic Signal and Lighting Technician II's. The transfer in of 1 Planner II from the Transportation Planning Division, the transfer out of 1 Traffic Analyst to the Administrative Services Division and funding for 18 new FTE positions for Highway Maintenance: 1 Contractor Maintenance Supervisor and 17 Highway Maintenance Workers. These new positions provide additional resources to manage the increased road construction projects, the opening of additional freeway miles and the maintenance of increased road network miles.

All Other Operating - The approved amount provides \$400,000 to automate the traffic accident reporting system and \$155,000 to improve efficiency and productivity.

Highway Maintenance - The approved amount includes \$225,600 in Personal Services and \$31,800 in Employee Related Expenditures for salary increases, and a decrease of \$485,500 in Employee Related Expenditures for the decreased retirement contribution.

JLBC Analyst: Blanton

Charles L. Miller, Director (Tel. 225-7226)

STATE AVIATION FUND AND AIR QUALITY FUND	Fiscal 88 Actual	Fiscal 89 Estimate	Fiscal 90 Approved
FTE Positions	<u>15.0</u>	<u>28.0</u>	<u>28.0</u>
Personal Services	<u>316,000</u>	<u>667,500</u>	<u>629,700</u>
Employee Related Exp.	<u>60,200</u>	<u>143,600</u>	<u>136,500</u>
Prof. & Outside Services	52,400	69,800	72,600
Travel - State	13,000	30,400	31,200
Travel - Out of State	5,400	15,500	15,800
Other Operating Exp.	65,500	182,000	290,800
Equipment	<u>31,100</u>	<u>8,000</u>	<u>7,100</u>
All Other Operating Exp.	<u>167,400</u>	<u>305,700</u>	<u>417,500</u>
OPERATION SUB-TOTAL	543,600	1,116,800	1,183,700
Reimbursement to Highway Fund	49,300	67,800	70,500
Omnibus Air Quality Act	<u>-0-</u>	<u>-0-</u>	<u>208,000</u>
TOTAL APPROPRIATIONS	<u>592,900</u>	<u>1,184,600</u>	<u>1,462,200</u> ^{1/}
<u>Fund Summary</u>			
State Aviation Fund	592,900	1,184,600	1,254,200
Air Quality Fund	<u>-0-</u>	<u>-0-</u>	<u>208,000</u>
TOTAL APPROPRIATIONS	<u>592,900</u>	<u>1,184,600</u>	<u>1,462,200</u>

The approved amount includes \$7,800 in Personal Services and \$900 in Employee Related Expenditures for salary increases, and a decrease of \$16,700 in Employee Related Expenditures for the decreased retirement contribution.

All Other Operating - The approved amount includes \$106,400 to purchase ground to air radio equipment, leasing of major maintenance/emergency equipment and restoration of the Grand Canyon Airport to bring the airport into safe functional condition.

Omnibus Air Quality Act - The approved amount is for the purpose of funding studies and reports required by A.R.S. § 49-404 through 49-406.

^{1/} Represents General Appropriation Act funds. Appropriated as a modified lump sum for the program. The line items within "All Other Operating Exp." are shown for information only.

JLBC Analyst: Blanton

Charles L. Miller, Director (Tel. 255-7226)

GENERAL FUND AND AIR QUALITY FUND	Fiscal 88 Actual	Fiscal 89 Estimate	Fiscal 90 Approved
FTE Positions	<u>2.0</u>	<u>2.0</u>	<u>2.0</u>
Personal Services	<u>42,000</u>	<u>41,800</u>	<u>42,900</u>
Employee Related Exp.	<u>7,500</u>	<u>9,100</u>	<u>9,900</u>
Travel - State	100	1,000	1,000
Travel - Out of State	1,200	1,500	1,500
Other Operating Exp.	1,500	2,100	2,100
Equipment	-0-	500	-0-
All Other Operating Exp.	<u>2,800</u>	<u>5,100</u>	<u>4,600</u>
OPERATION SUB-TOTAL	52,300	56,000	57,400
Omnibus Air Quality Act	<u>-0-</u>	<u>200,000</u>	<u>-0-</u>
TOTAL APPROPRIATIONS	<u>52,300</u>	<u>256,000</u>	<u>57,400</u> ^{1/}
<u>Fund Summary</u>			
General	52,300	56,000	57,400
Air Quality Fund	<u>-0-</u>	<u>200,000</u>	<u>-0-</u>
TOTAL APPROPRIATIONS	<u>52,300</u>	<u>256,000</u>	<u>57,400</u>

The approved amount includes \$500 in Personal Services and \$100 in Employee Related Expenditures for salary increases, and a decrease of \$900 in Employee Related Expenditures for the decreased retirement contribution.

Omnibus Air Quality Act - The approved amount is for the purpose of funding studies and reports required by A.R.S. § 49-404 through 49-406.

^{1/} Represents General Appropriation Act funds. Appropriated as a lump sum for the program. The line items are shown for information only.

JLBC Analyst: Burgess

Alicia Bristow, Director (Tel. 542-2102)

GENERAL FUND	Fiscal 88 Actual	Fiscal 89 Estimate	Fiscal 90 Approved
FTE Positions	<u>3.0</u>	<u>3.0</u>	<u>3.0</u>
Personal Services	<u>61,800</u>	<u>65,800</u>	<u>70,900</u>
Employee Related Exp.	<u>12,100</u>	<u>18,400</u>	<u>14,000</u>
Prof. & Outside Services	400	-0-	-0-
Travel - State	3,700	4,500	4,700
Travel - Out of State	1,800	200	500
Other Operating Exp.	36,400	24,800	21,100
Equipment	<u>2,000</u>	<u>-0-</u>	<u>-0-</u>
All Other Operating Exp.	<u>44,300</u>	<u>29,500</u>	<u>26,300</u> ^{1/2/}
TOTAL APPROPRIATIONS	<u>118,200</u>	<u>113,700</u>	<u>111,200</u>

The approved amount includes \$900 in Personal Services and \$100 in Employee Related Expenditures for salary increases, and a decrease of \$1,900 in Employee Related Expenditures for the decreased retirement contribution.

All Other Operating - The approved amount includes a 4% general inflation increase.

1/ Represents General Appropriation Act funds. Appropriated as a lump sum for the agency. The line items are shown for information only.

2/ It is the intent of the Legislature that the Auditor General conduct a performance audit of the Commission on the Arizona Environment to be submitted to the Legislature by January 1, 1990, with conclusions and recommendations relating to the effectiveness and need for the agency.

JLBC Analyst: Flanders

Duane Shroufe, Director (Tel. 942-3000)

OTHER APPROPRIATED FUNDS	Fiscal 88 Actual	Fiscal 89 Estimate	Fiscal 90 Approved
<u>Program Summary</u>			
Administrative & Field Services	12,309,300	14,033,500	14,022,800
Watercraft	904,800	1,296,200	1,307,800
Game, Non-Game, Fish and Endangered Species	273,200	279,800	276,300
Waterfowl Conservation Fund	-0-	3,400	3,400
TOTAL APPROPRIATIONS	<u>13,487,300</u>	<u>15,612,900</u>	<u>15,610,300</u>
<u>Expenditure Detail</u>			
FTE Positions	<u>268.0</u>	<u>278.0</u>	<u>276.0</u>
Personal Services	<u>6,125,900</u>	<u>6,836,000</u>	<u>6,637,100</u>
Employee Related Exp.	<u>1,601,900</u>	<u>2,025,700</u>	<u>1,941,100</u>
Prof. & Outside Services	187,400	224,600	249,600
Travel - State	234,900	275,200	279,200
Travel - Out of State	13,000	19,300	19,300
Other Operating Exp.	2,956,800	3,253,300	3,410,200
Equipment	725,900	1,070,300	1,027,400
All Other Operating Exp.	<u>4,118,000</u>	<u>4,842,700</u>	<u>4,985,700</u>
OPERATION SUB-TOTAL	11,845,800	13,704,400	13,563,900
Special Line Items	<u>1,641,500</u>	<u>1,908,500</u>	<u>2,046,400</u>
TOTAL APPROPRIATIONS	<u>13,487,300</u>	<u>15,612,900</u>	<u>15,610,300</u>
<u>Fund Summary</u>			
Game and Fish Fund	12,309,300	14,033,500	14,022,800
Watercraft Licensing Fund	904,800	1,296,200	1,307,800
Game, Non-Game, Fish and Endangered Species Fund	273,200	279,800	276,300
Waterfowl Conservation Fund	-0-	3,400	3,400
TOTAL APPROPRIATIONS	<u>13,487,300</u>	<u>15,612,900</u>	<u>15,610,300</u>

(Continued)

GAME AND FISH DEPARTMENT - SUMMARY (Cont'd)
OTHER APPROPRIATED FUNDS

CAPITAL OUTLAY

Capital Outlay Bill - Chapter 302 (S.B. 1468) - The Capital Outlay Bill appropriates \$87,000 from the Game and Fish Fund to the Department of Administration for allocation to the Game and Fish Department for building renewal, maintenance and repairs.

o Building Renewal \$ 87,000

The Capital Outlay Bill also appropriates \$87,000 from the Game and Fish Fund as follows:

o Facilities Maintenance and Repair 72,000
The department has established a cyclical maintenance program and the approved funds are to be in addition to the building renewal funds for other needed repairs.

o Shooting Range Development 15,000
The funds provided are to be used as matching funds on a 50-50 basis, for shooting range improvements and facilities.

Sub-Total - Game and Fish Fund 174,000

The Capital Outlay Bill also appropriates \$100,000 from the Waterfowl Conservation Fund to the Arizona Game and Fish Department as follows:

o Migratory Waterfowl Habitat 100,000
These funds are to be used to acquire suitable habitat for waterfowl.

Sub-Total - Waterfowl Conservation Fund 100,000

The Capital Outlay Bill also appropriates \$450,000 from the Game and Fish Capital Improvement Fund to the Arizona Game and Fish Department as follows:

o Hatchery Renovations and Improvements 450,000
Renovations include water delivery systems, fish culture tanks, hatchery buildings, and water treatment facilities.

Sub-Total - Capital Improvement Fund 450,000

Total Capital Outlay Appropriations to the Game and Fish Department \$724,000

JLBC Analyst: Flanders

Duane Shroufe, Director (Tel. 942-3000)

GAME AND FISH FUND	Fiscal 88 Actual	Fiscal 89 Estimate	Fiscal 90 Approved
FTE Positions	235.5	248.5	246.5
Personal Services	5,583,000	6,304,500	6,102,100
Employee Related Exp.	1,462,300	1,875,700	1,797,800
Prof. & Outside Services	171,600	168,900	198,900
Travel - State	217,600	254,300	258,300
Travel - Out of State	10,900	13,900	13,900
Other Operating Exp.	2,606,000	2,857,000	2,979,900
Equipment	693,300	1,025,200	1,000,000
All Other Operating Exp.	3,699,400	4,319,300	4,451,000
OPERATION SUB-TOTAL	10,744,700	12,499,500	12,350,900
Commission Reserve	100	35,000	35,000
Cooperative Research Project	30,000	30,000	30,000 ^{1/}
Pittman-Robertson	834,500	851,200	833,300 ^{1/}
Dingell-Johnson	700,000	617,800	681,200 ^{1/}
Interest to Endangered Species Fund	-0-	-0-	92,400
TOTAL APPROPRIATIONS	12,309,300	14,033,500	14,022,800 ^{2/}

The approved amount includes \$75,200 in Personal Services and \$13,200 in Employee Related Expenditures for salary increases, and a decrease of \$89,000 in Employee Related Expenditures for the decreased retirement contribution.

Personal Services - The appropriation includes funding for 8 half-time Wildlife Manager I FTE positions to serve as a core group of trained recruits to fill wildlife manager vacancies. The appropriation also reflects the reduction of \$170,000 and 6 FTE positions that were to be part of a cooperative federal program that has since been cancelled. In addition, the appropriation includes \$124,200 in vacancy savings.

Professional and Outside Services - The approved amount includes \$30,000 to hire a loss control safety consultant on a retainer basis.

(Continued)

^{1/} Any part of this appropriation may be used for the purchase of matching federal and apportionment funds.

^{2/} Represents General Appropriation Act funds. Appropriated as a modified lump sum for the program. The line items within "All Other Operating Exp." are shown for information only.

GAME AND FISH DEPARTMENT - ADMINISTRATIVE AND FIELD SERVICES (Cont'd)
GAME AND FISH FUND

Other Operating Expenditures - The approved amount includes \$44,900 to expand the Urban Fishing program by 2 lakes, and \$31,400 to upgrade the photography and color content of Wildlife Views magazine.

JLBC Analyst: Flanders

Duane Shroufe, Director (Tel. 942-3000)

WATERCRAFT LICENSING FUND	Fiscal 88 Actual	Fiscal 89 Estimate	Fiscal 90 Approved
FTE Positions	<u>27.5</u>	<u>25.5</u>	<u>25.5</u>
Personal Services	<u>417,100</u>	<u>419,000</u>	<u>427,200</u>
Employee Related Exp.	<u>109,700</u>	<u>120,500</u>	<u>115,800</u>
Prof. & Outside Services	1,700	29,600	24,600
Travel - State	11,600	13,800	13,800
Travel - Out of State	1,700	2,600	2,600
Other Operating Exp.	261,200	306,100	336,900
Equipment	<u>24,900</u>	<u>45,100</u>	<u>27,400</u>
All Other Operating Exp.	<u>301,100</u>	<u>397,200</u>	<u>405,300</u>
OPERATION SUB-TOTAL	827,900	936,700	948,300
Cost Transfer	<u>76,900</u>	<u>359,500</u>	<u>359,500</u>
TOTAL APPROPRIATIONS	<u>904,800</u>	<u>1,296,200</u>	<u>1,307,800</u> ^{1/}

The approved amount includes \$5,300 in Personal Services and \$600 in Employee Related Expenditures for salary increases, and a decrease of \$6,200 in Employee Related Expenditures for the decreased retirement contribution.

Personal Services - The approved amount includes \$4,300 in vacancy savings.

^{1/} Represents General Appropriation Act funds. Appropriated as a lump sum for the program, with special line items. The line items within the "Operation Sub-Total" are shown for information only.

GAME AND FISH DEPARTMENT -
 GAME, NON-GAME, FISH AND ENDANGERED SPECIES

A.R.S. 17-201

JLBC Analyst: Flanders

Duane Shroufe, Director (Tel. 942-3000)

GAME, NON-GAME, FISH AND ENDANGERED SPECIES FUND	Fiscal 88 Actual	Fiscal 89 Estimate	Fiscal 90 Approved
FTE Positions	<u>5.0</u>	<u>4.0</u>	<u>4.0</u>
Personal Services	<u>125,800</u>	<u>112,500</u>	<u>107,800</u>
Employee Related Exp.	<u>29,900</u>	<u>29,500</u>	<u>27,500</u>
Prof. & Outside Services	14,100	26,100	26,100
Travel - State	5,700	6,700	6,700
Travel - Out of State	400	2,800	2,800
Other Operating Exp.	89,600	87,200	90,400
Equipment	<u>7,700</u>	<u>-0-</u>	<u>-0-</u>
All Other Operating Exp.	<u>117,500</u>	<u>122,800</u>	<u>126,000</u>
OPERATION SUB-TOTAL	273,200	264,800	261,300
Cost Transfer (N-GM to G&F)	<u>-0-</u>	<u>15,000</u>	<u>15,000</u>
TOTAL APPROPRIATIONS	<u>273,200</u>	<u>279,800</u>	<u>276,300</u> ^{1/}

The approved amount includes \$1,300 in Personal Services and \$200 in Employee Related Expenditures for salary increases, and a decrease of \$1,600 in Employee Related Expenditures for the decreased retirement contribution.

^{1/} Represents General Appropriation Act funds. Appropriated as a lump sum for the program, with special line items. The line items within the "Operation Sub-Total" are shown for information only.

JLBC Analyst: Flanders

Duane Shroufe, Director (Tel. 942-3000)

WATERFOWL CONSERVATION FUND	Fiscal 88 Actual	Fiscal 89 Estimate	Fiscal 90 Approved
Travel - State	-0-	400	400
Other Operating Exp.	-0-	<u>3,000</u>	<u>3,000</u>
All Other Operating Exp.	<u>-0-</u>	<u>3,400</u>	<u>3,400</u>
 TOTAL APPROPRIATIONS	 <u>-0-</u>	 <u>3,400</u>	 <u>3,400</u> ^{1/}

^{1/} Represents General Appropriation Act funds. Appropriated as a lump sum for the program. The line items are shown for information only.

JLBC Analyst: Lee

Larry D. Fellows, Ph.D., Director (Tel. 882-4795)

GENERAL FUND	Fiscal 88 Actual	Fiscal 89 Estimate	Fiscal 90 Approved
FTE Positions	<u>10.9</u>	<u>13.25</u>	<u>13.25</u>
Personal Services	<u>290,600</u>	<u>329,200</u>	<u>342,100</u>
Employee Related Exp.	<u>45,300</u>	<u>75,300</u>	<u>66,500</u>
Travel - State	3,000	5,900	6,100
Travel - Out of State	1,800	4,500	4,700
Other Operating Exp.	29,100	97,300	102,300
Equipment	<u>1,500</u>	<u>14,200</u>	<u>13,300</u>
All Other Operating Exp.	<u>35,400</u>	<u>121,900</u>	<u>126,400</u>
OPERATION SUB-TOTAL	371,300	526,400	535,000
Indoor Radon Rad. Survey	<u>8,000</u>	<u>-0-</u>	<u>-0-</u>
TOTAL APPROPRIATIONS	<u>379,300</u> ^{1/}	<u>526,400</u> ^{2/}	<u>535,000</u> ^{3/}

The approved amount includes \$4,200 in Personal Services and \$500 in Employee Related Expenditures for salary increases, and a decrease of \$9,100 in Employee Related Expenditures for the decreased retirement contribution.

Personal Services - The approved amount includes \$4,200 for reclassification and other salary adjustments for certain positions.

Other Operating Expenditures - The approved amount includes \$61,700 for office space lease and \$6,900 for utilities. Funds for the risk management insurance are included in the budget for the University of Arizona.

Equipment - The approved amount provides funding for replacement of 1 pick-up truck.

1/ The University of Arizona budget includes this amount for the Arizona Geological Survey.

2/ Represents the first year operating funds as an independent agency.

3/ Represents General Appropriation Act funds. Appropriated as a lump sum for the agency. The line items are shown for information only.

JLBC Analyst: Flanders

M. J. Hassell, State Land Commissioner (Tel. 542-4621)

GENERAL FUND	Fiscal 88 Actual	Fiscal 89 Estimate	Fiscal 90 Approved
FTE Positions	<u>155.0</u>	<u>153.0</u>	<u>159.0</u>
Personal Services	<u>4,037,700</u>	<u>4,174,000</u>	<u>4,218,000</u>
Employee Related Exp.	<u>785,500</u>	<u>931,800</u>	<u>910,100</u>
Prof. & Outside Services	437,500	478,600	467,800
Travel - State	154,000	161,900	202,800
Travel - Out of State	5,800	2,400	2,400
Other Operating Exp.	1,191,600	1,125,800	1,323,000
Equipment	<u>118,600</u>	<u>102,700</u>	<u>301,700</u>
All Other Operating Exp.	<u>1,907,500</u>	<u>1,871,400</u>	<u>2,297,700</u>
OPERATION SUB-TOTAL	6,730,700	6,977,200	7,425,800
Cap User Fees - SLD	78,000	78,100	78,100
Litigation Expenses	65,700	45,000	20,000
Water Rights Fees	38,400	23,200	64,500
Nat. Resource Cons. Dist.	149,800	134,800	160,000
Water Litigation Exp.	439,800	47,000	51,500
Conservation Education	30,000	30,000	30,000
Illegal Dump Supervision	25,500	18,600	18,600
Geological Subsidence	39,400	-0-	-0-
ADOT Mapping Services	40,500	-0-	-0-
Coyote Creek Watershed	<u>-0-</u>	<u>75,000</u>	<u>-0-</u>
TOTAL	7,637,800	7,428,900	7,848,500 ^{1/}
Additional Appropriations - 39th Leg., 1st Reg. Session			
Public Lands; Legal Advertising, Ch. 190	<u>--</u>	<u>--</u>	<u>30,000</u> ^{2/}
TOTAL APPROPRIATIONS	<u>7,637,800</u>	<u>7,428,900</u>	<u>7,878,500</u>

The approved amount includes \$52,000 in Personal Services and \$5,700 in Employee Related Expenditures for salary increases, and a decrease of \$112,100 in Employee Related Expenditures for the decreased retirement contribution.

(Continued)

^{1/} Represents General Appropriation Act funds. Appropriated as a lump sum for the agency. The line items are shown for information only.

^{2/} This appropriation is exempt from A.R.S. § 35-190, relating to lapsing of appropriations.

STATE LAND DEPARTMENT
GENERAL FUND

The Legislature combined the 7 programs of the State Land Department into 1 budgetary program for FY 1990. It is the intent of the Legislature that future budget requests be submitted in a single budgetary unit format, as opposed to separate requests for each of the 7 programs.

Personal Services - The approved amount includes funding for 6 new FTE positions: 1 Programmer Analyst, 2 Title Examiners, 1 Information Processing Specialist, 1 Engineering and Land Map Technician, and 1 Clerk Typist. Funding is also included to reflect the change from limited-term to permanent status for 3 Water Rights Specialist FTE positions. The approved amount also includes vacancy savings of \$126,000.

Equipment - The approved amount includes funding for the following items of replacement equipment: an Image Processing System, 2 1.2 gigabyte disk drives, a disk controller, a data communications system, and 25 information and graphics terminals.

ADDITIONAL APPROPRIATIONS

Public Lands; Legal Advertising - Chapter 190 (S.B. 1207) - Appropriates \$30,000 from the General Fund to the State Land Department for deposit in the new legal advertising revolving fund. Monies in this fund shall be used to pay the costs of legal advertising required by the Enabling Act, the state constitution, or statute. The department shall charge fees to recover the costs of the legal advertising, with the monies collected to be deposited in the new revolving fund. An appropriation will be required each year to make up for fees which are not collected due to a failure to sell or lease the advertised land.

JLBC Analyst: Flanders

M. J. Hassell, State Land Commissioner (Tel. 542-4621)

GENERAL FUND	Fiscal 88 Actual	Fiscal 89 Estimate	Fiscal 90 Approved
FTE Positions	<u>21.0</u>	<u>19.0</u>	<u>0.0</u>
Personal Services	<u>558,200</u>	<u>509,400</u>	<u>-0-</u>
Employee Related Exp.	<u>101,000</u>	<u>107,000</u>	<u>-0-</u>
Prof. & Outside Services	200	-0-	-0-
Travel - State	16,300	21,200	-0-
Travel - Out of State	2,400	2,400	-0-
Other Operating Exp.	744,800	716,100	-0-
Equipment	<u>14,300</u>	<u>11,100</u>	<u>-0-</u>
All Other Operating Exp.	<u>778,000</u>	<u>750,800</u>	<u>-0-</u>
OPERATION SUB-TOTAL	1,437,200	1,367,200	-0-
Cap User Fees - SLD	78,000	78,100	-0-
Litigation Expenses	65,700	45,000	-0-
Water Rights Fees	<u>38,400</u>	<u>23,200</u>	<u>-0-</u>
TOTAL APPROPRIATIONS	<u>1,619,300</u>	<u>1,513,500</u>	<u>-0-</u>

The Legislature combined the 7 programs of the State Land Department into 1 budgetary program for FY 1990. The entire FY 1990 appropriation is shown on the agency summary page.

JLBC Analyst: Flanders

M. J. Hassell, State Land Commissioner (Tel. 542-4621)

GENERAL FUND	Fiscal 88 Actual	Fiscal 89 Estimate	Fiscal 90 Approved
FTE Positions	<u>1.0</u>	<u>1.0</u>	<u>0.0</u>
Personal Services	<u>25,500</u>	<u>27,700</u>	<u>-0-</u>
Employee Related Exp.	<u>5,400</u>	<u>6,400</u>	<u>-0-</u>
Prof. & Outside Services	200	3,000	-0-
Travel - State	6,300	4,400	-0-
Other Operating Exp.	1,400	1,000	-0-
Equipment	<u>1,200</u>	<u>-0-</u>	<u>-0-</u>
All Other Operating Exp.	<u>9,100</u>	<u>8,400</u>	<u>-0-</u>
TOTAL APPROPRIATIONS	<u><u>40,000</u></u>	<u><u>42,500</u></u>	<u><u>-0-</u></u>

The Legislature combined the 7 programs of the State Land Department into 1 budgetary program for FY 1990. The entire FY 1990 appropriation is shown on the agency summary page.

JLBC Analyst: Flanders

M. J. Hassell, State Land Commissioner (Tel. 542-4621)

GENERAL FUND	Fiscal 88 Actual	Fiscal 89 Estimate	Fiscal 90 Approved
FTE Positions	<u>28.0</u>	<u>30.0</u>	<u>0.0</u>
Personal Services	<u>618,100</u>	<u>750,000</u>	<u>-0-</u>
Employee Related Exp.	<u>121,100</u>	<u>171,500</u>	<u>-0-</u>
Prof. & Outside Services	3,000	7,900	-0-
Travel - State	14,400	9,000	-0-
Other Operating Exp.	25,600	22,700	-0-
Equipment	<u>31,000</u>	<u>10,000</u>	<u>-0-</u>
All Other Operating Exp.	<u>74,000</u>	<u>49,600</u>	<u>-0-</u>
TOTAL APPROPRIATIONS	<u>813,200</u>	<u>971,100</u>	<u>-0-</u>

The Legislature combined the 7 programs of the State Land Department into 1 budgetary program for FY 1990. The entire FY 1990 appropriation is shown on the agency summary page.

JLBC Analyst: Flanders

M. J. Hassell, State Land Commissioner (Tel. 542-4621)

GENERAL FUND	Fiscal 88 Actual	Fiscal 89 Estimate	Fiscal 90 Approved
FTE Positions	<u>18.0</u>	<u>16.0</u>	<u>0.0</u>
Personal Services	<u>518,800</u>	<u>493,200</u>	<u>-0-</u>
Employee Related Exp.	<u>112,500</u>	<u>114,300</u>	<u>-0-</u>
Travel - State	-0-	4,700	-0-
Other Operating Exp.	17,500	3,100	-0-
Equipment	-0-	29,700	-0-
All Other Operating Exp.	<u>17,500</u>	<u>37,500</u>	<u>-0-</u>
TOTAL APPROPRIATIONS	<u>648,800</u>	<u>645,000</u>	<u>-0-</u>

The Legislature combined the 7 programs of the State Land Department into 1 budgetary program for FY 1990. The entire FY 1990 appropriation is shown on the agency summary page.

JLBC Analyst: Flanders

M. J. Hassell, State Land Commissioner (Tel. 542-4621)

GENERAL FUND	Fiscal 88 Actual	Fiscal 89 Estimate	Fiscal 90 Approved
FTE Positions	<u>43.0</u>	<u>40.0</u>	<u>0.0</u>
Personal Services	<u>1,090,900</u>	<u>1,062,400</u>	<u>-0-</u>
Employee Related Exp.	<u>213,900</u>	<u>243,200</u>	<u>-0-</u>
Prof. & Outside Services	500	4,500	-0-
Travel - State	97,300	98,700	-0-
Travel - Out of State	700	-0-	-0-
Other Operating Exp.	79,600	63,100	-0-
Equipment	<u>13,900</u>	<u>9,500</u>	<u>-0-</u>
All Other Operating Exp.	<u>192,000</u>	<u>175,800</u>	<u>-0-</u>
OPERATION SUB-TOTAL	1,496,800	1,481,400	-0-
Natural Resource Conservation			
Districts	149,800	134,800	-0-
Water Litigation Expenses	439,800	47,000	-0-
Conservation Education	30,000	30,000	-0-
Illegal Dump Supervision	25,500	18,600	-0-
Geological Subsidence	39,400	-0-	-0-
Coyote Creek Watershed	<u>-0-</u>	<u>75,000</u>	<u>-0-</u>
TOTAL APPROPRIATIONS	<u>2,181,300</u>	<u>1,786,800</u>	<u>-0-</u>

The Legislature combined the 7 programs of the State Land Department into 1 budgetary program for FY 1990. The entire FY 1990 appropriation is shown on the agency summary page.

JLBC Analyst: Flanders

M. J. Hassell, State Land Commissioner (Tel. 542-4621)

GENERAL FUND	Fiscal 88 Actual	Fiscal 89 Estimate	Fiscal 90 Approved
FTE Positions	<u>16.0</u>	<u>19.0</u>	<u>0.0</u>
Personal Services	<u>385,200</u>	<u>483,800</u>	<u>-0-</u>
Employee Related Exp.	<u>78,700</u>	<u>112,500</u>	<u>-0-</u>
Prof. & Outside Services	151,000	84,000	-0-
Travel - State	600	1,900	-0-
Travel - Out of State	1,600	-0-	-0-
Other Operating Exp.	208,200	252,700	-0-
Equipment	<u>38,200</u>	<u>42,400</u>	<u>-0-</u>
All Other Operating Exp.	<u>399,600</u>	<u>381,000</u>	<u>-0-</u>
OPERATION SUB-TOTAL	863,500	977,300	-0-
ADOT Mapping Services	<u>40,500</u>	<u>-0-</u>	<u>-0-</u>
TOTAL APPROPRIATIONS	<u>904,000</u>	<u>977,300</u>	<u>-0-</u>

The Legislature combined the 7 programs of the State Land Department into 1 budgetary program for FY 1990. The entire FY 1990 appropriation is shown on the agency summary page.

JLBC Analyst: Flanders

M. J. Hassell, State Land Commissioner (Tel. 542-4621)

GENERAL FUND	Fiscal 88 Actual	Fiscal 89 Estimate	Fiscal 90 Approved
FTE Positions	<u>28.0</u>	<u>28.0</u>	<u>0.0</u>
Personal Services	<u>841,000</u>	<u>847,500</u>	<u>-0-</u>
Employee Related Exp.	<u>152,900</u>	<u>176,900</u>	<u>-0-</u>
Prof. & Outside Services	282,600	379,200	-0-
Travel - State	19,100	22,000	-0-
Travel - Out of State	1,100	-0-	-0-
Other Operating Exp.	114,500	67,100	-0-
Equipment	<u>20,000</u>	<u>-0-</u>	<u>-0-</u>
All Other Operating Exp.	<u>437,300</u>	<u>468,300</u>	<u>-0-</u>
TOTAL APPROPRIATIONS	<u>1,431,200</u>	<u>1,492,700</u>	<u>-0-</u>

The Legislature combined the 7 programs of the State Land Department into 1 budgetary program for FY 1990. The entire FY 1990 appropriation is shown on the agency summary page.

JLBC Analyst: Burgess

Leroy E. Kissinger, Director (Tel. 255-3791)

GENERAL FUND	Fiscal 88 Actual	Fiscal 89 Estimate	Fiscal 90 Approved
FTE Positions	11.5	11.5	8.5
Personal Services	328,000	341,300	267,800
Employee Related Exp.	61,800	77,000	56,000
Travel - State	7,200	7,800	9,200
Travel - Out of State	300	1,500	1,500
Other Operating Exp.	36,400	32,900	25,000
Equipment	1,600	2,900	2,900
All Other Operating Exp.	45,500	45,100	38,600
TOTAL APPROPRIATIONS	435,300	463,400	362,400 ^{1/}

The approved amount includes \$3,300 in Personal Services and \$400 in Employee Related Expenditures for salary increases, and a decrease of \$7,100 in Employee Related Expenditures for the decreased retirement contribution.

Personal Services - The approved amount reflects the deletion of three FTE positions -- a Mining Engineer, a Mineral Field Geologist, and a Secretary -- for a savings of \$76,800.

All Other Operating - The approved amount includes a 4% general inflation increase.

^{1/} Represents General Appropriation Act funds. Appropriated as a lump sum for the agency. The line items are shown for information only.

JLBC Analyst: Burgess

Daniel J. Brennan, Director, (Tel. 255-5161)

GENERAL FUND	Fiscal 88 Actual	Fiscal 89 Estimate	Fiscal 90 Approved
FTE Positions	4.0	4.0	4.0
Personal Services	123,900	115,700	115,300
Employee Related Exp.	22,900	23,800	28,200
Prof. & Outside Services	100	400	-0-
Travel - State	5,500	7,100	5,900
Travel - Out of State	1,100	2,500	1,500
Other Operating Exp.	23,000	29,100	27,300
Equipment	2,400	1,500	1,200
All Other Operating Exp.	32,100	40,600	35,900
OPERATION SUB-TOTAL	178,900	180,100	179,400
Dues for IOCC	-0-	-0-	3,000
IOCC Meeting	-0-	-0-	2,000
Office Relocation	-0-	-0-	3,000
TOTAL APPROPRIATIONS	178,900	180,100	187,400 ^{1/}

The approved amount includes \$1,400 in Personal Services and \$200 in Employee Related Expenditures for salary increases, and a decrease of \$3,100 in Employee Related Expenditures for the decreased retirement contribution.

All Other Operating - The approved amount includes a 4% general inflation increase.

Dues for IOCC and IOCC Meetings - The approved amount represents dues and meeting attendance costs for the Interstate Oil Compact Commission. This is a statutory responsibility of the Governor's Office that has been delegated to the Oil and Gas Conservation Commission. Unexpended balances will revert to the General Fund.

Office Relocation - The approved amount is a one-time appropriation for relocation of the agency's office. Any unexpended balance will revert to the General Fund.

^{1/} Represents General Appropriation Act funds. Appropriated as a lump sum for the agency with special line items. The line items within the "Operation Sub-Total" are shown for information only.

JLBC Analyst: Flanders

Kenneth E. Travous, Director (Tel. 542-4174)

GENERAL FUND, STATE LAKE IMPROVEMENT

FUND AND LAW ENFORCEMENT AND BOATING SAFETY FUND	Fiscal 88 Actual	Fiscal 89 Estimate	Fiscal 90 Approved
---	---------------------	-----------------------	-----------------------

Program Summary

Administrative and Support Services	5,243,500	5,608,100	5,811,300
Arizona Outdoor Recreation Coordinating Commission	<u>2,771,800</u>	<u>3,269,500</u>	<u>2,031,500</u>
TOTAL APPROPRIATIONS	<u>8,015,300</u>	<u>8,877,600</u>	<u>7,842,800</u>

Expenditure Detail

FTE Positions	<u>153.85</u>	<u>154.85</u>	<u>157.85</u>
Personal Services	<u>3,179,000</u>	<u>3,268,200</u>	<u>3,439,800</u>
Employee Related Exp.	<u>777,800</u>	<u>880,000</u>	<u>916,100</u>
Prof. & Outside Services	192,600	58,100	63,100
Travel - State	53,200	46,200	57,000
Travel - Out of State	10,400	1,500	10,900
Other Operating Exp.	1,278,800	1,304,300	1,473,300
Equipment	<u>172,100</u>	<u>231,400</u>	<u>228,300</u>
All Other Operating Exp.	<u>1,707,100</u>	<u>1,641,500</u>	<u>1,832,600</u>
OPERATION SUB-TOTAL	5,663,900	5,789,700	6,188,500
Special Line Items	2,351,400	3,087,900	1,579,300
Additional Appropriations	<u>-0-</u>	<u>-0-</u>	<u>75,000</u>
TOTAL APPROPRIATIONS	<u>8,015,300</u>	<u>8,877,600</u>	<u>7,842,800</u>

Fund Summary

General Fund	5,243,500	5,608,100	5,811,300
State Lake Improvement Fund	2,414,900	2,875,500	1,617,800
Law Enforcement and Boating Safety Fund	<u>356,900</u>	<u>394,000</u>	<u>413,700</u>
TOTAL APPROPRIATIONS	<u>8,015,300</u>	<u>8,877,600</u>	<u>7,842,800</u>

(Continued)

STATE PARKS BOARD - SUMMARY (Cont'd)
GENERAL FUND, STATE LAKE IMPROVEMENT FUND
AND LAW ENFORCEMENT AND BOATING SAFETY FUND

CAPITAL OUTLAY

Capital Outlay Bill - Chapter 302 (S.B. 1468) - The Capital Outlay Bill appropriates \$940,800 from the General Fund as follows:

- o Homolovi Ruins Stabilization \$ 100,000
This will allow the department to begin the stabilization, protection, and preparatory work to open the 6 Homolovi archaeological sites for public visitation. These sites are over 600 years old and are considered significant, due to their size, by professional archaeologists.

- o Catalina Sanitary Facility 30,000
Design and develop a 732 square foot Catalina sanitary facility.

- o Yuma Quartermaster Depot Restoration 152,000
This funding will allow the department to continue the restoration of the site, and begin installation of fire protection and site improvements. This facility is 114 years old and is considered the oldest Anglo structure in the state.

- o Slide Rock Visitor Center Development 117,000
This will allow for planning of a visitor and interpretive center.

- o Homolovi Utilities and Campground 376,000
For the development of a water supply, storage and distribution system at the Homolovi Campgrounds.

- o Fort Verde Renovation 165,800
The approved amount is for the development of sanitary facilities at the Fort Verde Park.

Sub-Total - General Fund 940,800

The Capital Outlay Bill also appropriates \$4,585,800 from the State Lake Improvement Fund as follows:

- o Buckskin Mountain Park Renovation 429,000
This project includes renovation of 3 restroom and shower buildings, 7 ramadas, and a sewage treatment plant, rebuilding the beach area, and other miscellaneous improvements.

- o Lake Havasu Water Safety Center 957,400
This project consists of the planning and development of a multi-agency water safety center.

(Continued)

STATE PARKS BOARD - SUMMARY (Cont'd)
GENERAL FUND, STATE LAKE IMPROVEMENT FUND
AND LAW ENFORCEMENT AND BOATING SAFETY FUND

o Water Systems Improvements at Patagonia and Roper Lakes	\$ 236,400
This includes construction of a well, pump house, force and gravity mains and 2 15,000 gallon storage tanks at Patagonia. It also funds installation of a pump, hydropneumatic tank, electrical system and other related items at Roper Lake.	
o Alamo Portable Boat Ramp	325,000
This project funds research, design and if feasible, construction of a prototype portable boat ramp that can be used in lieu of permanent boat launching improvements.	
o Capital Improvements at Park Facilities	2,425,000
For Capital Improvements at Park Facilities located at Slide Rock, Homolovi, Cattail Cove, Lyman Lake, Patagonia, Lake Havasu, the Colorado River at Yuma, Buckskin Mountain, and the Verde River. Also appropriated is \$1,000,000 for a matching grant for the Fools Hollow development.	
o States Parks Board - Arizona Game and Fish Department	213,000
For lake development, an access road and parking at Apache Lake.	
Sub-Total - State Lake Improvement Fund	<u>4,585,800</u>
Total Capital Outlay Appropriations	<u>\$5,526,600</u>

JLBC Analyst: Flanders

Kenneth E. Travous, Director (Tel. 542-4174)

GENERAL FUND	Fiscal 88 Actual	Fiscal 89 Estimate	Fiscal 90 Approved
FTE Positions	147.35	148.35	148.35
Personal Services	2,990,400	3,073,600	3,170,000
Employee Related Exp.	740,100	834,400	854,500
Prof. & Outside Services	89,300	5,000	5,000
Travel - State	41,600	34,700	37,300
Travel - Out of State	4,600	1,500	4,600
Other Operating Exp.	1,205,700	1,241,600	1,398,800
Equipment	171,800	231,400	217,800
All Other Operating Exp.	1,513,000	1,514,200	1,663,500
OPERATION SUB-TOTAL	5,243,500	5,422,200	5,688,000
Kartchner Caverns	-0-	55,100	-0- ^{1/}
Gatlin State Park Study	-0-	15,000	-0-
State Trust Land Leases	-0-	115,800	123,300
TOTAL APPROPRIATIONS	5,243,500	5,608,100	5,811,300 ^{2/}

The approved amount includes \$39,100 in Personal Services and \$5,300 in Employee Related Expenditures for salary increases, and a decrease of \$84,200 in Employee Related Expenditures for the decreased retirement contribution.

Personal Services - The appropriation includes vacancy savings of \$63,900.

ADDITIONAL LEGISLATION

State Parks Board; Trails - Chapter 204 (H.B. 2099) - This legislation provides that the State Parks Board shall prepare a state trails systems plan to identify trails and plan how to develop and maintain them. A State Trails Grant Fund is established to be administered by the Board, but no appropriation is made to this fund for FY 1990.

(Continued)

^{1/} Funding for Kartchner Caverns is included in the regular operating budget for FY 1990.

^{2/} Represents General Appropriation Act funds. Appropriated as a modified lump sum for the program. The line items within "All Other Operating Exp." are shown for information only.

STATE PARKS BOARD - ADMINISTRATIVE & SUPPORT SERVICES (Cont'd)
GENERAL FUND

Arizona Conservation Corps - Chapter 287 (H.B. 2643) - This legislation establishes the Arizona Conservation Corps, to be overseen by the Arizona Conservation Corps Commission. The Commission shall develop programs which promote the employment of young adults in projects involving conservation activities. The Commission may request assistance and staff support from the State Parks Board. The Arizona Conservation Corps Fund is established to be administered by the State Parks Board, but no appropriation is made to this fund for FY 1990.

STATE PARKS BOARD - ARIZONA OUTDOOR RECREATION
 COORDINATING COMMISSION

A.R.S. 41-511.25
 JLBC Analyst: Flanders

Kenneth E. Travous, Director (Tel. 542-4174)

STATE LAKE IMPROVEMENT FUND AND LAW ENFORCEMENT AND BOATING SAFETY FUND	Fiscal 88 Actual	Fiscal 89 Estimate	Fiscal 90 Approved
FTE Positions	<u>6.5</u>	<u>6.5</u>	<u>9.5</u>
Personal Services	<u>188,600</u>	<u>194,600</u>	<u>269,800</u>
Employee Related Exp.	<u>37,700</u>	<u>45,600</u>	<u>61,600</u>
Prof. & Outside Services	103,300	53,100	58,100
Travel - State	11,600	11,500	19,700
Travel - Out of State	5,800	-0-	6,300
Other Operating Exp.	73,100	62,700	74,500
Equipment	300	-0-	10,500
All Other Operating Exp.	<u>194,100</u>	<u>127,300</u>	<u>169,100</u>
OPERATION SUB-TOTAL	420,400	367,500	500,500
Boating Law Enforcement	356,900	394,000	413,700
State Lake Improvement	<u>1,994,500</u>	<u>2,508,000</u>	<u>1,042,300</u>
TOTAL	2,771,800	3,269,500	1,956,500 ^{1/}
Additional Appropriations - 39th Leg., 1st Reg. Session			
Off-Highway Vehicles; Permanent Decals, Ch. 193	<u>--</u>	<u>--</u>	<u>75,000</u>
TOTAL APPROPRIATIONS	<u>2,771,800</u>	<u>3,269,500</u>	<u>2,031,500</u>

The approved amount includes \$3,300 in Personal Services and \$400 in Employee Related Expenditures for salary increases, and a decrease of \$7,100 in Employee Related Expenditures for the decreased retirement contribution.

Personal Services - The approved amount includes funding for 3 new FTE positions: an Environmental and Construction Engineer, and 2 Planner I's. One planner is to serve as a Law Enforcement and Boating Safety Fund grants coordinator, and 1 as a streams and wetlands projects coordinator.

(Continued)

^{1/} Represents General Appropriation Act funds. Appropriated as a lump sum for the program, with special line items. The line items within the "Operation Sub-Total" are shown for information only.

STATE PARKS BOARD - ARIZONA OUTDOOR RECREATION COORDINATING
 COMMISSION - (Cont'd)
 STATE LAKE IMPROVEMENT FUND
 AND LAW ENFORCEMENT AND
 BOATING SAFETY FUND

Professional and Outside Services - The approved amount includes \$25,000 for a study to identify and inventory all handicapped-accessible outdoor recreation facilities in the state, and \$30,000 for a study to address the identification and development of new water-based recreation areas in the state.

Boating Law Enforcement - The appropriation provides funding from the Law Enforcement and Boating Safety Fund for the following projects, as recommended by the Arizona Outdoor Recreation Coordinating Commission (AORCC):

Coconino County Sheriff	\$ 73,185
La Paz County Sheriff	135,965
Mohave County Sheriff	71,671
Navajo County Sheriff	26,462
Yuma County Sheriff	86,717
County Adjustments	<u>19,700</u>
TOTAL	\$ 413,700

State Lake Improvement - The appropriation provides funding from the State Lake Improvement Fund for the following projects, as recommended by AORCC:

La Paz County Parks	\$ 138,250
Maricopa County (Sheriff)	84,302
Lake Havasu City Police	52,370
Maricopa County Parks	96,577
Maricopa County (Sheriff)	103,191
Mohave County (Sheriff)	140,000
Maricopa County (Sheriff)	162,700
Mohave County Parks	<u>264,920</u>
TOTAL	\$1,042,300

ADDITIONAL APPROPRIATIONS

Off-Highway Vehicles; Permanent Decals - Chapter 193 (S.B. 1280) - Appropriates \$75,000 from the State Lake Improvement Fund to the State Parks Board to pay for a survey to determine the percentage of the total license taxes paid on motor vehicle fuel that is used by off-highway vehicles and the number of days of off-highway vehicle use in each county. The Director of the State Parks Board shall repay the amount of the appropriation to the State Lake Improvement Fund from the Off-Highway Vehicle Recreation Fund by March 31, 1991.

JLBC Analyst: Flanders

Bill Plummer, Director (Tel. 542-1540)

GENERAL FUND SUMMARY	Fiscal 88 Actual	Fiscal 89 Estimate	Fiscal 90 Approved
<u>Program Summary</u>			
Administration	3,450,600	3,437,400	3,702,100
Engineering	3,032,000	3,073,700	3,152,500
Water Management	4,575,600	4,873,700	4,857,300
TOTAL APPROPRIATIONS	<u>11,058,200</u>	<u>11,384,800</u>	<u>11,711,900</u>
<u>Expenditure Detail</u>			
FTE Positions	<u>223.2</u>	<u>223.2</u>	<u>237.2</u> ^{1/}
Personal Services	<u>5,735,300</u>	<u>6,018,100</u>	<u>6,695,800</u>
Employee Related Exp.	<u>1,098,200</u>	<u>1,317,400</u>	<u>1,290,200</u>
Prof. & Outside Services	544,900	786,700	825,800
Travel - State	193,800	206,800	256,400
Travel - Out of State	43,900	25,400	29,100
Other Operating Exp.	2,166,200	2,017,700	2,169,800
Equipment	47,400	2,700	-0-
All Other Operating Exp.	<u>2,996,200</u>	<u>3,039,300</u>	<u>3,281,100</u>
OPERATION SUB-TOTAL	9,829,700	10,374,800	11,267,100
Special Line Items	<u>1,228,500</u>	<u>1,010,000</u>	<u>444,800</u> ^{2/}
TOTAL APPROPRIATIONS	<u>11,058,200</u>	<u>11,384,800</u>	<u>11,711,900</u> ^{3/}

^{1/} In prior years, 14 FTE positions were accounted for in the Environmental Quality and Groundwater Recharge special line items and were not reflected in the agency FTE count. For FY 1990, the Legislature included funding for these programs in the "above the line" operating budget.

^{2/} Details for the Special Line Items are included on the individual program pages.

^{3/} Represents General Appropriation Act funds. Appropriated as modified lump sum by program. The line items within "All Other Operating Exp." are shown for information only.

JLBC Analyst: Flanders

Bill Plummer, Director (Tel. 542-1540)

GENERAL FUND	Fiscal 88 Actual	Fiscal 89 Estimate	Fiscal 90 Approved
FTE Positions	<u>47.0</u>	<u>47.0</u>	<u>49.0</u>
Personal Services	<u>1,291,200</u>	<u>1,314,100</u>	<u>1,478,800</u>
Employee Related Exp.	<u>231,900</u>	<u>280,000</u>	<u>268,900</u>
Prof. & Outside Services	26,500	106,800	107,100
Travel - State	13,500	10,900	13,600
Travel - Out of State	14,000	7,400	7,700
Other Operating Exp.	1,818,700	1,718,200	1,826,000
Equipment	<u>22,500</u>	<u>-0-</u>	<u>-0-</u>
All Other Operating Exp.	<u>1,895,200</u>	<u>1,843,300</u>	<u>1,954,400</u>
OPERATION SUB-TOTAL	3,418,300	3,437,400	3,702,100
Moving Expense	<u>32,300</u>	<u>-0-</u>	<u>-0-</u>
TOTAL APPROPRIATIONS	<u>3,450,600</u>	<u>3,437,400</u>	<u>3,702,100</u> ^{1/}

The approved amount includes \$18,200 in Personal Services and \$1,900 in Employee Related Expenditures for salary increases, and a decrease of \$39,300 in Employee Related Expenditures for the decreased retirement contribution.

Personal Services - The appropriation includes funding for the transfer in of 1 Contract Management Specialist I from Engineering and 1 Attorney III from Water Management. The appropriation also includes \$13,400 in vacancy savings.

^{1/} Represents General Appropriation Act funds. Appropriated as a modified lump sum for the program. The line items within "All Other Operating Exp." are shown for information only.

JLBC Analyst: Flanders

Bill Plummer, Director (Tel. 542-1540)

GENERAL FUND	Fiscal 88 Actual	Fiscal 89 Estimate	Fiscal 90 Approved
FTE Positions	<u>58.5</u>	<u>58.5</u>	<u>68.0</u>
Personal Services	<u>1,517,400</u>	<u>1,639,700</u>	<u>1,993,500</u>
Employee Related Exp.	<u>291,500</u>	<u>363,100</u>	<u>385,900</u>
Prof. & Outside Services	24,000	32,000	68,300
Travel - State	84,900	97,800	126,600
Travel - Out of State	16,100	8,500	11,600
Other Operating Exp.	75,000	98,400	121,800
Equipment	<u>1,300</u>	<u>-0-</u>	<u>-0-</u>
All Other Operating Exp.	<u>201,300</u>	<u>236,700</u>	<u>328,300</u>
OPERATION SUB-TOTAL	2,010,200	2,239,500	2,707,700
USGS Cooperative Agreement	299,800	219,600	278,400
Early Flood Warning System	100,000	100,000	104,000
Flood Control Plans Dev.	59,900	60,000	62,400
Environmental Quality	413,200	454,600	-0-
Pima - FCD	<u>148,900</u>	<u>-0-</u>	<u>-0-</u>
TOTAL APPROPRIATIONS	<u>3,032,000</u>	<u>3,073,700</u>	<u>3,152,500</u> ^{1/}

The approved amount includes \$24,600 in Personal Services and \$2,800 in Employee Related Expenditures for salary increases, and a decrease of \$53,000 in Employee Related Expenditures for the decreased retirement contribution.

Personal Services - The appropriation includes funding for 10 FTE positions that were previously accounted for in the Environmental Quality special line item. The appropriation also reflects the transfer in of 1 FTE position from Water Management and the transfer out of 1 FTE position to Administration and 0.5 FTE position to Water Management. In addition, the appropriation includes \$16,900 in vacancy savings.

USGS Cooperative Agreement - The appropriation includes \$50,000 to restore 4 stream gages that had been eliminated due to inadequate funding.

Environmental Quality - Funding for this program is now included in the regular operating budget.

^{1/} Represents General Appropriation Act funds. Appropriated as a modified lump sum for the program. The line items within "All Other Operating Exp." are shown for information only.

JLBC Analyst: Flanders

Bill Plummer, Director (Tel. 542-1540)

GENERAL FUND	Fiscal 88 Actual	Fiscal 89 Estimate	Fiscal 90 Approved
FTE Positions	<u>117.7</u>	<u>117.7</u>	<u>120.2</u>
Personal Services	<u>2,926,700</u>	<u>3,064,300</u>	<u>3,223,500</u>
Employee Related Exp.	<u>574,800</u>	<u>674,300</u>	<u>635,400</u>
Prof. & Outside Services	494,400	647,900	650,400
Travel - State	95,400	98,100	116,200
Travel - Out of State	13,800	9,500	9,800
Other Operating Exp.	272,500	201,100	222,000
Equipment	<u>23,600</u>	<u>2,700</u>	<u>-0-</u>
All Other Operating Exp.	<u>899,700</u>	<u>959,300</u>	<u>998,400</u>
OPERATION SUB-TOTAL	4,401,200	4,697,900	4,857,300
Water Logging Problems	16,800	-0-	-0-
Groundwater Recharge	<u>157,600</u>	<u>175,800</u>	<u>-0-</u>
TOTAL APPROPRIATIONS	<u>4,575,600</u>	<u>4,873,700</u>	<u>4,857,300</u> ^{1/}

The approved amount includes \$39,800 in Personal Services and \$4,400 in Employee Related Expenditures for salary increases, and a decrease of \$85,600 in Employee Related Expenditures for the decreased retirement contribution.

Personal Services - The appropriation includes funding for 2 FTE positions that were previously accounted for in the Groundwater Recharge special line item. The appropriation also reflects the transfer in of 0.5 FTE position from Engineering. In addition, the appropriation includes \$46,500 in vacancy savings.

Groundwater Recharge - Funding for this program is now included in the regular operating budget.

^{1/} Represents General Appropriation Act funds. Appropriated as a modified lump sum for the program. The line items within "All Other Operating Exp." are shown for information only.

**GENERAL FUND
APPROVED SALARY AND OTHER ADJUSTMENTS
FISCAL YEAR 1990**

	<u>PERSONAL SERVICES</u>	<u>EMPLOYEE RELATED EXPENDITURES</u>			<u>INSURANCE AMOUNTS</u>			
	<u>Adjustment of 1.25%</u>	<u>Salary Adjustment</u>	<u>Retirement Adjustment</u>	<u>Net Total</u>	<u>Total Change</u>	<u>Health Insurance</u>	<u>Dental Insurance</u>	<u>Total Insurance</u>
GENERAL GOVERNMENT								
DEPARTMENT OF ADMINISTRATION:								
<i>Office of the Director</i>	\$ 3,700	\$ 400	\$ (7,900)	\$ (7,500)	\$ (3,800)	\$ 18,400	\$ 1,200	\$ 19,600
<i>Hearing Office *</i>	300	0	(1,200)	(1,200)	(900)	3,400	200	3,600
<i>Executive Budget Office</i>	9,700	1,000	(20,900)	(19,900)	(10,200)	56,900	3,400	60,300
<i>Data Management</i>	16,800	1,800	(36,100)	(34,300)	(17,500)	80,000	5,000	85,000
<i>Finance</i>	27,500	2,900	(59,100)	(56,200)	(28,700)	187,800	11,900	199,700
<i>GAAP *</i>	4,600	500	(7,900)	(7,400)	(2,800)	41,000	1,400	42,400
<i>SLIAG *</i>	800	100	(1,600)	(1,500)	(700)	5,200	300	5,500
<i>Personnel</i>	38,800	4,100	(83,600)	(79,500)	(40,700)	230,900	14,600	245,500
<i>Facilities Management</i>	58,500	7,700	(125,800)	(118,100)	(59,600)	506,200	32,200	538,400
TOTAL - DEPT. OF ADMINISTRATION	160,700	18,500	(344,100)	(325,600)	(164,900)	1,129,800	70,200	1,200,000
OFFICE OF AFFIRMATIVE ACTION	1,900	200	(4,000)	(3,800)	(1,800)	11,000	1,100	12,100
ATTORNEY GENERAL - DEPT. OF LAW:								
<i>Administration</i>	16,800	1,600	(36,100)	(34,500)	(17,700)	115,000	6,600	121,600
<i>Elderly Abuse *</i>	700	100	(1,500)	(1,400)	(700)	5,600	300	5,900
<i>Organized Crime</i>	19,900	2,000	(42,900)	(40,900)	(21,000)	93,500	5,600	99,100
<i>Environmental Quality *</i>	3,300	300	(7,100)	(6,800)	(3,500)	15,500	900	16,400
<i>Civil</i>	30,300	3,000	(65,200)	(62,200)	(31,900)	136,700	8,000	144,700
<i>Environmental Quality *</i>	2,700	300	(5,800)	(5,500)	(2,800)	12,200	700	12,900
<i>Water Litigation Expenses *</i>	7,700	800	(16,600)	(15,800)	(8,100)	34,900	2,000	36,900
<i>Civil Rights</i>	5,000	500	(10,700)	(10,200)	(5,200)	24,400	1,900	26,300
<i>Fair Housing *</i>	800	100	(1,800)	(1,700)	(900)	4,100	300	4,400
<i>Financial Fraud</i>	20,700	2,000	(44,600)	(42,600)	(21,900)	107,400	6,600	114,000
<i>Solicitor General</i>	2,700	200	(5,800)	(5,600)	(2,900)	11,200	700	11,900
<i>Antitrust</i>	3,300	300	(7,100)	(6,800)	(3,500)	13,600	400	14,000
<i>Criminal</i>	21,100	2,000	(45,300)	(43,300)	(22,200)	110,100	6,700	116,800
<i>Special Investigations</i>	20,100	2,300	(43,300)	(41,000)	(20,900)	116,900	7,100	124,000
<i>Tax Division</i>	12,100	1,200	(26,000)	(24,800)	(12,700)	68,800	3,900	72,700
TOTAL - ATTORNEY GENERAL	167,200	16,700	(359,800)	(343,100)	(175,800)	869,900	51,700	921,600

**GENERAL FUND
APPROVED SALARY AND OTHER ADJUSTMENTS
FISCAL YEAR 1990**

	<u>PERSONAL SERVICES</u>			<u>EMPLOYEE RELATED EXPENDITURES</u>			<u>INSURANCE AMOUNTS</u>		
	<u>Adjustment of 1.25%</u>	<u>Salary Adjustment</u>	<u>Retirement Adjustment</u>	<u>Net Total</u>	<u>Total Change</u>	<u>Health Insurance</u>	<u>Dental Insurance</u>	<u>Total Insurance</u>	
DEPARTMENT OF COMMERCE:	\$ 17,000	\$ 1,800	\$ (36,600)	\$ (34,800)	\$ (17,800)	\$ 130,700	\$ 7,900	\$ 138,600	
<i>Rural Community Development *</i>	3,900	400	(8,500)	(8,100)	(4,200)	27,600	1,600	29,200	
TOTAL - DEPT. OF COMMERCE	20,900	2,200	(45,100)	(42,900)	(22,000)	158,300	9,500	167,800	
SUPREME COURT - ADMINISTRATION	30,600	2,500	(66,000)	(63,500)	(32,900)	172,400	9,900	182,300	
SUPREME COURT - FOSTER CARE REVIEW BOARD	5,900	600	(12,700)	(12,100)	(6,200)	60,600	3,900	64,500	
COURT OF APPEALS - DIVISION I	34,500	2,300	(74,200)	(71,900)	(37,400)	102,200	3,900	106,100	
COURT OF APPEALS - DIVISION II	11,100	700	(23,900)	(23,200)	(12,100)	91,300	6,900	98,200	
SUPERIOR COURTS:	0	0	0	0	0	131,800	8,100	139,900	
<i>Probation - State Aid *</i>	21,600	3,000	(46,500)	(43,500)	(21,900)	0	0	0	
<i>Probation Enhancement *</i>	97,100	13,600	(209,100)	(195,500)	(98,400)	0	0	0	
<i>IPS - Adult *</i>	60,800	8,500	(130,800)	(122,300)	(61,500)	0	0	0	
<i>JIPS *</i>	26,700	3,700	(57,500)	(53,800)	(27,100)	0	0	0	
TOTAL - SUPERIOR COURTS	206,200	28,800	(443,900)	(415,100)	(208,900)	131,800	8,100	139,900	
OFFICE OF THE GOVERNOR	22,800	2,600	(49,100)	(46,500)	(23,700)	143,400	8,600	152,000	
LAW ENFORCEMENT MERIT SYSTEM COUNCIL	300	0	(600)	(600)	(300)	2,300	300	2,600	
LEGISLATURE - AUDITOR GENERAL	54,700	5,200	(117,700)	(112,500)	(57,800)	328,600	20,500	349,100	
LEGISLATURE - HOUSE OF REPRESENTATIVES	31,900	2,500	(68,600)	(66,100)	(34,200)	351,600	25,200	376,800	
LEGISLATURE - JT. LEGIS. BUDG. COMMITTEE	13,300	1,200	(28,600)	(27,400)	(14,100)	73,000	4,300	77,300	
LEGISLATURE - LEGISLATIVE COUNCIL	14,400	1,500	(30,900)	(29,400)	(15,000)	70,900	4,600	75,500	
LEGIS. - LIBRARY, ARCHIVES & PUB. RECS.	28,300	3,000	(60,800)	(57,800)	(29,500)	220,800	15,400	236,200	
LEGISLATURE - SENATE	34,400	3,500	(74,000)	(70,500)	(36,100)	332,900	19,200	352,100	
PERSONNEL BOARD	1,000	100	(2,100)	(2,000)	(1,000)	11,100	1,000	12,100	
DEPARTMENT OF REVENUE:									
<i>Director's Office</i>	3,500	300	(7,600)	(7,300)	(3,800)	18,100	1,300	19,400	
<i>Administrative Services</i>	20,600	2,200	(44,300)	(42,100)	(21,500)	192,300	12,900	205,200	
<i>Property Valuation</i>	35,200	4,100	(75,700)	(71,600)	(36,400)	202,900	13,500	216,400	
<i>Special Support</i>	12,000	1,300	(25,900)	(24,600)	(12,600)	84,800	5,400	90,200	
<i>Enforcement</i>	100,900	10,900	(217,200)	(206,300)	(105,400)	787,200	51,700	838,900	
<i>Tax Payer Support & Education Service</i>	22,700	2,500	(48,800)	(46,300)	(23,600)	212,500	14,000	226,500	
<i>Data Management</i>	62,700	6,800	(135,000)	(128,200)	(65,500)	493,600	32,100	525,700	
TOTAL - DEPT. OF REVENUE	257,600	28,100	(554,500)	(526,400)	(268,800)	1,991,400	130,900	2,122,300	
DEPARTMENT OF STATE - SECRETARY OF STATE	6,900	700	(14,800)	(14,100)	(7,200)	64,000	3,500	67,500	
<i>Proposition 200 *</i>	1,500	200	(3,100)	(2,900)	(1,400)	12,300	700	13,000	
TOTAL - SECRETARY OF STATE	8,400	900	(17,900)	(17,000)	(8,600)	76,300	4,200	80,500	

**GENERAL FUND
APPROVED SALARY AND OTHER ADJUSTMENTS
FISCAL YEAR 1990**

	<u>PERSONAL SERVICES</u>	<u>EMPLOYEE RELATED EXPENDITURES</u>			<u>INSURANCE AMOUNTS</u>			
	<u>Adjustment of 1.25%</u>	<u>Salary Adjustment</u>	<u>Retirement Adjustment</u>	<u>Net Total</u>	<u>Total Change</u>	<u>Health Insurance</u>	<u>Dental Insurance</u>	<u>Total Insurance</u>
STATE BOARD OF TAX APPEALS	\$ 2,800	\$ 300	\$ (6,000)	\$ (5,700)	\$ (2,900)	\$ 14,300	\$ 1,100	\$ 15,400
OFFICE OF TOURISM	5,800	600	(12,400)	(11,800)	(6,000)	55,900	3,200	59,100
STATE TREASURER	10,100	1,000	(21,700)	(20,700)	(10,600)	75,900	4,800	80,700
TOTAL - GENERAL GOVERNMENT	\$ 1,124,800	\$ 123,000	\$(2,418,600)	\$(2,295,600)	\$(1,170,800)	\$6,475,700	\$ 408,500	\$ 6,884,200
<u>HEALTH AND WELFARE</u>								
AHCCCS ADMINISTRATION:								
Administration	\$ 120,500	\$ 12,900	\$ (259,300)	\$ (246,400)	\$ (125,900)	\$ 868,600	\$ 55,500	\$ 924,100
DES Eligibility	57,400	6,400	(123,600)	(117,200)	(59,800)	457,700	31,200	488,900
DES DDSA	1,400	200	(3,100)	(2,900)	(1,500)	16,500	1,100	17,600
DES PASARR	500	100	(1,000)	(900)	(400)	3,300	200	3,500
DHS Licensure	2,800	300	(6,000)	(5,700)	(2,900)	15,300	1,100	16,400
DHS PASARR	100	0	(300)	(300)	(200)	1000	100	1,100
DHS CRS	600	100	(1,300)	(1,200)	(600)	3800	300	4,100
TOTAL - AHCCCS	183,300	20,000	(394,600)	(374,600)	(191,300)	1,366,200	89,500	1,455,700
DEPARTMENT OF ECONOMIC SECURITY:								
Administration	109,900	12,600	(236,600)	(224,000)	(114,100)	653,400	44,800	698,200
Developmental Disabilities	103,100	14,000	(221,900)	(207,900)	(104,800)	733,300	49,500	782,800
Coolidge Delay *	25,700	3,500	(55,400)	(51,900)	(26,200)	183,100	12,400	195,500
Long Term Care	95,300	13,100	(205,200)	(192,100)	(96,800)	712,300	48,800	761,100
Coolidge Delay *	(10,000)	(1,400)	21,500	20,100	10,100	(74,600)	(5,100)	(79,700)
Family Support	166,100	18,600	(357,400)	(338,800)	(172,700)	1,323,200	90,300	1,413,500
Social Services	161,500	18,800	(347,500)	(328,700)	(167,200)	1,023,000	69,800	1,092,800
Employment and Rehabilitation Services	19,300	2,200	(41,500)	(39,300)	(20,000)	127,800	8,600	136,400
TOTAL - DEPT. OF ECONOMIC SECURITY	670,900	81,400	(1,444,000)	(1,362,600)	(691,700)	4,681,500	319,100	5,000,600
DEPARTMENT OF ENVIRONMENTAL QUALITY	82,300	9,200	(177,200)	(168,000)	(85,700)	558,500	33,900	592,400
DEPARTMENT OF HEALTH SERVICES:								
EMS/Health Care Facilities	26,100	3,200	(56,300)	(53,100)	(27,000)	162,500	11,500	174,000
Disease Control	20,600	2,500	(44,300)	(41,800)	(21,200)	135,100	9,100	144,200
Family Health	21,900	2,600	(47,200)	(44,600)	(22,700)	146,300	10,200	156,500
Behavioral Health	271,900	37,200	(585,100)	(547,900)	(276,000)	1,984,600	130,900	2,115,500
Transitional Living *	3,300	500	(7,100)	(6,600)	(3,300)	24,000	1,600	25,600

**GENERAL FUND
APPROVED SALARY AND OTHER ADJUSTMENTS
FISCAL YEAR 1990**

	PERSONAL SERVICES		EMPLOYEE RELATED EXPENDITURES			INSURANCE AMOUNTS		
	Adjustment of 1.25%	Salary Adjustment	Retirement Adjustment	Net Total	Total Change	Health Insurance	Dental Insurance	Total Insurance
<i>Office of the Director</i>	\$ 55,100	\$ 6,300	\$ (118,600)	\$ (112,300)	\$ (57,200)	\$ 365,700	\$ 24,300	\$ 390,000
<i>Laboratory</i>	18,100	2,300	(38,900)	(36,600)	(18,800)	114,800	8,200	123,000
TOTAL - DEPT. OF HEALTH SERVICES	417,000	54,600	(897,500)	(842,900)	(425,900)	2,933,000	195,800	3,128,800
COUNCIL FOR THE HEARING IMPAIRED	1,600	200	(3,400)	(3,200)	(1,600)	10,400	900	11,300
COMMISSION ON INDIAN AFFAIRS	1,300	100	(2,800)	(2,700)	(1,400)	11,300	700	12,000
PIONEERS' HOME	25,400	3,600	(54,600)	(51,000)	(25,600)	323,900	17,000	340,900
VETERANS' SERVICE COMMISSION <i>Veterans' Affairs</i>	5,500	600	(11,800)	(11,200)	(5,700)	47,700	2,900	50,600
TOTAL - HEALTH AND WELFARE	\$1,387,300	\$ 169,700	\$(2,985,900)	\$(2,816,200)	\$(1,428,900)	\$9,932,500	\$ 659,800	\$10,592,300
INSPECTION AND REGULATION								
AGRICULTURAL EMPLOY. RELATIONS BOARD	\$ 1,400	\$ 100	\$ (3,100)	\$ (3,000)	\$ (1,600)	\$ 9,700	\$ 700	\$ 10,400
COMM. OF AGRICULTURE AND HORTICULTURE:								
<i>Office of the Director</i>	3,900	400	(8,300)	(7,900)	(4,000)	27,900	2,300	30,200
<i>Market News Letter *</i>	400	0	(1,000)	(1,000)	(600)	0	0	0
<i>Field Services</i>	40,500	4,700	(87,200)	(82,500)	(42,000)	214,300	14,500	228,800
TOTAL - COMM. OF AGRI. AND HORT.	44,800	5,100	(96,500)	(91,400)	(46,600)	242,200	16,800	259,000
BANKING DEPARTMENT:								
<i>Receivership *</i>	28,100	2,900	(60,500)	(57,600)	(29,500)	231,100	15,200	246,300
TOTAL - BANKING DEPARTMENT	30,200	3,100	(65,100)	(62,000)	(31,800)	248,200	16,300	264,500
BOXING COMMISSION	500	0	(1,000)	(1,000)	(500)	5,900	800	6,700
DEPT. OF BUILDING AND FIRE SAFETY	22,400	2,500	(48,200)	(45,700)	(23,300)	187,400	11,300	198,700
REGISTRAR OF CONTRACTORS	28,800	3,200	(62,000)	(58,800)	(30,000)	254,900	17,500	272,400
CORPORATION COMMISSION:								
<i>Administration</i>	11,400	1,200	(24,500)	(23,300)	(11,900)	87,900	5,600	93,500
<i>Corporations</i>	8,000	900	(17,100)	(16,200)	(8,200)	81,100	5,100	86,200
<i>Securities</i>	14,700	1,600	(31,700)	(30,100)	(15,400)	82,000	5,200	87,200
<i>Railroad Safety</i>	2,700	300	(5,700)	(5,400)	(2,700)	22,400	1,400	23,800
TOTAL - CORPORATION COMMISSION	36,800	4,000	(79,000)	(75,000)	(38,200)	273,400	17,300	290,700
DAIRY COMMISSIONER	2,800	300	(6,100)	(5,800)	(3,000)	21,200	1,500	22,700
DEPARTMENT OF INSURANCE	21,600	2,300	(46,600)	(44,300)	(22,700)	157,500	10,200	167,700
DEPT. OF LIQUOR LICENSE AND CONTROL	15,800	1,700	(33,900)	(32,200)	(16,400)	142,900	10,100	153,000

**GENERAL FUND
APPROVED SALARY AND OTHER ADJUSTMENTS
FISCAL YEAR 1990**

1961

	PERSONAL SERVICES		EMPLOYEE RELATED EXPENDITURES			INSURANCE AMOUNTS		
	Adjustment of 1.25%	Salary Adjustment	Retirement Adjustment	Net Total	Total Change	Health Insurance	Dental Insurance	Total Insurance
LIVESTOCK BOARD:								
<i>Administrative Services</i>	\$ 4,300	\$ 500	\$ (9,400)	\$ (8,900)	\$ (4,600)	\$ 36,800	\$ 2,400	\$ 39,200
<i>Animal Disease Control</i>	1,200	200	(2,600)	(2,400)	(1,200)	10,700	700	11,400
<i>Livestock Inspection</i>	16,700	2,200	(36,700)	(34,500)	(17,800)	144,300	8,100	152,400
<i>Meat and Poultry Inspection</i>	7,500	900	(16,400)	(15,500)	(8,000)	50,600	4,400	55,000
TOTAL - LIVESTOCK BOARD	<u>29,700</u>	<u>3,800</u>	<u>(65,100)</u>	<u>(61,300)</u>	<u>(31,600)</u>	<u>242,400</u>	<u>15,600</u>	<u>258,000</u>
MINE INSPECTOR	3,900	400	(9,400)	(9,000)	(5,100)	34,100	2,100	36,200
DEPARTMENT OF RACING								
<i>Commercial Racing</i>	16,200	1,800	(34,900)	(33,100)	(16,900)	131,200	6,800	138,000
RADIATION REGULATORY AGENCY								
<i>Evaluation and Compliance</i>	9,700	1,100	(20,900)	(19,800)	(10,100)	89,900	5,100	95,000
REAL ESTATE DEPARTMENT	21,000	2,300	(45,200)	(42,900)	(21,900)	187,800	11,800	199,600
DEPT. OF WEIGHTS AND MEASURES	14,300	1,600	(30,800)	(29,200)	(14,900)	153,000	8,800	161,800
TOTAL - INSPECTION AND REGULATION	<u>\$ 299,900</u>	<u>\$ 33,300</u>	<u>\$(647,800)</u>	<u>\$(614,500)</u>	<u>\$(314,600)</u>	<u>\$2,381,700</u>	<u>\$ 152,700</u>	<u>\$2,534,400</u>
EDUCATION								
COMMISSION ON THE ARTS	\$ 3,800	\$ 400	\$ (8,200)	\$ (7,800)	\$ (4,000)	\$ 24,000	\$ 1,800	\$ 25,800
COMMUNITY COLLEGES BOARD	4,400	400	(9,500)	(9,100)	(4,700)	30,000	2,000	32,000
SCHOOL FOR THE DEAF AND THE BLIND:								
<i>Phoenix Day School</i>	12,000	1,300	(74,200)	(72,900)	(60,900)	262,300	17,400	279,700
<i>ADTEC</i>	8,700	900	(31,200)	(30,300)	(21,600)	97,200	5,400	102,600
<i>Tucson Campus</i>	45,800	4,900	(191,200)	(186,300)	(140,500)	701,200	45,600	746,800
TOTAL - DEAF AND BLIND SCHOOL	<u>66,500</u>	<u>7,100</u>	<u>(296,600)</u>	<u>(289,500)</u>	<u>(223,000)</u>	<u>1,060,700</u>	<u>68,400</u>	<u>1,129,100</u>
DEPARTMENT OF EDUCATION:								
<i>State Board of Education</i>	600	100	(1,300)	(1,200)	(600)	6,200	300	6,500
<i>General Services Administration</i>	52,900	6,200	(113,900)	(107,700)	(54,800)	345,700	22,300	368,000
<i>Special Education Audit *</i>	1,700	200	(3,700)	(3,500)	(1,800)	14,000	600	14,800
<i>Vocational Education</i>	11,100	1,200	(23,900)	(22,700)	(11,600)	64,700	4,600	69,300
<i>Assistance to Schools:</i>								
<i>Chemical Abuse *</i>	900	100	(2,000)	(1,900)	(1,000)	3,500	300	3,800
<i>Arizona Teachers Res. Program *</i>	1,100	100	(2,300)	(2,200)	(1,100)	8,800	400	9,200
<i>Academic Decathlon *</i>	400	0	(900)	(900)	(500)	3,500	200	3,700

**GENERAL FUND
APPROVED SALARY AND OTHER ADJUSTMENTS
FISCAL YEAR 1990**

302

	PERSONAL SERVICES		EMPLOYEE RELATED EXPENDITURES			INSURANCE AMOUNTS		
	Adjustment of 1.25%	Salary Adjustment	Retirement Adjustment	Net Total	Total Change	Health Insurance	Dental Insurance	Total Insurance
<i>K-3 Support *</i>	\$ 600	\$ 0	\$ (1,300)	\$ (1,200)	\$ (600)	\$ 5,400	\$ 300	\$ 5,700
<i>Dropout Prevention *</i>	400	0	(900)	(900)	(500)	5,200	300	5,500
TOTAL - DEPARTMENT OF EDUCATION	<u>69,700</u>	<u>8,000</u>	<u>(150,200)</u>	<u>(142,200)</u>	<u>(72,500)</u>	<u>457,000</u>	<u>29,300</u>	<u>486,300</u>
ARIZONA HISTORICAL SOCIETY	13,000	1,400	(27,900)	(26,500)	(13,500)	108,800	7,400	116,200
PRESCOTT HISTORICAL SOCIETY	4,100	500	(8,900)	(8,400)	(4,300)	59,300	3,100	62,400
BOARD OF REGENTS	20,300	1,900	(43,800)	(41,900)	(21,600)	111,800	7,500	119,300
ARIZONA STATE UNIVERSITY:								
<i>Main Campus</i>	1,821,000	214,100	(2,082,500)	(1,868,400)	(47,400)	9,789,800	641,000	10,430,800
<i>West Campus</i>	119,700	14,500	(142,800)	(128,300)	(8,600)	924,900	61,300	986,200
TOTAL - ARIZONA STATE UNIVERSITY	<u>1,940,700</u>	<u>228,600</u>	<u>(2,225,300)</u>	<u>(1,996,700)</u>	<u>(56,000)</u>	<u>10,714,700</u>	<u>702,300</u>	<u>11,417,000</u>
NORTHERN ARIZONA UNIVERSITY	626,900	74,700	(870,600)	(795,900)	(169,000)	3,426,600	311,100	3,737,700
UNIVERSITY OF ARIZONA:								
<i>Main Campus</i>	1,710,700	193,100	(2,391,000)	(487,200)	(2,197,900)	8,775,100	643,400	9,418,500
<i>Agriculture *</i>	314,400	35,500	(439,400)	(403,900)	(89,500)	1,612,500	118,200	1,730,700
<i>College of Medicine</i>	300,500	33,400	(320,000)	(286,600)	13,900	1,329,200	101,000	1,430,200
<i>Clinical Teaching Support *</i>	57,000	8,000	(60,700)	(52,700)	4,300	331,500	25,200	356,700
TOTAL - UNIVERSITY OF ARIZONA	<u>2,382,600</u>	<u>270,000</u>	<u>(3,211,100)</u>	<u>(2,941,100)</u>	<u>(558,500)</u>	<u>12,048,300</u>	<u>887,800</u>	<u>12,936,100</u>
TOTAL - EDUCATION	\$5,132,000	\$ 593,000	\$(6,852,100)	\$(6,259,100)	\$(1,127,100)	\$28,041,200	\$2,020,700	\$30,061,900
<u>PROTECTION AND SAFETY</u>								
DEPARTMENT OF CORRECTIONS:								
<i>Adult Institutions</i>	1,093,500	188,000	(221,700)	(33,700)	1,059,800	8,944,200	635,400	9,579,600
<i>Human Resources and Development</i>	171,700	26,100	(123,900)	(97,800)	73,900	1,037,100	73,700	1,110,800
<i>Juvenile Services</i>	184,600	30,000	(101,900)	(71,900)	112,700	1,476,600	104,900	1,581,500
<i>Administration</i>	60,500	7,600	(93,200)	(85,600)	(25,100)	413,200	29,400	442,600
<i>Correctional Industries</i>	12,500	1,800	(13,900)	(12,100)	400	92,100	6,500	98,600
<i>Adult Community Services</i>	59,400	8,800	(69,800)	(61,000)	(1,600)	400,600	28,500	429,100
TOTAL - DEPARTMENT OF CORRECTIONS	<u>1,582,200</u>	<u>262,300</u>	<u>(624,400)</u>	<u>(362,100)</u>	<u>1,220,100</u>	<u>12,363,800</u>	<u>878,400</u>	<u>13,242,200</u>
DEPT. OF EMERGENCY AND MIL. AFFAIRS:								
<i>Div. of Emergency Services</i>	4,700	500	(10,000)	(9,500)	(4,800)	31,500	2,500	34,000
<i>Div. of Military Affairs</i>	13,100	1,600	(29,700)	(28,100)	(15,000)	114,600	7,400	122,000
TOTAL - DEPT. OF EMERGENCY & MIL. AFF.	<u>17,800</u>	<u>2,100</u>	<u>(39,700)</u>	<u>(37,600)</u>	<u>(19,800)</u>	<u>146,100</u>	<u>9,900</u>	<u>156,000</u>

**GENERAL FUND
APPROVED SALARY AND OTHER ADJUSTMENTS
FISCAL YEAR 1990**

	PERSONAL SERVICES	EMPLOYEE RELATED EXPENDITURES			INSURANCE AMOUNTS			
	Adjustment of 1.25%	Salary Adjustment	Retirement Adjustment	Net Total	Total Change	Health Insurance	Dental Insurance	Total Insurance
BOARD OF PARDONS AND PAROLES	\$ 9,400	\$ 1,800	\$ (30,300)	\$ (28,500)	\$ (19,100)	\$ 95,600	\$ 6,300	\$ 101,900
DEPARTMENT OF PUBLIC SAFETY:								
<i>Criminal Investigation Bureau</i>	118,100	10,600	(65,800)	(55,200)	62,900	763,600	46,300	809,900
<i>Highway Patrol Bureau</i>	297,700	28,500	(101,900)	(73,400)	224,300	1,899,500	121,900	2,021,400
<i>Administration Bureau</i>	84,400	8,200	(116,100)	(107,900)	(23,500)	659,200	43,200	702,400
<i>Criminal Justice Support Bureau</i>	73,100	6,900	(89,700)	(82,800)	(9,700)	414,500	27,200	441,700
<i>Telecommunications Bureau</i>	98,600	9,700	(212,100)	(202,400)	(103,800)	662,400	43,300	705,700
TOTAL - DEPT. OF PUBLIC SAFETY	671,900	63,900	(585,600)	(521,700)	150,200	4,399,200	281,900	4,681,100
TOTAL - PROTECTION AND SAFETY	\$2,281,300	\$ 330,100	\$(1,280,000)	\$(949,900)	\$1,331,400	\$17,004,700	\$1,176,500	\$18,181,200
TRANSPORTATION								
DEPARTMENT OF TRANSPORTATION								
<i>Public Transit Division</i>	500	100	(900)	(800)	(300)	5,000	300	5,300
TOTAL - TRANSPORTATION	\$ 500	\$ 100	\$ (900)	\$ (800)	\$ (300)	\$ 5,000	\$ 300	\$ 5,300
NATURAL RESOURCES								
COMMISSION ON THE ENVIRONMENT	\$ 900	\$ 100	\$ (1,900)	\$ (1,800)	\$ (900)	\$ 5,900	\$ 500	\$ 6,400
ARIZONA GEOLOGICAL SURVEY	4,200	500	(9,100)	(8,600)	(4,400)	26,500	1,500	28,000
LAND DEPARTMENT	52,000	5,700	(112,100)	(106,400)	(54,400)	418,300	28,200	446,500
DEPT. OF MINES AND MINERAL RESOURCES	3,300	400	(7,100)	(6,700)	(3,400)	24,200	1,600	25,800
OIL AND GAS COMMISSION	1,400	200	(3,100)	(2,900)	(1,500)	14,600	800	15,400
PARKS BOARD								
<i>Administrative and Support Services</i>	39,100	5,300	(84,200)	(78,900)	(39,800)	342,500	23,200	365,700
DEPARTMENT OF WATER RESOURCES:								
<i>Administration</i>	18,200	1,900	(39,300)	(37,400)	(19,200)	104,700	7,200	111,900
<i>Engineering</i>	24,600	2,800	(53,000)	(50,200)	(25,600)	148,600	10,000	158,600
<i>Water Management</i>	39,800	4,400	(85,600)	(81,200)	(41,400)	258,200	17,500	275,700
TOTAL - DEPARTMENT OF WATER RESOURCES	82,600	9,100	(177,900)	(168,800)	(86,200)	511,500	34,700	546,200
TOTAL - NATURAL RESOURCES	\$ 183,500	\$ 21,300	\$(395,400)	\$(374,100)	\$(190,600)	\$ 1,343,500	\$ 90,500	\$ 1,434,000

**GENERAL FUND
APPROVED SALARY AND OTHER ADJUSTMENTS
FISCAL YEAR 1990**

	<u>PERSONAL SERVICES</u>		<u>EMPLOYEE RELATED EXPENDITURES</u>			<u>INSURANCE AMOUNTS</u>		
	<u>Adjustment of 1.25%</u>	<u>Salary Adjustment</u>	<u>Retirement Adjustment</u>	<u>Net Total</u>	<u>Total Change</u>	<u>Health Insurance</u>	<u>Dental Insurance</u>	<u>Total Insurance</u>
TOTAL - GENERAL FUND	<u>\$10,409,300</u>	<u>\$1,270,500</u>	<u>\$(14,580,700)</u>	<u>\$(13,310,200)</u>	<u>\$(2,900,900)</u>	<u>\$65,184,300</u>	<u>\$4,509,000</u>	<u>\$69,693,300</u>

* Denotes Special Line Item

**NON-GENERAL FUNDS
APPROVED SALARY AND OTHER ADJUSTMENTS
FISCAL YEAR 1990**

	<u>PERSONAL SERVICES</u>	<u>EMPLOYEE RELATED EXPENDITURES</u>				<u>INSURANCE AMOUNTS</u>		
	<u>Adjustment of 1.25%</u>	<u>Salary Adjustment</u>	<u>Retirement Adjustment</u>	<u>Net Total</u>	<u>Total Change</u>	<u>Health Insurance</u>	<u>Dental Insurance</u>	<u>Total Insurance</u>
<u>GENERAL GOVERNMENT</u>								
DEPARTMENT OF ADMINISTRATION								
<i>Facilities Management</i>	\$ 3,100	\$ 400	\$ (6,700)	\$ (6,300)	\$ (3,200)	\$ 8,100	\$ 500	\$ 8,600
ARIZONA LOTTERY	40,900	4,500	(88,000)	(83,500)	(42,600)	336,800	20,700	357,500
STATE RETIREMENT SYSTEM	20,400	1,800	(43,900)	(42,100)	(21,700)	140,700	8,900	149,600
TOTAL - GENERAL GOVERNMENT	\$ 64,400	\$ 6,700	\$ (138,600)	\$ (131,900)	\$ (67,500)	\$ 485,600	\$ 30,100	\$ 515,700
<u>HEALTH AND WELFARE</u>								
DEPARTMENT OF ECONOMIC SECURITY:								
<i>Administration</i>								
<i>Public Assistance Collection Fund</i>	\$ 1,400	\$ 200	\$ (3,000)	\$ (2,800)	\$ (1,400)	\$ 15,200	\$ 800	\$ 16,000
<i>Child Protective Service Training</i>	2,300	300	(5,000)	(4,700)	(2,400)	12,800	800	13,600
TOTAL - DEPT. OF ECONOMIC SECURITY	3,700	500	(8,000)	(7,500)	(3,800)	28,000	1,600	29,600
DEPARTMENT OF HEALTH SERVICES								
<i>EMS Operating Fund</i>	10,600	1,300	(22,900)	(21,600)	(11,000)	66,000	4,700	70,700
VETERANS' SERVICES COMMISSION								
<i>Veterans' Conservatorship</i>	3,100	300	(6,600)	(6,300)	(3,200)	40,900	2,700	43,600
TOTAL - HEALTH AND WELFARE	\$ 17,400	\$ 2,100	\$(37,500)	\$(35,400)	\$(18,000)	\$ 134,900	\$ 9,000	\$ 143,900
<u>INSPECTION AND REGULATION</u>								
COMM. OF AGRICULTURE AND HORTICULTURE:								
<i>State Chemist</i>	\$ 3,700	\$ 400	\$ (8,000)	\$ (7,600)	\$ (3,900)	\$ 29,500	\$ 2,000	\$ 31,500
<i>Fruit and Vegetable Standardization</i>	5,000	600	(10,800)	(10,200)	(5,200)	52,700	3,800	56,500
TOTAL - COMM. OF AGRI. & HORT.	8,700	1,000	(18,800)	(17,800)	(9,100)	82,200	5,800	88,000
CORPORATION COMMISSION:								
<i>Utilities</i>	30,500	3,300	(65,600)	(62,300)	(31,800)	192,500	12,200	204,700
<i>Legal Division</i>	6,800	700	(14,600)	(13,900)	(7,100)	34,700	2,200	36,900
TOTAL - CORPORATION COMMISSION	37,300	4,000	(80,200)	(76,200)	(38,900)	227,200	14,400	241,600

**NON-GENERAL FUNDS
APPROVED SALARY AND OTHER ADJUSTMENTS
FISCAL YEAR 1990**

366

	<u>PERSONAL SERVICES</u>	<u>EMPLOYEE RELATED EXPENDITURES</u>			<u>INSURANCE AMOUNTS</u>			
	<u>Adjustment of 1.25%</u>	<u>Salary Adjustment</u>	<u>Retirement Adjustment</u>	<u>Net Total</u>	<u>Total Change</u>	<u>Health Insurance</u>	<u>Dental Insurance</u>	<u>Total Insurance</u>
INDUSTRIAL COMMISSION:								
Administration	\$ 11,100	\$ 1,100	\$ (25,000)	\$ (23,900)	\$ (12,800)	\$ 98,800	\$ 6,100	\$ 104,900
Claims	17,000	1,800	(36,600)	(34,800)	(17,800)	191,000	13,100	204,100
Administrative Law Judge	20,800	2,300	(44,800)	(42,500)	(21,700)	113,600	7,200	120,800
Labor	2,700	300	(5,900)	(5,600)	(2,900)	28,900	1,900	30,800
Special Fund	3,500	400	(7,500)	(7,100)	(3,600)	31,800	2,300	34,100
Occupational Safety and Health	11,500	1,400	(24,800)	(23,400)	(11,900)	93,600	5,600	99,200
Legal	4,600	600	(10,000)	(9,400)	(4,800)	37,400	2,600	40,000
TOTAL - INDUSTRIAL COMMISSION	71,200	7,900	(154,600)	(146,700)	(75,500)	595,100	38,800	633,900
DEPARTMENT OF RACING								
County Fair Racing	2,000	300	(4,200)	(3,900)	(1,900)	15,700	900	16,600
RADIATION REGULATORY AGENCY								
Med. Radiologic Tech. Bd. of Exam.	600	100	(1,400)	(1,300)	(700)	8,500	300	8,800
RESIDENTIAL UTILITY CONSUMER OFFICE	4,900	500	(10,600)	(10,100)	(5,200)	27,900	1,900	29,800
NINETY-TEN AGENCIES:								
BOARD OF ACCOUNTANCY	2,200	200	(4,900)	(4,700)	(2,500)	23,700	1,600	25,300
BARBER EXAMINERS BOARD	1,000	100	(2,200)	(2,100)	(1,100)	11,200	600	11,800
CHIROPRACTIC EXAMINERS BOARD	1,000	100	(2,300)	(2,200)	(1,200)	11,300	1,000	12,300
BOARD OF COSMETOLOGY	3,500	400	(7,600)	(7,200)	(3,700)	31,500	2,200	33,700
DENTAL EXAMINERS BOARD	2,500	300	(5,300)	(5,000)	(2,500)	21,200	1,300	22,500
EGG INSPECTION BOARD	1,600	200	(3,500)	(3,300)	(1,700)	11,300	900	12,200
FUNERAL DIRECTORS/ EMBALMERS BOARD	700	100	(1,600)	(1,500)	(800)	5,000	200	5,200
State Boards Contribution				(200)	(200)			
TOTAL - FUNERAL DIR. & EMBALM. BD.	700	100	(1,600)	(1,700)	(1,000)	5,000	200	5,200
HOMEOPATHIC MEDICAL EXAMINERS BOARD	0	0	0	0	0	0	0	0
BOARD OF MEDICAL EXAMINERS	11,700	1,200	(25,200)	(24,000)	(12,300)	87,700	5,400	93,100
NATUROPATHIC PHYSICIANS EXAMINING BD.	0	0	0	0	0	0	0	0
State Boards Contribution				(100)	(100)			
TOTAL - NATUROPATHIC PHYS. EXAM. BD.	0	0	0	(100)	(100)	0	0	0
BOARD OF NURSING	6,400	800	(13,700)	(12,900)	(6,500)	41,800	2,500	44,300
NURSING CARE INST. ADMIN. BOARD	300	0	(500)	(500)	(200)	2,100	100	2,200
State Boards Contribution				(100)	(100)			
TOTAL - NURSING CARE INST. ADMIN. BD.	300	0	(500)	(600)	(300)	2,100	100	2,200

**NON-GENERAL FUNDS
APPROVED SALARY AND OTHER ADJUSTMENTS
FISCAL YEAR 1990**

367

	PERSONAL SERVICES		EMPLOYEE RELATED EXPENDITURES			INSURANCE AMOUNTS		
	Adjustment of 1.25%	Salary Adjustment	Retirement Adjustment	Net Total	Total Change	Health Insurance	Dental Insurance	Total Insurance
BOARD OF DISPENSING OPTICIANS	\$ 300	\$ 0	\$ (700)	\$ (700)	\$ (400)	\$ 0	\$ 0	0
<i>State Boards Contribution</i>				(100)	(100)			
TOTAL - BD. OF DISPENSING OPTICIANS	300	0	(700)	(800)	(500)	0	0	0
BOARD OF OPTOMETRY	600	100	(1,200)	(1,100)	(500)	6,700	500	7,200
<i>State Boards Contribution</i>				(100)	(100)			
TOTAL - BOARD OF OPTOMETRY	600	100	(1,200)	(1,200)	(600)	6,700	500	7,200
OSTEOPATHIC EXAMINERS BOARD	1,600	200	(3,500)	(3,300)	(1,700)	15,200	900	16,100
BOARD OF PHARMACY	4,400	400	(9,400)	(9,000)	(4,600)	38,200	2,000	40,200
PHYSICAL THERAPY EXAMINERS BOARD	300	0	(700)	(700)	(400)	2,200	100	2,300
<i>State Boards Contribution</i>				(100)	(100)			
TOTAL - PHYSICAL THERAPY EXAM. BD.	300	0	(700)	(800)	(500)	2,200	100	2,300
PODIATRY EXAMINERS BOARD	0	0	0	0	0	0	0	0
<i>State Boards Contribution</i>				(200)	(200)			
TOTAL - PODIATRY EXAMINERS BOARD	0	0	0	(200)	(200)	0	0	0
BD. FOR PRIVATE POSTSECONDARY EDUCATION	900	100	(2,100)	(2,000)	(1,100)	4,600	300	4,900
PSYCHOLOGIST EXAMINERS BOARD	400	0	(800)	(800)	(400)	4,700	300	5,000
<i>State Boards Contribution</i>				(100)	(100)			
TOTAL - PSYCHOLOGIST EXAMINERS BD.	400	0	(800)	(900)	(500)	4,700	300	5,000
STRUCTURAL PEST CONTROL COMMISSION	4,800	500	(10,500)	(10,000)	(5,200)	47,100	4,200	51,300
BOARD OF TECHNICAL REGISTRATION	3,600	400	(8,000)	(7,600)	(4,000)	26,600	2,100	28,700
VETERINARY MEDICAL EXAMINERS BOARD	900	100	(1,900)	(1,800)	(900)	7,700	400	8,100
<i>State Boards Contribution</i>				(200)	(200)			
TOTAL - VETERINARY MED. EXAM. BOARD	900	100	(1,900)	(2,000)	(1,100)	7,700	400	8,100
TOTAL - INSPECTION AND REGULATION	\$ 173,400	\$ 19,000	\$(375,400)	\$(357,600)	\$(184,200)	\$1,356,400	88,700	1,445,100
PROTECTION AND SAFETY								
ARIZONA CRIMINAL JUSTICE COMMISSION	\$ 2,000	\$ 200	\$ (4,300)	\$ (4,100)	\$ (2,100)	\$ 12,100	\$ 700	\$ 12,800
DEPARTMENT OF PUBLIC SAFETY								
<i>Highway Patrol Bureau</i>	0	0	0	0	0	79,100	5,100	84,200
<i>Administration Bureau</i>	0	0	0	0	0	12,400	800	13,200
<i>Criminal Justice Support Bureau</i>	0	0	0	0	0	7,900	500	8,400
TOTAL - DEPARTMENT OF PUBLIC SAFETY	0	0	0	0	0	99,400	6,400	105,800
TOTAL - PROTECTION AND SAFETY	\$ 2,000	\$ 200	\$(4,300)	\$(4,100)	\$(2,100)	\$ 111,500	\$ 7,100	\$ 118,600

**NON-GENERAL FUNDS
APPROVED SALARY AND OTHER ADJUSTMENTS
FISCAL YEAR 1990**

	<u>PERSONAL SERVICES</u>	<u>EMPLOYEE RELATED EXPENDITURES</u>			<u>INSURANCE AMOUNTS</u>			
	<u>Adjustment of 1.25%</u>	<u>Salary Adjustment</u>	<u>Retirement Adjustment</u>	<u>Net Total</u>	<u>Total Change</u>	<u>Health Insurance</u>	<u>Dental Insurance</u>	<u>Total Insurance</u>
<u>TRANSPORTATION</u>								
DEPARTMENT OF TRANSPORTATION:								
Director's Staff	\$ 4,100	\$ 300	\$ (8,900)	\$ (8,600)	\$ (4,500)	\$ 13,100	\$ 700	\$ 13,800
Transportation Planning	30,500	3,200	(65,600)	(62,400)	(31,900)	204,100	13,200	217,300
Administrative Services Division	\$ 101,100	\$ 10,900	\$ (217,500)	\$ (206,600)	\$ (105,500)	\$ 763,300	\$ 51,700	\$ 815,000
Special Support Group	31,100	3,300	(67,000)	(63,700)	(32,600)	192,300	12,200	204,500
Motor Vehicle Division	214,800	24,500	(462,300)	(437,800)	(223,000)	2,093,000	132,400	2,225,400
Highways Division	383,200	42,700	(824,700)	(782,000)	(398,800)	2,473,900	159,400	2,633,300
Highway Maintenance	225,600	31,800	(485,500)	(453,700)	(228,100)	1,999,500	128,100	2,127,600
Aeronautics	7,800	900	(16,700)	(15,800)	(8,000)	62,900	4,100	67,000
Mobile Home Admin. Revolving Fund	1,000	100	(2,100)	(2,000)	(1,000)	8,300	400	8,700
TOTAL - TRANSPORTATION	\$ 999,200	\$ 117,700	\$(2,150,300)	\$(2,032,600)	\$(1,033,400)	\$ 7,810,400	\$ 502,200	\$ 8,312,600
<u>NATURAL RESOURCES</u>								
GAME AND FISH DEPARTMENT:								
Administrative and Field Services	\$ 75,200	\$ 13,200	\$ (89,000)	\$ (75,800)	\$ (600)	\$ 611,200	\$ 39,900	\$ 651,100
Watercraft	5,300	600	(6,200)	(5,600)	(300)	61,000	3,800	64,800
Game, No-game, Fish, Endangered Species	1,300	200	(1,600)	(1,400)	(100)	12,800	1,100	13,900
TOTAL - GAME AND FISH DEPARTMENT	81,800	14,000	(96,800)	(82,800)	(1,000)	685,000	44,800	729,800
STATE PARKS BOARD								
AORCC - Project Administration	3,300	400	(7,100)	(6,700)	(3,400)	24,500	1,700	26,200
TOTAL - NATURAL RESOURCES	\$ 85,100	\$ 14,400	\$(103,900)	\$ (89,500)	\$ (4,400)	\$ 709,500	\$ 46,500	\$ 756,000
TOTAL - NON-GENERAL FUNDS	\$ 1,341,500	\$ 160,100	\$(2,810,000)	\$(2,651,100)	\$(1,309,600)	\$ 10,608,300	\$ 683,600	\$ 11,291,900

THE UNITED STATES ECONOMY

On balance, the National economy during FY 1989 has been relatively strong and we anticipate an increase of 3.1% in Real Gross National Product. For the fiscal year, Real Personal Consumption Expenditures (approximately two-thirds of Real Gross National Product) increased 2.9%, slightly better than the 2.4% increase in FY 1988. Real Gross Private Domestic Investment showed growth of 2.6%, modest when compared with the increase of 11.2% in FY 1988. Real Net Exports performed well with the deficit in Real Net Exports being reduced by 17.8%. Real Exports increased faster than Real Imports, with growth rates of 12.9% and 7.0% respectively. Real Net Exports improved from a negative \$114.6 in FY 1988 to a negative \$94.2 million in FY 1989.

Currently, most indicators of real economic activity indicate that the pace of economic growth in the United States has slackened. The United States is going through a period of slow growth in domestic demand, strong export growth and a modest easing of inflationary pressures, which were building in late 1988 and early 1989. This has resulted in a stronger dollar, lower interest rates and some relief for the Federal Reserve Board.

Although we believe that the recent slowing of growth in U.S. economic activity will continue through early 1990, we do not believe that the slower growth will lead to a recession. As the economy slows however, the U.S. will be especially vulnerable to shocks from the financial or commodity markets or to possible policy miscalculations. In general, our forecast is for slow growth, but with no recession due to the underlying strength of the world economies and the desire of the Federal Reserve Board to avoid a downturn.

Probably the greatest risk to our national forecast is the possibility of continued strong growth in the second half of 1989. This would likely ignite inflation, inducing the Fed to tighten more vigorously. A booming 1989 would likely lead to a recession in 1990.

Another factor of interest, and perhaps of some concern, is the age of the current economic expansion, already in its 78th month and the longest peace-time expansion in U.S. history. Our forecast, although calling for a slowdown in growth, continues this expansion through our forecast period.

FORECAST OF KEY
U.S. ECONOMIC INDICATORS

Exhibit I

	<u>FY 1988</u> <u>Actual</u>	<u>FY 1989</u> <u>Forecast</u>	<u>FY 1990</u> <u>Forecast</u>
Real Gross National Product	4.5%	3.2%	1.9%
GNP Deflator	3.0	4.3	4.6
Consumer Price Index	4.1	4.6	5.3
Three Month T-Bill Rate	6.0	8.1	8.3
AAA Corporate Bond Rate	9.8	9.8	10.2
Unemployment Rate	5.8	5.3	5.9

THE ARIZONA ECONOMY

Arizona's economy continued to lose momentum as calendar 1988 drew to a close. In December 1988, the important Goods Producing Sector 1/ showed a 2.4% decline in employment from December 1987. In December 1987, this sector had shown a decline of 1.5% and in December 1986, a decline of 1.2%. The broadly defined Service Providing Sector 2/ also showed a loss of momentum, increasing only 0.2% in December 1988 after increasing 5.9% in December 1987 and 5.6% in December 1986. The annual growth of Total Wage and Salary Employment in December 1988 was down 0.3% compared with an increase of 4.3% in December 1987.

The above comments are based on the most recent official statistics. Employment for the last three quarters of calendar 1988 will be "rebenched" early in calendar 1989. Certain Arizona economists believe that the rebenching process will result in an upward revision of employment for these quarters.

Probably the best that can be said of the Arizona economy during FY 1989 is that it was a period of subdued growth, but with a recession in the construction industry. This was also true for FY 1988 and we look for only modest improvement in FY 1990.

The Manufacturing Sector has been in the doldrums for some time with growth of only 1.3% in FY 1988 and expected growth of 1.7% in FY 1989 and 1.9% in FY 1990. The "high tech" industry (computers, semiconductor and electronics manufacturers) resumed its upward growth in FY 1988, but growth has been lackluster and we expect more of the same during our forecast period. Because of federal budget cutting, employment in defense related industries has been declining and we expect this to continue during our forecast period. In general we expect the Manufacturing Sector to continue its slow growth during our forecast period of FY 1989 and FY 1990.

In FY 1988, average construction employment declined by almost 10,000, continuing the decline which started in FY 1987 when there was a loss of 11,400 jobs. We expect a further decline in FY 1989. We expect FY 1990 average employment to be flat, showing essentially no change from FY 1989.

The Mining Sector, which at one time employed over 27,000 persons, was down to 10,500 in April 1987. Employment since has increased to an average of 13,000 in FY 1989. In FY 1988 and in FY 1989 the industry benefited from a soaring copper price. For FY 1990, we expect modest gains in production and employment, although the price of copper is expected to decline from its FY 1989 high.

The Service Providing Sector 2/ accounts for over three quarters of the employment in Arizona and historically has shown robust growth. In recent years, this sector has shown a declining rate of growth, averaging 7.2% growth in FY 1986, approximately 5.0% in FY 1987 and 1988 and approximately 3.0% in FY 1989. For FY 1990 we expect growth to improve modestly from FY 1989.

THE ARIZONA ECONOMY
(Continued)

- o Exhibits II and III summarize the staff view of significant positive and negative factors for FY 1989 and FY 1990. FY 1989 has been a period of sluggish growth with a continuation of the recession in the Construction Sector. FY 1990 will be a year of modest improvement but with a further continuation of the recession in the Construction Sector.
- o Exhibit IV shows the staff forecast for five key Arizona variables. We expect a slight improvement in growth of Arizona Personal Income, in constant dollar terms, in FY 1990.
- o Growth in Retail Sales should also improve slightly in FY 1990.
- o Population growth is expected to slacken throughout the forecast period.
- o Chart I is a bar chart which compares growth rates for current and constant dollar Arizona Personal Income for FY 1974 through FY 1990.
- o Chart II is a bar chart which compares growth rates for U.S. and Arizona nominal Personal Income for FY 1974 through FY 1990.
- o Chart III is a bar chart which compares growth rates for U.S. and Arizona real Personal Income for FY 1974 through FY 1990.

1/ Includes manufacturing, construction, and mining.

2/ Includes transportation, communications, public utilities, trade, insurance, real estate, services, and government.

ARIZONA OUTLOOK - FY 1989

FY 1989 Summary: A period of sluggish growth characterized by little growth in the Manufacturing Sector and a continuation of the recession in the Construction Sector.

FY 1989:

Positive Factors	Negative Factors
1) Strong growth in tourism.	1) Continued decline in growth rate of defense related employment.
2) Continued strength in Copper industry together with high Copper price.	2) Continued decline in Construction employment.
3) Increased awareness of the need for an Arizona economic development effort.	3) Decline in in-migration to Arizona.
	4) Slow growth in computer and semiconductor industries.

ARIZONA OUTLOOK - FY 1990

FY 1990 Summary: A period of subdued growth by historic standards, but showing modest improvement over FY 1989. The Construction recession will continue through FY 1990.

FY 1990:

Positive Factors	Negative Factors
1) Strong growth in tourism.	1) Continued decline in growth rate of defense related employment.
2) Continued strength in Copper industry.	2) Continuation of recession in Construction industry.
3) Increased awareness of the need for an Arizona economic development effort.	3) Decline in Copper price from the FY 1989 high.

FORECAST OF KEY
ARIZONA ECONOMIC INDICATORS

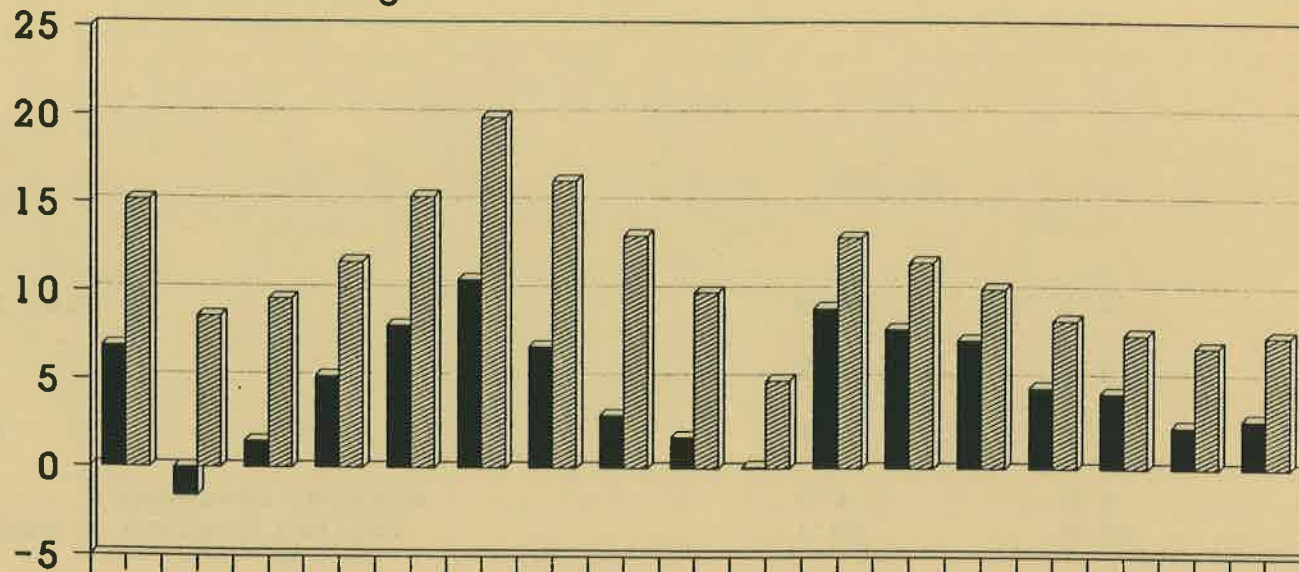
Exhibit IV

	<u>FY 1988</u> <u>Actual</u>	<u>FY 1989</u> <u>Forecast</u>	<u>FY 1990</u> <u>Forecast</u>
Personal Income - Current Dollars	7.6%	6.9%	7.5%
- Constant Dollars	4.3	2.4	2.8
Retail Sales	4.8	4.7	5.3
Population	3.0	2.5	2.3
Unemployment Rate	6.1	6.5	6.7

ARIZONA PERSONAL INCOME CURRENT AND CONSTANT DOLLARS



Percent Change

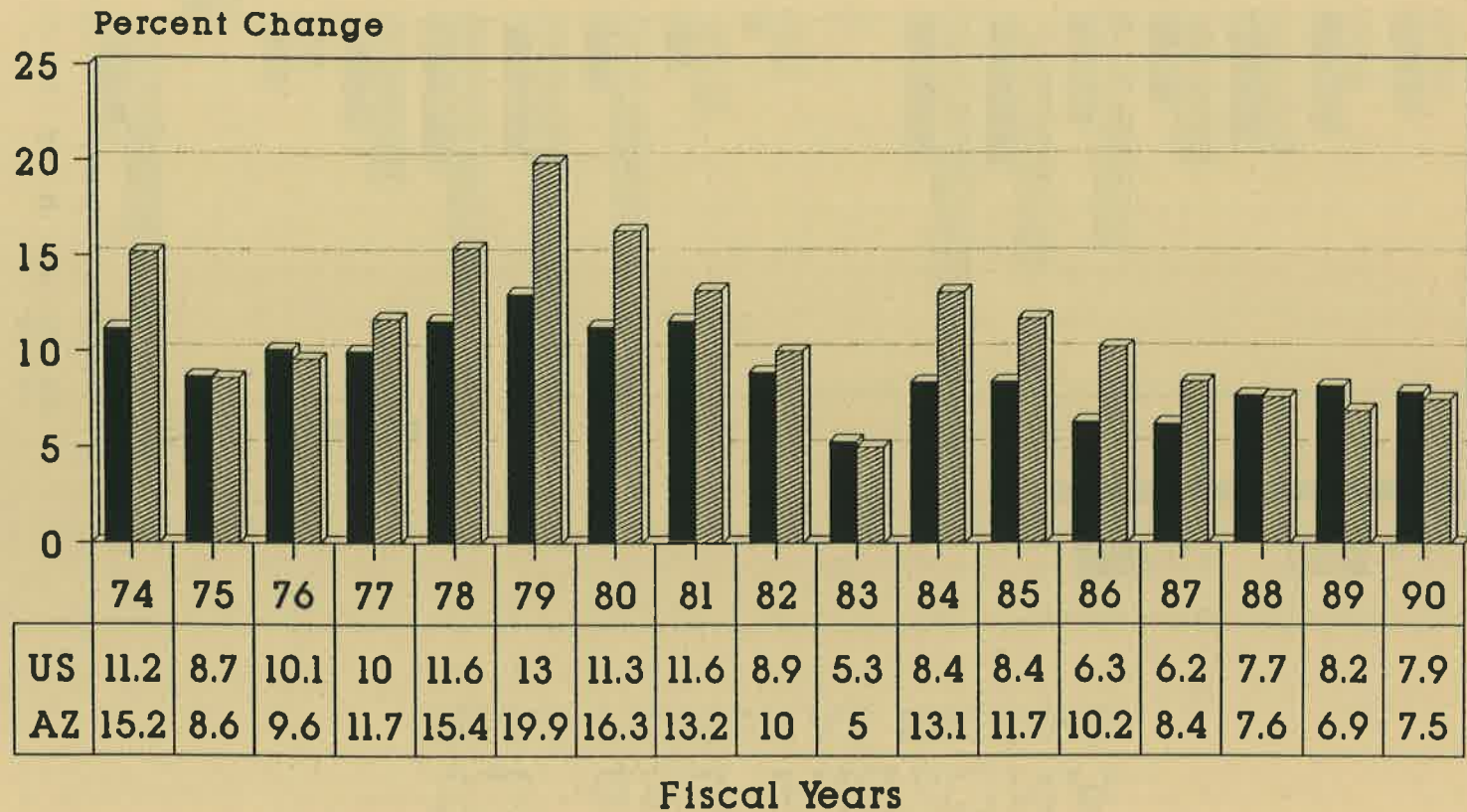


	74	75	76	77	78	79	80	81	82	83	84	85	86	87	88	89	90
Constant \$	6.9	-1.6	1.5	5.2	8.1	10.7	6.9	3	1.8	0.1	9.1	7.9	7.3	4.6	4.3	2.4	2.8
Current \$	15.2	8.6	9.6	11.7	15.4	19.9	16.3	13.2	10	5	13.1	11.7	10.2	8.4	7.6	6.9	7.5

FISCAL YEAR

Chart I

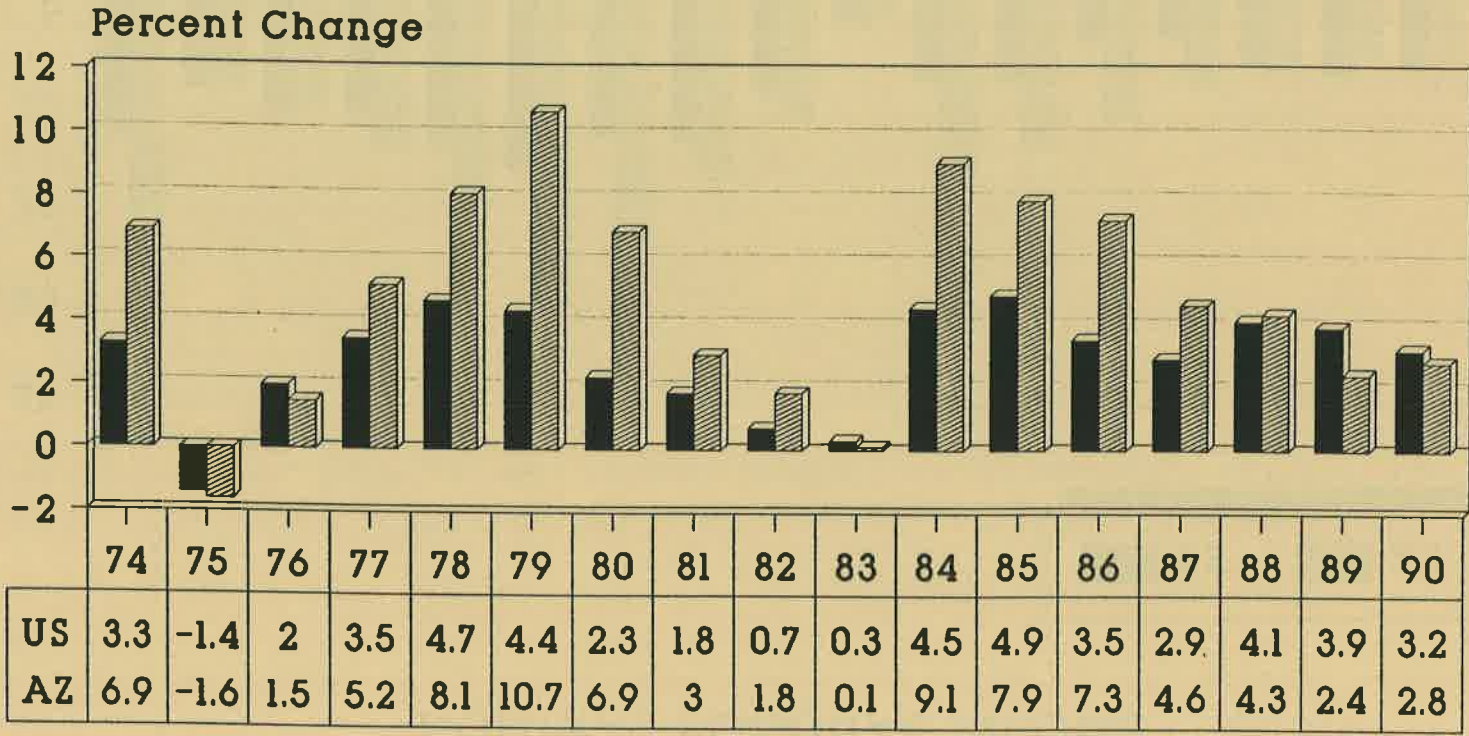
U.S. and ARIZONA NOMINAL PERSONAL INCOME



377

Chart II

U.S. and ARIZONA REAL PERSONAL INCOME



Fiscal Years

Chart III

GENERAL FUND REVENUE

The General Fund Revenue Forecast for FY 1990 reflects the slowing of revenue collections experienced in recent years as well as a modest increase in growth for FY 1990. Prior to adding the revenue increase resulting from legislation passed during the recent session, Total Base Revenue is forecast to be only 3.2% higher than FY 1989 (see Exhibit V). If not for two major nonrecurring transfers in FY 1989, however, the increase would be 5.4%. Details of revenue increases passed during the recent session are shown in Exhibit VI.

Before enhancements, the Sales and Use Tax category is forecast to increase by 5.4% in FY 1990. Enhancements aggregating \$12.0 million were added to this category during the session. Growth of the Sales Tax has been, and will continue to be, inhibited by the recession in the Construction industry.

Income Tax collections, before enhancements are forecast to increase by 5.0% with Individual Income Tax up 6.5% in FY 1990 and the Corporation Income Tax down 2.0%. Enhancements passed during the recent session totalled \$69.1 million for the Individual Income Tax and \$5.0 million for the Corporation Income Tax.

Property Tax collections, before enhancements, show growth rates of 39.5% in FY 1989 and 7.2% in FY 1990. Enhancements aggregating \$22.9 million were passed during the recent session. Growth in FY 1989 reflects the previous session's enhancements.

Growth in Luxury Tax has slowed in recent years, particularly in FY 1989, when we expect a decline of 1.7%. In FY 1990, we expect growth of 1.9%.

The Insurance Premium Tax, before enhancements is forecasted to increase by 13.8% in FY 1989 and 12.9% in FY 1990. Enhancements for FY 1990 passed during the session aggregate \$5.7 million.

Growth in the Motor Vehicle License Tax before enhancements and before deduction of the HURF Transfer, is expected to be 37.1% in FY 1989 and 7.3% in FY 1990. Enhancements for FY 1990 passed during the recent session aggregate \$15.8 million. Growth in FY 1989 reflects the previous session's enhancements

Estate Tax collections surged to \$31.0 million in FY 1988. This appears to be an unsustainable level and our forecast calls for a 16.1% decline in FY 1989 and an increase of 5.0% in FY 1990.

The number of Lottery "Pick" game balls is scheduled to increase from 39 to 42 early in July. Our forecast for FY 1990 includes an additional \$12.0 million for this change. The rationale for the increase is that the increase in "Pick" game balls will worsen the odds of winning by over 60%, which will increase the number of "rollover" pots, which will increase the grand prize amounts, which will, in turn, increase total "Pick" game wagering.

GENERAL FUND REVENUE
(Continued)

The following exhibits and charts follow this narrative:

- o Exhibit V, STATEMENT OF PROJECTED BASE REVENUE, JLBC STAFF ESTIMATE has been discussed previously in some detail. Essentially, the exhibit compares each of the three years shown with the preceding year. Revenue for FY 1990 is shown before addition of revenue enhancements passed during the session.
- o Exhibit VI, BILLS HAVING A SIGNIFICANT FY 1989 REVENUE IMPACT, summarizes revenue enhancements passed during the recent session.
- o Chart IV shows, in graphic form, the percent growth in FY 1990 over FY 1989 for significant categories of General Fund revenue based on JLBC Staff estimates. Growth percents are based on FY 1990 amounts which include enhancements.
- o Chart V shows, for FY 1990, major categories of General Fund revenue as a percent of total Base Revenue. Revenue used includes enhancements.
- o Chart VI shows, for 12 years, dollars of General Fund revenue as a bar chart and percent change as a line graph. In terms of percent change, Arizona has had strong years and years which exhibited very low or negative growth. Fortunately, years of the latter category are rare in Arizona. It should be noted that the Fiscal Years 1979 through 1982 were years when the CPI showed double-digit or near double-digit inflation.

STATE OF ARIZONA
GENERAL FUND
STATEMENT OF PROJECTED BASE REVENUE
JLBC STAFF ESTIMATE 1/
(\$ Thousands)

Exhibit V

	Actual FY 1988		Forecast FY 1989		Forecast FY 1990 ^{2/}	
	Amount	% Change	Amount	% Change	Amount	% Change
<u>Taxes</u>						
Sales and Use	\$1,250,132.6	4.2%	\$1,338,000.0	7.0%	\$1,410,000.0	5.4%
Income - Individual	853,401.8	12.2	904,000.0	5.9	963,000.0	6.5
- Corporation	150,748.8	(24.2)	198,000.0	31.3	194,000.0	(2.0)
- Urban Revenue Sharing	(130,653.5)	5.2	(143,955.0)	10.2	(150,600.0)	4.6
Property	67,365.6	13.6	94,000.0	39.5	100,800.0	7.2
Luxury	70,804.6	1.8	69,600.0	(1.7)	70,900.0	1.9
Insurance Premium	76,835.1	9.0	87,400.0	13.8	98,700.0	12.9
Motor Vehicle License - Regular	59,819.3	8.6	82,000.0	37.1	88,000.0	7.3
- HURF Transfer	(12,421.6)	21.7	(13,700.0)	10.3	(14,900.0)	8.8
Pari Mutuel	6,188.3	(7.9)	6,650.0	7.5	6,650.0	0.0
Estate	30,978.3	20.6	26,000.0	(16.1)	27,300.0	5.0
Other Taxes	4,510.0	(22.6)	2,900.0	(35.7)	1,600.0	(44.8)
Sub-Total - Taxes	2,427,709.3	4.8	2,650,895.0	9.2	2,795,450.0	5.5
<u>Other Revenues</u>						
Lottery	34,501.6	72.5	72,500.0	110.1	94,800.0 ^{3/}	30.8
Licenses, Fees and Permits	34,318.6	12.0	34,500.0	0.5	36,200.0	4.9
Interest	26,796.5	31.3	36,000.0	34.3	31,000.0	(13.9)
Sales and Services	7,662.4	2.1	5,300.0	(30.8)	5,600.0	5.7
Other Miscellaneous	13,950.2	4.5	14,000.0	0.4	14,000.0	0.0
Transfers and Reimbursements	17,869.7	38.4	31,100.0	71.0	22,000.0	(29.3)
Transfer from Tax Protest Fund	-	-	24,000.0	-	-	-
Funds Transfer	-	-	36,267.4	-	(1,600.0)	-
Sub-Total - Other Revenues	135,099.0	28.9	253,667.4	87.8	202,000.0	(20.4)
<u>Total Base Revenue</u>	<u>\$2,562,808.3</u>	<u>5.8%</u>	<u>\$2,904,562.4</u>	<u>13.3%</u>	<u>\$2,997,450.0</u>	<u>3.2%</u>

1/ JLBC Staff estimate as of April 1989.

2/ Does not reflect enhancements brought about by new legislation as shown in Exhibit VI.

3/ Includes \$12.0 million for increase in number of lottery balls from 39 to 42.

THIRTY-EIGHTH LEGISLATURE
 FIRST REGULAR SESSION
BILLS HAVING A SIGNIFICANT FY 1990 GENERAL FUND REVENUE IMPACT

(Amounts in Thousands)

	<u>Property</u>	<u>Sales & Use</u>	<u>Individual Income</u>	<u>Corporation Income</u>	<u>Vehicle License</u>	<u>Insurance</u>	<u>Other</u>	<u>Total</u>
1. Ch. 203 (SB 1397) Economic Development Lottery Special Drawing will reduce General Fund Revenue							\$ (200.0)	\$ (200.0)
2. Ch. 211 (HB 2333)								
A. Federal Income Tax Conformity			\$ 1,900.0					1,900.0
B. Eliminate Deduction of Federal Excise Taxes			4,000.0					4,000.0
3. Ch. 311 (SB 1140)								
A. Department of Revenue increased enforcement program		\$4,982.2	3,380.0	\$5,046.8				13,409.0
B. Department of Revenue automated collections			1,782.5					1,782.5
C. Department of Revenue property recanvassing	\$ 300.0							300.0 1/
D. Banking Department increased enforcement							277.6	277.6
4. Ch. 312 (SB 1141)								
A. Windfall retention			16,800.0					16,800.0
B. Consumer interest deduction reduced to 50%			39,000.0					39,000.0
C. Taxation of pensions previously exempted			2,200.0					2,200.0
D. Minimum school district tax rate (25% of QTR)	26,000.0							26,000.0
E. Taxation of catalog sales		7,000.0						7,000.0
F. Minimum vehicle license tax increased to \$30					\$15,800.0			15,800.0
G. Additional premium tax on vehicle insurance for public safety personnel retirement system retained in General Fund for one year						\$5,700.0		5,700.0
H. Tax reduction for unorganized school districts	(3,400.0)							(3,400.0)
TOTAL	<u>\$22,900.0</u>	<u>\$11,982.2</u>	<u>\$69,062.5</u>	<u>\$5,046.8</u>	<u>\$15,800.0</u>	<u>\$5,700.0</u>	<u>\$ 77.6</u>	<u>\$130,569.1</u>

1/ In addition to the revenue amount shown, Revertments will be increased by \$2.7 million.

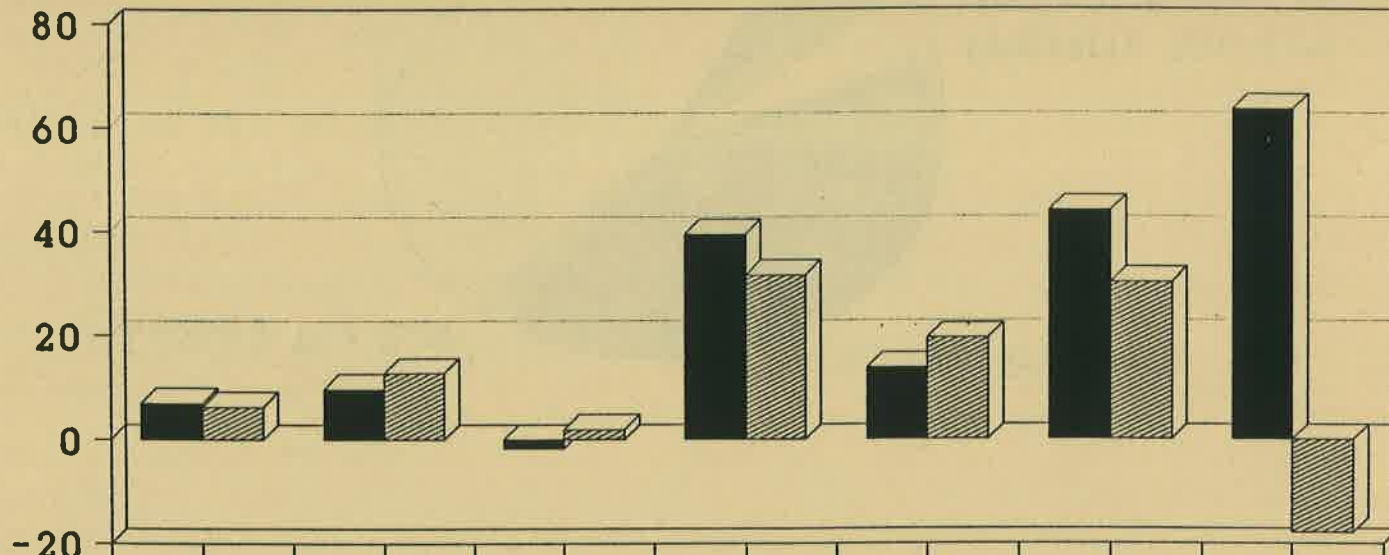
FY 1990 GENERAL FUND BASE REVENUE

PERCENT CHANGE FROM PRIOR YEAR

Including Effect of New Legislation



Percent Change



	SU	IN	LU	PR	IS	VE	OT
FY 1989	7	9.7	-1.7	39.5	13.8	44.1	63.6
FY 1990	6.3	12.8	1.9	31.6	19.5	30.2	-17.9

SU=Sales & Use
IN=Income

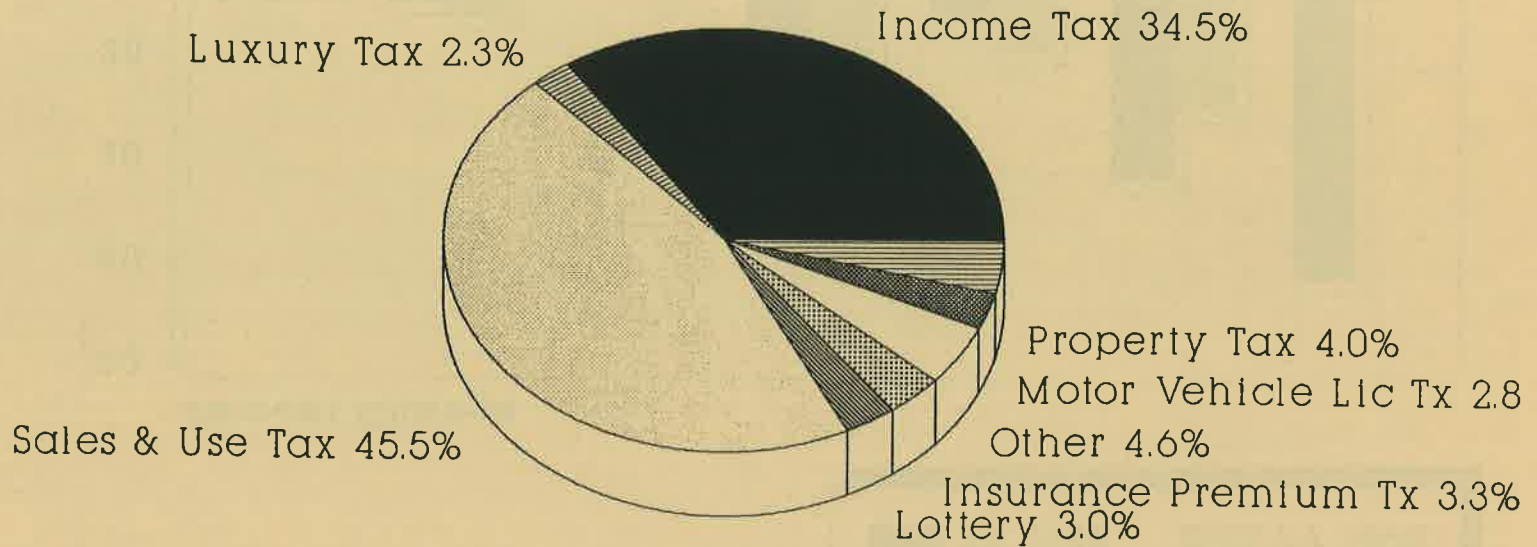
LU=Luxury
PR=Property

IS=Insurance
VE=Vehicles

OT=Other

Chart IV

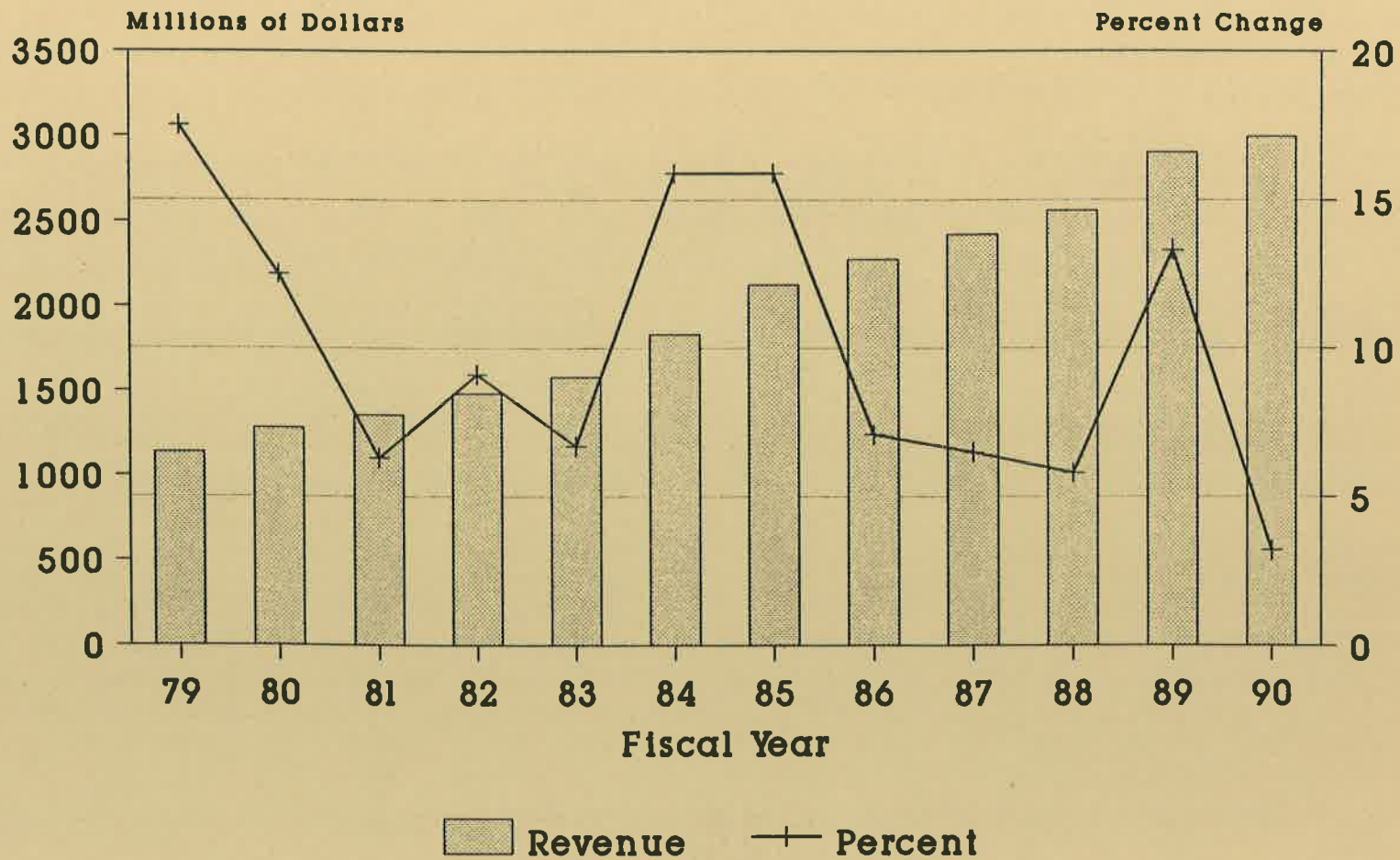
GENERAL FUND REVENUE SOURCES AS A PERCENT OF TOTAL Including Effect of New Legislation



FY 1990

Chart V

GENERAL FUND BASE REVENUE COLLECTIONS •



**Chart VI • FY 1990 Does Not Include
Legislative Revenue Enhancements**

**REVISIONS TO FY 1989 SPENDING AUTHORITY
ENACTED BY H.B. 2103
FIRST REGULAR SESSION, 39th LEGISLATURE**

	<u>GENERAL FUND</u>			<u>NON-GENERAL FUND</u>		
	<u>ORIGINAL APPROPRIATION^{1/}</u>	<u>REVISION</u>	<u>FINAL APPROPRIATION</u>	<u>ORIGINAL APPROPRIATION^{1/}</u>	<u>REVISION</u>	<u>FINAL APPROPRIATION</u>
GENERAL GOVERNMENT						
Administration, Department of	\$ 26,448,479	\$ (426,100)	\$ 26,022,379	\$ 0	\$ 0	\$ 0
Affirmative Action, Governor's Office of	198,500	(2,000)	196,500	0	0	0
Attorney General	18,473,350	18,900	18,492,250	0	0	0
Coliseum and Exposition Center	0	0	0	9,215,200 ^{2/}	0	9,215,200
Commerce, Department of	3,160,100	(63,200)	3,096,900	54,000	0	54,000
Compensation Fund	0	0	0	0	0	0
Courts						
Court of Appeals	5,687,300	(63,700)	5,623,600	0	0	0
Comm. on Appellate and Trial Court Appts.	4,000	0	4,000	0	0	0
Commission on Judicial Qualifications	60,000	(1,000)	59,000	0	0	0
Superior Courts	39,114,200	(909,100)	38,205,100	0	0	0
Supreme Court	5,136,400	(26,000)	5,110,400	0	0	0
SUBTOTAL - Courts	<u>\$ 50,001,900</u>	<u>\$ (999,800)</u>	<u>\$ 49,002,100</u>	<u>\$ 0</u>	<u>\$ 0</u>	<u>\$ 0</u>
Governor, Office of the	2,872,100	(28,700)	2,843,400	0	0	0
Law Enforcement Merit System Council	48,200	(2,400)	45,800	0	0	0
Legislature						
Auditor General	6,782,000	0	6,782,000	0	0	0
House of Representatives	5,839,700	(57,000) ^{3/}	5,782,700	0	0	0
Joint Legislative Budget Committee	1,447,300	0	1,447,300	0	0	0
Legislative Council	2,763,700	0	2,763,700	1,034,900	0	1,034,900
Library, Archives, and Public Records	4,666,000	(46,300)	4,619,700	0	0	0
Senate	5,441,000	(54,000)	5,387,000	0	0	0
SUBTOTAL - Legislature	<u>\$ 26,939,700</u>	<u>\$ (157,300)</u>	<u>\$ 26,782,400</u>	<u>\$ 1,034,900</u>	<u>\$ 0</u>	<u>\$ 1,034,900</u>
Lottery	0	0	0	0	0	0
Personnel Board	217,900	(4,400)	213,500	0	0	0
Retirement System	0	0	0	2,874,200	0	2,874,200
Revenue, Department of	35,865,200	(1,000,000)	34,865,200	0	0	0
Secretary of State	2,978,100	30,000	3,008,100	0	0	0
Tax Appeals, Board of	428,400	(8,600)	419,800	0	0	0
Tourism, Office of	3,451,200	(34,500)	3,416,700	2,000,000	0	2,000,000
Treasurer	10,085,800	0	10,085,800	0	0	0
Uniform State Laws, Commission on	16,000	0	16,000	0	0	0
TOTAL - GENERAL GOVERNMENT	<u>\$181,184,929</u>	<u>\$ (2,678,100)</u>	<u>\$178,506,829</u>	<u>\$ 15,178,300</u>	<u>\$ 0</u>	<u>\$ 15,178,300</u>

**REVISIONS TO FY 1989 SPENDING AUTHORITY
ENACTED BY H.B. 2103
FIRST REGULAR SESSION, 39th LEGISLATURE**

	<u>GENERAL FUND</u>			<u>NON-GENERAL FUND</u>		
	<u>ORIGINAL APPROPRIATION^{1/}</u>	<u>REVISION</u>	<u>FINAL APPROPRIATION</u>	<u>ORIGINAL APPROPRIATION^{1/}</u>	<u>REVISION</u>	<u>FINAL APPROPRIATION</u>
<u>HEALTH AND WELFARE</u>						
AHCCCS Administration	\$ 206,611,900	\$ 36,143,100	\$ 242,755,000	\$ 0	\$ 0	\$ 0
Economic Security, Department of	244,191,500	18,721,000	262,912,500	502,100	0	502,100
Environmental Quality, Department of	16,388,800	(207,800)	16,181,000	701,300	0	701,300
Health Services, Department of	119,220,800 ^{4/}	(1,380,600)	117,840,200	2,505,000 ^{2/}	0	2,505,000
Hearing Impaired, Council for the	127,400	0	127,400	0	0	0
Indian Affairs, Commission on	147,800	(3,000)	144,800	0	0	0
Pioneers' Home	2,808,400	(27,800)	2,780,600	0	0	0
Arizona Ranger's Pension	16,200	0	16,200	0	0	0
Veterans' Services Commission	721,800	(25,500)	696,300	0	0	0
	\$590,234,600	\$ 53,219,400	\$643,454,000	\$ 4,075,400	\$ 0	\$ 4,075,400
TOTAL - HEALTH AND WELFARE						
<u>INSPECTION AND REGULATION</u>						
Agricultural Employment Relations Board	\$ 191,100	\$ 3,800	\$ 187,300	\$ 0	\$ 0	\$ 0
Agriculture and Horticulture, Commission of	5,932,900	(59,300)	5,873,600	1,296,600	0	1,296,600
Banking Department	3,078,500	(61,300)	3,017,200	0	0	0
Building & Fire Safety, Department of	2,645,600	(26,400)	2,619,200	0	0	0
Contractors, Registrar of	4,103,000	(122,900)	3,980,100	0	0	0
Corporation Commission	4,904,300	(97,600)	4,806,700	5,316,000	0	5,316,000
Dairy Commissioner	466,900	(9,400)	457,500	0	0	0
Industrial Commission	0	0	0	10,888,500	0	10,888,500
Insurance, Department of	2,467,000	(49,300)	2,417,700	0	0	0
Liquor Licenses & Control, Department of	2,152,700	(21,500)	2,131,200	0	0	0
Livestock Board	3,753,900	(37,500)	3,716,400	0	0	0
Mine Inspector	751,300	(7,500)	743,800	0	0	0
Occupational Safety and Health Review Board	3,300	0	3,300	0	0	0
Racing, Department of	2,148,400	(42,900)	2,105,500	302,000	0	302,000
Radiation Regulatory Agency	1,624,200	(26,300)	1,597,900	99,000	0	99,000
Real Estate Department	2,668,000	(53,400)	2,614,600	0	0	0
Residential Utility Consumer Office	0	0	0	890,800	0	890,800
Weights and Measures, Department of	1,735,400	(34,700)	1,700,700	0	0	0
Ninety-Ten Agencies	0	0	0	612,300	0	612,300
Accountancy, Board of	0	0	0	133,900	0	133,900
Barber Examiners Board	0	0	0			

**REVISIONS TO FY 1989 SPENDING AUTHORITY
ENACTED BY H.B. 2103
FIRST REGULAR SESSION, 39th LEGISLATURE**

	<u>GENERAL FUND</u>			<u>NON-GENERAL FUND</u>		
	<u>ORIGINAL APPROPRIATION^{1/}</u>	<u>REVISION</u>	<u>FINAL APPROPRIATION</u>	<u>ORIGINAL APPROPRIATION^{1/}</u>	<u>REVISION</u>	<u>FINAL APPROPRIATION</u>
Behavioral Health Examiners, Board of	\$ 0	\$ 0	\$ 0	\$ 0	\$ 0	\$ 0
Boxing Commission	37,400	0	37,400	8,800	0	8,800
Chiropractic Examiners Board	0	0	0	189,000	0	189,000
Cosmetology, Board of	0	0	0	539,600	0	539,600
Dental Examiners Board	0	0	0	406,900	0	406,900
Egg Inspection Board	0	0	0	190,000	0	190,000
Funeral Directors and Embalmers Board	0	0	0	141,400	0	141,400
Homeopathic Medical Examiners Board	0	0	0	9,000	0	9,000
Medical Examiners, Board of	0	0	0	1,788,200	62,600	1,850,800
Naturopathic Physician Examiners Board	0	0	0	29,600	0	29,600
Nursing Board	0	0	0	893,900	0	893,900
Nursing Care Institution Admin. Board	0	0	0	59,900	0	59,900
Opticians, Board of Dispensing	0	0	0	54,300	0	54,300
Optometry, Board of	0	0	0	98,000	0	98,000
Osteopathic Examiners Board	0	0	0	207,500	0	207,500
Pharmacy Board	0	0	0	591,400	0	591,400
Physical Therapy Examiners Board	0	0	0	65,900	0	65,900
Podiatry Examiners Board	0	0	0	41,400	0	41,400
Private Postsecondary Education, Board of	0	0	0	121,700	0	121,700
Psychologist Examiners Board	0	0	0	124,400	0	124,400
Structural Pest Control Commission	0	0	0	415,300	256,000	671,300
Technical Registration, Board of	0	0	0	696,400	0	696,400
Veterinary Medical Examining Board	0	0	0	135,100	3,200	138,300
SUBTOTAL - Ninety-Ten Agencies	\$ 37,400	\$ 0	\$ 37,400	\$ 7,553,900	\$ 321,800	\$ 7,875,700
TOTAL - INSPECTION AND REGULATION	\$ 38,663,900	\$ (653,800)	\$38,010,100	\$ 26,346,800	\$ 321,800	\$ 26,668,600
<u>EDUCATION</u>						
Arts, Commission on the	\$ 1,554,000	\$ (9,000)	\$ 1,545,000	\$ 0	\$ 0	\$ 0
Community Colleges	75,204,400	0	75,204,400	0	0	0
Deaf and the Blind, School for the	11,003,600	(145,400)	10,858,200	0	0	0
Education, Department of	1,157,678,700	0	1,157,678,700	0	0	0
Historical Society, Arizona	1,889,200	(37,000)	1,852,200	0	0	0
Historical Society, Prescott	469,800	11,600	481,400	0	0	0
Medical Student Loans Board	10,000	0	10,000	0	0	0
Universities/Board of Regents	5,361,500 ^{5/}	(73,100)	5,288,400	0	0	0

**REVISIONS TO FY 1989 SPENDING AUTHORITY
ENACTED BY H.B. 2103
FIRST REGULAR SESSION, 39th LEGISLATURE**

	<u>GENERAL FUND</u>			<u>NON-GENERAL FUND</u>		
	<u>ORIGINAL APPROPRIATION^{1/}</u>	<u>REVISION</u>	<u>FINAL APPROPRIATION</u>	<u>ORIGINAL APPROPRIATION^{1/}</u>	<u>REVISION</u>	<u>FINAL APPROPRIATION</u>
Arizona State University - Main	\$ 169,113,100	\$ (2,111,600)	\$ 167,001,500	\$ 47,885,100	\$ 0	\$ 47,885,100
Arizona State University - West	11,055,600	(137,900)	10,917,700	1,008,500	0	1,008,500
Northern Arizona University	61,500,000	(769,300)	60,730,700	13,369,300	0	13,369,300
University of Arizona - Main	188,452,200	(2,352,800)	186,099,400	46,851,200	0	46,851,200
University of Arizona - College of Medicine	41,575,500	(518,800)	41,056,700	1,974,300	0	1,974,300
SUBTOTAL - Universities/Board of Regents	\$ 477,057,900	\$ (5,963,500)	\$ 471,094,400	\$ 111,088,400	\$ 0	\$ 111,088,400
TOTAL - EDUCATION	\$1,724,867,60	\$ (6,143,300)	\$1,718,724,30	\$111,088,400	\$ 0	\$111,088,400
<u>PROTECTION AND SAFETY</u>						
390 Corrections, Department of	\$240,434,636	\$ 3,277,986	\$ 243,712,622	\$ 0	\$ 0	\$ 0
Criminal Justice Commission	0	0	0	8,300,200	0	8,300,200
Emergency and Military Affairs, Dept. of	4,246,400	(81,200)	4,165,200	0	0	0
Pardons and Paroles, Board of	1,483,100	0	1,483,100	0	0	0
Public Safety, Department of	81,341,000	(11,826,000)	69,515,000	1,822,000	10,875,000	12,697,000
TOTAL - PROTECTION AND SAFETY	\$327,505,136	\$ (8,629,214)	\$318,875,922	\$ 10,122,200	\$ 10,875,000	\$ 20,997,200
<u>TRANSPORTATION</u>						
Transportation, Department of	\$ 84,700	\$ (1,700)	\$ 83,000	\$166,904,200	\$ 0	\$166,904,200
<u>NATURAL RESOURCES</u>						
Environment, Commission on the	\$ 114,800	\$ (1,100)	\$ 113,700	\$ 0	\$ 0	\$ 0
Game and Fish Department	0	0	0	15,612,900	0	15,612,900
Geological Survey	531,700	(5,300)	526,400	0	0	0
Land Department	7,503,100	(74,200)	7,428,900	0	0	0
Mines and Mineral Resources, Department of	468,100	(4,700)	463,400	0	0	0
Oil and Gas Conservation Commission	189,600	(9,500)	180,100	0	0	0
State Parks Board	5,703,100	(95,000)	5,608,100	3,269,500	0	3,269,500
Water Resources, Department of	11,616,300	(231,500)	11,384,800	0	0	0
TOTAL - NATURAL RESOURCES	\$ 26,126,700	\$ (421,300)	\$ 25,705,400	\$ 18,882,400	\$ 0	\$ 18,882,400

**REVISIONS TO FY 1989 SPENDING AUTHORITY
ENACTED BY H.B. 2103
FIRST REGULAR SESSION, 39th LEGISLATURE**

	<u>GENERAL FUND</u>			<u>NON-GENERAL FUND</u>		
	<u>ORIGINAL APPROPRIATION^{1/}</u>	<u>REVISION</u>	<u>FINAL APPROPRIATION</u>	<u>ORIGINAL APPROPRIATION^{1/}</u>	<u>REVISION</u>	<u>FINAL APPROPRIATION</u>
INEQUITY SALARY ADJUSTMENTS	541,000	0	541,000	43,500	0	43,500
UNALLOCATED SALARY ADJUSTMENTS	96,900	0	96,900	153,800	0	153,800
UNALLOCATED PROVIDER ADJUSTMENTS	74,400	0	74,400	0	0	0
GRAND TOTAL	<u>\$2,889,379,865</u>	<u>\$ 34,691,986</u>	<u>\$2,924,071,851</u>	<u>\$352,795,000</u>	<u>\$ 11,196,800</u>	<u>\$363,991,800</u>

391

- 1 These amounts include funds appropriated in the General Appropriation Act (Laws 1988, Chapter 260) and FY 1989 operating funds appropriated in additional bills from the 1987 and 1988 Legislative Sessions.
- 2 Reflects a revised estimate of revenues from the original FY 1989 appropriation.
- 3 Prior to the enactment of H.B. 2103, the Joint Legislative Budget Committee reverted \$180,478, which would have otherwise carried-forward into FY 1990.
- 4 Includes a carry-forward of \$192,500 from Laws 1988, Chapter 215.
- 5 Includes \$3000 that was allocated to the Board of Regents for Inequity Salary Adjustments but later reverted to the General Fund.
- 6 The original Non-General Funds revenue estimate was \$12,600,000.
- 7 The original Non-General Funds revenue estimate was \$46,501,200.
- 8 Includes \$5,437,600 that was appropriated in Laws 1987, Chapter 307.

RECENT JOINT LEGISLATIVE BUDGET COMMITTEE STAFF REPORTS

Management and Fiscal Research Reports

- Follow-Up Report on Performance Audit Recommendation for the Arizona Real Estate Department, January 1983
- Day Care Study, March 1983
- Revolving Fund Estimates on Establishment and Operations of A Museum Store and Refreshment Parlor in the Arizona Capital Museum, May 1983
- Report on the Organization, Management and Program Results of Jobs For Arizona's Graduates, June 1983
- A Review of the Newborn Intensive Program of the Department of Health Services, July 1983
- A Review of the Division of Emergency Services of the Department of Emergency and Military Affairs, October 1983
- A Review of Selected Issues in the Arizona Correctional System, November 1983
- Jobs For Arizona Graduates Program Evaluations Update, February 1984
- A Review of Alternative Funding Methods Relative to the University of Arizona Hospital, February 1984
- An Overview of Automated Information System, June 1984
- Review of Arizona's Agriculture and Transportation Border Inspection Stations, October 1984
- Management and Organizational Analysis of the Department of Corrections, November 1984
- A Review of Funding Source Alternatives for County Fair Racing, November 1984
- A Comparison of Program Costs for AHCCCS and Five Other Medicaid States, November 1984
- Child Day Care Study, December 1984
- University System Local Fund Study, January 1985
- A Report to the Joint House-Senate Subcommittees of Appropriations on Corrections, February 1985
- An Overview of Automated Information System - Revised, March 1985

RECENT J.L.B.C. STAFF REPORTS (Continued)

- o Pardons and Paroles - Transferring Adult Parole Supervision: Three Organization Options, August 1985
- o University of Arizona - Study of Agriculture Endowment Fund Expenditure, September 1985
- o University of Arizona - Analysis of Cotton Farm Lease/Purchase, November 1985
- o State Hospital - Evaluation of Selected Questions, January 1986
- o Capital Outlay - Planning and Budgeting for Building Renewal and New Facilities, February 1986
- o 1986-1987 Federal Assistance to Arizona, March 31, 1986
- o Department of Emergency and Military Affairs: Staffing Levels of Selected Section, May 1986
- o Arizona Correctional Enterprises - An Evaluation of Selected Areas, October 1986
- o DPS Officer Pay - An Evaluation of Selected Areas and In-State & Out-of-State Comparisons, January 1987
- o Legislative Appropriation of Federal Funds: Analysis and Recommendation, February 1987
- o JLBC Staff FY 87 Proposed Reduction Detail (All Agencies)
- o Status of Lawsuits Involving the State of Arizona, May 1987
- o Arizona Correctional Enterprises - An Economic Analysis of Selected Enterprises, June 1987
- o A Review of Prepaid Tuition Plans for Higher Education, November 1987
- o Automated Fingerprint Identification Systems, February 1988
- o A Review of Higher Education Funding Formulas of Various States, June 1988

Annual Reports

- o Annual Budget, Analysis and Recommendations, January
- o Appropriations Report, June
- o Tax Handbook, October

Monthly Reports

- o Economic Review
- o Monthly Revenue Highlights