




ALFA AGA-2424T 24dBi Assembly instructions.

What comes in the box:






Step 1: Install the element onto the feed



Step 2: Attach 4 screws into Grid of the antenna, please note use shorter screws (longer screws are for middle location, do not install them yet). See how the antenna comes together.










Step 3: Insert the feed into the middle location and use Longer screws to secure it in to place.





Step 4: Attach the screws through the feed and the L bracket.



Antenna is now ready

