

Newton Order Check List:



NEWTON

Specify:

- 1. Model Number
- 2. Fabric Selection - vendor, pattern and color
- 3. Arm Selection
 - A. Black polyurethane arm caps - standard
 - B. Aluminum Arm with black polyurethane arm caps - add \$188 list
- 4. Control Selection
 - A. Swivel Tilt Mechanism - standard
 - B. Mid-Pivot Mechanism - add \$148 list
- 5. Base Selection
 - A. Aluminum Base - add \$116 list
 - B. Black Polyurethane - standard
 - standard with casters
 - optional glides - add \$17 list
 - C. Black Pneumatic Jury Base - add \$203 list

Example:

NW5100 | MOMENTUM | VOX | MYSTIC
 (model #) | (fabric vendor) | (pattern name) | (pattern color)

1. Model Number

2. Fabric Selection - Please supply the following:
 Fabric vendor/Pattern name/Pattern color

[For a complete list of JSI Standard and Graded-In Textiles click here](#)

When specifying contrasting upholstery, indicate clearly which upholstery is to be applied to the seat, back and arms. Use higher grade pricing.


- Indicate direction of fabric - Railroaded or Up the Roll
- Please provide illustration, if available

All COM orders must include the following:

- Vendor's name, pattern name and color
- Sample of the fabric attached to order
- Model numbers of items for fabric application
- Special application instructions (e.g., all stripes will be applied front to back unless specified otherwise)
- Customer and purchase order number

Ship prepaid COM material to:
 JSI
 Attn: COM Dept
 201 East Martin Street
 Receiving B, Dock 71
 Orleans, IN 47452

Application of fabric:
 Railroaded Up the Roll



All COM orders will ship at standard lead time from receipt of COM except for orders requiring special custom matched finishes.

3. Arm Selection

- A. Black Polyurethane Arm Caps - standard
- B. Aluminum Arms with Black Polyurethane Arm Caps - add \$188 list

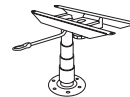
4. Control Selection

- A. Swivel Tilt Mechanism - standard
- B. Mid-Pivot Mechanism with tilt lock - add \$148 list



5. Base Selection

- A. Aluminum Base - add \$116 list
- B. Black Polyurethane - standard
 - standard with casters
 - optional glides - add \$17 list
- C. Black Pneumatic Jury Base - add \$203 list




Pneumatic lift- NOT self-centering - Standard


Newton


STANDARD SCALE




NEWTON


Description	Model	Specifications	List Price Per Grade
Standard Scale Management Mid Back	NW5100 · armless · black polyurethane base · overall height range is 36 ½ - 40 ¼ · seat height range is 16 ¾ - 20 ½	Dimensions	COM \$1,205
		Overall	A \$1,224
		Seat	B \$1,263
		Upholstery	COL/C \$1,329
		Shipping	D \$1,413
		COM Ydg	E \$1,499
		COL Sq Ft	F \$1,631
			G \$1,774
			H \$1,924
			I \$2,161
			J \$2,445
			L1 \$1,877
			L2 \$2,067


Standard Scale Management Mid Back	NW5110 · black polyurethane arms and base · overall height range is 36 ½ - 40 ¼ · seat height range is 16 ¾ - 20 ½ · arm height range is 25 ¼ - 29	Dimensions	COM \$1,360
		Overall	A \$1,380
		Seat	B \$1,418
		Arm	COL/C \$1,484
		Upholstery	D \$1,568
		Shipping	E \$1,655
		COM Ydg	F \$1,786
		COL Sq Ft	G \$1,927
			H \$2,080
			I \$2,317
			J \$2,600
			L1 \$2,033
			L2 \$2,223


Standard Scale Executive High Back	NW5120 · armless · black polyurethane base · overall height range is 44 ¾ - 48 ½ · seat height range is 16 ¾ - 20 ½	Dimensions	COM \$1,473
		Overall	A \$1,496
		Seat	B \$1,539
		Upholstery	COL/C \$1,615
		Shipping	D \$1,713
		COM Ydg	E \$1,810
		COL Sq Ft	F \$1,960
			G \$2,123
			H \$2,295
			I \$2,567
			J \$2,891
			L1 \$2,241
			L2 \$2,458

Standard Scale Executive High Back	NW5121 · black polyurethane arms and base · overall height range is 44 ¾ - 48 ½ · seat height range is 16 ¾ - 20 ½ · arm height range is 25 ¼ - 29	Dimensions	COM \$1,647
		Overall	A \$1,668
		Seat	B \$1,711
		Arm	COL/C \$1,788
		Upholstery	D \$1,885
		Shipping	E \$1,983
		COM Ydg	F \$2,134
		COL Sq Ft	G \$2,295
			H \$2,469
			I \$2,740
			J \$3,063
			L1 \$2,414
			L2 \$2,632

GRAND SCALE

Description	1 Model	Specifications				List Price Per Grade	
Grand Scale Management Mid Back 	NW5130 <ul style="list-style-type: none"> armless black polyurethane base overall height range is 37 1/2 - 41 1/4 seat height range is 16 3/4 - 20 1/2 	Dimensions	D	W	H	COM	\$1,252
		Overall	26 1/2	26 1/2	41 1/4	A	\$1,273
		Seat	19 1/4	21 1/4	20 1/2	B	\$1,310
		Upholstery	Shipping			COL/C	\$1,376
		COM Ydg	1 3/4	Ctn Wt	36	D	\$1,461
		COL Sq Ft	32	Cu Ft	17	E	\$1,547
						F	\$1,679
						G	\$1,822
						H	\$1,973
						I	\$2,209
						J	\$2,493
						L1	\$1,925
						L2	\$2,115

Description	1 Model	Specifications				List Price Per Grade	
Grand Scale Management Mid Back 	NW5140 <ul style="list-style-type: none"> black polyurethane arms and base overall height range is 37 1/2 - 41 1/4 seat height range is 16 3/4 - 20 1/2 arm height range is 25 1/4 - 29 	Dimensions	D	W	H	COM	\$1,411
		Overall	26 1/2	26 1/2	41 1/4	A	\$1,431
		Seat	19 1/4	21 1/4	20 1/2	B	\$1,469
		Arm			29	COL/C	\$1,535
		Upholstery	Shipping			D	\$1,621
		COM Ydg	1 3/4	Ctn Wt	40	E	\$1,707
		COL Sq Ft	32	Cu Ft	17	F	\$1,838
						G	\$1,981
						H	\$2,132
						I	\$2,368
						J	\$2,652
						L1	\$2,084
						L2	\$2,274

Description	1 Model	Specifications				List Price Per Grade	
Grand Scale Executive High Back 	NW5151 <ul style="list-style-type: none"> black polyurethane arms and base overall height range is 45 3/4 - 49 1/2 seat height range is 16 3/4 - 20 1/2 arm height range is 25 1/4 - 29 	Dimensions	D	W	H	COM	\$1,692
		Overall	26 1/2	26 1/2	49 1/2	A	\$1,716
		Seat	19 1/4	21 1/4	20 1/2	B	\$1,766
		Arm			29	COL/C	\$1,851
		Upholstery	Shipping			D	\$1,960
		COM Ydg	2 1/4	Ctn Wt	48	E	\$2,070
		COL Sq Ft	41	Cu Ft	19	F	\$2,240
						G	\$2,424
						H	\$2,617
						I	\$2,921
						J	\$3,287
						L1	\$2,556
						L2	\$2,800

To Order, Specify:

- 1 Model Number
- 2 Fabric Selection - vendor, pattern and color
Visit www.jsifurniture.com/finishes-and-materials/textiles for our textiles program. See selection of standard and graded in manufacturers and patterns.
- 3 Arm Selection
 - A. Black Polyurethane Arm Caps - standard
 - B. Aluminum Arm with Black Polyurethane Arm Caps - add \$188 list
- 4 Control Selection
 - A. Swivel Tilt Mechanism - standard
 - B. Mid-Pivot Mechanism - add \$148 list
- 5 Base Selection
 - A. Aluminum Base - add \$116 list
 - B. Black Polyurethane Base - standard
- standard with casters
- optional glides - add \$17 list
 - C. Black Pneumatic Jury Base - add \$203 list

Specifications

- Wood species - Solid Birch plywood.
- Mortise and tenon construction with corner blocks, glue and screws.
- Seat has 3 1/2" polyurethane foam with Dacron® wrap.
- Back has synthetic sheet webbing and 1" polyurethane foam.
- All models standard with swivel, tilt, pneumatic lift, tension adjustment and dual wheel casters.