

AN ORDINANCE 2007-12-13-1299

RATIFYING CHANGE ORDER NO. 14 TO REMEDY UTILITY CONFLICTS, NO. 15 INCREASING THE NUMBER OF DUCT BANKS, AND NO. 16 FOR PLUMBING CODE COMPLIANCE ISSUES, TO THE CONSTRUCTION CONTRACT WITH BARTLETT COCKE WALBRIDGE J.V., IN THE AGGREGATE AMOUNT OF \$470,627.71, FROM FUNDS AUTHORIZED IN THE CONSTRUCTION CONTINGENCY BUDGET, FOR THE CONSTRUCTION OF PROJECT 10 – VOLUME 7 – GARAGE FOUNDATIONS, STRUCTURE AND SYSTEMS AT SAN ANTONIO INTERNATIONAL AIRPORT.

* * * * *

WHEREAS, on October 12, 2006, by Ordinance No. 2006-10-12-1184, the City Council authorized execution of a contract with Bartlett Cocke/Walbridge, J.V., in an amount not to exceed \$46,440,500.00 for pre-construction and construction activities in connection with the New Parking Facility at San Antonio International Airport (“Original Agreement”); and

WHEREAS, on May 3, 2007, by Ordinance No. 2007-05-03-0490, the City Council authorized execution of Change Order Nos. 1 and 2; and

WHEREAS, on November 1, 2007, by Ordinance No. 2007-11-01-1140, the City Council authorized execution of Change Order No. 6; and

WHEREAS, a list of all previously authorized Change Orders in the net deductive amount of \$3,379,392.46 is attached as **Attachment I** “Change Order History”; and

WHEREAS, Change Order 14 increases compensation to the contractor for work performed as a result of utility conflicts which required modification to structural drawings for the location of drilled pier foundations and pier caps; and

WHEREAS, Change Order 15 increases compensation to the contractor for work performed due to increase in scope for additional duct banks as proposed by CPS Energy; and

WHEREAS, Change Order 16 increases compensation to the contractor for additional work performed as a result comments about structural issues, foundation issues, elevations and grading received during the City of San Antonio Development Services Department permit review; and

WHEREAS, it is now necessary to approve Change Order Nos. 14, 15 and 16, increase the contract sum, amend the project budget, and authorize payment; **NOW THEREFORE:**

BE IT ORDAINED BY THE CITY COUNCIL OF THE CITY OF SAN ANTONIO:

SECTION 1. The City Manager or her designee is authorized to execute Change Order Nos. 14, 15 and 16 to the construction contract with Bartlett Cocke/Walbridge for additional work at the at the San Antonio International Airport in a form substantially similar to the documents set out in **Attachment II**, increasing the contract sum by a total of \$470,627.71, for a revised contract value of \$43,531,735.25.

SECTION 2. The budget in Fund 51099000, Airport Capital Projects, Project Definition 33-00100, New Parking Facility, shall be revised by increasing WBS 33-00100-05-11-01 Bartlett Cocke Walbridge JV - Pkg #10.7, G/L Account 5201140 Construction Costs, by the amount of \$470,627.71.

SECTION 3. The budget in Fund 51099000, Airport Capital Projects, Project Definition 33-00100, New Parking Facility, shall be revised by decreasing WBS 33-00100-05-11-01 Bartlett Cocke Walbridge Contingency - Pkg. #10.7 G/L Account 5406530 Indirect Costs, by the amount of \$470,627.71.

SECTION 4. The financial allocations in this Ordinance are subject to approval by the Director of Finance, City of San Antonio. The Director of Finance may, subject to concurrence by the City Manager, or the City Manager's designee, correct allocation to specific SAP Fund Numbers, SAP Project Definitions, SAP WBS Elements, SAP Internal Orders, SAP Fund Centers, SAP Cost Centers, SAP Functional Areas, SAP Funds Reservation Document Numbers, and SAP GL Accounts as necessary to carry out the purpose of this Ordinance.

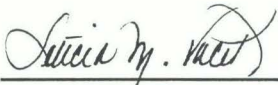
SECTION 5. This Ordinance shall take effect immediately upon passage by eight (8) affirmative votes; otherwise it shall be effective ten (10) days after its passage.


PASSED AND APPROVED this 13th day of December, 2007



M A Y O R

PHIL HARDBERGER

ATTEST: 
City Clerk

APPROVED AS TO FORM: 
for City Attorney

ATTACHMENT I - CHANGE ORDER HISTORY

AVIATION

Project: Project 10 - Volume 7 - Garage Foundations, Structure & Systems
Vendor: Bartlette Cocke/Walbridge, A Joint Venture

Change Order No.	Amount	Description
1	(\$3,886,024.00)	Deductive due to the success of the redesign of the garage footprint
2	\$100,000.00	Funding for electronic message boards
3	\$18,616.41	Information booth, temporary slab and pedestrian sidewalk at Long Term Parking Garage
4	\$1,770.91	Provide geotextile and washed stone under the new security fence around the Federal Aviation Administration's Compound
5	\$18,137.89	Unforeseen conditions encountered during the installation of underground utilities requiring additional man hours and equipment
6	\$35,464.63	Unforeseen site conditions encountered during the installation of a storm water outfall
7	\$4,001.64	Change flowable backfill to standard granular backfill as defined by San Antonio Water Systems (SAWS)
8 (1)	\$160,913.67	Modification to plumbing for code compliance
9	\$16,730.28	CPS manhole #2 moved to allow additional radius for duck bank run between manhole #2 and #3
10	\$11,353.23	Modification to storm drain manhole due to loss of drainage
11 (1)	\$52,818.58	Installation of additional conduits providing proper cabling to the FAA Facility
12 (1)	\$56,384.96	Increase elevations to allow for proper drainage and adjustment for required clearances
13 (1)	\$30,439.34	Modifications to the foundation of the Vehicular Bridge and Stair B
TOTAL CHANGE ORDERS APPROVED/ PENDING	(\$3,379,392.46)	

* Change Orders under \$25,000 and included in the project budget do not require Council approval.

(1) Pending Council Consideration, Scheduled for December 13, 2008

Exhibit "A"

Project 10, Volume 7 - Garage Foundations, Structure, and Systems Summary of Changes between 100% Set Dated December 21, 2006 and Permit Set Dated January 12, 2007

Sheet Number	Description of Changes
C301	Changed grading around south Garage exit. Added Flow arrows.
C302	Changed grading around south Garage exit.
C305	Added Sidewalk demolition callout.
C308	Added Sidewalk elevations and detail references.
C508	Raised invert of Inlet on Line SD-B1 from 793.17 to 793.67
C520	Added CPS Gas Relocation plans to set.
C521	Added CPS Gas Relocation plans to set.
C538	Added Detail "C", View "D-D", and Section "E-E"
A101	Walk between new and existing garage has been expanded to simplify paving and drainage. Room 004 added Elec. Building modified - See A4/604 Sidewalk at Elevator modified.
A102-A105	Notes added to modify topping at existing garage to ease transition to new garage.
A110-A111	Drainage will be superseded by MANCO shop drawings dated February 2007
A112	Redundant drains were added as required by building code.
A121-A125	Signing and striping modified to accommodate ADA recommendations, see Revision No.1 drawings dated February 19, 2007.
A201	Artwork framing removed. Support for Artwork will be part of the Art installation.
A603	Consider detail A8 tentative, final plans will be determined by the artist. Civil drawings will supersede this detail.
A604	Additional information provided for the electrical building. Rooms 003 and 004 identified.
A703	Expansion joint type updated.
S100	Revise note 6A to include Arias and Associates geotechnical supplemental letter #1, dated January 17, 2007, as part of the construction documents.
S200	Revise various top of drilled shaft elevations to conform with Architectural sheet A110.
S210	Revise various details for the Arias and Associates geotechnical supplemental letter #1 dated January 17, 2007.
S310	Revise first floor plan to remove ground spandrels between gridlines 13 and 22 along gridline D.
P100.1	Revised Floor Drains
P100.2	Revised Floor Drains
P100.3	Revised Floor Drains
P101.1	Revised Floor Drains and added Floor Drains on the Walkway
P101.2	Revised Floor Drains and added Floor Drains on the Walkway
P101.3	Revised Floor Drains

Exhibit "A"

Project 10, Volume 7 - Garage Foundations, Structure, and Systems Summary of Changes between 100% Set Dated December 21, 2006 and Permit Set Dated January 12, 2007

Sheet Number	Description of Changes
P102.1	Revised Floor Drains
P102.2	Deleted One Floor Drain
P102.3	Deleted Two Floor Drains
P105.1	Revised Floor Drains
P105.2	Revised Floor Drains
P105.3	Revised Floor Drains
F100	Added New Connection to the Existing Fire Line
E100.3	Added Rack Details
E104.5	Added Electrical Building
E105	Revised Electrical Room Layout
E500	Added Panel ESWH and Miscellaneous changes

Summary of Changes International Airport Parking Facility

Project #10, Package #7

Document Changes for Revision #1 dated February 19, 2007.

Sheet Number	Description of Changes
G001	Updated Sheet Index
G002	Updated Sheet Index
A101-A104	ADA routing clarified and ground spandrels removed for east of ADA routing
A121-A124	Signing and striping modified to accommodate ADA recommendations, see Revision No.1 drawings dated February 19, 2007.
A602	Driveway Section added
A700	Steel pipeguard labeling modified to clarify maximum and minimum pipe size
A702	Steel pipeguard labeling modified to clarify maximum and minimum pipe size
S100	Foundation note clarified.
S200	Top of caisson modified at clouded locations
S210	Foundation details modified to reflect updated soils report
S310	Ground spandrels removed for ADA routing to match A100's
P001	Added floor drain (FD-2)
P004.1	Revised Riser Diagrams
P100.1	Revised Floor Drains
P100.2	Revised Floor Drains
P100.3	Revised Floor Drains
P101.1	Revised Floor Drains and Added Floor Drains on the walkway.
P101.2	Revised Floor Drains and Added Floor Drains on the walkway.
P101.3	Revised Floor Drains
P102.1	Revised Floor Drains
P102.2	Deleted One Floor Drain
P102.3	Deleted One Floor Drain
P105.1	Revised Floor Drains
P105.2	Revised Floor Drains
P105.3	Revised Floor Drains
E001	Revised Electrical Legend
E001.2	Revised Electrical Building and deleted manhole No. 9
E001.3	Revised Electrical manhole labels
E001.4	Revised Electrical Building and manhole label
E300.1	Revised Electrical manhole detail and deleted slab detail
E600.1	Revised profile and manhole labels
E600.2	Revised profile and manhole labels
E600.3	Revised profile, deleted manhold no. 9, and revised manhole labels
U	
CDD.100	Sheet added.
U	
CDD.101	Sheet added.
U CSD.103	Sheet added.
U CSD.104	Sheet added.
U CSD.105	Sheet added.

Summary of Changes International Airport Parking Facility

Project #10, Package #7

Document Changes for Revision #2 dated March 16, 2007.

Sheet Number	Description of Changes
G005	Fire hydrants located to match Utility drawings, Daystar Art location modified. Unexcavated area under the stair labeled for clarity of egress paths.
A003	Updated to reflect changes to G005.
A101	Updated to reflect changes to G005. Ground spandrels removed from north elevation to allow for ease of ADA route.
A105	Light poles relocated to match Electrical drawings.
A110	Drainage plan updated to reflect changes to A101.
A201	Ground spandrel removed to allow for ease of ADA route.
A202	Labeling added for clarity at electrical room precast panel wall.
A505	Column shown at 24.6 to match structural. Clear width of stair modified to meet building code requirements.
A601	Labeling added for clarity at electrical room precast panel wall. Same as A202.
A603	Daystar Art plan removed for clarity. It is now shown on the C600 drawings.
A604	Door numbers added to Switchgear housing so that panic hardware can be identified on the hardware schedule.
A900	Panic hardware added to hardware schedule for doors 005A and 005B. Room schedule updated to reflect additional room designation.
C110:	New sheet – Coordinate Control Plan
C501:	Revised FAA Comm layout to show connection to existing stub-outs (Re: RFI #26) Changed size of duct bank to match existing stub-outs (Re: RFI #26) Added callout for joint restraints as requested by SAWS
C502:	Changed alignment of water line "W-A" Changed various callouts as requested by SAWS
C504:	Revised incorrect coordinate callout for manhole
C505:	Changed size of duct bank to match existing stub-outs (Re: RFI #26) Added callout for joint restraints as requested by SAWS
C506:	Revised incorrect coordinate callout for manhole Added callout for joint restraints as requested by SAWS
C507:	Increased steel encasement from 16" to 20" as requested by SAWS Re-aligned tie-in to existing 8" water line as requested by SAWS Add chlorination and tie-in callouts as requested by SAWS
C508:	Changed inlet size on SD-B1 from 15' to 10' to match plan view callout.
C511:	Changed profile to reflect changes made to sheet C502
C531:	Added note for placement of key box on fire access gates.
S200	Remove ground spandrel drilled shafts along grid line 25 between grid lines A.1 and B, and between grid lines C and C.7.
S230	Revised sections F28 and F25.
S240	Removed section F31.
S310	Remove ground spandrels along grid line 25 between grid lines A.1 and B, and between grid lines C and C.7.
S350	Revised location of light poles to match electrical plans.
S400	Revised section 6 to reflect new reveal location (to match existing garage). Revised section 3 to add tool joint.

Summary of Changes International Airport Parking Facility

S410	Revised sections 18, 21, and 26 to add tool joint.
S420	Revised sections 33 and 36 to add tool joint.
S430	Revised sections 43 and 55 to add tool joint.
S440	Revised section 69 to add tool joint.
S450	Revised section 82 to add tool joint.
S460	Revised section 88 to add tool joint.
S500	Revised 1/S500
S600	Revised North Elevation for removal of ground spandrels and revised West Elevation to include in-fill panel.
S800	General Revision
S810	General Revision
S820	General Revision
S830	General Revision
E104.5	Revised Switch Board layout and lighting layout.



**CITY OF SAN ANTONIO
PUBLIC WORKS DEPARTMENT
FIELD ALTERATION REQUEST**

Form PW-15-AVIATION
Rev. 3/2006
(Submit 6 Originals)

Date Prepared: November 16, 2007 Field Alteration: 14 Project No. 33-00100

Project Name: Project 10 - Volume 7 - Garage Foundations, Structure and Systems
(Project Name as shown on the Work Project Authorization)

The revision or amendment described below is to the work originally or previously specified is hereby requested, including all changes in costs. (Describe work to be added or deleted, including SAP Material number. Attach a revised plan sheet affected or drawings.)
1) Field Work Directive #023 was issued to the contractor on May 14, 2007. This work directive was to issue new Structural Drawings: S100, S200, S230, S240, S250, S450, S460 & S800, all dated 5/10/07. This directive covered a total of 8 sheets. The drawings were revised by the designer (HNTB) in response to Requests for Information #47A, #56, #57, #60, #61 & #62 received from the contractor. General revisions were also made to the drawings for clarification.

These modifications increased the material, labor and equipment for additions and modifications to the drilled pier foundations and pier caps. There were credits given for deleted drilled pier foundations. Also included, was additional concrete saw cutting, demolition and removal for modifications to the grade beam and slab on grade at the Quadrant 4 interface with the existing garage. Modifications in this area also included additional concrete.

Justification for Proposed Alteration (Describe in detail why this work is to be added or deleted. Use attachments if necessary):
1. Sheet S100 was revised to change the Stair B minimum working loads reaction capacity.
2. Sheets S200 & S240 were revised to show a revised section cut for the Quadrant 4 connection to the existing garage along grid line 11.4. (RFI #047A)
3. Sheets S200 & S240 were also revised to show the modification of the foundation at grid point A-20. The foundation was modified to straddle existing utilities. (RFI #056)
4. Sheets S200 & S800 were revised to delete drilled pier foundation #19. This pier was in conflict with an existing communications duct bank under the electrical room next to Stair B. (RFI #057)
5. Sheets S200 & S460 were revised to show modifications to the shear wall foundations on lines B21 to B22 and C21 to C22. The foundations were modified due to a conflict with an existing secondary electrical duct bank. (RFI #061).
6. Sheet S200 was revised and new Sheet S250 was issued to show the addition of a drilled pier foundation and the modification of the shear wall foundation at grid point B-20. These additions and modifications were made due to a conflict with an existing communications duct bank. (RFI #062)
7. Sheet S230 was revised to clarify the reinforcing details in Section F27.
8. Sheet S450 was revised to correct spelling on Sections 75 & 84.
9. Sheet S800 was also revised to modify the structural steel framing to a more readily available twelve inch steel channel.
The modifications above were necessary to avoid delaying the progress of the project. Waiting to clear the utility conflicts could have delayed the project for weeks or months. These modifications allowed the contractor to keep on schedule for the partial completion of the New Parking Facility by December 17, 2007.

Field Alteration will result in change to Contract Cost as:	<input checked="" type="checkbox"/> Increase	<input type="checkbox"/> Decrease	\$	<u>54,392.59</u>
Field Alteration will result in change to Contract Days as:	<input type="checkbox"/> Increase	<input type="checkbox"/> Decrease	# Days	<u>0</u>
(To be negotiated by the Contractor and the City.)	<input type="checkbox"/> Working Days	<input type="checkbox"/> Calendar Days		<u>0</u>

REQUESTED BY:
Program Management Team _____ Date _____
City, Consulting Engineer/ Architect, Other (Please Specify) _____ Date _____
Contractor: Bartlett Cocke/Walbridge Date: 11/16/07
Project Manager: _____

RECOMMENDED BY:
HNTB Corporation: Wade Beuter Date: 11/21/07
(Design only - no cost review)
Construction Manager: [Signature] Date: 11/26/07
Program Management Team
Area Manager: [Signature] Date: 11/20/07
Program Management Team

APPROVED BY:
Interim Planning & Engineering Manager _____ Date _____
Director of Public Works (If over \$25,000) _____ Date _____

FOR CITY USE ONLY

Ordinance Required: <input type="checkbox"/> Yes <input type="checkbox"/> No	<input type="checkbox"/> FA \$25,000 (+ or -)	Additional Funds Required: _____
WBS Element: <u>33-00100-05-11-01</u>		WBS Element: <u>33-00100-05-11-02</u>
Original Contract Amount: <u>\$46,440,500.00</u>		Construction Contingency: <u>\$8,297,024.00</u>
Previous Approved FAs: _____		Previous Approved FAs: _____
This Field Alteration: _____		This Field Alteration: _____
Total: _____		Total Field Alterations: _____
		Balance: _____
Vendor #: <u>1014139</u> Ordinance #: <u>2006-10-12-1184</u>		Ordinance #: _____
Purchase Requisition #: _____ Contract #: <u>4600005049</u>		Purchase Order #: <u>4500092805</u>

NOTE: This form is a local government record and shall be retained in accordance with the provisions of the Local Government Code, Section 201. Provide six (6) originals with supporting documents.

**CITY OF SAN ANTONIO
SAN ANTONIO INTERNATIONAL AIRPORT
Project 10 - Volume 7 - Garage Foundations,
Structure and Systems
FIELD ALTERATION NO: 14**

SUMMARY OF COSTS

1) Field Work Directive #023 was issued to the contractor on May 14, 2007. This work directive was to issue new Structural Drawings: S100, S200, S230, S240, S250, S450, S460 & S800, all dated 5/10/07. This directive covered a total of 8 sheets. The drawings were revised by the designer (HNTB) in response to Requests for Information #47A, #56, #57, #60, #61 & #62 received from the contractor. General revisions were also made to the drawings for clarification.

These modifications increased the material, labor and equipment for additions and modifications to the drilled pier foundations and pier caps. There were credits given for deleted drilled pier foundations. Also included, was additional concrete saw cutting, demolition and removal for modifications to the grade beam and slab on grade at the Quadrant 4 interface with the existing garage. Modifications in this area also included additional concrete.

Description:

		Matl./Equip	Labor	Sub/Supplier	Totals
G.C. SELF PERFORMED					
Bartlett Cocke/Walbridge				\$0.00	\$0.00
SUBCONTRACTOR/VENDOR					
D.W. Coring	Saw cut and remove - 8" x 16" x124' lug, 5'x124' SOG. Demo and haul off of modified slab at F.1-G.8/11.4			\$11,200.00	\$11,200.00
W.P.M Southern, LLC.	Added excavation at modified pier layout. Base and compaction at revised SOG in Q4.		Revised Price	\$3,753.13	\$3,753.13
A.H. Beck Foundation	Modified pier layout - Deleted Type C & G piers, Added Type E and C piers		Revised Price	\$9,902.00	\$9,902.00
CCK Construction Services	Modification to pier layout. Added stell at pier caps, Tie in and place concrete at SOG Q 4		Revised Price	\$24,472.94	\$24,472.94
Subtotals		\$0.00	\$0.00	\$49,328.07	\$49,328.07
Self Performed	15%	\$0.00	\$0.00		
Subs	5%			\$2,466.40	\$2,466.40
Subtotals		\$0.00	\$0.00	\$51,794.47	\$51,794.47
Payroll Burden "L"	39%		\$0.00		
General Conditions	5%				\$2,589.72
Builder's Risk	0.002%				\$1.04
General Liability	0.006%				\$3.11
Bond	0.0082%				\$4.25
Grand Total:					\$54,392.59



**CITY OF SAN ANTONIO
PUBLIC WORKS DEPARTMENT
FIELD ALTERATION REQUEST**

Form PW-15-AVIATION
Rev. 3/2006
(Submit 6 Originals)

Date Prepared: November 16, 2007 Field Alteration: 15 Project No. 33-00100

Project Name: Project 10 - Volume 7 - Garage Foundations, Structure and Systems
(Project Name as shown on the Work Project Authorization)

The revision or amendment described below is to the work originally or previously specified is hereby requested, including all changes in costs. (Describe work to be added or deleted, including SAP Material number. Attach a revised plan sheet affected or drawings.)

1) Field Work Directives #021 was issued to the contractor on May 10, 2007. This directive instructed the contractor to stop installation of the primary electrical duct bank associated with this project.

Field Work Directive #022 was issued later on May 10, 2007. This work directive revised the stop work order to cover only the work between New CPS Manhole #4 and New CPS Manhole #5 and New CPS Manhole #8. Both of these work directives were issued because CPS Energy was making revisions to the number of ducts required for this project. This action was discussed with Basileo Rocha of CPS Energy on that date.

Field Work Directive #24 was subsequently issued to the contractor on May 17, 2007 instructing the contractor to proceed with a revised scope of work. This revised scope included increasing the number of ducts in the duct bank run between New CPS Manhole #4 and New CPS Manhole #5 from 15 ducts to 18 ducts. Also included, was increasing the ducts between New CPS Manhole #5 and New CPS Manhole #8 from 12 ducts to 18 ducts.

Justification for Proposed Alteration (Describe in detail why this work is to be added or deleted. Use attachments if necessary):

1) This change was due to revisions to the Airport Primary Electrical Distribution System proposed by CPS Energy and agreed to by Airport Staff in a meeting on May 17, 2007. Also included in these revisions was additional switchgear that will be installed at no cost to the Airport. These changes will increase the reliability of the electrical distribution system in the future and allow for quicker switching should a power loss be experienced.

Field Alteration will result in change to Contract Cost as:	<input checked="" type="checkbox"/> Increase	<input type="checkbox"/> Decrease	\$ <u>26,589.39</u>
Field Alteration will result in change to Contract Days as:	<input type="checkbox"/> Increase	<input type="checkbox"/> Decrease	# Days <u>0</u>
(To be negotiated by the Contractor and the City.)	<input type="checkbox"/> Working Days	<input type="checkbox"/> Calendar Days	<u>0</u>

REQUESTED BY:

Program Management Team
City, Consulting Engineer/ Architect, Other (Please Specify) Date

Contractor
Project Manager
Bartlett Cocke/Walbridge Date

RECOMMENDED BY:

Wade Bent 11/21/07
HNTB Corporation (design only - no cost review) Date

W. Young 11/20/07
Construction Manager
Program Management Team Date

S. P. [Signature] 11/20/2007
Area Manager
Program Management Team Date

APPROVED BY:

Interim Planning & Engineering Manager Date

Director of Public Works (If over \$25,000) Date

FOR CITY USE ONLY

Ordinance Required: <input type="checkbox"/> Yes <input type="checkbox"/> No	<input type="checkbox"/> FA \$25,000 (+ or -)	Additional Funds Required: _____
WBS Element: <u>33-00100-05-11-01</u>		WBS Element: <u>33-00100-05-11-02</u>
Original Contract Amount: <u>\$46,440,500.00</u>		Construction Contingency: <u>\$8,297,024.00</u>
Previous Approved FAs: _____		Previous Approved FAs: _____
This Field Alteration: _____		This Field Alteration: _____
Total: _____		Total Field Alterations: _____
		Balance: _____
Vendor #: <u>1014139</u> Ordinance #: <u>2006-10-12-1184</u>		Ordinance #: _____
Purchase Requisition #: _____ Contract #: <u>4600005049</u>		Purchase Order #: <u>4500092805</u>

NOTE: This form is a local government record and shall be retained in accordance with the provisions of the Local Government Code, Section 201. Provide six (6) originals with supporting documents.

**CITY OF SAN ANTONIO
SAN ANTONIO INTERNATIONAL AIRPORT
Project 10 - Volume 7 - Garage Foundations,
Structure and Systems
FIELD ALTERATION NO: 15**

SUMMARY OF COSTS

1)Field Work Directives #021 was issued to the contractor on May 10, 2007. This directive instructed the contractor to stop installation of the primary electrical duct bank associated with this project.

Field Work Directive #022 was issued later on May 10, 2007. This work directive revised the stop work order to cover only the work between New CPS Manhole #4 and New CPS Manhole #5 and New CPS Manhole #8. Both of these work directives were issued because CPS Energy was making revisions to the number of ducts required for this project. This action was discussed with Basileo Rocha of CPS Energy on that date.

Field Work Directive #24 was subsequently issued to the contractor on May 17, 2007 instructing the contractor to proceed with a revised scope of work. This revised scope included increasing the number of ducts in the duct bank run between New CPS Manhole #4 and New CPS Manhole #5 from 15 ducts to 18 ducts. Also included, was increasing the ducts between New CPS Manhole #5 and New CPS Manhole #8 from 12 ducts to 18 ducts.

Description:

		Mat./Equip	Labor	Sub/Supplier	Totals
G.C. SELF PERFORMED					
Bartlett Cocke/Walbridge				\$0.00	\$0.00
SUBCONTRACTOR/VENDOR					
D.W. Coring				\$24,113.64	\$24,113.64
<hr/>					
Subtotals		\$0.00	\$0.00	\$24,113.64	\$24,113.64
<hr/>					
Self Performed	15%	\$0.00	\$0.00		
Subs	5%			\$1,205.68	\$1,205.68
<hr/>					
Subtotals		\$0.00	\$0.00	\$25,319.32	\$25,319.32
<hr/>					
Payroll Burden "L"	39%		\$0.00		
General Conditions	5%				\$1,265.97
Builder's Risk	0.002%				\$0.51
General Liability	0.006%				\$1.52
Bond	0.0082%				\$2.08
Grand Total:					\$26,589.39



**CITY OF SAN ANTONIO
PUBLIC WORKS DEPARTMENT
FIELD ALTERATION REQUEST**

Form PW-15-AVIATION
Rev. 3/2006
(Submit 6 Originals)

Date Prepared: November 20, 2007 Field Alteration: 16 Project No. 33-00100

Project Name: Project 10 - Volume 7 - Garage Foundations, Structure and Systems
(Project Name as shown on the Work Project Authorization)

The revision or amendment described below is to the work originally or previously specified is hereby requested, including all changes in costs. (Describe work to be added or deleted, including SAP Material number. Attach a revised plan sheet affected or drawings.)
Field Work Directive #014 was issued to the contractor on April 27, 2007. This work directive was to issue a new conformed set of Construction Documents to the contractor. This conformed set of CD's included drawings modified by the Permit Set (January 12, 2007), Revisions Set #1 (February 19, 2007) and Revision Set #2 (March 16, 2007). Revisions to Several drawings were made for code compliance and/or correction. General revisions were also made to the drawings for clarification. These revisions made numerous changes to the drawings. These changes modified, added and deleted work contained in the 100% Construction Documents upon which the contractor based their original proposed price.

Justification for Proposed Alteration (Describe in detail why this work is to be added or deleted. Use attachments if necessary.):


The 100% Construction Documents, dated December 21, 2006, were prepared by HNTB and the contractor prepared their final cost proposal for work based on those documents. Changes were made to the documents by HNTB and a Permit Set, dated January 12, 2007, was submitted to the City of San Antonio for review for issuance of a building permit for this project. These changes are detailed in an exhibit attached to a letter from HNTB (Wade Benton, P.E.) to Carter & Burgess (Frank Burg), dated March 1, 2007 (attached). Based on comments received from the City of San Antonio Development Services Department's Plan Review, revisions to the drawings were made and issued in Revisions #1 on February 19, 2007. A list of these changes is attached. Based on additional comments received from the City of San Antonio Development Services Department's Plan Review, further revisions to the drawings were made and issued in Revision #2 on March 16, 2007. A list of these changes is attached. Due to the large number of revisions, it was requested that a conformed set of drawings be produced for issuance to the contractor. This conformed set was issued with Field Work Directive #014 on April 27, 2007.

Issuance of this set was made to ensure that the contractor had all the current drawings to include the above revisions. The contractor submitted their original proposal before the building permit review in order to "fast track" the progress of the project. Construction began on February 8, 2007. Completion of the first half of the garage is scheduled for December 17, 2007 with final completion of the remainder of the project scheduled to occur on November 28, 2008. These dates would have been significantly later if the contractor had waited for final drawings and building permit to submit a proposal for the work.


Field Alteration will result in change to Contract Cost as:	<input checked="" type="checkbox"/> Increase	<input type="checkbox"/> Decrease	\$	<u>389,645.73</u>
Field Alteration will result in change to Contract Days as:	<input type="checkbox"/> Increase	<input type="checkbox"/> Decrease	# Days	<u>0</u>
(To be negotiated by the Contractor and the City.)	<input type="checkbox"/> Working Days	<input type="checkbox"/> Calendar Days		<u>0</u>


REQUESTED BY:


Program Management Team
City, Consulting Engineer/ Architect, Other (Please Specify) _____ Date _____


Contractor _____ Date 11/20/07
Project Manager
Barbett Cocke/Walbridge

RECOMMENDED BY:

 11/21/07
HNTB Corporation (Design only - no cost review) _____ Date _____


Construction Manager _____ Date 11/26/07
Program Management Team


Area Manager _____ Date 11/26/07
Program Management Team

APPROVED BY:

Interim Planning & Engineering Manager _____ Date _____

Director of Public Works (If over \$25,000) _____ Date _____

FOR CITY USE ONLY

Ordinance Required: <input type="checkbox"/> Yes <input type="checkbox"/> No	<input type="checkbox"/> FA \$25,000 (+ or -)	Additional Funds Required: _____
WBS Element: <u>33-00100-05-11-01</u>		WBS Element: <u>33-00100-05-11-02</u>
Original Contract Amount: <u>\$46,440,500.00</u>		Construction Contingency: <u>\$8,297,024.00</u>
Previous Approved FAs: _____		Previous Approved FAs: _____
This Field Alteration: _____		This Field Alteration: _____
Total: _____		Total Field Alterations: _____
		Balance: _____
Vendor #: <u>1014139</u>	Ordinance #: <u>2006-10-12-1184</u>	Ordinance #: _____
Purchase Requisition #: _____	Contract #: <u>4600005049</u>	Purchase Order #: <u>4500092805</u>

NOTE: This form is a local government record and shall be retained in accordance with the provisions of the Local Government Code, Section 201. Provide six (6) originals with supporting documents.

**CITY OF SAN ANTONIO
SAN ANTONIO INTERNATIONAL AIRPORT
Project 10 - Volume 7 - Garage Foundations,
Structure and Systems
FIELD ALTERATION NO: 16**

SUMMARY OF COSTS

Field Work Directive #014 was issued to the contractor on April 27, 2007. This work directive was to issue a new conformed set of Construction Documents to the contractor. This conformed set of CD's included drawings modified by the Permit Set (January 12, 2007), Revisions Set #1 (February 19, 2007) and Revision Set #2 (March 16, 2007). Revisions to Several drawings were made for code compliance and/or correction. General revisions were also made to the drawings for clarification. These revisions made numerous changes to the drawings. These changes modified, added and deleted work

Description: contained in the 100% Construction Documents upon which the contractor based their original proposed price.

		Matl./Equip	Labor	Sub/Supplier	Totals
G.C. SELF PERFORMED					
Bartlett Cocke/Walbridge		\$845.00	\$891.00		\$1,736.00
SUBCONTRACTOR/VENDOR					
Big State Electric/SEACO	2- Utilities			\$45,157.41	\$45,157.41
D.W. Coring	2- Demo			\$48,000.00	\$48,000.00
J.D. Ramming Paving Co.	2- Asphalt			\$2,964.00	\$2,964.00
WPM Southern - Ramos	2- Utilities			\$12,663.24	\$12,663.24
The Anchor Group	2- Fencing			(\$1,135.00)	(\$1,135.00)
W.P.M Southern, LLC	2- Sitework			\$108,857.22	\$108,857.22
A.H. Beck Foundation	3- Piers			(\$9,975.00)	(\$9,975.00)
CCK Const. Services (Colasanti)	3- Concrete			\$59,839.80	\$59,839.80
Manco Structures, LTD.	3- Pre-Cast			(\$32,190.00)	(\$32,190.00)
Wilborn Steel Co., Ltd.	5- Misc. Metal Fab			\$12,030.00	\$12,030.00
BRIX Corporation	7- E.J. Sealants, WP			\$89,854.80	\$89,854.80
Architect Division	8- Drs. HM Frame, Hdw			\$2,404.00	\$2,404.00
Mueller & Wilson, Inc.	15- Storm Drain			\$17,658.25	\$17,658.25
Universal Sprinkler Corporation	15- Fire Protection			(\$27,500.00)	(\$27,500.00)
Big State Electric	16- Electrical			\$22,520.45	\$22,520.45
Subtotals		\$845.00	\$891.00	\$351,149.17	\$352,885.17
Self Performed	15%	\$126.75	\$133.65		\$260.40
Subs	5%			\$17,557.46	\$17,557.46
Subtotals		\$971.75	\$1,024.65	\$368,706.63	\$370,703.03
Payroll Burden "L"	39%		\$347.49		\$347.49
General Conditions	5%				\$18,535.15
Builder's Risk	0.002%				\$7.41
General Liability	0.006%				\$22.24
Bond	0.0082%				\$30.40
Grand Total:					\$389,645.73



**CITY OF SAN ANTONIO
PUBLIC WORKS DEPARTMENT
FIELD ALTERATION REQUEST**

Form PW-15-AVIATION
Rev. 3/2006
(Submit 6 Originals)

Date Prepared: November 20, 2007 Field Alteration: 16 Project No. 33-00100

Project Name: Project 10 - Volume 7 - Garage Foundations, Structure and Systems
(Project Name as shown on the Work Project Authorization)

The revision or amendment described below is to the work originally or previously specified is hereby requested, including all changes in costs. (Describe work to be added or deleted, including SAP Material number. Attach a revised plan sheet affected or drawings.)
Field Work Directive #014 was issued to the contractor on April 27, 2007. This work directive was to issue a new conformed set of Construction Documents to the contractor. This conformed set of CD's included drawings modified by the Permit Set (January 12, 2007), Revisions Set #1 (February 19, 2007) and Revision Set #2 (March 16, 2007). Revisions to Several drawings were made for code compliance and/or correction. General revisions were also made to the drawings for clarification. These revisions made numerous changes to the drawings. These changes modified, added and deleted work contained in the 100% Construction Documents upon which the contractor based their original proposed price.


Justification for Proposed Alteration (Describe in detail why this work is to be added or deleted. Use attachments if necessary):
The 100% Construction Documents, dated December 21, 2006, were prepared by HNTB and the contractor prepared their final cost proposal for work based on those documents. Changes were made to the documents by HNTB and a Permit Set, dated January 12, 2007, was submitted to the City of San Antonio for review for issuance of a building permit for this project. These changes are detailed in an exhibit attached to a letter from HNTB (Wade Benton, P.E.) to Carter & Burgess (Frank Burg), dated March 1, 2007 (attached). Based on comments received from the City of San Antonio Development Services Department's Plan Review, revisions to the drawings were made and issued in Revisions #1 on February 19, 2007. A list of these changes is attached. Based on additional comments received from the City of San Antonio Development Services Department's Plan Review, further revisions to the drawings were made and issued in Revision #2 on March 16, 2007. A list of these changes is attached. Due to the large number of revisions, it was requested that a conformed set of drawings be produced for issuance to the contractor. This conformed set was issued with Field Work Directive #014 on April 27, 2007.

Issuance of this set was made to ensure that the contractor had all the current drawings to include the above revisions. The contractor submitted their original proposal before the building permit review in order to "fast track" the progress of the project. Construction began on February 8, 2007. Completion of the first half of the garage is scheduled for December 17, 2007 with final completion of the remainder of the project scheduled to occur on November 28, 2008. These dates would have been significantly later if the contractor had waited for final drawings and building permit to submit a proposal for the work.


Field Alteration will result in change to Contract Cost as:	<input checked="" type="checkbox"/> Increase	<input type="checkbox"/> Decrease	\$	<u>389,645.73</u>
Field Alteration will result in change to Contract Days as:	<input type="checkbox"/> Increase	<input type="checkbox"/> Decrease	# Days	<u>0</u>
(To be negotiated by the Contractor and the City.)	<input type="checkbox"/> Working Days	<input type="checkbox"/> Calendar Days		<u>0</u>


REQUESTED BY:


Program Management Team
City, Consulting Engineer/ Architect, Other (Please Specify) _____ Date _____


Contractor
Project Manager
Bartlett Cocke/Walbridge
Date 11/20/07

RECOMMENDED BY:

 11/21/07
HNTB Corporation (Design only - no cost review) _____ Date _____

 11/26/07
Construction Manager
Program Management Team _____ Date _____

 11/26/07
Area Manager
Program Management Team _____ Date _____

APPROVED BY:

Interim Planning & Engineering Manager _____ Date _____

Director of Public Works (If over \$25,000) _____ Date _____

FOR CITY USE ONLY

Ordinance Required: <input type="checkbox"/> Yes <input type="checkbox"/> No	<input type="checkbox"/> FA \$25,000 (+ or -)	Additional Funds Required: _____
WBS Element: <u>33-00100-05-11-01</u>		WBS Element: <u>33-00100-05-11-02</u>
Original Contract Amount: <u>\$46,440,500.00</u>		Construction Contingency: <u>\$8,297,024.00</u>
Previous Approved FAs: _____		Previous Approved FAs: _____
This Field Alteration: _____		This Field Alteration: _____
Total: _____		Total Field Alterations: _____
		Balance: _____
Vendor #: <u>1014139</u> Ordinance #: <u>2006-10-12-1184</u>		Ordinance #: _____
Purchase Requisition #: _____ Contract #: <u>4600005049</u>		Purchase Order #: <u>4500092805</u>

NOTE: This form is a local government record and shall be retained in accordance with the provisions of the Local Government Code, Section 201. Provide six (6) originals with supporting documents.

**CITY OF SAN ANTONIO
SAN ANTONIO INTERNATIONAL AIRPORT
Project 10 - Volume 7 - Garage Foundations,
Structure and Systems
FIELD ALTERATION NO: 16**

SUMMARY OF COSTS

Field Work Directive #014 was issued to the contractor on April 27, 2007. This work directive was to issue a new conformed set of Construction Documents to the contractor. This conformed set of CD's included drawings modified by the Permit Set (January 12, 2007), Revisions Set #1 (February 19, 2007) and Revision Set #2 (March 16, 2007). Revisions to Several drawings were made for code compliance and/or correction. General revisions were also made to the drawings for clarification. These revisions made numerous changes to the drawings. These changes modified, added and deleted work

Description: contained in the 100% Construction Documents upon which the contractor based their original proposed price.

		Matl./Equip	Labor	Sub/Supplier	Totals
G.C. SELF PERFORMED					
Bartlett Cocke/Walbridge		\$845.00	\$891.00		\$1,736.00
SUBCONTRACTOR/VENDOR					
Big State Electric/SEACO	2- Utilities			\$45,157.41	\$45,157.41
D.W. Coring	2- Demo			\$48,000.00	\$48,000.00
J.D. Ramming Paving Co.	2- Asphalt			\$2,964.00	\$2,964.00
WPM Southern - Ramos	2- Utilities			\$12,663.24	\$12,663.24
The Anchor Group	2- Fencing			(\$1,135.00)	(\$1,135.00)
W.P.M Southern, LLC	2- Sitework			\$108,857.22	\$108,857.22
A.H. Beck Foundation	3- Piers			(\$9,975.00)	(\$9,975.00)
CCK Const. Services (Colasanti)	3- Concrete			\$59,839.80	\$59,839.80
Manco Structures, LTD.	3- Pre-Cast			(\$32,190.00)	(\$32,190.00)
Wilborn Steel Co., Ltd.	5- Misc. Metal Fab			\$12,030.00	\$12,030.00
BRIX Corporation	7- E.J. Sealants, WP			\$89,854.80	\$89,854.80
Architect Division	8- Drs. HM Frame, Hdw			\$2,404.00	\$2,404.00
Mueller & Wilson, Inc.	15- Storm Drain			\$17,658.25	\$17,658.25
Universal Sprinkler Corporation	15- Fire Protection			(\$27,500.00)	(\$27,500.00)
Big State Electric	16- Electrical			\$22,520.45	\$22,520.45
Subtotals		\$845.00	\$891.00	\$351,149.17	\$352,885.17
Self Performed	15%	\$126.75	\$133.65		\$260.40
Subs	5%			\$17,557.46	\$17,557.46
Subtotals		\$971.75	\$1,024.65	\$368,706.63	\$370,703.03
Payroll Burden "L"	39%		\$347.49		\$347.49
General Conditions	5%				\$18,535.15
Builder's Risk	0.002%				\$7.41
General Liability	0.006%				\$22.24
Bond	0.0082%				\$30.40
Grand Total:					\$389,645.73