

JANUARY, 1902.

WHOLE NUMBER 100.

VOLUME XII.

NO. 1.

Monthly
BULLETIN

**Bureau
OF
American Republics**

INTERNATIONAL UNION OF AMERICAN REPUBLICS.

CONTENTS

	Page.
INTEROCEANIC CANAL	1
ARGENTINE REPUBLIC	3
BOLIVIA	11
BRAZIL	17
CHILE	25
COLOMBIA	28
HAITI	29
MEXICO	30
NICARAGUA	38
PARAGUAY	39
PERU	39
UNITED STATES	40
URUGUAY	54
VENEZUELA	56
LATIN AMERICA IN 1901—A REVIEW	57
MINES AND MINERALS IN THE STATES OF MINAS GERAES AND BAHIA, BRAZIL	100
A SUBSTITUTE FOR RUBBER	134
TRADE OPPORTUNITIES IN LATIN AMERICA	135
TRADE WITH SPANISH AMERICA	138
BOOK NOTES	138
LIBRARY ACCESSIONS	141
PERMANENT LIBRARY FILES	144

Detailed Table of Editorial Contents in English, page IX; in Spanish, page XI;
in Portuguese, page XII; in French, page XIV.

Single Number, 25 Cents.

Per Annum, \$2.00.

WASHINGTON, D. C., U. S. A.
GOVERNMENT PRINTING OFFICE.


1902.



PAPEL DE MATAR MOSCAS LLAMADO TANGLEFOOT

PEGAJOSO Y BIEN SELLADO.

Coge á las moscas y los gérmenes de las enfermedades que llevan consigo. Se usa en todas partes. Produce al vendedor una buena ganancia. Todos lo venden.



Casa fundada 1851.

MAQUINARIA PARA MOLINOS HARINEROS.


Somos fabricantes de todas clases de Maquinaria para la Habilitación de Molinos Harineros de cualquiera capacidad. Molinos Portátiles para Moler Trigo y Maiz. Maquinas Mejoradas para Limpiar Granos. Purificadores, Colectores de Polvo, Limpiadores de Afrecho, Máquinas de Cilindros, Tamices Rotatorios, Cernidores Diferenciales, Desgranadoras y Desgranadoras de Maiz, y en fin todo lo que pertenece al ramo. La casa más antigua de este ramo que existe en América. Correspondencia en español. Pídanse nuestro nuevo catálogo en español. Presupuestos y datos á solicitud.

NORDYKE & MARMON CO.
29 York Street, Indianapolis, Ind., E. U. A.



EL ACEITE "3 EN UNO" ("3 IN ONE" OIL)

Se vende en grandes cantidades por todas partes del mundo. Limpia y pulc, produciendo un lustre brillante en las bicicletas, armas de fuego, máquinas de escribir, máquinas de coser, pianos, muebles, trabajos de ebanistería, y superficies esmaltadas. En todos los climas impide el moquear. Es lubricante y al se pone pegajoso al se engruesa. Lo fabrica **The G. W. COLE CO.**, de New York, E. U. de A., que desea establecer agencias para su venta en cada una de las principales casas importadoras de la América latina. Al solicitar la agencia exclusiva se supplies el envío de referencias. Se manda á quien lo solicite un paquete de muestra é impresos.



**WEBSTER'S
INTERNATIONAL
DICTIONARY**

WEBSTER'S INTERNATIONAL DICTIONARY

NEW EDITION **JUST ISSUED**

New Plates Throughout

Now Added **25,000 NEW WORDS**, Phrases, Etc.

Prepared under the supervision of W. T. HARRIS, Ph.D., LL.D., United States Commissioner of Education, assisted by a large corps of competent specialists and editors.

RICH BINDINGS. 2364 PAGES. 5000 ILLUSTRATIONS.


Better Than Ever for Home, School, and Office.

Also **Webster's Collegiate Dictionary** with Scottish Glossary, etc. "First class in quality, second class in size."

New men pages, etc. at both ends of uncut copy. etc.

G. & C. MERRIAM CO., Publishers, Springfield, Mass., U. S. A.

GET
THE
BEST



LISTERINE

El mejor antiséptico para uso interno y externo.

UNIFORME—EFICAZ—NO VENENOSO.

LISTERINE destruye todas las partículas que producen contagio y no tiene rival en el cuarto del enfermo y en todos los usos de la higiene personal.

Listerine es el mejor preservativo de los dientes.

Un folleto tratando de los usos de Listerine se enviará á petición.

LAMBERT PHARMACAL CO., St. Louis, U. S.

T

den

”

do en
la
CO.
de la
aplic

Y

ET
HE
EST

1150

erto del

. S.



Monthly Bulletin

OF THE

Bureau

OF THE

American Republics.

INTERNATIONAL UNION OF AMERICAN REPUBLICS.

While the utmost care is taken to insure accuracy in the publications of the Bureau of the American Republics, no responsibility is assumed on account of errors or inaccuracies which may occur therein.

JANUARY, 1902.

WASHINGTON, D. C., U. S. A. :
GOVERNMENT PRINTING OFFICE.

1902.

HONORARY CORRESPONDING MEMBERS OF THE INTERNATIONAL
UNION OF AMERICAN REPUBLICS.

Countries.	Names.	Residence.
Argentine Republic . . .	Señor Dr. Don Estanislao S. Zeballos . . .	Buenos Ayres.
Bolivia	Señor Don Manuel V. Ballivián*	La Paz.
Brazil	Dezembargador Antonio Bezerra	Pará.
Chile	Señor Don Moisés Vargas	Santiago.
Colombia	Señor Don Rufino Gutiérrez	Bogotá.
Costa Rica	Señor Don Manuel Aragón	San José.
Ecuador	Señor Don Francisco Andrade Marín	Quito.
Guatemala	Señor Don Antonio Batres Jáuregui	Guatemala City.
	Señor Don Rafael Montúfar	Guatemala City.
Haití	Monsieur Georges Sylvain	Port au Prince.
Honduras	Señor Don E. Constantino Fiallos	Tegucigalpa.
Mexico	Señor Don Francisco L. de la Barra	City of Mexico.
	Señor Don Antonio García Cubas	City of Mexico.
	Señor Don Fernando Ferrari Pérez	City of Mexico.
Nicaragua	Señor Don José D. Gámez	Managua.
Paraguay	Señor Don José S. Decoud	Asunción.
Peru	Señor Don Alejandro Garland	Lima.
Salvador	Señor Dr. Don Salvador Gallegos	San Salvador.
Santo Domingo	Señor Don José Gabriel García †	Santo Domingo.
Uruguay	Señor Don José I. Schiaffino	Montevideo.
Venezuela	Señor General Don Manuel Landaeta Rosáles.	Caracas.

* Honorary Corresponding Member of the Royal Geographical Society of Great Britain.

† Corresponding Member of the Academia Nacional de la Historia de Venezuela.

PRESIDENTS OF THE AMERICAN REPUBLICS.

Countries.	Names.	Executive residence.
ARGENTINE REPUBLIC.	Señor Don JULIO A. ROCA.....	Buenos Ayres.
BOLIVIA	Señor Don JOSÉ MANUEL PANDO.....	La Paz.
BRAZIL	Senhor Dom M. F. DE CAMPOS SALLES.....	Rio de Janeiro.
CHILE.....	Señor Don JERMAN RIESCO.....	Santiago.
COLOMBIA	Señor Don JOSÉ MANUEL MARROQUIN.....	Bogotá.
COSTA RICA	Señor Don RAFAEL IGLESIAS.....	San José.
ECUADOR.....	Señor Don LEONIDAZ PLAZA.....	Quito.
GUATEMALA	Señor Don MANUEL ESTRADA CABRERA ..	Guatemala City.
HAITI.....	Monsieur T. SIMON SAM	Port au Prince.
HONDURAS.....	Señor Don TERENCE SIERRA	Tegucigalpa.
MEXICO	Señor Don PORFIRIO DÍAZ	City of Mexico.
NICARAGUA	Señor Don JOSÉ SANTOS ZELAYA	Managua.
PARAGUAY	Señor Don EMILIO ACEVAL	Asunción.
PERU	Señor Don EDUARDO LÓPEZ DE ROMAÑA.	Lima.
SALVADOR	Señor Don TOMÁS REGALADO	San Salvador.
SANTO DOMINGO	Señor Don JUAN ISIDRO JIMENÉZ.....	Santo Domingo.
UNITED STATES.....	Mr. THEODORE ROOSEVELT	Washington, D. C.
URUGUAY.....	Señor Don JUAN LINDOLFO CUESTAS	Montevideo.
VENEZUELA	Señor Don CIPRIANO CASTRO.....	Caracas.

LATIN-AMERICAN REPRESENTATIVES IN THE UNITED STATES.

AMBASSADOR EXTRAORDINARY AND PLENIPOTENTIARY.

MEXICO.—Señor DON MANUEL DE AZPIROZ,
1413 I street NW., Washington, D. C.

ENVOYS EXTRAORDINARY AND MINISTERS PLENIPOTENTIARY.

ARGENTINE REPUBLIC.—Señor DON MARTÍN GARCIA MÉROU,
1527 New Hampshire Avenue, Washington, D. C.

BOLIVIA.—Señor DON FERNANDO E. GUACHALLA. (Absent.)
"The Gordon," Washington, D. C.

BRAZIL.—J. F. DE ASSIS BRASIL. (Absent.)
2014 Columbia Road, Washington, D. C.

COLOMBIA.—Señor DON CARLOS MARTÍNEZ SILVA,
1701 Q street NW., Washington, D. C.

COSTA RICA.—Señor DON JOAQUÍN BERNARDO CALVO,
2111 S street NW., Washington, D. C.

ECUADOR.—Señor DON LUIS FELIPE CARBO,
"The Arlington," Washington, D. C.

GUATEMALA.—Señor DON ANTONIO LAZO ARRIAGA,
1733 P street, Washington, D. C.

HAITI.—Mr. J. N. LÉGER,
1426 K street NW., Washington, D. C.

NICARAGUA.—Señor DON LUIS F. COREA,
1704 Q street NW., Washington, D. C.

PERU.—Señor DON MANUEL ÁLVAREZ CALDERÓN. (Absent.)
1750 Massachusetts Avenue, Washington, D. C.

SALVADOR.—Señor Dr. DON RAFAEL ZALDÍVAR. (Absent.)
The Arlington, Washington, D. C.

URUGUAY.—Señor Dr. DON JUAN CUESTAS,
Address care of Consul-General of Uruguay, Baltimore, Md.

CHARGÉS D'AFFAIRES.

CHILE.—Señor DON ELIODORO INFANTE,
1719 De Sales street, Washington, D. C.

SANTO DOMINGO.—Señor DON FCO. LEONTE VASQUEZ,
31-33 Broadway, N. Y.

VENEZUELA.—Señor DON AUGUSTO F. PULIDO,
"The Cochran," Washington, D. C.

CONSULS-GENERAL.

HONDURAS.—NICANOR BOLET PERAZA,
New York, N. Y.

PARAGUAY.—Honorable JOHN STEWART,
28 I street NE., Washington, D. C.

Executive Committee of the International Union of American Republics.

SECRETARY OF STATE OF THE UNITED STATES, CHAIRMAN.

Señor DON CARLOS MARTÍNEZ SILVA.
Señor DON JOAQUÍN BERNARDO CALVO.
Señor DON LUIS FELIPE CARBO.
Señor DON ANTONIO LAZO ARRIAGA.

DIRECTOR:

WILLIAM WOODVILLE ROCKHILL.

UNITED STATES REPRESENTATIVES IN THE LATIN-AMERICAN REPUBLICS.

AMBASSADOR EXTRAORDINARY AND PLENIPOTENTIARY.

MEXICO.—POWELL CLAYTON, City of Mexico.

ENVOYS EXTRAORDINARY AND MINISTERS PLENIPOTENTIARY.

ARGENTINE REPUBLIC.—WILLIAM P. LORD, Buenos Ayres.

BOLIVIA.—GEORGE H. BRIDGMAN, La Paz.

BRAZIL.—CHARLES PAGE BRYAN, Rio de Janeiro.

CHILE.—HENRY L. WILSON, Santiago.

COLOMBIA.—CHARLES BURDETT HART, Bogotá.

COSTA RICA.—WILLIAM L. MERRY, San José.

ECUADOR.—ARCHIBALD J. SAMPSON, Quito.

GUATEMALA.—W. GODFREY HUNTER, Guatemala City.

HAITI (also Chargé d'Affaires, SANTO DOMINGO).—WILLIAM F. POWELL, Port au Prince.

HONDURAS.—(See Guatemala.)

NICARAGUA.—(See Costa Rica.)

PARAGUAY.—(See Uruguay.)

PERU.—IRVING B. DUDLEY, Lima.

SALVADOR.—(See Costa Rica.)

URUGUAY.—WILLIAM R. FINCH, Montevideo.

VENEZUELA.—HERBERT W. BOWEN, Caracas.

 COMPAÑÍA INCORPORADA CON EL TÍTULO DE

WRIGHT'S INDIAN VEGETABLE PILL CO.

372 PEARL STREET,
NEW YORK.

ESTABLECIDA HACE 50 AÑOS.

Es la única fabricante de las preparaciones siguientes: Píldoras Indias Vegetales de Wright, Jarabe Indio Vegetal de Wright, Elixir de Opio de McMunn, Gotas Anodinas de Clavo de comer para el dolor de muelas, Vermífugo pronto y eficaz de Perry, Píldoras de Zarcaparrilla de Ledy para la sangre, Bálsamo Romano para los Ojos, Místura Específica de Crossman.

Los Importadores de Drogas y Medicinas en los países de la América Latina se servirán escribir pidiendo las listas de los precios, y preguntando cuáles son los términos y condiciones del pago. Estos remedios están ampliamente anunciados en los dichos países, y se venden en todas partes del mundo.

LA CASA MÁS GRANDE DE AMÉRICA

EN EL RAMO DE

EFECTOS DE FOTOGRAFÍA

Desea entrar en negocios con los principales importadores de toda la América del Sur, para la venta de Cámaras y Efectos de Fotografía para Aficionados y Fotógrafos de Profesión, y solicita su correspondencia.



E. & H. T. ANTHONY & CO.,

ESTABLECIDOS EN 1842.

122-124 Fifth Ave., New York, U. S. A.

BRAZIL.

The new Handbook of Brazil, compiled by the Bureau of the American Republics, is now ready for distribution. It is essentially a geographical sketch of Brazil with special reference to its economic conditions and prospects of future development, and contains, besides the latest available official data in regard to the natural resources of the country, its industries and manufactures, commerce, financial organization, means of communication, etc., a brief history of the country, its ethnology and archaeology, laws, religion, educational system, and miscellaneous data. In its treatment the book is similar to the other handbooks recently published by the Bureau. It contains 233 pages of matter and will be sold for 50 cents per copy.

ADDRESS:

BUREAU OF THE AMERICAN REPUBLICS,
WASHINGTON, D. C.

GENERAL INDEX.

	Page.
List of Honorary Correspondents	II
Presidents of the American Republics	III
Latin-American Representatives in the United States	IV
United States Representatives in the Latin-American Republics	V
Handbook of Brazil	VI
Names of Advertisers	VII
Editorial contents: { English	IX
{ Spanish	XI
{ Portuguese	XII
{ French	XIV
Handbook of Mexico	XIX
United States Consulates	XX
Weights and Measures	XXI
Metric Weights and Measures	XXII
Publications of the Bureau	XXIII, XXIV
Bibliography of Brazil	XXV, XXVI
Value of American Coins	XXVII
Advertising Rates in the Monthly Bulletin	XXVIII

ALPHABETICAL LIST OF ADVERTISERS.

For English and Spanish List of Articles Advertised, See Pages XXVII-XIX.

PAGE.	PAGE.
American Steel Hoop Co. Outside back cover.	Monitor Co., The.....VIII
Anthony, E. & H. T., & Co.....VI	Morgan, J. P., & Co.....Outside back cover.
Brown, John I., & Son.....XIII	National Gramophone Co.....VIII
Chick Brothers.....XVII	Nordyke & Marmon Co.....Inside front cover.
Claffin, The H. B., Co.....VIII	Northrop, Henry S.....VIII
Cole, The G. W., Co.....Inside front cover.	Perkins-Campbell Co., The.....XIII
Conley Foll Co., The.....XIII	Phipps & Atchison.....VIII
Hauthway, C. L., & Sons.....XVI	Phoenix Glass Co., The.....X
Hoogland's, B. T., & Sons.....XV	Pratt & Whitney Company.....XIII
Jeffrey Mfg. Co., The.....XVI	Ruddock, T. S., & Son.....XIX
Kelth, Preston B., Shoe Co.....XVIII	Thum, O. & W., Co., The.....Inside front cover.
Lambert Pharmacal Co.....Inside front cover.	Troy Laundry Machine Co., Ltd.....X
Mason, Jas. H.....XVI	Williams, I. B., & Sons.....XV
Merrillam, G. & C., Co.....Inside front cover.	Winchell, J. H., & Co.....XIX
Miller Co., The Frank.....X	Wright's Indian Vegetable Pill Co.....VI
Monarch Fire Appliance Co.....XV	



THE H. B. CLAFLIN CO.,

NEW YORK, U. S. A.

EXPORTADORES.
FABRICANTES.

IMPORTADORES.
ALMACENISTAS.

Estampadores y Blanqueadores de Telas de Algodón.

GÉNEROS Y ARTÍCULOS DE FANTASÍA.

Dedicamos especial atención á la conversión y blanqueo de géneros de algodón para llenar los requisitos de todos los mercados extranjeros.

Solicitamos corre-pondales en todas partes del mundo.

Nuestra dirección por cable: "CLAFLIN." Usamos la clave "A. B. C.," la "A1" y "Liebers."

Se reciben productos extranjeros en consignación, ó en cambio de mercancías.



Phipps & Atchison,

141-147 Fifth Avenue, NEW YORK, U. S. A.

Fabricantes en mayor escala que hay en el mundo de


**SOMBREROS DE FIELTRO FINO Y DE PAJA,
PARA SEÑORAS,**

De los Tintes de Castor, Gris Perla, y "Ecu" Palido más Hermosos y Delicados y de los Colores Corrientes.

Nuestros sombreros son de Estilo Exclusivo y se venden en Todos los Lugares de la Moda que hay en el Mundo. En Estilo, Contextura y Acabado son iguales á los sombreros de Stetson para hombres.

Deseamos un Representante Especial en cada una de las Repúblicas Latinas, á quien concederemos el Privilegio Exclusivo de la venta de nuestros productos.

Al escribirnos enviémos referencias. Al recibirlo de \$2.50, oro, mandaremos un sombrero de muestra. Este es el precio neto por mayor para los importadores.



HENRY S. NORTHROP,

FABRICANTE DE

TECHOS DE ACERO ESTAMPADO

40 CHERRY STREET,

NEW YORK, U. S. A.

Desea Agentes Especiales en todos los Puertos de Mar de la América Latina. Enviémos referencias con las solicitudes. Catálogos en Español y Muestras gratis.

EL ZON-O-FONO MEJORADO.

CONSTRUIDO BAJO PATENTES PROPIAS:

Todos los demás, con Registros de Disco, son infracciones expuestas á persecución.

El Zon-o-fono es una máquina parlante con volumen de voz suficiente para llenar cualquier iglesia ó teatro. Su voz es alta, clara, distinta y armoniosa. El aparato es ligero, de poco volumen, de buena construcción y durable; se mueve con un mecanismo de reloj y no se descampone. Es la máquina parlante más á propósito para uso doméstico y para exhibiciones. Los registros se hacen en discos de caucho endurecido, tienen 7 pulgadas de diámetro, son indestructibles, y no les afectan los cambios de clima ni los de temperatura; se pueden usar indefinidamente sin que sufran deterioro. No se gastan ni se rompen como los de cera. El precio del aparato completo como lo representa el grabado, pero sin los discos, es \$25.00. Zon-o-fono para niños, \$6.00. Los registros cuestan 50 centavos cada uno. Pídanse catálogos y listas de precios de vistas de movimiento, aparatos para las máquinas, registros, sellos fechadores con horas, aparatos para rayos X, bicicletas, novedades eléctricas, quinetoscopios para sala, abanicos eléctricos con batería, aparato para fría agua sin hielo.

F. M. PRESCOTT,

Único Agente para la Exportación.



El Catálogo Ilustrado en español ó en cualquier otro idioma se manda gratis á quienes lo piden. Se solicitan agentes para la venta en todos los países. Pídanse las condiciones.

**MORRIS BUILDING,
Nueva York, E. U. A.**

Oficina en Europa:

Ritterstrasse, 71, Berlín, Alemania.



INCUBADORAS — Hechos fabricados Incubadoras y Criadoras en los Estados Unidos por 15 años. Nuestras incubadoras son notables por la uniformidad de la temperatura; y por lo que se refiere á la regulación y del calor, la ventilación y la humedad, están muy por encima de cuantas se fabrican en este país. También nuestra heladera "Instant" lleva los sorbetes inmediatamente con menos gasto que cualquier otra heladera. Deseamos Agentes para nuestras Máquinas á quienes se concederán Territorios Especiales. Escríbase en solicitud de condiciones.

THE MONITOR CO.

Box 32, Moodus, Conn., E. U. de A.
Compañía Incorporada.

INDEX.

	Page.
I.—INTEROCEANIC CANAL.....	1
II.—ARGENTINE REPUBLIC.....	3
Economic development—Analysis of commerce with the United States in 1900— Influence of India on the market for Argentine wheat—The ports of Bahia, Blanca, Colastiné, and San Clemente—Exports of animals and animal products— Forests of Tucumán—Mineral notes—Steamship service to southern ports—The Buenos Ayres and Valparaíso Transandine Railway.	
III.—BOLIVIA.....	11
Budget for 1901-2—Arbitration protocol with Peru—Commerce of the fiscal year 1901—Opportunities for the establishment of electric plants—Statistics of indebt- edness—Treaties with the United States—Discovery of borax deposits—New tramway.	
IV.—BRAZIL.....	17
Trade-mark convention with the Argentine Republic—Foreign commerce during the first three months of 1901—The cement trade—Total national debt—Condition of the coffee market—Reports of gold-mining companies—Arbitration treaty with Great Britain—Reports of gold mining companies—Tobacco industry of Bahia— The cork industry—Receipts of sugar and cotton at Pernambuco—Foreign explo- ration of Rio de Janeiro—Source of the Javary River—Cotton crop of São Paulo— Mining notes—Miscellaneous notes.	
V.—CHILE.....	25
The Pulcayo silver mine—Success of the nitrate trust—Expedition to Lunds End— Launching of the first iron ship—Extinction of the chinchilla—Miscellaneous notes.	
VI.—COLOMBIA.....	28
Blast furnaces in the Republic.	
VII.—HAITI.....	29
The coffee industry.	
VIII.—MEXICO.....	30
Foreign commerce in July, August, and September, 1901—The cotton-goods trade— Belgian commerce with the Republic—Railway warehouses at Progreso—Postal arrangements—Freight transportation on mining railways—Sale of mining properties—Gems and precious stones—Coal mines at Esperanza—Mining devel- opment—Agricultural products of Córdoba—Contract for a submarine cable— Possibilities of Tamaulipas—Resources of Lower California—Miscellaneous notes.	
IX.—NICARAGUA.....	38
Mining and agricultural conditions at Rama.	
X.—PARAGUAY.....	39
Recently appointed consular officers.	
XI.—PERU.....	39
The cement trade—Proposed waterworks at Apiao—United States patent for Peru- vian citizen.	
XII.—UNITED STATES.....	40
Trade with Latin America—Foreign commerce in November, 1901—Receipts and expenditures in 1901—Estimated receipts in 1902-3—The salt industry—The tur- pentine industry—Valuable forests in the Philippines—Coal in Alaska—Tin in California—The electric-lighting industry—Immigration in 1901—Statistics of sil- ver production—Population by sex and color—Consumption of sugar—Porto Rican sugar and coffee crops—Railway concessions in Porto Rico—Latin-Ameri- can consular officers.	
XIII.—URUGUAY.....	54
Cultivation of tobacco—Report of the Northwestern of Uruguay Railroad—Report of the Midland Uruguay Railroad—The Zanja-Honda colouy.	
XIV.—VENEZUELA.....	56
Surtax on drugs and patent medicines—Export duty on cattle—Production of bañata—Deposits of coal.	
XV.—LATIN AMERICA IN 1901—A REVIEW.....	57
XVI.—MINES AND MINERALS IN THE STATES OF MINAS GERAES AND BAHIA, BRAZIL.....	100
XVII.—A SUBSTITUTE FOR RUBBER.....	134
XVIII.—TRADE OPPORTUNITIES IN LATIN AMERICA.....	135
XIX.—TRADE WITH SPANISH AMERICA.....	136
XX.—BOOK NOTES.....	138
XXI.—LIBRARY ACCESSIONS.....	141
XXII.—PERMANENT LIBRARY FILES.....	141

THE PHOENIX GLASS CO.,
 FABRICANTES DE
GLOBOS y PANTALLAS
 PARA TODOS SISTEMAS
DE LUZ ELECTRICA,
 DE ARCO é INCANDESCENTES.
 PIDASE
 EL CATALOGO No. 11.

TAMBIEN FABRICANTES DE
 VIDRIERIA PARA QUEMADORES
 DE GAS
 SISTEMA WELSBACH,
 Y OTROS ESTILOS DE
 QUEMADORES
 INCANDESCENTES
 DE GAS.
THE PHOENIX GLASS CO.
 NUEVA YORK E.U. DE A.

THE FRANK MILLER CO., Establecidos en 1838.
 NEW YORK, U. S. A.
 Fabricantes de
BETÓN Y LUSTRE
 PARA
CALZADO Y ARNÉSES.
INSUPERABLE CALIDAD.

LUSTRE "CROWN," por gruesa, \$7.00.
 LUSTRE "PARAGON," por gruesa \$6.00.
 Libre de gastos abordo en New York.

Cada botella va en una bonita caja de cartón. Se obtienen listas de precios completas, ilustradas, al solicitarlas de las casas comisionistas de New York.

Troy Laundry Machinery Co.,

OUR LINE IS THE LARGEST, BEST AND MOST COMPLETE.

SEND FOR CATALOGUE F.

Troy

Chicago

New York

San Francisco

ÍNDICE.

	Página.
I.—CANAL INTEROCEÁNICO.....	149
Convención celebrada entre los Estados Unidos y la Gran Bretaña para facilitar la construcción de un canal para barcos que reuna los Océanos Atlántico y Pacífico, firmada en noviembre 18 de 1901.	
II.—DATOS GENERALES SOBRE LA EXPOSICIÓN PAN-AMERICANA DE BÚFALO EN 1901.....	151
III.—REPÚBLICA ARGENTINA.....	152
Desenbrimiento de oro—Servicio de vapores á los puertos del sur—Los bosques de Tucumán—El nuevo puerto de San Clemente—Exportación de ganado y productos animales—Noticias de minas.	
IV.—BOLIVIA.....	154
Comercio de Bolivia—Licitación para alumbrado eléctrico—Tratado con los Estados Unidos.	
V.—BRASIL.....	159
Informes de dos compañías de minas de oro—La industria del tabaco en Bahía—La industria del corcho—Las entradas de azúcar y de algodón en Pernambuco—La población extranjera en Rio de Janeiro—Nueva línea telefónica—Nacimiento del rio Javary.	
VI.—CUBA.....	161
Producción azucarera—Zafra de 1900-1901.	
VII.—CHILE.....	162
Entradas y gastos en oro que ha tenido la República en los meses de enero á agosto de 1901.	
VIII.—ECUADOR.....	163
Un triunfo ferroviario.	
IX.—ESTADOS UNIDOS.....	164
Comercio con la América latina—Revista del año de 1901—Comercio extranjero en noviembre de 1901—Ingresos y egresos de la Hacienda pública en el año terminado el 30 de junio de 1901—Presupuesto de Ingresos y egresos para el año económico de 1902-3—Las medallas de la exposición Pan-Americana de Buffalo en 1901—El Congreso Geográfico Internacional—Población por razas y sexos—La industria sedera en los Estados Unidos—La industria del alumbrado eléctrico—La inmigración en 1901—Estadística de la producción de la plata—Los bosques vallosos de las Filipinas—El carbón de piedra en Alaska—Un sustituto de la goma elástica—La industria de la sal—La industria del aguarrás.	
X.—HAÍTI.....	183
Industria del café.	
XI.—MÉXICO.....	183
Las oportunidades que ofrece el estado de Tamaulipas—El comercio de géneros de algodón—Depósito del ferrocarril de Progreso—Arreglos postales—Suministro del puerto de Veracruz—Exportación del henequén—Nueva Institución agrícola—Recursos naturales de la Baja California—Notas diversas.	
XII.—NICARAGUA.....	187
Condiciones mineras y agrícolas de Rama—Productos de sus aduanas en 1900 y otros datos rentísticos—Deuda exterior.	
XIII.—PERÚ.....	189
El comercio de cemento.	
XIV.—SALVADOR.....	190
Riqueza del izote—Prosperidad de la República—Productos minerales.	
XV.—URUGUAY.....	192
Decreto sobre la moneda de níquel, Montevideo, 13 de noviembre de 1901.	
XVI.—VENEZUELA.....	192
Depósitos de carbón de piedra—Servicio de correos de julio 1º de 1900, á junio 30 de 1901—Derecho de exportación sobre el ganado—Decreto sobre drogas.	
XVII.—BIBLIOGRAFÍA.....	194

INDICE.

	Pagina.
I.—REPUBLICA ARGENTINA	197
Descobrimiento de Ouro—Serviço de vapores entre Buenos Aires e os portos do sul.	
II.—BRAZIL	197
População estrangeira do Rio de Janeiro—Nova linha telephonica—As nascentes do Javary.	
III.—ESTADOS UNIDOS	198
Revista do anno de 1901—A Condição das colheitas em Janeiro—Produção nacional de lã—Consumo do assucar—Numero de agencias postaes—Commercio estrangeiro no mez de Novembro de 1901.	
IV.—HAITI	210
A industria do café.	
V.—MEXICO	210
Desenvolvimento da industria mineira—Produção da prata.	
VI.—URUGUAY	211
Colheita de cereaes.	
VII.—VENEZUELA	212
Depositos de carvão.	
VIII.—UM SUBSTITUTO DA BORRACHA	212
IX.—BIBLIOGRAPHIA	214

GUCHILLAS de GERRILLAR.

(MILLING CUTTERS.)

SENGILLAS.

ANGULARES.

De DIVERSAS
FORMAS.De HACER HUECOS PARA
RADIOS (Straddling).De SEPARAR EN LÁMINAS
LOS METALES (Metal
Slitting).

De HOJAS INSERTADOS.

Fabricantes de toda clase de herramientas pequeñas, instrumentos para hacer tornillos, cuños, instrumentos de ensanchar agujeros, etc., etc.

Envíe por Catálogo de Herramientas Pequeñas.

PRATT & WHITNEY CO.,

HARTFORD, CONN., Estados Unidos de América.

[Departamento de Herramientas Pequeñas.]



"BROWN'S BRONCHIAL TROCHES." A world-renowned remedy for COUGHS, Colds, BRONCHITIS, ASTHMA, CATARRH, the Hacking Cough in CONSUMPTION, and numerous affections of the THROAT, giving immediate relief. They have received the sanction of physicians generally and testimonials from eminent men throughout the world. All dealers in medicines and proprietary goods can recommend them with confidence. Sold only in boxes or bottles, with facsimile of the proprietors on outside wrapper of the package.

JOHN I. BROWN & SON, Proprietors, Boston, Mass., U. S. A.

Foreign Depot: THE ANGLO-AMERICAN DRUG CO. (LTD.), LONDON, ENGLAND.

"Tabillitas Bronquiales de Brown." Un medicamento de fama universal para la Tos, los Resfriados, la Bronquitis, el Asma, el Catarro, la Tos de la Tisis y numerosas afecciones de la garganta. Producen un alivio inmediato. Han sido aprobadas por los médicos en general y hombres notables en todo el mundo han certificado sus linceos efectos. Todos los que trafican en medicinas y en preparaciones de patente pueden recomendarlas con toda confianza. Solamente se venden en cajas ó botellas con el facsimile de los propietarios en la parte exterior del paquete.

JOHN I. BROWN & SON, PROPIETARIOS, BOSTON, MASS., U. S. A.

Depósito Extranjero: THE ANGLO-AMERICAN DRUG CO. (LTD.), LONDON, ENGLAND.

THE PERKINS-CAMPBELL CO.,

CINCINNATI, OHIO, U. S. A.



Fabricantes en mayor escala en los Estados Unidos de Arneses, Sillas de Montar, Colleras, Portarriendas, Cojinetes de Colleras, etc.

A solicitud se envían gratis Catálogos y Listas de Precios en Español, Inglés y Alemán. Se solicitan contratos con los Gobiernos ó con particulares.



THE CONLEY FOIL COMPANY,

FABRICANTES DE

HOJA DE ESTAÑO

PARA ENVOLVER TABACO, CIGARROS, CIGARILLOS Y PRODUCTOS ALIMENTICIOS.

2 and 4 Dominick St., NEW YORK, N. Y., U. S. A.

TABLE DES MATIÈRES.

	Page.
I.—RÉPUBLIQUE ARGENTINE.....	215
Développement économique—Les récoltes de l'exercice 1901-2—Découverte d'or.	
II.—BOLIVIE.....	215
Traité avec les Etats-Unis—Nouveau tramway.	
III.—BRÉSIL.....	218
Convention avec la République Argentine pour la protection des marques de fabrication—Rapports des compagnies d'exploitation de mines d'or—Le commerce du ciment—Création d'une compagnie des docks à Rio-de-Janeiro.	
IV.—CHILI.....	221
Adjudication de papier—Pose d'un câble.	
V.—ÉTATS-UNIS.....	222
Revue de l'année 1901—Commerce extérieur en novembre 1901—Pêche de la baleine en 1901—Concurrence des chaussures américaines—Le papier de canne à sucre—Rapport officiel sur la récolte, janvier 1902.	
VI.—HAÏTI.....	234
L'industrie du café—Droits de port.	
VII.—MEXIQUE.....	235
De Tampico au Pacifique—Développement industriel—Concurrence américaine—Développement des chemins de fer—La production agricole de Cordoba—Les richesses minières de Coahuila—Richesses minières de l'Etat de Sonora.	
VIII.—PÉROU.....	245
Commerce des minerais.	
IX.—URUGUAY.....	246
Commerce extérieur en 1901—La culture des tabacs.	
X.—VÉNÉZUÈLE.....	247
Production de Balata.	
XI.—LES DROITS D'ENTRÉE SUR LE CAFÉ DANS LES DIFFÉRENTS PAYS.....	247
XII.—SYSTÈME MONÉTAIRE DE L'AMÉRIQUE CENTRALE ET DE L'AMÉRIQUE DU SUD.....	248
XIII.—FONDS AMÉRICAINS PLACÉS EN FRANCE.....	248

PAPEL MEDICADO DE GAYETTY.

Artículo Perfectamente Puro y Preventivo Seguro contra las Hemorroides.

Se deshace fácilmente en el agua y NO OBSTRUYE, como los papeles ordinarios, LOS TUBOS DE DESAGÜE. No es genuino sino el que tenga como filigrana el nombre del inventor en cada hoja y su faesimile en cada paquete.

JOSEPH C. GAYETTY, Inventor.

B. T. HOOGLAND, Propietario.

DE VENTA EN TODAS LAS DROGUERÍAS Y EN CASA DE

B. T. HOOGLAND'S SONS,

38 JOHN STREET, - - NEW YORK, U. S. A.

Cada una de las hojas del papel genuino tiene la marca J. C. GAYETTY, N. Y., como filigrana, de suerte que se la puede ver contra la luz. Cualquiera infracción de la marca de fábrica ó de la invención será enérgicamente perseguida. El papel original de Gayetty fué inventado y ofrecido al público por Joseph C. Gayetty en el año de 1857.

Háganse pedidos por conducto de comisionistas.

I. B. WILLIAMS & SONS, DOVER, N. H., U. S. A.

Fabricantes de **Correas de Transmisión de Cuero Curtido con Roble Puro**. Nuestras correas de las marcas "COCHECO," "DEFIANCE" y "DYNAMO" son celebradas en todos los Estados Unidos de Norte América por su resistencia y durabilidad. Nuestras **Correas Redondas "Gilt Edge"** se fabrican de siete tamaños, desde $\frac{1}{4}$ hasta $\frac{3}{8}$ de pulgada inclusive. También fabricamos **Tiras de Cuero Crudo "Cochecho,"** que son las más fuertes y más suaves que hay en el mercado. Se venden más tiras "Cochecho" que de cualquiera otra marca. Hacemos nuestras correas de transmisión con solapas cementadas ó remachadas, ó bien sujetas con alambres ó cosidas á la mano. Se suplica manifestar cuál es la clase que se quiere. Se solicita *correspondencia* con grandes casas importadoras que vendan nuestros productos en la América Latina. Pidanse Listas de Precios y Catálogos.

Dirección por el cable: "WILLIAMS," Dover, N. H. Úsese la clave "Western Union."



**PROTEJED VUESTRAS VIDAS Y PROPIEDADES
CONTRA EL FUEGO.**

EMPLEAD EL "KILFYRE."

Polvos químicos. Apagan el fuego instantaneamente. Siempre listos. El clima no los afecta. Un niño puede usarlos. En tubos de metal de 22 pulgadas de largo por 2 pulgadas de diámetro.

EL GOBIERNO DE LOS ESTADOS UNIDOS LOS EMPLEA.

Lo usan las **Compañías de Bomberos** de ciudades y pueblos. Millares de testimonios de Casas Particulares, Almacenes, Fábricas, Teatros, Hoteles, Edificios Públicos, Compañías de Ferrocarril, Líneas de Vapores, etc.

En cada una de las Repúblicas de la América Latina se desea establecer una Agencia, á la que se le concederá un territorio exclusivo. Sólo se desean relacionados de primer orden. Al enviar la solicitud por la agencia, mándense las referencias á

El Premio más alto—Pan-American Exposition, 1901.

MONARCH FIRE APPLIANCE COMPANY,

NEW YORK, U. S. A.





Cadenas de Acero ú Otras Especiales, con Rodillos

— PARA —
ELEVADORES y CONDUCTORES

De Toda Clase de Materias, tales como

Caña de Azúcar, Bagazo, Granos, Café, Carbón, Minerales, Barriles, Cajas, Tozas, Madera, Desperdicios, etc.

Maquinaria para Minas de Carbón.

Conductores con Cable de Alambre



Para Distancias Largas y Cortas.

THE JEFFREY MFG. CO.,
Columbus, Ohio, U. S. A.

HAUTHAWAY'S
PEERLESS GLOSS

For Ladies' and Children's Boots and Shoes.

Contains nothing injurious to leather.

Sold by all New York Commission Houses.

C. L. HAUTHAWAY & SONS
346 Congress Street,
BOSTON, MASS., U. S. A.



EL LUSTRE
SIN RIVAL DE
Hauthaway

PARA
CALZADO DE SEÑORAS y NIÑOS.

No contiene cosa alguna que pueda dañar el cuero. Lo venden todas las casas comisionistas de Nueva York.

C. L. HAUTHAWAY & SONS
346 Congress Street,
BOSTON, MASS., U. S. A.



PRECIO, \$3.50,

COMPLETO,

Con abanico de 4 1/2 pulgadas de diámetro, batería, agentes químicos para 30 horas de trabajo, lo cual hace girar el abanico más de 1,500 veces por minuto.

Agentes químicos extra, incluyendo zinc, por carga, 20 centavos.

Un Abanico Eléctrico Portátil

COMPLETO

Y

PRÁCTICO.

Resultado de 26 años de experiencia práctica en el ramo.

Garantizo que mi invención es tal y como la ofrezco.

Representantes responsables pueden obtener un territorio exclusivo.

Dirijirse con Referencias á

JAS. H. MASON,

DEPT. 7 A,

170 WEST BROADWAY,

NEW YORK CITY, U. S. A.

MONTHLY BULLETIN

OF THE

BUREAU OF THE AMERICAN REPUBLICS,

International Union of American Republics.

VOL. XII.

JANUARY, 1902.

No. 1.

INTEROCEANIC CANAL.

A CONVENTION BETWEEN THE UNITED STATES AND GREAT BRITAIN TO FACILITATE THE CONSTRUCTION OF A SHIP CANAL TO CONNECT THE ATLANTIC AND PACIFIC OCEANS, SIGNED AT WASHINGTON, NOVEMBER 18, 1901.

The United States of America and His Majesty EDWARD THE SEVENTH, of the United Kingdom of Great Britain and Ireland and of the British Dominions beyond the Seas, King, and Emperor of India, being desirous to facilitate the construction of a ship canal to connect the Atlantic and Pacific Oceans, by whatever route may be considered expedient, and to that end to remove any objection which may arise out of the Convention of the 19th April, 1850, commonly called the Clayton-Bulwer Treaty, to the construction of such canal under the auspices of the Government of the United States, without impairing the "general principle" of neutralization established in Article VIII of that Convention, have for that purpose appointed as their Plenipotentiaries:

The President of the United States, JOHN HAY, Secretary of State of the United States of America;

And His Majesty EDWARD THE SEVENTH, of the United Kingdom of Great Britain and Ireland and of the British Dominions beyond the Seas, King, and Emperor of India, the Right Honourable Lord PAUNCEFOTE, G. C. B., G. C. M. G., His Majesty's Ambassador Extraordinary and Plenipotentiary to the United States;

Who, having communicated to each other their full powers, which

were found to be in due and proper form, have agreed upon the following articles:

ARTICLE I.

The high contracting parties agree that the present Treaty shall supersede the aforementioned Convention of the 19th of April, 1850.

ARTICLE II.

It is agreed that the canal may be constructed under the auspices of the Government of the United States, either directly at its own cost, or by gift or loan of money to individuals or corporations, or through subscription to or purchase of stock or shares, and that, subject to the provisions of the present treaty, the said Government shall have and enjoy all the rights incident to such construction, as well as the exclusive right of providing for the regulation and management of the canal.

ARTICLE III.

The United States adopts, as the basis of the neutralization of such ship canal, the following rules, substantially as embodied in the Convention of Constantinople, signed the 28th October, 1888, for the free navigation of the Suez Canal, that is to say:

1. The canal shall be free and open to the vessels of commerce and of war of all nations observing these rules, on terms of entire equality, so that there shall be no discrimination against any such nation, or its citizens or subjects, in respect of the conditions or charges of traffic, or otherwise. Such conditions and charges of traffic shall be just and equitable.

2. The canal shall never be blockaded, nor shall any right of war be exercised nor any act of hostility be committed within it. The United States, however, shall be at liberty to maintain such military police along the canal as may be necessary to protect it against lawlessness and disorder.

3. Vessels of war of a belligerent shall not revictual nor take any stores in the canal, except so far as may be strictly necessary; and the transit of such vessels through the canal shall be effected with the least possible delay in accordance with the regulations in force, and with only such intermission as may result from the necessities of the service.

Prizes shall be in all respects subject to the same rules as vessels of war of the belligerents.

4. No belligerent shall embark or disembark troops, munitions of war, or warlike materials in the canal, except in case of accidental hindrance of the transit, and in such case the transit shall be resumed with all possible dispatch.

5. The provisions of this article shall apply to waters adjacent to the canal, within 3 marine miles of either end. Vessels of war of a

belligerent shall not remain in such waters longer than twenty-four hours at any one time, except in case of distress, and in such case shall depart as soon as possible; but a vessel of war of one belligerent shall not depart within twenty-four hours from the departure of a vessel of war of the other belligerent.

6. The plant, establishments, buildings, and all works necessary to the construction, maintenance, and operation of the canal shall be deemed to be part thereof, for the purposes of this treaty, and in time of war, as in time of peace, shall enjoy complete immunity from attack or injury by belligerents, and from acts calculated to impair their usefulness as part of the canal.

ARTICLE IV.

It is agreed that no change of territorial sovereignty or of international relations of the country or countries traversed by the before-mentioned canal shall affect the general principle of neutralization or the obligation of the high contracting parties under the present treaty.

ARTICLE V.

The present treaty shall be ratified by the President of the United States, by and with the advice and consent of the Senate thereof, and by His Britannic Majesty; and the ratifications shall be exchanged at Washington or at London at the earliest possible time within six months from the date hereof.

In faith whereof the respective Plenipotentiaries have signed this treaty and hereunto affixed their seals.

Done in duplicate at Washington, the 18th day of November, in the year of Our Lord one thousand nine hundred and one.

JOHN HAY. [SEAL.]

PAUNCFOTE. [SEAL.]

ARGENTINE REPUBLIC.

ECONOMIC DEVELOPMENT.

The following data relative to the development of the public wealth of the Argentine Republic was furnished by Señor DON MARTÍN GARCÍA MÉROU, formerly Secretary of Agriculture and now Minister to the United States, in an interview published by a recent French commercial journal.

The Argentine States promise to develop rapidly. They attract many immigrants, the climate is salubrious and the configuration of the land is such as to render communication easy.

The products of the Republic are varied, as it contains three zones—torrid, temperate, and frigid.

About 4,835,620 hectares of the Republic's territory are devoted to the cultivation of wheat, rye, alfalfa, corn, barley, tobacco, sugar cane, and vineyards. In 1899 statistics showed that the following areas in hectares were devoted to agriculture: Wheat, 2,049,683; rye, 1,244,182; alfalfa, 713,091; barley, 54,574; sugar cane, 55,469; tobacco, 15,796; vineyards, 33,469. The remainder (669,356 hectares) was devoted in general to the cultivation of corn, fruit trees, and vegetables of all kinds.

The vast natural prairies of the Provinces of Buenos-Ayres, Santa Fé, Córdoba, Entre Rios, Corrientes, and the Territory of Central Pampa are devoted to the raising of all kinds of domestic animals. In 1899 there were 22,000,000 cattle, 5,000,000 horses and mules, and 85,000,000 sheep. The Argentine Republic raises more sheep than Australia, and exports 240,000 tons of wool annually. Wild cattle are scarcely to be found in any part of the Republic. The stock is improved each year by the introduction of famous European breeds, such as Durhams, shorthorns, Herefords, Polled Anguses, Jerseys, etc. In 1899, 2,187 head of choice cattle were imported free of duty.

The exports of agricultural products during the year named were valued at 115,546,906 *pesos*, distributed as follows: Live stock, 9,027,996; animal products, 102,409,004; prepared animal products, 3,542,077; other derived products, 567,829.

The total exports for the above-mentioned year reached a little more than 184,000,000 *pesos*; as the imports amounted in round numbers to 116,000,000 *pesos*, the balance of trade is thus shown to be nearly 70,000,000 *pesos* in favor of the Argentine Republic.

In 1899 the 20 railroad lines in operation had attained a total length of 16,564 kilometers. In a few years, with the completion of the projected lines, they will have a length of 27,207 kilometers. Of these lines 16 are English and 4 belong to the Argentine Government.

The use of street cars is becoming general in the cities, the city and suburban railway lines having a length of more than 1,000 kilometers. The capital which has been invested in these lines amounts to more than 200,000,000 *francs* (\$38,600,000), and is almost entirely English. A few small electric lines in Buenos Ayres are German.

The telegraph lines have a length of 15,074 kilometers and represent an invested capital of 25,890,000 *francs* (nearly \$5,000,000).

Immense forests are found in the Provinces of Salta, Santiago del Estero, and Corrientes, as well as on the national lands of Chaco, Formosa, and Misiones. These forests produce various kinds of woods, which are mostly hard varieties, and all can be used for building and cabinet making. During the years 1895-1899 about 8,000 tons of wood

were exported, while the production greatly increased during the year 1900. The exploitation of these wooded regions is facilitated by a system of rivers which all flow into the Rio Parana, which, with the Rio Uruguay, forms the Rio de la Plata.

Oil wells have been discovered in the Province of Mendoza, and coal mines have been found in different parts of the country.

ANALYSIS OF COMMERCE WITH THE UNITED STATES IN 1900.

The Department of Foreign Affairs at Buenos Ayres has recently published some interesting data, compiled from the records on file in the office of the Consul-General of the Argentine Republic in New York, respecting the movement of foreign commerce between ports of the United States and those of the Argentine Republic during the year 1900. According to these statistics 72 steamships and 177 sailing vessels, with a capacity of 108,245 and 144,743 tons, respectively, cleared from American ports during the period mentioned. Eighty-three of these vessels sailed from New York, 28 from Boston, 11 from Portland, 43 from Pensacola, 6 from Philadelphia, 30 from Mobile, 7 from Apalachicola, 5 from Norfolk, 10 from Savannah, 1 from Baltimore, and 25 from Pascagoula, Miss. The following table shows the movement of vessels clearing from United States ports destined to Argentine ports during the last eight years:

Years.	Number of shps.	Capacity.	Years.	Number of shps.	Capacity.
		<i>Tons.</i>			<i>Tons.</i>
1893.....	188	150,521	1897.....	190	184,155
1894.....	191	176,956	1898.....	241	237,672
1895.....	179	181,082	1899.....	258	280,881
1896.....	235	213,078	1900.....	219	252,988

In 1900, 75 vessels proceeding from Argentine ports entered ports of the United States, 12 of which were steamships and 63 sailing vessels, having a total capacity of 10,727 and 47,245 tons, respectively. Of these 45 entered at New York, 19 at Boston, and 11 at Philadelphia, the aggregate carrying capacity being 37,232, 12,186, and 8,554 tons, respectively. The annexed statistics show the number and capacity of vessels entering United States ports from Argentine ports during eight years:

Years.	Number of vessels.	Capacity.	Years.	Number of vessels.	Capacity.
		<i>Tons.</i>			<i>Tons.</i>
1893.....	72	53,002	1897.....	65	88,280
1894.....	77	74,220	1898.....	70	59,572
1895.....	108	95,483	1899.....	64	58,879
1896.....	68	54,986	1900.....	75	57,972

The total number of vessels engaged in the maritime commerce of the two countries, together with their tonnage, during the eight years under consideration, were:

Years.	Number of vessels.	Capacity.	Years.	Number of vessels.	Capacity.
		<i>Tons.</i>			<i>Tons.</i>
1893.....	311	212,048	1897.....	275	272,435
1894.....	288	251,276	1898.....	314	297,244
1895.....	287	276,565	1899.....	322	350,769
1896.....	303	268,064	1900.....	324	310,960

Analyzing the statistics of 1900, for example, it is seen that while 249 vessels, of a capacity of 252,988 tons, left the United States ports bound for the Argentine Republic, only 75 vessels, of a capacity of 57,972 tons, entered harbors of the United States proceeding from Argentine ports. In other words, in the maritime commerce of the two countries during the period mentioned the United States dispatched 174 more vessels to the Argentine Republic than was received from that country, the carrying capacity of which exceeded the tonnage of the vessels proceeding from Argentine ports employed in the same trade by 195,016 tons.

The exportations made from the United States to the Argentine Republic during the year 1900 consisted of railway supplies, agricultural implements, hardware, machinery, and sundry merchandise, the invoiced values of which were as follows:

From—	To—	Amount.	From—	To—	Amount.
New York.....	Buenos Ayres.....	\$11,768,010	Pascagoula.....	Rosario.....	\$46,111
Do.....	Rosario.....	1,300,128	Do.....	Bahia Blanca.....	8,190
Do.....	Bahia Blanca.....	67,914	Do.....	Puerto Belgrano..	35,173
Do.....	Campana.....	600	Do.....	La Plata.....	22,968
Do.....	La Plata.....	4,083	Do.....	Buenos Ayres.....	258,608
Apalachicola.....	Buenos Ayres.....	35,434	Do.....	Rosario.....	42,994
Baltimore.....	Do.....	8,921	Do.....	Bahia Blanca.....	17,295
Boston.....	Do.....	407,367	Do.....	Campana.....	9,932
Do.....	Rosario.....	69,850	Portland.....	Buenos Ayres.....	63,078
Mobile.....	Buenos Ayres.....	191,032	Do.....	Rosario.....	18,891
Do.....	Rosario.....	45,040	Do.....	Bahia Blanca.....	31,540
Do.....	Bahia Blanca.....	6,800	Philadelphia.....	Buenos Ayres.....	98,715
Norfolk.....	Buenos Ayres.....	36,228	Savannah.....	Do.....	122,042
Do.....	Rosario.....	5,335			
Pascagoula.....	Buenos Ayres.....	131,114	Total exports.....		14,852,823

The following shows the values of the exportations from the United States to the Argentine Republic during the five years: 1896, \$8,361,195; 1897, \$5,942,912; 1898, \$8,066,573; 1899, \$12,378,866; 1900, \$14,852,813.

The annexed table shows the exports from the Argentine Republic to the United States in the year 1900:

To—	Articles.	Quantity.	Value.	
New York	Wool, first grade.....pounds..	816,269	\$139,936	
	Wool, third grade.....do.....	660,225	55,743	
	Hides.....number..	808,306	2,852,546	
	Goatskins.....bales..	1,687	650,803	
	Other skins.....pounds..	217,114	38,483	
	Sundry articles.....		21,959	
	Bones.....tons.....	1,998	33,634	
	Ostrich feathers.....cases..	131	86,062	
	Hair.....bales..	430	248,357	
	Furs.....		48,528	
	Meats.....		4,351	
	Oils.....		350	
	Chemicals.....		212,151	
	Dyewoods.....		168,833	
	Intestines.....barrels..	879	88,898	
	Horns.....		176	
	Sundry woods.....		115	
	Boston	Wool, first grade.....pounds..	9,695,886	1,902,577
		Wool, third grade.....do.....	8,459,470	700,335
Hides.....number..		227,777	970,666	
Philadelphia	Goatskins.....bales..	284	99,589	
	Bones.....tons.....	9,935	167,403	
Total.....			8,411,495	

The exports from the Argentine Republic to the United States during seven years were valued as follows: 1894, \$4,170,986; 1895, \$11,206,865; 1896, \$7,072,825; 1897, \$14,759,730; 1898, \$5,723,969; 1899, \$6,164,961; 1900, \$8,441,495.

INFLUENCE OF INDIA ON THE MARKET FOR ARGENTINE WHEAT.

The "Buenos Aires Handels-Zeitung" recently published an article regarding the influence of the Indian wheat crop upon the market for Argentine wheat, as in both countries the crop ripens at the same time, or during the "dead season" in other lands.

The first part of this article is a translation of one which appeared in the MONTHLY BULLETIN for November, 1900 (p. 988). Other statistics and deductions are interesting. It is stated that in the last six agricultural years, which in India are counted from the 1st of April to the 31st of March of the following year, the wheat export of British-India amounted to:

Year.	Export tons.	Year.	Export tons.
1894-95.....	348,300	1897-98.....	121,500
1895-96.....	504,900	1898-99.....	982,800
1896-97.....	99,900	1899-1900.....	488,700

• A glance at these dates shows the great difference there is in the exportation. The contrast between the minimum of 99,900 tons in 1896-97 and the maximum of 982,800 tons in 1898-99 is very great.

"But there is an essential difference between the Argentine Republic and India as wheat-growing countries. With the Argentine Republic's scant population, the general amount of wheat exported per head is from 500 to 700 kilograms (1,102 to 1,543 pounds), whereas in India, with its dense population of, in round numbers, 300,000,000, only 25 kilograms (55 pounds) per head is exported even in the most favorable years. This small quota shows sufficiently that India will never be an important wheat-exporting country.

"It so happens that in India, notwithstanding its immense production of wheat, all is needed for home consumption, and, were this the only food of the people, there would not even be enough in the country to satisfy their wants. India's exportation of wheat amounts to little more than from 2 to 4 per cent in the years of famine, and even in favorable years has never exceeded 14 per cent.

"It is different in the Argentine Republic, which only finds use for the smaller quantity of its crop in its own country. In normal years the surplus for exportation amounts to about 70 per cent of the total production. As a general producing country the Argentine Republic only stands eighth on the list, after the United States, Russia, France, India, Austria-Hungary, Italy, and Germany, all of whose productions exceed hers, but in wheat production the Argentine Republic is only surpassed by the United States."

THE PORTS OF BAHIA BLANCA, COLASTINÉ, AND SAN CLEMENTE.

The "Buenos Aires Handels-Zeitung," in a recent issue, stated that a commission, consisting of LUIS KUNKLER, CARLOS DELAVIGNE, and RENÉ COULON, for making the plans for the building of a commercial port in Bahia Blanca, by a French company, is now in the latter town.

The depth of water at the new port is to be maintained at 32 feet, so that even the largest ocean steamers will be able to put into that harbor.

The size of the port works will be such as will accommodate a traffic estimated at 1,000,000 tons yearly. Three years is the time allowed for the completion of all improvements. The total cost is estimated at \$6,000,000 gold.

The French Railroad Company of the Province of Santa Fé, says the "Bulletin Commercial," of Brussels, has applied to the Argentine Republic for the authorization to extend, at its own expense, the maritime installations which it owns in the port of Colastiné on the Parana.

According to the law relating to this concession, the company intends principally to build 800 meters of wharf and to erect grain elevators and to put in cranes, as well as all other machinery necessary for loading and unloading merchandise. As is usual, in the case of

works of this kind, the material and machinery necessary will be admitted free of duty.

According to the "Monthly Bulletin of the French Chamber of Commerce" at Buenos Ayres, the Government of the Argentine Republic has approved the basis of a contract presented by the Inspector-General of Navigation and Ports for the construction and working of a commercial port in the Bay of San Clemente, in the South Atlantic. Señores JORGE GUERRERO and MARTINEZ ITUNO are named as the concessionaires for the construction work of the port which is situated between Cape San Antonio and the mouth of the River San Clemente.

EXPORTS OF ANIMALS AND ANIMAL PRODUCTS.

During the first nine months of 1901 the number of live cattle exported from the Argentine Republic amounted to 108,241, as compared with 124,894 during the same period of 1900. The live sheep exported numbered 22,643, against 194,505 in 1900. The exports of dressed beef (frozen) weighed 31,646 tons, against 15,309 tons during nine months of 1900, while the exports of dressed sheep (frozen wethers) weighed 45,828 tons in the aggregate, against 43,648 tons of such exports in nine months of 1900. The exports of jerked beef in the periods under comparison were 14,828 tons in 1901 and 9,274 tons in 1900. The wool exports increased from 82,828 tons to 177,717 tons in the same time. The exports of butter increased from 1,445,569 to 1,626,572 pounds, and of cheese from 1,333 to 2,968 pounds.

THE FORESTS OF TUCUMÁN.

A memorial was recently presented by the Director of the Immigration and Labor Department of Tucumán to the Minister of Agriculture of the Republic relative to the advantages to be derived from the development of the timber industries of that Province. It is stated that within the boundaries of Tucumán there are some 8,000 square kilometers of forest land, the greater part of which has remained untouched until the present time. Valuable woods abound which are specially adapted for the construction of cabinet work, carriages, etc., while there are numerous quebracho and other trees, including the *anoso* and *noumday*. Many of these trees are of large growth, attaining in some cases a height of 20 meters.

MINERAL NOTES.

A report from Jujuy states that at La Union copper mines over 10,000 tons of ore have been mined, and that a new vein of ore 4 meters thick has been discovered. These mines are 40 leagues distant from Jujuy, and on the line of the proposed Bolivian Railway. The

"Montevideo Times" reports the discovery of gold in the sands of the coast of the Argentine Republic near Cape Virginis. A petition has been presented to the Government asking leave to prospect for gold on 100,000 square meters in that vicinity. A similar petition has been presented for prospecting on a section of the coast between Cape Virginis and Canadon Lucacho, while leave has been requested to explore certain regions in Tierra del Fuego where the presence of minerals is suspected.

STEAMSHIP SERVICE TO SOUTHERN PORTS.

The British Consul at Buenos Ayres has informed his Government of the establishment of a steamship service by the Hamburg South American Company, under the name of the "National Southern Line," from Buenos Ayres to the southern part of the Republic, including Punta Arenas. There is to be a sailing once every twenty days dating from October 15, 1901, and two steamers of 4,000 tons each are to be employed in the service. It is also reported that up to May, 1902, the Argentine Government offers free passage on the national transports to individuals and families who have purchased land in the regions indicated; also the transportation of a limited number of farm animals, carts, tools, furniture, and building material with each family.

THE BUENOS AYRES AND VALPARAISO TRANSANDINE RAILWAY.

In London, on December 12, 1901, at the annual meeting of the stockholders of the Buenos Ayres and Valparaiso Transandine Railway Company, it was stated that the line was still in course of construction; also, that, while technically it connected with the Chilean railways, there could not be any great amount of traffic until through communication was effected. As this railway is essentially a mountain road, there are not many villages or centers of traffic from which to draw present support. It is believed, however, that considerable sums will be realized from the transportation of minerals.

This railway is the end of a long series of lines starting from Buenos Ayres—the Buenos Ayres and Pacific Railway, the Argentine Great Western Railway, and then the Buenos Ayres and Transandine Railway proper. The latter road was begun at Mendoza and will traverse 110 miles of Argentine territory before reaching the Chilean frontier. Of the 110 miles, 89 are open to traffic, 11 are nearly ready, while the roadbed of the remaining 10 miles is nearing completion. On the Chilean side the total length of the road will be 43 or 44 miles, of which 17 have been completed. It is believed that the establishment of railway communication between the Argentine and Chilean Republics will, in the future, prove to be a fraternal as well as a commercial tie.

BOLIVIA.

BUDGET FOR 1901-2.

The "Buenos Ayres Standard" gives the following figures as representing the Bolivian budget for 1901-2, as presented to Congress in August, 1901:

INCOME.	Bolivianos.
Customs dues on imports	4,287,000
Customs dues on exports.....	2,091,390
Interdepartmental dues.....	55,310
Excise of spirits.....	629,500
Excise on cacao and tobacco.....	299,927
Poll tax on Indian village proprietors.....	185,628
Land tax, tithes, and first fruits.....	745,184
Potosi mint-gross revenue.....	110,000
Nickel money (coined in Europe).....	200,000
Consular fees for manifests of goods.....	150,000
Post-offices and telegraph (gross).....	168,000
Tolls on bridges and roads.....	52,300
Licenses to India rubber producers.....	100,000
Licenses to miners.....	70,540
Stamps for documents, etc.....	229,548
Taxes on companies' profits.....	160,000
University fees.....	40,545
Succession dues.....	15,100
Police fines.....	16,017
Registered trade-marks.....	200
Subventions to Departments (States).....	334,678
Subvention from La Paz to railway.....	70,000
Extras and unspecified.....	107,842
Total.....	10,117,700

EXPENDITURES.	
For President, Vice-President, Prefects, etc., and office expenses.....	188,964
Ministers', employees', and office expenses.....	116,310
Accountancy.....	206,745
Payments, capital and interest, to creditors.....	929,658
Allowances to Senators and Deputies.....	136,198
Salaries and allowances to Ministers and Consuls.....	530,541
Railways, roads, bridges, waterworks, etc.....	1,375,937
National and Departmental war budget.....	2,748,943
Justice, prisons, and maintenance of prisoners.....	704,536
Education, school buildings, etc.....	546,485
Departmental police.....	336,254
Hospitals and public charities.....	160,003
Public worship, church buildings and repairs.....	280,108
Public buildings, printing, etc.....	175,766
Post-offices and telegraph.....	439,124

	Bolivianos.
Potosi mint	88, 270
Custom-house expenditure	324, 172
Immigration, statistical, and mining bureaus	65, 060
Inspection of banks	7, 000
Indemnifications and extraordinary expenses	121, 000
Pensions, etc	90, 520
Special assignments	128, 351
Subventions to Departments	280, 198
Total	9, 989, 153

ARBITRATION PROTOCOL WITH PERU.

At La Paz, on November 26, 1901, a protocol was signed submitting to arbitration pending questions between the two Republics of Bolivia and Peru. The parties signatory to this document were the Bolivian Minister of Foreign Affairs and the Minister of the Republic of Peru, residing in La Paz.

COMMERCE OF THE FISCAL YEAR 1901.

The Consul-General of Bolivia at New York has furnished the MONTHLY BULLETIN with some interesting data concerning the foreign commerce of the Republic of Bolivia during the year which ended June 30, 1901, compiled from a report which the Secretary of the Treasury submitted to the National Congress at its last regular session. This report shows that the total imports into Bolivian territory during the year referred to, not including goods which entered the Republic through the Territory of Acre, amounted to 13,500,000 *bolivianos*, while the exports, including those of the Territory of Acre, during the same period aggregated 35,000,000 *bolivianos*, or an excess of exports over imports of 22,000,000 *bolivianos*. The total value of the exports and imports during said year was 49,000,000 *bolivianos*.

The principal articles imported were as follows, valuations being expressed in *bolivianos*:

Cotton goods, 1,700,000; food stuffs, 1,500,000; woolen goods, 1,300,000; small wares and hardware, 800,000; wines and liquors, 600,000; ready-made clothing, 500,000.

The principal countries from which imports were received, in the order of their importance, with the amounts received in each, expressed in *bolivianos*, were:

Germany, 3,300,000; England, 2,300,000; Peru, 2,000,000; Argentine Republic (mainly cattle), 1,000,000; United States, 900,000; and France, 800,000.

The greater part of the importations from Peru and Chile are free of duty. The imports of Chilean products during the year were valued at 700,000 *bolivianos*. It is estimated that these commercial

franchises in favor of Peru and Chile reduce the customs receipts of Bolivia by at least half a million *bolivianos* annually, and at the same time almost completely shut out the competition of other countries in the foreign commerce of the Republic with regard to all those imported products which can easily and naturally be supplied by the two favored nations.

Bolivia exported during the year 1900 the following articles:

	Bolivianos.		Bolivianos.
Silver	13,000,000	Tin.....	8,000,000
Rubber	10,000,000	Copper	1,000,000

The receipts of the custom-houses of the Republic in 1900, not including those of the Territory of Acre, aggregated 4,038,486 *bolivianos*, or 748,485 *bolivianos* in excess of the budget. The receipts of the different custom-houses during the year 1900 were as follows:

	Bolivianos.		Bolivianos.
Antofagasta.....	2,221,580.94	Tarija	123,123.87
Arica	418,190.44	Puerto Suarez.....	143,859.54
La Paz.....	885,825.54	Villa Bella.....	111,973.85
Oruro	34,623.87		
Uyuni.....	87,076.51	Total	4,038,486.14
Tupiza.....	12,231.58		

The export tax on metals and minerals in 1900 yielded revenue as follows:

	Bolivianos.
Silver	421,540.10
Tin and bismuth.....	298,508.05
Copper	54,220.00
Total.....	774,268.15

The mining industry of Bolivia has always constituted one of the principal elements of wealth of the Republic. This industry is at present in a flourishing condition, and there is every reason to believe that it will continue to grow and prosper. The mining of copper, tin, and other ores increased considerably in 1900, as is shown by the large exportation of these products, the revenue derived by the Government from the same, and the number of mining concessions awarded. During the fiscal year 1899-1900 the mining concessions granted numbered 669, and covered an area of 15,295 hectares, while in the fiscal year 1900-1901 these permits numbered 1,172 and covered 31,315 hectares, or an increase of 503 permits and 16,020 hectares. Up to the year 1900, 119 concessions, embracing 596,480 hectares of land, were issued by the Bolivian Government, covering the mining of emeralds, coal, petroleum, peat, borax, calcite, sulphur, different salts, etc. In 1900, 56 concessions were granted for the exploitation of the above substances, covering an area of 471,744 hectares, all of which shows the immense natural resources of the country, and the important part these products are playing in the development of the Republic, affording at the same time a new source of governmental revenue.

During the last eighteen months Bolivia has made concessions to the following persons: JULIO M. TRIGO, for the manufacture of palm liquor; ANTONIO CAMPOVO, for polishing marble; ANGEL LOMBARD, for the transformation of hydraulic force of the Desaguadero River into electrical energy; GREGORIO SPALDING & Co., for improvements in rotary disk plows; and CESAR CABALLERO, for treatment of bismuth ores, oxides, and sulphides by chlorination, using in the process successive solutions of water, sulphuric acid, and salt. Negotiations are now being carried on for the establishment of a new system for treating gold, copper, and tin ores by the lixiviation process; for the manufacture of quinine by a new method; for the utilization of the fumes of furnaces as heat for the smelting of ores, and for the establishment of hat, cotton goods, and brick manufactories.

From July, 1899, to July, 1900, the Government granted rubber concessions covering 7,264 estradas in the Department of La Paz, 9,590 in Santa Cruz, and 500 in Cochabamba.

Bolivia exported the following products through the port of Antofagasta, Chile, in the year 1900:

Articles.	Weight.	Articles.	Weight.
	<i>Kilos.</i>		<i>Kilos.</i>
Sulphur.....	2,708	Wool.....	2,792
Antimony.....	1,080,757	Matico.....	1,853
Silver bars.....	211	Peanuts.....	902
Tin bars.....	11,671,118	Lead ores.....	308,017
Copper bars.....	88,386	Silver ore, loose, and in bags.....	36,718,235
Bismuth.....	84,663	Silver ores for the smelter at Antofagasta.....	37,742,097
Gaugue.....	520,575	Zinc ores.....	106,000
Borax.....	4,589,300	Copper ores.....	178,189
Tin waste.....	205,808	Tin ores.....	110,371
Coca.....	33,776	Silver and copper ores.....	38,024
Coffee.....	27,163	Galena ores.....	142,000
Cocoa.....	168	Galde or spotted ores.....	301,345
Vienna blankets.....	946	Silver and lead ores.....	153,500
Hides.....	288,005	Silver and tin ores.....	10,600
Goatskins.....	39,074	Silver bullion.....	2,166
Chinchilla furs.....	734	Peruvian bark.....	50,122
Old silver.....	236	Argentiferous sulphides.....	63,912
Slag.....	5,908,744	Sundry products.....	10,800
Cattle (219 head).....	109,500		
Rubber.....	1,164		

OPPORTUNITIES FOR THE ESTABLISHMENT OF ELECTRIC PLANTS.

"El Estado," the official organ of the Bolivian Government, in its issue of November 23, 1901, contains an interesting article concerning the opportunities for the establishment of electric plants in several of the principal cities of the Republic. The article in substance is as follows:

The cities of Sucre, La Paz, Cochabamba, and Potosi afford positive advantages for the establishment of electric-light plants operated by hydraulic motors. The first of these cities can utilize the currents of the Cachimayo River, which is but a short distance from the town;

the city of La Paz can use the Coqueyapu River, which flows through its center; the city of Cochabamba can utilize the waters of the Rocha River, and especially those of the Colomi River which, at a distance of 30 kilometers from the city has a fall of more than 100 meters; and the city of Potosi can use the waters of the neighboring lakes. The rights of the companies which may establish this class of industries are duly protected by law.

In 1888 an electric-light plant was established in La Paz, and the power house was located in the upper part of the city in order to utilize the currents of the river. The contract now in force between the municipal council and this company contains the following clauses:

The company agrees to light the city, using for this purpose 425 incandescent lamps of 16 candlepower each, and 8 arc lamps of 3,000 candlepower each. On moonlight nights the company furnishes no light to the city, and on other nights only until 1 o'clock in the morning. The municipal council pays an annual subsidy to the company of 26,000 *bolivianos*, payable monthly in advance. The duration of the present contract is eight years, five of which have already expired.

Should any company desire to utilize these natural elements for establishing tramways or any other industry, it should bear in mind that the decree of May 8, 1858, guarantees to the importers of machinery for any methods of manufacture or industry unknown before in the Republic an exclusive privilege for ten years. This term may be extended by legislative enactment.

The municipal governments pay subventions only for public service, leaving the companies free to contract with private individuals in such terms as they may deem most convenient.

The population of the aforesaid cities is as follows: Sucre, 20,907; La Paz, 46,000; Cochabamba, 21,896, and Potosí, 20,000.

In addition to the points already mentioned where water could be utilized as power, any responsible company with sufficient capital would have the right to select any other place for the establishment of its plant, with the privilege of extending its operations to other parts of the country, and a concession would be granted to such company permitting it to use the national waters, provided that, after generating power from the same, the waste waters be returned to the streams from which they were originally taken. Should the company desire to use private streams, it would have to contract with the owners thereof.

In case a joint stock company should be organized for the purposes mentioned, it would have to pay to the State 2 per cent per annum of its net profits. At the expiration of the concession, the Government could grant to other companies desiring to engage in the same line of business concessions equal to the original, and, all things being equal, no preference will be given to any particular company.

It should be borne in mind that the subvention of 26,000 *bolivianos* which the municipal government of La Paz pays to the electric-light company, could not, perhaps, be paid by other municipalities whose revenues are smaller.

Any interested person desiring further information and particulars regarding the subject may apply to Señor GUILLERMO SANJINÉS, chief clerk of the Department of the Interior, La Paz, Boliva.

STATISTICS OF INDEBTEDNESS.

The "Chilean Times" of October 23, 1901, gives the following figures relative to the indebtedness of the Republic of Bolivia, the total sum equaling only about one-third of the amount of the foreign commerce of the country in 1900, which, as stated in the MONTHLY BULLETIN for November, 1901, represented 49,001,804.45 *bolivianos*.

Foreign debt: Huanchaca Company, 2,207,032.65 *bolivianos*; Corocoro de Bolivia, 2,818,000 *bolivianos*; Minera de Oruro, 287,956.50 *bolivianos*; bonds of loan raised in 1867 in Chile, 1,238,841.60 *bolivianos*; total, 6,551,830.75 *bolivianos*. Up to 1899 the total of the amortized foreign debt aggregated 5,732,016.86 *bolivianos*.

The international debt amounts to 7,306,021.41 *bolivianos*, making, with the foreign debt, a total of 13,857,852.16 *bolivianos*.

TREATIES WITH THE UNITED STATES.

A dispatch dated La Paz, December 9, 1901, states that on the date named the National Congress of Bolivia approved two treaties with the United States. The first is an extradition treaty, while the second provides for the use of postal money orders between Bolivia and the United States.

DISCOVERY OF BORAX DEPOSITS.

Recent telegrams from Bolivia state that valuable deposits of borax have been discovered in that country. These deposits are located along the Mauri River on the boundary line with Peru.

NEW TRAMWAY.

The "Buenos Aires Handels-Zeitung" states that a tramway is being built in Cochabamba, which is to unite that city with Quillo-Collo. It is to be finished in one year. Besides that, another line, running to the provinces of Del Valle and Arami, is projected.

BRAZIL.

TRADE-MARK CONVENTION WITH THE ARGENTINE REPUBLIC.

On the 30th of October a convention for the protection of trade-marks was signed at Rio de Janeiro by Dr. MANOEL GOROSTIAGA, Argentine Minister to Brazil, and Dr. OLYNTHO DE MAGALHÃES, Minister of Foreign Relations of the Brazilian Republic.

By the terms of this agreement manufacturers and merchants in Brazil and the Argentine Republic who have registered trade-marks in their respective countries, in accordance with the regulations prescribed by law, may likewise register the same in the other country, provided they conform to the laws and regulations of the country in which the registration is effected.

The ratifications of the convention will be exchanged as soon as possible at Rio de Janeiro. The convention ceases to be in force six months from the date on which either of the high contracting parties shall notify the other of the desire to terminate the same.

FOREIGN COMMERCE DURING THE FIRST THREE MONTHS OF 1901.

According to the "Boletim do Servico de Estatistica Commercial," the total exports of Brazil for the first three months of the last year amounted to 255,495,868 *milreis*, while the imports for this period were valued at 71,682,900 *milreis*, showing a total volume of trade during the period under consideration of 277,178,768 *milreis*.

The classification of imports and exports for the first quarter of 1901 was as follows, the values being compared with those reported for the same period in 1900:

	1901.	1900.
EXPORTS.		
	<i>Milreis.</i>	<i>Milreis.</i>
Animals and animal products.....	6,803,336	1,559,286
Minerals and mineral products.....	3,846,631	5,537,752
Vegetable products.....	191,607,525	110,539,269
Specie.....	238,373	235,495
Total.....	205,495,868	117,871,802
IMPORTS.		
Raw material.....	13,127,398
Articles for use as materials in the manufactures and mechanic arts.....	5,936,983
Articles ready for consumption.....	22,517,563
Miscellaneous articles.....	28,572,384
Specie.....	1,498,572
Total.....	71,682,900

The following table gives the imports, by countries, during the first quarter of 1901:

EUROPE.		AMERICA.	
	Milreis.		Milreis.
Great Britain.....	18,062,442	Argentine Republic.....	10,295,773
Portugal.....	6,281,493	United States.....	6,743,313
Germany.....	5,785,699	Uruguay.....	5,842,503
France.....	5,602,981	Pern.....	341,887
British Possessions.....	3,155,566	Cuba.....	15,472
Italy.....	3,029,997	Paraguay.....	6,332
Belgium.....	1,715,444	Chile.....	2,859
Austria-Hungary.....	1,120,299	Imports whose origin is un-	
Norway and Sweden.....	653,165	known.....	59,713
Spain.....	465,467		
Switzerland.....	424,604	Total imports of mer-	
Holland.....	393,748	chandise.....	70,184,328
Denmark.....	150,310		
Russia.....	25,037		
Turkey.....	8,552		
Greece.....	1,672		

The total exports of coffee for the first three months of the present year amounted to 2,449,324 bags of 60 pounds each, compared with 1,871,014 bags for the same period of 1900.

THE CEMENT TRADE.

According to information sent by the Belgian Legation at Rio de Janeiro to the "Bulletin Commercial," of Brussels, on the trade of Brazil, and especially of Rio de Janeiro and the States of Minas Geraes, Espirito Santo, and Bahia, the annual imports of cement to Brazil are estimated at about 26,000,000 kilograms.

The national cement industry is very little developed, the only factory of any importance being that of Radovalho, in the State of São Paulo.

The consumption of cement is considerable in Brazil, where its employment is general, as it is used for sidewalks, inside courtyards, steps, corridors, etc. The sale of this product is generally made in 90 days' time with 2 per cent discount.

Important improvements in drainage, electric lighting, electric traction, the building of wharfs, etc., are soon to be commenced in the principal cities of the country, including, among others, Rio de Janeiro, São Paulo, Bahia, Pernambuco, Belém, Pará, and Manãos, and the demand for cement will therefore undoubtedly increase.

During the year 1900 the imports of cement at Rio de Janeiro were as follows, in barrels: From Belgium, 122,387; Germany, 17,144; England, 3,924; France, 818; other countries, 424.

According to information recently published by the "Diario Oficial," the total Brazilian imports of cement during the first six

months of 1901 were 12,743,096 kilograms, and during the month of June alone 3,064,697 kilograms.

The import duties are fixed as follows by the customs tariff of 1897, which is still in force:

Roman or Portland cement, or others, rough or powdered, 20 *reis* per kilogram; the tare is 10 per cent in barrels or cases; in bags, net gross weight. Square cement tiles, plain or colored, called mosaics, with or without incrustations of marble, per square meter, 3,200 *reis*, tare the same as for cement.

There are no importing houses of cement in the State of Minas Geraes. The cement is introduced through the importers at Rio de Janeiro. No one brand enjoys absolute preference. The dealers buy from those who offer the greatest advantages in respect to price and credit. There are no statistics on the quantities and qualities imported by this State. The figures showing the imports at Bello Horizonte (capital of the State) for seven and one-half months, or from March 1 to October 14, 1901, give a total of 1,300 barrels. Up to the latter date cement was sold at retail at from 20 to 21.50 *milreis* per barrel. The brand most in demand (because it is cheapest) is the "Black Eagle."

It is difficult, through lack of statistics, to determine the quality of cement entering the State of São Paulo. An idea of the importance of the consumption can be gained from the fact that not only the city of São Paulo, but also most of the cities of this State are now constructing sewers for which large quantities of cement are employed. Sidewalks, courtyards, steps, and corridors are all made of cement. The sources of supply are Belgium, Germany (Germania brand), England (Portland brand), and France (Boulogne). Quick-setting cements of first quality are almost always demanded.

Several attempts have been made to produce cement in the State of São Paulo. The Radovalho factory makes a very excellent cement, but in small quantities. There are not enough quarries for this industry to develop to any great extent.

In the State of Bahia the use of cement is general for building and canalization, but the importation of cement has diminished on account of the financial conditions. In 1900 the imports were as follows, in barrels: From Hamburg, 8,155; Antwerp, 3,925; London, 2,200; Liverpool, 250. Up to January 15, 1901, the port of Hamburg alone sent 2,549 barrels of cement.

Cement of medium quality is preferred, of a resisting force at a tension of 25 kilograms after seven days and 40 kilograms after twenty-eight days per square centimeter.

The consumption of cement in the State of Espirito Santo is relatively very small. The annual importation of the entire State is estimated at from 3,500 to 4,000 barrels. However, with the improvement of

the economic and financial situation the revival in public and private works will give rise to a large increase in consumption. The German brands predominate. It is the same with cement as with the greater part of the German articles consumed in Victoria. The preference is imposed on account of facilities of maritime transportation, certain lines from Hamburg stopping at this port. The freight question is the most important, for, if sent by steamer, transportation costs almost twice the original price of the merchandise. As a proof of this it is stated that even from the United States cement is received every time a sailing vessel coming from New York stops at Victoria.

TOTAL NATIONAL DEBT.

A correspondent of the "South American Journal," under date of October 22, 1901, states that the report of the Minister of Finance of Brazil, recently published, gives figures which show the amount and classification of the national debt. From this the MONTHLY BULLETIN obtains the appended figures, which it reduces to United States valuations.

The foreign debt (funded) on January 1, 1901, was classified as under:

Four and one-half per cent of 1883, £3,267,300; 4½ per cent of 1888, £4,823,300; 4 per cent of 1889, £18,388,200; 5 per cent of 1895, £7,331,600; Western of Minas Railway bonds, £3,388,100; fundings, 5 per cent, £7,198,476; total, £44,396,976; increase for the year, £2,369,595. (This total, reduced to United States currency values, is about \$216,057,884.) To provide for the service of the foreign debt, which was renewed on July 1, 1901, the sum of £2,034,257 (\$9,899,712) was remitted to the Government agents in London.

The figures regarding the internal funded floating debt are brought up to March 31, 1901, the classifications being as follows:

Payable in gold: Six per cent of 1868, 6,710,000 *milreis*; 4½ per cent of 1879, usually included in foreign debt, 20,549,000 *milreis*; total, 27,259,000 *milreis*; decrease for year, 517,500 *milreis*. (Valuing the *milreis* at 54.6 cents United States gold, this represents a total of \$14,883,414.)

Payable in paper: Five per cent perpetual annuities, 483,400,100 *milreis*; 4 per cent perpetual annuities, 119,600 *milreis*; 6 per cent loan of 1897, 60,000,000 *milreis*; sundry inscribed debts previous to 1827, etc., 306,937 *milreis*; total, 543,826,637 *milreis*. (At a valuation of 15 cents United States gold per *milreis*, this represents a total of about \$81,573,996.)

The floating debt is classified as follows: Treasury bills, 17,500 *milreis*; savings banks deposits, 117,840,856 *milreis*; "Mots de piété," 143,633 *milreis*; total 165,577,335 *milreis*; decrease for the year,

13,832,341 *milreis*. (This total debt, at 15 cents gold per *milreis*, represents a valuation of \$24,836,603.)

Paper money in circulation, 689,000,000 *milreis* (\$103,350,000); decrease for the year, 36,706,000 *milreis*.

The total amount of the funded currency debt, floating debt, and paper money in circulation are added together to show that the total currency debt is 1,398,403,972 *milreis* (paper), or, stated in United States currency, at 15 cents per paper *milreis*, \$209,760,595.

Adding to the above the foreign funded debt and the internal gold funded debt, the total debt of the Republic, expressed in gold of the United States, is found to be \$440,701,893.

CONDITION OF THE COFFEE MARKET.

In the course of a report to the Department of State at Washington, the Consul-General of the United States at Rio de Janeiro says that the coffee trade of Brazil is undergoing a very healthy change. Forced by small profits, dealers and planters are combining against the unnecessary expenses with which the trade has heretofore been encumbered, hardly noticeable when profits were enormous, but very onerous since the conditions of the market have become precarious through overproduction. Heretofore the planters have shipped their coffee to the "commissarios," on whom they were more or less dependent financially, and who supplied the wholesale dealers, the latter in turn selling to the exporters. The tendency at present is toward the abolition of the middlemen, and the principal exporters have commenced to deal with planters directly, thus effecting a saving of expense, time, and friction, while the producer and consumer are also benefited.

United States firms, which have heretofore been obliged to deal with privileged warehouses, have recently acquired abundant storage facilities with water front and dock privileges, whereby the hauling and docking expenses have been considerably diminished. Reports cabled by reliable houses, on November 12, 1901, both to the United States and Europe, state that the growing coffee crop (to be marketed after July 1, 1902) has been badly damaged by drought. They estimate the probable yield of the present crop at 7,500,000 bags—2,500,000 for Rio, 4,000,000 for Santos, and about 1,000,000 for the various other ports—this being about half the quantity of last year's harvest. A more recent report states that the crop will be 10,000,000 bags at the lowest estimate.

The Consul-General states that more detailed figures would be obtained when the Association of Factors (composed of the principal "commissarios" and wholesale dealers of Brazil) meet and compare notes, which they were to have done about December 1, 1901. Coffee prices have recently taken a sharp turn upward, and speculators have profited extensively by the situation thus created. As, on account of

the overproduction of recent years, a large surplus of coffee is stored in the principal markets of the world, it is doubtful whether a considerable advance in medium grades of coffee can be maintained.

ARBITRATION TREATY WITH GREAT BRITAIN.

On November 6, 1901, a treaty for the arbitration of the boundary dispute between Brazil and British Guiana was signed in London by the Brazilian Minister, Dr. JOAQUIM NABUCO, and Lord LANDSDOWNE. The ratifications of the treaty will shortly be exchanged at Rio de Janeiro.

REPORTS OF GOLD MINING COMPANIES.

The report of the St. John d'El Rey Mining Company for the six months ending August 31, 1901, was made public at a meeting of the directors of the company in London on December 5, 1901. The quantity of mineral taken from the mine (Morro Velho) during the six months was 80,487 tons, against 77,872 tons mined in the same period of 1900. Owing to the diminished yield of pure gold per ton, the profit for the half year was only £41,693, or a reduction of £28,000 from the profits of the same period in 1900. The mineral averaged 33s. 5d. pure gold per ton in the six months of 1901 covered by the report against an average of 42s. 6d. a ton in the corresponding period of the previous year.

The tenth ordinary meeting of the shareholders in the Ouro Preto Gold Mines, of Brazil, Limited, was held in London in December. The auditor's report showed that the operations of the company had yielded a profit of £5,107 4s. 5d., which is an amount considerably less than the earnings of the previous twelve months. The decrease was due to the rise in exchange. The quantity of ore crushed was 64,082 tons, as compared with 65,644 tons during the previous year. The value of the gold produced in 1901 was £87,037 10s., as compared with £88,247 2s. 7d. in 1900.

THE TOBACCO INDUSTRY OF BAHIA.

The British Consul at Bahia states that the tobacco trade is undoubtedly the most important industry in Bahia. The quantity of the last crop exceeded that of the preceding year, but the quality was not equal to that formerly produced. The bulk of the shipments went to Germany (two-thirds to Bremen and the remainder to Hamburg) and all the "mangote" (a coarse twist of oily tobacco) was sent to Bavaria, where it is manufactured into snuff.

Leaf tobacco is sorted in Brazil into from six to twelve classes, according to quality, previous to being exported. The trade is practi-

cally controlled by fourteen firms, eight of which are German, and the others Brazilian or Portuguese. The German firms are the most important, and work with their Bremen houses on a system of joint profits and loss. Germany supplies not only the necessary capital, but also the workmen, who arrive in Brazil as junior clerks, after serving an apprenticeship at home, where they acquire a knowledge of the tobacco traffic, the requirements of buyers, and also a rudimentary knowledge of the Portuguese language. Later these men travel into the interior of Brazil to purchase crops, and thus make the personal acquaintance of the planters. In the course of time they either open business establishments of their own or become interested partners in the firms which originally sent them out.

The crops are often purchased when barely out of the ground and are paid for at once, so that the transaction commences with a great element of risk, which is increased by the fluctuating valuations of the *milreis*. Large sums are made in the tobacco trade, but the losses are proportionate to the gains, and in 1900 were heavy owing to the poor quality of the product and the greater quantity available for export, and also to the steady rise in exchange.

THE CORK INDUSTRY.

A recent issue of the "Revista Agricola" calls attention to the great wealth of suberous plants in Brazil. Some of these trees, such as the *Conarus Suberosa*, yields an abundance of cork. Although the cork bark stripped from these plants is not in large sheets, such as are obtained from the cork trees of the Old World, it serves perfectly for the manufacture of cork bricks and linoleum. Attention is called to the fact that but little capital is needed for the exploitation of this industry, as it is only necessary to remove the bark from the tree previously to its industrial use.

RECEIPTS OF SUGAR AND COTTON AT PERNAMBUCO.

The receipts of sugar and cotton at Pernambuco during the ten years beginning with 1891-92 and ending with 1900-1901 were as follows, according to the State statistics, the figures representing bags in the case of sugar and bales in that of cotton:

Year.	Sugar.	Cotton.	Year.	Sugar.	Cotton.
1891-92.....	1,835,355	167,990	1896-97.....	1,488,106	169,867
1892-93.....	1,776,259	312,112	1897-98.....	1,758,421	240,572
1893-94.....	2,587,933	312,258	1898-99.....	1,461,980	135,579
1894-95.....	2,777,415	193,667	1899-1900.....	1,712,826	289,826
1895-96.....	2,062,568	172,427	1900-1901.....	1,974,013	158,925

FOREIGN POPULATION IN RIO DE JANEIRO.

According to statistics prepared by the German Consul-General at Rio de Janeiro, there are at the present time 2,705,000 foreigners in Brazil, distributed, according to nationality, as follows:

Italians, 1,300,000; Portuguese, 800,000; Germans, 300,000; Spanish, 100,000; Poles, 80,000; French, 10,000; English, 5,000; North Americans, 500; other nationalities, 110,000.

SOURCE OF THE JAVARY.

Dr. CRULS, Director of the Observatory at Rio de Janeiro, and Chief of the Brazilian Commission appointed to verify, in concert with a Bolivian Commission, the position of the source of the Javary River, the left branch of the Amazon, has returned to Manãos with his assistants, after having successfully completed his mission. The Commission discovered the existence, in south latitude $7^{\circ} 1' 22''$, of a branch of the Javary hitherto unknown.

COTTON CROP OF SÃO PAULO.

The Department of Agriculture of the State of São Paulo announces that the last cotton crop of the district of Tatuhy amounted in the aggregate to 120,000 *arrobas*. The next crop, now in the field, is expected to exceed that amount, and is estimated, from present indications, at from 150,000 to 180,000 *arrobas*. The Brazilian *arroba* is 32.38 pounds, so that 3,885,600 pounds represents the last crop of the district, while the present growing crop is approximately 4,857,000 pounds.

MINING NOTES.

The "Diario do Maranhão" states that Dr. WILLIAM VAN LINDE, a mining expert representing an American syndicate, is prospecting for gold in the northern part of the States of Maranhão and Pará. Dr. VAN LINDE declares that gold is found in abundance in these States, the mining property of Montes Aneos being especially valuable.

The "Minas Geraes" states that the Morro da Mina Company recently acquired the mining property of the firm of Francisco Arthur & Co., which was organized for the exploitation of manganese and other minerals in the State of Minas Geraes. The new company has a capital of 1,000 *contos*, and is already working an immense deposit of manganese situated on the plantation of Olaria, at Queluz. It is also stated that two English mining engineers are at present examining different auriferous mines of the same State in behalf of a powerful London syndicate.

MISCELLANEOUS NOTES.

The value of the paper *milreis*, nominally worth 54.6 cents (gold), but which in recent years has depreciated to 12 cents, has by a recent contraction of the circulating medium been advanced to a valuation of 23 cents. This enormous appreciation in value has been effected within the short space of a few months.

A company with a capital of 1,800,000 *frances* has been incorporated in Paris for the purpose of purchasing the sugar factories and plantations of Lorena, in the State of São Paulo, which are now under the management of M. DUMOULIN.

The Agricultural Congress which was recently held in Rio de Janeiro adjourned on October 14, 1901, and it is reported that 95 resolutions on various subjects relating to the agricultural interests of the country were adopted.

A concession for the construction of a railway from Guxapé, in the district of Passos, to the left bank of the Rio Grande has been ratified by the Government of the State of Minas Geraes. The concession is for a term of fifty years.

The São Paulo State Government has been empowered by the Legislature to expend 60,687 *milreis* in the construction of a tramway between Piracicaba and the agricultural college of Luiz de Queiroz.

Recent advices from Porto Alegre state that work has been begun on the section of the Porto Alegre and Uruguayana Railway which extends from Cacequy to Qulanduhy.

Large numbers of Japanese colonists, comprising at least 800 families, are shortly to be established on the San Monica plantations near Mendes.

Telephone communication has been established between Aracaju, capital of the State of Sergipe, and the cities of Alagoas and Pilar.

 CHILE.

THE PULCAYO SILVER MINE.

In a "Boletín" of the National Mining Society of Chile, Mr. C. G. AVALOS describes the Pulcayo silver mine, which, in 1900, is said to have furnished about 5 per cent of the world's supply of silver. This is the mine which gave rise to the famous Huanchaca Company, the latter being properly the name of the amalgamation works near the mine. The company now controlling the mines dates its existence from the year 1873, since which time it has produced an aggregate of 3,660 tons of the precious metal. The extension of the underground

workings of the mine is determined by a level 2,350 meters (2,542 yards) in length and 750 meters (2,461 feet) in vertical depth. Of recent years considerable difficulty has been occasioned by the enormous quantity of water encountered in the deeper workings. Further sources of difficulty in developing the resources of the mines are the high temperature of the water and the amount of carbonic acid held in solution by it.

SUCCESS OF THE NITRATE TRUST.

The "Engineering and Mining Journal," of New York, notes that one combination (trust) which seems to have had satisfactory results so far is that of the producers of nitrate of soda in Chile. The associated companies agreed at the outset on a reduction of 10 per cent in the annual output, which had been in excess of the demand; also upon an increase of about 25 per cent in price. This they have been able to maintain, as consumption appears to be increasing both in Europe and the United States. An accompanying circumstance which has favored the plans of the combination is the decline in ocean freight rates from the west coast of South America to American and European ports, being at present from 25 to 30 per cent lower than those of a year ago. The companies have thus far succeeded in placing contracts for 1902 at satisfactory prices, while stockholders are being favored with unaccustomed dividends. Efforts will be continued by the combination to extend the use of nitrate.

EXPEDITION TO LAND'S END.

The "Prensa," of Buenos Avres, recently published a very interesting account of the expedition sent to Cape Horn by Chile with the object of selecting a site for a light-house, which it is proposed to construct upon Land's End, the southernmost point of South America. Contrary to the experience of all previous expeditions, the surveying ship reports most delightful weather in the vicinity of the Cape, with calm, bright days. A fine bay was discovered in the vicinity of the Cape, which is described as being one of the best of natural harbors. This discovery and the proposed placing of a light-house in the locality named is of great importance to navigators.

LAUNCHING OF THE FIRST IRON SHIP.

The launch of the first iron steamer constructed in Chile took place on November 24, 1901, at Valparaiso. The ceremonies incident to the launching were participated in by the President, the Federal authorities, and a large assemblage of citizens. The entire ship, from keel to truck, was of domestic construction.

EXTINCTION OF THE CHINCHILLA.

The Belgian mission at Santiago, Chile, reports that the attention of the authorities has for some time been called to the impending destruction of the chinchilla in the northern Provinces of Chile. However, no measures have as yet been taken for the preservation of this valuable fur-bearing animal, which has almost entirely disappeared from the neighboring Republic of Bolivia, in spite of the laws enacted for its preservation.

During the last three years, according to figures taken from the Chilean customs reports, the number of animals killed has risen enormously. For instance, in 1898 341,436 pelts were exported; in 1899, 435,906, and in 1900, 695,316. If to this total the domestic consumption (as well as the large number of pelts sent through the postal-parcels service) is added, the figures are appalling. The value of the 695,316 pelts exported in 1900 must have reached a sum approximating 2,000,000 *pesos*.

This state of affairs has aroused the "Chilean Scientific Society," which has recently urged the great necessity of regulating chinchilla hunting, if the complete disappearance of this rodent is to be prevented. The society has sent to all the communes of the northern Provinces a draft regulation, taking as a basis section 3 of article 26 of the municipal law, which contains especially the following propositions:

1. The absolute prevention of chinchilla hunting for four or six years in all the communes where the extinction of this animal is imminent.
2. The authorization of chinchilla hunting only from April 1 to September 30 of each year in the communes where the animals still exist in large numbers.
3. The forbidding of the use of dogs, fire, firearms, lances, harpoons, and guillotine traps in chinchilla hunting, the forbidding of the destruction of the burrows, and, finally, to allow only the use of such traps as will capture the animals alive.
4. The forbidding of the sale of skins measuring less than 26 centimeters from the neck to the root of the tail.
5. The punishment of violators of the stipulations of the preceding articles, by a fine of 40 *pesos* for each offense, according to article 27 of Chapter I on municipal laws.

If these measures are enacted, as seems probable, the price of chinchilla fur will greatly increase. The heaviest exports of chinchilla are sent to France, the United States, England, and Germany, principally through the port of Coquimbo.

MISCELLANEOUS NOTES.

The Chilean Legation in London informed the Government at Valparaiso that a commission of English engineers appointed by the British Government to study, from personal examination, the Chilean-Argentine boundary question, were proceeding to Chile. The Chilean Boundary Commissioners were instructed by the Government to make all necessary preparation for the reception of the engineers.

As an outcome of the Latin-Medico Congress, held in Santiago in January, 1901, an Anti-Tuberculosis League was founded in that city in September. A large number of persons die annually in Chile from tuberculous diseases, and measures are being taken to combat an increase. The League at Santiago was the first society formed for the purpose.

The "Chilean Times," in its issue for September 11, 1901, stated that the Government had accepted the offer of NICOLAS VICUÑA and FÉLIX A. LAMAS to settle 1,000 families of foreign immigrants in the Territory of Magellan. The time to which the contract is limited is eight years.

The Chilean Minister to Berlin has informed his Government that machinery for the manufacture of 8 tons of sulphuric acid daily is being constructed in that city for the Sociedad Chilena de Fundiciones. It is to be shipped to Guayaquil.

During the year 1901 the purchases of coal for the State railways have amounted to 180,000 tons, of which 105,000 tons represent domestic and 75,000 tons foreign coal.

In the estimates of the Ministry of Industry there is an item providing for the establishment of a mining school at Antofagasta, for which an appropriation of \$12,000 is required.

The German Consul in Chile reports that the number of Germans living in that Republic is 6,132, of whom about one-half are in the District Concepción, 1,200 in Valparaiso, and 1,000 in Santiago.

COLOMBIA.**BLAST FURNACES IN THE REPUBLIC.**

A correspondent of the "Bulletin of the American Iron and Steel Association" recently contributed to that journal information respecting three blast furnaces which have been built in Colombia. One is called the Ferreria de Samaca, in the Department of Boyaca. It is stated that the constructing company built the furnace with the idea of using coke as fuel and imported a good deal of machinery, but as

the operators were not experienced in iron working, their first difficulties discouraged further efforts, and now the furnace is not running. It is stated that there is good coal and ore in the vicinity.

Another company is called the Ferreria de Pacho, and the works are situated 12 leagues from Bogotá, the property being owned by Mr. ANIBAL CURREA. The furnace built at this point was destined for charcoal fuel, and a rolling mill and foundry were built in connection with it. The writer states that ores are very good in the neighborhood, but that work is suspended at present.

The third plant is the only one which is now making iron in Colombia. The company is the Ferreria de la Pradera, owned by PABLO and JULIO BARRIGA. It is situated 8 leagues distant from Bogotá, 4 leagues from the Sabana Railroad, and 3 leagues from the Northern Railroad (Ferrocarri del Norte). This plant is said to consist of a coke blast furnace capable of producing from 30 to 40 tons of iron per day, several puddling furnaces, steam hammers, and trains of rolls for turning out rails, plates, and light shapes. A machine shop is also connected with the works, and it is the intention of the company, later on, to engage in the manufacture of steel, as the ores are considered to be adapted to the production of that metal. Large deposits of iron, limestone, manganese, clay, etc., are said to exist at from 4 to 5 kilometers from the works.

HAITI.

THE COFFEE INDUSTRY.

The Belgian Consul-General for the Antilles recently made a report to his Government respecting the coffee industry of the Republic, of which the following is a partial translation:

The coffee plantations in Haiti at the present time cover an area of 50,000 hectares (125,500 acres). The plant was introduced into the country about 1715, and its cultivation soon made considerable progress. There are few regions known to agriculturists which combine to a greater degree the essential conditions for the culture of coffee, which are fertility of soil, warmth, moisture, and general conditions. The hills, rising to a height of from 1,300 to 1,600 feet, are said to be particularly adapted to the growing of the plant.

The following statement shows the number of pounds of coffee exported from the Republic during the years named:

1894-95	75,371,865	1897-98	67,437,593
1895-96	47,643,451	1898-99	61,622,184
1896-97	73,057,397	1899-1900	72,122,781

There is an export duty of \$3.86 $\frac{2}{3}$ per hundredweight levied on all coffee sent out of the Republic.

MEXICO.

FOREIGN COMMERCE IN JULY, AUGUST, AND SEPTEMBER, 1901.

The Bureau of Statistics of the Mexican Government has just published some interesting data showing the importations and exportations of the Republic during the first three months of the fiscal year 1901-2, as compared with the commerce during the same period in 1900-1901. The following tables show the value of the imports and exports referred to during the periods mentioned :

Imports.	1901-2.	1900-1901.	1901-2, gain (+) or loss (-).
	<i>Pesos.</i>	<i>Pesos.</i>	<i>Pesos.</i>
Animal products	94,203.79	1,141,899.28	- 200,695.49
Vegetable products.....	1,867,532.82	2,072,394.23	- 204,861.41
Mineral products.....	3,389,639.06	3,893,826.09	- 504,187.03
Textile products.....	2,048,631.95	2,703,240.83	- 654,608.88
Chemical and pharmaceutical products.....	580,971.59	592,978.54	- 12,006.95
Spirits and beverages.....	568,670.38	685,894.03	- 117,223.65
Paper and paper products.....	456,166.46	511,118.85	- 87,952.39
Machinery and apparatus.....	1,585,622.54	2,479,101.26	- 893,478.72
Vehicles.....	216,071.35	323,687.56	- 78,615.61
Arms and explosives.....	271,147.71	329,170.17	- 58,022.46
Miscellaneous.....	382,040.73	367,330.82	+ 14,709.91
Total	12,347,701.98	15,131,641.66	- 2,786,939.68
EXPORTS.			
Mineral products.....	18,484,556.85	25,015,184.76	- 6,530,627.91
Other products.....	15,684,137.51	13,377,142.49	+ 2,306,995.05
Total	34,168,694.39	38,392,327.25	- 4,223,632.86

THE COTTON-GOODS TRADE.

A report on the trade of Mexico, recently published in the "British Trade Journal," relates principally to the cotton-goods trade of the Republic, and states that less than fifty years ago the greater part of the trade of Mexico in this commodity was carried on through British houses. British trade was also in a fairly flourishing condition, so far as Mexico was concerned, as late as 1872-3, but from the date of the opening of the Mexican Central and Mexican National railways, United States manufacturers have yearly increased their interests in the cotton trade of the country. Speaking of conditions generally, the report says that British trade is at present confined to a few agencies (there being no important commercial establishments) which undertake the execution of orders by means of samples and catalogues.

With particular reference to the trade in cotton goods, it is said that imports of this class of merchandise show a very great falling off both in quantity and value. In 1900 the quantity of square yards imported was 42,599,263, as against 49,029,863 in 1899, while the values for the two years were £728,867 and £741,556, respectively. The decrease

appears to have been principally in cotton prints under 30 threads, as in the year under consideration the number of square yards imported only reached a total of 15,374,634, as against 21,459,474 in 1899 and 17,203,118 in 1898. It is in this particular section that the United Kingdom has the greatest competition, not only from the produce of native manufactories but also from the United States. The production of cotton goods in the piece in 1900 was 11,802,986 pieces, as against 10,782,349 pieces in 1899, and represents an increase of nearly 9½ per cent over the production of the preceding year. In the returns published for December 31, 1900, the number of cotton mills paying taxes to the Government is given at 149, of which 15 were not working, while on the same date in 1899 the number was 137, 10 of which were closed for repairs or improvements. This increase in the number of mills and the consequent output has had its effect upon the importing market and has produced a stagnation in the operations connected with this industry.

The stocks on hand, whether imported or of domestic manufacture, are greater than the demand, and the result is that several factories have had to work shorter hours or else close entirely. This state of affairs will of necessity continue until the surplus has been consumed, and foreign importations will decline in proportion to the increase of the native output. The system now adopted by many of the factories is to have the piece folded in the same manner as the foreign, and by putting on a label in English it is very difficult for a person not an expert to distinguish between them, especially as the patterns employed are very similar. The retail prices range from 8 cents to about 15 cents per meter. In addition to the piece goods the factories of the Republic produced, in 1900, 4,256,529 pounds of cotton yarn, used almost entirely in the manufacture of cotton "rebozos," or shawls, used by the women of all classes and varying in price, according to the quality, from \$1.25 to \$50 each.

BELGIAN COMMERCE WITH THE REPUBLIC.

The Belgian legation at Mexico City reports that the exports of Belgian products to Mexico during the year 1900 amounted to the total sum of 902,370 *pesos*.

Belgium occupies the sixth place in the statistical table and comes immediately after Spain, which sent to Mexico during this same period merchandise representing a value of 2,887,145 *pesos*. Mexican exports to Belgium reached a value, during the same year, of 3,285,778 *pesos*.

This report says that the total imports of Mexico during 1900 were as follows, in *pesos*: United States, 33,880,180; Great Britain, 10,766,074; Germany, 7,249,506; France, 6,955,967; Spain, 2,887,145; Belgium, 902,370; Italy, 575,528; Austria-Hungary, 448,977; other countries, 1,746,960.

The principal products which Belgium still exports with success to Mexico are the following:

Articles.	Quantity.	Value.
	<i>Kilos.</i>	<i>Francs.</i>
Stearine	465, 210	80, 927
Rails.....	3, 165, 247	161, 833
Cross-ties.....	2, 497, 150	101, 675
Cements.....	5, 169, 531	50, 904
Window glass and other glassware.....	847, 920	44, 929

The legation states that the competition of American industrial products with similar Belgian products is becoming more marked every day. In consequence of the establishment and development of United States colonies and United States interests in Mexico, the building methods in use in that country are spreading all over the country, to the detriment of the foreign models. They are adopted even by the natives of Mexico, and very often, when orders are given to the Belgian factories, efforts are made to restrict them to models similar to United States plans. For this reason several contracts about to be concluded have been awarded to other foreign establishments, as the Belgian builders refuse to alter their styles.

UNITED STATES COMPETITION.

It is stated, also, that United States competition in metals, machinery, etc., is daily becoming stronger in Mexico, and European manufactories are finding great difficulty in obtaining orders in the north of the Republic on account of the proximity of the United States. It is only in the southern part of Mexico that Belgian manufacturers stand any chances for their goods to be taken.

This report says that the greater part of the American engineers and capitalists are establishing themselves in the northern part of Mexico, and they are rapidly monopolizing its industry and commerce.

Only the lack of communication and capital has prevented the full development of Sonora, for the rare and more important metals, including gold, silver, copper, iron, antimony, and mercury, are to be found in this State in abundance. The district of Cananea, for example, produces more copper than all the rest of the country.

The cultivation of oranges, a comparatively new industry, is developing rapidly in the same State. This year (1901) the yield in the district of Hermosillo alone will include 400 carloads destined to the United States. This figure only relates to the early oranges, which are shipped before the oranges of northern California are gathered. The other districts will furnish in addition about 200 carloads for the United States markets. Orange plantations are increasing every year,

and little by little the Mexicans are adopting United States methods of cultivation and care in shipping the fruit.

The cultivation of sugar cane continues to develop in Mexico, especially in the States of Vera Cruz, Tamaulipas, and Jalisco. The importation of machinery for the sugar factories is also increasing. At the end of October it had already reached a value of 1,200,000 *pesos*, and it is expected that the result of the entire year will exceed this amount by nearly 100,000 Mexican *pesos*.

RAILWAY WAREHOUSES AT PROGRESO.

The Merida and Valladolid Railway, with its extension from Merida to the port of Progreso, according to the "Mexican Herald," has obtained a concession from the Federal Government to establish warehouses at Progreso, where foreign merchandise may be exchanged and stored until the customs duties are paid. The capital is fixed at \$1,000,000, with power to increase the same if desired. The railway company has deposited \$100,000 in bonds of the 3 per cent interior debt in the Federal treasury. The company enjoys exemption from taxes and the emoluments of certain franchises during the term of twenty-five years. The concession is for forty years.

POSTAL ARRANGEMENTS.

The Mexican Government has notified the Post-Office Department at Washington that it desires that the customs duties chargeable on articles sent by mail from the United States for delivery to addresses in the City of Mexico shall hereafter be assessed at Nuevo Laredo, Mexico. Instructions to forward all such mail to Nuevo Laredo have accordingly been issued by the Post-Office Department of the United States to all railway post-offices authorized to exchange mails with post-offices in Mexico.

FREIGHT TRANSPORTATION ON MINING RAILWAYS.

The Chihuahua Mining Company, according to the "Chihuahua Enterprise," secured a concession from the Mexican Government about December 1, 1901, authorizing the transportation of freight other than the products of its mines over its railway line. This road has been in operation over ten years, but, until the time of the granting of the concession in reference, had not been able to collect tariff rates of any character, thus preventing the possibility of assisting other mining companies in the San Domingo district. The concession granted, however, limits transportation to the carriage of freight and prohibits passenger travel.

SALE OF MINING PROPERTIES.

The "Mexican Herald" of December 1, 1901, reported the purchase by a United States syndicate of valuable metallurgical and mining properties, known as the San José and San Francisco mines, at Zimipán, in the State of Hidalgo. Señor JOSÉ ROSEVEAR is said to have received therefor the sum of \$600,000. Modern machinery is to be installed in the mines, which will permit their exploitation on an extensive scale, while smelters will be erected in the near vicinity.

GEMS AND PRECIOUS STONES.

The only precious stone that is mined systematically in Mexico is the opal; the *tecali*, or Mexican onyx, forming the only ornamental stone whose exploitation is carried on. Rosolite or pink garnet is found to some extent in one locality in the State of Morelos, and pyropes, or Bohemian garnets, are gathered by Comanche Indians in the State of Chihuahua. Topaz occurs at some points, and beautiful amethysts are to be found at Guanajuato.

Semiprecious stones of Mexico include the *chalchihuitl* of the Aztecs, once supposed to be turquoise but now properly identified with jade, also a species of amethyst and obsidian, or volcanic glass, both of which were used to a great extent by the ancient inhabitants of the country.

The demand for Mexican onyx, according to "Mexico Moderno," is increasing in the United States, preference being given to the products of Oaxaca, Tehuantepec, and Tehuacan mines, in the order named.

COAL MINES AT ESPERANZA.

The "Mexican Herald" reports that the coal mines at Esperanza, in the State of Coahuila, are producing 1,200 tons of coal and 250 tons of coke daily. The quality of the fuel is said to be such that the demand is greater than the present operating facilities will supply; consequently the company in charge is extending its system of works to the point of producing 5,000 tons of coal and from 800 to 1,000 tons of coke each day. These mines are the property of the Conquista Coal Company, with offices in New York, while the general superintendent's office is at Esperanza.

The same company owns coal mines at Conquista, 4 kilometers distant, where a considerable quantity of coal is produced. The mines are connected with Baroteran Station, 143 kilometers from Ciudad Porfirio Diaz, on the International Railroad, by the Conquista Coal Railway, which is 14 kilometers in length. The town of Esperanza was created by the opening of the mines in its vicinity, and now has a population of 6,000 souls and is furnished with broad streets and open parks.

MINING DEVELOPMENT.

The production of the Mexican silver mines, says the "Bulletin Commercial," of Brussels, in the course of an article on Mexico, will probably be larger this year than it has ever been. While the mining industry is no longer profitable in the Central States, formerly so famous for their wealth, it has developed extraordinarily in the northern part of the Republic, especially in the State of Chihuahua. The mining camp of Parral, which is situated here, is, it is said, destined to become the most important one on the entire American continent.

The exportation of mineral products, consisting almost exclusively of gold and silver metal and ores, reached a value of 91,000,000 silver *pesos* during the first eleven months of the fiscal year 1900-1901 (July 1, 1900, to May 31, 1901), while the total value of the products exported from Mexico during this same period reached 137,000,000 silver *pesos*. Mining products figure for more than 65 per cent of the total exports.

The value of the imports during the same period rose to 59,000,000 gold *pesos*, or, at the average rate of exchange, 120,000,000 silver *pesos*.

Many of these mines belong to foreign companies, so that the value of the silver ore and ingots exported does not entirely remain in Mexico, but goes beyond the frontiers, where it is distributed under form of dividends to the French, English, and especially to the American stockholders.

A correspondent in the City of Mexico of the "Chicago Record-Herald," in speaking of the production of silver in the Republic of Mexico, says: "During the year 1900, of the total silver production of the world—\$112,205,742 United States currency—the United States produced \$35,576,900, while Mexico's output of the white metal in the same currency value was \$34,269,494. It is also stated that during the fiscal year which ended June 30, 1901, Mexico's coinage of silver amounted to \$18,290,640, while the export of silver was valued at \$56,814,552, a total production of \$75,105,392 in Mexican currency, or approximately \$37,000,000 in United States currency."

Mr. NAUGLE, the American general manager of the Sonora railroad, expresses himself as follows on the mining future of this part of the country:

"Sonora is the richest of the Mexican States in metals which are in greatest demand. Its soil abounds in sulphur, gold, silver, copper, iron, coal, antimony, mercury, and graphite. The district of Caleana alone furnishes more copper than all the rest of the country, and this region will surely some day become the principal center of the world for supplying the manufacturers of all nations. This mining zone is developing with inconceivable rapidity. In less than three years a desolate and uninhabited territory has been converted into a working city of 8,000 inhabitants.

AGRICULTURAL PRODUCTS OF CÓRDOBA.

The agricultural production of the canton of Córdoba since the beginning of the year is estimated at 50,000 kilograms of rice, 1,200,000 kilograms of tobacco, 40,000 kilograms of allspice, and 2,000,000 kilograms of coffee. This enormous production greatly exceeds that of last year. The corn crop was very abundant, although corn occupies second place among the products of this region. It exceeded 225,000 hectoliters.

The exports of fruit to the United States and South America are daily increasing.

The fruit growers have concluded contracts with the Mexican Railroad Company, according to which the railroad company agrees to furnish without delay the cars they need, and to immediately send the fruit to the ports of shipment. The principal fruits exported from Córdoba are pineapples, which are in great demand in the United States, bananas, mameyes, cherimoyas, apples, and pawpaws.

CONTRACT FOR A SUBMARINE CABLE.

The Safety Insulated and Cable Company, of New York, is manufacturing, under contract with the Mexican Government, a submarine cable to be laid between Vera Cruz, Frontera, and Campeche. The cable is to be rubber insulated and 472 nautical miles in length. There must be sufficient to reach a depth of 49 feet in the port of Campeche and 65 feet in the ports of Frontera and Vera Cruz. This cable is to consist of 9 copper wires, protected by 16 galvanized-iron wires for deep water and 18 additional steel wires for the coast. The cable is to be ready for service April 2, 1902. The contract price is \$600,000, gold, of which \$283,000 is to be paid upon the laying of the cable, and the remainder within two and four months thereafter.

POSSIBILITIES OF TAMAULIPAS.

Until the building of the Gulf Railroad from Monterey to Tampico the State of Tamaulipas was one of the most sparsely settled and least-known sections of the Republic of Mexico, says the "Monterey Times." With the completion of the line, and the improvements made by the Government at Tampico, the rapid development of the State was assured, and though there have been some difficult years on the Gulf Railroad, work has been steadily pursued in spite of adverse conditions, with results that have more than justified the expenditure of time and labor. It has been demonstrated that the rich valleys of southern Tamaulipas, with their abundant water supply, are adapted to serve as granaries for the northern portion of the Republic, and also

as the source from whence early fruits and vegetables may be procured for markets in the United States. It is anticipated that within the course of ten years the great mining, commercial, and manufacturing centers of northern Texas will look to Tamaulipas for their supplies of sugar, rice, vegetables, and fruits.

RESOURCES OF LOWER CALIFORNIA.

"La Soberiana Popular," published in La Paz, the capital of the Lower District of Baja California (Territory of Lower California), in the course of a recent article regarding that portion of the Mexican Republic, stated that the country is primarily a land of minerals, being traversed by a continuation of the Sierra Nevada Mountains. The mines of Boleo and Progreso are well known, but other mining centers of importance are Calmalli, Rosarito, and the famous Santa Clara mine. The fisheries for oyster pearls and tortoise shells, in the Bay of La Paz (a part of the Gulf of California), and the salt mines of the island of Carmen are noted. The soil of the Territory is fertile and suffers less from drought than from the neglect of the cultivators. The cultivation of grapes and the manufacture of wines and brandies form the chief occupations of the inhabitants, the exportation of these products constituting the leading sources of income for the peninsula.

MISCELLANEOUS NOTES.

The "Nouveau Monde" announces that Señor SEBASTIAN DE MIER recently presented his letters of credence as Envoy Extraordinary and Minister Plenipotentiary near the French Government at Paris. The usual felicitations were exchanged.

On October 15, 1901, HENRY W. HOWE, of the City of Mexico, was granted a patent (684,573) by the United States Government for a "bag fastener."

The "Diario Oficial" of October 11, 1901, contains particulars of a contract entered into between the Mexican Government and the firm of S. PEARSON & SONS, Limited, for the sanitation of the city of Vera Cruz. The cost of the work is estimated at \$4,000,000, silver.

Under the name of "La Rescatadera" a company has been formed in Brussels, Belgium, with the declared object of working mines in Mexico. The capital stock of the company is 1,000,000 *francs*.

NICARAGUA.

MINING AND AGRICULTURAL CONDITIONS AT RAMA.

Mr. J. P. MORGAN, in a communication to the MONTHLY BULLETIN, dated Rama, December 23, 1901, states that, in his opinion, the people of other countries do not have a proper conception of Nicaragua and the resources of the country. In his extensive travels through Central and South America he states that he has found few countries that excel that Republic in natural advantages, its climate being very salubrious, yellow fever is unknown on the Atlantic coast, the soil is exceedingly fertile, while the inhabitants are intelligent and prosperous.

The mining and agricultural industries are extensive and profitable. In the department of Zelaya there are numbers of rubber plantations, on one of which it is claimed there are 500,000 growing plants. Banana plantations are to be found in all parts of the Department, and some rich (gold) mines are in the vicinity of Rama. A mine known as "El Mico," situated at a distance traversable in six or seven hours of ordinary travel from Rama, is employing a 20-stamp mill and a large number of workmen. The ledge from which the ore is taken is 22 feet in thickness, and there are 11 claims of 200 varas (a vara is about 33.874 inches) in length, with others of nearly as great an area. Other mining companies are the "San Francisco," the "Star," and the "Prospect," all of which are soon to be equipped with stamp mills. In order to arrive at the mining center the traveler takes boat at Rama, and after a journey of about six hours' duration lands at El Mico. A walk of from twenty to thirty minutes through banana and plantain plantations, which belong to the El Mico Company, brings him to the mills and the surrounding village of workmen's dwellings. Many of the buildings, including one 80 feet long, are constructed of pine lumber imported from New Orleans. Others, including the assay office, are built of native woods.

Messrs. C. A. ABBOTT and E. FULKS, who have charge of the plant, report that they have found the native labor very satisfactory. Nearly all the invested capital on the Atlantic coast is American, and the English language is spoken quite generally both at Rama and Bluefields. The mine owners and merchants find the laws of the country as administered by the Government well adapted to business needs. The only complaint made concerning economic conditions is that the importation of luxuries is prohibited, which, in some cases, is found to work hardship to the upper classes.

A new line of fruit steamers was recently established by the Bluefields Steamship Company, and Rama is one of its trading ports. Rama also has a triweekly mail service as well as cable communication with the outside world.

PARAGUAY.

RECENTLY APPOINTED CONSULAR OFFICERS.

The Minister for Foreign Affairs at Asunción, under date of October 23, 1901, has advised the Consul-General of Paraguay at Washington, that CHR. G. BÄHL has been appointed Consul at Savannah, Ga., and ELLIOTT G. RICKARBY, Vice-Consul at Mobile, Ala. Also at the dates named other consular officers were appointed as follows:

Date.	Place.	Officer.	Title.
1901.			
Oct. 28	Havana, Cuba	Alfredo P. Carrillo	Consul-General.
	Santiago, Cuba	Tomistocles A. Ravelo	Consul.
Dec. 11	Savannah, Ga.	Chr. G. Bahl	Do.
	Mobile, Ala.	Elliott G. Rickarby	Vice-Consul.
1902.			
Jan. 9	Trenton, N. J.	Richard C. Oliphant	Do.
	Newark, N. J.	James A. Coe	Do.
	Wilmington, Del.	Theodore A. Lelsen	Do.
	Baltimore, Md.	William H. Love	Do.
	Cincinnati, O.	Edward H. Hargrave	Do.
	Chicago, Ill.	Daniel L. Hunt	Consul.
	Detroit, Mich.	John Walker	Vice-Consul.
	Kansas City, Mo.	Wm. C. Winsborough	Do.
	St. Louis, Mo.	C. M. Frynne	Do.

PERU.

THE CEMENT TRADE.

With the exception of a few unimportant kilns there are no cement manufactories in Peru.

The introduction of German cement, dating many years back, has given to that country's product an advantage hard to overcome, while certain contractors and builders attribute to German cement a fame which competent judges declare is at least exaggerated. The only real advantages to be found in the importation of German cement at present is in the methods of transportation and the system of selling by consignment.

In 1897 the Peruvian imports of cement amounted to 1,348 tons, of which 1,212 came from Germany, 88 from England, and 48 from Chile. The following year the imports reached 2,348 tons, Germany occupying first place with 75 per cent, Chile coming second with 14 per cent, the remaining 11 per cent being furnished by England and Belgium. During 1899, the last year in which such statistics are available, the transactions continued to increase and reached 3,662 tons. The exporting countries during this period were: Germany, 2,895 tons; Belgium, 423 tons; England, 172 tons; the United States, 165 tons; Chile, 5 tons; and Italy, 2 tons.

Judging from the building, paving, and flagging under way at Lima,

there is reason to believe that the figures for 1900 and 1901 will be greater than those for the preceding years.

The export agents at Hauburg know how to profit by the departures of the sailing vessels destined for Chile and Peru, by remitting large consignments to the shipowners, which are sent either as ballast, or at very reduced freight rates, on account of the lack of other heavy or suitable merchandise to be shipped by sailing vessels to these countries. This allows the German producer to sell at a greatly decreased price and yet realize a remunerative profit. Consequently, if foreign cement manufacturers wish to create an important and permanent outlet in Peru, they must fix the prices of their products so that they can compete advantageously with that of Germany.

PROPOSED WATERWORKS AT APLAO.

Señor JULIO A. ARCE, civil engineer of Arequipa, Peru, has been engaged by the department council to study the matter of waterworks for the town of Aplao. The water is to be brought from a spring distant about 3 kilometers from the town. Another proposed plant is the sinking of deep wells and the establishment of a pumping station.

UNITED STATES PATENT FOR PERUVIAN CITIZEN.

On December 31, 1901, VINCENTE P. y SACIO, of Yauli, Peru, was granted a patent (No. 690,190) in the United States for an "apparatus for treating gold ores."

UNITED STATES.

TRADE WITH LATIN AMERICA.

STATEMENT OF IMPORTS AND EXPORTS.

The following is the latest statement, from figures compiled by the Bureau of Statistics, United States Treasury Department, showing the value of the trade between the United States and Latin-American countries. The report is for the month of November, 1901, with a comparative statement for the corresponding month of the previous year; also for the eleven months ending November, 1901, compared with the corresponding period of the calendar year 1900. It should be explained that the figures from the various custom-houses showing imports and exports for any one month are not received at the Treasury Department until about the 20th of the following month, and some time is necessarily consumed in compilation and printing, so that the returns for the month of November, for example, are not published in full until some time in January.

IMPORTS OF MERCHANDISE.

Articles and countries.	November—		Eleven months ending November—	
	1900.	1901.	1900.	1901.
Chemicals:				
Logwood (<i>Pahe campeche; Pálo de campeche; Campeche</i>):				
Mexico.....	\$779		\$16,230	\$8,179
Coal, bituminous (<i>Carbón bituminoso; Carvão bituminoso; Charbon de terre</i>):				
Mexico.....	7,023	\$231	69,612	39,103
Cocoa (<i>Cacao; Coco en cacao crú; Cacao</i>):				
Central America.....	446	60	13,765	2,845
Brazil.....	51,705	147,405	877,219	950,921
Other South America.....	63,923	142,308	1,721,754	1,987,664
Coffee (<i>Café; Café; Café</i>):				
Central America.....	31,643	64,814	4,124,331	6,633,255
Mexico.....	26,499	93,863	2,826,252	2,069,560
Brazil.....	6,427,313	4,905,963	37,056,602	45,374,298
Other South America.....	281,549	438,998	4,640,521	6,583,853
Cotton, unmanufactured (<i>Algodón en rama; Algodão em rama; Coton, non manufacturé</i>):				
South America.....	35,448	84,443	346,593	433,420
Fibers:				
Sisal grass (<i>Henequén; Henequen; Henuquen</i>):				
Mexico.....	619,720	750,816	10,327,313	8,181,913
Fruits:				
Bananas (<i>Plátanos; Bananas; Bananes</i>):				
Central America.....	154,393	196,793	2,213,563	2,620,226
South America.....	50,455	46,417	766,910	538,467
Oranges (<i>Naranjas; Laranjas; Oumges</i>):				
Mexico.....	76,984	45,723	431,429	96,587
Fur skins (<i>Pielés suaves; Pelles; Fourrures</i>):				
South America.....	23,871	15	115,485	165,948
Hides and skins (<i>Cueros y pieles; Cuirros et pelles; Cuir et peaux</i>):				
Central America.....	38,264	27,989	572,235	425,339
Mexico.....	152,108	285,758	2,167,790	2,855,751
South America.....	1,053,581	831,264	9,346,653	10,241,281
India rubber, crude (<i>Gomu elástica; Borracha crua; Caoutchouc</i>):				
Central America.....	51,802	29,285	680,812	589,033
Mexico.....	10,462	6,163	162,554	107,206
Brazil.....	978,114	1,399,356	14,987,419	15,736,903
Other South America.....	42,126	50,217	556,666	531,428
Lead, in pigs, bars, etc. (<i>Plomo en galipagos, barras, etc.; Chumbo em lingaotas, barras, etc.; Plombs en saumons, en barras, etc.</i>):				
Mexico.....	251,114	441,718	2,392,101	2,842,599
Sugar, not above No. 16 Dutch standard (<i>Azúcar, no superior de la escala holandesa; Assucar, não superior ao No. 16 de padrão holandês; Sucre, pas au-dessus du type hollandais No. 16</i>):				
Central America.....			56,295	188,438
Mexico.....	911	470	12,702	33,571
Cuba.....	103,511	761,162	16,833,690	29,146,539
Brazil.....	47,725	596,446	1,961,725	5,509,109
Other South America.....	1,074,619	380,589	5,418,481	4,908,526
Tobacco, leaf (<i>Tabaco en rama; Tabaco em folha; Tabac en feuilles</i>):				
Mexico.....	10,144	2,645	52,257	47,271
Cuba.....	974,206	592,466	7,680,794	8,315,377
Wood, mahogany (<i>Coba; Mogno; Acajou</i>):				
Central America.....	22,945	16,406	343,851	685,333
Mexico.....	68,971	66,252	483,597	506,422
Cuba.....	42,742	9,144	320,760	207,817
South America.....		974	18,169	27,431
Wool (<i>Lana; LA; Laine</i>):				
South America—				
Class 1 (clothing).....	4,847	107,836	2,254,716	1,425,561
Class 2 (combing).....		2,542	52,607	46,233
Class 3 (carpet).....	791	106,489	905,296	627,679

EXPORTS OF DOMESTIC MERCHANDISE.

Articles and countries.	November—		Eleven months ending November—	
	1900.	1901.	1900.	1901.
Agricultural implements (<i>Instrumentos de agricultura; Instrumentos de agricultura; Máquinas agrícolas</i>):				
Central America.....	\$343	\$3,014	\$10,321	\$17,334
Mexico.....	15,091	22,401	521,759	167,467
Santo Domingo.....	190	81	1,634	2,154
Cuba.....	12,872	3,701	155,928	71,220
Argentine Republic.....	60,170	52,791	1,295,090	1,576,317
Brazil.....	1,279	3,099	21,093	14,225
Colombia.....		1,720		474
Other South America.....	4,927	14,791	284,808	207,417
Breadstuffs:				
Corn (<i>Maíz; Milho; Mais</i>):				
Central America.....	760	4,512	28,685	57,767
Mexico.....	50,623	91,128	351,054	934,469
Santo Domingo.....	11		338	162
Cuba.....	46,516	62,066	588,001	792,940
South America.....	1,246	1,464	16,751	90,331
Wheat (<i>Trigo; Triyo; Blé</i>):				
Central America.....	2,645	633	23,614	29,338
Mexico.....	651	317,119	1,395	329,585
South America.....	7,968	15,106	531,325	907,918
Wheat flour (<i>Harina de trigo; Farinha de trigo; Farine de blé</i>):				
Central America.....	75,772	88,543	815,034	857,597
Mexico.....	13,471	18,824	129,748	176,892
Santo Domingo.....	21,108	17,995	181,178	165,707
Cuba.....	196,858	165,136	1,845,468	1,909,688
Brazil.....	184,065	173,409	2,701,287	2,316,562
Colombia.....	23,111	18,217	208,238	211,277
Other South America.....	145,294	95,472	1,346,112	2,033,900
Carriages, etc.:				
Carriages, cars, etc., and parts of (<i>Carriages, carros y sus accesorios; Carroagens, carros e partes de carros; Voitures, wagons et leurs parties</i>):				
Central America.....	8,257	751	47,730	93,337
Mexico.....	230,632	73,493	1,372,103	869,083
Santo Domingo.....	23,646	4,642	42,737	27,151
Cuba.....	71,764	70,516	398,599	395,359
Argentine Republic.....	28,795	35,031	430,198	183,473
Brazil.....	12,539	1,649	64,241	77,231
Colombia.....	1,255	1,309	12,483	16,922
Other South America.....	7,983	25,719	77,723	468,731
Cycles and parts of (<i>Bicicletas y sus accesorios; Bicycles e accesorios; Bicyclettes et leurs parties</i>):				
Central America.....	375	641	2,439	5,554
Mexico.....	1,779	1,601	14,028	20,610
Santo Domingo.....	80	20	312	82
Cuba.....	1,752	1,016	66,885	12,736
Argentine Republic.....	1,584	1,938	71,815	7,922
Brazil.....	1,478	579	18,272	5,979
Colombia.....	31	30	3,504	72
Other South America.....	2,906	2,201	38,440	27,467
Coal:				
Coal, bituminous (<i>Carbón; Carvão; Charbon</i>):				
Central America.....	6,286	1,471	34,748	51,373
Mexico.....	144,731	101,000	1,772,521	1,391,500
Santo Domingo.....	886	1,159	19,180	17,411
Cuba.....	150,195	95,650	858,382	905,073
Brazil.....	1,756	10,018	181,314	290,533
Colombia.....	4,679	7,771	47,003	86,636
Other South America.....	51,727	18,129	262,946	306,233
Copper:				
Copper (<i>Cobre; Cuivre; Cuivre</i>):				
Mexico.....		57,638	475,932	417,571
Cottons:				
Cotton, unmanufactured (<i>Algodón non manufacturado; Algodão não manufacturado; Coton, non manufacturé</i>):				
Mexico.....	285,895	20,618	1,245,526	870,400
South America.....			6,607	

EXPORTS OF DOMESTIC MERCHANDISE—Continued.

Articles and countries.	November—		Eleven months ending November—	
	1900.	1901.	1900.	1901.
Cotton cloths (<i>Tejidos de algodón; Fazendas de algodón; Colon manufacturée</i>):				
Central America.....	\$83, 131	\$12, 265	\$718, 737	\$585, 097
Mexico.....	28, 365	21, 635	335, 941	227, 124
Santo Domingo.....	15, 112	23, 563	192, 700	261, 611
Cuba.....	15, 797	20, 267	204, 038	264, 041
Argentine Republic.....	20, 502	6, 229	96, 890	95, 826
Brazil.....	32, 671	45, 131	284, 047	313, 188
Colombia.....	31, 214	31, 510	236, 077	937, 933
Other South America.....	164, 386	90, 657	1, 560, 920	1, 216, 343
Wearing apparel (<i>Ropa de algodón; Roupas de algodão; Vêtements en coton</i>):				
Central America.....	37, 631	49, 665	380, 149	466, 969
Mexico.....	45, 394	35, 204	491, 709	423, 623
Santo Domingo.....	2, 715	2, 760	48, 888	20, 561
Cuba.....	11, 136	18, 594	111, 804	152, 194
Argentine Republic.....	1, 101	17, 485	12, 921	111, 581
Brazil.....	8, 082	4, 682	40, 949	32, 425
Colombia.....	3, 541	2, 251	37, 657	45, 841
Other South America.....	8, 671	4, 425	70, 165	77, 325
Electric and scientific apparatus (<i>Aparatos eléctricos y científicos; Aparelhos elétricos e científicos; Appareils électriques et scientifiques</i>):				
Central America.....	6, 579	3, 635	60, 366	63, 641
Mexico.....	22, 057	18, 800	322, 414	343, 838
Argentine Republic.....	17, 273	14, 336	284, 205	155, 365
Brazil.....	15, 563	16, 646	204, 501	239, 353
Other South America.....	15, 635	10, 563	223, 358	198, 873
Iron and steel, manufactures of:				
Steel rails (<i>Carriles de acero; Trilhos de aço; Rails d'acier</i>):				
Central America.....	23, 654	1, 738	42, 280	133, 628
Mexico.....	31, 125	19, 674	1, 003, 309	1, 271, 754
South America.....	39, 798	3, 350	667, 870	1, 328, 927
Builders' hardware, and saws and tools (<i>Materiales de metal para construcción, serras y herramientas; Ferragens serras e ferramentas; Matériaux de construction en fer et acier, scies et outils</i>):				
Central America.....	8, 005	7, 801	106, 309	105, 978
Mexico.....	39, 292	53, 790	496, 128	526, 066
Santo Domingo.....	3, 102	2, 422	18, 678	23, 562
Cuba.....	22, 271	32, 501	271, 463	347, 740
Argentine Republic.....	22, 752	21, 544	277, 415	269, 717
Brazil.....	18, 873	9, 931	206, 021	111, 663
Colombia.....	5, 374	2, 888	39, 444	49, 097
Other South America.....	22, 143	25, 747	341, 934	305, 913
Sewing machines and parts of (<i>Máquinas de coser y accesorios; Máquinas de coser e accesorios; Machines à coudre et leurs parties</i>):				
Central America.....	5, 124	2, 140	35, 485	28, 540
Mexico.....	39, 301	26, 609	331, 321	311, 769
Santo Domingo.....	372	585	6, 518	8, 480
Cuba.....	1, 800	4, 953	110, 119	66, 181
Argentine Republic.....	15, 278	7, 963	189, 774	132, 389
Brazil.....	2, 716	6, 060	102, 845	35, 024
Colombia.....	193	778	7, 415	12, 349
Other South America.....	12, 326	15, 554	162, 800	192, 041
Typewriting machines and parts of (<i>Máquinas de escribir y accesorios; Máquinas de escribir e accesorios; Machines à écrire et leurs parties</i>):				
Central America.....	533	730	3, 638	5, 143
Mexico.....	6, 939	10, 486	68, 400	92, 911
Santo Domingo.....	140	235	1, 000	1, 405
Cuba.....	4, 253	2, 886	38, 751	35, 000
Argentine Republic.....	1, 654	3, 375	29, 067	17, 265
Brazil.....	123	1, 559	8, 335	8, 207
Colombia.....	76	521	1, 692	2, 736
Other South America.....	1, 445	4, 961	30, 179	39, 842

EXPORTS OF DOMESTIC MERCHANDISE—Continued.

Articles and countries.	November—		Eleven months ending November—	
	1900.	1901.	1900.	1901.
Leather and manufactures of:				
Leather, other than sole (<i>Cuero distinto del de suelo; Couro não para solas; Cuir, autres que pour semelles</i>):				
Central America	\$5,710	\$2,143	\$32,862	\$22,112
Mexico	1,513	1,136	28,125	10,251
Santo Domingo	93	572	7,374	3,073
Cuba	2,841	5,300	37,984	72,807
Argentine Republic	3,209	6,462	91,768	69,856
Brazil	11,708	14,223	95,923	90,925
Colombia	1,035	241	3,339	6,161
Other South America	4,311	3,842	57,904	78,200
Boots and shoes (<i>Calzado; Calzados; Chaussures</i>):				
Central America	23,188	21,831	149,129	142,291
Mexico	35,109	37,669	320,011	519,600
Colombia	7,471	3,629	58,032	38,787
Other South America	8,068	20,183	54,852	109,250
Naval stores:				
Rosin, tar, etc. (<i>Resina y alquitran; Resine; aletrán; Résine et goudron</i>):				
Central America	1,920	839	11,209	9,109
Mexico	512	326	6,468	9,373
Santo Domingo	1,813	12	4,650	3,035
Cuba	1,010	3,732	12,439	21,433
Argentine Republic	10,987	87,799	120,529
Brazil	21,787	34,933	113,499	177,601
Colombia	919	846	9,689	12,230
Other South America	5,779	19,096	81,066	113,020
Turpentine (<i>Aguarrás; Aguarú; Terbenthine</i>):				
Central America	490	894	7,595	6,290
Mexico	236	305	3,617	2,836
Santo Domingo	61	122	592	831
Cuba	7,812	7,805	40,961	41,279
Argentine Republic	7,611	9,582	161,007	86,806
Brazil	2,970	6,590	86,014	49,342
Colombia	847	44	3,691	4,792
Other South America	7,800	4,560	95,512	66,419
Oils:				
Oils, mineral, crude (<i>Aceites minerales, crudos; Oleus minerales, crús; Huiles minerales, brutes</i>):				
Mexico	32,780	29,836	459,396	377,566
Cuba	39,076	22,825	380,561	252,927
Oils, mineral, refined or manufactured (<i>Aceites minerales, refinados ó manufacturados; Oleus minerales, raffinés ou manufacturés</i>):				
Central America	9,142	10,119	145,179	137,042
Mexico	11,096	14,422	176,479	171,313
Santo Domingo	15,099	9,648	69,531	60,964
Cuba	21,535	28,135	100,259	207,003
Argentine Republic	43,539	97,062	1,196,569	1,071,422
Brazil	190,760	205,270	2,221,333	1,692,200
Colombia	7,882	9,267	152,511	93,969
Other South America	77,462	71,898	1,425,411	1,112,649
Oils, vegetable (<i>Aceites vegetales; Oleus vegetales; Huiles végétales</i>):				
Central America	1,033	890	6,315	6,740
Mexico	140,425	94,172	943,850	852,082
Santo Domingo	5,621	5,343	70,777	58,548
Cuba	4,112	2,963	20,231	36,876
Argentine Republic	3,877	1,559	72,077	35,865
Brazil	13,082	44,655	329,981	333,021
Other South America	6,963	15,183	113,090	164,613
Provisions, comprising meat and dairy products:				
Beef, canned (<i>Carné de vaca en latas; Carné de vacca em latas; Bœuf conservé</i>):				
Central America	2,069	2,626	24,267	24,606
Mexico	2,389	3,570	20,189	34,253
Santo Domingo	16	84	166
Cuba	1,078	245	4,548	8,599
Argentine Republic	1,045	19
Brazil	2,005	112	20,617	10,198
Colombia	524	285	6,490	5,887
Other South America	4,297	2,002	20,233	20,708

EXPORTS OF DOMESTIC MERCHANDISE—Continued.

Articles and countries.	November—		Eleven months ending November—	
	1900.	1901.	1900.	1901.
Beef, salted or pickled (<i>Carne de vaca, salada ó en salmuera; Carne de vaca, salgada ou em salmoura; Beef, salted or pickled</i>):				
Central America.....	\$2,892	\$3,007	\$55,856	\$37,911
Mexico.....	27	6	1,521	1,283
Santo Domingo.....	883	216	4,505	3,192
Cuba.....	197	177	13,843	4,782
Brazil.....	87	1,256	3,690
Colombia.....	2,160	1,165	20,814	12,925
Other South America.....	25,320	24,891	196,826	166,791
Tallow (<i>Sebo; Sebo; Suif</i>):				
Central America.....	9,300	10,065	101,287	92,149
Mexico.....	1,446	6,548	21,925	44,495
Santo Domingo.....	1,949	2,022	12,143	11,922
Cuba.....	345	88	3,874	2,256
Brazil.....	3,163	61,436	9,043
Colombia.....	309	5,417	5,373
Other South America.....	2,079	2,699	101,701	82,338
Bacon (<i>Toetua; Toucuba; Lard fumé</i>):				
Central America.....	1,947	3,167	27,419	28,379
Mexico.....	4,045	2,131	21,987	33,182
Santo Domingo.....	247	108	1,961	1,191
Cuba.....	17,990	15,308	519,799	346,729
Brazil.....	12,907	11,133	126,866	175,913
Colombia.....	41	21	2,212	1,890
Other South America.....	5,267	1,797	22,156	22,778
Hams (<i>Jamones; Presado; Jambons</i>):				
Central America.....	3,040	3,389	28,017	30,353
Mexico.....	4,959	5,950	40,484	49,774
Santo Domingo.....	1,533	1,247	11,176	11,442
Cuba.....	49,911	50,582	573,982	517,780
Brazil.....	492	5,495	4,966
Colombia.....	1,503	1,324	18,248	15,438
Other South America.....	9,796	7,522	66,344	72,815
Pork (<i>Carne de puerco; Carna de puerco; Puerco</i>):				
Central America.....	7,892	7,701	91,077	93,394
Santo Domingo.....	1,267	470	8,926	8,097
Cuba.....	60,402	60,065	508,467	526,845
Brazil.....	1,527	69
Colombia.....	1,939	1,256	18,279	13,823
Other South America.....	39,153	29,421	248,681	242,588
Lard (<i>Manteca; Banba; Seindanz</i>):				
Central America.....	18,182	11,088	202,210	162,958
Mexico.....	50,743	71,957	410,777	549,412
Santo Domingo.....	5,430	4,033	38,038	36,233
Cuba.....	254,556	178,061	2,419,352	2,276,510
Argentine Republic.....	6,700	9,687
Brazil.....	59,036	87,801	795,426	1,031,349
Colombia.....	8,087	5,752	118,429	89,414
Other South America.....	69,461	72,288	890,613	825,201
Butter (<i>Mantequilla; Mantiga; Beurre</i>):				
Central America.....	5,612	3,942	44,951	39,560
Mexico.....	4,875	7,673	40,664	62,935
Santo Domingo.....	2,902	2,974	24,291	14,303
Cuba.....	1,088	2,202	27,264	21,265
Brazil.....	19,450	22,828	189,794	166,967
Colombia.....	1,185	1,547	12,792	13,263
Other South America.....	10,760	9,457	103,873	102,515
Cheese (<i>Queso; Queijo; Fromage</i>):				
Central America.....	2,335	2,246	22,184	21,769
Mexico.....	3,384	3,036	23,041	31,823
Santo Domingo.....	548	261	7,849	5,328
Cuba.....	2,298	1,498	30,494	22,709
Brazil.....	64	70
Colombia.....	464	781	6,805	7,499
Other South America.....	382	114	6,332	5,183
Tobacco and Manufactures of:				
Tobacco, unmanufactured (<i>Tabaco no manufacturado; Tabaco não manufacturado; Tabac unmanufacturé</i>):				
Central America.....	1,770	1,002	29,870	27,435
Mexico.....	8,589	20,172	138,752	141,446
Argentine Republic.....	2,000	29,659	7,739
Colombia.....	1,091	2,385	11,588	27,982
Other South America.....	5,248	10,588	95,284	88,604

EXPORTS OF DOMESTIC MERCHANDISE—Continued.

Articles and countries.	November—		Eleven months ending November—	
	1900.	1901.	1900.	1901.
Tobacco, manufactures of (<i>Manufacturas de tabaco; Manufacturas de tabaco; Tabac fabriqué</i>):				
Central America	\$1,391	\$2,620	\$52,081	\$51,977
Mexico	4,371	3,761	20,146	17,603
Cuba	15,699	7,461	182,838	151,699
Argentine Republic	42	184	6,895	5,502
Brazil			459	162
Colombia	198	1,878	7,845	17,294
Other South America	2,240	4,058	68,060	52,111
Wood and Manufactures of:				
Wood, unmanufactured (<i>Madera no manufacturada; Madeira não manufacturada; Bois brut</i>):				
Central America	2,102	2,667	37,867	47,285
Mexico	29,202	59,362	310,222	445,006
Cuba	14,329	7,102	59,210	58,376
Argentine Republic	1,817	2,539	20,515	31,088
Brazil			17,992	
Colombia	2,762		8,536	12,138
Other South America		5,450	43,380	114,421
Lumber (<i>Maderas; Mateiras; Bois de construction</i>):				
Central America	5,986	2,533	49,072	41,416
Mexico	61,825	82,842	1,203,370	902,730
Santo Domingo	751	4,840	39,022	56,070
Cuba	54,164	81,814	1,068,326	721,783
Argentine Republic	157,152	138,510	1,036,192	1,256,168
Brazil	32,640	54,352	204,676	275,233
Colombia	5,816	9,750	50,915	52,586
Other South America	85,104	99,862	623,662	724,169
Furniture (<i>Muebles; Mobilia; Meubles</i>):				
Central America	8,302	3,514	52,851	47,285
Mexico	34,687	62,581	374,400	503,325
Santo Domingo	3,146	4,860	21,880	26,874
Cuba	31,300	32,382	614,003	304,776
Argentine Republic	2,585	6,466	81,467	74,399
Brazil	506	548	25,101	15,409
Colombia	3,078	1,120	15,630	20,904
Other South America	3,501	6,016	62,450	74,086

FOREIGN COMMERCE IN NOVEMBER, 1901.

The statement issued by the Treasury Department of the United States shows that the foreign commerce of the United States for the month of November, 1901, amounted to \$208,703,319, as compared with \$202,056,364, the total for November, 1900. The value of the imports in November, 1901, was \$72,498,873, an increase, when compared with November, 1900, of \$7,144,833. The exports for November, 1901, were valued at \$136,204,446, showing a decrease of \$497,878, as compared with the value of the exports of November, 1900. Of the imports in November, 1901, those admitted free of duty represented 45.44 per cent of the total, as compared with 41.83 per cent in the same month of the previous year. The great increase in imports was mainly due to the receipt of articles which enter into processes of manufacture in the United States. The amount of duty collected from customs in November, 1901, was \$19,526,377, against \$18,550,297 for the same month of 1900.

For the eleven months ending with November the imports were valued at \$800,426,231, against \$760,452,507 in 1900, or an increase of

nearly \$40,000,000. The amount of customs duties collected for that period in 1901 was \$224,833,333, as compared with \$219,264,909 for the eleven months of 1900.

The exports for November, 1901, show an increase in the value of the agricultural, mining, fishery, and miscellaneous products, as well as in the foreign products reexported, but a decrease in the manufactured products sent abroad, as compared with the same month in 1900. For the eleven months ending with November the exports in 1901 were valued at \$1,328,186,131, against exports worth \$1,332,056,242 in the same period of 1900. This decrease of \$3,870,111 is more apparent than real, owing to the fact that in the statement for 1900 the value of the exports to Porto Rico and Hawaii was included, while for 1901 these items were omitted.

The imports of gold in November, 1901, and for the eleven months ending therewith were valued at \$5,269,611 and \$49,808,291, respectively, as compared with \$12,641,988 and \$49,808,291 for the same periods of 1900. The exports of gold during the month in reference were worth \$15,905,612 and for the eleven months \$52,598,928.

The imports of silver were valued at \$2,796,532 in November, 1901, and \$28,358,192 for the eleven months ending with November. During the periods named the exports of silver were \$41,689,208 and \$50,914,826, respectively.

The imports and exports were classified as follows for the month of November, 1901, as compared with the same month in 1900:

Classification.	1901.	1900.
IMPORTS.		
Articles of food and animals.....	\$16,351,215	\$20,127,014
Articles in a crude condition entering into processes of domestic manufacture.....	25,870,811	19,195,143
Articles wholly or partially manufactured for use as materials.....	8,489,764	6,650,112
Articles manufactured ready for consumption.....	11,188,160	9,703,034
Articles of voluntary use, luxuries, etc.....	10,598,923	9,678,733
Total.....	72,498,873	65,354,040
EXPORTS.		
Products of—		
Agriculture.....	95,408,013	94,358,665
Manufactures.....	30,151,895	32,281,487
Mining.....	3,204,118	2,989,559
Forest.....	3,895,061	4,179,186
Fisheries.....	1,418,817	1,066,635
Miscellaneous.....	139,190	90,026
Total domestic.....	134,220,094	131,965,558
Foreign products reexported.....	1,981,352	1,736,766
Total.....	136,201,446	133,702,324

RECEIPTS AND EXPENDITURES IN 1901.

Hon. LYMAN J. GAGE, Secretary of the Treasury of the United States, reports that the revenues of the Government for the fiscal year ended June 30, 1901, as obtained from all sources, were as follows:

Internal revenue	\$307, 180, 663. 77
Customs	238, 585, 455. 99
Profits on coinage, bullion deposits, etc	12, 731, 256. 94
Revenues of the District of Columbia	3, 986, 176. 19
Fees—consular, letters patent, and land	3, 414, 933. 49
Sales of public lands	2, 965, 119. 65
Navy pension, navy hospital, clothing, and deposit funds	1, 778, 454. 91
Tax on national banks	1, 681, 473. 05
Sales of Indian lands	1, 493, 321. 24
Payment of interest by Pacific railways	1, 316, 516. 62
Miscellaneous	841, 216. 03
Customs fees, fines, penalties, etc	711, 791. 43
Sales of ordnance material	703, 054. 42
Immigrant fund	585, 082. 70
Trust funds, Department of State	537, 621. 58
Soldiers' Home, permanent fund	492, 623. 66
Sales of Government property	450, 698. 49
Deposits for surveying public lands	247, 258. 90
Sales of lands and buildings	236, 897. 53
Tax on seal skins, and rent of seal islands	232, 655. 75
Prize money to captors, Spanish War	217, 490. 60
Prize money to navy pension fund, Spanish War	217, 477. 76
Proceeds of Arkansas bonds redeemed	85, 000. 00
Depredations on public lands	75, 977. 70
License fees, Territory of Alaska	84, 087. 90
Part payment Central Pacific Railroad indebtedness	4, 576, 247. 10
Sale of claim of United States against Sioux City and Pacific Railroad Company	2, 122, 841. 24
Dividend received for account of Kansas Pacific Railway	133, 942. 89
Postal service	111, 631, 193. 39
Total receipts	699, 316, 530. 92

The expenditures for the same period were:

For the civil establishment, including foreign intercourse, public buildings, collecting the revenues, District of Columbia, and other miscellaneous expenses	\$117, 327, 240. 89
Military establishment, including rivers and harbors, forts, arsenals, seacoast defenses, and expenses of the war with Spain and in the Philippines	144, 615, 697. 20
Naval establishment, including construction of new vessels, machinery, armament, equipment, improvement at navy-yards, and expenses of the war with Spain and in the Philippines	60, 506, 978. 47
Indian Service	10, 896, 073. 35
Pensions	130, 323, 621. 99
Interest on the public debt	32, 342, 979. 04
Deficiency in postal revenues	4, 954, 762. 21
Postal service	111, 631, 193. 39
Total expenditures	621, 598, 546. 54

Showing a surplus of \$77,717,984.38.

ESTIMATED RECEIPTS IN 1902 AND 1903.

According to the report of the Secretary of the Treasury of the United States, the revenues of the Government for the current fiscal year are thus estimated upon the basis of existing laws:

FISCAL YEAR 1902.

From customs.....	\$250,000,000
From internal revenue.....	282,000,000
From miscellaneous sources.....	40,000,000
From postal service.....	116,633,042
Total estimated revenues.....	688,633,042

The expenditures for the same period are estimated as follows:

For the civil establishment.....	\$110,000,000
For the military establishment.....	115,000,000
For the naval establishment.....	70,000,000
For the Indian Service.....	11,000,000
For pensions.....	137,000,000
For interest on the public debt.....	29,000,000
For postal service.....	116,633,042
Total estimated expenditures.....	588,633,042

Or a surplus of \$100,000,000.

FISCAL YEAR 1903.

It is estimated upon the same basis that the revenues of the Government for the fiscal year 1903 will be:

From customs.....	\$250,000,000
From internal revenue.....	290,000,000
From miscellaneous sources.....	40,000,000
From postal service.....	132,020,630
Total estimated revenues.....	712,020,630

THE SALT INDUSTRY.

The Census Bureau has issued a report respecting the salt industry of the United States, in which it is stated that in 1900 there were 159 establishments, with a capital of \$27,123,364, engaged in the manufacture of this commodity. The value of the product for the year was \$7,966,897, involving an expenditure of \$6,507,169. The production of salt in the United States has increased continuously since 1850. In the last half century the capital has increased from \$2,640,885 to \$27,123,364, while the value of the product increased from \$2,222,245 to the present figure.

THE TURPENTINE INDUSTRY.

A preliminary report on the turpentine and rosin industry of the United States was issued by the Census Bureau on November 11, 1901. This shows the extent of the industry in the census year 1900 as compared with 1890. According to this report the total value of the two products, which are derived from the same source, was, for the year 1900, \$20,344,888, as compared with a total valuation of \$8,077,379 in 1890. The number of producing establishments was 1,502 in 1900 and 670 in 1890. The capital at the latest period under comparison aggregated \$11,832,845, against a grand total in 1890 of \$4,063,379. The number of employees was 41,864 in 1900 and 15,266 in 1890. The wages in 1900 amounted to \$8,390,632, while in 1890 the aggregate sum paid was only \$2,936,547 on the wage account.

VALUABLE FORESTS IN THE PHILIPPINES.

A correspondent of the "New York Tribune," writing from Manila, under date of September 1, 1901, regarding the wealth of the Philippine forests, says that the islands abound in a great variety of trees, yielding valuable gums, and rubber and gutta-percha are abundant in Mindanao and Tawi-Tawi. From the insignificant and comparatively unknown port of Cotabato, in Mindanao, alone, there was shipped last year to Singapore no less than \$200,000 worth of gutta-percha. The forestry bureau estimates that at least 17 dyewoods are produced within the limits of the archipelago, while other trees yield valuable essential oils or drugs. In short, the wealth of the islands, in woods, awaiting intelligent development may, without exaggeration, be pronounced to be enormous. There seems to be woods everywhere here for every imaginable use and purpose.

COAL IN ALASKA.

Capt. CHARLES A. F. BROUARDS returned to the State of Washington in November, 1901, after spending five years in exploring and prospecting in different parts of Alaska. He reports having visited all sections, from Kotzebue Sound to the shores of the Arctic Ocean, and that he has compiled a chart of the coast from Kotzebue Sound to Point Hope. According to his statement the northern shores of the Sound to the Arctic, a distance of 300 miles, is one immense bed of bituminous coal, and the supply is sufficient for the world's consumption for a number of years. This coal, however, is of little value for use in steamers and in railway locomotives, though it can be utilized for household purposes.

TIN IN CALIFORNIA.

At a recent meeting in Los Angeles Mr. G. M. TABER read, before the geological section of the Southern California Academy of Sciences, a paper on tin deposits. The State of California is unique in that it contains nearly all the metals known to the scientific world. Some of these are in their earlier stages of exploitation and development. Mr. TABER said:

"Among the various mineral products of California tin has not as yet been considered a native product. In only one instance has an attempt been made to develop the metal in this State. After expending several hundred thousand dollars, the plant in reference was purchased by an English syndicate and then closed up. Yet it is noticeable that the United States can furnish enough tin to supply the home demand and that California could stand at the head of the list of producers. The industry is comparatively new and few prospectors know tin when they see it. Since then the Santa Ana Tin Mining Company has located 7,040 acres of tin-bearing land in Orange County and several other claims have been found in Riverside and Los Angeles counties. Without doubt other bodies will be discovered and the tin industry will add largely to the mineral products of the State. It is also a fact that assays made from California ore show it to be three or four times richer in tin than the ore successfully worked in many, if not all, of the old mines in Europe."

THE ELECTRIC-LIGHTING INDUSTRY.

In a recent number of the "Electrical Review" figures were given regarding the electric-lighting industry of the United States, the capital invested and the stations in use being given for each State and Territory. The grand aggregates show that there are 2,842 such stations, with a combined capital representing \$668,830,312 on September 1, 1901.

IMMIGRATION IN 1901.

While the immigration to the United States appears to be on the increase, its character seems also to have improved. The total steerage arrivals during the fiscal year 1901 numbered 487,918, an increase of 39,346, or about 9 per cent, as compared with the fiscal year 1900. Of the increase, 2,020 came through Canadian ports. The addition of 74,950 alien cabin passengers to the figures given above makes a total of 562,868 immigrants for the year. The tide of immigration is swelling. Of the steerage immigrants, over two-thirds were males, and more than three-fourths were between the ages of 14 and 45. Somewhat less than one-fourth of the number, or 117,587 in all, were unable to read or write. Those who were able to bring into the country more

than \$30 apiece numbered 56,312, but 294,860 brought lesser sums. The ratio of increase of Italian immigration for the year was 36 per cent, more than three times the ratio of increase from all Europe. The numerical increases from the other European countries aggregated scarcely one-fourth of that from Italy. The point is brought out by the Commissioner of Immigration, in the report from which the above figures are taken, that though there were more arrivals in the fiscal year 1901 than in the preceding twelve months, the number rejected was considerably less.

STATISTICS OF SILVER PRODUCTION.

The report issued by the Director of the Mint of the United States shows that the silver output of the world for the year 1900 was the largest recorded in history, amounting to 178,769,769 fine ounces, and exceeding that of 1899 by 1,572,513 ounces. Another no less interesting fact is that the world's coinage for 1900 was, as reported, \$177,011,902, an increase over the preceding year of \$10,664,980. Another fact stated in this report is that the world coined less gold in 1900 than in 1899, the figures for 1900 being \$354,936,497, and those for 1899 \$466,110,614.

POPULATION BY SEX AND COLOR.

Of the total population of the United States in 1900, which, including those persons in the military and naval service and in Hawaii, was 76,303,387, the males number 39,059,242, or 51.13 per cent, and the females 37,244,145, or 48.81 per cent, showing a slightly larger proportion of females than in 1890, when the percentages were 51.23 and 48.76, respectively. The total increase of population in the decade was 13,233,631, or 21 per cent, made up of 6,744,179 males and 6,489,452 females, representing an increase of 20.9 per cent in males and 21.1 per cent in females.

The actual excess of males in the whole country is 1,815,097; in all but 11 of the 52 States and Territories the males outnumber the females. These 11 States are practically along the Atlantic seaboard. The State of California contains the greatest excess of males, 156,009, Minnesota, with 113,586, being second; Texas, with 109,000, third, and Pennsylvania, with 106,967, fourth. The North and South Atlantic divisions, including the States of Maine and Florida, have but 4,769 more males than females, and if Pennsylvania is excluded from this list there would be a preponderance of females of 102,198. The excess of females in the Southern States is largely made up of negroes, of which race there are in the whole country 54,347 more females than males.

A comparison of the relative increase of whites and negroes during the decade shows a slight falling off in the latter, the increase for the whites being 21.4 per cent, against 18.1 per cent for the negroes. This relative decrease holds good in the Southern States as well as elsewhere, showing that the whites in that section have increased in greater proportion than those of negro descent.

The foreign-born element has increased only 12.4 per cent and the native-born population 22.5 per cent since 1890. As to color and race, the population in 1900 comprises 66,990,802 white persons and 9,312,585 colored persons, the latter comprising 8,840,789 persons of negro descent. The colored element, as a whole (negroes, Indians, Chinese, etc.), shows an increase of 17.8 per cent since 1890.

CONSUMPTION OF SUGAR.

The total consumption of sugar in the United States in 1900 was 2,219,847 tons, and, based on the yearly average increase of 6.34 per cent during the last nineteen years, the consumption for 1901 should amount to 2,360,585 tons. Of this quantity 1,000,000 in round numbers will come from domestic sources, Louisiana being able to produce 350,000, United States beet-sugar factories, 150,000, Hawaii, 350,000, and Porto Rico, 150,000 tons, all of which is free of duty, and leaving 1,360,585 tons to come from other sources, on which duty is paid.

PORTO RICAN SUGAR AND COFFEE CROPS.

Governor HUNT, of Porto Rico, states that business is steadily increasing on that island, and that the crop of sugar will be about 100,000 tons. New plantations are being started, and, while at present large areas suitable for sugar cultivation are available, the extent will be greatly increased when the title to certain public lands shall have been settled by Congress.

Regarding the outlook for Porto Rican coffee, the same authority estimates that the planters may reasonably expect to realize somewhat more than a half crop, the plants having recovered to some extent since the hurricane of 1899. The quality of the berry is said to be excellent.

RAILWAY CONCESSIONS IN PORTO RICO.

Authority for the construction of two railway lines in Porto Rico was granted by President ROOSEVELT on November 26, 1901. The concessions provided for a north-and-south line from San Juan to Port America, which is a few miles from the old Spanish fort of Guayama, and for an east-and-west line from Aquadella to Enseñada Honda.

LATIN-AMERICAN CONSULAR OFFICERS.

Recently the following Latin-American consular officers have been recognized officially by the United States Government:

GEORGE DE URIOSTE, Consul of the Argentine Republic at San Francisco, California.

NAPOLEON BONAPARTE KELLY, Vice-Consul of Brazil at Philadelphia.

ANDREW GRAY, Commercial Agent of Brazil at Pascagoula, Mississippi.

SANTOS ELIAS SANTOS, Consul of Ecuador at San Francisco, California.

JOAQUIN DIAZ PRIETO, Consul of Mexico at Cincinnati, Ohio.

AGUSTIN PIÑA, Consul of Mexico at Phoenix, Arizona.

CHR. G. BAHLE, Consul of Paraguay at Savannah, Georgia.

ELLIOTT G. RICKARBY, Vice-Consul of Paraguay at Mobile, Alabama.

SIMON BARCELO, Consul-General of Venezuela at San Juan, Porto Rico.

URUGUAY.
CULTIVATION OF TOBACCO.

The climatic conditions of Uruguay, as well as the properties of its soil, are admirably adapted to the cultivation of tobacco, and if it could be made more remunerative—the prices which the planters obtain from their crops illy compensating them for the expense and assiduous care which the plant necessitates—might become a serious competitor of the Brazilian and Paraguayan tobaccos, which are imported each year in large quantities.

There are numerous tobacco plantations in the Departments of Artigas, Tacuarembó, Rivera, Cerro, Largo, Minas, Maldonado, Canelones, Colonia, San José and Florida. The most important plantations are found in the Departments of Tacuarembó, Artigas, Rivera, Cerro, and Largo, bordering on the Brazilian State of Rio Grande do Sul, and their actual production is estimated at more than 1,000,000 kilograms.

The analysis of some samples of this tobacco, published in the "Bulletin of the Asociacion Rural de l'Uruguay," shows that their properties are in nowise inferior to those of the tobaccos consumed in other countries. They are well prepared, are of very good external appearance, and their leaves are for the most part free from worm holes and have a good odor. Everything shows that the cultivation has been intelligently followed and that great care had been used in preparation.

REPORT OF THE NORTHWESTERN OF URUGUAY RAILROAD.

The report of the Northwestern of Uruguay Railway Company, limited, for the eighteen months ending with June 30, 1901, just published, states that the gross receipts of the road were £50,829 (\$247,359) and the working expenses £47,276 (\$230,069), leaving a balance of £3,553 (\$17,290). To this must be added interest on 4 per cent internal-revenue bonds amounting to £16,085 (\$78,278), and Government guarantees amounting to £21,067 (\$102,522), making a total of £40,705 (\$198,090). Interest on debenture stock for eighteen months absorbed £36,832 (\$179,243) leaving £2,873 (\$18,838) to the net revenue account.

REPORT OF THE MIDLAND URUGUAY RAILROAD.

The report of the Midland Uruguay Railway for the year which ended June 30, 1901, states that the receipts of the line amounted to £42,584 (\$207,235), compared with £38,103 (\$185,428) for the previous year. The expenditures in 1900-1901 amounted to £42,864 (\$208,598) as against an aggregate of £46,722 (\$227,373) in 1899-1900. The result of the working of the road was a deficit in 1900-1901 of £280 (\$1,363) as compared with a shortage in 1899-1900 of £8,619 (\$41,945). Adding the Government guarantee, minus taxes, to the balance brought forward, the total receipts were found to be £61,637 (\$299,956). After deducting the deficit and the balance of debt, there remained £13,912 (\$68,703), of which £12,000 (\$58,398) was added to the reserve account. The directors report that the traffic receipts of this railway were greater than in any previous year. The increase was not due to any exceptional circumstances, and would seem to indicate a gradual development of business conditions.

THE ZANJA HONDA COLONY.

The Uruguay Development Company has passed into the hands of a receiver, and the Northwestern of Uruguay Railway Company, believing that it would be injudicious and contrary to the best interests of the road to allow the colonists located thereon to become scattered, has purchased the assets of the Development Company. These include the land, buildings, dwellings, schools, granary, and mill-agricultural implements, etc. The price paid was £7,000 (\$34,065.50). The colony affected by the change is located at Zanja Honda.

VENEZUELA.

SURTAX ON DRUGS AND PATENT MEDICINES.

On December 6, 1901, President CASTRO issued a decree with regard to the surtax on drugs and medicines, of which the following is a translation:

"The Provisional Presidente of the United States of Venezuela, in exercise of the powers delegated to him by the resolution of the National Constituent Assembly, approved on the 28th day of March of the present year, decrees:

"ARTICLE 1. All drugs, medicines, and chemical patent products, imported through the custom-houses of the Republic, shall pay duty per kilogram, gross weight, according to schedule 6 of the tariff.

"ART. 2. Fifty per cent of the product of this duty shall be added to the revenue for public instruction.

"ART. 3. All drugs, medicines, and chemical products which leave the port of exportation from the 10th instant, inclusive, are included in this decree.

"ART. 4. The Ministers of Finance and Public Instruction are hereby empowered to execute this decree, and the former shall provide rules and regulations for the fulfillment thereof."

EXPORT DUTY ON CATTLE.

On November 26, 1901, President CASTRO issued the following decree respecting the exportation of cattle:

"The Provisional President of the United States of Venezuela, in exercise of the powers vested in him by an act of the National Constituent Assembly, dated March 28 of the current year, decrees:

"ARTICLE 1. A temporary tax of eight *bolivars* shall be levied on every head of cattle exported, except milch cows.

"ART. 2. A tax of twenty *bolivars* shall be paid for every milch cow exported, and the interested parties shall, before each shipment, solicit a special permit from the Minister of Finance.

"ART. 3. This decree shall be in force from the date of its publication in the 'Official Gazette,' and it shall be the duty of the Minister of Finance to provide the proper regulations for the fulfillment thereof.

"ART. 4. Let a report thereof be presented to the National Congress at its next session."

PRODUCTION OF BALATA.

"El Guayanés," of Upatá, Venezuela, states that during the twelve months ending with October, 1901, over 1,840,000 kilograms (4,048,000

pounds) of balata were shipped from San Felix and Guri, Territory of Yuruary, to Ciudad Bolívar. This district is situated south of the Orinoco River and east of its tributary, the Caroni, besides being partially drained by two other rivers, the Yuruary and the Imataca.

This balata paid a tax to the State of Bolívar equal to about 4 cents gold per kilogram and 2 cents gold per kilogram to the National Government. Such taxes have since then been increased about 100 per cent per kilogram. In addition, \$772 was collected in other taxes, fees, etc.

The total public revenue collected from balata is said to have been \$11,425.60. The export value of balata, as stated by the journal quoted, was equivalent on an average to 38 cents gold per pound, bringing the total value for twelve months up to \$1,538,200.

DEPOSITS OF COAL.

The "Mining Journal," of London, quotes Mr. E. CORTESE, a noted European mining expert, as saying that coal occurs widely distributed throughout Venezuela. "It is invariably of Oligocene age. The principal centers are to the south of Carupano, the Rio Casani, Naricual, Capirienal, Querequal, and Araguaita. At Naricual the coal contains 1.25 per cent of moisture, 38.43 per cent of volatile constituents, and 2.83 per cent of ash. The yield of coke is 58.49 per cent and the calorific power 9,052.8 calories."

LATIN AMERICA IN 1901—A REVIEW.

Many events of momentous importance, especially from a political point of view, have transpired in a number of the Latin-American countries belonging to the International Union of American Republics during the year 1901.

It is hoped and believed that eventually the several American countries will be drawn more closely together by the highways of the sea, that some of those highways will be shortened by the construction of an Isthmian canal, and that, at a period not very distant, the railway systems of the North and South will be connected at the Isthmus of Panama, so that the political and commercial capitals of seventeen out of the nineteen Republics belonging to the International Union will be closely united by land routes; thus present journeys of weeks and months will be condensed into trips of but comparatively few days. In this connection the renewed activity displayed by the various countries concerned, at the close of the year 1901, in the furtherance of all plans looking toward a trans-Isthmian waterway is a

matter of deep interest to all America, both as affecting internal and foreign relations. The convention signed at Washington on November 18, 1901, between the United States and Great Britain to facilitate the construction of a ship canal to connect the Atlantic and Pacific Oceans, and the agreements made with the Governments of Nicaragua and Costa Rica in the development of the same idea, mark the removal of the most important hindrances to the successful inauguration of the work.

An event of supreme interest to each of the Republics and to the International Union, marking the year 1901, was the convening of the Second International Conference of American States in the City of Mexico. In response to an invitation extended by the Republic of Mexico, this Conference was inaugurated on Tuesday, October 22, 1901. The formalities attendant upon the opening exercises were characterized by appropriate ceremonies and by cordial and courteous greetings on the part of Mexico. The Conference was still in session at the close of the year.

The Pan-American Exposition, held in the city of Buffalo from May to November, inclusive, had for its main purpose the establishment of a more extended sentiment of the community of interests existing among the nations of the Western Hemisphere, and in this respect amply accomplished its design. This fraternal feeling was evidenced by active participation on the part of all the American countries, and found expression in the common grief over the sad event which overwhelmed the land in the closing months of the Exposition. The shock occasioned by the assassination of President MCKINLEY during his visit to the Exposition was a contributing cause to the financial non-success of the enterprise. But at no time have the nations of America been so closely united as when they mourned in concert around the grave of the President of the United States.

In considering the trade relations of Latin-American countries, with the United States, the countries range themselves with reference to facilities of communication in the following order: Mexico, the West Indies, Central America, the east coast of South America and the west coast of South America. Laying all other considerations aside, it can be said, regarding the commercial relations of the United States with Mexico, between which countries there is close intercommunication by land and sea, that highly satisfactory conditions prevailed in 1901. It is also worthy of note that the relations with Central America are expanding, while those of the island Republics and colonies show improvement.

The increase in Latin-American trade for the fiscal year 1901 was very noticeable. It is perhaps not fully appreciated in the United States that the markets of Europe are practically as near the Atlantic

coast of South America as are those of the United States, nor that the easternmost point of South America extends 2,600 miles farther east than New York, thus bringing the sailing distances of the ports of southern Europe actually nearer, and the principal commercial cities of England and Germany almost as near as the principal port of the United States. Pernambuco, Brazil, is 3,700 nautical miles from New York—Plymouth, England, being only 200 miles farther away from Pernambuco—while Rio de Janeiro is 4,700 miles and Buenos Ayres, Argentine Republic, is more than 1,000 miles farther removed from New York City.

Considering that the geographical conditions are almost equalized for them, it is not surprising that the European countries have thus far retained a firm grasp on the trade of South America, especially since they have been strenuously endeavoring to monopolize that trade for more than half a century, while the efforts of the United States in that direction, except in a desultory manner, have covered a period of scarcely more than a decade. This has placed many artificial obstacles in the way of commercial progress between North and South America. These include the customary usage in South America of goods manufactured in Europe, the large investments of European capital in that part of the world, including carefully developed banking facilities, and well-managed transportation lines. Concerted and industrious effort on the part of United States exporters is, however, gradually overcoming many of these obstacles. It must be said, nevertheless, that in actual practice, many vessels bringing rubber, coffee, wool, and hides from eastern South American ports to the United States load at ports of the latter country with grain, provisions, and general merchandise for Europe, where, after discharging their cargoes, they reload with goods of European make for South American markets. With regard to trade relations with the Pacific coast of South America there was a very apparent increase in the fiscal year 1901 so far as the United States was concerned, due mainly to the establishment of new steamship lines. Eighty-seven per cent of the total of South American imports is taken by countries bordering on the two great oceans, such imports including articles which could be readily furnished by the United States if proper facilities for shipping were at hand.

During the fiscal year ended June 30, 1901, the countries belonging to the International Union of American Republics exported to the United States products to the value of \$148,653,213, which represented a gain over the previous twelve months of \$17,907,956, the aggregate value of the exports in the fiscal year 1900 having been \$130,745,257. Including the islands and colonies of America having a preponderance of inhabitants descended from the Latin races, or all of America excepting British North America and Porto Rico, the

exports to the United States were valued at \$212,599,851 in the fiscal year 1901, as compared with \$180,591,514 during the previous twelve months.

The imports by the Latin-American Republics from the United States were valued at \$90,632,555 in the fiscal year 1901, as compared with \$81,562,003 in the previous fiscal year, representing an increased import valuation of \$9,070,552 in one year. At the same time the imports by Cuba and the several American colonies were worth \$42,919,118 against \$43,000,442 in 1900, showing a decrease for the year of \$81,324. From the United States, all of Latin America imported merchandise to the value of \$133,551,673 in the fiscal year 1901, as compared with \$124,562,445 in 1900. From these figures it can be seen that in the fiscal year 1901 the balance of trade in favor of the Latin-American Republics was \$58,020,658 in 1901, and \$49,183,254 in 1900, while the balance in favor of the whole of Latin America was \$79,047,908 in 1901, and \$56,029,069 in 1900. The figures giving exports to and imports from the United States, by countries, for the fiscal years under comparison are to be found under the respective headings.

Argentine Republic.—During the fiscal year ending June 30, 1901, the Argentine Republic exported to the United States products to the value of \$8,065,318, as compared with exports worth \$8,114,304 in the previous twelve months. The imports received by the Argentine Republic from the United States during the twelve months which ended June 30, 1901, were valued at \$11,537,668 as compared with \$11,558,237 in 1900.

The published statistics of the foreign commerce of the Republic for the first six months of 1901 show an increase of \$92,982 gold in the value of imports as compared with the same period of the preceding year, and an increase of \$3,677,613 gold in the value of exports; the imports for the first half of 1901 being worth \$56,619,775 and the exports \$97,776,764. The greatest increase was shown in regard to imports from the United States, or from \$5,653,894 in the first half of 1900 to \$6,854,849 for the like period of 1901. The export list shows, however, that the reception of Argentine goods by the United States for the two periods under comparison underwent practically no change, while both France and Great Britain increased their purchases in the Argentine Republic by nearly \$4,000,000. Maize, linseed, and flour showed remarkable gains in the quantities sent abroad, the percentage of increase for the latter article being more than 200. Wool and hides also rose in export valuation from \$36,039,167 for the first six months of 1900 to \$44,837,400 during the same period of 1901. The figures for the estimated wool clip for the year 1901 show an increase of about 10 per cent and the quality is reported good.

The latest official statistics of the trade of the Republic from Argen-

tine sources are for the first nine months of the calendar year 1901, and indicate the following commercial transactions with the countries named, as compared with the corresponding period of 1900:

	Imports.		Exports.	
	1901.	1900.	1901.	1900.
United States	\$11,219,131	59,321,475	\$6,237,756	\$1,733,185
Great Britain	28,573,325	30,141,521	21,968,686	16,432,653
Germany	13,047,773	12,556,877	17,428,260	16,511,128
France	7,802,476	8,721,739	20,879,885	14,550,856
Belgium	6,806,876	6,985,157	11,572,853	16,169,145
Italy	11,883,720	11,699,364	3,365,815	3,213,665
Brazil	3,231,330	2,882,373	6,751,273	1,015,250
Spain	2,953,902	2,854,622	1,476,368	1,722,684

In the latter part of 1900 the first direct shipment of Argentine flour to the city of Pará was made, since which time Brazil has been an important factor in the flour trade of the Republic. A noteworthy fact in regard to the shipments of wheat from the Argentine Republic since 1892 is indicated by the remarkable changes in the destination of such exports as compared with the year 1900. In the former year Great Britain imported practically no Argentine wheat, while in the latter, the Republic figured for 48 per cent. Of the 1,929,676 tons of wheat shipped from the Republic in 1900, 92,620 tons were sent to British ports, and of the 713,248 tons of maize, 326,310 tons went to Great Britain. A new and important item of trade between the two countries referred to is furnished in the shipments of butter from the "Union Argentina" to London early in 1901, the first lot consisting of 3,325 cases. Typographical supplies for the Argentine, which had previously been obtained from Great Britain, were ordered from the United States in January, 1901, the value of \$60,000 having been contracted for by a special agent who visited the United States for the purpose of comparing the American and British varieties.

The condition of wheat exports from the Republic is shown by the fact that the shipments in 1899 were 1,713,429 tons as compared with 1,929,676 in 1900, but for 1901 (first half) 26,444,000 bushels only were exported.

Against 14,238,500 kilograms of tallow exported in 1899, 17,704,100 were shipped abroad in 1900. Other increases shown are 15,511 tons of frozen beef and 5,544 tons of linseed. In the frozen-beef trade the shipments from the River Plate have increased phenomenally, those for 1900 having been four times as great as in 1889, a further increase being noted for 1901. The frozen-mutton industry, on the other hand, appears to be almost stationary.

Of the 150,550 head of cattle exported in 1900, 38,562, or about 25 per cent, were sent to the United Kingdom, while of the 198,102 sheep, 178,969, or about 95 per cent, were shipped to British ports. It is important in this connection to note that for more than eight months

of the year the ports of the United Kingdom were closed against cattle and sheep from the Argentine Republic on account of the prevalence of the foot-and-mouth disease in the latter country. The decline in the wool shipments for 1900 was also due to the same cause. This disease was reported to have entirely disappeared in February, 1901, and strenuous measures were taken by the Government to prevent the possibility of its recurrence. In the message of the President delivered to Congress at its regular session in May, 1901, it was reported that the loss from decreased shipments of live stock had been balanced by exports of frozen meat, 1,056,441 carcasses of mutton and 152,749 quarters of beef having been shipped from the various ports of the Republic in the five months from January to May, inclusive.

The linseed crop for 1901 is reported as having been 500,000 tons, or about twice as much as the usual crop, which places the Argentine Republic in the front rank of flax-growing countries.

In the State of Tucumán the sugar-growing industry received increasing attention throughout the year, with the result that the crop attained larger proportions than heretofore. Machinery for the exploitation of this industry was furnished mainly by United States firms.

Viniculture constitutes one of the chief and growing industries of several sections of the Republic, the Province of Catamarca producing, in 1900, 1,799,013 liters of wine, the stock on hand on January 1, 1901, being 967,892 liters. This industry constitutes one of the principal sources of prosperity for the regions traversed by the Great Western Railroad.

In the Province of Santa Fé the wheat crop was reported as in excess of the average production. A considerable quantity of Italian seed wheat imported for the purpose having been sown, was found to be inferior to the native product. The grape crop of Mendoza Province was estimated as exceeding that of the previous year (1900) by fully 40 per cent.

The area devoted to the cultivation of maize in 1901 was estimated at nearly 1,200,000 hectares, while crop returns show an aggregate of over 28,000,000 quintals of 101.42 pounds each. This is an increase of about 5,000,000 quintals, as compared with the crop of 1899, which was the average year, there having been a great falling off in 1900. The principal markets supplied with Argentine corn are those of England, France, Brazil, and Belgium.

The tariff schedule operative throughout the year 1900 continued in force for 1901 with but slight alterations.

The budget for the year 1901 provided for the disbursement of \$89,940,499.10 in national currency and \$26,025,175.82 in gold, the receipts being fixed at \$63,300,000 national currency and \$37,991,788 gold. A new issue of bank-notes, printed by the Buenos Ayres mint,

was made early in the year in denominations of \$100, \$50, \$10, \$2, \$1, and 50 cents.

The report of the "Banco de la Nación" for December 31, 1900, stood as follows: Assets—shares, \$50,000,000; discounts in 1900, \$12,843 gold and \$82,930,113 paper; advances in current account, \$809,094 gold and \$135,804 paper; properties of the bank, \$3,497,555; cash, \$7,974,708 gold and \$44,191,902 paper. Liabilities—capital, \$50,000,000; branches, \$5,065 gold and \$2,120,941 paper; accounts in current account and time, \$592,765 gold and \$75,426,753 paper; judicial deposits, \$222,459 gold and \$18,320,907 paper; conversion fund, \$6,100,875 gold and \$1,143,081 paper; reserve fund, \$2,035,506 gold.

On October 8, 1901, Señor Don MARTÍN GARCÍA MÉROU was received by the President of the United States in the capacity of Envoy Extraordinary and Minister Plenipotentiary from the Argentine Republic near the Government of the United States.

Immigration into the Argentine Republic throughout the year 1900 was represented by 105,902 persons, Italians predominating, followed in order by Spaniards, French, Russians, Austrians, and Syrians. Other nations were represented by small numbers only.

On January 1, 1901, the population of the city of Buenos Ayres was reported to be 821,293, the Argentine capital being thus shown to be the second city of the Latin race in respect to population, Paris alone ranking it. The total population of the Republic on the date given was 4,800,000, of which 1,250,000 were foreigners and 3,550,000 natives.

At the opening of the year 1901 it was estimated that the extent of railroad trackage in the Republic was 16,563.5 kilometers, of which 2,007.2 kilometers were under State control. The total capital invested was reported to be in excess of \$525,000,000 gold.

The semiannual report of the Southern Railway of the Argentine Republic for the year 1900 showed an increase of net profits, as compared with the previous year, of £43,000, the net gain to the company during the twelve months being £1,170,000. The reports of the various railway companies in the Republic under British control were made public in May, 1901, and, in general, show gratifying results for the year 1900.

A consolidation of two of the steamship lines plying between Hamburg and American ports was reported in February, 1901, it being estimated that the registered tonnage of the company thus established would be 450,000.

Continual progress marks the development of the Republic in the matter of electricity, all the leading electrical engineering concerns of the United States being represented in the country at the opening of the year 1901, and the value of investments in electrical undertakings is estimated at \$40,000,000.

Telegraphic communication, via the Straits of Magellan, with Tierra del Fuego was one of the branches of public service which engaged the attention of the Government in the course of the year, 21 miles of cable having been purchased in London for the purpose.

In order to increase the general knowledge of improved agricultural machinery throughout the Republic, an expenditure of \$100,000 was authorized by the Cabinet, the implements to be distributed in the agricultural schools of Córdoba, Villa Casilda, and Las Delicias.

A new trade-mark law took effect on January 1.

The first South American Press Congress was held in Buenos Ayres during the month of April, 1901, and celebrated the centenary of Argentine journalism. Many questions were discussed, and various plans were formulated for the betterment of journalism and the conditions of literary activity.

Permission was granted by the Government to explore and work the sulphur deposits in the Territory of Los Andes. In the Province of Salta, the borax industry is reported to be assuming an important position, it being estimated that the shipments of this article to European ports for the year 1901 exceed 16,000 tons, exports of 4,000 tons being reported for 1900. The manufacture of oil, which, until 1890, had no place in the industrial life of the Republic, has attained a high grade of development, the City and Province of Buenos Ayres at present containing 12 oil-extracting mills, with a combined capital of \$1,535,000. All of these installations are provided with the best and most modern machinery, and the maximum daily production is approximately 650 tons.

Grain elevators and storehouses for the accommodation of the cereal crops were projected on a large scale, and a factory for the manufacture of castor oil was reported as nearing completion in the Province of Tucumán. Various new refrigerating and cold-storage plants have been erected, notably in the Provinces of Santa Fé, Buenos Ayres, and at Bahía Blanca. Breweries have been established within the past decade throughout the Republic, and the native beers have met with such favor that importations have materially decreased. In 1901 there were four breweries in Buenos Ayres, with a yearly capacity of 200,000 to 300,000 hectoliters. In Córdoba an English establishment turns out an annual production of 8,000 to 10,000 hectoliters, while smaller breweries flourish in Bahía Blanca, Rosario, Esperanza, Mendoza, San Juan, and other points of the Republic. The machinery and apparatus used in brewing is imported chiefly from Germany.

Bolivia.—The commerce of the country is mainly conducted through the ports of Antofagasta and Arica, Chile, and Mollendo, Peru, so that shipments of merchandise are, in most trade reports, credited to the countries in which those ports are situated rather than to Bolivia, the country of destination or origin. The total imports for the cal-

endar year 1900 were valued at 13,344,114.47 *bolivianos*, and the exports at 35,657,689.96 *bolivianos*. The countries exporting merchandise to the Bolivian Republic rank in importance as follows: Germany, Great Britain, Peru, Argentine Republic, and the United States, in the order named. For the first six months of 1901 the grand total of products for Bolivia imported through the port of Mollendo aggregated 2,571,365.21 *bolivianos*, and the exports for the same period through the same port amounted in value to 1,278,828.31 *bolivianos*. Statistics concerning Bolivian trade are necessarily delayed owing to the fact of their arriving in transit through other countries, whose entries must be differentiated from those of Bolivia. The receipts of the La Paz custom-house during the first seven months of 1901 aggregate a grand total of 811,256.33 *bolivianos*.

An idea of the advance made in the commercial relations between Bolivia and the United States may be obtained from the value of the exports from the latter to the former country for five years, from 1896 to 1900, inclusive, which showed a four-fold increase, with a corresponding increase in the number of shipping ports. The tin exports of Bolivia for the year 1900 sent to London are reported to have been 4,350 tons. This is more than the entire output of the celebrated Cornwall mines in that year, their total product having been 3,910 tons. The development of this industry is a source of constant interest to the Government, and new and improved machinery is continually imported with this object in view. It has been shown that, with proper enterprise, Bolivia is capable of rivaling the tin output of the Dutch East Indies and Australia. The rubber of this Republic, which forms the principal article of export from the port of La Paz, is of excellent quality and commands almost the same price as that of Para.

From a German report on commercial conditions existing in Bolivia it is shown that in the supply of cotton goods the United States ranks first in the Republic, Germany taking second place, and Great Britain third. France leads in the importation of wines and liquors, owing to the fact that a commercial treaty with that country has provided for the free entry of French wines. This, however, expires by limitation in May, 1902.

With a view to the development of railway communication within the limits of the Republic, a law was promulgated in January providing that the revenue receipts on alcohol and distilled liquors and on crude rubber in the Department of La Paz should, for three years, be applied to the construction of a line from Lake Titicaca to La Paz.

The exploration of the Upper Paraguay River was undertaken with the design of opening up a new trade route for the Republic. A complete trigonometrical survey of the country was projected during the course of the year and a contract was made with a Paris firm for surveying and mapping 40,000 square kilometers of territory and for the

laying off of a triangulation for that purpose. A delimitation of the boundary line with Paraguay was also determined upon, and the work of survey was begun in March, 1901. Geologists and other scientific experts accompanied the commission with a view to making accurate reports on the various mining properties encountered.

The "Bolivian Company," organized during the year through the agency of Sir MARTIN CONWAY, had for its object the development of various Bolivian industries, the opening of roads, etc., in the Provinces of Caupolicán and Larecaja.

As a result of the increased production of minerals in 1901, exchange rose from 17 and 18 *pesos* the *boliviano* to 22½, and then to 22½. Numerous metallurgical establishments were also put in operation, and the opinion is held that, with sufficient capital and proper methods of exploitation, Bolivia could easily become the first gold-producing country of the world.

A treaty of extradition and a parcels-post agreement with the United States were entered into during the year, and a treaty of friendship and extradition with Italy was ratified on January 7, 1901. One of the stipulations of the latter agreement was that a commercial clause should be negotiated within two years from that date between the nations interested.

Brazil.—For the fiscal years 1900 and 1901 Brazilian exports to the United States are represented by the values \$58,073,457 and \$70,643,347, respectively, while for the same period imports from the latter country were worth \$11,578,119 and \$12,034,267, respectively.

For the calendar year 1900 the value of leading exports to Great Britain was represented by £852,531 as compared with £336,402 in 1899; imports from the United Kingdom for the same periods were valued at \$2,529,780 in 1900 and \$2,753,457 in 1899, thus showing very gratifying trade conditions.

Detailed statistics of the export trade of Rio de Janeiro and Santos for the calendar year 1900, as compiled by the Brazilian Bulletin of Commercial Statistics, show that, during the year cited, exports to the United States amounted to nearly as much as the exports to the whole of Europe. Out of a total export trade value of 473,780,219\$000, 212,315,527\$000 represents the share of the United States. For the first quarter of 1901 the total imports of the Republic were valued by the National Statistical Bureau at 68,171,265\$ (\$15,296,382.81) while the exports during that period were worth 205,495,868\$ (\$45,155,523.53).

A new consular invoice law went into effect on January 1, 1901.

The State of Pernambuco is said to be in a particularly prosperous condition with reference to the cotton-manufacturing industry, one mill having paid a dividend of 36 per cent in the year 1900, and other concerns paying dividends of 18 and 10 per cent, although lacking the most improved methods of exploitation, are reported.

A new industry, which will no doubt have far-reaching economic results, is the manufacture of butter in the State of Minas Geraes. At the opening of the year 1901 it was reported that 30 factories were in operation in that State, whose product was steadily supplanting the foreign article. As butter making in the Republic dates back only ten years, this showing is worthy of note. Various measures have been enacted affecting the transport of this product and tending to facilitate its distribution at home.

An interesting report on the conditions affecting the flour and wheat trade of the Republic was published during the year by Senhor CARVALHO, manager of the wharves at Rio de Janeiro, showing the status of foreign and domestic trade in these articles from 1876 to 1900, inclusive. A new feature of this branch of industry has appeared since 1888—the manufacture of flour in Brazilian mills from wheat imported from the United States and the Argentine Republic, the product for 1888 being represented by 10,000 tons, and in 1899 by 71,000 tons. The manufacture of jute bags for the shipment of coffee has proved one of the remunerative new industries of the year.

Coffee receipts at Santos and Rio de Janeiro, the two great coffee-shipping ports of the Republic, aggregated 10,361,000 bags in the season from July 1, 1900, to May 31, 1901, as compared with 8,656,000 bags in the season previous. It is estimated that the crop of 1900-1901 surpassed all previous records, 12,000,000 bags being the anticipated output. At the close of the year 1901 the estimate of the growing crop (to be marketed in 1902) was placed at 7,500,000 bags, and in view of the anticipated rise in the price of this important article of Brazilian trade, the outlook for agriculturists and business men generally was very bright.

The stock of rubber on hand in the State of Amazonas on December 31, 1900, was reported to be 245,000 kilograms. This State, which is the greatest rubber-producing district in the world, recently promulgated regulations requiring that all the rubber gathered shall be handled in Manaus. This city has developed marvelously within the past eight years, the present population being estimated at 52,900, as compared with 20,000 at the earlier period. The placing of the rubber lands under private control, and a more intelligent, systematic, and economical supervision of rubber gathering, will result in a greater regularity of supply and more stable prices for that commodity. The production of rubber in the Amazon Valley for the year 1900 is reported to have aggregated 25,807 tons. For the first half of 1901 exports of rubber from the State of Para amounted to 6,576,348 kilograms, and the port of Manaus shipped 10,412,256 kilograms during the same period.

Seeds of various products, regarded as suited to the climate and soil of the temperate regions of the Republic, were imported during the year from the United States through the Brazilian Minister at Wash-

ington, Mr. ASSIS-BRASIL. They were distributed to the various farmers desiring to make experimental use of new agricultural products. A congress for the discussion of the various phases of agricultural development and the application of the best means to overcome existing backward conditions was convened on September 20, 1901.

Immigration of a desirable character received the encouragement of the Government, and among other projects for the development of this matter the Minister of Agriculture, Commerce, and Public Works called for proposals for the introduction of 30,000 immigrants. According to a report from United States Consul-General SEEGER, up to July 1, 1901, nearly 2,700,000 foreigners had located in Brazil, Italian immigrants forming the largest proportion. German colonies are in a most flourishing condition, that of Blumenau, in the State of Santa Catharina, being one of the best foreign settlements in Brazil. The latest available statistics are for the year 1900, when 13,801 immigrants entered the Republic at Rio de Janeiro, principally from Portugal and Spain.

The naval force of the Republic was augmented by law, in 1901, and special provisions were made for reenlistments of marines and ex-sailors.

A decree authorizing the establishment of a permanent exhibition in the capital of the State of Minas Geraes was promulgated during the year and the date of opening approximately fixed for April, 1902. Foreign nations have been invited to participate.

On January 7, 1901, the Pernambuco American Commercial Institute was opened, the purpose of the institution being the development of knowledge along commercial and industrial lines. The system of instruction employed will be based upon United States models and follow the lines laid down in similar establishments in that Republic.

A line of steamers to ply between Para and European ports was authorized by law in the course of the year, and further steamship service with the port of New York was inaugurated by the South American Steamship Syndicate on November 16, 1901. The purpose of this company is to connect with Brazilian ports to the south of Santos, that city having until then formed the southern terminus of the line interested.

The Western Brazilian Cable Company made improvements of an important character, whereby the cost of cable communication between Brazil and the United States was greatly reduced, and at the same time facilities for more speedy intercourse were offered. This new line was opened from New York to the Azores Islands, connecting with Brazil via Lisbon, and the delays incident to transmission through the London offices are now avoided. The reduction in rates is about 25 per cent.

The estimated expenditures for the year 1901, as given in the budget and appropriated for by the National Congress, were 244,514,194 *milreis* paper and 37,509,985 *milreis* gold. The revenues were estimated at 286,082,200 *milreis* paper and 58,869,741 *milreis* gold.

A new revenue law went into effect on January 1, 1901. Part of the national debt and the interest thereon was met in April by a deposit of £2,300,000 in London banks. In his message to Congress, delivered May 3, 1901, President CAMPOS SALLES indicated the possibility of a further contribution to this fund of £1,800,000 by December, 1901, which sum would more than meet the obligations of the Republic. The financial year 1900 showed a surplus in the budget of 69,000 *contos*, and the first quarter of 1901 indicated an increase under every branch of revenue as compared with the corresponding period of 1900. The report of the Minister of Finance, made public on September 17, 1901, contained a résumé of the financial affairs of the Republic since 1898 and justified the various measures taken by the Government for the restoration of public credit, and it was shown that the finances of the country were on a more solid foundation than for years past. Specie payments of the foreign gold obligations have been resumed and Brazilian securities have risen appreciably.

For the first six months of 1901 public revenues received at the port of Rio de Janeiro amounted to 31,809,241\$075 as compared with 24,133,024\$514 for the same period of 1900. Increased receipts were also noted for the port of Santos, but Bahia and eight other custom-houses show a slight decline in revenue collections.

Gold mining by the St. John d'El Rey Mining Company in the State of Minas Geraes constituted one of the important mining industries of the year, it being stated that these mines were of far greater richness and more easily exploited than various others of greater renown. The sales of gold bullion for the first six months of the fiscal year 1901 amounted in value to £165,352.

On February 9, 1901, the discovery of large manganese deposits was announced in the State of Minas Geraes. Analyses of the ore showed an average of 59 per cent of metallic manganese, with no phosphorus and a very small percentage of iron. As 52 per cent of metallic manganese is the highest average reported heretofore for Brazilian manganese, the value of the new deposit is evident. Coal beds containing a fine grade of the product were discovered in the State of Amazonas, the richest being 6 miles from the Colombian frontier and extending to Tabatinga, on the Brazilian frontier. Other coal deposits of good commercial value exist in the State of Rio Grande do Sul, the working of which is said to be profitable.

The boundary award between Brazil and French Guiana as delivered in Berne on December 1, 1900, gave to the former country the maritime boundary which Portugal has steadily claimed since 1688. About

147,000 square miles of the disputed territory were awarded to Brazil and about 3,000 square miles to France. Military attachés were appointed by the Brazilian Government to the various legations in European capitals, Washington, Buenos Ayres, and Santiago, and the Brazilian Minister at Brussels was granted full power to ratify the protocols relative to the protection of industrial property, which were under consideration between Brazil and Belgium. On April 1, 1901, an agreement for the exchange of postal money orders with Belgium went into effect, the orders for both countries to be expressed in *francs* and fractions thereof, those payable in Brazil being convertible into national currency at the commercial rate of exchange on the date of their presentation at the post-office.

Chile.—A comparative examination of the commerce of Chile with foreign trade nations shows that during the ten years intervening from 1891 to 1900 the balance of trade has been in favor of the Republic, the imports during the decade being represented by 1,335,964,480 and the exports by 1,523,032,751 *pesos*. The principal countries from which imports were received in 1900 were Great Britain, Germany, United States, Australia, France, and Peru, in the order named. The total foreign commerce of Chile for the year was valued at \$296,212,777 (Chilean currency), of which \$128,538,142 represented the value of imports and \$167,674,635 the exports. The exports to the United States, according to United States figures, during the fiscal year 1901 were valued at \$8,645,604, as compared with a valuation of \$7,112,826 in 1900. United States products imported by Chile attained a valuation of \$5,294,726 in 1901 as against \$3,287,565 for the previous twelve months.

British trade statistics indicate a falling off in the quantity of wheat imported from Chile during the year 1900, as compared with the previous twelve months, but copper imports show an appreciable increase. The value of goods imported into the Republic from the United Kingdom was about the same for both 1899 and 1900. In April, 1901, it was reported from Santiago that 70,000 tons of wheat, chiefly from the western coast of the United States, had been received at that port. This indicated a marked increase of wheat imports, necessitated by certain climatic changes in the Republic.

In March, 1901, the Chilean Government ordered from the United States 16,000 tons of standard steel rails for railways, it being one of the large orders placed in the estimated expenditure of \$16,878,190 for the improvement of the lines of the Republic.

The authorized expenditure of public moneys for the year 1901 amounted to \$129,319,793.07. The estimated revenue, including a surplus of \$18,576,829.43 from the preceding year, amounted to \$123,104,051.43. The total customs receipts in the various custom-houses of the Republic for the year 1900 amounted to \$78,467,461.

against \$68,613,755 in 1899, the import duties for the two years being \$28,305,863 and \$21,368,586, respectively, and the export dues, \$50,161,598 and \$47,245,169.

The standing army of the Republic was fixed for the year at 17,385 men, of which 5,885 were officers or instructors, and 11,500 privates. The navy consisted of 16 vessels of war, 20 torpedo boats, 10 coast guard vessels, 2 transports, and 10 pontoons, or store vessels. The personnel was fixed at 5,260 men, including 612 chiefs and officials and 600 landsmen.

For the improvement of the harbor of Valparaiso the sum of £17,250 was appropriated by the National Congress, the President being also given authority to expend £10,000 in the acquisition of dredges for the deepening of the entrances to other ports of the Republic, further grants being made for improvements at various custom-houses.

Banking and insurance companies declaring dividends for the half year ending December 31, 1900, demonstrated the high status of public credit, several of the latter paying 20 per cent. In the month of September, 1901, the Commercial Union of Santiago held an Industrial and Commercial Congress, the primary object of which was a discussion of existing domestic trade conditions and the best methods of improving them.

In the message of the President to the National Congress on June 1, 1901, it was stated that there were established throughout the Republic 1,547 schools, as compared with 1,403 in the previous year. Lyceums for girls had been opened in Taena, Talca, Canquenes, and Chillan, and another was shortly to be established in Concepción.

During the year, the English Navigation Company and the South American Steamship Company greatly increased their tonnage, the latter extending its itinerary to Central America and to San Francisco. Other additions to maritime communication were reported, among them being a company under the flag of the United States, with steamers plying between San Francisco and Valparaiso, and another whose itinerary should include the Pacific ports between Panama and Coronel in Chile, with an extension from Guayaquil to Europe. A departure of moment in the shipbuilding industry of the Republic was the construction, during the year, of a steel steamer for light-house service, entirely of native material. The hull of the vessel was not, as previously, made from parts obtained from abroad.

The acquisition of the rights of construction of the Transandine Railway by the Transandine Construction Company, Limited, represented by W. R. GRACE & Co., of New York, seems to afford a guaranty for the speedy completion of this important line of communication. The transaction was completed on August 23, 1901, the former holders relinquishing their rights in favor of the company

named through the signature of a deed of sale. The completion of this line will effect a saving of twenty days in the journey between Chile and Europe, and will also materially shorten the trip from the Republic to the eastern ports of the United States.

The sulphur deposits of the Republic have received renewed attention and further impetus was given to their development. With a view to the beneficial management of the nitrate market, an agreement was entered into by the owners and producers of that commodity whereby the output of nitrate each year should be limited. The arrangement was based on an approximate annual production of 1,600,000 tons (subject to modification), and became effective on April 1, 1901, five years being fixed as the limit of its continuance.

A report on the condition of the nitrate industry for the calendar year 1900 showed a production for the year of 32,474,583 quintals, of which 31,549,653 were exported. The world's consumption for that year was stated to have been 30,443,020 quintals. The record of consumption was reached in March, 1901, when the whole amount for the world showed a total of 6,000,000 quintals. In a report covering the first quarter of 1901 the Permanent Nitrate Association reported a total production of 5,939,097 quintals as compared with 7,514,794 quintals in the corresponding period of 1900. The exports were 6,188,383 for 1901 (first quarter), against 6,610,095 for the same period of the preceding year. The estimate for the year's exports, as given in the message of President ERRÁZURIZ on June 1, 1901, reached a total of 39,500,000 Spanish quintals, on which it was figured the export duties would amount to \$45,725,000. A bill authorizing the sale of the nitrate properties of the Government was passed by the Chilean Congress during the year, the proceeds to be at the disposal of the Government.

A notable feature in the exports of copper for 1900 was the decrease in exports of ores and the increase in the bar copper and the regulus or matte sent abroad. The total production of gold in the Republic for the year 1900 was 2,449,004 grams, valued at \$1,714,315, United States currency, of which 2,120,403 grams were exported in bars and 2,680 grams in gold ore.

Various important contracts were entered into for the colonization of certain sections of the Republic, one of which included the settlement of 1,000 European families in the Territory of Magellan, within a period of eight years. The Austrian settlements in Patagonia are reported as very prosperous.

The death of Señor DON FEDERICO ERRÁZURIZ, President of the Republic, occurred on July 12, 1901. The deceased Executive had been in public life since 1876, and had occupied a high place among the notable men of his country. During the administration of President BALMACEDA he occupied the position of Minister of War, and was

Minister of Justice and Public Instruction under President MONTT. His presidential term was inaugurated in September, 1896, and from that time until his death he applied himself with great diligence to the solution of those economic and international questions which claimed the attention of the Government, and in which his great talents, vast learning, and knowledge of statecraft were of incalculable value.

Another sorrowful occasion for the Republic was the death, on August 20, 1901, of Señor CARLOS MORLA VICUÑA, Envoy Extraordinary and Minister Plenipotentiary for Chile near the Government of the United States. Señor MORLA VICUÑA was one of the best-known South American statesmen, and at the time of his death, in addition to his post as Minister, held that of Commissioner to the Pan-American Exposition at Buffalo, in which city he contracted the illness which terminated fatally.

Colombia.—The Republic of Colombia has an average export trade of about \$15,000,000 annually. For the fiscal year ending June 30, 1901, the receipts of Colombian merchandise by the United States were valued at \$3,230,652, as against \$4,307,814 in 1900. The imports of United States goods at Colombian ports for the same year were valued at \$3,142,052, as compared with \$2,710,688 in the preceding twelve months. For the eleven months of the calendar year 1901 United States statistics show that \$3,329,539 and \$3,024,488 represent the import and export valuations of trade with Colombia, as compared with \$2,824,633 and \$2,362,855 in the corresponding period of 1900.

A decree which went into effect on March 5, 1901, exempted from import duty certain food products, the same to continue in operation for sixty days. The export duties on native products were fixed by a decree of March 1, and were to be paid in national paper currency. Dating from May 15, 1901, the port charges of the Republic were made payable in gold. In October, 1901, a governmental decree was issued, whereby the import rates on articles imported into the Republic were increased 20 per cent.

At the beginning of the year 1901, according to official information, there were in the Republic of Colombia 605 kilometers (376 miles) of railways, eight of the nine Departments of the country being traversed by the lines.

The annual report of the Panama Railroad and Steamship Company for 1900 showed a very prosperous condition of affairs, the president of the company stating that "the year has been one of the most important in the history of the company." The inauguration of an "open-door policy" for the Panama route brought considerable additions to the steamship service, and the construction of new ships for the Atlantic line was deemed advisable. The total earnings for the year were \$2,655,196, an increase of \$460,152 as compared with 1899.

The coal mines situated on both sides of the Isthmus of Panama

were extensively exploited during the year, a company of Swiss capitalists being formed in Paris for the purpose.

An unprecedented gold shipment marked the month of March, 1901, 200 bars of the precious metal forming one item of transport from the interior of the Republic. In the same month it was reported that nearly \$1,000,000 was forwarded to Europe in one shipment.

The emerald mines of Muzo and Coscuez were offered for sale or lease during the course of the year, and it was decided by the Government to sell to the highest bidder, for a term of fifteen years, the exclusive right to develop the pearl and coral fisheries in Colombian waters.

Considerable quantities of coal from Norfolk, Va., U. S. A., were received at Colon, one shipment of 12,000 tons, distributed in four steamers, being reported.

In March, 1901, the "Colombian-United States Mining Company," with a capital of \$1,000,000, was incorporated at Wilmington, Delaware, United States, for the exploitation of the mines of the Republic.

An important decree affecting the registration of labels and trademarks in the Republic was issued November 29, 1900.

On March 2, 1901, Señor Don CARLOS MARTINEZ SILVA was received by the President of the United States as Envoy Extraordinary and Minister Plenipotentiary of the Colombian Republic near the Government of the United States.

Costa Rica.—The commercial and financial report of the Republic for the year 1901, as submitted to the National Congress by Señor ELOY TRUQUE, Assistant Secretary of the Treasury, indicates that by reason of the decline in coffee prices in foreign markets, Costa Rican trade conditions were temporarily straitened. The predicted rise in the value of this commodity will, however, readjust affairs, and as the coffee of the Republic is regarded by experts as unexcelled by that of any other region, no permanent injury to the trade is looked for. The consumption of Costa Rican coffee in the United States is constantly increasing, and the high prices it commands, compared with those obtained for coffees of the same grade from other countries, is proof of its growing popularity. The coffee exports of 1900 were valued at £589,000, of which 55 per cent were sent to Great Britain, 26 per cent to the United States, 15 per cent to Germany, and 4 per cent to other countries. A law abolishing the export duty on coffee became operative on September 1, 1901. The total value of the commerce of the country for the year 1900 was over \$12,000,000.

One of the most important items of increase in the foreign trade was shown to be in the banana industry, a comparison between the years 1881 and 1900 showing the shipments to have been 3,500 bunches, and 3,420,166 bunches for the two years, respectively. It was further

stated that the value of banana exports was exceeded by one article only, viz, coffee. An experimental shipment of bananas by means of barges towed by steam tugs was made in March, 1901, it having been calculated that the saving by this means of transportation would be fully 25 per cent. In the trade for 1900 and 1901 the United States figured for about 50 per cent in the import lists of the Republic as against 43 per cent in 1899, Germany's trade having fallen off one and one-half points, while that of Great Britain advanced from 19.6 per cent to 22.6 per cent in the years named.

A commercial treaty with France, providing for the reciprocal exchange of tropical products between the Republic of Costa Rica and the French colonial possessions and France proper at the lowest rate of customs duties, was entered into by the two interested countries and signed on June 7, 1901, at San José.

According to a governmental decree, import duties on foreign goods brought into the Republic were raised 50 per cent after April 28, 1901. The importations during the first half of the fiscal year 1900-1901 were comparatively heavy. According to United States statistics, the receipts of Costa Rican products during the fiscal year 1901 amounted in value to \$2,990,550, compared with \$2,980,030 in the previous 12 months. Imports from the United States received at Costa Rican custom houses were valued at \$1,946,726 in 1901 and \$1,462,355 in 1900. The tobacco industry is developing rapidly in the Republic, a significant indication of the fact being shown by the reduced importations of foreign manufactured tobacco.

On February 2, 1901, an issue of bonds to the amount of \$148,910.96, American gold, was authorized in conformity with Clause XIII of the Pacific Railway concession. This sum represents one-half of the estimated value of the railroads constructed during the months of July to December, 1900. Of this issue, \$111,000 was for delivery to the contractors, the remainder to be held by the Government in the nature of a guaranty, in accordance with the terms and provisions of the concessions. A further issue of bonds was ordered in April in part payment for the construction of 29.5 kilometers of railway completed between January 1 and March 31, 1901.

The net earnings of the Costa Rica Railway Company in 1900 amounted to £135,552, a sum sufficient to meet the interest on the capital invested and to increase the reserve fund.

In March the circulation of 30,000 *colones* was authorized by Presidential decree. These gold coins were made at the United States mint in Philadelphia in denominations of two *colones* each. In the same month Costa Rican bonds to the value of 642,300 *colones* were incinerated, having been issued in 1897 and 1899 and subsequently redeemed.

Cuba.—During the month of January, 1901, the total receipts from customs at the port of Havana were officially stated to have been \$879,325.18, import duties to the extent of \$705,234.59 forming the chief item of receipt. According to an order issued by the President of the United States, the export duty on tobacco was abolished after April 1, 1901. It was estimated that the abolition of this duty would cause a loss of revenue amounting to from \$800,000 to \$1,000,000 annually, but the Economic Commission, upon whose recommendation the order was issued, was of the opinion that the stimulus given to production would more than offset the loss. The exports affected amounted to about \$20,000,000 per year. Modifications of the Cuban tariff as promulgated on September 27, 1901, provided for the reduction of the duty on railway equipments from 10 to 5 per cent ad valorem, the same reduction being made on machinery used in the manufacture of sugar.

For the first quarter of the year 1901 the customs receipts at all ports aggregated \$3,985,946.89, which was a slight decline as compared with the corresponding period of 1900, but an advance over the first three months of 1899. The falling off was due to decreased receipts at the port of Havana. A comparison of the total receipts from internal revenue collections for the fiscal year ending June 30, 1901, with those for the preceding fiscal year shows a diminution of \$213,270.74 in 1901.

Active efforts were made during the year to introduce the cultivation of cotton into the noted Vuelta Abajo tobacco district of the island. The Western Railway Company of Havana procured a quantity of seed from Egypt, the sea-island plantations of Georgia, and the long sections of the Mississippi Valley. Plantation owners willing to experiment with the plant were furnished seed, gratis, and pamphlets printed in Spanish and containing all possible information with reference to the culture of the cotton plant were also issued. Fifty years ago cotton was cultivated on an extensive scale in this district. The total production of sugar in 1901 was 635,856 tons.

Sponge fishing has been one of the rapidly developed industries of the island of late years, it being estimated that the value of sponges exported from the port of Batabano each year is about \$1,000,000. This industry has grown up within the last fifteen years, France and the United States being the principal buyers. The iron mines opened at Chirivicos shipped their first cargo of ore on May 12, 1901; 2,200 tons comprised the shipment, which was destined for the United States. The Hamiyi Company, having a capital of \$2,000,000, with headquarters at New York, was incorporated in June, the purpose being to raise sugar cane and to manufacture sugar and other products. Another company located at Banes, and operating a large factory, established at a cost of \$750,000, found it necessary to enlarge the plant after two months' work.

On July 1, 1901, the National Bank of Cuba became the depository of the insular funds in Cuba and the fiscal agent of the United States Government, with main offices at Havana and branch establishments at Santiago, Cienfuegos, and Matanzas.

The second month of the calendar year 1901 was notable for the assembling of the Pan-American Medical Congress in the city of Havana. Valuable papers were presented on the subjects of hygiene and quarantine, and the various countries of Latin America were ably represented at the sessions, which lasted from the 4th to the 7th of the month.

From July 1 to December 31, 1900, the total number of immigrants arriving at the port of Havana was 14,578. The figures for the calendar year 1901 have not been made public as yet.

On April 1, 1901, the rates of postage and classification used in the United States went into operation for all mail matter passing between the United States and Cuba, those previously applied having been the same fixed for other countries belonging to the Postal Union.

The total revenues for the eleven months ending November 30, 1901, were \$14,355,000.26, as compared with \$14,565,202.07 for the same period of 1900 and \$13,378,557.40 for 1899.

The duty on exports was abolished April 1, 1901. The export duties collected during the first three months of 1901 amounted to \$267,440.42; during the eleven months ending November 30, 1900, \$893,703.14; eleven months ending November 30, 1899, \$676,545.90; from which it will appear that the customs revenues, exclusive of export duties, increased in 1901 over the previous year by \$416,060.91, or 3 per cent, and over the second preceding year by \$1,385,548.34, or 11 per cent.

Ecuador.—According to published statistics, the exports of the Republic of Ecuador for the year 1900 amounted in value to 15,419,222 *sucres* (\$6,940,199), the imports during the same period being valued at 13,431,179 *sucres* (\$6,057,462). The principal articles were cacao, ivory nuts, crude rubber, silver bullion and coin, straw hats, sugar, coffee, gold, and fruits. For that year the importations from the United States were valued at \$1,500,000, and the exports to that country at \$1,420,500, though the Treasury Department of the United States in its report gives slightly larger figures. During the fiscal year 1901, Ecuador exported to the United States products to the value of \$1,424,840, and imported United States goods to the amount of \$2,015,085. These imports show an increased valuation as compared with the preceding year, when the aggregate was \$1,216,008.

The cacao crop of Ecuador is always an important item in the country's trade, and in 1900 it is estimated that about one-half of the product was sent to France; the United States, England, Germany, and

Spain, in the order named, taking the bulk of the remainder. The estimate of production of this article for 1901, made in March, showed a great increase as compared with the preceding year, the entries for the first three months being 113,900 quintals as against 72,903 for the same period in 1900.

An import tax of 23 per cent *ad valorem* was placed by law on all articles brought into the Republic after January 1, 1901, and exports, with the exception of coffee, "toquilla" straw for the manufacture of hats, and ivory nuts, were, after December 15, 1900, subjected to a duty of 50 per cent *ad valorem*.

In the latter part of 1900, a decree of the National Assembly provided that the coffee tax of the Province of El Oro should be devoted to railway and navigation improvements and to certain municipal projects. The development of railroads constituted one of the important features of internal improvement throughout the year 1901—vast quantities of ties and rolling stock being imported from the United States in the furtherance of this object. It was estimated that the total purchases in the United States of rolling stock and materials would aggregate \$3,500,000 before the road would be in working order. In order to facilitate this very important public enterprise, the Ecuadorian Government directed its consular agents at the ports of New York, San Francisco, Liverpool, and Hamburg not to require fees for the registration of invoices of materials destined for the line. In February, 1901, a concession was granted for the construction of a wharf at Guayaquil, to be completed within three years from the date of contract.

On June 12, 1901, the Executive Power sanctioned a very important law providing for the establishment in the capital of a board of immigration, whose object shall be to attract and encourage foreign immigration and to found colonies in various parts of the Republic.

According to the law of November 4, 1900, the gold standard went into effect throughout the Republic, without in any degree interrupting or disturbing the usual commercial transactions of the country. The establishment of a French bank at Quito was one of the financial purposes of the year, a syndicate being formed in Paris, and the project receiving the favorable support of President ALFARO. The profits of the Bank of Ecuador in the year 1900 were 296,822.94 *sucre*s; the earnings of the Commercial and Agricultural Bank were 306,230.05 *sucre*s, and the profits of the Territorial Bank during the same period were 18,044.09 *sucre*s.

For the purpose of providing for the more thorough development of the gold fields of the Republic, the former Consnl-General of Ecuador in the United States visited the latter country during the course of the year 1901 and arranged for the shipment of improved mining machinery.

A number of dredges were purchased and electrical appliances of various kinds were contracted for.

Important discoveries of coal deposits were reported on the Cotuhé River, a tributary of the Ica, the richest layers being about 6 miles from the Brazilian frontier and extending to Tabatinga. Asphalt deposits were also reported on the Island of Salango, off the coast of the Republic. A British-American company, organized for the exploitation of the various mineral deposits of the Republic, commenced operations during the year, with a capital of £1,000,000, upon lands and properties primarily under the control of the Ecuadorian Association. This association has the Guayaquil and Quito Railway under construction, the opening of which will contribute wonderfully to the development of Ecuador.

On November 18, 1901, a trial train was run over the new railway line from Busay to Quibí, a distance of 22 miles, which constituted the most difficult section of the Guayaquil to Quito line, now in course of construction. When the road was undertaken it was feared that the constructive impediments at this point would be insurmountable, but it is considered at the present time that the main problem of passing the Andes has been solved.

Guatemala.—During the fiscal year 1901 Guatemala exported to the United States products valued at \$3,512,445, as compared with \$2,402,978 in 1900. The imports received from the United States were worth \$1,424,814, as compared with \$785,462 in the previous twelve months.

The tariff schedule of the preceding year continued in force throughout the Republic during the first six months of 1901, a decree to that effect having been issued in December, 1900. Certain exemptions were, however, made in favor of imports from the neighboring Republics of Salvador, Honduras Nicaragua, and Costa Rica. A reduction of 30 per cent, provisionally granted in the customs tariff to merchandise imported from Europe and the United States, was extended for another period of six months dating from July, 1901. On August 12, 1901, a decree was issued by the Government providing that the duty of 6 *pesos* per quintal on coffee exported from the Republic should remain in force until June 30, 1902. This duty was first made effective in July, 1900. The coffee crop of 1901 was estimated at 480,000 quintals.

In January, 1901, a decree authorized the appointment of two male and two female teachers who should be sent to the United States, at Government expense, for the purpose of studying the methods and systems of instruction employed in that country.

In his annual message to the National Legislative Assembly, at the opening of its regular session in 1901, the President of the Republic

noted the moral and material advancement of the country, the improvement in the public highways, and the development of agriculture. The contract for the construction of the Northern Railway was also referred to as a work which, when completed, will be of the greatest benefit in the development of the latent resources of the country. The road leading to the northern part of the Republic has been opened for public traffic for about 15 leagues and other thoroughfares are being opened up.

With a view to the preservation and the proper exploitation of the forest lands of the Republic, special regulations governing the same were enacted during the year.

In January, 1901, definite steps for the completion of the Northern Railway were taken, and a contract was made with the "Central American Company, Incorporated," looking to this end. As a guaranty for the cost of construction, the Government of Guatemala proposed to issue \$4,000,000 in 6 per cent gold-bearing bonds, redeemable within ten years from the date of signing the contract, at which time all the road and rolling stock should become the property of the Government. On April 29, 1901, a contract was entered into between the Government and the Guatemala Central Railroad Company for the extension of the Patulul branch of that road from Patulul to Mazatenango. With the completion of this branch, connecting the Guatemala Central with the Occidental Railroad, the capital will be directly united with the north and west Provinces of the Republic.

A tramway, to be completed within five months from January 18, 1901, was authorized between the capital and Guarda Viejo, the concession carrying with it the free importation of the cars necessary for the exploitation of the road.

With the idea of protecting, fostering, and placing upon a better and more solid basis the mining industry of the Republic, the National Legislative Assembly passed a law prohibiting the holding of more than one mine by one individual in his own name; also, that corporations of three or more persons should not obtain concessions for the exploitation of more than three mines. Special provisions were made that the law should not conflict with previously acquired rights.

Haiti.—The general commercial conditions of the Haitian Republic are reported to be in a most favorable state. Merchants doing business with the United States have largely increased their orders for all classes of provisions and merchandise. This is probably due to the fact that subsequently to October 1, 1901, import duties were made payable in gold. In the fiscal year ended June 30, 1901, Haiti exported to the United States products to the value of \$1,199,240 as compared with \$1,184,797 in 1900. The imports from the United States in 1901 were worth \$3,424,662, compared with \$2,996,689 in the previous twelve months.

The provisions of a minimum tariff treaty with France were made operative from January 1 to June 30, 1901. This treaty affected certain specified articles imported by France from the Haitian Republic. In July, 1901, a law was enacted by the Haitian Congress granting special powers to the President of the Republic in matters affecting tariff rates. According to this law the President was authorized to increase the rates on foreign goods, when circumstances should seem to require, to a maximum tariff not to exceed the existing one by threefold.

An official statement issued by the National Bank of Haiti early in the year showed an improved financial condition throughout the Republic. The national debt was being gradually reduced, the revenue receipts were increasing, the expenses of the Government were being cut down, and the rates of exchange were lower than for many previous years, while the yield of leading articles of export was increasing, with a consequent larger exportation. On the whole, a prosperous condition of the country was evident. Government receipts in 1900 amounted to \$3,332,300.32 for export duties and \$4,293,097.32 for import duties, in both cases substantial gains over the previous year being shown. A reduced export duty on coffee, logwood, and certain other products became operative in September, 1901, it being further decreed that the surtax of 25 per cent on imports should be paid in United States gold. The loan which the Minister of Finance was authorized to contract for the purpose of retiring a certain amount of the present paper currency was restricted to \$500,000 by special legislation.

Regarding the importance and growth of the banana industry, the opinion has been expressed that the fertility of the soils of the island was such that from 15,000 to 20,000 bunches of bananas might be shipped fortnightly if the culture received such attention as it merited. The soil and climate of the Republic have been found thoroughly adapted to the growing of cotton, three varieties being produced, while the opportunities for fruit culture are reported as most favorable. Tobacco growing has received renewed attention during the year.

Honduras.—In the fiscal year 1901 the exports of Honduras products to the United States were valued at \$1,258,317, as compared with \$988,606 in the preceding year, while the imports from the United States for the two periods under comparison were \$1,115,009 and \$1,181,453, respectively.

The question of the canalization of the Patnea River was again taken up during the year by the National Congress and an arbitrator was appointed by the Government to settle a water-right controversy between the various claimants.

According to a report presented to the National Congress by the

Secretary of War, the total strength of the army of the Republic was shown to be 40,079 men.

The culture and production of rubber occupied public attention very largely throughout the course of the year, and thousands of seedlings were procured from the forests where they grow in a wild state, and transplanted for systematic cultivation.

On March 3, 1901, a contract for the construction of a line of railway from Onoa to a point on the Bay of Trujillo received the approval of the National Congress, the concessionaires being citizens of the United States. The contract carried with it stipulations for the completion of the line within six years from the date of signature, while certain sections were to be open for public service within two and four years, respectively. Right of way and local privileges, including the cutting of cabinet woods, were granted by the Government, while the colonization of the land grants was made an important feature of the contract. At the expiration of ninety-nine years the entire property was to revert to the Government without incumbrance and without the payment by the Government of any sum of money.

Mexico.—According to the statistics of the Treasury Department of the United States, the commerce between Mexico and the United States for the fiscal year ended June 30, 1901, is represented by Mexican exports to the value of \$28,868,011, as compared with \$28,640,953 for the preceding twelve months, while during the same period Mexico imported from the United States merchandise to the value of \$36,475,350 as against a valuation of \$34,974,961 in 1900, showing a gain of \$1,500,389.

For the first six months of the fiscal year 1901 the total foreign commerce of Mexico was: Imports, \$32,159,248.68 (gold), and exports, \$77,469,674.39 (silver). The silver valuation of the imports was \$65,067,118.76, thus making a difference in favor of exports of \$12,402,055.63. This commerce shows an increase, as compared with the corresponding period of the previous year, of \$6,132,864.76 for imports and of \$11,047,479.89 for exports. Germany ranked first on the import list in Mexican trade for the period referred to, merchandise to the value of \$3,786,460.93 having been received from that country; following, in order, France, the United States, and Spain. Exports were made chiefly to America and Europe, the United States being the principal buyer, to the amount of \$58,680,255.02 out of a total valuation of \$61,894,682.60 reported for the whole American continent. An important feature of the trade of the year was the development of commerce with Spanish ports, Barcelona being particularly noteworthy for imports of Mexican products. The trade value for the first nine months of the fiscal year—from July, 1900, to March, 1901, inclusive—was \$48,005,199.49 (gold) for imports and \$121,021,578.44 (silver) for exports, substantial gains being shown in

both items as compared with the corresponding period of the previous year. For the entire fiscal year the total imports were \$65,083,450.69, as compared with \$61,318,175 for the year preceding, while the exports for the two years were: 1900, \$150,056,360, and 1901, \$148,656,338.71 (silver valuation).

Though the official returns of the respective Governments of Mexico and the United States for the fiscal year 1901 differ materially respecting the share of each country in the commerce of the other, both sets of statistics indicate a remarkable growth in reciprocal trade. The discrepancies as to totals are due wholly to different methods of computing values. Imports by Mexico from the United States have increased 100 per cent in the last six years, and, according to the returns of both countries, have quadrupled within less than two decades. This satisfactory showing has a twofold significance. On the one hand it shows the rapid strides in the advance of Mexico, while on the other hand it indicates that manufactured products from the United States are proving adaptable to Mexican requirements.

Vast amounts of United States capital have been invested in Mexico within the past twelve or fifteen years, while the number of enterprises that are now being carried out or are projected is astonishing as well as unprecedented. These include railroads, mines, plantations, street railways, water and irrigation works, municipal enterprises of all kinds, and manufacturing plants and industrial undertakings in great numbers. For the most part these have procured, or will procure, the greater part of their equipments in the United States. However, at the same time they have furnished employment, or will furnish such, to thousands of citizens of Mexico.

The total receipts of the Government from all sources for the year 1900-1901 were \$64,261,076.39 and the total disbursements \$57,944,687.85, leaving an excess of receipts over expenditures of \$6,316,388.54. In the budget estimate for 1901-2 the receipts for the year are estimated at \$61,694,000 and the disbursements at \$61,577,990.24. On May 8, 1901, the Minister of Finance presented to the National Chamber of Deputies a bill authorizing the expenditure of \$10,000,000 from the reserve fund of the Federal Treasury for the prosecution of various works of public utility. Hospitals and asylums received \$1,800,000; schools, \$1,500,000; public buildings, \$1,300,000; telegraph lines, \$600,000; war vessels, \$2,500,000; national theater, \$1,800,000; paving, water, and sanitation, \$500,000. The Treasury statement at the conclusion of the fiscal year 1898-99 showed an available balance of \$22,679,925.10; at the expiration of the year 1899-1900 the balance was \$32,684,748.82, an increase of over \$10,000,000 in twelve months.

During the first half of the fiscal year 1901 the revenues exceeded \$31,000,000, the largest sum ever collected in the history of the

Government, and notwithstanding a somewhat lessening activity in commercial transactions, there was a continuous improvement in all branches of national resources.

In consequence of the premium on Mexican dollars in foreign markets and the consequent heavy exportation of silver coins, coinage regulations were considerably modified by presidential decree in January, 1901. In November, 1900, certain regulations were enacted with regard to the introduction of bars of precious metals into the mints, and so satisfactory were the results that from January to June, 1901, the entries of metals for coinage amounted in value to \$13,500,000, against \$9,000,000 in the preceding six months.

A company for promoting the investment of foreign capital in the Republic was organized early in the year, in Monterey. In March a syndicate of United States capitalists was reported to have purchased a tract of 500,000 acres of timber land situated in the body of the Sierra Madres, in the State of Chihuahua. The Mexican Sugar Refining Company, of New Orleans, designed to develop the fine sugar land on the Santa Fe estate, situated on the Papaloapan River in the State of Veraacruz, and the Los Reyes Gold Mining and Milling Company, with an authorized capital of \$1,250,000, to work the group of mines known by that name in the State of Oaxaca, were incorporated; while rubber plantations, woolen manufactories, and numerous other industries received the aid of United States capital and enterprise.

Cotton manufacturing has been one of the advancing industries of the Republic in late years, and at the opening of the year 1901 it was estimated that 133 cotton, cloth, and yarn mills were in active operation. The Government revenue from these mills for the half year, January 1 to June 30, 1901, inclusive, is placed at \$788,244.90.

In January, 1901, a shoe manufacturing company, capitalized at \$500,000 gold, was established in the City of Mexico. A coal-discharging plant, the machinery of which was of United States invention and manufacture, was established in the harbor of Vera Cruz in the early part of the year. The capacity of the plant is stated to be 1,600 tons per day of ten hours. The exploitation of the petroleum industry engaged the attention of both native and foreign capitalists, and large quantities of oil-boring machinery were placed in operation. The product so far discovered is similar to the fuel oils of California and Texas, in the United States. A canning factory was established at Mazatlan in June, and in the same month a large packing house for meat products was reported as under construction at Uruapan.

Coal has been exploited extensively within the year, the mines of Piedras Negras being found particularly valuable. In the message of President DÍAZ, delivered to Congress on September 16, 1901, it was stated that during the second half of the fiscal year 1900-1901, 1,450 title deeds to mines, covering an area of 24,459 hectares, were issued,

which was an increase over the previous half year of 420 title deeds and 2,301 hectares. The total number of mining properties paying taxes was 11,865, representing an area of 126,396 hectares. The State of Durango occupies the first place with respect to number of properties, followed in order by Chihuahua and Sonora.

The San Luis Potosi and Rio Verde Railway, which is an extension of the main line about 170 kilometers from San Luis Potosi, was reported as nearing completion in February, 1901. As this road passes through one of the most fertile agricultural regions of the Republic, its value as a developing agent is evident. In February, 1901, a very complete system of tramways was reported in operation in the municipality of Guadalajara, the two companies controlling the system having nearly 40 miles of track in working order. In the Presidential message delivered in April, it was stated that during the preceding six months the railroads of the country had been increased by 268 kilometers. In September, 1901, the President, in a message to Congress, stated that the increase in mileage since his previous report had been 246 kilometers, the aggregate for the Republic at that time being 15,454 kilometers. The various companies throughout the Republic extended their lines subsequently, one of the important surveys reported being for a line connecting Chihuahua and the City of Mexico. The consolidation of several lines south of the capital city enabled trains to make through connections with the port of Vera Cruz and other ports on the Gulf of Mexico and the Pacific Ocean and with the terminals of the Tehuantepec road extending across the isthmus. The annual reports of the most important lines show prosperous conditions.

Shipping statistics for the year 1901 are not available, but those for 1900 show that the number of steamships entering the Pacific ports of the Republic were 203, and Gulf ports, 654, whose total carrying tonnage was 1,972,855 tons, besides sailing vessels to the number of 715. Four hundred and thirteen of these steamers were from the United States, 96 from Colombia, 78 from England, 45 from Germany, 20 from Belgium, 19 from Italy, and 1 from Denmark; the Mexican flag covering 69, while 448 sailed under the flag of the United States, and 124 under that of England. During the fiscal year 1898-99 the steamers arriving at Mexican ports with cargoes numbered 688, thus an advance of 169 in the number is shown.

A new service was inaugurated by the Leyland Steamship Company early in the year 1901 between London, New Orleans, and Vera Cruz, trips to be made at intervals of three weeks. German reports in the early months of the year presaged the opening of direct steamship service between Hamburg and Mexican ports, three steamers being at that time in course of construction at Hamburg and Bremen, the vessels to have accommodations for passengers, but designed mainly

for the carriage of freight. A regular line of steamers was also established between the ports of Antwerp, Havre, Havana, Vera Cruz, Tampico, Progreso, and New Orleans, the first sailing having been made on March 30, 1901, from Antwerp. A line of steamers to run between the Atlantic ports of the United States and those of Mexico was contracted for, the company being also granted the privilege of running steamers direct from any United States port to Coatzacoalcos, to facilitate traffic across the Isthmus of Panama.

A full report of the census returns was published in the "Diario Oficial" for January 3, 1901. This census, which had been ordered in the previous January, was completed on October 20, 1900, and shows a gratifying increase in the population of the Republic, 13,546,700 being the official number returned. The census of October 20, 1895, showed that the population was 12,632,427. The increase was specially noticeable in the northern States, where the establishment of new industries and the development of existing ones led to an influx of population.

The year 1901 was signalized by the completion of the elaborate drainage system of the capital city, a work which had been one of the vexed problems of each succeeding Government. The system consists of a tunnel 6 miles long extending through the mountains, and with it is connected a canal, the total length of the waterway being nearly 37 miles. The cost is estimated at about \$20,000,000, and may justly be considered as one of the great achievements of modern engineering.

For the purpose of irrigating some of the rich and fertile lands drained by the Yaqui River, the Cocorit irrigation canal was completed by the Government, and progress was made on the port works of Coatzacoalcos, Santa Cruz, Mazatlán, Manzanillo, and Tetuan. Much attention was given to the perfecting of the military arm of the public service, and a corps of reserve officers was established.

On the eighty-first anniversary of the independence of the Republic an international bridge between the United States and Mexico was opened to traffic at Nogales. The structure is 55 feet long, and has a roadway 16 feet in width.

In his message to Congress on April 1, 1901, President Díaz stated that 75 new post-offices had been established in the Republic within the preceding six months, a noteworthy increase in the amount of postal matter handled had been made, and that special money-order business with the United States had increased by 40 per cent. Postal revenues were also stated to have increased 15 per cent. The system of parcel-post exchanges was further extended in August, 1901. The general revenue from the post-office for the fiscal year 1901 was stated in the President's message of September 16 to have been \$2,139,000, and postal drafts exchanged between Mexico and the United States to have amounted to \$338,000, Mexican currency.

An important feature in the agricultural development of the Republic has been the interest taken by both native and foreign corporations in the cultivation of rubber plantations. Numerous companies were formed in the United States for the exploitation of this important article of trade, among them being the Tehuantepec Rubber Culture Company, the Mexican Plantation Company, the Leavenworth (Kansas) Coffee and Rubber Company, the Obispo Rubber Plantation, the San Pedro Rubber Company, and others.

The insect depredations committed in the orange and other fruit-growing districts led the Government to make practical efforts to protect the crops. A commission appointed to investigate the matter made a report early in the year to the effect that through the use of a liquid spray the destruction of fruit in the Yantepec district by insects had diminished 40 per cent. This solution of the question is of great value to one of the most important industries of the Republic.

In order to lend all possible encouragement to the development of the wine industry, with a view to supplanting the injurious alcoholic native drink (pulque) by a grape wine, the Department of Public Works distributed 190,000 choice grape cuttings among farmers and other persons willing to undertake the experimental culture of the vine. Sericulture also received Government aid, 244,500 silkworm eggs having been distributed by the Department of Agriculture. In sugar growing, many plantations were enlarged and new ones established, while extensive machinery was installed in various refineries. In the season of 1899-1900, the total sugar production of the Republic was computed at 78,000 tons, as compared with 50,000 tons for the preceding season; but conservative estimates place the product for 1900-1 as far above anything previously attained in this branch of industry. The native cotton crop is estimated as at least 2,000 tons larger than last year, one of the resultant effects of the abundance and cheapness of this commodity being the revival of the cotton textile industry.

The growth in value of the maize product of the Republic has been one of the features of the agricultural development of the country, it being reported in June, 1901, that Mexico ranked third among the cotton-growing nations of the world, its total crop in normal years being exceeded only by those of the United States and Austria-Hungary. Owing, however, to a long-continued drought, during the growing season of 1901, the cereal crops fell far below the average production, and to meet the scarcity the Mexican Government provided for the free importation of maize from October 1 to December 31. The duty on wheat was also reduced, and to still further meet the requirements of the agriculturists of the Republic, the President was authorized to buy and import foreign corn for distribution until March 31, 1902, at cost price. The creation of new tobacco plantations in the Republic has resulted in greatly increasing the output of this

article of trade, the total annual production being now estimated at about 17,000,000 pounds. The cultivation of coffee lands in the State of Oaxaca has given excellent results.

Nicaragua.—The commerce of the Republic of Nicaragua with the United States was represented in the fiscal year 1901 by exports to the value of \$2,035,636 as compared with \$1,520,266 in the previous twelve months, while imports from that country are shown by United States statistics to have been worth \$1,482,194 and \$1,817,869 in 1901 and 1900, respectively.

The foreign commerce of the Republic for the calendar year 1900, as indicated in the records of the Minister of the Treasury, published in September, 1901, shows imports valued at \$2,487,952 and exports worth \$2,836,557.

An indication of the renewed interest taken by Germany in the development of Latin-American commerce was shown by the establishment at Managua, early in the year, of a German Consulate-General, with jurisdiction over consulates in Nicaragua, Salvador, Honduras, and Costa Rica.

On December 2, 1900, the total debt of the Republic was, approximately, \$4,000,000, of which \$2,666,000 represented internal indebtedness, and about \$1,334,000 the foreign debt. During the year the Government floated a loan of 1,000,000 *pesos* (\$451,000) in accordance with a presidential decree issued February 4, 1901. The bonds were purchased by local merchants and business men, thus indicating their confidence in the stability of the Government. The bonds were guaranteed by 40 per cent of the customs duties collected at ports on the Atlantic coast and 10 per cent of those of the Pacific ports.

In order to advance the interstate relations between the Republics of Central America, a session of delegates from the various countries was held in the city of Salvador in February, at which it was agreed that the products of the States there represented should enjoy reciprocal free entry. In accordance with a treaty of reciprocity entered into in January between the Governments of Nicaragua and Chile, certain articles were admitted free of customs duties at the ports of the respective Republics. The duration of the treaty was fixed at five years, and will undoubtedly materially extend the commerce between the two countries. After April 1, 1901, the importation of wines into the Republic was governed by a decree promulgated January 1, the purpose of which was to promote and encourage such importation and to insure the purity of the wines. With a view to developing the trade with Spain, a special exhibition of Spanish products was established in the National Museum at Managua on the advice of the Consul-General of Nicaragua in Madrid.

The work of connecting the eastern and western sections of the railroad systems of the country was continued in 1901, President

ZELAYA having concluded a contract with a native firm to supply the rails and other materials to be used in the construction of this link, the contracting firm to accept in payment the Government's war charges on coffee at the ports of Corinto and Granada. Another important undertaking affecting the means of interior communication was the construction by a United States syndicate, of three cart roads leading respectively from Matagalpa, Nueva Segovia, and the Pis-Pis mines, to be completed and turned over to the Government within five years. The same syndicate also purchased the exclusive rights of navigating the River Segovia, the largest stream in Nicaragua, the road traffic being intended to cooperate with a regular steamboat service on said river and thus render the products of the interior sections of the Republic available for general trade. A railroad concession for a line of 100 miles from Matagalpa to the head of navigation on the Rio Grande was granted by the Government to a citizen of the United States, the road to be opened to public service within five years after the completion of the necessary surveys, every facility being accorded by the authorities of the Republic toward the speedy carrying out of the project.

A concession for the establishment of a line of steamers to ply on the Atlantic coast of Nicaragua was granted by the Government during the year. The concessionaire was guaranteed a monthly subvention of \$1,000, in addition to other substantial grants. The company, on its part, in addition to regular coastwise service between the various ports of the Republic, also obligated itself to make six trips a month between Bluefields and New Orleans. The mails were to be transported between those two points eight times monthly.

A dock at Corinto was contracted for at a cost of \$150,000 during the course of the year, the same to be completed within twelve months from the date of signing the contract.

A concession for the establishment of a thread and cloth mill was granted by the Government during the latter part of 1900, to extend for a term of five years from January 1, 1901. The cultivation of the rubber tree is one of the new and growing industries of the Republic, and one that promises ample return for time and labor. The agricultural industries of the Atlantic coast of the country have hitherto been almost exclusively confined to the growing of fruits, principally bananas, and until the present year but little attention has been given to rubber culture.

Though the soil of Nicaragua is peculiarly adapted to the culture of sugar cane, the industry is at present, with a single exception, in the hands of small operators. The one large plant manufacturing the sugar of commerce is English, and located at the town of Chichigalpa, on the Pacific coast. It is said to conduct an enormous business, almost the entire output going to Nicaraguan consumers.

Paraguay.—The latest available data concerning trade conditions of the Republic of Paraguay are obtained from the message of the President to Congress on the opening session on April 1, 1901. In this it is stated that the total value of imports for the year 1900 amounted to \$20,977,419, while the export valuation is given as \$21,382,894.83, the trade with the United States not being determinable from the statistics at hand.

According to statements embodied in the message of the President to the National Congress on April 1, 1901, the post-office, during the year 1900, handled 1,729,878 pieces of mail matter, and the business of the Government telegraph lines consisted of 83,560 messages. The number of industrial establishments in the country, outside of the capital, was stated to be 841, with a total capitalization of \$15,448,066.13, those of Asunción numbering 253.

The total receipts from exports and imports for the same year (1900) amounted to \$8,428,705.41, while the receipts from internal taxes were \$1,122,460.23.

With the opening of the year 1901 the use of the metric system became compulsory throughout the Republic. From the middle of September, 1900, until September 15, 1901, the work of substituting the new issue of bank notes for the old ones in circulation was carried on, the new notes having been printed by the American Bank Note Company, of New York.

Diplomatic relations with France were resumed in June, M. RÉSÉ OLIVIER being appointed by the French Government to represent that Republic in Paraguay.

An important measure, having for its object the internal development of the Republic, was passed by the Paraguayan Congress. This was the establishment of a fund to be employed in certain specified works of public utility, the moneys to be obtained from such public revenues as are set forth in the law.

The stone-quarrying industry of the Republic was given an impetus by the passage of a law exempting from duty, during a term of ten years, all imports of machinery for stone working and all exports of stone. The yerba-maté, or Paraguay tea plant, became the object of increased interest through the inauguration of the first systematic attempt at cultivating and preparing it on a large scale for the markets of the world. A quebracho factory for the extraction of the tannic substance of the plant was planned, while waterworks for the capital, and road building received the consideration of the Government. Increased telegraphic communication was established throughout various parts of the Republic, connection with outside countries being also extended.

The cultivation of coffee has been advanced throughout the year, and in order to still further stimulate interest in its growth the Agri-

cultural Bank of the Republic entered into contracts with competent persons for the establishment of plantations in various Departments, with the view of distributing a certain number of coffee plants to agriculturists, it having been demonstrated that Paraguay is well adapted to the production of a superior grade of coffee. The Bureau of Statistics, established in 1898, makes annual reports as to the agricultural development of the Republic, which is shown to be in a satisfactory condition, the various farinaceous and leguminous plants necessary in domestic service receiving the first attention, while the cultivation of fruits and other branches of pastoral life are not neglected. At the beginning of the year 1901 the live stock of various kinds in the Republic numbered 2,743,655 head, the value of the cattle industry being \$100,286,835. Agricultural and national industries received a further impetus in the course of the year through a loan contracted for by the Agricultural Bank for \$1,000,000. The loans of the bank to its patrons during 1899 amounted to \$1,279,780.11, and the capital on January 1, 1900, was \$3,025,723.57.

Peru.—In the fiscal year 1901 Peru exported products to the United States amounting in value to \$3,656,180, a great increase over the previous twelve months, when the total exports aggregated \$2,122,543 in value. The imports from the United States in 1901 were valued at \$3,126,934, being nearly double those of 1900, when they were worth \$1,662,475.

The customs tariff adopted for the years 1901 and 1902 is, in its main provisions, the same as the one promulgated November 4, 1886.

An extradition treaty with the United States was proclaimed on January 30, 1901.

A consumption duty on liquors, in addition to the import duties proper, was levied by executive decree, the provisions becoming effective early in the year.

Manufacturing industries have received the fostering care of the Government, with the result that the price of foreign-made articles has in many cases been greatly reduced and their importation diminished. Among the industrial establishments contributing to the manufacturing wealth of the Republic may be noted breweries and ice plants, brickyards, leather-dressing establishments, tanneries, furniture factories, turning out a high class of articles; cotton and woolen mills, and also factories for the manufacture of matches, brooms, chocolate, druggists' supplies, etc.

A company for the manufacture of bags and bagging from the ramie fiber was organized in Lima, in January, with a capital of £25,000, divided into 2,500 shares of 100 *soles* each. A line of Peruvian steamers to run between Panama and Valparaiso was authorized in May, 1901, the same to be subsidized by the Government. The execution of this project will decrease the freight and passenger rates between

the Peruvian ports and those of Chile, Ecuador, and Colombia. Another company was organized for the purpose of establishing a line to make regular trips between Lima and various European ports, stopping en route at Callao, Valparaiso, and Coronel.

Renewed interest was taken in the course of the year in the development of the copper mines of the Republic, and large sums of United States capital were expended in their exploitation. In connection with this work the building of 80 miles of railroad from Oroya was projected.

A company, formed in the city of Lima with a capital of \$243,500, had for its object the drainage of the inundated mines of the Cerro de Paseo region. These mines yielded minerals to the value of £,600,000 *sols* during the calendar year 1900, copper forming the bulk of the product. The Canza Mining Company was organized for operating the mineral district of Canza, and, in addition to other improvements in method, erected a large smelter consisting of two modern furnaces. The mines in question were formerly operated extensively and at a handsome profit to the owners. Various other mining properties were exploited with success and, according to a report issued by the Bureau of Statistics of the Republic, the mining outlook in Peru is at the present time in a most promising condition and is attracting the attention of the miner, the capitalist, and the investor. The Santo Domingo mine in Carabaya Province is one of the fine ore-producers of the Republic, recent data crediting it with a monthly output valued at £18,000. The company operating it has spent £70,000 in opening and improving roads for the transportation of machinery, etc. Other mining companies operating extensively in the Republic were the Gold Ore Company of Inamburi, and the Huamanrauca Mining Company, whose copper exports were of the highest grade.

The Harvard University meteorological stations, which, for a number of years had been maintained at various points of high altitude in the Republic, were discontinued from the beginning of the year, it having been decided that enough data had been secured to determine all the more important climatic peculiarities. In January, a thorough inspection of the city of Lima was made, preliminary to the installation of a new sanitary system.

Sugar production in the Republic is increasing steadily, and it was estimated on August 20, 1901, that the output for the present year would not fall short of 140,000 tons. When it is considered that a decade ago the total amount manufactured was between 70,000 and 80,000 tons, the possibilities of this branch of industry are at once evident.

A colonization contract was entered into between the Peruvian Government and GUILLERMO SPEEDIE in May, 1901, for the settlement of the Pachitea River Valley.

In order to facilitate the interchange of telegraphic messages between Peru, Central America, and the United States, the proposition was entertained by the Governments interested, of constructing a telegraph line from the Argentine Republic, across Bolivia and Peru, to Ecuador, where it would connect with existing lines. This would obviate the necessity entailed upon South American Republics of relying upon English and French cables on the Atlantic and Pacific coasts.

Salvador.—The year 1901 proved a very prosperous one to the Republic of Salvador. The exports of coffee are estimated at 500,000 bags, the quality of which is demonstrated by the fact that both at Paris and Buffalo, during the course of the Expositions held in those cities, the coffee from Salvador received the highest possible awards. The crop of sugar is also reported to be greater than usual, the surplus available for export being stated at 100,000 bags. The trade of the country is constantly increasing and commercial relations with the United States are becoming of more importance each year.

Efforts were made on the part of the Government, during the course of the year, to increase the trade relations of the country with other nations, notably Great Britain, and the Consul-General in London was instructed to ascertain, to the fullest extent possible, details covering such relations and to make extended report thereon.

The exports of Salvador's products to the United States in the fiscal year 1901, according to statistics of the United States Treasury Department, were worth \$1,037,715, as compared with \$738,674 in the previous twelve months. The imports by Salvador from the United States in the same year were valued at \$738,722, in comparison with a valuation of \$679,440 in 1900.

At the opening of the year 1901, the Republic of Salvador was reported to be entirely free of foreign debt, the bonds covering such indebtedness having been redeemed and destroyed at the Palace of Justice in November, 1900. In his message to the National Assembly, delivered on February 20, 1901, President REGALADO referred with satisfaction to the improved economic conditions prevailing throughout the Republic. The "Banco Salvadoreño," in its report at the close of the year 1900, showed an authorized capital of \$6,000,000, with a reserve fund of \$500,000.

A summary of the customs tariff law effective throughout the year was published in January. The general purpose is protective; that is to say, raw materials that might, with the facilities of abundant cheap labor and water power which Salvador enjoys, be elaborated or manufactured in the Republic are scheduled at low rates of import duty, while manufactured articles of the same materials are scheduled at higher rates, according to the amount of mechanical or other labor necessary to produce the finished article. Also, special measures were

taken, through the granting of a ten years' exemption from export duty on the derived products, to promote and favor in every way possible the principal agricultural and mineral industries of the country, which constitute such a large and important part of the nation's wealth. Agricultural machinery or implements for the elaboration or improvement of agricultural products were also placed on the free list.

By a presidential decree in January, 1901, a special charge was fixed for consular invoices of goods destined for the ports of Salvador, which did not cross the Isthmus of Panama.

A new patent law was promulgated in May, 1901. Dating from April 27, 1901, a new trade-mark law became operative. On February 7, 1901, the treaty concluded between the Republics of Salvador and France, in regard to minimum tariff rates between the two countries, was published in the "Diario Oficial," the treaty having become operative on January 1, 1901. According to the terms of this treaty, the coffee, cacao, chocolate, vanilla, indigo, rubber, balsam, and some other products of Salvador enjoy the "most-favored-nation" treatment in France. It was to remain in force during the space of one year. In order to encourage the development of printing in the Republic, the paper used in printing offices was placed on the free list throughout the year.

The treaty of friendship, trade, and commerce between the Republic of Salvador and the German Empire, according to the time limit specified in the contract, will expire on May 23, 1902, and notification to that effect has been exchanged between the two countries.

Agricultural development received special attention from the Government throughout the year, one of the most important measures tending to this end being the establishment by law of a Central Board of Agriculture to meet at the capital. The duties of this Board were to put into practice the provisions of the agricultural code with respect to the encouragement, development, and protection of agriculture in all its branches. In the report made by Señor ZALDIVAR, Minister of Salvador near the Governments of the United States and France, it was stated that the coffee exhibited by the Republic of Salvador at the Paris Exposition ranked among the best and most desirable species displayed, and attracted much attention. The same was true in regard to cacao, the cultivation of which in the lowlands of the country has been satisfactory and encouraging.

A census of the Republic was ordered, beginning on March 1, 1901, and preparations were made to obtain complete and detailed statistics concerning the resources and population of the country. The "Diario del Salvador" published, on January 18, 1901, a carefully prepared estimate of the population of the Republic on January 1, giving the approximate number of inhabitants as 915,512.

A bounty for the cultivation of textile plants, especially the "maguey"

fiber, was established in 1901, 1 *peso* per thousand being offered to any cultivator of from 5,000 to 10,000 plants, the ratio for a greater number of plants being on a descending scale. The exportation of such fibers was also made the object of special favorable legislation.

Santo Domingo.—The soil of Santo Domingo is exceedingly productive and furnishes, for export, tobacco, coffee, cacao, sugar, mahogany, logwood, and a number of other tropical and subtropical products.

Considering the area and population of the Republic of Santo Domingo, it has a large commerce with the United States. Some of its products are also sent to France, from which country it secures a number of manufactured articles.

For the fiscal year 1901, the value of Dominican products sent to the United States was \$3,553,776 and in the previous 12 months \$3,680,413. The imports from the United States in the two periods named were \$1,800,385 and \$1,317,098 respectively. In the 11 months ending November 30, 1901, the Republic of Santo Domingo exported goods to the value of \$3,333,890 to United States ports and received therefrom merchandise valued at \$1,517,668, satisfactory increases being thus indicated for both branches of the trade of the Republic.

National statistics for the full year are not available, but an idea of the improved commercial conditions prevailing throughout the Republic within the past year may be obtained from a comparison of the customs receipts in February, 1901, with those of the same month in 1900. The total value cited for 1901, month of February, was \$222,269.83, while that of the corresponding period of 1900 was but \$147,340.67. In order to still further develop the export trade, on April 8, 1901, the President recommended the free exportation of all national products, and suggested that only the differential duties imposed for the amortization of the bills of the National Bank be collected. This recommendation was immediately acted upon by Congress, then in session, and a law embodying the provision became operative on May 1, 1901. It is estimated that about one-fourth of the total income of the Republic was received from export duties. Further modifications of the customs tariff were embodied in a decree issued on June 28, 1901, according to which a reduction of 25 per cent was made on the duties levied on certain specified articles.

Great improvements have been made in the postal and telegraph service of the country. The facilities for handling the mails rapidly and efficaciously have greatly increased, and telephone lines cross the Republic in all directions, rendering telephonic communication between the principal towns convenient and rapid. The railroad constructed between the municipality of Seyba and Romaña has contributed very considerably to the progress and development of that important region, and other concessions have received favorable action, it being the purpose of the Government to attract capital by offering

reasonable franchises for its investment in the development of the latent resources of the country.

With reference to cane-sugar production, it is stated that the immense fields near San Pedro de Macoris are unquestionably the finest and most fertile of the entire region of the Antilles. At Macoris seven large factories are situated, whose production in 1900 was 15,454,664 pounds. Conditions, however, in 1900 were not so favorable as usual, and it was anticipated that 1901 would be signalized by larger returns from the industry. The entry of Dominican coffees into France was granted under the minimum tariff clause applied to the most-favored nations, as stated in the message of President JIMENEZ at the opening of Congress. The same document urged the framing of a commercial reciprocity treaty with the United States, which action, in his opinion, would decrease the duties on certain articles of general use and at the same time secure a near and advantageous market for the natural products of the Republic.

Uruguay.—The volume of foreign trade of the Republic for the first six months of 1901 is stated by official reports to have been represented by \$12,509,331 for imports and \$17,782,249 for exports. In the former case a decline of \$231,952, as compared with the first six months of the previous year, is noted, whereas exports show an advance of \$76,611. Uruguay's trade with the United States in the fiscal year 1901 shows an export valuation of \$1,883,994 as compared with \$1,848,077 for the preceding year, and an import valuation of \$1,637,074 as against \$1,816,720 in 1900. According to a statement furnished by the Consul-General of Uruguay to the United States, the trade between Uruguay and the United States for the six months of 1901, from January 1 to June 30, inclusive, was represented by \$640,456.55 in exports from Uruguay, and by \$1,292,056.06 in imports from the United States.

In 1900 the total commerce of the Republic was represented, according to statistics published by the Department of Customs, by \$23,977,606 for imports and \$29,388,187 for exports. These figures show a slight decrease as compared with the previous year.

The exports of wool from Montevideo for the twelve months ending with October 31, 1901, amounted to 84,491 bales of 500 kilograms (1,102.30 pounds) each. The wool exports in the preceding twelve months showed a grand total of 51,437 bales.

A law for the coinage of nickel currency in the sum of \$500,000 was enacted by the Uruguayan Congress, the profits arising from which were to be expended in the following manner: \$40,000 in the building or acquirement of schoolhouses in the interior and in the improvement of school property; \$10,000 in the building of a sanitarium for the treatment of tuberculosis; \$20,000 in the improvement of the building occupied by Congress; \$15,000 for the Flores quarantine station, and

the remainder for the purchase of dredges and for canalization work on rivers.

A decree fixing the duty on tobacco at 12 cents per kilogram became operative under date of December 19, 1900.

On January 1, 1901, the public debt of Uruguay amounted to \$125,506,953.44, made up as follows: Internal debt, \$22,189,498.30; external debt, \$99,660,680; international debt, \$3,656,775.14.

The Latin-American Scientific Congress, called for March 20, 1901, in the city of Montevideo, was the outcome of the first meeting of that Congress in Buenos Ayres in 1898, at which time Montevideo was selected for the next convention. The Congress, consisting of over 100 delegates, representing every department of science and nearly all the Latin-American countries, was in session for two weeks. The papers read embraced scientific, historical, and sociological topics, and were received with marked appreciation.

In accordance with a call for bids for improvement works in the harbor of Montevideo, propositions were submitted on December 24, 1900. The successful bidders were a French syndicate under the firm name of Allard, Coiseau, Couvreaux, Dollfus, Duparchy, and Thiriou, whose bid for \$9,916,336.38 was according to the plans and specifications prepared by Engineer ADOLFO GUERARDO. In July, 1901, the engineer and the auxiliary personnel were at Montevideo making the final preparations for beginning the work, the material, machinery, and instruments having been shipped from France. The superintendent of construction was Mr. KUMMER of Germany.

The various railway reports for the 12 months ending June 30, 1901, show satisfactory conditions of traffic and receipts, and recommendations for increased service and enlarged facilities were made by the directors.

In January, 1901, Dr. JUAN CUESTAS, who had represented the Uruguayan Government near the United States in the capacity of Minister Resident since June 13, 1900, was raised to the rank of Envoy Extraordinary and Minister Plenipotentiary, and on the 28th of the month presented his credentials to the President of the United States.

One of the beneficial institutions of Uruguay is the Bank of the Republic, which, according to the message of President CUESTAS, delivered to the National Congress on February 15, 1901, is in a flourishing and prosperous condition. A feature of this bank is the loaning of small amounts to stock growers and planters who are engaged in business on a small scale and who would otherwise be unable to obtain the funds necessary for the marketing of their products.

The Uruguayan industrial world, realizing the economic loss entailed by the importation of goods manufactured from the raw material originally exported from the Republic, has turned its attention to the

establishment of textile manufactories, where the articles (principally woolen) are manufactured from the native product. In 1901, two large factories were running in Montevideo, and turning out a class of goods equal in quality and make to those from abroad. Blankets and woolen material for clothing are made, and it is purposed also to commence the weaving of mixed wool and cotton fabrics. In order to encourage the necessary cultivation of cotton, quantities of the best seed have been imported from the United States and distributed gratuitously to planters throughout the Republic. Premiums have been offered to stimulate both the quantity and quality grown, and the prices quoted for the native cotton are on a par with those given in European markets.

Various European ports which had been closed to Uruguayan cattle by reason of the plague which afflicted them, were opened again in 1901, the National Department of Agriculture and Live Stock having officially notified the Government of the total extinction of disease.

In June, 1901, the first trans-Atlantic steamer sailing under Uruguayan colors, and carrying a cargo from Spain, arrived at the port of Montevideo. This was an important event in the maritime history of the country, as, previously, coasting and river steamers only had engaged the attention of merchants and traders.

One of the new agricultural industries which commanded the attention of the Government was the development of viticulture. The crop of grapes harvested in 1900 amounted to 142,500 kilograms, and efforts were made, through the introduction of vine cuttings from abroad, to still further stimulate this important industry. The maize crop of the Republic was stated on June 6, 1901, to be promising the most favorable returns, the quantity being estimated at 200,000 metric tons, of which over 100,000 tons would be available for export.

Venezuela.—The Government budget for the fiscal year beginning June 1, 1901, provided for the disbursement of 37,000,000 *bolivars*, all of which is covered by the receipts (as estimated) from various sources.

National statistics with reference to the foreign commerce during the year 1901 are not yet available, but during the fiscal year which ended June 30, 1901, the exports to the United States (as obtained from United States official statistics) were valued at \$6,645,848 as compared with \$5,500,019 in 1900. The imports from the United States were worth \$3,271,877 in 1901 and \$2,452,757 in 1900.

On January 11, 1901, a decree was promulgated repealing the export tax of 100 *bolivars* on each kilogram of gold bullion shipped out of the country. The new parcels post convention made between Venezuela and the United States was ratified by the former country on January 9, 1901. Dating from May 1, 1901, the export taxes on coffee, cacao, cotton, and cattle were abolished and transit duties on

general products were advanced from 12½ per cent to 25 per cent. Imported goods of foreign origin were divided into nine classes, as follows: Goods free of duty and goods liable to duties of 1.9, 4.8, 14.4, 24, 48.2, and 96.5 cents, and \$1.93 and \$3.86 per kilogram. Conditions governing copyright privileges in the Republic were published in January.

The exports of block balata rubber have of late years shown a steady advance, the quantity exported in 1900 being double that reported for the preceding year.

Coffee and cacao, which are the leading articles of export from the country, are reported to have been shipped from the port of La Guaira in the amount of 175,652 and 107,961 sacks, respectively, during the year 1900. France received the major portion of these exports, 115,670 sacks of the former and 66,805 sacks of the latter having been consigned to Havre. For the year 1900, the exports of the Republic, taken as a whole, showed a considerable increase as compared with the previous twelve months. The shipment of cattle on the hoof has been found more remunerative than exports of salted or dried meats, as the necessity of importing salt for curing purposes reduced the possible gain; consequently large numbers of animals were sent abroad during the year from the ports of Puerto Cabello and Guanto, it being found that favorable opportunities existed for the exportation of Venezuelan cattle to Great Britain and other European countries.

During the year all the mouths of the Orinoco delta were declared open to international navigation. The valley traversed by these delta streams is said to possess the richest commercial possibilities of the western world. Countless herds of cattle and horses may be raised there, and the forests yield large quantities of natural products, such as rubber, and quinine and other drugs, while traces of gold and other metals have been discovered. Under date of January 11, 1901, the Department of Encouragement of the Republic granted a lease in perpetuity of that portion of the unreclaimed lands on the right and left banks of the Orinoco River extending for a distance of 7 miles from either shore to Señor Don MAXIMILIANO GUEVARA, in consideration of an annual payment into the National Treasury of 400 *bolivars*. Several navigation concessions were also granted to persons desirous of exploiting various industries throughout the country, all tending to the development of previously uncultivated regions. A new industry receiving Government protection was the establishment of a plant for the manufacture of articles of crystal and glassware, in the Federal District. Exclusive privilege for such manufacture was granted for a period of ten years dating from January, 1901.

On April 3, 1901, the Gas and Electric Light Company of Caracas entered into a contract with the municipal government for the lighting of the city of Caracas.

In order to overcome the distressing conditions prevailing through the lack of sufficient water for domestic and agricultural purposes, the Government in the course of the year authorized the boring of artesian wells in various sections, part of the expense to be borne by the State. All machinery, apparatus, etc., was admitted free of duty of any class whatsoever.

The improvements of the wharf at Puerto Cabello, which harbor is reported by the United States Consul to be the best in the Republic, were completed in October, and the various facilities for handling the traffic of the port were found satisfactory. A contract was also made for improvements and the construction of a wharf at Caribe.

MINES AND MINERALS IN THE STATES OF MINAS GERAES AND BAHIA, BRAZIL.

[Published by request.]

The following list of the mines and minerals of the States of Minas Geraes, and Bahia of the Brazilian Union has been arranged by Senhor ALCIDES MEDRADO, Mining Commissioner for Brazil at the Pan-American Exposition at Buffalo in 1901.

Ajuda (S. Bartholomeu, Municipal district of Ouro Preto).—This property is 20 miles distant from the city of Ouro Preto, within easy reach of abundant wood and water supplies. The roads are excellent. The option can be easily obtained. The local formation is a decomposed mica schist containing veins of pure and pyritic quartz. One mine, the Tapera in S. Bartholomeu, is in operation with very crude machinery, from which quantities of gold are now being taken. Three assays gave values of \$7, \$8.50, and \$6 per ton, respectively. This might readily be purchased.

Analysis: Gold, per ton, 14 grams; No. 1 quartzite, without pyrite and schist, partly decomposed, gold, per ton, 17 grams; No. 2 quartzite, containing pyrite, gold, per ton, 12 grams.

Amazonas (Ouro Preto).—This mine is located in the city of Ouro Preto, on the Central Railway of Brazil, on the slope of the Serra das Lages. It belongs to the Tassaras group of mines. Water power in quantity is available in close proximity to the property. The reef has been explored, and much ore is visible.

Analyses: Gold, per ton, 468 grams; gallery No. 6, slightly ferruginous quartz, assay value, 26 grams per ton; arseno-pyritic mineral, assay value, 468 grams per ton.

Antonio Carpinteiro (Ouro Preto).—This mine is situated close to the city of Ouro Preto, about 2 miles from the Central Railroad of Brazil. It belongs to the Lages group of mines, with available water power close at hand. Much mineral is in sight.

Analysis: Average of four assays varying from 11 to 14 grams per ton, \$7.06.

Antonio Pereira (Ouro Preto).—This property is distant 12 miles from Ouro Preto, on an excellent road, and with ample water and wood supplies. The region is considered one of the richest in Minas Geraes. The district is rich enough to be worked with profit without machinery. A sample gave a value of \$14.25 per ton.

Analysis: Gold per ton, 28.5 grams.

Aroeira (Municipal district of Cuiethé).—This property is situated in a marvelously rich alluvial district. The aborigines, from time immemorial, have worked the sands for gold dust. It is at present distant 80 miles from the Leopoldina Railway, in a healthy district. Wood and water are abundant. Three assays gave values of \$118.50, \$121, and \$95 per ton, or an average of \$111.50 per ton.

Analysis: Quartz containing visible gold; average gold per ton (3 assays), 223 grains.

Aroeiras (Municipal district of Marianna).—This property is 20 miles distant from Ouro Preto. It belongs to a group of 15 mines worked superficially by the old colonists. Wood and water, the latter affording ample power, are at hand. Some two years ago an extensive landslide in this locality laid bare a large body of auriferous mineral of a character common in the district, readily worked by hydraulic mining, of a value of \$1.85 per ton. Two assays of the Aroeiras property gave \$6 and \$6.50 per ton.

Analyses (two assays): Twelve and 15 grams.

Mina da Barra.—This mine is situated near Santa Barbara. It belongs to the PENNA family. Gold is found in a vein of limonite, produced by the decomposition of pyrites. This mine, together with the neighboring mines, S. Bento, Pinta Bem, and Corrego da Onça, are operated by the São Bento Gold Estates Company, Limited, which was organized in 1897 with a capital of £250,000. The mines were acquired by the company for the sum of £175,000, and Mina da Barra has been actively worked for two years. Two galleries have been opened up and a plant established for the crushing of the ore and for treating it by the cyanide process. The ore is extracted at the rate of 3,000 tons per month and it yields, on an average, 12 grams of gold per ton. Owing to the porous and friable nature of the ore, it can, after being crushed in cylinders, be subjected at once to the cyanide process without being treated by amalgamation or any other process.

Analyses: Gold per ton, 27 grams; 3 assays, 20, 22, and 20 grams; fineness, 21.93 grams; ferruginous ore, gold per ton, 10 grams; ocherous sand, gold per ton (4 assays) 69, 105, 260, and 171 grams; limonite concretions, 45 grams; compact limonite, 15 grams.

BIBLIOGRAPHY.

F. de Paula Oliveira: Valor das jazidas metallíferas do Brazil (Revista Industrial de Minas Geraes, No. 9), 1894.

Paul Ferrand: L'Or à Minas Geraes, volume 1, 1894. Statutes of the São Bento Gold Estates, Limited (Revista Industrial de Minas Geraes, No. 26), 1897.

Bento Rodrigues (Ouro Preto).—This mine is 24 miles from Ouro Preto. The ore is a pyritic quartzite, and three assays gave values of \$7, \$13, and \$13.50 per ton. Wood and water are plentiful.

Analyses: Gold per ton (2 assays), 14 and 26 grams; quartzite containing pyrite, gold per ton, 26 grams.

Boa Esperança (Municipal district of Caethé).—This mine is located south of Caethé. The deposit consists of a vein of white or grayish quartz, ranging from 0.30 to 2.50 meters in thickness and uncovered at a distance of 50 meters from its direction (worked for a distance of 50 meters along its dip).

The average grade of ore yields 25 grams of gold per ton, of which 6 grams are lost in the sands. From 50 to 60 tons of ore are treated per month by the most primitive processes. No machinery is used.

BIBLIOGRAPHY.

Messrs. J. Taylor & Sons: Report on Boa Esperança Mine, 1890.

Paul Ferrand: L'Or à Minas Geraes, volume 1, 1894.

Boa Vista (Municipal district of Sabará).—This property, situated in the same district as the mines of Morro Velho, Faria, Raposos, and Gaia, is 12 miles from the railroad. It has been superficially examined, but ample proofs of the existence of gold have been obtained, an assay of a sample of decomposed pyritic sand giving a value of \$2 per ton.

Analysis: Pyrite and sesquioxide of iron (Fe_2O_3); gold per ton, 4 grams.

Borges (Sabará).—Situated south of Caethé in the western slope of the Serra do Socorro. The vein consists of gray quartz and a small quantity of arsenical pyrites.

The most important works are a stamp battery, having 16 stamps, and several galleries.

BIBLIOGRAPHY.

Von Eschwege: Pluto Brasiliensis, 1833.

Captain Burton: The Highlands of Brazil, 1869.

Gardner: Travels in the Interior of Brazil.

Ch. Mouchot: Rapport sur les mines de Raposos, Espirito Santo, Borges et Passagem. Paris, Imprimerie Nouvelle, 1884.

Adolph Mezger: Rapport sur les mines de Passagem, Raposos et Espirito Santo. Paris, Librairie Chaix, 1885.

S. Gifford: Rapport sur la mine de Passagem de la Ouro Preto Gold Mines of Brazil, Limited, 1889.

F. de Paula Oliveira: Valor das jazidas metallíferas do Brazil (Revista Industrial de Minas Geraes, Nos. 3 and 5), 1894.

Paul Ferrand: *L'Or à Minas Geraes*. Vol. 2. 1894.

Eug. Hussak: *Der gold führend, Kiesige Quarz lagergang von Passagem in Minas Geraes, Brasilien* Zeitschrift für praktische Geologie, October, 1898.

Reports of "Ouro Preto Gold Mines of Brazil," 1885 to 1899.

Calucirões (Ouro Preto).—This property contains a deposit of the famous "Jaetinga," the richest known auriferous mineral found in Brazil. It is a loose, dark sand, confined between layers of sandstone, and is absolutely free milling, requiring little power to crush. The Jaetinga carries \$25 per ton and the mineral at large \$12 per ton. Water and wood are abundant, and the road from Ouro Preto, distant 12 miles, is good.

Analysis: Jaetinga mineral, 50 grams; gold per ton in the mineral, 24 grams.

Catagallo (Venda do Campo, Ouro Preto).—This mine, recently purchased by a Belgian company, is 12 miles from Ouro Preto. The mineral assays \$8.80 per ton.

Analysis: Gold per ton, 17.6 grams.

Carranca (Caethé).—This mine is situated south of Caethé. The deposit consists of a vein of white, sandy quartz embedded in colored schists. Its average width is 3 meters. It is still undeveloped.

Analysis: Gold per ton, 25 grams.

Carrapato (Caethé).—This mine is located south of Caethé. The deposit consists of quartz and pyrites. The lode denominated "Cima" has an average width of 6 meters. It is owned by a company organized in 1892 under the title "Empreza de Mineração de Caethé," with a capital of 200,000 *milreís*, of which only 80 per cent has been paid in. This amount has been found insufficient for the work of development. If properly developed, the mine would be very profitable. The property consists of 250 hectares of mineral land. Steam motive power equivalent to 20 horsepower is used. It is probable that a large plant will be erected at a distance of about 4 kilometers from the mine and on much lower ground, where the ore can be easily transported for its mechanical preparation. The ore averages 140 grams of gold per ton.

Principal works: A gallery, or adit, 50 meters long, extending to the lower portion of the vein; a stamp mill, having 15 stamps; pumping machinery, mining apparatus, etc.

Analyses: Gold per ton, 51 grams; No. 1 bears the label "Minerico rico" (rich ore); gold per ton (assay on 50 grams), 2.938 grams; No. 3, sands from the filter (assay on 100 grams), gold per ton, 20 grams.

BIBLIOGRAPHY.

C. Prates: *Empreza de Mineração de Caethé* (Revista Industrial de Minas Geraes, No. 1), 1893.

F. de Paula Oliveira: *Valor des jazidas metalliferas do Brazil* (Revista Industrial de Minas Geraes, No. 9), 1894.

Paul Ferrand: *L'Or à Minas Geraes*, 1894.

Catta (Ouro Preto).—This property is in the city of Ouro Preto. The assay value is about \$6 per ton. Wood and water are abundant.

Analysis: Ferruginous mineral containing quartz fragments and sesquioxide of iron. Gold per ton, 3 grams.

Cattas Altas (Municipal district of Pitangui).—This mine, worked for many years by an English company, was abandoned in consequence of the falling in of the shaft and lack of capital to renew it. It is 70 miles from Ouro Preto, but the roads are good. The mineral is the celebrated Jacutinga. The output of gold in the time of working was registered daily in kilograms. Assays show a value of \$6 and \$6.50 per ton.

Analysis: Gold per ton (two assays), 13 and 12 grams.

Cattas Atlas de Noruega (Ouro Preto).—This property is 72 miles from the city of Ouro Preto. Wood and water are abundant. The mine was worked by the colonists, but abandoned when the depth attained proved an insuperable obstacle to their crude machinery. Two assays give values of \$11.90 and \$27.50 per ton.

Analysis: Gold per ton (2 assays), 23.8 and 55 grams.

Catta Preta (Santa Rita Durão, municipal district of Marianna).—The Catta Preta mine is located near the hamlet of Inficionado, and a number of miners have recently been prospecting here with the view of commencing extensive operations. The mine is but little known or developed, but if worked on a large scale would yield gold in paying quantities. Analyses of the ore made at the Ouro Preto School of Mines show an average yield of 25 grams per ton. The deposit covers a large extent of territory. The ore from this mine is made up of quartz and acicular crystals of tourmalines with visible native gold. When decomposed it forms a red clayish substance called "bugre." This is the only deposit in Minas Geraes in which the matrix or gangue of the ore is a compact mass of tourmaline crystals.

Carvalho Branco (Novo Velho, municipal district of Marianna).—This mine (*Sumidouro*) is being worked by the owners, giving good results by a primitive system. Two assays gave values of \$6 and \$38 per ton.

Analyses: Gold, per ton (two assays), 12 and 76 grams.

Chacara (Ouro Preto).—This mine is located in the city of Ouro Preto, on the line of the Central Railway of Brazil, in the region of the Serra das Lages. Mineral is in sight, and exploration would be easy and inexpensive. Water power in abundance is available.

Analyses: Gold per ton, 12 grams; reef, 1 fathom wide, gold per ton, 12 grams, \$6.

Chiquinho (Marianna).—This mine, one of a group (*Sumidouro*) covering 24 square miles of country, is situated in a very rich alluvial district. An assay gave a value of \$8.75 per ton.

Analysis: Gold per ton, 17.5 grams.

Companhia Aurifera de Minas Geraes (Municipal district of Sabará).—The property of this company is situated at Honorio Bicalho, on the Central Railway of Brazil. The company was organized in 1892, with a capital of 200,000 *milreis*, divided into 1,000 shares of 200 *milreis* each. This sum was later increased by a loan of 192,115 *milreis*, obtained from the "Banco da Republica," and by various private loans amounting to 211,190 *milreis*, thus raising the present capital of the company to 603,306 *milreis*. Of this amount 68,405 *milreis* were used for the purchase of the mining properties, and the rest was expended in the acquisition of mining equipment and in driving levels or galleries. The property of the company comprises 450 hectares of land. According to analyses of the ore made at the Onro Preto School of Mines, it averages 28 grams, or \$14 worth of gold per ton.

Principal works: Four levels are being driven. The first has already reached the rich lode "Bahú," which was partly worked by the early miners; the second gallery is within 24 meters of the lode "Catta Alta;" the third is an intermediate level joining these two, and the fourth is the road through which the ore is carried to the surface. The machinery employed consists of a 20-stamp mill (Californian model), two Frue vanners, a Blake stone breaker, and a pulverizer or crusher of American manufacture. Motive power is furnished by a stream which has a flow of 500 liters per second. Other sources of water can be obtained when it becomes necessary to increase the motive power.

This is the only gold mining company of Brazil, organized with Brazilian capital which has continued mining operations without interruption. It has increased its capital enormously.

Analyses: Gold per ton (average of three assays, ore from the lode "Bahú"), 28.3 grams; quartzite with pyrite (average of three assays), gold per ton, 407 grams; No. 1, quartzite containing pyrite, gold per ton, 49 grams; No. 2, quartzite containing pyrite, gold per ton, 8 grams; No. 3, schist in contact with quartzite containing pyrite, gold per ton, 24 grams; No. 4, pyrite in schist, gold per ton, 51 grams; No. 5, gold per ton, 178 grams.

BIBLIOGRAPHY.

Report of the Companhia Aurifera de Minas Geraes, July 1, 1893. Rio de Janeiro, 1893.

Paul Ferrand: *L'Or à Minas Geraes*. Vol. 1. 1893.

F. de Paula Oliveira: Valor das jazidas metalliferas no Brazil (*Revista Industrial de Minas Geraes*, No. 9), 1894.

Congonhas do Campo (Ouro Preto).—This mine is situated on a branch of the Central Railway. The property was much worked by the colonists, and is situated in a region reputed to be very rich. The mineral is a quartzite and assays \$13 per ton.

Analysis: Gold per ton, 26 grams.

Crystaes (Raposos, municipal district of Sabará).—This mine is close to the railroad depot of Sabará. It was worked by the colonists and abandoned for the usual reasons—the increasing depth and lack of capital. It is one of the most favorably situated in the whole State, and the mineral assays \$15.60 per ton.

Analysis: Gold per ton, 31.2 grams.

Cayabá (Sabará).—This property is operated by the well-known St. John d'El Rey Mining Company, Limited, which purchased it in 1877 for the sum of £7,000. This deposit consists of a series of parallel veins of fine-grained quartz containing iron pyrites in crystals, traversing black compact schists, known as *cantagallo*, *fonte grande*, *D. Domingos*, and *serrote*, and small veins of auriferous quartz in red clays, resulting from the decomposition of the rock, known as *terra vermelha*, *pitanqueira*, and *babú*. The company began mining operations in 1878. The ore yields on an average 12.5 grams of gold per ton, but only 5.5 grams are recovered.

The total gold production of this property is about 700 kilograms. At the present time there is only one 15-stamp mill employed, and mining operations have been almost abandoned. Recently Mr. José CHAVES undertook to work the mines for the company and has been developing them with profit. The company expects later on to develop them on a large scale.

Analysis: Average gold per ton, 12.5 grams.

BIBLIOGRAPHY.

Report of the St. John d'El Rey Mining Company, Limited, 1878, 1879, etc.

Cybrão (Mariana).—In the Cybrão deposits there are a number of veins of auriferous quartz containing mica, tourmalines, and needles of rutile. The veins are found in schists, associated with quartzites. The width of the veins ranges from $\frac{1}{2}$ to 1 meter. The quartz in these veins is sometimes transparent and again completely filled with tourmaline needles. The assays were made from specimens of the ore in which there was no visible gold, and therefore the percentage of gold obtained must be considered below the average, as this same ore has yielded in the pan washings coarse gold that is easily separable. The absence of pyrites and the nature of the quartz render the extraction of the gold very easy.

The gravels of the bed and banks of the Gualaxo River also deserve attention, in view of the nature of the neighboring rocks in which veins of quartz of uniform richness frequently occur.

Analyses: Assay No. 1, gold per ton, 10 grams; No. 2, 11 grams; No. 3, 16 grams. Gold per ton, 35 grams.

Dona Rita (Mariana).—This property like the Cavallo Branco, Chiquinho Aroeira and others, is situated in the Sumidouro district. The assay values of two samples were \$15 and \$6 per ton.

Analyses (2 assays): Gold per ton, 30 and 12 grams.

Dona Therezinha (Ouro Preto).—This mine forms part of the Tasaras group and is 3 miles from a railroad. Wood and water are abundant. Some veins contain arsenical pyrites, others are clean. The assay value of two samples of the former amounted to \$8 and \$42.40. One of the latter was valued \$39.50.

Analyses: Quartz containing arsenical pyrite, schist, and mica, gold per ton, 16 grams; quartz containing arsenical pyrite, gold per ton, 84.4 grams; quartz containing talcose schist and tourmaline, gold per ton, 79 grams.

Donato (Mariana).—The Donato mine (*Sumidouro*) is located east of Serra do Itacolomy, and in the same line with the Tinoco, Jaimbeiro, Aroeira, Dona Rita, Cavallo Branco, and Vasado mines. This is an exceptionally rich gold-bearing zone. Here are the gold workings of Vasado, which belong to the "Companhia Brasileira de Salitras, Terras e Colonisação," and those of Tinoco, Xiquinho, etc., all as yet undeveloped. The outcrops of these veins were mined by the open-cut method in two leading directions. They consist of small veins of quartz embedded in mica-schist, associated with hornblende. The veins traverse the mica-schist in different directions, covering a large area. The ore consists of white quartz, associated with a number of other minerals. Gold is visible in certain parts of the quartz. A large part of the ore body is decomposed, and it will be an easy matter to develop it if water can be obtained. The early miners only worked the soft part of the veins, leaving intact the hard quartz. Analyses made at the Ouro Preto School of Mines give the following result: Ore from the Donato mine, 15.5 grams of gold per ton; the Tinoco workings, 17.76 grams in the richest quartzite; gravel from the pan washings, 41.63 grams.

This is one of the few mines in which two systems can be employed in its development, namely, a stream of water for the soft portions and a stamp mill for the auriferous quartz. Washing the ore by means of a stream of water would yield a large percentage of gold and would make the extraction of the gold from the quartz veins easier.

Analyses: Donato mine, gold per ton, 15.5 grams; Tinoco mine, gold per ton, 17.76 grams; from sands left from the pan washings, gold per ton, 41.63 grams.

BIBLIOGRAPHY.

Reports of the "Companhia Brasileira de Salitras, Terras e Colonisação."

Estaca (Ouro Preto).—This mine is one mile distant from the Ouro Preto depot of the Central Railway. A sample assayed \$7.50 per ton. Water and wood are plentiful.

Analysis: Gold per ton, 15 grams.

Falcão (Ouro Preto).—This mine is situated at a distance of 18 kilometers from the city of Ouro Preto and 7 kilometers from the nearest

railway station. The deposit consists of three parallel veins of quartz and pyrites, varying from 3 to 4 meters in thickness.

Analyses: First vein, assay No. 1, gold per ton, 9 grams; No. 2, 11 grams. Second vein, specimen No. 1, gold per ton, 14 grams; No. 2 (covering of vein), no gold; No. 3, gold per ton, 27 grams.

Third vein, specimen No. 1, gold per ton, 3 grams; No. 2, no gold; Nos. 3, 4, and 5, traces of gold; No. 6, 25 grams; Nos. 7 and 8, traces of gold; No. 9, 5 grams; gold per ton (average of 2 assays), 12 grams; No. 10, gold per ton, 55 grams.

First vein: Gross weight of sample, 3.740 grams; reduced in the pan, 23 grams; gross weight of the litharge, 100 grams; gross weight of the gold "button," 3.0250 grams; weight of silver, 0.005 gram; gold per ton, 6.55 grams.

Residue from the stamps of the "Falcão" mine, gold per ton, 40 grams.

First vein: Specimen of ore taken from the roof of the shaft at the point where it meets the dark quartz, gold per ton, 7 grams; specimen taken from near the right-hand support in the roof of the same mine, gold per ton, 5 grams. Third vein, 10 meters from the road, left side, gold per ton, 4 grams; Estrada de Alegria, on the left side of the road from Estrada do Falcão to Alegria, gold per ton, 7 grams; vein below road, 0.30 meter thick, gold per ton, 20 grams; from another vein, below, on the same road, 0.50 meter thick, in the same level, gold per ton, 41 grams.

Veins from which specimens were taken.	Nature of specimen.	Gross weight.	Net weight.	Litharge.	Weight of Gold button. per ton.	
		Grams.	Grams.		Grams.	Grams.
First vein, open level, point A.....	Quartz.....	100	43	200	0.0065	55
Second vein, above.....	Quartz, contain- ing pyrites.....	1,100	15	100	.002	1.36
First vein, point A.....	Quartz.....	100	15	200	.006	50
Small vein at the entrance of the level, 2.20 meters thick.....do.....	100	15	200	.0105	95
First vein, point A.....do.....	2,000	12	50	.0008	2.70
First vein, underneath, point D.....do.....	1,170	10	30	.0065	5.04
Second vein, underneath, point D.....	Quartz, contain- ing pyrites.....	1,000	10	30	.008	7.84
Third vein, underneath, point D.....do.....	1,000	10	30	.009	8.85
First vein, underneath.....do.....	50	10	100	.001	10
Left side of shaft, in the middle.....do.....	50	10	100	.0008	6
Second vein, left side of shaft.....do.....	50	10	100	.007	4

Faria (Sabarã).—The mine of the Faria Gold Mining Company of Brazil, Limited, is situated in the vicinity of Villa Nova de Lima, 4 kilometers from Honorio Bicalho, a station of the Central Railway. This mine was worked by the "Société des Mines d'Or de Faria," which was formed in 1887 with a capital of 1,800,000 francs, afterwards increased to 2,400,000 francs. After operating the mine for nine years the company was reorganized under the name of "Société Nouvelle des Mines d'or de Faria," with a capital of 1,600,000 francs, half of which was given to the old company. Finally, in 1896 a company was formed in London, known as the "Faria Gold Mining Company

of Brazil, Limited," for the purpose of acquiring these mines. The capital of the company was £60,000, of which £36,000 was offered to the stockholders of the old company.

Most of the ore yields as high as 18 grams of gold per ton and the average is from 6 to 7 grams per ton. This was the first mine of this region to use electrical machinery for the extraction of the ore. The works of the mine, the miners' houses, etc., are lighted by electricity. The gold from this mine is very fine, floating in the water in which it is treated to such a degree that only 42 per cent of the contents of the ore is recovered, although theoretically the ore yields 18 grams of gold per ton. Experiments are being made with different processes in the hope that one will be discovered to correct this. The company is being reorganized and modern plants are being installed. The directors of the new company expect an annual net income from the mine of £11,600. The old company extracted 148,892 grams of gold. The present company extracted from this mine from January 1, 1899, to January 1, 1901, 331,951 grams of gold, valued at £40,000.

The new company has installed modern plants—a Californian mill of 20 stamps, Frue vanners, and a chloride and cyanide plant for the treatment of the residue. A shaft has been sunk to a depth of 200 meters. Powerful pumps, operated by electricity, have been set up. The principal works are: An inclined shaft sunk to a depth of 225 meters; 3 levels, the last one being 180 meters from the surface; an adit 375 meters long for draining the mine; a drain 6 kilometers long; electric motive power for operating the extracting and pumping machinery and the different plants; 20-stamp mill; amalgamation pans; amalgamation barrels; 8 Frue vanners; chlorination plant, treating 150 tons per month, and cyanide plant, treating 1,000 tons of ore per month.

BIBLIOGRAPHY.

- Robellaz: Notice sur la Mine d'or de Faria (Brésil). Paris, 1887.
 A. de Bovet: Note sur les transmissions électriques des mines de Faria, Memoires de la Société des Ingénieurs Civils. Paris, 1891.
 Robellaz: Rapport sur les mines de Faria. Paris, 1893.
 F. de Paula Oliveira: Valor das jazidas metalíferas do Brazil (Revista Industrial de Minas Geraes, No. 5), 1894.
 Paul Ferrand: L'Or à Minas Geraes. Vol. 1. 1894.

Furnas de Caeté (Caeté).—These mines are situated 15 kilometers from Raposos, and are the property of BARON DA ESTRELLA and Dr. JOSÉ ALEXANDRE DE MOURA COSTA. The principal mines are Cotão, Fernando, Portão, Agua do Sapo, Paciencia, Mãe Isabel, and Quebra Braço.

Analysis: Average gold per ton, 28 grams.

Furquim (Marianna).—This mine was acquired by the Furquim Mining Company, which was organized in 1890 with a capital of 150,000 *milreis*, which in 1892 was increased to 600,000 *milreis*, of which only 150,000 *milreis* have been paid in. The company began

working in the gravel, but difficulties arose and operations were suspended. A California 30-stamp mill was introduced, but the company was obliged to suspend operations for want of funds. In 1896 the mining property was sold for a small amount to a Brazilian capitalist. The works are now at a standstill. The gold is found in small veins of gold-bearing quartz and in the alluvial deposits of the Carmo River.

Analyses: (1) Gold per ton, 5 grams; (2) 4 grams; (3) 12 grams; (4) 17 grams; (5) 7 grams; (6) 93 grams; (7) 98 grams.

Gabirola.—This mine, together with the Gaia mine, was acquired by the Morro Velho Company in 1862 for £11,583. It is located near Morro Velho, on land belonging to FERNÃO PAES. The vein of the Gabirola consists of compact quartz and fine pyrites and lies almost vertically. The ore yields, on an average, 14 grams of gold per ton, but only 7 grams are recovered. It was operated by the Morro Velho Company in 1868 and again in 1886.

Analysis: Gold per ton, 14 grams.

Itatiaiusú.—This property is about 5 miles from the Sabará Railway depot. Averages of six assays gave values of \$2.75 and \$5 per ton. Water and wood are plentiful.

Analyses: Sample No. 1, gold per ton, 5.5 grams; No. 2, 6.66 grams; No. 3, 4 grams; first assay, gold per ton, 9 grams; second, 12 grams; third, 10 grams.

Jambreiro (Marianna).—This property is one of the Sumidouro group. Two assays gave values of \$5.50 and \$7 per ton. Wood and water are plentiful.

Analysis: Gold per ton (two assays), 11 and 14 grams.

Lages (Ouro Preto).—This is the property which gives its name to the Ouro Preto group of mines, situated in and around the city of that name. It is distant 1 mile from the Central Railway. A large body of ore is in sight. The veins are parallel and inclined at 35 degrees north and south. The mineral is pyritic and free milling (a frequent occurrence in this State, where the gold needs only thorough crushing to free it from the sulphurets). This group of mines is the most important in the Medrado concession.

Analyses: No. 1. Quartz and mispickel. Gold per ton, 77 grams; assay value, \$47.74. No. 2. Block of pyritic quartz. Gold per ton, 48 grams; assay value, \$29.64. No. 3. Quartz and oxidized pyrites. Gold per ton, 12 grams; assay value, \$7.44.

Lagôa.—(*Dourada, municipal district of Tiradentes*).—This property is 8 miles distant from the West of Minas Railway. No exact assay values are available, but the mineral is said to assay about \$17 per ton. The district affords ample wood and water.

Lavras Novas (Ouro Preto).—This mine is 5 miles from the Ouro

Preto depot of the Central Railway. The assay value of the vein is \$16.25 per ton. Wood and water are plentiful.

Analysis: Gold per ton, 32 grams.

Maquiné (Marianna).—This mine is one of the extremely rich Jacutinga formation, and is 12 miles from Ouro Preto. Wood and water are plentiful. Two assays gave values of \$405.51 and \$450.50 per ton.

Analysis: Jacutinga, with visible gold, 2 samples, gold per ton, 911 grams.

Maria da Vargem.—This property is 6 miles distant from the Central Railway. The assay values vary from \$1 to \$5.50 per ton. Wood and water are plentiful.

Analyses: (2) Gold per ton, 11 grams; (4) 4 grams; (5) 6 grams; (6) quartz gravel, 4 grams; (7) quartz, 3 grams; (8) 11 grams; (9) 2 grams.

Marzagão (Parish of N. S. da Conceição of Rio de Pedras, Morro de S. Vicente, municipal district of Ouro Preto).—This mine is situated 20 kilometers from Itabira do Campo, a station of the Central Railway. The bed is found in the metamorphic Eozoic rocks of the central plateau of Minas Geraes, which consist mainly of schists, such as mica schists, chlorite schists, quartose schists, clay schists, etc. The average height of the bed is 960 meters above sea level. The early miners worked the outcrops of the deposit for a distance of 8 kilometers, using the "open cut" method and employing water for the disintegration of the earthy matter. The property is owned by four men. Among other mines found here are the California, Ouvidor, Paciencia, Chacara, Engenho de Cuima, etc. The deposit consists of at least two veins of quartz, associated with pyrites, very near together and almost parallel, but not uniform in their mineralogical formation. These veins are embedded in schist, which constitutes the roof and floor of the vein. The flow of water from the Onro Fino River, in junction with the Audaimé, is 175.35 liters per second. In the vicinity are also the two small mountain streams Catana and Cunha de Ferro, the waters from which can be conducted to the mines by means of ditches or canals. Steam power equivalent to 250 horsepower can be obtained for the working of the mine.

This is the only mining property that is registered in the Torreus. It is estimated to cover 50 miles square.

Analyses: (1) Gold per ton, 30 grams; (2) 69 grams. Fineness of gold, 23,947. No. 3. Ore (weight), 100 grams. Gold and silver per ton, 26.7 grams.

BIBLIOGRAPHY.

C. Prates: Relatório sobre a jazida aurífera de Marzagão (Revista Industrial of Minas Geraes, No. 4), 1894.

Matheus Leme.—This mine is 10 miles distant from Ouro Preto. The assay value is about \$6.80 per ton. Wood and water are plentiful.

Analysis: Gold per ton, 12.4 grams.

Mocó (Caethé).—This property is 20 miles distant from the Central Railway. A railway has been projected from thence and the track leveled to the close proximity of the mine. The assay value is \$11.50 per ton, and the locality one of the most healthy of the highland district.

Analysis: Gold per ton (average of two assays), 23 grams.

Montié (Congonhas do Campo, Ouro Preto).—This property is two miles distant from the Central Railway. The assay value is \$5.50 per ton.

Analysis: Gold per ton, 11 grams.

Morciras (Ouro Preto).—This mine is one of the Ouro Preto group; also included in the Medrado concession. The ore is free milling and a large mass is in sight. Water power is abundant, and the property is but 4 miles from the Central Railway. Wood is abundant at a distance of 8 miles. Four assays give the following figures: \$2.50, \$2, \$2.25, and \$3.

Analyses: Gold per ton, 5, 4, 5, and 6 grams.

Morro do Ouro Fino (Ouro Preto).—This property is distant 1 mile from the railroad. The assay value of superficial samples ranges from \$1 to \$1.50 per ton.

Analyses: Gold per ton, first sample, 3 grams; second sample, 2 grams.

Morro do Paschoal (Ouro Preto).—This lode is 13 feet wide at the foot of the hill, where an adit has been driven; 500 feet vertical of the lode exists above the adit. The ore is a compact quartzite, showing visible gold. Like the rest of the Medrado concession, the mine is close to the Central Railway (2 miles), and ample water power is available. Three assays gave the following values: \$16, \$14, and \$26.50.

Analyses: No. 1, gold per ton, 32 grams; No. 2, 28 grams; No. 3, 53 grams.

Morro da Piedade (Ouro Preto).—This property belongs to the Tasaras group. Much mineral is in sight, and exploration is easy. Wood and water are abundant. The Central Railway is 4 miles distant. The mineral gives an assay value of \$19 per ton.

Analysis: Gold per ton, 38 grams.

Morro da Queimada (Ouro Preto).—This mine is one of the Lages group of the Medrado Concession. Assay values: \$7.50, \$1, \$6, \$0.50, and \$6.50.

Analyses: Gold per ton, 15, 2, 1, 12, and 13 grams.

Morro do Ramos (Ouro Preto).—This is one of the Lages group. The mineral, as far as exploration has been carried out, is poor, but

exploration has been confined to the surface. The assay values obtained equal about \$1.10 per ton.

Analysis: Gold per ton, 2.2 grams.

Morro de Sant' Anna (Marianna).—This mine was operated by the "D. Pedro North d'El Rey Gold Mining Company, Limited," which was organized in 1862, with a capital of £125,000. From 1863 to 1868, 2,427 kilograms of gold were extracted. Operations were continued until 1878, the ore from the mine averaging 15 grams of gold per ton. The profits of the company in 1867 amounted to £51,944, and in the three years, 1867, 1868, and 1869, to about £100,000. During this period 100 per cent dividends were paid. In 1878 mining operations were discontinued, the mine then having a depth of 212 meters. In 1888 the company was reorganized under the name of "D. Pedro Gold Mining Company, Limited," and operations were resumed. A level was driven to reach the richest of the ore bodies, No. 8, and new pumping and extracting machinery and plants for the preparation of the ore were installed.

The company at the present time is working the auriferous deposits at Maquiné, having many years ago abandoned the diggings at the place known as "Morro de Sant' Anna," notwithstanding the yield of gold from the ore of this vein was very fair. Gold appears in large pieces.

Most important works: A well-timbered tunnel or level for extracting the ore, which is a model of its kind; another tunnel to reach the richest of all the ore bodies, No. 8; mining and pumping machinery, and machinery for the mechanical preparation of the ore; German trommels, worked by compressed air; a small stamp battery to crush the coarse ore; pan washings; cables for the transmission of power to the pumping machinery; Pelton wheels as motors.

Analysis: Gold per ton (average of 3 assays), 7 grams.

BIBLIOGRAPHY.

- Costa Sena: Viagem de estudos metallurgicos no centro da Provincia de Minas. "Annaes da Escola de Minas de Ouro Preto," 1881.
 A. de Bovet: A Industria mineral na Provincia de Minas Geraes. "Annaes da Escola de Minas de Ouro Preto," 1883.
 Sant' Anna Nery: Le Brésil, em 1889. "Minéralogie," by H. Gorceix, 1889.
 F. de Paula Oliveira: Valor das jazidas metalliferas do Brazil ("Revista Industrial de Minas Geraes," No. 4), 1894.
 Paul Ferrand: L'Or á Minas Geraes, 1^o vol., 1894. Report of the company "Mining Journal." Several numbers from 1862 forward.

Morro de S. João (Ouro Preto).—This is one of the Lages group of mines, situated near the city of Ouro Preto, 3 miles from the railroad. Wood and water are plentiful in the immediate vicinity.

Analysis: Gold per ton, 10 grams.

Morro de S. Sebastião (Ouro Preto).—Gold-bearing ore, pyritic quartz, mispickel, scorodite, and decomposed pyrites. Gold per ton, 25 grams, value \$12.50.

This mine forms part of the Lages group, 3 miles from the railroad, with abundant wood and water. The mineral is a quartz with pyrites and mundie, decomposed at outcrop but probably clean at depth.

Morro de S. Vicente (Ouro Preto).—This property is 8 miles distant from the Ouro Preto railroad depot. The assay value is from \$2 to \$2.25 per ton. The district affords abundance of wood and water.

Analyses: Two assays, gold per ton, 4.25 and 4 grams.

Morro Velho (municipal district of Sabará).—Operated by the English company known as "The St. John d'El Rey Mining Company, Limited," having a capital of £500,000. The vein is 180 meters long and 14 meters thick. The ore yields from 10 to 20 grams of gold per ton. The mine was discovered one hundred years ago and has been worked by the present company since 1830. The total gold production of this mine from 1836 to 1886 was £5,178,657, of which £1,657,769 was net income. From 1842 to 1867 an annual dividend of 25 per cent was paid to the stockholders. In 1867 there was a fire in the mine and operations were suspended for seven years for the purpose of opening up new shafts. From 1874 to 1882 a yearly dividend of 31 per cent was paid. From 1882 to 1886 no dividends were distributed. The next ten years were spent in sinking new shafts and setting up modern machinery. The yearly income from the mines from now on, after all expenses are deducted, will probably be £60,000.

Principal works: Two shafts sunk to a depth of 861.33 meters. A 120-stamp mill constructed after the California model; hydraulic motive power equivalent to 530 horsepower; modern machinery and apparatus for the extraction of the ore and for descending into and ascending from the mines. A force pump worked by hydraulic pressure for draining the old mine; an adit-level 307 meters long to afford ingress and egress, lined throughout with masonry. A new method has been adopted for the extraction of gold known as the oxygen process, invented by Mr. G. CHALMERS, superintendent of the mine, and Mr. WILDER, chief chemist. The property has a well-equipped foundry, blacksmith shop, two furnaces for second fusion, compressed air drills, an electric-light plant, Pelton wheels of different sizes, and extensive plants on the Ribeirão dos Crystaes and Rio de Peixe, where the electricity is generated for running the machinery for the extraction and dressing of the ore.

Beautiful crystals of quartz, dolomite, siderite, magnetic pyrites, and albite appear in groups in the center of the vein.

The mine has already been worked to a depth of 20 meters below sea level.

BIBLIOGRAPHY.

- Caldclough: Travels in South America, 1825.
 Von Eschwege: Pluto Brasiliensis, 1833.
 Saint Hilaire: Voyage dans les Districts des Diamants et sur le littoral du Brésil, 1833.
 Arthur Phillips: The Mining and Metallurgy of Gold and Silver, 1867.
 Captain Burton: The Highlands of Brazil, 1869.
 Henwood: Observation on Metalliferous Deposits, etc., 1871.
 H. Gorceix: Recherches minérales du Brésil, 1881.
 De Boyet: A Industria Mineral na Provincia de Minas Geraes (Annals of the Ouro Preto School of Mines, 2d vol.), 1833.
 G. Chalmers: Reopening of Morro Velho, 1888.
 F. de Paula Oliveira: Valor das jazidas metalliferas do Brasil (Revista Industrial de Minas Geraes. No. 2), 1893.
 Paul Ferrand: L'Or à Minas Geraes. No. 36. 1897.
 Theophilo Ribeiro: Os Grandes Factores da Riqueza nacional. (Revista Industrial de Minas Geraes. No. 1.) 1899.
 Company's Annual Reports.
 The "Mining Journal" and "Mining World."

Nascente da Meia Patuca (municipal district of Cataguases).—This property is 10 miles distant from the railroad. The assay value is \$3.50 per ton. Wood and water are plentiful.

Analysis: Gold, per ton, 7 grams.

Ouro Podre (Ouro Preto).—The vein of this mine is 6 feet 6 inches wide, of friable quartzite. It is part of the Lages group, and has abundant wood and water supply close at hand. It belongs to the Medrado concession. The assay value of samples of the mineral is \$46.50 per ton.

Analysis: Gold, per ton, 93 grams.

Paciencia (Ouro Preto).—This property is 10 miles distant from the railroad. Wood and water plentiful. Assay value, \$21 per ton.

Analysis: Gold, per ton, 42 grams.

Padre Faria (Ouro Preto).—This property is situated in the city of Ouro Preto, 1 mile from the Central Railway depot, and forms part of the Medrado concession. Wood and water are plentiful. The assay value is from \$6 to \$7 per ton.

Analyses (3 samples): Gold, per ton, 14, 12, and 12.5 grams.

Padre Vicgas (Ouro Preto).—This is one of the Ouro Preto group of mines in the Medrado concession.

Analysis: Gold, per ton, 13 grams; assay value, \$6.50.

Paíol (Ouro Preto).—The plantation of Paíol is situated about 20 kilometers to the north of Ouro Preto, between the villages of Antonio Pereira and St. Bartholomeu, in both of which are found auriferous deposits. The road running from Ouro Preto to the plantation is at present in very bad shape, but at a relatively small expense it could be put in fair condition. The boundaries of the property are well defined by mountain ranges. There is an abundance of wooded land, both on

the plantation and in the vicinity, from which lumber can be obtained at small cost. The water supply is not abundant, and it is important that a dam be built to store the water for use in the dry season. For many years gold has been obtained from the streams on the plantation by simply washing the sands.

The owner of the plantation, convinced that there were gold veins somewhere on the land, had a prospector come and make a thorough search, which resulted in the discovery of veins of gold-bearing quartz which outcrop at several points. Several samples of the vein and gold-bearing sands were obtained by the prospector and analyzed at the Onro Preto School of Mines. This analysis was not very satisfactory, but as the borings from which the specimens were obtained were not deep, it is believed that richer ore can be obtained. In the opinion of the prospector the veins can be worked with profit. The outcrops indicate that the deposit is extensive and will furnish the company with ore for many years to come. The Paiol property is also valuable from an agricultural standpoint. Assay values, \$5.50, \$19.50, and \$54.50.

Analyses (3 samples): Gold per ton, 109, 11, and 39 grams.

Palacio Velho (Ouro Preto).—This is one of the Onro Preto group of the Medrado Concession. Assay values, \$5, \$6, \$9.50, and \$5.15.

Analyses (4 samples): Gold per ton, 19, 12, 10, and 10.3 grams.

Pary (Municipal district of Santa Barbara).—The Pary mine, situated near the village of San Francisco, 12 kilometers from the city of Santa Barbara, was purchased in 1862 by the Santa Barbara Gold Mining Company, Limited, for the sum of £12,000. The capital of this company is £60,000. The vein of this mine is composed of fine granular quartz, iron, and arsenical pyrites, associated with varying quantities of hornblende, granatite, and mica. The company opened up several inclined planes and tunnels and extracted the ore until 1882, when the mine caved in, the depth then being 90 meters. A new shaft was sunk in 1884, but without results, and another was sunk in 1889, from which the ore is now being extracted. The company was reorganized in 1869 with a capital of £30,000, which, in 1880, was increased to £40,000.

The total production of the mine up to January, 1894, amounted to 2,682,452 grams of gold. The ore averages 10 grams of gold per ton. It contains a quantity of crystallized almandines. The profits of the mine from 1875 to 1881 amounted to about £29,000, or £5,000 per year. Since 1881 the profits have diminished, and at the present time the mine is not being operated.

Principal works: Several tunnels; a trench nearly 10 kilometers long, by which water is conveyed to the mines from the San Francisco River, furnishing motive power equivalent to 136 horsepower; 5 stamp batteries having a total of 61 stamps, and 2 pan amalgamators.

Analysis: Gold and silver per ton, 40 grams. Assay value, \$20.

Cap
A. C
Pr
"M
F. d
M
Paul
/ J
Oun
Lim
inco
of g
exis
1888
reis.
3,22
gran
gran
pany
M
near
mach
for t
63.6
to th
powe
strea
quan
Th
rarel
Huss
An
mine.
Von E
Capt
Gardn
Ch. M
meri
Adolp
Paris
S. Giff
Limi
F. de E
Mina

BIBLIOGRAPHY.

Captain Burton: The Highlands of Brazil, 1869.

A. de Bovet: A Industria Mineral da Provincia de Minas (Annals of the Ouro Preto School of Mines, vol. 2).

"Mining Journal" of 1887, 1888, and 1889.

F. de Paula Oliveira: Valor das jazidas metalliferas do Brazil (Revista Industrial de Minas Geraes, No. 4), 1894.

Paul Ferrand: L'Or à Minas Geraes. Vol. 1. 1894.

Passagem (Ouro Preto).—This mine is situated 7 kilometers from Ouro Preto and is worked by the Ouro Preto Gold Mines of Brazil, Limited. The company has a capital of £400,000, with a yearly net income of probably £10,000. The ore yields on an average 15 grams of gold and 1.4 grams of bismuth per ton. This company has been in existence since 1883. The value of the ore produced from 1884 to 1888 was 3,894,672 *reis*; expenses, 3,190,854 *reis*; net income, 703,818 *reis*. In the periods from and including 1863 to 1873 and 1884 to 1894, 3,223 kilograms of gold were extracted; from 1894 to 1895, 473,430 grams; from 1895 to 1896, 550,582 grams, and in 1900–1901, 718,814 grams. After the installation of new Californian machinery the company expects to take out £80,000 worth of gold.

Most important works: Two inclined shafts, sunk to a depth of nearly 500 meters; modern extracting, pumping, and ventilating machinery; electric-light plant; California 80-stamp mill apparatus for the treatment of the ore by chlorination and cyanidation; a waterfall 63.60 meters high, having a flow of 450 liters per second, which, added to the water which flows from the mine, produces a total of 450 horse-power; a metallic aqueduct 73 meters long and 18 meters above the stream. This is the only mine which produces bismuth in paying quantities.

The vein contains an abundance of crystals of accidental minerals rarely found in other mines. These have been studied by Professor HUSSAK.

Analyses: Gold per ton, 82 grams; arsenical pyrites from the same mine, gold per ton, 189.6 grams.

BIBLIOGRAPHY.

Von Eschwege: Pluto Brasiliensis, 1833.

Captain Burton: The Highlands of Brazil, 1869.

Gardner: Travels in the interior of Brazil.

Ch. Monchot: Rapport sur les mines de Raposos, Borges et Passagem. Paris, Imprimerie Nouvelle, 1884.

Adolph Mezger: Rapport sur les mines de Passagem, Raposos et Espirito Santo. Paris, Librairie Chaire, 1885.

S. Gifford: Rapport sur la Mine de Passagem de la "Ouro Preto Gold Mines of Brazil, Limited," 1889.

F. de Paula Oliveira: Valor das jazidas metalliferas do Brazil (Revista Industrial de Minas Geraes, Nos. 3 and 5), 1894.

Paul Ferrand: "L'Or à Minas Geraes." Vol. 2. 1894.

Eug. Hussak: Der Gold führende Kiesige Quarz lagergang von Passagem in Minas

Geraes, Bresilien. Zeitschrift für praktische Geologie. Oktober, 1898.

Reports of the "Ouro Preto Gold Mines of Brazil" from 1885 to 1899.

Different numbers of the "Mining Journal" and the "Mining World."

Passagem (Municipal district of Queluz).—This property is 8 miles distant from the railroad. Wood and water are plentiful. The assay value of two samples was \$22.50 and \$19 per ton.

Analyses: Two samples, gold, per ton, 45 and 38 grams.

Paulina (Cathé).—This mine is worked by the owners of the S. Luiz mine. The vein was reached by an inclined plane. The vein consists of lines of ferruginous quartz and quartzite in schist, and is from 2 to 3 meters in width. The mine has been worked to a depth of 80 meters. A new gallery has been driven which will reach the ore in that part of the vein below its present depth. The ore averages \$12.50 per ton.

Analysis: Gold, per ton, 25 grams.

Pedra do Ouro (Antiga Jacutinga, Cathé).—This property is 20 miles from the railroad, but a new line to the town is partly constructed. Wood and water are plentiful. The assay values of nine samples were \$12.50, \$43, \$75, \$40, \$41, \$11.50, \$10, \$9, and \$12.50 per ton.

Analyses: Five samples, gold per ton, 25, 86, 151, 80, 82, and 23 grams; quartz, gold per ton, 20 grams; quartz containing pyrites, gold per ton (2 samples), 18 and 25 grams.

Pellucia (Ouro Preto).—Gold per ton, 22.4 grams, value \$11.20.

Piedade de Parapoba (Ouro Preto).—This property is distant 6 miles from the railroad. Wood and water are plentiful. Two samples assayed \$24 and \$112 per ton.

Analyses: Micaceous quartzite, gold per ton, 48 grams; quartz containing arsenical pyrites, gold per ton, 224 grams.

Raposos (Sabará).—This mine is situated on the Central Railway near the village of Raposos. The bed consists of veins of quartz and auriferous pyrites. It was worked by the early miners, a 4-stamp mill being employed. The company operating the Passagem mine set up here an 18-stamp mill and worked the mine until 1893, having extracted 180 kilograms of gold, the ore averaging 5 grams of gold per ton. The mine at the present time is operated on a very small scale, a battery of 12 stamps only being employed. This mine has just been bought by the "St. John d'El Rey Mining Company, Limited," for the sum of £6,000.

Most important works: Three galleries, cutting different veins, which have been worked.

Rio Gualaxo (Ouro Preto).—These deposits are located at a distance of 24 kilometers from Ouro Preto. The "Companhia Minerallurgica

Bra
the
dep
rive
gra
hyd
A
fr
Wo
A
A
Soa
The
Min
Cae
of a
have
Cari
Gol
vial
The
hero
vein
pur
lack
Cus
thes
he s
ings
Th
the
imp
ther
this
GOR
It is
more
ated
in a
run
Gera
sale,
regi
erty

Brazileira," which was organized with a capital of 2,000 *contos*, for the purpose of working different mines, among them the alluvial deposits of Rio Gualaxo. has already, by changing the course of the river, drained a basin containing 5,000,000 cubic meters of auriferous gravel, which yields on an average 3 grams of gold per ton. The hydraulic process is used in working the gravel of the river bed.

Analysis: Gold per ton, 3 grams, value, \$1.50.

Romão (Antonio Pereira, Ouro Preto).—This property is 8 miles from the railroad. The assay value of a sample was \$88.80 per ton. Wood and water are plentiful.

Analysis: Gold per ton, average of three assays, 167.6 grams.

Roque Soares (Marianna).—The gold workings known as "Roque Soares" are located about 8 miles to the east of the city of Marianna. The property is within the municipal district of Marianna, State of Minas Geraes, and between the districts of Cachoeira do Brumado, S. Caetano de Marianna, and S. Sebastião. The property has an area of about 1,500 hectares and is traversed by seven streams, two of which have a considerable volume of water. These streams empty into the Carmo River, which traverses the northeastern part of the property. Gold is found along the banks and in the beds of these streams. Alluvial washings were formerly carried on in some of these streams. The three old workings are situated in the foothills. Gold was mined here in the first half of the last century by the open-cut process. No vein mining was undertaken at this period for the want of capital to purchase and set up the necessary machinery. Skilled labor also was lacking, as the work of excavation was performed entirely by slaves. CUSTODIO JOSÉ PAES, a Portuguese subject, was the first to work these deposits, and although he employed the most primitive methods, he succeeded in accumulating vast wealth. After his death the workings were discontinued and have remained idle up to the present time.

The present owners of the estate, when they acquired it, had in mind the exploitation of its mineral wealth, but it was found difficult, if not impossible, to raise domestic capital necessary for such an enterprise and, therefore, have decided to sell it. The sole proprietors and owners of this property are Col. MAXOEL IGNACIO MACHADO DE MAGALHÃES and GORGONIO MACHADO DE MAGALHÃES. The boundaries are well defined. It is free of debt or onus of any kind. The Roque Soares deposits contain more than one auriferous vein in solid rock. The large diggings situated to the east contain one of these gold-bearing bodies, which extends in a north to south direction and unites with the chain of mountains running from Itacolomy Mountain to the boundary line between Minas Geraes and Espirito Santo. According to the deed of purchase and sale, executed in the city of Marianna on the 22d of June, 1896, and registered on the 23d of the same month, the boundaries of the property are as follows:

On the side of Olavia it is bounded by the property of MANOEL MOREIRA, deceased; on the side of Paredão, by land belonging to the heirs of DONATO GONÇALVES; on the side of Ramalho, by land which IGNACIO JOSÉ PAES sold to HONORIO RAMOS.

For the purpose of extracting the gold contained in the soil surrounding the large quartz vein of the gold digging lying to the east, the earthy matter was disintegrated by the action of a stream of water, thereby leaving the ore body exposed. The upper layers of this body consist of conglomerates, and in the joints and interstices are found sands rich in gold. These conglomerate formations also contain gold, but for lack of crushing machinery several tons of these have been piled up along one side of the canal.

There are two forests on the Roque Soares property, which furnish excellent timber for building purposes. One of these lies to the southwest, and is less than a kilometer from the three diggings, covering an area of several hectares. The other lies to the northeast, a little more than 1 kilometer from the diggings, and covers an area of 120 hectares. On the adjoining property is another wood on the southern slope of the mountain, which, together with the two already mentioned, are able to furnish all the timber needed for mining purposes for many years. In addition there are excellent pasture lands, admirably adapted to cattle raising. One field, comprising 120 hectares, has already been fenced off. The buildings consist of a one-story dwelling house, 52 feet by 23 feet, and a corn mill. Near the house is a small coffee plantation.

Analyses: Two samples, gold per ton, 48 and 56 grams, value \$24 and \$28.

Santa Cruz (Municipal district of St. John d' El Rey).—This property is 6 miles from the West of Minas Railroad. Three samples assayed \$59.50, \$55, and \$164 per ton respectively. Wood and water are plentiful. The mineral is a friable, ferruginous quartzite.

Analyses: Three samples, gold per ton, 119, 110, and 328 grams respectively.

Santa Rita (Municipal district of Sabará).—This property is 6 miles from the railroad. Wood and water are plentiful. The mineral, as far as is known, is poor, assaying \$1.50 per ton.

Analysis: Gold per ton, 3 grams.

S. Bento (Municipal district of Santa Barbara).—The São Bento Gold Estates, Limited. This mine is worked by an English company. Four assays gave values of \$15, \$37.50, \$1, and \$20.

Analyses: Four samples, gold per ton, 30, 75, 2, and 40 grams.

S. Francisco (Cattas Altas de Novega).—This property is 10 miles from the Ouro Preto depot of the Central Railway. Wood and water are plentiful. The lode assays \$22.50 per ton.

Analysis: Gold per ton, 45 grams.

S. Luiz ou Juca Vieira (Caethé).—This mine is situated a few kilometers south of Caethé, and has been operated since 1891 by José AFFONSO & Co., with a capital of 50 *contos*. The vein consists of grayish quartz, associated with iron and arsenical pyrites, a little galena, stibine, chalcopryrite, and gold in fine grains and sometimes in threads. The mine is operated on a small scale. A 12-stamp mill treats, on an average, 360 tons of ore per month. The total production of gold from 1891 to 1893 was 43,155 grams. The vein is 4 meters thick. Steam motive power equivalent to 50 horsepower is used. The mine if worked on a large scale would yield gold in paying quantities. The deposit contains a large quantity of iron, sulphurets, arsenic, copper, lead, antimony, bismuth, etc., in which is native gold visible to the naked eye, as well as a large quantity of metallic sulphurets. The principal works are an engine built of wood, a tramway 125 meters long, over which the ore is carried, shafts, levels, etc.

BIBLIOGRAPHY.

- F. de Paula Oliveira: Valor das jazidas metallíferas do Brazil (Revista Industrial de Minas Geraes, No. 9), 1894.
 Paul Ferrand: L'Or à Minas Geraes. Vol. 1. 1894.
 John Taylor & Sons: Rapport sur les gisements aurifères de Saint Luiz à Caethé.

San Miguel de Piracicaba.—This property is 80 miles from the railroad. Wood and water are plentiful and the mineral is very rich; assays from 3 samples gave respectively \$22.25, \$341.35, and \$55.50 per ton.

Analyses: Three samples, gold per ton, 44.50, 682.70, and 111 grams.

Saragoça (Ouro Preto).—The Saragoça mine, located at Ouro Preto, consists of veins of compact quartz associated with small quantities of arsenical and iron pyrites containing gold visible to the naked eye. Ore bodies occur in these veins which are made up principally of arsenical pyrites. In these a considerable quantity of gold is found. The rock surrounding the vein is also impregnated with gold for some distance, as has been observed recently in the vicinity of Ouro Preto. The mine has been worked at intervals on a small scale. A 3-stamp mill worked by water power is in operation. The lode has an average thickness of but a few meters and can be worked with profit.

An analysis of specimens of the ore taken from one section of the lode showed 71 grams of gold per ton, while those from another part of the lode yielded 11 grams per ton. These lodes deserve to be carefully prospected. On account of their close proximity to Ouro Preto mining operations could very easily be carried on here.

Analyses: Quartz and pyrites, gold, per ton, 71 grams; quartz containing arsenical pyrites and schist, gold, per ton, 21 grams; pyritic sands from a small engine of the mine, gold, per ton, 10 grams;

quartz, quartzite with tourmalines and sesquioxide of iron, gold, per ton, 47 grams; quartz containing arsenical pyrites and schist, gold, per ton, 16 grams. Assay values, \$35.50, \$10.50, \$5, \$23.50, \$8, and \$5.50.

BIBLIOGRAPHY.

Leandro Dupré, jr., Estudo geologico e mineralogico da região E. de Ouro Preto, etc. (Archives of the National Museum). Vol. 3. 1878.

Tapera (S. Bartholomeu, Ouro Preto).—This property is 20 miles from the railroad. The lode is very rich, as is shown by the following assays: \$119, \$228.80, \$178.50, \$439.35, \$514, \$296, \$60, \$60, \$77.50, \$7.50, \$3.50, \$2, \$24.50, \$13, \$224, \$479, \$5.50, \$3.50, and \$27.50 per ton.

The mineral is a quartzite with arsenical pyrites, pyrrhotite, and chalcopyrite. Wood and water are plentiful and the roads are good for the transportation of heavy loads.

Analyses: Quartzite containing pyrite (2 samples), gold per ton, 236.9 and 457.6 grams; quartzite and arsenical pyrite; magnetic pyrite and chalcopyrite, gold per ton, 357 grams; sample A, gold per ton, 8,787 grams; sample B, 1,028 grams; sample C, 592 grams. Fifteen samples, gold per ton, 55, 120, 120, 175, 15, 7, 4, trace, trace, 49, 26, 448, 958, 11, and 17 grams.

Tassaras (Ouro Preto).—The Tassaras diggings are situated on the southern slope of the Serra das Lages in the vicinity of Ouro Preto, the former capital of the State of Minas Geraes, famous for its mineral wealth, especially gold. Two public highways traverse this region, one from Ouro Preto to Marianna and the other from Ouro Preto to Antonio Pereira. Traversing the first of these roads for a short distance one reaches Passagem, where a mining company has been working a bed of auriferous quartz for some years.

Baron Eschwege, the distinguished geologist, describing the expedition to the State of Minas, mentions the gold diggings of the Serra das Lages, citing especially that of Morro da Piedade, which to-day forms part of the diggings known as Lavras Tassaras. The early miners confined their operations to the surface, subjecting the auriferous debris to the action of a stream of water which was conveyed from a dam which may still be seen on the top of the serra. The disintegrated material was carried by the current into large tanks, called "Mundós." Several levels or tunnels of different sizes extend into the side of the serra.

There are several veins which outcrop on the side of the mountain. These veins are: "Piedade," composed of quartz and mispickel, containing a few tourmalines, common pyrites, scorodites, etc., and having a width of from 2 to 2½ meters; "Côr de rosa," also of quartz colored with iron oxide, showing gold in the arsenical pyrites and in the hollow quartz which contains no pyrites; "Pedraõ," which runs parallel with the "Côr de rosa," dipping about 58 degrees northeast, then

describing a curve, and finally running parallel with the vein "Piedade," dipping 26 degrees northeast. In addition to the veins mentioned, which are over 1.50 meters in thickness, there is a series of veins ranging from a few centimeters to 1.50 meters in thickness. The outcrops of these veins on the side of the Serra are about 200 meters above the Carmo River, which traverses this region, and which is able to furnish motive power for their development.

The surrounding rocks are itabirite micaceous quartzite, mica, schists, and variously colored schists. All these layers dip about 30 degrees southeast. Between them are seams or veins of quartz a few centimeters thick. These may be plainly seen in the interior of some of the old galleries, which are very wide. It is estimated that the vein "Piedade" is capable of yielding 180,000 tons of quartz ore, while the diggings taken together will yield 3,000,000 tons of quartz. The property is traversed by the streams Padre Faria, Tassara, and Ribeirão do Carmo, which furnish the water power required for the mining machinery. In addition to these there are falls a few kilometers away, from which additional power can be derived. The diggings can be easily worked, as galleries or levels extend to a considerable distance, through which the ore can be conveyed to the surface, where they have natural drainage. They cover an area of 600,000 square meters, which is larger than that of the "Passagem" mining property to which Dr. PAUL FERRAND refers in "L'Or à Minas Geraes" (vol. 2).

Analyses: Ferruginous quartz and pyrites, gold per ton, 471 grams; clayish schist, 68 grams; ferruginous clay, containing some quartz, 283 grams; quartz containing arsenical pyrites and mica, 19.6 grams; quartz containing mispickel and schist, 16 grams. Assay values, \$235.50, \$34, \$9.80, and \$8.

BIBLIOGRAPHY.

Custodio Braga: Relatório sobre a Jazida aurífera dos Tassáras.

Thesoucreiro (Camargos, municipal district of Marianna).—This mine is 16 miles distant from the Central Railway. Various samples assayed \$23.80, \$13, \$8.80, \$69, and \$7 per ton. Wood and water are plentiful.

Analyses: Gold per ton (6 samples), 46.75, 25.96, 17.56, 138, 14, and 31 grams.

Timoco (Marianna).—This is one of the Sumidouro group. Ten assays gave values respectively of \$8.88, \$2.48, \$4.23, \$20.82, \$4.45, \$180, \$2.50, \$9, \$151, and \$12.50 per ton. Wood and water are plentiful, and the railroad is 20 miles distant.

Analyses: Ten samples indicated, gold per ton, respectively of 17.76, 4.96, 8.46, 41.63, 8.9, 360, 5, 18, 302, and 25 grams.

Vasado (Marianna).—This property is 3 kilometers west of the Sumidouro, near Marianna, and 20 miles from Ouro Preto on the Brazilian Central Railway. It belongs to the "Companhia Brasileira de Salitras, Terras e Colonização." The property was not prospected until

1893. The ore varies greatly, ranging from 0.5 gram to 28.5 grams of gold per ton. In addition to gold and lead it yields a large quantity of silver. The vein is composed of white quartz, containing pyrites and argentiferous galena and grains of visible gold. There is a large body of ore visible, which carries galena equal to 7 per cent of lead and 1.05 per cent of silver. The ore yields \$45 of gold per ton. The bed is very rich and of great promise for this mine. The Brumado Falls, which have a flow of 83 liters per second, furnish motive power equivalent to 90 horsepower. A few galleries have been driven for a short distance. There is also an inclined plane. This is one of the few mines of this State which contain a great quantity of argentiferous galena, with visible metallic gold.

Analyses: Twenty-eight samples showed galena (1), galena in mica schist (1), pyrites in quartz (3), visible gold in quartz (2), quartz with calcite (1), quartz with calcite and pyrite (1), quartz containing pyrites and visible gold (2), quartz with carbon and gold (1), quartz containing amphibole (2), quartz containing muscovite (1), mica schist (3), mica schist and amphibole (1), mica schist containing pyrites (1), and quartz (9).

BIBLIOGRAPHY.

F. de Paula Oliveira: Valor das jazidas metálicas do Brasil (Revista Industrial de Minas Geraes, Nos. 4 and 9), 1894.

Paul Ferrand: L'Or a Minas Geraes. Vol. 1. 1894.

Reports of the "Companhia Brasileira de Salitres, Terras e Colonisação."

Veieiro (Rodrigo Silva, Ouro Preto).—Analyses: Four samples—quartzite containing decomposed pyrites, three assays, 14, 10, and 10 grams gold per ton; quartzite and schist, in contact, 2.7 grams; quartz, quartzite, and pyrite, 2.8 grams; quartz containing decomposed pyrite (2 assays) 11 and 12 grams, or assay values ranging from \$1.30 to \$7.50.

Veieiro (Cougouhas do Campo, Ouro Preto).—Analysis: Gold per ton, 54 grams.

Velloso (Ouro Preto).—This is one of the Ouro Preto group in the Medrado concession. It was worked by the early Portuguese colonists, and is one of the most promising properties of the district. The Central Railway is 1 mile distant. The formation is a ferruginous conglomerate, or banket, with barren quartz. Two assays on this material gave values of \$17 and \$10.50 per ton.

Analyses: Gold per ton, 2 samples, 34 and 21 grams.

Venda do Campo (Ouro Preto).—This property is 6 miles from Ouro Preto. Nine samples assayed \$8, \$27.50, \$3.50, \$9.50, \$28, \$7.50, \$2.50, \$1.50, and \$31.50 per ton. Wood and water are plentiful. It was recently acquired by a Belgian company.

Analyses: Gold per ton, 9 samples, 16, 55, 7, 19, 56, 15, 5, and 3 grams; quartz containing pyrites, 1 sample, 63 grams per ton.

Vira Copos (Municipal district of Cacthé).—Analysis: Gold per ton, 10 grams.

**LIST OF SPECIMENS OF BRAZILIAN MINERALS EXHIBITED AT
THE PAN-AMERICAN EXPOSITION AT BUFFALO, 1901.***

1. Transparent quartz crystal containing water bubble, Floresta, Marianna.
2. Crystal containing quartz, calcite, fine dolomite, and pyrite (auriferous), Passagem, Marianna.
3. Crystal of mispickel on quartzite (auriferous), Passagem, Marianna.
4. Slightly altered crystals of pyrite (auriferous), Passagem, Marianna.
5. Quartz crystal, with calcite and black tourmaline (auriferous), Passagem, Marianna.
6. Minute pyrite crystals in milky quartz, Passagem, Marianna.
7. Large cubical crystals of pyrite, also quartz, calcite, and tourmaline, Passagem, Marianna.
8. Black tourmaline crystals in calcite, Furquim.
9. Cyanite and muscovite crystals, Periquito, Marianna.
10. Crystallized calcite, covered with small pyrite crystals, Passagem, Marianna.
11. Geodic formation, containing calcite and pyrite (auriferous), Passagem, Marianna.
12. Blue cyanite needles.
13. Black tourmaline in crystallized calcite, Passagem, Marianna.
14. Limonite and quartz crystals, altered mica, Morro de Sant' Anna.
15. Asbestos pseu. pyrophyllite and martite crystals, Morro de Sant' Anna.
16. Cyanite needles, mica schist, Marianna.
17. Almandine crystals in granite and quartz, Passagem, Marianna.
18. Pyrite colored by oxide of iron (iridescent).
19. Pyrite colored by oxide of iron (iridescent).
20. Crystallized pyrite and calcite (auriferous), Passagem, Marianna.
21. Muscovite crystallization, illustrating black tourmaline formation, Floresta, Marianna.
22. Black tourmaline crystals in quartz, Furquim.
23. Limonite, Furquim.
24. Altered quartz, variety amethyst.
25. Arseno pyrite crystals, Passagem, Marianna.
26. Altered pyrite in quartz crystal group, Floresta, Marianna.
27. Milky quartz, calcite, and pyrite, Passagem, Marianna.
28. Needles of pyrophyllite in pyritic quartz, Passagem, Marianna.
29. Visible gold in calcite containing pyrite, Passagem, Marianna.
30. Quartz containing pyrite, Passagem, Marianna.
31. Calcite with pyrite (magnetic), Passagem, Marianna.
32. Muscovite crystals, Passagem, Marianna.
33. Quartz, calcite, and dolomite crystals with pyrite, Passagem, Marianna.
34. Mica schist, containing garnets, Passagem, Marianna.
35. Pyrite and calcite crystals (mineral auriferous), Passagem, Marianna.
36. Quartz geode, containing pyrite, calcite, and dolomite, Passagem, Marianna.
37. Calcite and dolomite geode, also pyrite (auriferous), Passagem, Marianna.
38. Transparent quartz and dolomite crystals, Morro de Sant' Anna.
39. Transparent quartz, illustrating conchoidal fracture, Rio do Carmo, Marianna.
40. Limonite geode, Rio do Carmo, Marianna.
41. Quartz and calcite crystals, with black tourmaline, Passagem, Marianna.
42. Quartz conglomerate, with argentiferous mica, Floresta, Marianna.
43. Quartz, with arsenical pyrites, Passagem, Marianna.
44. Pyrite on quartz matrix, Passagem, Marianna.
45. Pyrite and calcite in black schist, Floresta, Marianna.
46. Geode of quartz and calcite, in mica schist matrix, Passagem, Marianna.

*The exhibits included a large number of other specimens which are not described here for lack of space.

47. Crystallized siderite, also dolomite (auriferous), Passagem, Marianna.
48. Quartz crystal group.
49. Needles of rutile and tourmaline in quartz crystal.
50. Transparent quartz containing tourmaline, Triphuy, Ouro Preto.
51. Transparent quartz and calcite, on quartzite, Morro de Sant' Anna.
52. Quartz, calcite, and pyrite crystals on quartzite, Passagem, Marianna.
53. Pyrite containing visible gold, Passagem, Marianna.
54. Crystallized calcite, Passagem, Marianna.
55. Quartz, calcite, and dolomite crystals, also tale, Passagem, Marianna.
56. Calcite, with pyrite crystals, also mica containing tourmaline, Passagem, Marianna.
57. Altered pyrite, Marianna.
58. Quartz conglomerate, with mica and siderite, Passagem, Marianna.
59. Milky quartz, with copper traces, Passagem, Marianna.
60. Not specified.
61. Pyrrhotite and siderite crystals on milky quartz, Morro Velho.
62. Quartz conglomerate with mica, Floresta, Marianna.
63. Massive arsenical pyrite with visible gold, Passagem, Marianna.
64. Mica schist containing muscovite crystals, Passagem, Marianna.
65. Quartz containing arsenical pyrite, Passagem, Marianna.
66. Reticular black tourmaline needles, Roque del Soares.
67. Opalescent crystals of quartz with one needle of tourmaline.
68. Quartz crystals with altered faces, Rosario, Marianna.
69. Quartz crystal incrusted in calcite, Minada Agua, Marianna.
70. Small calcite crystals, Passagem, Marianna.
71. Massive dolomite and calcite, also pyrite and tourmaline, Passagem, Marianna.
72. Arsenical pyrite and quartz.
73. Martite crystals in tourmaline.
74. Albite, calcite, pyrite, and mica crystals, Passagem, Marianna.
75. Milky quartz, with pyrite, Passagem, Marianna.
76. Conglomerate, containing muscovite, tourmaline, and mispickel, Passagem, Marianna.
77. Siderite fragment, Floresta, Marianna.
78. Ferromanganese containing siliceon, Miguel Burnier.
79. Quartz conglomerate, with pyrite and fractured granite, Passagem, Marianna.
80. Cyanite and granite in crystallized quartz, Passagem, Marianna.
81. Milky quartz, Passagem, Marianna.
82. Pyrite crystals on quartzite, San Antonio, Marianna.
83. Auriferous pyrite in conglomerate, Rio do Carmo, Marianna.
84. Quartz containing dolomite and siderite, Passagem, Marianna.
85. Pyrite crystallized (auriferous), Passagem, Marianna.
86. Massive black tourmaline, with muscovite crystals, Passagem, Marianna.
87. Almandine, with tourmaline, hornblende, and muscovite, Pary.
88. Crystallized pyrite on quartz (auriferous), Passagem, Marianna.
89. Crystallized quartz and dolomite (auriferous), Passagem, Marianna.
90. Quartz, massive pyrophyllite, and syenite, Passagem, Marianna.
91. Crystallized muscovite in tourmaline, Passagem, Marianna.
92. Muscovite in mica schist, Floresta, Marianna.
93. Pyrite and tourmaline (auriferous), Passagem, Marianna.
94. Calcite and mica crystals, Passagem, Marianna.
95. Quartz geode, containing pyrite, Passagem, Marianna.
96. Visible gold in quartz, calcite, and muscovite crystals, Morro de Sant' Anna.
97. Crystals of calcite and pyrite with massive tourmaline, Passagem, Marianna.
98. Crystals of arsenical pyrite and specular oligist, Passagem, Marianna.

99. Pyrite crystals in calciferous quartz, Passagem, Marianna.
100. Decomposed pyrite, Passagem, Marianna.
101. Mispickel, siderite, and dolomite with black tourmaline, Passagem, Marianna.
102. Calcite conglomerate, Passagem, Marianna.
103. Iridescent oligist, Morro de Sant' Anna.
104. Smoky quartz.
105. Mica in feldspar (auriferous), Passagem, Marianna.
106. Minute tourmaline crystals, Passagem, Marianna.
107. Not specified.
108. Iridescent pyrite in quartz, calcite, and dolomite, Passagem, Marianna.
109. Visible gold in arsenical pyrite, Passagem, Marianna.
110. Quartz geode containing malachite and calcite, also tourmaline, Itacolmy, Marianna.
111. Arsenical pyrite in quartz, also tourmaline, Morro de Sant' Anna.
112. No mineral.
113. Geode containing calcite, dolomite, pyrite, quartz, and mica, Passagem, Marianna.
114. Magnetic pyrrhotite, Passagem, Marianna.
115. Lenticular black needles of tourmaline.
116. Calcite crystallized in auriferous tourmaline, Passagem, Marianna.
117. Foliated tale, São Sebastião.
118. Transparent and massive quartz, Morro Velho.
119. Martite.
120. Not specified.
121. Conglomerate of quartz, calcite, and mica, Passagem, Marianna.
122. Arsenical pyrite, Passagem, Marianna.
123. Calcium concretions.
124. Massive calcite with crystallized calcite and pyrite, Passagem, Marianna.
125. Cyanite needles in massive quartz, Floresta, Marianna.
126. Not specified.
127. Pyrite crystals in tourmaline, Passagem, Marianna.
128. Geode with terre concretions.
129. Massive black tourmaline, Cattas Altas, Matto Dentro.
130. Black tourmaline crystals.
131. Quartz, calcite, and pyrite crystals, Passagem, Marianna.
132. Calcite, dolomite, crystallized siderite, also massive pyrite, Passagem, Marianna.
133. Quartz conglomerate containing magnetic pyrite, tourmaline, and dolomite, Passagem, Marianna.
134. Pyrophyllite and black tourmaline, Passagem, Marianna.
135. Dolomite and calcite, also altered pyrite in quartz, Passagem, Marianna.
136. Quartz with altered arsenical pyrite, Passagem, Marianna.
137. Quartz containing decomposed pyrite, Morro de Sant' Anna.
138. Pyrite, decomposed.
139. Argentiferous mica (iron stained), Marianna.
140. Pyrite conglomerate, Passagem, Marianna.
141. Pyrite crystallized.
142. Tourmaline in crystallized calcite, Passagem, Marianna.
143. Bright quartz, with pyrite.
144. Not specified.
145. Arsenopyrite, crystallized, Morro de Sant' Anna.
146. Crystallized pyrite (auriferous), Passagem, Marianna.
147. Geode with essonite, Morro de Sant' Anna.
148. Crystal of quartz, Bagagem.
149. Auriferous pyrite conglomerate, Morro Velho.
150. Conglomerate containing pyrite, quartz, and feldspar, Passagem, Marianna.

151. Quartz crystal.
152. Crystallized quartz, Tripuhy, Ouro Preto.
153. Arsenopyrite, also pyrite on quartzite, Passagem, Marianna.
154. Auriferous pyrite, with needles of bismuth, Passagem, Marianna.
155. Pyrite in quartz, Passagem, Marianna.
156. Siderite crystals and mica, calciferous mineral, Floreta, Marianna.
157. Crystallized pyrite with traces of copper, Passagem, Marianna.
158. Quartz variety amethyst, Diamantina.
159. Calcite and quartz with altered pyrite, Passagem, Marianna.
160. Group of smoky quartz crystals, Bucão, Marianna.
161. Quartz and arsenopyrite crystals, Morro de Sant' Anna.
162. Iridescent pyrite on quartz, Morro Velho.
163. Siderite, calcite, and tourmaline crystallized, also bismuth, Passagem, Marianna.
164. Crystallized quartz and calcite, Passagem, Marianna.
165. Quartz group, with graphite.
166. Transparent and opalescent quartz, Passagem, Marianna.
167. Quartz containing tourmaline, Passagem, Marianna.
168. Transparent quartz, with milky quartz veins, Passagem, Marianna.
169. Crystallized dolomite and siderite, Morro Velho.
170. Transparent quartz and siderite, Morro Velho.
171. Smoky quartz, Miguel Burnier.
172. Calcite, dolomite, siderite crystals, and pyrite on quartz, Passagem, Marianna.
173. Quartz crystal group, Passagem, Marianna.
174. Pyrite crystals on calcite (auriferous), Passagem, Marianna.
175. Transparent quartz, Rio do Carmo.
176. Quartz crystal, Rio do Carmo.
177. Quartz crystal containing pyrite and black tourmaline, Morro de Sant' Anna.
178. Quartz containing tourmaline (auriferous), Passagem, Marianna.
179. Quartz crystal, with specks of pyrite, Passagem, Marianna.
180. Quartz, with calcite crystals, Passagem, Marianna.
181. Black tourmaline in calcite matrix, Passagem, Marianna.
182. Crystallized calcite, dolomite, mica, quartz, and arsenopyrite, Passagem, Marianna.
183. Crystallized quartz and calcite, Passagem, Marianna.
184. Quartzite and mica with pyrite, Passagem, Marianna.
185. Oligist and pyrite in calcite matrix, Rodrigo Silva.
186. Crystallized siderite in mica schist, Passagem, Marianna.
187. Siderite and mica crystal group, Passagem, Marianna.
188. Crystallized dolomite, with siderite and quartz, Passagem, Marianna.
189. Quartz crystal, with tourmaline and pyrite, Passagem, Marianna.
190. Quartz geode, containing limonite after pyrite, Passagem, Marianna.
191. Pyrite and calcite crystals, with tourmaline, Passagem, Marianna.
192. Pyrite conglomerate (magnetic), Morro Velho.
193. Quartz geode containing pyrite, Passagem, Marianna.
194. Quartz containing rose tourmaline needles, Passagem, Marianna.
195. Quartz geode containing muscovite.
196. Decomposed arsenopyrite, Passagem, Marianna.
197. Crystallized calcite, surrounding pyrite and tourmaline.
198. Muscovite, Marianna.
199. Quartzite, containing micaceous oligist, biotite, and galena.
200. Iron-stained concretions.
201. Crystallized quartz and calcite with iridescent pyrite, Passagem, Marianna.
202. Crystallized pyrite and calcite (auriferous), Passagem, Marianna.

203.
204.
205.
206.
207.
208.
209.
210.
211.
212.
213.
214.
215.
216.
217.
218.
219.
220.
221.
222.
223.
224.
225.
226.
227.
228.
229.
230.
231.
232.
233.
234.
235.
236.
237.
238.
239.
240.
241.
242.
243.
244.
245.
246.
247.
248.
249.
250.
251.
252.
253.
254.

203. Iridescent pyrite on quartz, Passagem, Marianna.
204. Calcite, quartz, and pyrite, Passagem, Marianna.
205. Crystallized calcite with iridescent pyrite, Passagem, Marianna.
206. Crystallized calcite and pyrite, Passagem, Marianna.
207. Crystallized almandine, Passagem, Marianna.
208. Mica and pyrite crystals, also needles of cyanite, Passagem, Marianna.
209. Crystallized pyrite and calcite with tourmaline, Passagem, Marianna.
210. Black tourmaline needles in quartz, Furquim.
211. Quartz, arsenopyrite, mica, and bismuth, Morro de Sant' Anna.
212. Quartz with veins of pyrite and siderite, Passagem, Marianna.
213. Quartz with arsenical pyrite, Morro de Sant' Anna.
214. Decomposed pyrite.
215. Iron-stained quartzite, Morro de Sant' Anna.
216. Iridescent pyrite on calcite, also tourmaline, Passagem, Marianna.
217. Pyritic quartz, Passagem, Marianna.
218. Oligist with mica, Marianna.
219. Quartz calcite and dolomite.
220. Crystallized quartz, calcite, and mica, Floresta, Marianna.
221. Mispickel crystals on calcite and quartz, Passagem, Marianna.
222. Crystallized pyritic calcite.
223. Arsenical pyrite (auriferous), Passagem, Marianna.
224. Crocoite crystals on talcose schist.
225. Quartz impregnated with sulphur, Passagem, Marianna.
226. Pyrite crystals in granite, Passagem, Marianna.
227. Black massive tourmaline with calcite, Passagem, Marianna.
228. Tale and crussite.
229. Pyritic quartz with vermilion ocher.
230. Quartzite containing visible gold, S. Bartholomeu.
231. Magnetic pyrite, Passagem, Marianna.
232. Crystals of transparent quartz, Santa Barbara, Matto Dentro.
233. Crystallized calcite with altered magnetic pyrite, Passagem, Marianna.
234. Crystallized pyrite and calcite (auriferous), Passagem, Marianna.
235. Conglomerate formation of pyrite and quartz, Marianna.
236. Crystallized calcite and quartz colored by copper carbonate.
237. Crystallized pyrite on quartz matrix.
238. Quartz crystal group, covered with quartzite.
239. Arsenopyrite and tourmaline in conglomerate.
240. Crystallized dolomite, calcite, and siderite (auriferous), Passagem, Marianna.
241. Decomposed pyrite with sulphur deposit, Furquim.
242. Brilliant quartz naturally laminated, Passagem, Marianna.
243. Crystallized calcite containing iridescent pyrite, Passagem, Marianna.
244. Pyrite conglomerate (auriferous), Passagem, Marianna.
245. Black tourmaline with geodie formation containing calcite and pyrite crystals, Passagem, Marianna.
246. Quartz geode containing partly altered pyrite, Passagem, Marianna.
247. Quartz, calcite, and pyrite, Passagem, Marianna.
248. Pyrite crystals on quartz, Passagem, Marianna.
249. Black tourmaline needles in tale, Furquim.
250. Crystallized calcite with auriferous tourmaline, Passagem, Marianna.
251. Transparent quartz crystals, Passagem, Marianna.
252. Crystallized calcite, abrite, and pyrite in massive pyrite, Passagem, Marianna.
253. Transparent quartz containing tourmaline, Passagem, Marianna.
254. Crystallized calcite and pyrite with transparent quartz, Passagem, Marianna.

255. Quartz with black tourmaline and pyrite, Passagem, Marianna. 3
256. Quartz containing crystals of pyrite (auriferous), Passagem, Marianna. 3
257. Crystallized calcite and quartz, with black tourmaline, Passagem, Marianna. 3
258. Calcite with magnetic pyrite crystals, Passagem, Marianna. 3
259. Calcite geode with quartz and siderite crystals, Passagem, Marianna. 3
260. Stilbite, Passagem, Marianna. 3
261. Quartz geode with pyrite and limonite, Passagem, Marianna. 3
262. Dolomite, calcite, and pyrite crystals (auriferous), Morro Velho. 3
263. Crystallized pyrite with decomposed siderite, Passagem, Marianna. 3
264. Transparent quartz crystal. 3
265. Geode with limonite needles. 3
266. Calcareous needles of wavellite. 3
267. Yellow fibrous asbestos. 3
268. Needles of cyanite. 3
269. Crystallized calcite and pyrite, Passagem, Marianna. 3
270. Smoky quartz crystals, Rodrigo Silva. 3
271. Smoky quartz with pyrite crystals. 3
272. Transparent quartz. 3
273. Milky quartz. 3
274. Group of quartz crystals, Morro Velho. 3
275. Pyrite matrix with crystallized quartz and calcite, Passagem, Marianna. 3
276. Geode containing crystallized pyrite, quartz, calcite, and dolomite, Passagem, Marianna. 3
277. Banded quartz pebble. 3
278. Crystallized pyrite, Passagem, Marianna. 3
279. Crystallized pyrite, Passagem, Marianna. 3
280. Transparent quartz crystal, Diamantina. 3
281. Rolled quartz colored by manganese, Rio do Carmo, Marianna. 3
282. Itabirite, Rio do Carmo, Marianna. 3
283. Crystallized magnetic pyrite and calcite with quartz, Passagem, Marianna. 3
284. Martite in conglomerate, Antonio Pereira. 3
285. Pyrite crystallized, Passagem, Marianna. 3
286. Group of quartz crystals, variety amethyst, Barra Longa. 3
287. Crystallized oligist, Cattas Altas. 3
288. Crystallized oligist, Rodrigo Silva. 3
289. Rolled specimen of rutile. 3
290. Crystallized muscovite in mica schist, Floresta, Marianna. 3
291. Transparent quartz crystal, Marianna. 3
292. Pyrophyllite impregnated with martite, Morro de Sant' Anna. 3
293. Pyrite (auriferous), Passagem, Marianna. 3
294. Ferruginous hornblende crystallized, Piranga. 3
295. Calcareous geode. 3
296. Crystallized calcite and muscovite in mica schist, Floresta, Marianna. 3
297. Crystallized quartz, Floresta, Marianna. 3
298. Calcite, pyrite, dolomite, and tourmaline in quartz, Passagem, Marianna. 3
299. Crystallized quartz containing siderite, Floresta, Marianna. 3
300. Calcium concretions. 3
301. Needles of pyrophyllite. 3
302. Needles of pyrophyllite in quartz geode. 3
303. Crystallized calcite, also granular pyrite in quartz, Passagem, Marianna. 3
304. Crystallized pyrite in cyanite and mica schists, Passagem, Marianna. 3
305. Altered pyrite, Floresta, Marianna. 3
306. Crystallized tourmaline. 3
307. Tourmaline, in calcareous formation, Furquim. 3

308. Black tourmaline and pyrite in quartz, Passagem, Marianna.
309. Geodic formation containing specular oligist, Santa Rita Durão.
310. Stalactites calcareous.
311. Massive tourmaline iron stained, Rio do Carmo, Marainna.
312. Silky needles of pyrophyllite.
313. Rolled quartz in conglomerate, Rio do Carmo, Marainna.
314. Mica schist colored by copper, Marianna.
315. Crystallized siderite altered.
316. Crystallized calcite, Passagem Marianna.
317. Black tourmaline geodic formation, Santa Rita Durão.
318. Limonite, Onro Preto.
319. Iridescent pyrite on quartz, Passagem, Marianna.
320. Needles of cyanite, Marianna.
321. Stalactite calcareous formation, Cacira, Onro Preto.
322. Rose marble variety calcite, Rodrigo Silva.
323. Quartz crystal group, Rio do Carmo, Marianna.
324. Muscovite in black tourmaline, Furquim.
325. Crystallized calcite and dolomite (auriferous), Passagem, Marianna.
326. Crystallized pyrite, also pyrophyllite and quartz, Passagem, Marianna.
327. Quartz with specular oligist, Marianna.
328. Altered pyrite, Passagem, Marianna.
329. Black tourmaline in tale, Furquim.
330. Not specified.
331. Rose marble variety calcite.
332. Pyrite and quartz crystals with massive tourmaline, Passagem, Marianna.
333. Crystallized pyrite with copper traces, Passagem, Marianna.
334. Crystallized quartz and pyrrhotite with auriferous quartzite, Morro Velho.
335. Transparent quartz group, with pyrrhotite, Morro Velho.
336. Pyrite crystallized and compact.
337. Quartzite and tale with tourmaline needles.
338. Limonite after pyrite.
339. Cyanite needles on tale.
340. Quartzite containing decomposed pyrite, Morro de Sant' Anna.
341. Black quartzite, Passagem, Marianna.
342. Iridescent pyrite on quartz and tale, Santa Rita Durão.
343. Quartz with altered pyrite, Taquaral, Onro Preto.
344. Crystallized pyrite (magnetic), Passagem, Marianna.
345. Visible gold in quartz geode containing siderite and pyrite, Passagem, Marianna.
346. Crystallized siderite in quartz, Passagem, Marianna.
347. Altered pyrite in quartz, Passagem, Marianna.
348. Quartz geode containing pyrite.
349. Group of quartz crystals, Itabira do Campo.
350. Crystallized calcite in mica schist, Passagem, Marianna.
351. Quartz crystals, Diamantina.
352. Siliceous chalcidonic concretions.
353. Transparent quartz crystal, Marianna.
354. Visible gold in quartz, Furquim.
355. Quartz geode, with crystallized pyrite, Passagem, Marianna.
356. Pyrite crystals, Passagem, Marianna.
357. Quartz crystal, Floresta, Marianna.
358. Not specified.
359. Crystallized muscovite and calcite, with decomposed siderite, Floresta, Marianna.
360. Crystallized black tourmaline, Salinas.

361. Tourmaline crystal, Salinas.
362. Quartz crystal containing topaz, Rodrigo Silva.
363. Quartz crystal.
364. Quartz crystal group, Floresta, Marianna.
365. Quartz crystal group, Triphly, Ouro Preto.
366. Yellow quartz crystal, Diamantina.
367. Quartz crystal, Rio do Carmo, Marianna.
368. Quartz crystal, Triphly, Ouro Preto.
369. Quartz crystal.
370. Quartz crystal, Passagem, Marianna.
371. Calcareous crystallization, Miguel Burnier.
372. Quartz crystal group in pyrite matrix, Passagem, Marianna.
373. Green tourmaline in tale, Barra do Furquim.
374. Quartz crystal in calcite containing pyrite, Passagem, Marianna.
375. Calcareous crystallization containing decomposed siderite.
376. Quartz crystal, with altered siderite, Morro de Sant' Anna.
377. Black tourmaline crystal in mica and pyrite, Passagem, Marianna.
378. Quartz crystal and pyrite, Passagem, Marianna.
379. Crystallized pyrite, with quartz, Passagem, Marianna.
380. Almandine in auriferous matrix. Pary.
381. Crystallized brotite, Passagem, Marianna.
382. Pyrite and malachite, Camargos, Marianna.
383. Quartz containing iridescent pyrite, Camargos, Marianna.
384. Quartz crystal group, Marianna.
385. Limonite stalactites, Antonio Pereira.
386. Auriferous pyrite, Morro Velho.
387. Quartz variety amethyst, Itabira do Campo.
388. Calcite concretions.
389. Magnetic and specular oligist, Santa Rita Durão.
390. Rolled cinnabar, Rodrigo Silva.
391. Black tourmaline, Santa Rita Durão.
392. Colored tale, Passagem, Marianna.
393. Pyrite, Passagem, Marianna.
394. Quartz and asbestos, Passagem, Marianna.
395. Silky needles of asbestos in quartz.
396. Crystallized muscovite, Floresta, Marianna.
397. Sericite variety mica, conglomerate, Ouro Preto.
398. Conglomerate with visible gold, Ouro Preto.
399. Black tourmaline and brilliant pyrite, Santa Rita Durão.
400. Cubic crystals of pyrite, Passagem, Marianna.
401. Cubic crystals of pyrite, Passagem, Marianna.
402. Crystallized pyrite, Passagem, Marianna.
403. Crystallized arsenopyrite, Passagem, Marianna.
404. Brilliant pyrite crystals, Passagem, Marianna.
405. Decomposed calcite, Cachoeir do Campo.
406. Black tourmaline, Passagem, Marianna.
407. Rolled quartzite, Sêro.
408. Quartz containing muscovite, Passagem, Marianna.
409. Black tourmaline and arsenopyrite covered with calcite, Morro de Sant' Anna.
410. Transparent quartz crystal.
411. Quartz pebble containing gold.
412. Rolled quartz, Sabará.
413. Rolled calcite.
414. Quartz crystal, Mariauaa.

415. Topaz crystal.
416. Transparent quartz crystal containing rutile needles.
417. Transparent quartz crystal inclosing needles of rutile, Bucão, Marianna.
418. Aquamarine.
419. Quartz, variety amethyst.
420. Crystallized quartz with pyrite and limonite, Passagem, Marianna.
421. Quartzite containing mica, also visible gold.
422. Micaceous quartzite with auriferous pyrite, Furquim.
423. Magnetic pyrite in quartz (auriferous), Passagem, Marianna.
424. Auriferous pyrite, Passagem, Marianna.
425. Quartzite and decomposed pyrite (auriferous), Joao Menezes.
426. Quartzite and pyrite (auriferous), Rodrigo Silva.
427. Pyrite crystals in quartz, Passagem, Marianna.
428. Almandine in quartz.
429. Pyrite in quartz, Floresta, Marianna.
430. Stalatic limonite, Ramos, Marianna.
431. Iridescent pyrite, Passagem, Marianna.
432. Crystallized calcite (decomposed), Floresta, Marianna.
433. Magnetic arsenopyrite with calcite, Passagem, Marianna.
434. Not specified.
435. Crystallized transparent quartz, with calcite and siderite, Passagem, Marianna.
436. Essonite, Maço de Sant' Anna.
437. Crystallized quartz, with altered pyrite, Morro de Sant' Anna.
438. Black tourmaline, Santa Rita Durão.
439. Crystallized pyrite, Santa Rita Durão.
440. Massive pyrite, Santa Rita Durão.
441. Micaceous hematite.
442. Lamellar schist (terric), Santa Rita Durão.
443. Almandine, crystallized, Pary.
444. Limonite stalactite, Antonio, Pereira.
445. Crystallized muscovite, with pyrite, Floresta, Marianna.
446. Crystallized pyrite on quartz, Passagem, Marianna.
447. Terric manganiferous concretions, Marianna.
448. Tourmaline, with magnetic pyrite, Santa Rita Durao.
449. Crystallized siderite with calcite, Passagem, Marianna.
450. Tale, carrying serpentine, Caraça.
451. Martite crystals.
452. Transformed pyrite.
453. Calcite crystals, Passagem, Marianna.
454. Agate, variety quartz.
455. Micaceous oligist, Morro de Sant' Anna.
456. Compact asbestos.
457. Group of crystallized muscovite, Periquito.
458. Siderite crystals, Floresta, Marianna.
459. Group of calcite quartz and pyrite, Passagem, Marianna.
460. Monazite, Bahia.
461. Almandine and pyrope, crystallized.
462. Crystallized pyrope.
463. Cymophane and chrysoberyl, Diamantina.
464. Rolled quartz, Salinas.
465. Crystallized lilac topaz, Fazenda do Capão.
466. Argentiferous galena.
467. Crystallized staurolite, Rio Mucury.
468. Excellent pyrite crystals.

469. Crystallized martite, Marianna.
470. Crystallized martite, Antonio Pereira.
471. Crystallized quartz, Salinas.
472. Altered pyrite, Marianna.
473. Itabirite with visible gold.
474. Quartz and tourmaline with visible gold, Morro de Sant' Anna.
475. Not specified.
476. Hematite, Morro de Sant' Anna.
477. Iridescent pyrite.
478. Crystallized siderite, Passagem, Marianna.
479. Pyrite crystallized.
480. Silicon concretions, Marianna.
481. Lamellar talcose schist containing visible gold, Carrapato.
482. Needles of cyanite and decomposed granite.
483. Calcite and pyrite in mica schist, Passagem, Marianna.
484. Needles of cyanite, Passagem, Marianna.
485. Native gold in pyrite, also massive tourmaline, Passagem, Marianna.
486. Native gold in conglomerate of pyrite, tourmaline, siderite, and mica, Passagem, Marianna.
487. Quartz and calcite crystals with auriferous pyrite, Passagem, Marianna.
488. Quartzite containing auriferous pyrite, S. Bartholomeu.
489. Auriferous conglomerate, pyrite, quartz, and tourmaline, Passagem, Marianna.
490. Quartz with crystallized pyrite and calcite, Passagem, Marianna.
491. Crystallized quartz and pyrite, also decomposed schist.
492. Wavellite, Marianna.
493. Micaceous quartzite (auriferous), S. Bartholomeu.
494. Pyrophyllite with ferruginous schist, Rio do Carmo, Marianna.
495. Native gold in magnetic pyrite, Passagem, Marianna.
496. Decomposed pyrite, Passagem, Marianna.
497. Limonite stalactite, Marianna.
498. Crystallized almandine, Passagem, Marianna.
499. Not specified.
500. Crystallized muscovite and calcite in mica schist, Passagem, Marianna.
501. Auriferous quartzite, Furquim.

A SUBSTITUTE FOR RUBBER.

The "Scientific American" of November 30, 1901, states that the young shoot of the Rocky Mountain grease-wood plant has a milky sap and the old wood a resinous gum which is soluble in carbon bisulphide and in other known hydrocarbon solvents of rubber. From the young grease-wood sap two inventors have discovered a method of making artificial India rubber. The plant is bruised between rollers, whereby the bark is loosened and the woody fiber of the larger stems crushed. The entire mass is then inclosed in a vessel, mechanically agitated, and exposed to the action of carbon bisulphide, naphtha, or other solvent of India rubber. After exposure for some hours to the

action of the solvent—heat being applied, if necessary—the liquid is strained off. The liquid solvent and contained gum are then placed in a closed vessel and the volatile solvent driven off by heat. The gummy mass that will volatilize in the still or receiver is then washed in water, either warm or hot, and is then subjected to repeated rollings. The gum resulting is of a brown color, highly flexible and elastic, combustible, and seems to possess the characteristics of India rubber, except that it has rather a balsamic odor, differing from the odor of commercial rubber. The gum can be vulcanized by the addition of a quantity of sulphur in the same manner as the India rubber of commerce.

TRADE OPPORTUNITIES IN LATIN AMERICA.

A recent French commercial report contains the following with reference to the agricultural implement trade in South America:

“In South America many different conditions prevail; in Brazil, for example, there is hardly any opening for modern agricultural implements, although, of course, there is a steady demand for machinery adapted to cultivating coffee and preparing it for the market. In Chile the farmers are more progressive, but only low-priced goods are asked for, and unless such can be supplied there is little prospect of business. The articles most in demand are furrow plows, scarifiers, hoes, seed drills, chaff cutters, harvesting machinery, and grinding mills. In Peru, not only corn sowing, cultivating, harvesting, thrashing, and grinding appliances are salable, but also rice-cultivating machinery and weighing appliances. The importation of agricultural implements into the Argentine Republic has increased rapidly of recent years. This is specially the case with regard to British thrashing machines, of which nearly 900, varying in capacity from 9 to 10 horsepower, were imported in 1896. There is also a good demand for sugar-cane machinery and maize hullers (shellers).”

The Board of Education of Porto Rico will soon ask bids for a school building to be erected in Ponce. Bids will also be asked for the construction of the proposed Carnegie Library in San Juan, for which \$60,000 has been donated.

If the plans of Señor JULIO A. ARCE, C. E., of 11 Pizarro street, Arequipa, Peru, are adopted, much material for the inauguration of a waterworks system at Aplao will be required.

According to the “Jornal do Commercio,” of Juiz de F6ra, State of Minas Geraes, Brazil, a company has been formed for the purpose of supplying Ouro Preto with electric lights. The company will need machinery, wire, and other necessary articles.

A correspondent of the "British Trade Journal" states that there is a good opening in Peru for the sale of small corn mills (grinders), rice cleaners, and mills for grinding wheat into flour. Agricultural implements or machinery for preparatory work is also needed. These should be manufactured so as to be adapted to the employment of hand labor, oxen, or windmills.

The Minister of Finance of Chile has called for bids to furnish the Government with 4,000 reams of 500 sheets each of stamped paper during the years 1903 and 1904. The bids are to be examined on May 15, 1902, by a commission composed of the President of the Tribunal of Accounts and the Director and Auditor of the Treasury at Valparaiso.

"Dnn's Review" of November 23, 1901, reports that a shipment of 500 electrical cars is now on the way to Buenos Ayres, Argentine Republic, from St. Louis, Missouri, forming the largest single consignment of the kind ever made from that city.

The municipal prefecture of Rio de Janeiro, Brazil, will receive bids during ninety days (presumably from November 1, 1901) for the construction of a model abattoir, and one or several cold-storage plants. The duration of the concession is thirty years. A security of 10,000 *milreis* is required. The proposals should be addressed to the Hygiene Administration at Rio de Janeiro.

TRADE WITH SPANISH AMERICA.

The Consul-General of Mexico at New York advises that the imports through that port during the month of November, 1901, were as follows:

Henequen.....	bales..	10,747	Hair.....	bales..	24
Coffee.....	sacks..	759	Lead bullion.....	bars..	139,227
Hides.....	bales..	7,047	Metals.....	boxes..	232
Hides, loose.....	number..	6,799	Ores.....	sacks..	15,242
Ixtle.....	bales..	5,078	Sarsaparilla.....	bales..	286
Goatskins.....	do.....	694	Vanilla.....	cases..	1
Deerskins.....	do.....	500	Alligator skins.....	number..	46
Crude rubber.....	do.....	49	Bones.....	packages..	100
Tobacco, leaf.....	do.....	368	Honey.....	barrels..	463
Cigars.....	boxes..	168	Cedar.....	logs..	197
Broom root.....	bales..	4,149	Mahogany.....	do.....	741
Chicle gum.....	do.....	1,636	Copper bullion.....	pounds..	9,095
Fustic.....	pieces..	12,589	Oranges.....	cases..	2,450
Tecali marble.....	blocks..	288	Red pepper.....	do.....	918

During the month of November, 11 ships, carrying 171,669 packages, cleared from New York, and 12 ships, bringing 220,892 packages from Mexico, entered that port.

The Consul of the Republic of Nicaragua at San Francisco reports that during the month of November, 1901, the exports from that city to the different ports of Nicaragua were as follows:

Articles.	Quantity.	Weight.	Value.
		<i>Kilos.</i>	
Beer.....	94 packages	6,277	\$514.00
Causic soda.....	6 tks.	1,836	110.00
Coal oil.....	110 cases	3,993	183.50
Corks.....	1 sacks	14	20.00
Curios.....	1 cases	40	22.05
Drugs.....	5 do.	240	138.39
Dry goods.....	35 boxes	5,809	2,911.50
Emery paper.....	1 case	141	20.79
Flour.....	3,055 sacks	186,260	7,847.58
Furniture.....	1 crates	9	7.00
Green fruit.....	13 do.	319	19.00
Groceries.....	290 packages	12,303	1,984.28
Hardware.....	43 do.	3,657	360.50
Labels, etc.....	1 cases	30	33.75
Leather.....	4 bundles	126	300.00
Lumber.....	7 packages	736	31.53
Machinery.....	4 do.	185	240.00
Mucilage.....	2 cases	139	25.00
Oils.....	64 packages	7,926	1,095.35
Onions.....	12 crates	601	24.50
Paints.....	24 cases	1,363	162.43
Paper.....	1 boxes	29	4.00
Potatoes.....	155 crates	9,188	196.18
Rice.....	925 sacks	60,692	2,748.89
Rope.....	32 reels	884	177.00
Rosin.....	50 barrels	11,100	300.00
Salt water.....	1 cases	38	2.70
Silks.....	2 do.	79	796.85
Sundries.....	5 do.	207	72.55
Tallow.....	100 barrels	21,363	2,472.50
Tar.....	2 do.	104	6.00
Turpentine.....	14 cases	723	82.40
Umbrellas.....	1 do.	141	80.00
Varnish.....	6 do.	155	96.60
Wines and liquors.....	108 do.	14,516	1,655.30
Total.....	5,175	350,623	24,741.92

According to advices from the Mexican Consul at Nogales, Arizona, merchandise to the value of \$149,274.30 entered the Mexican Republic through that port during the month of October, 1901. Of this amount, \$98,513.30 came from the United States, \$29,360 from England, \$8,673 from France, \$11,040 from Germany, \$902 from Austria, \$480 from Italy, and \$300 from Japan. During the same month Mexico shipped through said port into the United States the following products:

Articles.	Weight.	Value.
		<i>Pesos.</i>
Copper bullion.....	4,700,345 pounds	751,941
Hides.....	151,443 do.	12,022
Sundry fruits.....	1,253 do.	28
Guano.....	50 tons	260
Cattle.....	2,315 head	27,999
Ores.....		61,632
Mescal.....	246 gallons	232
Oranges.....	306,631 pounds	4,057
Gold bullion and gold dust.....	4,250 ounces	85,019
Silver bullion.....	66,401 pounds	38,513
Lead ore.....	108,110 pounds	4,329
Salt.....	152 do.	4
Leaf tobacco.....	2,336 pounds	1,345
Leather.....		46
Total.....		987,427

The Consul-General of Venezuela at New York has furnished some interesting data regarding the exportations from the port of New York to Venezuela during the month of November, 1901. This data shows that the shipments during the month referred to consisted of 56,453 bundles of merchandise weighing 3,100,464 kilograms, valued at \$278,209.58. During the same period in 1900 the shipments aggregated 56,571 packages, weighing 4,111,286 kilograms, valued at \$301,413.13.

Reports from the Vice-Consul of Mexico at Mobile, Alabama, show that during the month of December, 1901, four ships entered that port from Progreso, Yucatan, bringing a cargo of 31,030 bales of henequen, weighing 3,524 tons, and during the same period three ships cleared, carrying 32,039 packages of merchandise, weighing 2,281 tons, destined to the Mexican ports of Progreso and the island of Carmen.

BOOK NOTES.

Books and pamphlets sent to the Bureau of American Republics, and containing subject-matter bearing upon the countries of the International Union of American Republics, will be treated under this caption in the Monthly Bulletin.

"World Politics at the end of the Nineteenth Century, as influenced by the Oriental Situation." by PAUL S. REINSCH, Ph. D., LL. B., Assistant Professor of Political Science in the University of Wisconsin (The MacMillan Company, New York, 1900). This volume is one of the series of the Citizens' Library of Economics, Politics, and Sociology, edited by RICHARD T. ELY, Ph. D., LL. D., Director of the School of Economics, Political Science, and History of the University of Wisconsin. The introductory part of this work gives a general view of the forces at work, covering the various elements of intellectual and economic life that influence modern politics. The second part treats of what the author considers the true center of interest in present international politics, namely, the Chinese Question. In part 3 the consequences of the Chinese situation on European politics are traced. Part 4 is devoted to German imperial politics, included in which is a chapter on German Colonization in South America, while part 5 contains "Some considerations on the position of the United States as a factor in oriental politics." The treatment of each subject is suggestive rather than exhaustive. The whole material of the book is focussed upon the Chinese problem. An outline map of the Chinese Empire is inserted as a frontispiece, the whole forming a 12mo. volume of 366 pages.

A Text-Book of Commercial Geography, by CYRUS C. ADAMS, B. A., F. A. G. S., etc., New York, D. Appleton & Co., 1901 (12mo., 505 pp.). In this work the author has endeavored to limit the contents to those dominating features of commerce and industry that should be most strongly impressed upon the student. The facts of commerce are treated as the effect of conditions that determine the quality and quantity of trade. The effort is made throughout the book to connect cause and effect; to trace the small streams of commerce, and also to show the causes that give them direction and volume. Geographic and many other controlling influences, such as inventions, governmental aids or impediments, and the improvement of products, industrial processes, and means of transportation are therefore made prominent. Only the commodities entering most extensively into trade are treated in this text-book. By-products, which are more properly subjects for treatment in handbooks, are not mentioned. Each product is treated in relation with the commerce of the land to which it is indigenous or in which its manufacture is a salient industrial feature. Naturally, the products of Latin-American countries come in for a goodly share of attention, six chapters being devoted to them. The work is embellished with sixteen illustrations and numerous maps and charts.

"Die Insel Haiti" (The Island of Haiti), by L. GENTIL TIPPEHAUER, formerly general inspector of the polymathic school, government engineer and staff officer, engineer of the community of Port au Prince, published by F. A. BROCKHAUS, Leipzig, is a very interesting book, containing 693 pages, and illustrated with numerous fine engravings. Starting with a short preface and an explanation of the geographical situation and the climate of the country, the author gives the history of the origin of Haiti. Next the soil, the plains, and the mountains are fully described, while the chapter relating to the customs and habits of the people which follows leads to a dissertation on their language and literature. Parts 3, 4, and 5 are respectively devoted to the church, emigration of the white race, and the present political situation as compared with that of the past. Part 5 contains chapters on journalism, army and naval affairs, finance, postal matters, etc. The volume closes with a list of important works published since the year 1500 relating to Haiti.

A Bulletin of the Agricultural Department of the United States recently issued deals extensively with the growing of pineapples and of the general operations connected with their production on a large scale. A history of the pineapple family (*Bromeliaceæ*) is given, and the fact of its discovery as an available food product coincident with the exploration of South America by the Spaniards is commented

upon. The pineapple supply of the United States is contributed to by Porto Rico, the Bahama Islands, Jamaica, Salvador, and Trinidad, and the present area under cultivation within the country is continually increasing. It was with the purpose of stimulating this branch of fruit culture that the bulletin was prepared by the Department, and all facts relating to cultivation, disposition of the crop, soil, gathering, shipping, markets, prices, fertilizers, planting, irrigation, canning, and diseases are adequately dealt with.

"The Mineral Industry, its Statistics, Technology, and Trade," founded and edited by RICHARD P. ROTHWELL, late editor of the "Engineering and Mining Journal," and completed by JOSEPH STRUTHERS, Ph. D., Columbia University, New York. Volume IX of this most valuable publication, issued in 1901, contains the statistics, technology, and trade of the mineral industry of the United States and other countries up to the end of the year 1900. In this work it is stated that the total value at the point of production of the mineral and metal output of the United States in 1900 was \$1,365,608,583 as compared with \$1,218,214,637 in 1899, a gain of \$147,393,946 for the year. Statistics of the production of a number of other countries are given in which those of Chile and Mexico figure prominently. The volume also contains a number of special articles on mineral topics contributed by persons of high professional standing.

Mr. ROBERT T. HILL, geologist of the United States Geological Survey, has contributed to the "Engineering and Mining Journal" of New York (issue of November 2, 1901) an article on the "Geographic and Geologic Features of Mexico," together with notes on the relation of these features to the mineral products of the country named. According to this, Mexico is divided physiographically into four geographic provinces, which are, in a manner, distinct economic areas. These may be classified as (1) The Gulf Coastal Plain; (2) The Cordilleran Plateau; (3) The Sonoran province; and (4) The Tehuantepecan province. The peculiarities of two of these classifications are described at some length by the author. These are those designated as (2) and (3), the former being the chief seat of metallic mining, while the latter is also rich in minerals.

The "Boletim do Serviço de Estatística Commercial" (Bulletin of Commercial Statistics) of Brazil, for the first quarter of 1901, has been received at the library of the Bureau of the American Republics. It is a folio volume of 400 pages, compiled by Mr. J. P. WILEMAN, containing statistics of the import and export trade of Brazil for the first three months of the year. The "Boletim" is of inestimable service in making known the resources and trade development of Brazil, and includes statistics of the coffee exports at the several Brazilian ports, exchange operations and fluctuations, and shipping data.

The most beautiful specimen of typographical art, including that of the bookbinder, that reached the library of the Bureau of the American Republics during the year 1901 was Volume II of "The World's Work." This volume includes the monthly numbers of this most excellent illustrated magazine, beginning with May and ending with October, 1901. A comprehensive index enables the reader to locate at a glance any of the subjects treated in this "history of our time." The publishers, Messrs. Doubleday, Page & Co., 34 Union Square East, New York City, are to be congratulated.

The "Chorographia do Brasil" (Chorography of Brazil), by ALFREDO MAREIRA PINTO, published by FRANCISCO ALVES, Rio de Janeiro, has been received by the library of the Bureau of the American Republics and proves to be a very valuable work, being now in its sixth edition. It contains an historical and descriptive sketch of each State in the Republic, and is illustrated by 23 colored maps which show the benefits of the agricultural and mineral sections of the country.

The Abbey Press, of New York, has published in a neat little volume of 26 pages "A classified list of Minerals, Precious and Other Stones," prepared by Mr. FELIX J. TROUGHTON. The list contains the names of both the common and uncommon varieties of minerals, etc., with a short description or definition of each. A copy has been presented to the Library of the Bureau of the American Republics.

"Republik Chile" (The Republic of Chile) is the title of a small volume (100 pages) that has been published by F. A. BROCKHAUS, Leipzig, and has recently been received by the Bureau of the American Republics. It contains 36 illustrations and 1 map, and gives the reader a very good idea of Chilean life. The author's name is not given.

ADDITIONS TO THE LIBRARY DURING DECEMBER, 1901.

ENGLISH.

- Allen, Franklin: American Silks at the Paris Exposition of 1900. New York, 1901. 20 pp. 8°.
- American Institute of Mining and Engineers: Sierra Mojada, Coahuila, Mexico ore deposits. New York, Institute, 1901. 40 pp. 8°.
- The London Times: The Financial Half-year. 1901. London, G. E. Wright, 1901. 534 pp. 8°.
- Peabody Museum: Fundamental Principles of Old and New Civilizations. Cambridge, Museum Press, 1901. 602 pp. 8°.
- . Memoirs. Researches in Urumtsintha Valley. Cambridge, Museum, 1901. f°.

- Peabody Museum: Notes on the Report of Teobert Maler. Cambridge, University Press, 1901. 30 pp. 8°.
- . Prehistoric Ruins of Copan, Honduras. 1891-1895. Cambridge, Museum Press, 1896. 48 pp. f°.
- Veloz-Goiticoa, N.: El Salvador at the Pan-American Exposition. Buffalo, 1901. 34 pp. 8°.
- Wilson, General James H.: Address on our Trade Relations with the Tropics. Boston, George H. Ellis, 1901. 23 pp. 8°.

SPANISH.

- Portillo, D. Pedro: Las montañas de Ayacucho y los ríos Apurimac, Mantaro, Ene, Perené, Tambo y Alto Ucayali . . . Lima, Imprenta del Estado, 1901. 136 pp. Q.

OFFICIAL PUBLICATIONS.

BOLIVIA.

- Biblioteca Pública: El Doctor Serapio Reyes Ortiz. La Paz, "Tip. Artística." 1901. 69 pp. 8°.
- Informe del prefecto y comandante general del departamento. La Paz, Taller Ayacucho, 1901. 44, xxiii pp. 8°.
- Ministerio de guerra y colonización: Memoria de la guerra y colonización. La Paz, "El Comercio," 1901. 116 pp. 8°.
- Ministerio de Hacienda y Industria: Memoria presentada á la legislatura de 1901. La Paz, Imprenta del Estado, 1901. 60 pp. 4°.

CHILE.

- Boletín del ministerio de relaciones exteriores. Santiago, Imprenta "Mejía," 1901. 471 pp. 8°.
- Memoria del Ministro de relaciones exteriores. Santiago, Imprenta Nacional, 1901. 147 pp. 8°.
- Oficina de estadística: Sinopsis estadística de Chile. Santiago, García Valenzuelas, 1901. 470 pp. 4°.
- Universidad de Chile: Anales de la Universidad. Junio de 1901. Santiago, Barcelona, 1901. 61, 1097 pp. 4°.

ECUADOR.

- Superintendencia de aduanas: Informe del Superintendente de aduanas al señor ministro de hacienda correspondiente al año 1900. Guayaquil, Imprenta de A. Noboa, 1901. 13, — pp. 4°.
- Anales de la Universidad Central del Ecuador. Quito, Imprenta de la Universidad Central, 1901. 212 pp. 8°.
- Registro Oficial. Enero-Febrero, 1901. Quito, 1901. 1048 pp. 4°.

GREAT BRITAIN.

- Foreign Office: Report on trade of Rio de Janeiro. 1901. London, Harrison & Sons, 1901. 59 pp. 8°.
- Geological survey of Canada: Catalogue of Canadian birds. Ottawa, S. E. Dawson, 1900. 218 pp. 8°.

MEXICO.

- Ministerio de Hacienda y Crédito Público: Memoria del Ministerio. 1897 y 1898 Mexico, 1897, 1901. 2 v. f°.

Secretaría de Fomento: Cuadro sinóptico y estadístico de México, 1900. Mexico, Tipografía de Sec. de Fomento, 1901. 81, 11 pp. 8°.

———. Importación y exportación de México. Año 1900. Mexico, Tipografía de Sec. de Fomento, 1901. 186 pp. 4°.

NICARAGUA.

Ministerio de hacienda: Contrato de banco Atlántico-Americano. Managua, Tipografía Nacional, 1901. 7 pp. 8°.

Perú.

Sociedad Nacional de Minería: Manual del Minero, edición oficial. Lima, "La Industria," 1901. 144 pp. 8°.

Ministerio de Fomento: Memoria del Ministro. 1901. Lima, "El Lucero," 1901. 114-127 pp. 4°.

UNITED STATES.

BUREAU OF THE AMERICAN REPUBLICS.

Monthly Bulletin, December, 1901. Vol. XI, No. 6. Washington, Government Printing Office, 1901. pp. 1101-1354.

BUREAU OF EDUCATION.

Statistics of professional and allied schools. Washington, Government Printing Office, 1900. pp. 1675-1735. 8°.

CONGRESS OF THE UNITED STATES (FIFTY-SIXTH).

Index to subjects of documents and reports. Washington, Government Printing Office, 1901. 379 pp. 8°.

DEPARTMENT OF AGRICULTURE.

Emmer: a grain for the semi-arid regions. Washington, Government Printing Office, 1901. 16 pp. 8°.

Influence of environment upon the sugar beet. Washington, Government Printing Office, 1901. 32 pp. 8°.

Proceedings of the International Good Roads Congress. 1901. Washington, Government Printing Office, 1901. 100 pp. 8°.

Relation of bovine tuberculosis to the public health. Washington, Government Printing Office, 1901. 36 pp. 8°.

Report of the Secretary of Agriculture. Washington, Government Printing Office, 1901. 113 pp. 8°.

Statistics on the fruit industry in California. Washington, Government Printing Office, 1901. 11 pp. 8°.

DEPARTMENT OF THE INTERIOR.

Annual report of the Commissioner of Railroads. Washington, Government Printing Office, 1901. 158 pp. 8°.

Report of the Secretary of the Interior for the fiscal year ended June 30, 1901. Washington, Government Printing Office, 1901. 267 pp. 8°.

Report of the Superintendent of Indian Schools. Washington, Government Printing Office, 1901. 111 pp. 8°.

Statistics of Indian tribes, Indian agencies, and Indian schools. Washington, Government Printing Office, 1899. 172 pp. 8°.

Twentieth annual report of the United States Geological Survey for fiscal year ended June 30, 1899. Washington, Government Printing Office, 1900. 498 pp. 4°.

DEPARTMENT OF STATE.

Consular Reports. Vol. LXVII, No. 255. (December, 1901.) Washington, Government Printing Office, 1901. pp. 463-608. 8°.

POST-OFFICE DEPARTMENT.

United States Official Postal Guide. January, 1902. Philadelphia, J. F. Fisher, 1901. 269 pp. 8°.

WAR DEPARTMENT.

Annual Report of the Secretary of War for the fiscal year ended June 30, 1901. Washington, Government Printing Office, 1901. 324 pp. 8°.

Division of Insular Affairs: Coal Measures of the Philippines. Washington, Government Printing Office, 1901. 269 pp. 8°.

TREASURY DEPARTMENT.

Annual Report of the Solicitor of the Treasury to the Attorney-General, 1900. Washington, Government Printing Office, 1901. 19 pp. 8°.

ADDITIONS TO PERMANENT FILES DURING DECEMBER, 1901.

American Historical Review. New York, N. Y. Quarterly.
 Engineering and Mining Journal. New York, N. Y. Weekly.
 The Nation. New York, N. Y. Weekly.
 Sister Republics. Denver, Colo. Monthly.
 El Tiempo. Caracas, Venezuela. Daily.

PERMANENT LIBRARY FILES.

Persons interested in the commercial and general news of foreign countries will find the following among the official and periodical publications on the permanent files in the Library of the Bureau of the American Republics:

ARGENTINE REPUBLIC.

Argentinisches Wochenblatt. Buenos Ayres. Weekly.
 Boletín de la Unión Industrial Argentina. Buenos Ayres. Monthly.
 Boletín del Instituto Geográfico Argentino. Buenos Ayres.
 Boletín Demográfico Argentino. Buenos Ayres. Monthly.
 Boletín Oficial de la República Argentina. Buenos Ayres. Daily.
 Bollettino Mensile della Camera Italiana di Commercio ed Arti in Buenos Ayres. Buenos Ayres. Monthly.
 Buenos Aires Handels-Zeitung. Buenos Ayres. Weekly.
 La Industria Molinera. Buenos Ayres. Semimonthly.
 La Nación. Buenos Ayres. Daily.
 La Plata Post. Buenos Ayres. Weekly.
 La Prensa. Buenos Ayres. Daily.
 Le Commerce Extérieur Argentin. Buenos Ayres.
 Review of the River Plate. Buenos Ayres. Weekly.
 Revista Nacional. Buenos Ayres. Monthly.

BELGIUM.

Bulletin Commercial (Bulletin of the Commercial Museum). Brussels. Weekly.

BOLIVIA.

- El Comercio. La Paz. Daily.
 El Comercio de Bolivia. La Paz. Daily.
 El Estado. La Paz. Daily.
 Revista Económica y Financiera. La Paz. Monthly.

BRAZIL.

- Boletim do Serviço da Estatística Commercial da Republica dos Estados Unidos do Brazil. Rio de Janeiro. (Irregular.)
 Brazilian Review. Rio de Janeiro. Weekly.
 Jornal do Commercio. Rio de Janeiro. Daily.
 Lavoura (A). Rio de Janeiro. Monthly.
 Propaganda (A). Pernambuco. Weekly.
 Revista Agricola. São Paulo. Monthly.
 Revista Brasileira. Rio de Janeiro. Monthly.
 Revista de Electricidade. Rio de Janeiro. Monthly.
 Revista Industrial e Mercantil. Pernambuco. Monthly.
 Revista Maritima Brasileira. Rio de Janeiro. Monthly.
 Rio News. Rio de Janeiro. Weekly.

CANADA.

- Canadian Manufacturer and Industrial World. Toronto. Semimonthly.

CHILE.

- Boletín de la Sociedad Nacional de Agricultura. Santiago. Weekly.
 Boletín de la Sociedad Nacional de Minería. Santiago. Monthly.
 Chilean Times. Valparaiso. Semiweekly.
 Diario Oficial de la República de Chile. Santiago. Daily.
 El Pensamiento Latino. Santiago. Semimonthly.
 Revista Comercial é Industrial de Minas. Santiago. Monthly.
 Verhandlungen des Deutschen Wissenschaftlichen Vereins. Santiago.

COLOMBIA.

- Diario Oficial. Bogotá. Daily.
 La Estrella de Panamá. Panamá. Weekly.
 Revista de la Instrucción Pública de Colombia. Bogotá. Monthly.
 Star and Herald. Panamá. Weekly.

COSTA RICA.

- Boletín de la Biblioteca Nacional. San José.
 La Gaceta. (Oficial.) San José. Daily.

CUBA.

- Grito de Baire. Havana. Monthly.
 La Escuela Cubana. Havana. Weekly.
 Revista del Foro. Havana. Quarterly.

DOMINICAN REPUBLIC.

- El Mensajero. Santo Domingo. Three times a month.
 Gaceta Oficial. Santo Domingo. Weekly.

ECUADOR.

- Gaceta Municipal. Guayaquil. Weekly.
 Registro Oficial de la República del Ecuador. Quito. Daily.
 Revista Comercial. Guayaquil. Monthly.

ENGLAND.

- Accounts relating to trade and navigation of the United Kingdom. London. Monthly.
 Accounts relating to trade and commerce of certain foreign countries and British Possessions. London. Monthly.
 Board of Trade Journal. London. Weekly.
 British Trade Journal. London. Monthly.
 Commercial Intelligence. London. Weekly.
 Diplomatic and Consular Reports. London.
 Feilden's Magazine. London. Monthly.
 Freir's Colonial and Foreign Register. London. Monthly.
 Geographical Journal. London. Monthly.
 Journal of the Board of Agriculture. London. Quarterly.
 Man: A monthly record of anthropological science. London. Monthly.
 Mining (The) Journal, Railway and Commercial Gazette. London. Weekly.
 South American Journal. London. Weekly.
 Times (The). London. Daily.

FRANCE.

- Courrier des Bibliothèques. Paris. Monthly.
 Le Nouveau Monde. Paris. Weekly.
 Moniteur Officiel du Commerce. Paris. Weekly.
 Revue du Commerce Extérieur. Paris. Semimonthly.
 Revue Générale des Sciences Pures et Appliquées. Paris. Semimonthly.
 Revue Politique et Parlementaire. Paris. Monthly.
 Tableaux Mensuels de Statistique Municipale de la Ville de Paris. Paris. Monthly.

GERMANY.

- Der Tropenpflanzer. Berlin. Monthly.
 Deutsche Kolonialzeitung. Berlin. Weekly.
 Handels-Kammer zu Hannover. Hannover.
 Petermann's Mitteilungen. Gotha. Monthly.
 Südamerikanische Rundschau. Berlin. Monthly.
 Thonindustrie-Zeitung. Berlin.

GUATEMALA.

- Diario de Centro-América. Guatemala. Daily.
 El Guatemalteco. Guatemala. Daily.
 La República. Guatemala. Daily.

HONDURAS.

- Boletín Legislativo. Tegucigalpa. Daily.
 El Pabellón de Honduras. Tegucigalpa. Weekly.
 Gaceta Judicial. Tegucigalpa. Weekly.
 La Gaceta. Tegucigalpa. Daily.

ITALY.

- Bollettino del Ministro degli Affari Esteri. Rome. (Irregular.)

MARTINIQUE.

- Les Colonies. St. Pierre. Daily.

MEXICO.

- American (The) Evolution. Mexico. Semimonthly.
 Boletín de Agricultura, Minería é Industrias. México. Monthly.
 Boletín de Estadística. Mérida. Semimonthly.

Boletín del Instituto Científico y Literario. Toluca. Monthly.
 Boletín Postal de la Administración General de Correos de los Estados Unidos Mexicanos. México. Monthly.
 Boletín Telegráfico. México. Daily.
 Diario Oficial. México. Daily.
 El Agricultor Mexicano. Ciudad Juárez. Monthly.
 El Economista Mexicano. México. Weekly.
 El Estado de Colima. Colima. Weekly.
 El Hacendado Mexicano. México. Monthly.
 El Progreso de México. México. Weekly.
 El Republicano. Aguascalientes. Weekly.
 La Gaceta Comercial. México. Daily.
 Resumen de la Importación y de la Exportación. México. Monthly.
 Revista Científica y Boletín Meteorológico del Estado de México. Toluca. Monthly.
 Semana Mercantil. México. Weekly.

NICARAGUA.

Diario Oficial. Managua. Daily. (Not received regularly.)
 El Comercio. Managua. Daily.

PARAGUAY.

La Enseñanza. Asunción. Semimonthly.
 Revista del Instituto Paraguayo. Asunción. Monthly.
 Revista Mensual. Asunción. Monthly.

PERU.

Auxiliar del Comercio. Callao. Biweekly.
 Boletín de la Sociedad Geográfica de Lima. Lima. Monthly.
 Boletín de Minas. Lima. Monthly.
 El Comercio. Cuzco. Biweekly.
 El Comercio. Lima. Daily.
 El Economista. Lima. Weekly.
 El Peruano. Lima. Daily.
 Padrón General de Minas. Lima.
 Revista de Ciencias. Lima. Monthly.

PORTO RICO.

Boletín Mercantil de Puerto Rico. San Juan. Daily.
 La Correspondencia. San Juan. Daily.

SALVADOR.

Boletín de Agricultura. San Salvador. Semimonthly.
 Diario del Salvador. San Salvador. Daily.
 Revista de Derecho y Jurisprudencia. San Salvador. Monthly.

UNITED STATES.

American Fertilizer. Philadelphia. Monthly.
 American Review of Reviews. New York. Monthly.
 Anglo-American Magazine. New York. Monthly.
 Boletín Comercial. St. Louis. Semimonthly.
 Bulletin of Books added to the Public Library of the City of Boston. Boston. Monthly.
 Bulletin of the American Geographical Society. New York.
 Bulletin of the Free Museum of Science and Arts. Philadelphia. Quarterly.

- Bulletin of the Geographical Society of Philadelphia. Philadelphia. Monthly.
 Century Magazine. New York. Monthly.
 Cram's Magazine. Chicago. Monthly.
 Current Encyclopedia. Chicago. Monthly.
 Current History. Boston. Monthly.
 Economista Internacional. New York. Monthly.
 Engineering News and American Railroad Journal. New York. Weekly.
 Expansionist (The). New York. Monthly.
 Export Implement Age. Philadelphia. Monthly.
 Field Columbian Museum Publications. Chicago.
 Foreign Buyer. New York. Monthly.
 Forum (The). New York. Monthly.
 Home Life. Chicago. Monthly.
 India Rubber World. New York. Monthly.
 Library Journal. New York. Monthly.
 Literary Digest. New York. Weekly.
 Merchants Journal. Topeka, Kans. Weekly.
 Mines and Manufacturer. El Paso, Tex. Monthly.
 Mining and Metallurgy. New York. Semimonthly.
 Modern Machinery. Chicago. Monthly.
 Modern Mexico. St. Louis. Monthly.
 National Geographic Magazine. New York. Monthly.
 Novedades (Las). New York. Weekly.
 Publications of the American Academy of Political and Social Science. Philadelphia.
 Publications of the New England Free Trade League. Boston.
 Scientific American. New York. Weekly.
 Scientific American. Export Edition. New York. Monthly.
 United States Consular Reports. Washington. Daily and monthly.
 World's Work. New York. Monthly.

URUGUAY.

- Anales del Departamento de Ganadería y Agricultura. Montevideo. Monthly.
 El Siglo. Montevideo. Daily.
 La Nación. Montevideo. Daily.
 Revista de la Unión Industrial Uruguaya. Montevideo. Semimonthly.

VENEZUELA.

- Gaceta Oficial. Caracas. Daily.
 Venezuelan Herald. Caracas. (Not received regularly.)

BOLETÍN MENSUAL

DE LA

OFICINA DE LAS REPÚBLICAS AMERICANAS,

Unión Internacional de Repúblicas Americanas.

VOL. XII.

ENERO, 1902.

No. 1.

CANAL INTEROCEÁNICO.

CONVENCIÓN CELEBRADA ENTRE LOS ESTADOS UNIDOS Y LA GRAN BRETAÑA PARA FACILITAR LA CONSTRUCCIÓN DE UN CANAL PARA BARCOS QUE REUNA LOS OCEANOS ATLÁNTICO Y PACÍFICO, FIRMADA EN NOVIEMBRE 18 DE 1901.

Los Estados Unidos de América y Su Majestad EDUARDO VII, Rey del Reino Unido de la Gran Bretaña é Irlanda, y de los dominios británicos de Ultramar, y Emperador de la India, animados por el deseo de facilitar la construcción de un canal para barcos que reúna los Océanos Atlántico y Pacífico por la vía que se considere más conveniente y á ese fin remover cualquier obstáculo que pudiera surgir de la convención de 19 de abril de 1850, comunmente llamada tratado Clayton-Bulwer, para la construcción de dicho canal bajo los auspicios del gobierno de los Estados Unidos, sin menoscabo del "principio general" de neutralización establecido en el artículo 8 de aquella convención, han nombrado como plenipotenciarios al efecto:

El Presidente de los Estados Unidos á JOHN HAY, Secretario de Estado, y Su Majestad EDUARDO VII al muy honorable Lord JULIÁN PAUNCEFOTE, G. C. B., G. C. M. G., Embajador Extraordinario y Plenipotenciario de Su Majestad en los Estados Unidos:

Quienes, habiéndose comunicado mutuamente sus plenos poderes y halládoslos en propia y debida forma, han convenido en los siguientes artículos:

ARTÍCULO 1º. Las altas partes contratantes convienen en que el presente tratado sustituya á la mencionada convención de 19 de abril de 1850.

ART. 2º. Se conviene en que el canal pueda ser construido bajo los auspicios del Gobierno de los Estados Unidos, ya directamente y á

sus propias expensas, ya por donación ó empréstito de dinero á individuos ó corporaciones, ó por suscripción ó compra de acciones, y en que, con sujeción á lo prescrito en el presente tratado, dicho Gobierno tenga y disfrute todos los derechos incidentales á dicha facultad, así como el exclusivo de proveer á la reglamentación y administración del canal.

ART. 3º. Los Estados Unidos adoptan como base para la neutralización de dicho canal las siguientes reglas, que en substancia son las mismas incorporadas en la convención de Constantinopla, firmada el 28 de octubre de 1888, para la libre navegación del canal de Suez, á saber:

I. El canal será libre y estará abierto á la navegación para los buques mercantes y de guerra de todas las naciones, que observen estas reglas, en condiciones de entera igualdad, de modo que no habrá distinción en perjuicio de ninguna nación, ni de sus ciudadanos ó súbditos, por lo que respecta á condiciones ó tarifas de tráfico ni de otra clase. Esas condiciones y tarifas serán justas y equitativas.

II. Jamás será bloqueado el canal, ni dentro de él se ejercerá ningún derecho de guerra, ni se cometerá acto alguno de hostilidad. Los Estados Unidos estarán, sin embargo, en libertad de mantener á lo largo del canal la policía militar que sea necesaria para protegerlo contra desórdenes y actos fuera de la ley.

III. Ningún buque de guerra perteneciente á una nación beligerante se aprovisionará ni pertrechará en el canal, excepto en cuanto sea estrictamente necesario, y el tránsito de dichos buques de guerra por el canal se efectuará con la menor dilación posible, de acuerdo con los reglamentos vigentes, y con sólo aquellas intromisiones que puedan resultar de las necesidades del servicio.

Las presas quedarán sujetas en todo á las mismas reglas que los buques de guerra de los beligerantes.

IV. Ningún beligerante podrá embarcar ni desembarcar en el canal, tropas, municiones, ó materiales de guerra, excepto en caso de algún obstáculo accidental en el tránsito, y entonces dicho tránsito se pondrá expedito de nuevo á la mayor brevedad posible.

V. Las disposiciones de este artículo se aplicarán á las aguas adyacentes al canal á distancia de 3 millas marítimas de cada extremo. Los buques de guerra de un beligerante no podrán permanecer en dichas aguas más de veinticuatro horas seguidas, excepto en caso de detención forzosa; y entonces deberán partir tan pronto como les sea posible. Pero un buque de guerra de un beligerante no podrá partir hasta después de pasadas veinticuatro horas de la salida de un buque de guerra del otro beligerante.

VI. La maquinaria y los edificios establecimientos, y talleres de todas clases, que se necesiten para la construcción, mantenimiento y explota-

ción del canal serán considerados como partes del mismo para los propósitos de este tratado, y así en tiempo de guerra como en tiempo de paz gozarán completa inmunidad contra todo ataque, ó agresión de algún beligerante y contra cualquier acto que pudiera disminuir su utilidad como parte del canal.

ART. 4°. Queda acordado que ningún cambio de la soberanía territorial, ó de las relaciones internacionales, en el país ó países por donde haya de atravesar el canal, afectará el principio general de neutralización, ó las obligaciones de las altas partes contratantes bajo el presente tratado.

ART. 5°. El presente tratado será ratificado por el Presidente de los Estados Unidos, con el consentimiento y aprobación del Senado de los mismos, y por Su Majestad Británica, y las ratificaciones serán canjeadas en Wáshington, ó en Londres, á la mayor brevedad posible, dentro de tres meses, á contar desde esta fecha.

En fe de lo cual los plenipotenciarios respectivos han firmado este tratado y selládolo con sus sellos. Hecho por duplicado en Wáshington, el 18 de noviembre de 1901.

JOHN HAY.
PAUNCEFOTE.

DATOS GENERALES SOBRE LA EXPOSICIÓN PAN-AMERICANA DE BÚFALO EN 1901.

México fué el país latino que envió á la Exposición mayor número de productos y objetos. En ella obtuvo 600 premios, 78 de los cuales fueron medallas de oro.

Chile obtuvo 419 premios, 51 de los cuales fueron también medallas de oro.

La República Argentina obtuvo 22 medallas de oro, 22 de plata, 26 de bronce y 347 menciones honoríficas. De estas últimas hubo 325 por muestras sueltas de cereales.

Después de estos países vinieron Cuba, que obtuvo 232 premios, y el Ecuador, que alcanzó 185. La una y el otro tuvieron edificios propios.

México gastó cerca de \$70,000 en oro, para cubrir sus gastos en la Exposición. Chile había votado con el mismo objeto la cantidad de \$500,000, de que una parte se gastó en la construcción del hermoso edificio de hierro en que exhibió sus productos.

La República Argentina sólo votó la suma de \$30,000 en moneda nacional.

Los premios adjudicados á los varios países que tomaron parte en dicha exposición fueron los siguientes:

Países.	Medallas.			Mención honorífica.	Total.
	Oro.	Plata.	Bronce.		
República Argentina.....	22	22	26	347	417
Bolivia.....	4	3	7	15	29
Brasil.....	1	1	2	4
Canadá.....	13	23	17	34	87
Chile.....	51	98	110	160	419
Costa Rica.....	8	9	12	24	53
Cuba.....	38	55	57	82	232
Ecuador.....	22	39	55	69	185
Colombia Francesas.....	3	11	13	5	32
Guatemala.....	1	2	2	8	13
Haiti.....	2	1	1	4
Honduras.....	11	9	11	17	48
Jamaica.....	5	5	7	8	25
México.....	78	151	139	232	600
Nicaragua.....	7	22	44	91	164
El Perú.....	4	20	31	35	90
Puerto Rico.....	11	14	45	75	145
Salvador.....	5	7	3	15	30
Santo Domingo.....	3	6	4	21	34
Los Estados Unidos.....	601	663	562	470	2,296
Total.....	890	1,160	1,148	1,709	4,907

REPÚBLICA ARGENTINA.

DESCUBRIMIENTO DE ORO.

“El Tiempo” de Montevideo anuncia el descubrimiento de oro en ciertas arenas de la costa de la República Argentina, cerca del Cabo Vírgenes. Se ha presentado una instancia al Gobierno, pidiendo permiso para efectuar reconocimientos, en un área de 100,000 metros cuadrados, en busca de este metal precioso. También se ha presentado una solicitud análoga para examinar una sección de la costa comprendida entre el Cabo Vírgenes y el punto llamado Canadón Lucacho, y además se ha pedido permiso para explorar ciertas regiones en la Tierra del Fuego, donde se supone que existen minerales valiosos.

SERVICIO DE VAPORES Á LOS PUERTOS DEL SUR.

El Cónsul Británico de Buenos Aires anunció á su Gobierno el establecimiento de un nuevo servicio de vapores por la “Hamburg South American Company” (Compañía Sur Americana de Hamburgo), con el nombre de “Línea Nacional del Sur,” entre Buenos Aires y la parte meridional de la República, incluyendo Punta Arenas. Desde el 15 de octubre último ha habido un vapor de este clase cada veinte días, y los que se emplean en este servicio son todos de 4,000 toneladas. Se anunció también que el Gobierno de la Argentina ofrece hasta el mes de mayo de 1902, un pasaje libre en los transportes nacionales á los individuos y familias que hayan comprado terrenos en las mencionadas regiones, incluyendo en la franquicia un número limitado de animales domésticos, arretones, herramientas, muebles, y el material para la construcción de casas.

LOS BOSQUES DE TUCUMÁN.

El Director del Departamento de Inmigración y Trabajo de Tucumán presentó recientemente una Memoria al Ministro de Agricultura de la República, relativa á las ventajas que se han de obtener del desarrollo del comercio de maderas de aquella provincia. Se hace constar que dentro de los límites de Tucumán hay como 8,000 kilómetros cuadrados de bosques, en su mayor parte vírgenes, abundantes en maderas finas, de grande aplicación á los trabajos de ebanistería, fábrica de carruajes, etc., y en quebracho y otros palos de utilidad bien conocida. Muchos de estos árboles son corpulentos, y en algunos casos llegan hasta una altura de 20 metros.

EL NUEVO PUERTO DE SAN CLEMENTE.

Según anuncia el Boletín Mensual de la Cámara de Comercio Francesa de Buenos Aires, el Gobierno de la República Argentina ha aprobado las bases de un contrato propuesto por el Inspector general de navegación y puertos para la construcción y explotación de un puerto comercial en la Bahía de San Clemente en el Atlántico del Sur. Los Señores JORGE GUERRERO y MARTÍNEZ ITUNO son los contratistas en cuyo favor se ha otorgado la concesión. El nuevo puerto estará situado entre el cabo de San Antonio y la boca del río San Clemente.

EXPORTACIÓN DE GANADO Y PRODUCTOS ANIMALES.

Durante los primeros nueve meses de 1901 el número de ganado vacuno en pie exportado de la República Argentina ascendió á 108,241 cabezas. Las exportadas durante el mismo período en 1900 fueron 126,896. Los carneros exportados en ese período de 1901 fueron 22,643. Los exportados en 1900 fueron 194,505. Las carnes refrigeradas pesaron 31,646 toneladas, contra 15,309 toneladas que fue el peso de las exportadas durante nueve meses en 1900. Los carneros helados exportados pesaron 45,828 toneladas, contra 43,648 toneladas de los que se exportaron en nueve meses en 1900. Las exportaciones de tasajo en los períodos que se han comparado, fueron 14,828 toneladas en 1901, y 9,274 toneladas en 1900. Las exportaciones de lana aumentaron de 82,828 á 177,717 toneladas. Las exportaciones de mantequilla aumentaron de 1,445,569 libras á 1,626,572 libras, y las exportaciones de queso aumentaron de 1,333 libras á 2,968 libras.

NOTICIAS DE MINAS.

Según informes recibidos de Jujuy, más de 10,000 toneladas de mineral se han sacado de las minas de cobre de La Unión, habiéndose además decubierto una nueva veta de 4 metros de espesor. Estas minas están á 40 leguas de distancia de Jujuy en la línea del proyectado ferrocarril boliviano.

BOLIVIA.

COMERCIO DE BOLIVIA.

CONSULADO GENERAL DE BOLIVIA,

New York, Diciembre 12, 1901.

Hon. W. W. ROCKHILL,

*Director de la Oficina de las Republicas Americanas,**Washington, D. C.*

MUY SEÑOR MÍO: Cumpló con mi oferta de dar á la Oficina de su cargo todos los datos que á mi juicio serían de gran utilidad darles publicidad para dar á conocer el incremento constante del comercio de Bolivia.

Los datos oficiales que me tomo la libertad de darle son tomados de la Memoria presentada al Congreso de Bolivia, por el Sr. Ministro de Hacienda é Industria, Dr. DEMETRIO CALVIMONTE.

MOVIMIENTO COMERCIAL.

El monto de las internaciones, ó valor declarado de las mercaderías que han ingresado al territorio de Bolivia por sus aduanas, sin tomar en cuenta la del Acre, alcanzan á la suma de \$13,500,000, y el de los valores exportados, incluidos los del Acre, en lo que de ello conocemos, á la de \$35,500,000, resultando así un exceso de \$22,000,000 en favor de la exportación, lo que demuestra que el comercio internacional alcanzó á \$49,000,000 en el presente año.

Los artículos que mayor valor representan en la importación son:

Algodones cuyo valor medio alcanza á	\$1,700,000
Comestibles cuyo valor medio alcanza á	1,500,000
Lanas (tejidos de) cuyo valor medio alcanza á	1,300,000
Mercería y ferretería cuyo valor medio alcanza á	800,000
Vinos y licores cuyo valor medio alcanza á	600,000
Ropa hecha cuyo valor medio alcanza á	500,000

Corresponde á Alemania el primer lugar entre las naciones cuya importación es mayor:

Ella alcanzó á	3,300,000
Sigue la Inglaterra, con	2,300,000
Sigue el Perú, con	2,000,000
Sigue la República Argentina (ganado en casi su totalidad), con	1,000,000
Siguen los Estados Unidos, con	900,000
Sigue la Francia, con	800,000

Las internaciones del Perú están exentas en su mayor parte del pago de derechos.

La importación de productos chilenos está valorada en \$700,000, mercadería que, como la de procedencia peruana, no paga derecho aduanero alguno.

Resulta pues, que por razon de las franquicias comerciales de que gozan estas dos últimas naciones, se deja de percibir un rendimiento aduanero de medio millón de pesos por lo menos.

La exportación está representada principalmente por los siguientes artículos:

Plata	\$13,000,000	Estaño	\$8,000,000
Goma elástica	10,000,000	Cobre	1,000,000

Los rendimientos de las aduanas han alcanzado á la suma de \$4,038,486 en la forma siguiente:

Agencia aduanera de Bolivia en Antofagasta.....	\$2,221,580.94	Aduana de Uyuni	87,076.51
Agencia aduanera de Bolivia en Arica	418,190.44	Aduana de Tupiza.....	12,231.58
Aduana de La Paz.....	885,825.54	Aduana de Tarija	123,123.87
Aduana de Oruro.....	34,623.87	Aduana de Puerto Suarez..	143,859.54
		Aduana de Villa Bella ...	111,975.85
		Total	4,038,486.14

CASA NACIONAL DE MONEDA.

El movimiento de este establecimiento en los diez últimos años, hasta 1899 inclusive, representa las siguientes cifras:

Barras y piñas de plata compradas 1,411,481 marcos, 2½ onzas, habiéndose acuñado la suma de \$15,291,541.17, alcanzando á la suma de \$2,556,806.38 el resultado de la liga y la tolerancia ponderal de 8 por ciento.

Durante los diez y ocho meses últimos, se rescataron barras y piñas 53,904 kilogramos, ó sea 215,616 marcos, que representan un valor de \$2,435,159.33. La moneda acuñada alcanzó á la suma de \$2,555,908.57, y el rendimiento de la gestión última representa la suma de \$109,418.36, sin incluir el valor de los residuos vendidos en Europa.

La industria minera ha ofrecido en Bolivia un poderoso elemento de retorno; hoy alcanza á un grado notable de progreso y hace presumir que continuará en esa vía.

El cobre, estaño y otros metales que constituyen la riqueza minera de Bolivia han tomado notable incremento, de la que dan suficiente testimonio la exportación de ellos, la renta que producen y las concesiones adjudicadas.

En el segundo semestre del año 1899 y primero de 1900, ascendían á 699 las concesiones mineras hechas ó solicitadas, con 15,295 hectareas; mientras que en el año 1900 y primer semestre del presente, ellas alcanzan á 1,172 con 31,315 hectareas.

SUSTANCIAS INORGÁNICAS NO METÁLICAS.

Hasta el ingreso al año 1900 se adjudicaron 119 concesiones, con 9,320 estacas, ó sea 596,480 hectareas, sobre tierras que contienen esme-

raldas, carbón de piedra, petróleo, turba, borax, calcita, azufre, diferentes sales, etc., y en el curso de dicho año, y primer semestre del presente, se han adjudicado además 56 concesiones con 7,371 estacas ó 471,744 hectareas, lo que demuestra la riqueza de nuestro suelo y la importancia que alcanzarán á tener las empresas fundadas en la explotación de esas sustancias, preparando así un nuevo recurso fiscal y económico.

PRIVILEGIOS.

Durante los últimos diez y ocho meses, se han concedido privilegios á los Señores JULIO M. TRIGO, ANTONIO CAMPONOVO, ANGEL LOMBARD, GREGORIO SPALDING Y CA. y CESAR CABALLERO, respectivamente, para elaborar licor de palma, para pulimento de mármol, transformación de la fuerza hidráulica del río Desaguadero en energía eléctrica, mejoras introducidas en arados de disco rotatorio, y beneficio de minerales de bismuto oxidados y sulfurados por cloruración, mediante una solución de depósitos sucesivos de agua, ácido sulfúrico y sal; y se tramitan actualmente, conforme á las prescripciones de la ley del ramo, solicitudes para establecer nuevo sistema de beneficio en los metales de oro, de estaño y cobre por el procedimiento de lixiviación, para la elaboración de quinina por un nuevo método, para aprovechar los humos de hornos como calórico para fundir minerales y para el establecimiento de fábricas de sombreros, tejidos de algodón y ladrillos.

GOMA.

En el trascurso del segundo semestre del año pasado y primer semestre del presente, en el Departamento de La Paz se han concedido á los peticionarios 7,264 estradas, y en Santa Cruz 9,590 estradas; en Cochabamba 500 estradas hecha en el primer semestre del presente año.

Exportación de Bolivia durante el primer semestre del año de 1901.

[Quintales métricos.]

Asientos mineros.	Metales de plata.	A granel.	Sulfuros.
Ouro.....	22,269.69	6,005.70	160.00
Machacamarca.....	212.10
Poopó.....	61.70	211.00	96.22
Challapata.....	81,811.65	700.50	78.22
Total.....	107,146.04	7,159.30	334.44

Productos bolivianos exportados por Antofagasta durante el año de 1900.

	Kilogramos.		Kilogramos.
Aznfre.....	2, 708	Goma.....	1, 164
Antimonio.....	1, 080, 757	Lanas.....	2, 792
Barras de plata.....	211	Mático.....	1, 853
Barrilla de estaño.....	10, 080, 107	Maní.....	962
Barras de estaño.....	1, 591, 011	Metal de plomo.....	308, 017
Barras de cobre.....	868	Metal de plata ensacado y á granel.....	36, 718, 235
Barrilla de cobre.....	87, 518	Metal de plata para fundición en Antofagasta.....	37, 724, 097
Bismuto.....	84, 663	Metal de zinc.....	106, 000
Broza (gangue).....	520, 575	Metal de cobre.....	108, 189
Borax.....	4, 589, 300	Metal de estaño.....	110, 371
Borras de estaño (tin waste).....	205, 808	Metal de plata y cobre.....	38, 024
Coca.....	33, 776	Metal galena.....	142, 000
Café.....	27, 163	Metal de guía ó pintas.....	301, 345
Cacao.....	168	Metal de plata y plomo.....	153, 500
Colchas de vienna.....	946	Metal de plata y estaño.....	10, 600
Cueros de vaernos.....	288, 005	Planchas de plata.....	2, 166
Cueros de cabra.....	39, 074	Quina y cascarilla.....	50, 122
Cueros de chinchilla.....	734	Sulfuros de plata.....	63, 912
Chafalonía.....	236	Varios.....	10, 800
Escorias.....	5, 908, 744		
Ganado vaerno, 219 cabezas con un peso de.....	109, 500		

Me suscribo del Sr. Director como su muy atento y obsecuente servidor.

GERARDO ZALLES,
Consul General de Bolivia.

LICITACIÓN PARA ALUMBRADO ELÉCTRICO.

En la República de Bolivia las ciudades de Suere, La Paz, Cochabamba y Potosí, ofrecen positivas ventajas para el establecimiento de fábricas de alumbrado eléctrico servidas por motores hidráulicos.

La primera de las ciudades nombradas puede aprovecharse de las corrientes del río Caclimayo, que se encuentra á poca distancia de la población; la de La Paz, del río Choqueyapu que corre por el centro de la ciudad; la de Cochabamba, del río Rocha, y principalmente del Colomi, que á la distancia de treinta kilómetros de la ciudad desarrolla una cascada de más de cien metros de altura; y la de Potosí, de las aguas de las lagunas.

Los derechos de las empresas que establecieren esta clase de industrias se hallan convenientemente resguardados por la ley.

El año 1888 se instaló en La Paz el servicio de alumbrado eléctrico, situando la fábrica en la parte alta de esta ciudad, á fin de aprovechar las corrientes del río.

El contrato vigente entre el Concejo Municipal y la empresa, consigna la siguientes cláusulas de obligación.

La Empresa hace el servicio del alumbrado público de la ciudad con

425 focos de luz incandescente y de fuerza de 16 bujías cada una, y 8 focos de arco voltaico de fuerza de 3,000 bujías cada uno.

La Empresa no dá luz á la población en las noches de luna, y en las demás sólo hace el servicio hasta h. 1 a. m.

El Concejo Municipal subvenciona á la empresa con la suma de Bs. 26,000, pagadera por mensualidades anticipadas.

El término del contrato es de ocho años, de los que han corrido cinco.

Para el caso de que alguna empresa quisiese aprovecharse de estos elementos naturales para el establecimiento de tranvías ú otra clase de industrias, debe tener en cuenta que el decreto de 8 de mayo de 1858 asegura á los importadores de máquinas ó métodos de fabricación ó industria, que no fueren antes conocidos en la República, un privilegio exclusivo de diez años. Este término puede ser prolongado por resolución legislativa.

Las subvenciones que pagan las municipalidades son por el servicio público. En cuanto á la iluminación privada, las empresas harían sus contratos con los propietarios en las condiciones más aceptables.

La población de Sucre es.....	20,907
La de La Paz.....	46,000
La de Cochabamba.....	21,896
La de Potosí.....	20,000

Aunque en este memorandum ciertos puntos de toma de agua están nombrados, una empresa sería, con amplios capitales, tendría el derecho de elegir los puntos de toma y de extender sus operaciones á cualquier punto de la República; se acordaría á tal empresa una concesión al respecto, entregándosele libre de todo gravámen el uso de las aguas nacionales, siempre que éstas, después de producir la fuerza requerida, fueren devueltas á su propio cauce. El uso de aguas privadas es cuestión de arreglo con los propietarios.

En caso de que llegase á organizarse una empresa como sociedad anónima, pagaría al Estado el 2 por ciento anual de sus utilidades líquidas.

Vencido el término del privilegio, el Gobierno podría acordar á otras empresas que quisiesen llevar el mismo giro de negocios, concesiones iguales á la primitiva, sin que en ningún caso, y en igualdad de condiciones, pueda hacer preferencias ilegales.

NOTA.—Debe tenerse en cuenta que la subvención de bolívanos 26 mil, que la municipalidad de La Paz paga á la empresa de alumbrado eléctrico, quizá no podría ser erogada por las municipalidades de las otras localidades por tener menos rentas.

La Paz, noviembre 10 de 1901.

GUILLERMO SANJINÉS.

Oficial Mayor de Gobierno y Fomento.

TRATADOS CON LOS ESTADOS UNIDOS.

Un cablegrama fechado en La Paz el 9 de diciembre de 1901, anuncia que el Congreso Nacional de Bolivia, aprobó en la mencionada fecha, dos tratados con los Estados Unidos. El primero de estos es un tratado de extradición, y el segundo es relativo á giros postales entre Bolivia y los Estados Unidos.

BRASIL.**INFORMES DE DOS COMPAÑÍA DE MINAS DE ORO.**

El informe de la Compañía de Minas de San Juan del Rey, correspondiente á los seis meses que terminaron el 31 de agosto de 1901, se hizo público en una reunión de los Directores de dicha Compañía, que tuvo lugar en Lóndres el 5 de diciembre de 1901. La cantidad del mineral sacado de la mina "Morro Velho" durante los seis meses, fué 80,487 toneladas, contra 77,872 toneladas sacadas durante el mismo período en 1900. Debido al menor rendimiento de oro puro por tonelada, la ganancia realizada en los seis meses sólo ascendió á £41,693, ó sea una disminución de £28,000, comparada con la realizada en el mismo período en 1900. El mineral rindió 33 chelines y 5 peniques de oro puro, por tonelada, en los referidos seis meses de 1901 contra un promedio de 42 chelines y 6 peniques por tonelada, en el mismo período del año anterior.

En diciembre se celebró también en Lóndres la décima junta general ordinaria de accionistas de la compañía en comandita de minas de oro del Brasil, titulada "Ouro Preto." El informe del contador muestra una ganancia de £5,107 4s. 5d., que es una cantidad considerablemente menor que la que representa la realizada en los doce meses anteriores. Esta disminución fué debida á la subida de los cambios. La cantidad de mineral triturado sólo fué 64,082 toneladas, contra 65,644 toneladas que se trituraron durante el año anterior. El valor del oro producido en 1901, fué £87,037 10s. contra £88,247, 2 chelines y 7 peniques en 1900.

LA INDUSTRIA DEL TABACO EN BAHÍA.

El Cónsul inglés en Bahía informa que el negocio del tabaco essin duda el más importante de aquella localidad. La última cosecha fué mayor que la anterior, pero de inferior calidad. La mayor parte de los embarques fueron para Alemania (dos terceras partes para Bremen, y el resto para Hamburgo), y todos los "mangotes" (manojos de tabaco burdo grasiento) se enviaron á Baviera para haecer rapé.

En el Brasil el tabaco en rama se escoge y se divide en varias clases (de 6 á 12), según su calidad, antes de exportarlo. Este comercio lo tienen prácticamente monopolizado eatorce casas, ocho de las cuales son alemanas, y las otras brasileras ó portuguesas. Las casas

alemanas son las más importantes, y operan en combinación con otras de Bremen sobre una base de participación en ganancias y pérdidas. Alemania no sólo suministra el capital necesario, sino también los obreros, que vienen al Brasil como principiantes, después de haber pasado un período de aprendizaje en su país, donde adquirieron cierto conocimiento en el comercio de tabaco, junto con una buena idea de las necesidades de los compradores, y nociones del idioma portugués. Después de cierto tiempo, estos dependientes viajan por el interior del Brasil para hacer compras de cosechas, y de esa manera entablan amistad con los cultivadores. Con el transcurso del tiempo se establecen por su cuenta ó se asocian á las casas ya establecidas con las cuales trabajaron primeramente.

Las cosechas se compran con frecuencia hasta y se pagan al contado, antes de recogerse, de suerte que en estas transacciones se corre un gran riesgo desde el principio, el cual se aumenta por virtud de las constantes fluctuaciones en el valor del *milreis*. Se ganan gruesas sumas en el comercio del tabaco, pero también es cierto que las pérdidas guardan relación con las ganancias; y en 1900, por ejemplo, las primeras resultaron muy graves, debido á la mala calidad del producto y á la mayor cantidad que había para la exportación, así como también al hecho de que el tipo del cambio se elevaba constantemente.

LA INDUSTRIA DEL CORCHO.

En un número reciente de la Revista Agrícola se llama la atención hacia la gran riqueza de plantas suberosas que hay en el Brasil. Algunos de estos árboles, como, por ejemplo, el *Conarus suberosa*, rinde una gran cantidad de corcho. Aunque el corcho que se saca de estas plantas no esté en hojas ó láminas grandes, como las que se obtienen de los árboles de su clase del viejo mundo, sirve perfectamente para los usos industriales. Para la explotación de este artículo se necesita muy poco capital.

LAS ENTRADAS DE AZÚCAR Y DE ALGODÓN EN PERNAMBUCO.

Durante los diez años que empezaron en 1891-1892 y terminaron en 1900-1901, las entradas de azúcar y de algodón en Pernambuco, según la estadística oficial, fueron en sacos y pacas las siguientes:

Años.	Azúcar.		Años.	Algodón.	
	Sacos.	Pacas.		Sacos.	Pacas.
1891-92.....	1,835,355	167,990	1896-97.....	1,488,106	169,867
1892-93.....	1,776,259	312,112	1897-98.....	1,758,421	240,572
1893-94.....	2,387,933	312,258	1898-99.....	1,461,980	135,573
1894-95.....	2,777,415	193,667	1899-1900.....	1,712,826	289,828
1895-96.....	2,062,568	172,427	1900-1901.....	1,974,013	158,925

LA POBLIÇÃO EXTRANJERA EN RÍO DE JANEIRO.

Según la estadística que ha preparado el Cónsul general alemán de Río de Janeiro, hay en la actualidad 2,705,000 extranjeros, en el Brasil,

distribuidos como sigue: 1,300,000 italianos; 800,000 portugueses; 300,000 alemanes; 100,000 españoles; 80,000 polacos; 10,000 franceses; 5,000 ingleses; 500 norteamericanos, y 110,000 de otras nacionalidades.

NUEVA LÍNEA TELEFÓNICA.

Se ha establecido comunicación telefónica entre Aracaju, capital del Estado de Sergipe, y las ciudades de Alagoas y Pilar.

NACIMIENTO DEL RÍO JAVARY.

El Dr. CRUIS, Director del Observatorio del Río de Janeiro y Jefe de la Comisión Brasileira, nombrada, para comprobar la posición del nacimiento del río Javary que constituye el brazo izquierdo del Amazonas, ha regresado á Manaus con sus compañeros, después de haber terminado con éxito su misión. La comisión descubrió la existencia, en latitud sur, 7° 1' 22'', de un brazo del Río Javary, desconocido hasta ahora.

CUBA.

PRODUCCION AZUCARERA—ZAFRA DE 1900-1901.

Estado general de la producción de azúcar en el año de 1900 á 1901, computada con la del año de 1899 á 1900.

	1900.		1901.	
	Sacos.	Tons.	Sacos.	Tons.
EXPORTACIÓN.				
Habana	124,883	404,613
Matanzas	304,391	679,885
Cárdenas	407,455	788,721
Cienfuegos	429,535	818,547
Sagua	154,975	289,624
Caibarién	151,835	305,024
Guantánamo	181,573	250,200
Cuba	12,170	39,433
Manzanillo	70,073	127,496
Suevitas	31,981	67,050
Gibara	40,630	103,300
Zaza	6,700	8,116
Trinidad	35,600	42,883
Totales	1,951,403	270,060	3,921,905	560,700
EXISTENCIAS.				
Habana	5,172	173,594
Matanzas	21,350
Cárdenas	28,463
Cienfuegos	2,911	11,029
Sagua	3,600
Caibarién	7,496
Guantánamo
Cuba
Manzanillo
Suevitas
Gibara
Zaza	7,950
Trinidad
Totales	8,086	1,119	239,592	37,079
Consumo local, 12 meses	271,179	597,779
.....	37,500	38,600
Existencia en 1° Enero (fruto viejo)	308,679	636,379
.....	8,606	523
Producción total	300,073	635,856

Aumento en 1900-1901, 335,783 toneladas ó sea 111.9,004 por ciento.

Distribución del azúcar exportado en 1899-1900 y 1900-1901.

[Sacos de 320 libras, toneladas de 2,240 libras.]

	1899-1900.		1900-1901.	
	Sacos.	Toneladas.	Sacos.	Toneladas.
Estados Unidos: enauro puertos al Norte de Hatteras.	1,675,466	231,872	3,590,052	514,130
Nueva Orleans.....	275,937	38,188	325,853	46,500
España.....				
Total.....	1,951,403	270,060	3,924,905	560,700

CHILE.

ENTRADAS Y GASTOS EN ORO QUE HA TENIDO LA REPÚBLICA EN LOS MESES DE ENERO Á AGOSTO DE 1901.

Entradas.	Sumas.		Gastos.	Sumas.	
	Parciales.	Totales.		Parciales.	Totales.
Existencia de 1900	<i>Pesos.</i>	<i>Pesos.</i>		<i>Pesos.</i>	<i>Pesos.</i>
ADUANAS.		37,610,369.26	Ministerio del Interior.	146,645.32	
Derechos de Internación y almacenaje, etc		18,327,573.17	Ministerio de Relaciones Exteriores	767,833.55	
EXPORTACIÓN.			Ministerio del Culto.....	892.67	
Derechos de exportación de salitre	26,669,464.24		Ministerio de Colonización.....	31,471.50	
Derechos de recargo en la exportación de salitre	55,509.97		Ministerio de Justicia.....		
Derechos de exportación de yodo.....	207,671.59		Ministerio de Instrucción Pública.....	80,293.01	
Derechos de recargo en la exportación de yodo.....	429.15		Ministerio de Hacienda.....	7,897,670.99	
TESORERÍAS.		26,933,046.95	Ministerio de Guerra.....	653,749.70	
Reintegros	105,527.38		Ministerio de Marina	1,135,503.88	
Intereses y descuentos.....	32,773.53		Ministerio de Industria y Obras Públicas	35,691.20	
Depósitos pasados á Rentas generales.....	2,462.28		Pérdida de la Casa de Moneda		10,749,751.83
Derechos consulares.....	103,278.51		Aumento de la cuenta de deudores corrientes y morosos.....		2,226.44
Otras rentas	29,364.25	273,405.98	Varios acreedores al balance de 1900.....	354,511.38	118,887.57
Saldo de cuentas deudoras y acreedoras de este balance.....	2,800.00		Remate de oro.....	25,447,050.00	25,801,561.87
Aumento de la cuenta Depósitos.....	1,534,918.05	1,537,718.05	Existencia para settlemente:		
Varios acreedores.....	430,381.76		Dinero cr. Caja.....	556,627.82	
Pagarés de la conversión.....	21,834.20		Dinero en los Bancos.....	1,792,363.28	
Intereses de pagarés de la conversión.....	1,551.25	453,767.21	Pastas.....	9,278,617.46	
		85,135,880.62	Letras por cobrar.....	5,327,173.86	
			Remesas en tránsito.....	7,142,937.80	
			Tesorillo.....	11,675,000.00	
			Banco N. M. Rothschild.....	6,666,666.67	
			Banco de Chile, venta de letras.....	6,021,066.52	48,463,453.41
					85,135,880.62

NOTA.—No figuran en este estado las operaciones de las siguientes oficinas, por no haber remitido oportunamente sus balances. Carrizal, de mayo á agosto; Rere, Osorno y Legación de Chile en Francia, por julio y agosto; Serena y Victoria, por agosto.

Entradas y gastos que ha tenido la República en moneda corriente en los meses de enero a agosto de 1901.

Entradas.	Sumas.		Gastos.	Sumas.	
	Parciales.	Totales.		Parciales.	Totales.
	Pesos.	Pesos.		Pesos.	Pesos.
Existencia de 1900.....		26,560,757.54	Ministerio del Interior.....	8,686,726.16	
ADUANAS.			Ministerio de Relaciones Exteriores.....	485,585.56	
Derechos de internacion y almacenaje.....	132,435.03		Ministerio del Culto.....	863,304.80	
Derechos de muelle.....	23,858.75		Ministerio de Colonizacion.....	460,310.56	
Derechos por atracar al muelle.....	11,656.94		Ministerio de Justicia.....	2,934,828.19	
Derechos de movilizacion de buitos.....	388,043.35		Ministerio de Instruccion Pública.....	5,162,210.62	
		555,994.07	Ministerio de Hacienda.....	4,587,453.23	
CORREOS Y TELÉGRAFOS.			Ministerio de Guerra.....	8,811,004.31	
Arriendo de casillas y producto de cartas matricadas.....	36,656.54		Ministerio de Marina.....	5,237,590.18	
Venta de estampillas postales.....	696,245.20		Ministerio de Industria y Obras Públicas.....	6,956,547.05	41,135,560.66
Venta de estampillas telegráficas.....	388,901.48		Comision por venta de especies.....	26,632.43	
Producto de la Casa de Moneda.....		1,121,803.22	Funcionarios públicos.....	243,274.67	269,907.10
		6,501.76	Depósitos devueltos.....	3,811,358.79	
TESORERÍAS.			Aumento de la cuenta deudores corrientes y morosos.....	641,930.30	4,453,289.09
Venta de bienes nacionales.....	61,942.70		Varios acreedores al balance de 1900.....		196,548.32
Impuesto agrícola.....	23.53		Oficina de Emision.....		415,119.00
Arriendo de fundos fiscales.....	120,363.07		Saldo de cuentas deudoras y acreedoras á este balance.....		76,816.58
Papel sellado y estampillas de impuesto.....	394,100.53		Existencia para Setiembre:		
Reintegros.....	151,829.61		Dinero en caja.....	1,879,628.15	
Redención de censos.....	61,730.68		Dinero en los bancos.....	1,680,872.00	
Intereses y descuentos.....	20,491.14		Dinero en cuentas especiales.....	3,695,570.08	
Intereses por depósitos en los bancos, préstamos.....	340,802.82		Remesas en tránsito.....	850,090.28	
Depósitos pasados á rentas generales.....	201,460.38		Pastas.....	1,636,005.11	
Deudores por remate de terrenos fiscales.....	373,170.58		Cédulas hipotecarias.....	6,986,736.25	
Pensiones de alumnos.....	87,137.24		Tesorillo.....	676,000.00	
Almacenes de guerra.....	36,927.00		Letras por cobrar.....	12,907.35	16,797,809.22
Utilidad por remate de oro.....	2,043,796.59				
Producto de remate de prendas.....	15,283.94				
Otras rentas.....	26,203.20				
Ferrocarril de Valdivia á Osorno.....	56,150.62				
		3,994,413.63			
Varios acreedores.....		2,144,838.75			
Remate de oro.....		25,447,050.00			
Préstamos á los bancos (varios).....		2,142,832.96			
Emision bancaria, tercera parte.....		4,370,858.04			
		66,345,049.97			66,345,049.97

NOTA.—No figuran en este estado las operaciones de las siguientes oficinas, por no haber remitido oportunamente sus balances: Carrizal, de mayo á agosto; Rere y Osorno, por julio y agosto; Serena y Victoria, de agosto.

ECUADOR.

UN TRIUNFO FERROVIARIO.

El día 18 de noviembre de 1901 se hizo un viaje de prueba por la nueva línea de ferrocarril desde Busay hasta Quibí, ó sea una distancia

de 22 millas, que es la parte más difícil de la de Guayaquil á Quito, que en la actualidad se está construyendo. Cuando se empezó la obra, se temía que fuere imposible vencer los impedimentos que dicho trayecto ofrecía, pero en la actualidad se cree que se ha resuelto el problema de pasar los Andes.

ESTADOS UNIDOS.

COMERCIO CON LA AMÉRICA LATINA.

RELACIÓN DE LAS IMPORTACIONES.

En la página 40 aparece la última relación del comercio entre los Estados Unidos y la América latina, tomada de la compilación hecha por la Oficina de Estadística del Departamento de Hacienda de los Estados Unidos. Estos datos se refieren al valor del comercio arriba mencionado. La estadística corresponde al mes de noviembre de 1901, comparada con la del mes correspondiente del año anterior, y también comprende los datos referentes á los once meses que terminaron en noviembre de 1901, comparados con igual período de 1900. Debe explicarse que las estadísticas de las importaciones y exportaciones de las diversas aduanas referentes á un mes cualquiera, no se reciben en el Departamento de Hacienda hasta el 20 del próximo mes, necesitando algún tiempo para su compilación é impresión, de suerte que los datos estadísticos correspondientes al mes de noviembre, por ejemplo, no se publican sino en enero.

REVISTA DEL AÑO DE 1901.

El año de 1901 empezó para los Estados Unidos de América, considerados en conjunto y como nación, en circunstancias de una prosperidad nunca igualada. Las cifras arrojadas por la estadística del comercio y de la industria del país merecieron con razón el epíteto de "pavorosas" con que el Presidente McKINLEY las calificó en su discurso en Búfalo, en la Exposición Pan-Americana, el 5 de setiembre del mismo año. La producción agrícola, la de los bosques y las minas, la de las fábricas de todas clases, había llegado á ser, como es, tan enorme, que bien pudo decir el lamentado Presidente, con más que ordinaria previsión y prudencia, que el problema que hay que resolver, y el que demanda urgente é inmediata atención, es el de encontrar mercados para el exceso de tanta riqueza. "No debemos adormecernos," dijo Mr. McKINLEY, "con la imaginaria y caprichosa seguridad de que podremos siempre venderlo todo. * * * Lo que producimos, en exceso de lo que consumimos, tiene que hallar salida en el exterior."

El consumo había aumentado en gran parte, porque según el censo del año anterior, la población de los Estados Unidos había llegado á 76,303,387 habitantes, lo que representa un incremento de 13,233,631 en los diez años transcurridos desde 1890, ó sea más de 1,000,000 de habitantes por año. Pero el problema está en pie, sin embargo, y por reciprocidad ó de otro modo, es preciso evitar la plétora. En este sentido se ha trabajado con bastante éxito durante el año á que se refiere esta revista.

El presupuesto para el año económico de 1901-2, que se presentó al Congreso en diciembre de 1900, exigía el desembolso de \$626,741,762.24, divididos entre las diferentes oficinas federales de la manera siguiente: para el Departamento de Estado, \$2,125,148.76; para el del Tesoro, \$158,869,136.43; para el de la Guerra, \$176,658,345.75; para el de Marina, \$88,913,248.76; para el de lo Interior, \$170,799,705.09; para el de Correos, \$6,295,877; para el de Agricultura, \$4,669,050; para la Oficina del Trabajo, \$177,980; para el Departamento de Justicia, \$6,993,170; en tanto que los ramos legislativo y ejecutivo del Gobierno percibieron \$10,956,700.45 y \$283,400, respectivamente.

Según el informe publicado por el Departamento del Tesoro el 1º de febrero de 1901, la suma total de numerario que en aquella fecha había en circulación era \$2,190,780,213, contra \$2,003,149,355 en igual fecha en 1900; y el capital por cabeza ascendía á \$128.38.

Otro informe del Departamento del Tesoro que cubre todo el año económico terminado el 30 de junio de 1901, indica que las rentas ordinarias correspondientes al año, fueron \$587,685,337, ó sea un aumento de \$20,444,485 respecto de las de 1900, que hasta entonces habían sido las más altas. Como el total de los egresos ascendió á \$509,967,353, resultó un sobrante de \$77,717,984. La reserva de oro de \$150,000,000 se ha conservado intacta, y en la existencia de numerario del país hubo un aumento de más de \$88,000,000 en oro, \$37,000,000 en moneda de plata, y cerca de \$16,000,000 en notas y certificados. El 1º de julio de 1901 la circulación por cabeza era \$28.

El total del comercio extranjero de los Estados Unidos durante el año económico que terminó el 30 de junio de 1901, muestra un aumento de \$66,004,407, comparado con el del año anterior. El total general correspondiente á 1901 fué \$2,310,428,573, contra \$2,244,422,266 en 1900. El valor de las mercancías de todas clases importadas de 1901 á 1902 fué \$822,673,016, contra \$849,941,184 del año anterior, ó sea una disminución de \$27,268,168, que hace un 3.21 por ciento. La reducción en el valor de las importaciones tuvo lugar principalmente en la seda, los cueros y las pieles crudas, la lana y la goma, y en la mayor parte de estos productos, la baja se debió, á la baja en los precios, más bien que á la disminución en las cantidades. Por ejemplo, las importaciones de goma elástica en 1901 fueron por valor de \$28,455,383, y las de 1900 por \$31,376,867. Pero la cantidad importada en 1901

fué 55,265,259 libras, y la importada en 1900 49,377,138 libras. Las importaciones de lana disminuyeron de 155,928,455 libras que valían \$20,260,936 en 1900, hasta 103,583,505 libras valuadas en \$12,229,881 en 1901.

Las exportaciones de mercancías en 1901 se valuaron en \$1,487,755,557, y las de 1900, en \$1,394,483,083. El aumento durante el año económico de 1901, comparado con el de 1900, fué de \$93,272,465, ó sea como un 6.69 por ciento. La disminución aparente en el ramo de manufacturas que ascendió á \$23,342,583, se debe principalmente á la falta de datos sobre las exportaciones para Hawai y á Puerto Rico, las cuales se calculan como en \$25,000,000, y consistieron principalmente en artículos manufacturados. Sin embargo, las exportaciones de 1901 resultan inferiores á las de 1900 en dos artículos de manufactura importantes á saber, el cobre y los géneros de algodón. Esta disminución se debió á los pocos pedidos de cobre que vinieron de Europa, y á la suspensión temporal del mercado para géneros de algodón en China. El resumen oficial de las importaciones y exportaciones de los Estados Unidos durante el año económico de 1901, comparado con el 1900, fué como sigue:

IMPORTACIONES.	1901.	1900.
Comestibles y animales.....	\$22,227,898	\$218,501,098
Materia prima que se usa en los procedimientos de manufactura doméstica.....	269,763,401	302,426,746
Artículos enteros ó parcialmente manufacturados que se usan como material en las manufacturas, etc.....	79,080,716	88,433,549
Artículos manufacturados ya listos para el consumo.....	130,662,903	128,900,697
Artículos que no son de primera necesidad y artículos de lujo, etc.....	120,938,095	111,670,094
Total.....	\$22,673,016	\$49,941,184
EXPORTACIONES.		
Productos agrícolas.....	944,059,568	835,858,122
Productos de manufacturas.....	410,509,173	433,851,756
Productos de minas.....	39,267,647	37,843,742
Productos de los bosques.....	54,312,830	52,218,112
Productos de la pesca.....	7,743,313	6,326,620
Productos diversos.....	4,561,278	4,665,218
Total de productos nacionales.....	1,460,568,809	1,370,763,571
Productos extranjeros reexportados.....	27,301,748	23,719,511
Total general.....	1,487,755,557	1,394,483,082

Las importaciones libres de derechos, en 1901, representaron un 43.27 por ciento del total, en tanto que la proporción que entró libre de derechos en 1900 fué un 43.21 por ciento. El total de los derechos recaudados en las aduanas en 1901 fué \$238,786,741, contra á \$2,033,164,871 en 1900.

En 1901 se importó oro por valor de \$66,051,187, al paso que las exportaciones de dicho metal precioso en el mismo año ascendieron á \$53,179,137. En 1900 las importaciones de oro ascendieron á \$44,573,184, y las exportaciones ascendieron á \$48,266,759. Las importaciones de plata en 1901 se valuaron en \$36,384,041, y las

exportaciones ascendieron á \$64,285,180. En el año económico de 1900 las importaciones de plata ascendieron á \$35,256,302, y las exportaciones ascendieron á \$56,712,275.

El valor del algodón exportado de los Estados Unidos durante el año económico de 1901 fué mayor que en ningún año económico anterior en la historia del país. El valor total del algodón y de los productos de algodón durante ese período, representó un término medio de más de un millón de pesos diarios. El valor del algodón exportado en 1901 fué \$313,673,443, contra \$241,832,737, en 1900, y el valor total del algodón, los géneros de algodón, el aceite de semilla de algodón, y otros productos de esta planta, ascendió á \$365,405,707. La cantidad de algodón embarcado para mercados extranjeros fué 6,508,450 pacas, que pesaron 3,330,890,448 libras, contra 6,090,144 pacas que pesaron 3,100,583,188 libras en 1900. Estas exportaciones no fueron tan grandes en cuanto á cantidad como en los años de 1895, 1898, y 1899, pero el precio por libra excedió al de todos los años anteriores. Durante la última década las exportaciones de algodón rindieron para los productores una suma total de más de \$2,000,000,000.

Las exportaciones de café para Europa y los Estados Unidos durante los diez años que comenzaron el 1^o de julio de 1891 y terminaron el 30 de junio de 1901, subieron á 124,277,610 sacos, ó sea un promedio anual de 12,427,761 sacos.

Las exportaciones de café de todos los países para los Estados Unidos durante los diez años comprendidos de 1891-92 á 1900-1901, ascendieron á 50,531,347 sacos, ó sea un promedio anual de 5,053,135 sacos. Las exportaciones para los Estados Unidos durante los doce meses que terminaron el 30 de junio de 1901, ascendieron á 5,843,883 sacos, de los cuales el Brasil suministró 4,722,919 sacos, ó sea un 80.8 por ciento, y los demás países 1,120,964 sacos, ó sea un 19.2.

El promedio del valor por libra en 1901, comparado con el de 1900, de todo el café americano importado por los Estados Unidos en 1901, fué como sigue: el brasilero, 6.75 centavos, ó sea un aumento de 5.71 centavos; el de otros países de la América del Sur, 8.13 centavos, ó sea un aumento de 7.83 centavos; el mexicano, 9.54, ó sea un aumento de 9.38 centavos; el de la América Central, 10.01 centavos, ó sea un aumento de 9.95 centavos, y el de las Antillas, 7.91 centavos, ó sea un promedio igual al de 1900.

Las mercaderías que los Estados Unidos importaron de las Repúblicas latino-americanas y de las islas y colonias en las cuales la mayoría de los habitantes son de origen latino (ó hablan un idioma derivado del latín), ó de toda la América excepto la América Británica y la Isla de Puerto Rico, en 1901, muestran un valor total de \$212,599,851, contra \$180,591,514 de 1900. El aumento total correspondiente á dicho año fué \$32,008,337, ó sea más de un 17.72 por ciento.

Las exportaciones de los Estados Unidos para estos mismos países y colonias durante el año económico de 1901 ascendieron en su totalidad á \$133,551,673. contra \$124,562,445 en 1900. El aumento total en 1901 fué \$8,989,228 ó sea un aumento de 7.72 por ciento, sobre el de 1900.

El cacao es ya uno de los artículos que más se importan de la América latina. El importado en los Estados Unidos durante el año económico que terminó el 30 de junio de 1901, subió á 45,924,353 libras, valuadas en \$6,472,829, contra 41,746,872 libras valuadas en \$5,657,283, en 1900.

Durante el año económico de 1901-1902 la importación de goma elástica cruda en los Estados Unidos ascendió á 55,275,529 libras, contra 49,377,138 libras importadas en 1900 y 51,063,066 libras importadas en 1899. El valor total de estas importaciones fué \$28,455,383 en 1901; \$31,376,867 en 1900, y \$31,707,630 en 1899.

La siguiente tabla muestra las importaciones de este artículo en 1901 y 1900, según las respectivas procedencias:

	1901.		1900.	
	Libras.	Valor.	Libras.	Valor.
Gran Bretaña	7,461,673	\$4,241,959	8,611,061	\$5,562,580
Alemania	1,673,234	794,531	1,750,498	892,346
Otros países de Europa	7,854,828	4,807,637	6,626,648	4,776,989
Centro América	1,279,099	679,001	1,428,224	732,250
México	297,691	135,767	420,612	201,325
Las Antillas Inglesas	45,578	17,757	12,291	4,639
Brasil	34,900,198	16,963,583	28,175,787	17,954,400
Otros países de Sud América	1,255,011	587,557	1,642,191	876,584
Indias Orientales	166,056	203,167	643,793	284,141
Otros países	42,131	24,471	66,033	31,522

En el año económico de 1901 los Estados Unidos importaron plátanos por valor de \$6,550,186, contra \$5,887,835, en 1900 y \$5,665,588 en 1899. Las importaciones de la América latina durante cada uno de los tres años mencionados fueron las siguientes:

Países.	1901.	1900.	1899.
De la América Central	\$2,660,278	\$2,333,361	\$1,816,843
Cuba	2,510,283	2,067,549	2,762,949
Antillas Inglesas	467,345	158,019	61,258
América del Sur	646,108	998,860	732,431
Total	6,284,014	5,557,819	5,373,481

La siguiente tabla muestra el valor de las importaciones que los Estados Unidos han hecho de los principales productos tropicales durante el año económico de 1901, expresándose la proporción procedente de la América latina, hasta donde ha sido posible determinarla en vista de los informes preliminares de la Oficina de Estadística del Departamento del Tesoro:

	Total de importaciones.	Total de la América latina.
Azúcar.....	\$87,551,974	\$48,304,691
Café.....	62,861,399	59,533,231
Goma elástica en bruto.....	28,455,383	18,383,615
Fibras.....	22,932,506	8,067,548
Frutas y nueces.....	19,584,612	7,734,775
Tabaco en rama.....	16,289,324	9,873,038
Goma.....	6,639,133	* 753,696
Cacao en bruto.....	6,472,829	5,645,469
Algodón en rama.....	6,787,613	488,008
Especias.....	3,563,046	* 333,520
Madera.....	1,752,612	1,345,351
Maderas de ebanistería.....	1,240,732	(b)
Palos de tinte.....	864,986	835,714
Seda sin labrar.....	30,651,365	(c)
Te.....	11,014,981	(b)
Arroz y harina de arroz.....	2,296,337
Corcho y manufacturas de corcho.....	2,270,997	(c)
Orozú.....	1,737,097	(c)
Corteza de quina.....	1,025,546	(c)
Añil.....	1,402,894	(c)
Vainilla.....	875,229	(c)
Espumas.....	717,550	(c)

* Informes incompletos.

b Ninguno de la América latina.

c En parte de la América latina.

Durante el año económico que terminó el 30 de junio de 1901, y el que le precedió, los Estados Unidos importaron de la América latina minerales de oro y plata, y oro plata en pasta y monedas, en el orden que sigue:

	Oro.		Plata.	
	1901.	1900.	1901.	1900.
América Central.....	\$568,953	\$968,330	\$802,426	\$1,063,834
México.....	6,348,531	4,505,966	29,480,370	29,723,002
Las Antillas.....	646,985	125,280	125,280	253,002
América del Sur.....	623,308	436,766	2,646,572	2,002,662
Total.....	8,187,777	8,247,478	33,054,658	33,022,500

Al comenzar el año de 1901, la estadística oficial demostró que los Estados Unidos ocupaban el puesto principal entre las naciones exportadoras del mundo, y se daba mayor importancia á este hecho por razón de que hace menos de veinticinco años ese puesto era el cuarto en la lista. En 1875, las exportaciones de productos nacionales de los Estados Unidos ascendieron á \$497,263,737 y en 1900 á \$1,453,013,659, ó sea un aumento de 190 por ciento. Al comparar el valor de las exportaciones de los Estados Unidos en la década de 1890 á 1900, se muestra el siguiente aumento: en las hechas para Europa un 63 por ciento; para Asia, un 163 por ciento; para Australia, un 132 por ciento; para África, un 416 por ciento; para el Canadá, un 108 por ciento, y para la América del Sur, un 20 por ciento. El examen del comercio de exportación de los Estados Unidos durante los nueve meses del año común que terminaron el 30 de septiembre, comparado con el de otros países, muestra que esta República todavía continúa á la cabeza de las naciones exportadoras.

No sólo han sido mayores las exportaciones de productos nacionales,

en cuanto á su valor real, que las exportaciones de cualquiera otra nación, sino que el promedio mensual durante el año de 1901 ha sido el mayor que jamás se ha visto en un período de nueve meses, habiendo ascendido á \$113,935,020 por mes. El exceso de las exportaciones sobre las importaciones durante los nueve meses mencionados, fué \$399,270,546. El maíz ha sido exportado en grandes cantidades, y esto representa prácticamente una innovación en el comercio de los Estados Unidos. Las cifras de los últimos tres años económicos en cuanto á este cereal, son las siguientes: en 1899 se exportaron 174,089,488 *bushels*; en 1900 209,318,284 *bushels*; en 1901 177,817,965 *bushels*, en tanto que durante el año común de 1° de enero á 1° de septiembre, de 1901, se exportaron 124,301,529 *bushels*.

Durante el mes de enero de 1901, del puerto de Nueva York se embarcó material de construcción por valor de \$60,000 para la República Argentina.

Durante estos últimos años las exportaciones de productos minerales de los Estados Unidos á todos los países del globo constituyen uno de los rasgos notables en el comercio extranjero de este país. Las exportaciones de hierro y acero en 1900 ascendieron á \$130,000,000; las de aceites minerales de todas clases á \$75,000,000; las de cobre á \$60,000,000; las de carbón de piedra y coke á más de \$22,000,000; las de oro á \$52,787,523, y las de plata á \$59,272,668. Sin contar el oro y la plata, se indica un aumento de 218 por ciento, comparado con el año de 1890, en tanto que incluyendo estos dos metales preciosos, la proporción de aumento es 210 por ciento.

En la conferencia anual celebrada en Moscow, Rusia, por la Asociación de Fabricantes y Comerciantes se resolvió enviar peritos á los Estados Unidos, á fin de estudiar y aplicar, si era posible, al mercado ruso, los métodos americanos de desarrollo del comercio, habiéndose reconocido en el curso de la discusión, que los Estados Unidos eran la nación comercial é industrial más grande y progresiva del mundo. Las memorias sobre la industria y el comercio del continente europeo advierten la próxima competencia que hará el aceite de maíz americano en los mercados del mundo, habiéndose reconocido que, desde el punto de vista industrial, dicho aceite tiene un gran valor y es digno rival de todos los otros.

El impulso que se ha dado al movimiento comercial entre la costa occidental de los Estados Unidos y los países de la América Latina del lado del Pacífico, ha aumentado en un grado notabilísimo, y varias flotas de grandes vapores de carga han entrado ya á tomar parte en el campo que antes ocupaba solamente una compañía. Una empresa tiene ya en vía de construcción un vapor de 4,000 toneladas, y otra ha celebrado un contrato para la construcción de otros cuatro de doble hélice y de 5,000 toneladas, destinados al servicio de pasajeros.

El capital invertido en estos cinco buques representa de \$2,000,000 á \$3,000,000. Sin embargo, los peritos en materias comerciales opinan que el desarrollo comercial con la América del Sur por ahora no es tan halagüeño que haga abrigar la esperanza de que el capital invertido rinda pronta utilidad.

La gran actividad que existe en el desarrollo de las industrias del hierro y acero, puede demostrarse teniendo á la vista los informes de 1897, 1898, 1899 y 1900, que muestran que 60,000,000 de toneladas representan el promedio anual de embarques de los minerales necesarios de la región del Lago Superior, mientras que durante los cuarenta años anteriores el total de los embarques sólo ascendió á 110,000,000 toneladas de mineral, ó sea un promedio anual de 2,750,000 toneladas.

Las minas de cobre de los Estados Unidos también han ganado á causa de los grandes pedidos de este metal que se han hecho durante los últimos años, siendo así que el producto del primer trimestre de 1901 ascendió á 67,163 toneladas métricas, contra 65,193 durante el mismo período del año anterior. Los informes oficiales muestran que el año de 1900 cerró el siglo con la mayor producción de carbón de piedra que jamás se ha obtenido en los Estados Unidos, continuando así esta república á la cabeza de los países productores de este artículo.

Se fabricaron en grandes cantidades todas clases de materiales para ferrocarriles, sobre todo locomotoras y carros de acero, al paso que la manufactura de rieles de acero ha tenido un gran impulso, debido al hecho de que en todos los mercados del mundo se ha demostrado ya la superioridad del artículo de fábrica americana.

Como una prueba de la gran estima en que se tiene en Alemania la maquinaria agrícola fabricada en los Estados Unidos, puede citarse el hecho de que en el curso del presente año dicho imperio comisionó á un perito especial para que visitase no sólo los grandes talleres de los Estados Unidos donde dichas máquinas se fabrican, sino también los grandes centros agrícolas donde se demuestre prácticamente su eficacia y utilidad. El objeto de estas investigaciones fué generalizar todavía más en Alemania la maquinaria americana, por cuanto el Barón HERMAN, perito agrícola especial, agregado á la Embajada alemana en Washington, había informado acerca de la superioridad de los métodos de explotación agrícola empleados en los Estados Unidos.

El día 26 de marzo de 1901 se celebró en la ciudad de Nueva York, la reunión anual de la Asociación de Fabricantes de Seda de América, y los informes presentados en ella relativos al estado de la manufactura de seda en esta República, así como los grandes pedidos de géneros del mismo material se consideraron muy halagüeños. Desde que comenzó el año de 1901, se dice que el consumo de las telas de seda de casi todas las clases y grados, ha aumentado grandemente, y que, por consecuencia, se ha abierto cierto número de establecimientos para la fabricación de artículos de seda. Uno de los rasgos más notables

del desarrollo industrial del país durante el año lo constituye el ramo del petróleo, siendo así que se han cavado pozos de una enorme capacidad productiva en varias partes de la República, y especialmente en el Estado de Texas.

Durante el año económico que terminó el 30 de junio de 1901, el número de buques construidos en los Estados Unidos y matriculados oficialmente, ascendió á 1,173, y su capacidad total fué 401,285 toneladas. Este cálculo no incluye las falúas, botes de canales, etc. Sólo dos veces se había superado este tonelaje total: una en 1854 en que hubo el mayor de todos, y otra en 1855, en que se llegó á 583,450 toneladas.

El Director de la Oficina de Investigaciones Geológicas calcula el valor total de los minerales producidos en los Estados Unidos durante 1900, en \$1,070,108,889, ó sea más del duplo del obtenido en 1890, que fué de \$619,512,173. Si se tiene en cuenta que el total de 1890 fué más del duplo del 1880, en que \$360,319,000 representaron el producto mineral de todo el país, resulta evidente el enorme desarrollo efectuado en las últimas dos décadas.

Entre los productos metálicos del país, el primer puesto corresponde al hierro en lingotes, cuyo valor total en 1900 ascendió á \$259,944,000. El cobre ocupa el segundo lugar, y su valor ascendió á \$98,494,039; el tercer lugar corresponde al oro, cuyo valor ascendió á \$79,322,281, y el cuarto á la plata, cuyo valor comercial fué de \$36,958,537. El valor del plomo, el zinc y el aluminio, también muestra importantes aumentos comparado con el que tuvieron el año de 1890.

Entre los productos no metálicos, el carbón de piedra es con mucho el artículo más importante, pues representa un 59.3 por ciento del total, que vale \$221,133,513 (la clase bituminosa), al paso que el antracita de Pennsylvania representa \$85,757,851. En vista de la anunciada disminución de la producción de carbón de piedra en el mundo, los informes oficiales de la Oficina de Investigaciones Geológicas expresan que en los Estados Unidos hay una superficie de carbón de piedra muy auplia que aun no se ha explotado, la cual será suficiente para abastecer al mundo entero durante muchos años.

El Jefe de la Sección de Estadística del Departamento de Agricultura calcula que la cosecha de algodón de los Estados Unidos, en el año de 1900 á 1901, asciende á más de 9,000,000 de pacas. En el curso del año se anunció que el cultivo del té, que durante varios años el Gobierno había recomendado, había pasado ya del período de experimentación, siendo así que las plantaciones de esta yerba en la Carolina del Sur habían vendido una cosecha que representaba un 12 por ciento más que en 1900. Este producto se vendió á \$1 la libra al por menor, y el precio por mayor fué bastante alto para dejar utilidad á los cultivadores.

El valor de los nueve productos agrícolas principales del país durante el año de 1900 ascendió á \$2,275,116,372, ó sea un aumento de

\$284,430,298, sobre el total del año de 1899. Las frutas procedentes de California continúan encontrando enormes mercados. Los limones, procedentes de esta parte del país, tienen cualidades que los hacen superiores á las frutas ácidas de otros países.

El Departamento de Agricultura de los Estados Unidos ha publicado informes mensuales sobre las cosechas en todo el país, y estos informes se han insertado regularmente en el BOLETÍN MENSUAL durante todo el año.

Á principios de enero de 1901 se comenzó la obra de reunir telegráficamente las diferentes islas del grupo Filipino, y el *Burnside* tendió 600 millas de cable para el servicio del Gobierno.

Entre las medidas importantes que el Gobierno tomó este año, estuvo el establecimiento de una Oficina Nacional de Pesos y Medidas, una orden del Comisionado de Navegación disponiendo que la estadística de entradas y salidas de todos los puertos se lleve de una manera uniforme, y de acuerdo con un sistema establecido.

Á principios del año de 1901, la Revista de Dun ('Dun's Review') publicó un interesante artículo acerca del costo relativo de la vida en los Estados Unidos en la actualidad, comparado con el de hace cuarenta años. Examinando los artículos de consumo y la cantidad de ellos que cada individuo necesita, resulta que en 1° de enero de 1901, se podía comprar con \$78.60 tanto como con \$100 en 1860. En el escrito de que se trata se muestra que en 1860 el capital por cabeza era \$513.93, en tanto que en 1901 se calculaba en \$1,232.05 por cabeza. Se estimaba que en 1860 el valor de los productos manufacturados, agrícolas, de la pesca y las minas ascendía á \$60.39 por cabeza, y en 1901 á \$238.86.

La estadística ferroviaria oficial muestra que el total de millas de ferrocarril en la República el 30 de junio de 1900 (que fué la fecha del último informe oficial publicado), era 193,345.78, ó sea un aumento de 4,051.12 de millas, comparado con el año anterior. Para hacer operar estas compañías se necesitaron 1,017,653 personas, y el total del capital invertido fué \$11,491,034,960.

Después del mes de abril de 1901, los buques de las diferentes compañías de vapor de la América del Sur, que navegan regularmente entre los puertos sudamericanos y el de San Francisco, han hecho escala en los diferentes puertos de Costa Rica, Guatemala, Nicaragua y Salvador, y tomado cargamentos á tipos de flete muy ventajosos para los exportadores. También se dice que los vapores regulares de Panamá han aumentado sus embarques de la América Central, y que por consecuencia las clases superiores de café de los países comprendidos en esa parte de América, que antes se habían trasportado á través del istmo ó dando vuelta al Cabo de Hornos, se envían en la actualidad á Nueva York y á Europa por vía de San Francisco.

COMERCIO EXTRANJERO EN NOVIEMBRE DE 1901.

El informe publicado por el Departamento del Tesoro de los Estados Unidos muestra que el comercio extranjero de estos, durante el mes de noviembre de 1901, ascendió á \$208,703,319, comparado con \$202,056,364 que fué el total en el mes de noviembre de 1900. El valor de las importaciones en el mes de noviembre de 1901 fué \$72,498,873, que comparado con 1900 arroja un aumento de \$7,144,833. Las exportaciones durante el mes de noviembre de 1901 se valuaron en \$136,204,446, ó sea una disminución de \$497,878, comparadas con las del mes de noviembre de 1900. De las importaciones que se hicieron en el mes de noviembre de 1901, las que entraron libres de derecho representaron un 45.44 por ciento de la cantidad total, comparadas con un 41.83 por ciento durante el mismo mes del año anterior. El gran aumento en las importaciones se debió principalmente á la recepción de artículos que se emplean en los procedimientos de fabricación en los Estados Unidos. La cantidad de derechos cobrados en las aduanas en el mes de noviembre de 1901 ascendió á \$19,526,377, contra \$18,550,297 que se cobraron durante el mismo mes del año de 1900.

Las importaciones hechas en los once meses que terminaron en noviembre se valuaron en \$800,426,231, que comparadas con las de 1900 que se valuaron en \$760,452,507, muestran un aumento de cerca de \$40,000,000. La cantidad de derechos de aduana cobrados durante ese período en 1901 ascendió á \$224,833,333, contra \$219,264,909 que se cobraron en once meses en 1900.

Las exportaciones hechas en el mes de noviembre de 1901 muestran un aumento en el valor de los productos agrícolas, minerales, de la pesca y demás nacionales, así como en los productos extranjeros reexportados, pero muestran una disminución en los productos manufacturados enviados al extranjero, si se las compara con las del mismo mes en 1900. Durante los once meses que terminaron en el mes de noviembre de 1901, las exportaciones se valuaron en \$1,328,186,131, contra \$1,332,056,242 correspondientes al mismo período de 1900. Esta disminución de \$3,870,111 es realmente ficticia y debida únicamente al hecho de que en la relación correspondiente al año de 1900, se incluyó el valor de las exportaciones para Puerto Rico, mientras que en 1901 se omitió esta partida.

Las importaciones de oro en el mes de noviembre de 1901, y en los once meses que terminaron en dicho mes, se valuaron en \$5,269,611, y en \$49,808,291 respectivamente, contra \$12,641,988, y \$49,808,291 correspondientes á los mismos períodos de 1900. Las exportaciones de oro durante el mes á que se ha hecho referencia, ascendieron á \$15,905,612, y las que se hicieron durante los once meses alcanzaron á \$52,598,928.

Las importaciones de plata en el mes de noviembre de 1901 se valuaron en \$2,796,532, y \$28,358,192 fue el total en los once meses que con él terminaron. Durante los períodos mencionados, las exportaciones de plata ascendieron á \$4,689,208 y \$50,914,826 respectivamente.

Las importaciones y exportaciones durante el mes de noviembre de 1901, comparadas con las del mismo mes en el año de 1900 se clasificaron de la manera siguiente:

Clasificación.	1901.	1900.
IMPORTACIONES.		
Comestibles y animales.....	\$16,351,215	\$20,127,014
Materia prima que se emplea en los procedimientos de fabricación nacional.....	25,870,811	19,195,143
Artículos enteros ó parcialmente manufacturados que se usan como material.....	8,489,764	6,650,112
Artículos manufacturados ya listos para el consumo.....	11,188,160	9,703,038
Artículos de lujo, etc.....	10,598,923	9,678,733
Total.....	74,498,873	65,354,040
EXPORTACIONES.		
Productos agrícolas.....	95,408,013	94,358,665
Productos de manufactura.....	30,154,895	32,281,487
Productos de minas.....	3,204,118	2,989,559
Productos de los bosques.....	3,895,061	4,179,186
Productos de la pesca.....	1,418,817	1,076,635
Productos de diversas fuentes.....	139,190	90,026
Total de productos nacionales.....	134,220,094	134,965,558
Productos extranjeros reexportados.....	1,984,352	1,735,766
Total.....	136,204,446	136,702,324

INGRESOS Y EGRESOS DE LA HACIENDA PÚBLICA EN EL AÑO TERMINADO EL 30 DE JUNIO DE 1901.

El Honorable LYMAN J. GAGE, Secretario del Tesoro de los Estados Unidos, anuncia que los ingresos del Gobierno, correspondientes al año económico que terminó el 30 de junio de 1901, fueron como sigue:

INGRESOS.	
Renta interior.....	\$307,180,663.77
Aduanas.....	238,585,455.99
Ganancia realizada en la acuñación de moneda y depósitos de plata y oro en barras, etc.....	12,731,256.94
Rentas del Distrito de Columbia.....	3,986,176.19
Derechos consulares, de patentes y de terrenos.....	3,414,933.49
Ventas de terrenos públicos.....	2,965,119.65
Pensión para los hospitales marítimos, para ropa, y fondos de depósito.....	1,778,454.91
Contribución impuesta á los bancos nacionales.....	1,681,473.05
Ventas de terrenos de los indios.....	1,493,321.24
Intereses pagados por los ferrocarriles del Pacífico.....	1,316,516.62
De diversas fuentes.....	841,216.03
Derechos de aduana, multas, confiscaciones, etc.....	711,791.43
Ventas de materiales de artillería.....	703,054.42
Fondos de inmigrantes.....	585,082.70
Fondos de depósitos del Departamento de Estado.....	537,621.58
Fondos permanentes de los asilos de soldados.....	492,623.66

Rentas de propiedades del Gobierno.....	\$450,698.49
Fondos para la medición de terrenos públicos.....	247,258.90
Ventas de terrenos y edificios.....	236,897.53
Contribución sobre la piel de las focas y rentas de las islas que son criaderos de estos animales.....	232,655.75
Fondos de premios á los apresadores durante la guerra con España.....	217,490.60
Fondos para premios destinados á los fondos de la pensión de la marina en la guerra con España.....	217,477.76
Producto de los bonos de Arkansas redimidos.....	85,000.00
Fondos procedentes de depredaciones cometidas en terrenos pú- blicos.....	75,977.70
Fondos procedentes de derechos de matrículas en el Territorio de Alaska.....	84,087.90
Fondos de una parte del pago de la deuda del Ferrocarril Central del Pacífico.....	4,576,247.10
Venta de una reclamación de los Estados Unidos contra Sioux City, y la Compañía del Ferrocarril del Pacífico.....	2,122,841.24
Dividendo recibido á cuenta del Ferrocarril de Pacífico de Kansas.....	133,942.89
Servicio postal.....	111,631,193.39
Total de ingresos.....	699,316,530.92

EGRESOS.

Los egresos correspondientes al mismo período fueron los siguientes:

Gastos del gobierno civil incluidas las relaciones exteriores, los edifi- cios públicos, la recaudación de rentas, el Distrito de Columbia, y otros gastos diversos.....	\$117,327,240.89
Gastos del gobierno militar, incluidos los ríos y puertos, las forta- lezas, los arsenales, las fortificaciones de la costa, y los gastos de guerra con España y en las Filipinas.....	144,615,697.20
Gastos de la marina, inclusa la construcción de nuevos buques, su maquinaria, armamento, equipo, mejoras introducidas en los arsenales, y gastos de la guerra con España y en las Filipinas....	60,506,978.47
Gastos del departamento de indios.....	10,896,073.35
Pensiones.....	139,323,621.99
Intereses de la deuda pública.....	32,342,979.04
Déficit de la renta postal.....	4,954,762.21
Servicio postal.....	111,631,193.39
Total de egresos.....	621,598,546.54

Superávit, \$77,717,984.38.

**PRESUPUESTO DE INGRESOS Y EGRESOS PARA EL AÑO ECO-
NÓMICO DE 1902-1903.**

Según el informe del Secretario del Tesoro de los Estados Unidos, las rentas del Gobierno correspondientes al año económico de 1902 á 1903, se calculan con arreglo á las leyes vigentes del modo que sigue:

De las aduanas.....	\$250,000,000
De la renta interior.....	282,000,000
De diversas fuentes.....	40,000,000
Del servicio postal.....	116,633,042
Total.....	688,633,042

Los egresos para el mismo período se calculan de la manera siguiente:

Gastos del gobierno civil.....	\$110,000,000
Gastos del gobierno militar.....	70,000,000
Gastos del departamento de indios.....	11,000,000
Pensiones.....	137,000,000
Intereses de la deuda pública.....	29,000,000
Gastos del servicio postal.....	116,633,042
Total de egresos.....	588,633,042
Superávit, \$100,000,000.	

LAS MEDALLAS DE LA EXPOSICIÓN PAN-AMERICANA DE BUFFALO EN 1901.

Las medallas adjudicadas por la Exposición Pan-Americana de Buffalo, fueron de tres clases, á saber: de oro, de plata y de bronce, y todas tienen $2\frac{1}{2}$ pulgadas de diámetro. El anverso muestra un grupo que representa el poderío de la inteligencia sobre la fuerza física. Una mujer joven representa la primera y un búfalo aparece como símbolo de la segunda, estando ambas figuras circundadas de festones de roble. En el reverso de la medalla aparece el indio del norte dándole la pipa de la paz al del sur. Los dos han puesto á un lado sus armas y están engolfados en una conversación amistosa.

El dibujante, Señor HERMAN ATKINS MACNEIL, de la ciudad de Nueva York, se propuso hacer algo que fuere típicamente americano.

EL CONGRESO GEOGRÁFICO INTERNACIONAL.

El Presidente de la Comisión Ejecutiva del Congreso Geográfico Internacional ha informado al Profesor ALEJANDRO GRAHAM BELL, miembro de la Sociedad Geográfica Nacional de los Estados Unidos, que la próxima reunión de dicho Congreso se celebrará en la ciudad de Washington en 1904. El primer Congreso Geográfico Internacional tuvo lugar en Amberes, Bélgica, en 1871. La reunión que ha de efectuarse en Washington en 1904 será la primera que se celebre fuera de Europa, y cuanto se diga será poco para encomiar su importancia con respecto á la ciencia geográfica, y sobre todo á exploraciones árticas y tropicales.

POBLACIÓN POR RAZAS Y SEXOS.

De la población total de los Estados Unidos que en 1900, incluyendo el ejército, la marina, y los habitantes de Hawai, ascendió á 76,303,387 habitantes, había 39,059,242 hombres, ó sea un 51.13 por ciento, y 37,244,145 mujeres, ó sea un 48.81 por ciento, lo cual muestra una proporción levemente mayor de mujeres que en 1890, época en que la proporción fué de 51.23 y 48.76 respectivamente. El aumento total de población en la década fué de 13,233,631, ó sea un 21 por ciento.

formado de 6,744,179 hombres y 6,489,452 mujeres, que representaban un aumento de un 20.9 por ciento en los primeros y un 21.1 por ciento en las segundas.

El excedente de hombres en todo el país alcanza á 1,815,097. Con excepción de once de los Estados y Territorios, el número de ellos excede en todos al de las mujeres. Los exceptuados se encuentran prácticamente en la costa del Atlántico. El Estado de California contiene el mayor excedente de hombres, es decir, 156,009. Minnesota contiene 113,586; Texas, 109,000, y Pennsylvania, 106,966. Las secciones del norte y del sur del Atlántico, incluso los Estados de Maine y de Florida, sólo tienen 4,769 hombres en exceso de las mujeres, y si de esta lista se separa el Estado de Pennsylvania, habrá una mayoría de 102,198 mujeres. El excedente de éstas en los Estados del sur se encuentra principalmente en la raza negra, de la que en todo el país hay 54,347 en exceso de los varones.

Al compararse el aumento relativo de los blancos y los negros durante la expresada década, resulta una ligera disminución en estos últimos, siendo así que el aumento de los primeros es un 21.4 por ciento, comparado con un 18.1 por ciento en los segundos. Esta disminución relativa existe tanto en los Estados del sur como en otras partes, y muestra que los blancos en esa sección del país han aumentado en una proporción mayor que los de la raza de color.

El elemento de origen extranjero sólo ha aumentado un 12.4 por ciento, y la población nativa ha aumentado un 22.5 por ciento desde 1890.

En cuanto á las razas, en 1900 la población comprendía 66,990,802 blancos, y 9,312,585 personas de color. Considerado en conjunto, el elemento de color, es decir, los negros, los indios, los chinos, etc., se nota un aumento de 17.8 por ciento desde 1890 hasta la fecha.

LA INDUSTRIA SEDERA EN LOS ESTADOS UNIDOS.

Aun cuando no fuera desde el punto de vista comercial, siempre sería interesante, como todo trabajo evolutivo de la constancia y energía industrial de un pueblo, el observar y medir los progresos que en breve espacio de tiempo se han alcanzado en los Estados Unidos en la manufactura de géneros de seda.

La generación que inició esos progresos no ha desaparecido, ni ha envejecido lo bastante para no poder engalanarse todavía con los productos de aquellos esfuerzos. Hace cuarenta años la fabricación de tejidos de seda en los Estados Unidos era cosa insignificante y á más de insignificante por el volumen, inapreciable por la calidad de los productos. Basta decir, que de toda la seda usada en este país, apenas un miserable 13 por ciento era manufacturado en él; todo el 87 por ciento restante venía de fuera. En la actualidad los términos se han invertido, y según cálculos bien fundados, tiénese por seguro que al

final del presente año las estadísticas dirán que los Estados Unidos no importan sino el 13 por ciento de la seda elaborada que consumen.

Hoy día, con la vasta adición que á la demanda lleva el crecimiento de la población, y más que nada el aumento de la riqueza individual, este país ha llegado á ser uno de los más grandes manufactureros de tejidos de seda, si no el primero de todos, en el mundo.

Hé aquí la escala en que se han venido realizando estos progresos. En 1860 se fabricaba en los Estados Unidos, como se ha dicho, tan sólo un 13 por ciento de los géneros de seda consumidos por su población. En 1870, ya se fabricaba el 23 por ciento; en 1880 la fabricación llegó al 38 por ciento; en 1890 subió á 55; y en 1898 el avance fué más enérgico, llegando al 75 por ciento.

Como bien puede comprenderse, la importación de la seda en rama ha crecido en este país á medida que ha disminuido la importación de las telas extranjeras. En la actualidad los Estados Unidos consumen la tercera parte del total de la seda en rama que se produce en el mundo. En este particular los comienzos fueron sumamente modestos. Hasta el año de 1875, los Estados Unidos importaban tan sólo 1,101,681 libras de seda en rama y 5,737 libras de seda hilada, que valían por todo unos 4,525,000 pesos, mientras que en el año fiscal que finalizó en junio de 1900 las importaciones de seda en rama é hilada fueron de 6,297 fardos, que contenían más de 10,500,000 libras, y cuyo valor era de 32,785,455 pesos.

El establecimiento de la industria de la seda sobre firmes bases se cuenta desde 1860, que fué cuando las sedas francesas fueron admitidas libres de derechos en los mercados ingleses. Una grande industria en este ramo se había desarrollado en Inglaterra antes de aquella época, y de allí, como de Francia, se surtían indistintamente los Estados Unidos. Operóse entonces en Inglaterra un trastorno industrial muy notable. Abiertas como fueron las aduanas inglesas á los géneros de seda franceses, cerrárouse muchos telares en Inglaterra, y no pocos tejedores se vinieron de allá para los Estados Unidos, trayendo consigo sus máquinas y sus expertos brazos.

No faltaron tentativas en este país desde remotos tiempos, para establecer la industria de la seda en todos sus ramos, desde la cría del gusano hasta la manufactura completa de los géneros. La Corona alentó esas tentativas, y lo mismo hizo el Gobierno independiente, pero todo ello quedó reducido, practicamente, al establecimiento de determinado número de fábricas, en donde se torcía seda para coser y se hacían algunos otros artículos. Muchos de esos establecimientos existen todavía y tenían vida desde antes que los tejedores ingleses viniesen á este país en 1860.

Aunque los establecimientos de preparar, hilar y tejer la seda forman el fundamento de la industria en los Estados Unidos, y aunque sus productos en el año alcanzarán probablemente á la suma de

§100,000,000, ó acaso más, no es este todo el beneficio que el país deriva de ellos, ni á ellos se limita la ocupación de brazos y capital movidos por esta próspera industria.

Al lado de la industria central van otras menores y complementarias, tales como la de la tintura, la impresión ó estampado y el aderezado, la de fabricación de maquinaria, la de los traficantes en seda en rama y de los comerciantes en géneros y tejidos, y por ese estilo muchas otras que dependen de aquélla. Dificil cosa sería por cierto determinar cuánto representan en capital y en brazos: pero en la fabricación de cintas, géneros, sedas de costura, trenzas, bandas para sombreros, encajes, flecos, adornos y pasamanería, hay actualmente invertidos unos 120,000,000 de pesos, y se da ocupación á unos 100,000 obreros. Cerca de 150 por ciento de los productos de la seda está representado por géneros anchos; el 25 por ciento corresponde á las cintas, y tal vez un 10 por ciento á las sedas para coser en máquina, quedando un 15 por ciento para todos los demás.

LA INDUSTRIA DEL ALUMBRADO ELÉCTRICO.

En un número reciente de la "Revista Eléctrica" se consignan datos estadísticos relativos á la industria del alumbrado eléctrico de los Estados Unidos, expresándose el capital invertido, así como el número de estaciones que actualmente funcionan en cada Estado y Territorio. El total general de éstas es 2,842, y el del capital, en 1° de septiembre de 1901, \$668,830,312.

LA INMIGRACIÓN EN 1901.

La inmigración en los Estados Unidos parece que va en aumento, y que mejora también en calidad. El número total de pasajeros de proa que llegaron en el año económico de 1901, ascendió á 487,918, ó sea un aumento de 39,346, ó como un 9 por ciento, sobre el del año económico de 1900. Dos mil veinte de los comprendidos en este aumento vinieron de puertos canadenses. La adición á la cifra expresada, de 74,959 extranjeros que vinieron como pasajeros de popa, hace un total de 562,868 inmigrantes durante todo el año. Por tanto, se ve que la corriente de inmigración aumenta. Más de dos terceras partes de los inmigrantes de proa eran hombres, y más de tres cuartas partes de éstos tenían de 14 á 45 años de edad. Poco menos de una cuarta parte del expresado número, ó sea 117,587, no sabía leer ni escribir. Cincuenta y seis mil trescientos doce trajeron al país más de \$30 cada uno, pero 294,860 trajeron sumas menores. La proporción de aumento de la inmigración italiana durante el año fué un 36 por ciento, ó sea una proporción tres veces mayor que la proporción de aumento de toda Europa. El aumento respectivo de todos los demás países europeos apenas hacía en su totalidad una cuarta parte del aumento de Italia. El Comisionado

de Inmigración hace constar en el Informe de que se han tomado las cifras que anteceden, que si bien es verdad que llegaron más inmigrantes durante el año económico de 1901 que en los doce meses anteriores, el número de los inmigrantes rechazados fué considerablemente menor.

ESTADÍSTICA DE LA PRODUCCIÓN DE PLATA.

El informe publicado por el Director de la Casa de Moneda de los Estados Unidos, muestra que la producción de plata en el mundo durante el año de 1900 fué la mayor hasta ahora conseguida en la historia, siendo así que ascendió á \$178,769,769 onzas finas, ó sea un aumento de 1,572,513 onzas sobre la de 1899. También se consigna otro hecho no menos interesante, á saber, que el total de la acuñación de moneda durante el año de 1900, fué \$177,011,902, ó sea un aumento de \$10,664,980 sobre la del año anterior. También se consigna en dicha memoria el hecho de que en todo el mundo se acuñó menos oro en 1900 que en 1899, expresándose que en 1900 se acuñaron \$354,936,497 y en 1899 \$466,110,414.

LOS BOSQUES VALIOSOS DE LAS FILIPINAS.

Un corresponsal del "New York Tribune," escribe de Manila con fecha 1° de septiembre de 1901, acerca de la riqueza que contienen los bosques filipinos, y dice que en las islas abunda una gran variedad de árboles que rindeu resinas valiosas, y que la goma elástica y la gutapercha abundan mucho en Mindanao y Tawi-Tawi. Del insignificante y relativamente desconocido puerto de Cotabato, en la isla de Mindanao, se embarcó gutta-percha para Singapore el año pasado por valor de \$200,000. La Oficina de Inspección de Bosques calcula que dentro de los límites del archipiélago se producen por lo menos diez y siete clases de palo de tinte, y otros árboles que rinden aceites esenciales ó medicinales muy valiosos. En una palabra, puede decirse sin exageración, que es enorme la riqueza en maderas de aquellas islas, y que sólo falta su inteligente explotación. En todas partes parece haber bosques que son útiles para todos los fines imaginables.

EL CARBÓN DE PIEDRA EN ALASKA.

El Capitán CHARLES A. F. BROUARD regresó al Estado de Washington en noviembre de 1901, después de haber invertido cinco años en explorar diferentes partes de Alaska. En ese tiempo visitó todas las localidades desde Kotzebue Sound hasta el Océano Ártico, habiendo además hecho un mapa de la costa desde Kotzebue Sound hasta Point Hope. Según su relación, toda la orilla del norte de la sonda referida hasta el Océano Ártico, ó sea una distancia de 300 millas, es un inmenso lecho de carbón bituminoso, y con él podría abastecerse el

mundo por varios años. Sin embargo, este carbón no parece ser muy bueno para los vapores ni para las locomotoras; pero puede utilizarse para los fines domésticos.

UN SUSTITUTO DE LA GOMA ELÁSTICA.

El "Scientific American" correspondiente al 30 de noviembre de 1901, dice que el retoño de la planta denominada "greasewood," que crece en las Montañas Rocallosas, contiene un zumo lácteo de que puede sacarse goma. Su parte sólida también contiene una goma resinosa, soluble en bisulfito de carbono y en otros disolventes de goma elástica ya conocidos, como por ejemplo, el hidrocarburo. Dos inventores han descubierto un método para hacer goma elástica artificial del zumo antedicho. La planta se exprime entre cilindros, que aflojan la corteza y trituran la fibra leñosa de las espigas mayores. Entonces toda la masa se coloca dentro de una vasija, la cual se agita mecánicamente, y se la somete á la acción del bisulfito de carbono, la nafta ú otro disolvente de goma elástica.

Después de someterse algunas horas á la acción de éste, y de aplicarse el calor, si es necesario, se cuele el líquido y se le coloca en una vasija cerrada, extrayéndose el disolvente volátil por medio del calor. Después se lava con agua caliente la masa de goma que se ha de volatilizar en el alambique ó recipiente, y se la pasa varias veces por los cilindros. La goma resultante tiene un color moreno, es muy flexible, elástica y combustible, y parece poseer los rasgos característicos de la goma elástica, salvo que tiene un olor un tanto balsámico que se diferencia del olor de la que se usa en el comercio. La goma puede vulcanizarse agregándole una cantidad de azufre, lo mismo que se hace con el caucho ordinario.

LA INDUSTRIA DE LA SAL.

La Oficina del Censo ha expedido un informe relativo á la industria de la sal de los Estados Unidos, en el cual se expresa que en 1900 había 159 salinas con un capital de \$27,123,364. El valor de la producción correspondiente al año fué \$7,966,897, y el total de los gastos ascendió á \$6,507,169. La producción de sal en los Estados Unidos ha aumentado constantemente desde el año de 1850. En los últimos cincuenta años, el capital empleado ha aumentado de \$2,640,885 á \$27,123,364, al paso que el valor del producto ha aumentado de \$2,222,245 á las cifras ya mencionadas.

LA INDUSTRIA DEL AGUARRÁS.

La Oficina del Censo expidió el 11 de noviembre de 1901 un informe preliminar relativo á la industria del aguarrás y la brea en los Estados Unidos. Dicho informe muestra la extensión de esta industria en el

año de 1900 en que se tomó el censo, comparado con el año de 1890. Según este informe, el valor total de los dos productos derivados de una misma fuente el año de 1900 fué \$20,344,888, comparado con el valor total en 1890 que ascendió á \$8,077,379. En 1900 el número de los establecimientos productores era 1,502 y 670 en 1890. El capital invertido hasta que se hizo la última comparación representaba un total de \$11,832,845, comparado con un total general de \$4,063,379 en 1890. El número de empleados en 1900 ascendió á 41,864 y á 15,266 en 1890. El total de sueldos pagados en 1900 ascendió á \$8,390,632, en tanto que en 1890 la suma total pagada sólo alcanzó á \$2,933,547.

HAITÍ.

INDUSTRIA DEL CAFÉ.

El Cónsul General de Bélgica, en Haiti envió recientemente á su Gobierno un informe relativo á la industria del café en aquella República, del cual se extracta lo siguiente:

En la actualidad los cafetales en Haití comprenden un área de 50,000 hectáreas (ó sea 125,500 acres). El cafeto se introdujo en país en 1715, poco más ó menos, y su cultivo se aumentó rápidamente. Los agricultores conocen muy pocas regiones que reúnan en un grado mayor que ésta, las condiciones esenciales para este cultivo, á saber, fertilidad del terreno, calor, humedad y otras condiciones generales. Dícese que las colinas, cuya altura varía desde 1,300 hasta 1,600 pies, son especialmente propicias para el cultivo de dicha planta. La siguiente relación muestra el número de libras de café exportadas de la República durante los años que á continuación se mencionan:

1894-95	75,371,665	1897-98	67,437,593
1895-96	47,643,451	1898-99	61,622,184
1896-97	73,057,397	1899-1900	72,122,781

Hay un derecho de exportación de \$3.86 $\frac{3}{4}$ por quintal que se impone á todo el café que sale de la República.

MÉXICO.

LAS OPORTUNIDADES QUE OFRECE EL ESTADO DE TAMAULIPAS.

Dice el "Monterrey Times" que el Estado de Tamaulipas era uno de menos poblados y menos conocidos de México, hasta que se construyó el Ferrocarril de Monterrey al Golfo Mexicano. Gracias á la terminación de esta línea y á las mejoras que el Gobierno introdujo en

Tampico, se obtuvo el desarrollo de dicho Estado, y aunque el Ferrocarril del Golfo ha tenido algunos años muy malos, los trabajos se han continuado con constancia á pesar de las dificultades que ha sido necesario vencer, y los resultados justifican, con creces, el tiempo invertido y el trabajo. Se ha demostrado que los ricos valles del sur de Tamaulipas, con su gran abastecimiento de agua, se prestan á convertirse en una fuente casi inagotable de producción, de que podrán obtenerse las primeras frutas y legumbres para los mercados de los Estados Unidos. Se cree que en el curso de diez años, los grandes centros mineros, comerciales y fabriles del norte de Texas obtendrán de Tamaulipas sus abastecimientos de azúcar, arroz, legumbres y frutas.

NOTAS DIVERSAS.

El "Nouveau Monde" anuncia que el Señor DON SEBASTIÁN DE MIER presentó hace poco en París, sus credenciales como Embajador Extraordinario y Ministro Plenipotenciario de México, cerca del Gobierno Francés. Hubo el canje de las felicitaciones de costumbre.

El día 15 de octubre de 1901, el Gobierno de los Estados Unidos concedió una patente número 684573 á Mr. HENRY W. HOWE, residente en la ciudad de México, por su invento denominado "un cerrador de sacos."

EL COMERCIO DE GÉNEROS DE ALGODÓN.

Un informe acerca del comercio de México, publicado recientemente en el "British Trade Journal," trata principalmente del comercio de géneros de algodón de la República, y dice que hace menos de cincuenta años que la mayor parte del comercio de México en este artículo se hacía con casas inglesas. En dicho país, el comercio general con la Gran Bretaña estaba también en un estado bastante floreciente hasta 1872 y 1873, pero desde la inauguración de los ferrocarriles Central y Nacional Mexicanos, los fabricantes de los Estados Unidos han aumentado anualmente sus transacciones, sobre todo en géneros de algodón. Aludiendo á las condiciones de los negocios en general, el informe dice que en la actualidad el comercio británico se limita á unas cuantas agencias (por no existir establecimientos comerciales de importancia), que se hacen cargo de cumplir las órdenes por medio de muestras y catálogos.

Refiriéndose especialmente al comercio de géneros de algodón, se hace constar que las importaciones de esta clase de mercancías muestran una gran disminución tanto en cuanto á la cantidad como al valor de las mismas. En 1900, la cantidad importada fué 42,599,263 yardas, contra 49,029,863 yardas en 1899, en tanto que el valor correspondiente á los dos años fué £728,867 y £741,556, respectivamente. La disminu-

ción parece haber ocurrido principalmente en los géneros de algodón de menos de treinta hilos, puesto que en el año referido el número de yardas importadas sólo alcanzó á un total de 15,374,634 contra, 21,459,474 en 1899, y 16,203,118 en 1898. En este ramo especial encuentra el Reino Unido la mayor competencia, no sólo por parte de las fábricas mexicanas, sino también por parte de los Estados Unidos. En 1900 la producción de géneros de algodón por piezas fué \$11,802,986 piezas, contra 10,782,349 de 1899, y representaban un aumento de cerca de 9.5 por ciento. Los datos estadísticos publicados correspondientes al 31 de diciembre de 1900, acusan que el número de fábricas de géneros de algodón que pagan contribuciones al Gobierno era 149, de las cuales 15 estaban cerradas, en tanto que en la misma fecha en 1899, el número de fábricas era 137, y 10 de ellas estaban cerradas para efectuar reparaciones ó introducir mejoras en ellas. Este aumento en el número de fábricas y en el producto consiguiente, ha producido el efecto correspondiente en el mercado de importación.

La existencia que hay en la actualidad, así la parte importada como la de fabricación doméstica, es mayor que la demanda, y el resultado es que varias fábricas han tenido que trabajar menos horas ó cerrarse por completo. Este estado de los negocios ha de continuar necesariamente hasta que se haya consumido el sobrante, y las importaciones del extranjero tendrán que disminuir en proporción al aumento del producto nacional. El sistema que en la actualidad han adoptado muchas de las fábricas, consiste en doblar la pieza de la misma manera que se hace en el extranjero, y poniéndole una marca en inglés, se hace muy difícil para una persona que no sea entendida en la materia, distinguir entre uno y otro artículo, especialmente por el hecho de que los diseños que se emplean son muy semejantes. Los precios al por menor varían desde 8 centavos hasta 15 centavos por metro. Además de los géneros en piezas, las fábricas de la República en 1900 produjeron 4,256,529 libras de hilo de algodón, que se usa casi enteramente en la fabricación de los rebozos ó chales de este material que usan las mujeres de todas las clases sociales, y cuyos precios varían, según la calidad, desde \$1.25 hasta \$50 cada uno.

DEPÓSITOS DEL FERROCARRIL DE PROGRESO.

El ferrocarril de Mérida y Valladolid, con su extensión de Mérida á Progreso, según el "Mexican Herald," ha obtenido del Gobierno Federal una concesión para el establecimiento de depósitos en Progreso, donde las mercaderías extranjeras podrán ser canjeadas y depositadas hasta que los derechos de aduana sean pagados. El capital ha sido fijado en \$1,000,000, con poder de aumentarlo si fuera menester. La compañía del ferrocarril ha depositado en el tesoro federal, como garantía, la suma de \$100,000 en bonos del tres por ciento de la deuda

interior. La compañía gozará de exención de derechos é impuestos á más de ciertos privilegios durante el período de 25 años. La concesión es por 40 años.

ARREGLOS POSTALES.

El Gobierno mexicano ha expresado al Departamento de Correos en Washington el deseo de que los derechos de aduana impuestos sobre artículos enviados por el correo de los Estados Unidos para entregarse á personas en la Ciudad de México, sean en adelante aforados en Nuevo Laredo, México. De acuerdo con esta solicitud el Departamento de Correos de los Estados Unidos ha ordenado á todas las estafetas de los ferrocarriles, autorizadas para el canje de correspondencia con las estafetas en México que esta clase de correspondencia sea enviada á Nuevo Laredo.

SANEAMIENTO DEL PUERTO DE VERACRUZ.

Según el texto de la concesión otorgada á PEARSON y CIA. para el saneamiento y provisión de agua potable del primer puerto de la República, los trabajos han sido contratados en la suma de \$3,964,493.94, siendo el precio de las obras del saneamiento \$1,713,998.94 y el de las obras de aguas potables y filtradas \$2,250,495.

EXPORTACIÓN DE HENEQUÉN.

Durante el mes de septiembre próximo pasado, se exportaron 44,646 pacas de henequén, con un peso de 7,280,643, kilos. El valor de esa exportación, al precio medio del producto, fué de \$2,540,944.41.

NUEVA INSTITUCIÓN AGRÍCOLA.

Es probable que dentro de poco tiempo se establezca en el país una estación agrícola experimental, como las que tan buenos resultados han dado para el desarrollo de la agricultura en los Estados Unidos y otros países de Europa. El Sr W. D. OWEN, presidente de la Compañía Agrícola de Ubero, presentó el Gobierno mexicano un proyecto relativo al establecimiento de dicha estación, ofreciendo el terreno necesario, y pagar, además, una suma no menor de \$5,000 oro que se invertirán en hacer los principales gastos, si el Gobierno acepta el proyecto.

RECURSOS NATURALES DE LA BAJA CALIFORNIA.

"La Soberanía Popular," periódico que se publica en La Paz, capital del distrito de La Baja California, en un artículo reciente relativo á esa parte de la República mexicana, dijo que la mayor parte de los terrenos de esa región son minerales, siendo así que la atraviesa una prolon-

gación de las montañas de la Sierra Nevada. Las minas de Boleo y el Progreso son bien conocidas, y Calmalli, Rosarito y la famosa mina de Santa Clara son también centros mineros importantes. Son igualmente muy conocidas las pesquerías de conchas, de ostiones y de Carey en la bahía de La Paz (que es una parte del Golfo de California) y las salinas de la isla del Carmen. Los terrenos de esa región son muy fértiles, y el inconveniente principal no lo constituye tanto la sequía como el abandono de los cultivadores. El cultivo de la vid y la fabricación de vinos y aguardientes constituyen la industria principal de los habitantes, siendo así que la exportación de estos productos es la fuente principal de renta de la península.

NOTAS DIVERSAS.

El "Diario Oficial" correspondiente al 11 de octubre de 1901 contiene los pormenores de un contrato celebrado entre el Gobierno mexicano y la sociedad de S. PEARSON & SONS, para llevar á cabo la obra de saneamiento de la ciudad de Veracruz. El costo total se calcula en \$4,000,000, en plata.

Con el nombre de "La Rescatadera," se ha formado una compañía en Bruselas, para explotar minas en México. Su capital social es 1,000,000 de francos.

NICARAGUA.

CONDICIONES MINERAS Y AGRÍCOLAS DE RAMA.

El Señor J. P. MORGAN en una comunicación dirigida al BOLETÍN MENSUAL, fechada en Rama el 23 de diciembre de 1901, dice que, á su juicio, los habitantes de otros países no tienen una idea correcta de Nicaragua y de los recursos naturales del país. Durante sus extensos viajes por la América Central y del Sur, ha encontrado pocos países que superen á Nicaragua en ventajas naturales, siendo así que su clima es muy salubre, la fiebre amarilla desconocida, aún en la costa del Atlántico, el terreno sumamente fértil, y los habitantes inteligentes y por lo general activos y gozando de prosperidad.

Las industrias mineras y agrícolas son muy extensas y lucrativas. En el Departamento de Zelaya hay muchas plantaciones de goma elástica, y se dice que en una de ellas hay 500,000 plantas en estado de desarrollo. En todos los puntos del departamento hay plantaciones de plátanos, y en los alrededores de Rama se encuentran algunas minas muy ricas. Una mina denominada "El Mico," ubicada á una distancia de Rama, que puede andarse en 6 ó 7 horas á caballo, en la actualidad emplea un molino de 20 trituradores y un gran número de obreros. La roca de donde se toma el mineral tiene 22 pies de espesor, y hay

Los productos de toda la renta aduanera en 1899 habían sido \$2,389,050.60, ó sea \$612,175.10 ménos que en 1900.

El valor total de las importaciones en Nicaragua en 1900 fué de \$2,577,964.52 en oro, distribuidos como sigue:

Por Corinto.....	\$1,371,841.68
Por Bluefields.....	715,600.84
Por El Castillo.....	356,796.05
Por San Juan del Sur.....	133,721.95
Total.....	2,577,964.52

El de las exportaciones ascendió á \$8,542,646.80, en moneda nacional, distribuidos como sigue:

Por Corinto.....	\$4,352,838.10
Por Bluefields.....	2,927,065.08
Por El Castillo.....	1,136,786.24
Por San Juan del Sur.....	125,957.38
Total.....	8,542,646.80

Reduciendo á oro esta suma, al tipo corriente, se tiene \$2,577,964.52.

Resulta, pués, que la exportación excede á la importación, calculando por valor, en oro, no menos que en \$269,584.41.

La renta de licores produjo en Nicaragua en 1900 la suma de \$992,799.17.

En 1899 había llegado sólo á \$959,087.35, ó sea \$33,711.82, menos que en 1900.

DEUDA EXTERIOR.

Nicaragua no tiene otra deuda exterior que la llamada "inglesa," contraída en 1886.

El total del empréstito, que entonces se negoció en Londres, fué por 285,000 libras esterlinas ó \$1,425,000, con intereses al seis por ciento, sin amortización. El pago se garantizó con hipoteca del ferrocarril nacional hasta la cantidad de 200,000 libras, ó \$1,000,000, y con la Aduana de Corinto por el resto.

En 1895 se hizo un arreglo entre el Gobierno de Nicaragua y el Consejo de tenedores de bonos, por el cual, entre otras cosas, se redujo el interés á $4\frac{1}{2}$ por ciento.

Los bonos nicaragüenses que á raíz de este arreglo se cotizaban con trabajo en la Bolsa de Londres á 42, se venden hoy en el mismo mercado á 61, y aumenta la demanda.

PERÚ.

EL COMERCIO DE CEMENTO.

En el Perú, con excepción de unos cuantos hornos de poca importancia, no existen fábricas de cemento. En 1897 las importaciones perua-

nas de cemento ascendieron á 1,348 toneladas, de las cuales 1,212 vinieron de Alemania, 88 de Inglaterra, y 48 de Chile. El siguiente año las importaciones alcanzaron á 2,348 toneladas, habiéndose importado de Alemania un 75 por ciento, un 14 por ciento de Chile, y el 11 por ciento restante de Inglaterra y Bélgica. Durante el año de 1899, que fué el último en que pudo utilizarse dicha estadística, las transacciones continuaron aumentando y llegaron á 3,662 toneladas. Los países exportadores durante este período fueron los siguientes: Alemania, 2,895 toneladas; Bélgica, 423 toneladas; Inglaterra, 172 toneladas; los Estados Unidos, 165 toneladas; Chile, 5 toneladas, é Italia, 2 toneladas.

Á juzgar por los edificios, pavimentos y aceras que están en vía de construcción en Lima, hay razón para creer que las cifras correspondientes á los años de 1900-1901, serán mayores que las de los años anteriores. La introducción de cemento alemán, que comenzó hace ya muchos años, le ha proporcionado á dicho país una ventaja con la cual es muy difícil competir, en tanto que ciertos contratistas y arquitectos le dan una fama al cemento alemán que los peritos en la materia declaran que, por lo menos, es exagerada. La única ventaja verdadera que existe en la importación del cemento alemán en la actualidad, consiste en los métodos de transporte y en la venta por medio de consignaciones.

Los agentes exportadores de Hamburgo saben sacar el mejor partido posible de los buques de vela que van á Chile y al Perú, remitiendo grandes cargamentos á los dueños de buques, los cuales se envían como balastre, ó á tipos de flete muy bajos, por no haber otras mercancías pesadas ó adecuadas para embarcarse en buques de vela á estos países. Esto hace que el fabricante alemán pueda vender á un precio mucho más bajo y realizar, no obstante, una ganancia lucrativa. Por consecuencia, si los fabricantes de cemento extranjeros desean crear un mercado consumidor importante y permanente en El Perú, tienen que fijar el precio de sus productos de manera que puedan competir ventajosamente con los precios de Alemania.

SALVADOR.

RIQUEZA DEL IZOTE.

La planta tan usada en el país para cercas, que en él y en México se llama izote y que los botánicos conocen con el nombre de *yuca gloriosa*, *yuca filamentosa*, es una verdadera riqueza que hasta ahora se ha desperdiciado y que de hoy en adelante se puede aprovechar, exportando la fibra de sus hojas. La casa comercial de Amsinek y Compañía de New York ha ofrecido quince centavos por libra de las fibras del

izote; pidió dos mil toneladas á la República mexicana y no se le han podido mandar. La fibra del izote es muy apreciada en los mercados manufactureros, por sus notables cualidades, pues á su finura y suavidad reúne una resistencia notable. La planta tiene unas cien hojas poco más ó menos, de dos á tres pies de largo y dos á tres pulgadas de ancho.

PROSPERIDAD DE LA REPÚBLICA.

El Presidente del Salvador, en su Mensaje al Congreso, enviado el 20 de febrero de 1901, dió cuenta del estado de las rentas y del comercio en el orden que sigue:

Los ingresos del Gobierno en 1900 ascendieron á \$6,337,729.06, distribuidos en esta forma:

Derechos de importación	\$3,473,162.03
Derechos de exportación	550,410.86
Renta de licoros	1,827,961.76
Otras fuentes	486,194.41
	6,337,729.06

Comparada esta suma con la obtenida por los mismos conceptos el año anterior, se nota un aumento de \$1,857,274.45.

Añadiendo á los \$6,337,729.06 de ingresos fiscales, lo obtenido por empréstitos, \$269,098.82, y el saldo en caja del año anterior, resulta que el Gobierno contó con un total de \$6,784,751.31 para hacer frente á sus obligaciones.

Los egresos ascendieron por todos conceptos á \$6,751,027; de manera que quedó un saldo de \$33,724.44.

La exportación por todos los puertos de la República, representada por 365,499 fardos, fué por valor de \$9,142,690.

Las importaciones ascendieron, también en valor, á \$6,000,570.

El exceso de la exportación sobre la importación fué por tanto de \$3,142,120.

Los siguientes artículos fueron exportados de Nueva York para el Salvador, durante el año que terminó el 30 de junio de 1901:

Frazadas	\$167,525	Almidón	\$4,513
Maquinaria	55,222	Cueros	4,549
Drogas	41,466	Petróleo	882
Alambre	23,297	Artículos misceláneos	48,683
Acete	9,061		
Ferretería	9,422	Total	369,697
Utensilios eléctricos	5,077		

PRODUCTOS MINERALES.

Los principales productos minerales de la República son las piedras de construcción, el yeso, los minerales de plata, plomo, estaño, hierro, mercurio, antimonio, oro y cobre, el cristal de roca, la piedra caliza y el carbón de piedra.

Las principales distritos minerales del Salvador son tres, á saber, el de San Miguel, el de Cabanas y el de Metapán.

Los minerales más ricos del distrito de San Miguel se encuentran en el departamento de este nombre y en los de la Unión y Morazán. Abundan en estas lugares el sulfuro y el cloruro de plata. Hay también minas de oro, de las cuales las más notables son las llamadas San Bartolo, Capetillos y el grupo de Eva.

En el distrito de Cabañas, que es considerado como más rico que el de San Miguel, hay muchas minas de oro, y entre ellas las de San Enrique, La Cola del Toro, El Compañero, el Cerro de Avila y La Pepita. En el lugar llamado Charlatenango se encuentran cobre y manganeso.

El distrito de Metapán se distingue principalmente por sus minas de hierro. Tiene también minas de zinc, plomo, cobre, plata y oro.

URUGUAY.

DECRETO SOBRE LA MONEDA DE NÍQUEL DADO EN MONTEVIDEO, 13 DE NOVIEMBRE DE 1901.

Habiendo recibido el Banco de la República Oriental del Uruguay, procedente de la Casa de Moneda de Berlín, la primera partida de moneda vellón de níquel, cuya acuñación y circulación autorizó la ley de 6 de diciembre de 1900, el Presidente de la República acuerda y decreta:

ARTÍCULO 1°. Póngase desde el día de mañana 14 en circulación la referida moneda de níquel importante en trescientos cincuenta y cuatro mil cuatrocientos pesos (§354,400) distribuida como sigue: doscientos sesenta mil pesos (§260,000) en piezas de cinco centésimos (§0.05), cincuenta y nueve mil cuatrocientos pesos (§59,400) en piezas de dos centésimos (§0.02), y treinta y cinco mil pesos (§35,000) en piezas de un centésimo (§0.01); así como las demás partidas que sucesivamente se reciban hasta completar la suma de quinientos mil pesos (§500,000), autorizada por la ley.

ART. 2°. En cumplimiento del artículo 8° de la ley citada, que acuerda un plazo de ocho meses para la conversión y retiro total de la moneda de cobre, fíjase el período comprendido entre el día 14 del corriente noviembre y el día 13 de julio de 1902.

ART. 3°. Comuníquese, publíquese, etc.

VENEZUELA.

DEPÓSITOS DE CARBÓN DE PIEDRA.

“The Mining Journal” de Londres, dice que según informes de Mr. E. CORTESSES, ingeniero de minas europeo, el carbón de piedra se

encuentra extensamente esparcido por toda Venezuela. Dicho carbón pertenece á la época oligocena. Los principales depósitos se encuentran al sur de Carúpano y cerca de los ríos Casani, Naricional, Capirucual, Querecual y Aragnita. En el Naricional el carbón de piedra contiene 1.25 por ciento de humedad, 38.43 por ciento de elementos volátiles, y 2.83 por ciento de ceniza. La cantidad de coke que produce es un 58.49 por ciento, y la potencia calorífica es 9,052.8 calóricos."

SERVICIO DE CORREOS DE JULIO 1° DE 1900 Á JUNIO 30 DE 1901.

[De la "Gaceta Oficial" de Caracas, noviembre 15 de 1901.]

	Correo Interior.		Correo exterior.	
	Recibidos.	Despachados.	Recibidos.	Despachados.
Cartas.....	972,105	905,455	539,706	345,647
Oficios.....	114,100	124,327	5,304	9,413
Tarjetas postales.....	26,591	17,651	25,812	23,392
Certificados.....	45,266	50,502	43,326	22,390
Muestras.....	9,131	9,696	31,536	19,483
Impresos.....	1,433,184	1,134,596	720,160	178,235

DERECHO DE EXPORTACIÓN SOBRE EL GANADO.

El Presidente Provisional de los Estados Unidos de Venezuela, en uso de las atribuciones de que está investido por el Acuerdo de la Asamblea Nacional Constituyente, fechado el 28 de marzo del corriente año, decreta:

ARTÍCULO 1°. Se crea transitoriamente el impuesto nacional de ocho bolívares por cada res vacuna que se exporte para el extranjero, con excepción de las vacas.

ART. 2°. Por cada vaca horra que se exporte para el extranjero, se pagará el impuesto de veinte bolívares, debiendo los interesados solicitar del Ministerio de Hacienda permisos especiales para cada embarque.

ART. 3°. El presente Decreto empezará á regir desde su publicación en la "Gaceta Oficial," y el Ministro de Hacienda queda encargado de reglamentarlo y cuidar de su ejecución.

ART. 4°. Dése cuenta al Congreso Nacional en sus próximas sesiones.

Dado, firmado, sellado con el Sello del Ejecutivo Nacional y refrendado por el Ministro de Hacienda, en el Palacio Federal de Caracas, á 26 de noviembre de 1901. Año 91° de la Independencia y 43° de la Federación.

CIPRIANO CASTRO.

DECRETO SOBRE DROGAS.

El Presidente Provisional de los Estados Unidos de Venezuela, en uso de las atribuciones de que está investido por el Acuerdo de la Asamblea Nacional Constituyente, sancionado el 28 de marzo del corriente año, decreta:

Bull. No. 1—02—13

ARTÍCULO 1°. Las drogas, medicinas y productos químicos patentados, que se introduzcan por las Aduanas de la República, pagarán el derecho de sexta clase por kilogramo, peso bruto, quedando así comprendidos en dicha sexta clase del Arancel de Importación.

ART. 2°. El 50 por ciento del producto de este derecho, se destina al fomento de la Renta de Instrucción Pública.

ART. 3°. Quedan comprendido en este Decreto las drogas, medicinas y productos químicos que salgan del puerto de su procedencia, desde el día 10 inclusivo del presente mes.

ART. 4°. Los Ministros de Hacienda y de Instrucción Pública quedan encargados de la ejecución de este Decreto, correspondiendo al primero su reglamentación.

Dado, firmado, sellado con el Sello del Ejecutivo Nacional y refrendado por los Ministros de Hacienda y de Instrucción Pública, en el Palacio Federal de Caracas, á 6 de diciembre de 1901. Año 91° de la Independencia y 43° de la Federación.

CIPRIANO CASTRO.

BIBLIOGRAFÍA.

En esta sección del Boletín Mensual se tratará de los libros y folletos enviados á la Oficina de las Repúblicas Americanas, que se refieren á asuntos relacionados con los países de la Unión Internacional de Repúblicas Americanas.

El canje de publicaciones de Centro y Sud América puede efectuarse por conducto de la "Smithsonian Institution," Washington, D. C., por medio de las agencias de distribución que tiene en aquellos países, y que son las siguientes:

Argentina: Museo Nacional, Buenos Aires.

Bolivia: Oficina Nacional de Inmigración, Estadística y Propaganda Geográfica, La Paz.

Chile: Universidad de Chile, Santiago.

Colombia: Biblioteca Nacional, Bogotá.

Costa Rica: Oficina de Depósito, Reparto y Canje Internacional, San José.

El Salvador: Museo Nacional, San Salvador.

Guatemala: Instituto Nacional de Guatemala, Guatemala.

Honduras: Biblioteca Nacional, Tegucigalpa.

México: Todos los envíos gozan de la franquicia del correo.

Nicaragua: Ministerio de Relaciones Exteriores, Managua.

Paraguay: Oficina General de Informaciones y Canje y Comisaría General de Inmigración, Asunción.

Perú: Biblioteca Nacional, Lima.

Uruguay: Oficina de Depósito, Reparto y Canje Internacional, Montevideo.

Venezuela: Museo Nacional, Caracas.

"La América Central y del Sur," es el título que llevan dos tomos de geografía y viajes que ha preparado A. H. KEANE, Miembro de la Real Sociedad Geográfica, publicados por la casa de STANFORD, de Londres, después de haberlos revisado cuidadosamente Sir CLEMENTS R. MARKHAM, Miembro de la Real Sociedad. El primer tomo trata exclusivamente de la América del Sur en tanto que en el segundo se trata extensamente de la América Central. La obra está profusamente ilustrada, habiéndose copiado los grabados y mapas de la obra titulada "Stanford's Compendium of Geography and Travel."

"De Buenos Aires al Iguazú: Crónicas de un viaje periodístico á Corrientes y Misiones." El título que antecede indica la índole de un interesante libro escrito por el Señor DON MANUEL BERNÁRDEZ y publicada en Buenos Aires en 1901. Dicha obra contiene una relación amena y bien ilustrada de un viaje de Buenos Aires á las Caídas del Iguazú, que el autor opina que son la mayor maravilla de toda la América. Dice que son 40 pies más altas y 2,500 yardas más anchas que las del Niágara, y que sus alrededores son más pintorescos que los de estas últimas.

La edición correspondiente al mes de septiembre de 1901 de la "Revista Comercial é Industrial de Minas," de Santiago, Chile, se consagra principalmente á hacer una descripción del proyectado ferrocarril desde Pedegua á Chileco. Este número contiene asimismo un artículo conmemorativo muy apropiado del difunto presidente DON FEDERICO ERRÁZURIZ, cuya muerte, acaecida cuando estaba ya próximo á terminar su período presidencial, causó un duelo sincero en toda la República, y fué causa de que se recibieran pésames sentidos de todo el mundo civilizado.

La casa editora de E. P. DUTTON & Co., de Nueva York, anuncia lo que se dice ser el primer libro sobre el tabaco y su uso desde que apareció el de FAIRHOLT sobre el mismo tema en 1859, y dicho libro, escrito por W. A. PENN, lleva el título de "The Sovereign Herbe." La expresada obra resulta ser una historia completa de la planta, y ha de comprender otros muchos detalles nuevos que jamás se habían considerado en conjunto. Este asunto es de gran interés para todos los países americanos, puesto que la mayor parte de ellos cultivan el tabaco ya para el consumo doméstico, ya para la exportación, como materia prima ó elaborado.

La "Mining and Engineering Journal" correspondiente al mes de octubre de 1901 consagra un espacio considerable á un estudio de las

industrias mineras y metalúrgicas de México. Estudia la geología general del país y advierte que ésta indica haber abundantes depósitos de minerales metalíferos, principalmente oro, plata, plomo y cobre, y dice, además, que la faja de terresio que se extiende entre Chihuahua por el norte y Oaxaca por el sur es probablemente la región argentífera más rica del mundo entero. El artículo está acompañado de varias tablas, mapas y grabados que no sólo comprenden las condiciones conocidas é indicadas de las minas sino que también trata de los métodos que se aplican para obtener los minerales.

Un Boletín del Departamento de Agricultura de los Estados Unidos, publicado recientemente, trata extensamente del cultivo de la piña y de las operaciones generales relacionadas con su producción en gran escala. Se hace una historia de la familia de la piña (*Bromeliaceae*) y se comenta el hecho de su descubrimiento como un producto alimenticio utilizable que coincidió con la exploración de la América del Sur por los españoles. Cuba, Puerto Rico, las Islas Bahamas, Jamaica, San Salvador y Trinidad abastecen de piña á los Estados Unidos, y se dice que el área actual cultivada en este país aumenta continuamente. Este Boletín lo ha publicado el Departamento con el fin de estimular este ramo de cultivo de frutas, y trata de una manera adecuada de todos los hechos que se relacionan con el cultivo, la venta de la cosecha, el terreno, la recogida, el las embarque, los mercados, los precios, las abonos, la siembra, el riego, el envase y enfermedades de la planta.

BOLETIM MENSAL

DA

SECRETARIA DAS REPUBLICAS AMERICANAS,

União Internacional das Republicas Americanas.

VOL. XII.

JANEIRO DE 1902.

No. 1.

REPUBLICA ARGENTINA.

DESCOBRIMENTO DE OURO.

O "Montevideo Times" annuncia que se descobriu ouro nas areias da costa da Republica Argentina na vizinhança do Cabo das Virgenes. O Governo recebeu uma petição para exploração de ouro em uma area de 100,000 metros quadrados. Tambem solicitaram permissão para examinar uma secção da costa que fica entre o Cabo das Virgenes e Canadon Lucacho, assim como para explorar certas secções da Terra do Fogo onde se suppõe existir ouro.

SERVIÇO de VAPORES ENTRE BUENOS AIRES E OS PORTOS DO SUL.

O Consul Britannico em Buenos Aires informou ao seu Governo o estabelecimento pela HAMBURG SOUTH AMERICAN COMPANY de um serviço de vapores entre Buenos Aires e os portos do sul da Republica, inclusive Punta Arenas. Esta nova linha será denominada a "National Southern Line." e fará viagens de 20 em 20 dias a partir de 15 de Outubro. Dous paquetes de 4,000 toneladas cada um serão empregados neste serviço. Diz-se tambem que até Maio de 1902, o Governo argentino offerecerá passagem gratis nos paquetes nacionaes a individuos e familias que comprarem terrenos nas regiões indicadas, assim como ao transporte de um numero limitado de animaes, carroças, instrumentos de agricultura, moveis e materiaes de construcção de cada familia.

BRAZIL.

POPULAÇÃO ESTRANGEIRA DO RIO DE JANEIRO.

Segundo estatisticas organizadas pelo Consul Geral da Allemanha em Rio, ha actualmente no Brazil 2,705,000 estrangeiros, divididos

por nacionalidades assim: Italianos, 1,300,000; Portuguezes, 800,000; Allemães, 300,000; Hespanhões, 100,000; Polacos, 80,000; Francezes, 10,000; Inglezes, 5,000; Norte Americanos, 500; outras nacionalidades, 110,000.

NOVA LINHA TELEPHONICA.

Estabeleceu-se communicação telephonica entre Aracajú, capital do Estado de Sergipe e as cidades de Alagoas e Pilar.

AS NASCENTES DO JAVARY.

O Sr. Dr. CRULS, director do Observatorio do Rio e chefe da commissão brazileira nomeada para verificar, conjunctamente com a commissão boliviana, a posição da nascente do Rio Javary, tributario do Amazonas pela margem esquerda, regressou a Manáos com seus ajudantes, depois de ter concluido sua missão, descobrindo a commissão mixta a 70° 1' 22" de latitude Sul um afluente do Javary até agora desconhecido.

ESTADOS UNIDOS.

REVISTA DO ANNO DE 1901.

O anno de 1901 começou para os Estados Unidos de America, considerados em conjuneto e como nação, em circumstancias de uma prosperidade nunca igualada. As cifras arrojadas pela estatistica do commercio e da industria do paiz mereceram com razão o epitheto de "pavorosas" com que o Presidente MCKINLEY as qualificou em seu discurso em Buffalo, na Exposição Pan-Americana, o 5 de Setembro do mesmo anno. A produção agricola, a das florestas e as minas, a das fabricas de todas as classes, havia chegado a ser, como é, tão enorme, que bem pôde dizer o lamentado Presidente com mais que ordinaria previsão e prudencia, que o problema que havia de resolver, e o que demandava urgente e immediata attenção, era o de encontrar mercados para o excesso de tanta riqueza. "Não devemos desançar na imaginaria segurança de que poderemos sempre vender todo o que produzimos em excesso do que consumimos e comprar pouco ou nada."

O consumo tinha augmentado em grande parte, porque, segundo o recenseamento do anno anterior, a população dos Estados Unidos tinha chegado a 76,303,387 habitantes, o que representa um augmento de 13,233,631 nos dez annos transcorridos desde 1890, ou seja mais de um milhão de habitantes por anno. Mas o problema estava em pé, sem embargo, e por reciprocidade ou de outro modo, era preciso cortar a plethora. Neste sentido se tem trabalhado com bastante exito durante o anno a que se refere esta revista.

O orçamento para o anno fiscal de 1901-1902, apresentado ao Con-

gresso em Dezembro de 1900, auctorizou o Governo a despendar a quantia de \$626,741,762.24, divididos assim por ordem de departamentos: Departamento de Estado, \$2,125,148.76; Departamento do Thesouro, \$158,869,136.43; Departamento da Guerra, \$176,658,345.75; Departamento da Marinha, \$88,913,248.76; Departamento do Interior, \$170,799,705.09; Departamento de Correios, \$6,295,877; Departamento de Agricultura, \$4,669,050; Secção de Trabalhos, \$177,980; Departamento da Justiça, \$6,993,170; Corpo Legislativo, \$10,956,700.45, e Poder Executivo, \$283,400. Segundo dados publicados pelo Departamento do Thesouro no dia 1º de Fevereiro de 1901, a quantia de dinheiro em circulação nos Estados Unidos naquella data era \$2,190,780,213, contra \$2,003,149,355 na mesma data do anno de 1900. Se calcula que para o 1º de Fevereiro de 1901, por termo médio, a cada um dos habitantes dos Estados Unidos correspondia \$128.38, calculando que a população era de 77,195,000. No dia 2 de Janeiro de 1901, só as instituições bancarias da cidade de Nova York repartiram em dividendos a enorme somma de \$140,000,000, o que mostra um augmento de \$10,000,000 sobre os dividendos pagos no anno anterior.

O relatório das transacções do Departamento do Thesouro do exercicio findo em 30 de Junho de 1901, indica que em nenhuma epocha na historia do paiz têm tido as condições financeiras uma base mais solida. As rendas ordinarias para o anno ascenderam a \$587,685,337, que é \$20,444,485 em excesso das rendas do anno de 1900. O total das despesas foi de \$509,967,353, o que deixa um saldo de \$77,717,984. O fundo de reserva de \$150,000,000 em ouro tem sido conservado intacto. A circulação monetaria do paiz foi augmentada durante o anno por \$88,000,000 em moeda de ouro, \$37,000,000 em moeda de prata, e quasi \$16,000,000, em bilhetes e certificados. A circulação por cabeça em 1º de Julho de 1901, era \$28.

O volume do commercio exterior dos Estados Unidos durante o exercicio que terminou o 30 de Junho de 1901, excedeu ao do anno precedente em \$66,004,407. O valor total deste commercio em 1900-1901 foi de \$2,310,428,573, contra \$2,244,424,266 para o exercicio de 1899-1900. O valor das mercadorias de todas as classes que se importaram durante o exercicio de 1901, foi de \$822,673,016, comparado com \$849,941,184 para o exercicio anterior, o que mostra uma differença para menos de \$27,268,168, ou seja 2.21 por cento.

Essa diminuição parece ser devida mais á redução experimentada nos preços de algumas das mercadorias estrangeiras importadas, que á uma contração no numero ou quantidade das mesmas. Isto se nota especialmente com respeito á seda crua, os couros e pelles, lã e a borracha.

A borracha importada nos Estados Unidos em 1900-1901 representa um valor de \$28,455,383, contra \$31,376,867 em 1899-1900, a quantidade de libras introduzidas nos dous annos em comparação sendo de

55,275,259 e 49,377,138, respectivamente. Respeito da lã, as importações diminuíram de 155,928,455 libras, no valor de \$20,260,936 em 1900, a 103,583,505 libras no valor de \$12,529,881 em 1901.

O valor total das exportações dos Estados Unidos em 1901, subiu a \$1,487,755,557, e como o das do anno anterior foi só \$1,394,483,082, resulta que tem havido um augmento de \$93,272,475, que equivale a um 6.69 por cento. A apparente diminuição havida nas exportações de manufacturas, importando em \$23,342,583, é devida principalmente á falta de estatísticas que mostrem as exportações para Hawai e Porto Rico, as quaes são calculadas em cerca de \$25,000,000, e consistiam principalmente de manufacturas. Ha sem embargo dous importantes artigos de exportação em que em vez de augmento resulta ter havido diminuição. Estes artigos são o cobre e os generos de algodão. Se suppõe que isto tem dependido de uma diminuição do pedido na Europa respeito do cobre, e da paralyzação do mercado chino a respeito dos generos de algodão por causa da guerra.

Os seguintes quadros representam a estatística official do commercio de importação e exportação dos Estados Unidos nos dous annos fiscaes de 1901 e 1900.

Estatística official.	1901.	1900.
IMPORTAÇÕES.		
Productos alimenticios e animaes vivos	\$222,227,898	\$218,510,098
Materia prima para usarse nas industrias nacionaes	269,763,404	302,426,746
Artigos manufacturados em todo ou em parte, introduzidos para servir como materias nas fabricas do paiz	79,080,716	88,433,549
Artigos promptos para o consumo	130,662,903	128,900,697
Artigos de uso voluntario, de luxo, etc	120,938,095	111,670,094
Total	822,673,016	849,941,184
EXPORTAÇÕES.		
Productos da agricultura	944,059,568	835,838,122
Productos das fabricas	410,509,173	433,851,756
Productos das minas	39,267,647	37,843,742
Productos das florestas	54,312,830	52,218,112
Productos da pesca	7,743,313	6,326,020
Miscelaneos	4,561,278	4,665,218
Total de productos nacionaes	1,460,453,809	1,370,763,571
Productos estrangeiros reexportados	27,301,748	123,719,511
Total geral	1,487,755,557	1,394,483,082

As importações que se fizeram livres de direitos em 1901 representaram o 43.27 por cento do total, enquanto que as de 1900 representaram o 43.21 por cento.

A importancia dos direitos aduaneiros arrecadados em 1901 ascendeu a \$238,786,741, enquanto que os cobrados o anno anterior só chegaram a \$233,164,871.

A importação de ouro em 1901 subiu a \$66,051,187, contra \$44,573,184 no anno anterior. A exportação do mesmo metal em 1901 representou \$53,179,137, contra \$48,266,759 no anno anterior. A importação de prata em 1901 foi por valor de \$36,384,041, contra \$35,256,302 do anno anterior. A exportação do mesmo metal em 1901 foi de \$64,285,180, contra \$56,712,275 do anno anterior.

O valor do algodão em rama, exportado pelos Estados Unidos, foi maior no exercício de 1901 que em todos os demais anteriores. Esse valor ascendeu no anno citado a \$313,673,443, contra \$241,832,737 no anno fiscal de 1900. A quantidade de algodão em rama, exportada em 1901, foi de 6,508,450 fardos, com um peso total de 3,330,890,448 libras, contra 6,090,144 fardos, com um peso total de 3,100,583,188 libras em 1900. Esta quantidade não foi tão grande, sem embargo, como nos annos de 1895, 1898 e 1899; porem, o preço por libra tem sido muito maior que o de qualquer outro anno. Durante os ultimos dez annos, as exportações de algodão têm dado a seus productores mais de \$2,000,000,000.

A quantidade de café entregue ao consumo na Europa e nos Estados Unidos no periodo dos dez annos transcorridos desde o 1º de Julho de 1891 até o 1º de Julho de 1901, representa um conjuncto de 124,277,610 saccas, o que dá para cada anno 12,427,761 saccas.

O café de todas as procedencias importado nos Estados Unidos durante a mesma década representa a quantidade de 50,531,347 saccos, ou seja, por termo médio, de 5,053,135 saccas por anno. O café importado de 1900 a 1901 representa 5,843,883 saccas, das quaes, 4,722,919 saccas foram importadas do Brazil e 1,120,964 saccas dos demais paizes. O preço médio por libra do café importado nos Estados Unidos em 1901 foi como segue: café do Brazil, 6.75 centavos; café dos outros paizes da America do Sul, 8.13 centavos; café do Mexico, 9.54 centavos; café da American Central, 10.01 centavos; café das Antilhas, 7.91 centavos.

As mercadorias importadas pelos Estados Unidos em 1901 procedentes das Republicas latino-americanas e suas possessões colonias ou de toda a America sulvo o Canadá e Porto Rico, foram no valor de \$212,599,851, contra \$180,591,514 no anno anterior, o que mostra um augmento em favor de 1901 de \$32,008,337, que equivale a um 17.72 por cento.

As exportações dos Estados Unidos para os mesmos paizes no anno que acaba de terminar representaram um valor de \$133,551,673, contra \$124,562,445, que foi o das do anno precedente, accusando por conseguinte um augmento de \$8,989,228, ou seja um 7.72 por cento.

O caeão é já um dos artigos mais importantes que se importam da America latina. Durante o anno economico que terminou o 30 de Junho de 1901, as importações que os Estados Unidos fizeram ascenderam a 45,924,353 libras, avaliadas em \$6,472,829, comparadas com 41,746,872 libras avaliadas em \$5,657,283, durante o anno economico de 1900.

Durante o anno economico de 1901-1902 a importação de gomma elastica crua nos Estados Unidos ascendeu a 55,275,529 libras, contra 49,377,138 libras importadas em 1900 e 51,063,066 libras importadas em 1899. O valor total destas importações foi \$28,455,383 em 1901; \$31,376,867 em 1900 e \$31,707,630 em 1899.

A seguinte tabella mostra as importações deste artigo em 1901 e 1900, segundo as respectivas procedencias:

Paizes.	1901.		1900.	
	Libras.	Valor.	Libras.	Valor.
Grã Bretanha.....	7,461,673	\$1,241,959	8,611,061	\$5,562,580
Allemanha.....	1,673,234	791,534	1,750,438	892,316
Outros paizes da Europa.....	7,851,828	4,807,637	6,626,648	1,776,999
America Central.....	1,279,099	679,001	1,428,224	792,650
Mexico.....	297,691	135,767	429,612	201,325
As Antilhas.....	45,578	17,757	12,291	1,638
Brazil.....	34,900,198	16,963,533	28,175,787	17,954,490
Outros paizes da America do sul.....	1,255,041	587,557	1,642,191	876,584
India.....	466,036	203,167	643,735	284,141
Outros paizes.....	42,131	21,171	66,033	31,322

Os Estados Unidos importaram bananas por valor de \$6,550,186 durante o exercicio de 1901, contra \$5,887,835 em 1900 e \$5,665,588 em 1899. Da America latina as importações foram como segue:

Paizes.	1901.
Da America Central.....	\$2,660,278
De Cuba.....	2,510,283
Das Antilhas britannicas.....	467,345
Da America do Sul.....	646,108
Total.....	6,284,014

O seguinte quadro mostra o valor total dos principaes productos tropicaes importados nos Estados Unidos durante o exercicio de 1901, com a proporção, até onde esta pôde determinar-se pelos relatorios preliminares da Repartição de Estatistica do Departamento do Thesouro, procedente da America latina:

Productos Tropicaes.	Valor total das importações.	Valor das importações procedentes da America latina.
Assucar.....	\$87,551,974	\$18,304,691
Café.....	62,861,399	59,333,221
Borracha.....	28,455,383	18,383,613
Fibras.....	22,932,506	8,067,548
Fructas e nozes.....	19,584,612	7,734,775
Tabaco não manufacturado.....	16,289,324	9,873,038
Gommas.....	6,639,139	* 753,696
Cacao.....	6,472,829	5,045,469
Algodão não manufacturado.....	6,787,613	488,000
Especiarias.....	3,563,046	* 333,530
Madeiras:		
Madeiras de construção.....	1,752,612	1,345,351
Toros.....	1,240,732	(b)
Madeiras de tinturaria.....	861,986	835,711
Seda não manufacturada.....	30,051,365	(c)
Chá.....	11,011,981	(c)
Arroz e farinha de arroz.....	2,286,337	(b)
Cortica e suas manufacturas.....	2,270,937	(b)
Raiz de alicunz.....	1,737,067	(b)
Casca de quina.....	1,025,516	(b)
Atil.....	1,402,891	(b)
Baumilha.....	875,229	(b)
Espunjas.....	717,550	(b)

* Não se pode obter estatísticas exactas.

^b Parte procedente da America latina.

^c Nenhuma parte procedente da America latina.

Durante o anno economico que terminou em 30 de Julio de 1901, os Estados Unidos importaram ouro e prata, em minério, em barra e em moeda pelos valores que seguem. Estas importações vão comparadas com as do anno economico anterior:

Paizes.	Ouro.		Prata.	
	1901.	1900.	1901.	1900.
América Central.....	\$68,953	\$68,330	\$82,126	\$1,063,854
México.....	6,348,531	1,545,966	29,480,370	29,723,002
As Antilhas.....	646,985	2,626,111	125,290	233,002
América do Sul.....	623,308	496,766	2,646,572	2,002,692
Total.....	8,187,777	8,217,173	33,054,658	33,022,540

Ao começar o anno de 1901, a estatística official mostra que os Estados Unidos occupavam o primeiro lugar entre as nações exportadoras do mundo. Ha menos de vinte e cinco annos que na lista das nações exportadoras correspondia aos Estados Unidos o quarto lugar. Em 1875 as exportações de artigos do paiz feitas pelos Estados Unidos, alcançaram a \$497,000,000, e em 1900 ascenderam a \$1,453,013,659, o que mostra um augmento durante aquelle periodo equivalente a 190 por cento. Comparando-se os valores das exportações dos Estados Unidos para 1900 e 1890, vê-se a seguinte porcentagem de augmento para a decada: As exportações para a Europa têm augmentado um 63 por cento; para Asia, um 163 por cento, Australia, um 132 por cento; Africa, um 416 por cento; Canada, um 108 por cento, e a America do Sul, um 20 por cento.

O exame do commercio de exportação dos Estados Unidos durante os primeiros nove mezes de 1901, comparado com o de outros paizes, mostra que a grande Republica todavia continua á cabeça das nações exportadoras. Não só têm sido maiores as exportações dos Estados Unidos em quanto a seu valor real, que as de qualquer outro paiz, mas a média mensal durante o anno de 1901 tem sido a maior até agora conhecida em igual periodo de tempo, havendo ascendido a \$113,935,020 por mez. O excesso das exportações sobre as importações durante o periodo alludido foi de \$399,270,546. De grande importancia têm sido os embarques de milho dos Estados Unidos para paizes estrangeiros. As cifras para os ultimos tres annos fiscaes são: 1899, 174,089,488 *bushels*; 1900, 209,318,284 *bushels*; 1901, 177,817,965 *bushels*, enquanto que para o anno commum de 1901, até 1° de Setembro, se exportaram 1,124,301,529 *bushels*.

Embarcaram-se no porto de Nova York, em Janeiro de 1901, com destino á Republica Argentina, materiaes typographicos por valor de \$60,000.

As exportações de prodnetos mineraes dos Estados Unidos têm augmentado enormemente nos ultimos annos. As exportações de ferro e de aço em 1900 ascenderam a \$130,000,000 em numeros redondos; oleos

mineraes de todas as classes, \$75,000,000; cobre, \$60,000,000; carvão de pedra e coke, \$22,000,000; ouro, \$52,787,523, e prata, \$59,272,668. De 1890 a 1900, as exportações de productos mineraes, não incluindo-se as de ouro e de prata, augmentaram um 218 por cento, ao passo que incluindo-se esses dous metaes preciosos, a proporção de augmento foi de 210 por cento.

Na reunião annual que celebron em Moscow, Russia, a Associação de Manufactureiros e Comerciantes se resolveu enviar peritos russos para os Estados Unidos afim de estudar os methodos americanos e, si for possivel, applical-os ao desenvolvimento do commercio russo, havendo-se reconhecido no curso da discussão que os Estados Unidos eram a nação commercial e industrial mais grande e progressiva do mundo. Os periodicos industriaes e commerciaes da Europa advertem a proxima competencia do azeite de milho americano, nos mercados havendo-se reconhecido que, desde o ponto de vista industrial, o dito azeite tinha um grande valor e era um digno rival, das classes mais antigas e conhecidas de azeite de comer.

Um grande impulso tem sido dado recentemente ao commercio entre a costa occidental dos Estados Unidos e os paizes latino-americanos do lado do Pacifico, e um grande numero de vapores capazes de conduzir carregamentos de grande tamanho tem invadido o campo, que estava antes occupado exclusivamente por uma companhia. Uma companhia de vapores está constrindo para este commercio um vapor de 5,000 toneledas, e outra companhia tem feito contractos para a construcção de quatro vapores de duas helices da velocidade de 18 nós e de 5,000 toneladas de capacidade, esses cinco vapores representando a somma de \$2,000,000 a \$3,000,000; porem, a perspectiva do desenvolvimento commercial com a America do Sul é tão brilhante que as duas companhias abrigam a esperanza de que receberão beneficios satisfactorios do desembolso do seu dinheiro.

Pode-se obter uma idea do grande desenvolvimento das industrias de ferro e aço, do facto de que os embarques médios por anno destes dous mineraes dos districtos mineiros do Lago Superior, durante os quatro annos corridos de 1897 a 1900 inclusive, se calculam em 60,000,000 de toneladas, enquanto que o total por quarenta annos atraz alcança a 110,000,000 toneladas, ou seja a média de 2,750,000 toneladas por anno. A producção do cobre tambem tem augmentado como resultado da grande procura deste metal nos ultimos annos, sendo de 67,163 toneladas metricas a producção no primeiro trimestre de 1901, contra 65,193 toneladas no mesmo periodo do anno anterior. Segundo dados officiaes a producção de carvão de pedra no anno de 1900 foi a maior que se tem visto, continuando os Estados Unidos em ser a nação que occupa o primeiro lugar entre as productoras deste artigo.

Houve um augmento na fabricaçção de materias para vias ferreas, notavelmente locomotivas e carros de aço. Á manufactura de trilhos

de aço foi dado grande impeto devido ao facto de que a superioridade do artigo Americano tinha sido demonstrada em todos os mercados do mundo.

Como prova do grande merito em que se têm na Allemanha as machinas agricolas fabricadas nos Estados Unidos, o dito paiz nomeou um perito especial para visitar as fabricas de machinas agricolas nos Estados Unidos e fazer um estudo cuidadoso do emprego de ditas machinas com o objecto de introduzil-as mais geralmente na Allemanha.

A reunião annual da Associação de Manufactureiros de Seda da America se effectuou o 26 de Março de 1901, e os relatorios sobre a condição da manufactura de sedas e a procura destas, foram verdadeiramente animadoras. Em consequencia de haver augmentado notavelmente a procura de artigos de seda, desde o principio do presente anno, são varias as novas fabricas que se tem installado. Um dos mais notaveis factores do desenvolvimento industrial do paiz durante o anno tem sido a produção do petroleo, poços de enorme capacidade productora tendo sido excavados em diversas partes da Republica, notavelmente no Estado de Texas.

Os navios construidos nos Estados Unidos e oficialmente enumerados pela Repartição de Navegação do Governo durante o anno fiscal que terminou o 30 de Junho de 1901, chegaram á cifra de 1,173, com 401,285 toneladas em bruto. Neste numero não se comprehendem os botes de canal, as eubarcções sem mastros, etc. Um resultado deste tamanho não se tem visto nunca mais que duas vezes na historia do paiz, ou seja em 1854 e em 1855, em que se chegou a 583,450 toneladas.

O valor total dos productos mineraes de todas as classes que se produziram no paiz durante o anno de 1900, é calculado pelo Director da Repartição de Estudos Geologicos em \$1,070,108,889, ou seja mais do dobro do total em 1890, que foi de \$619,512,173. Quando se considera que o total em 1890 foi mais do dobro do de 1880, anno em que ascendeu a \$360,319,000, pode-se ter idea do enorme desenvolvimento havido nas duas ultimas decadas.

Entre os productos metallicos, o ferro em linguados occupa o primeiro lugar, sendo no valor de \$259,944,000 em 1900. O cobre, com uma produção avaliada em \$98,494,039, occupa o segundo lugar; o ouro, com um valor de \$79,322,281, occupa o terceiro lugar, segue-lhe a prata, com um valor de \$36,958,537. Os valores do chumbo, zinco e aluminio tambem mostram um augmento consideravel comparados com os de 1890.

Entre os productos não metallicos, o carvão de pedra é a mais importante, sendo o carvão betuminoso no valor de \$221,133,513, e o carvão anthracite, no de \$85,757,851. O carvão constitue o 59.3 por cento do valor total dos productos não metallicos. Dizem os relatorios officiaes da Repartição de Estudos Geologicos que existiu bastantes territorios nos Estados Unidos ainda não explorados, sufficientes para abastecer o mundo de carvão por muitos annos.

A produção de algodão nos Estados Unidos, segundo as estatísticas do Departamento de Agricultura, para o anno de 1900-1901 é calculada em mais de 10,000,000 fardos. O cultivo do chá tem sido experimentado nos Estados Unidos por muitos annos em 1900. As plantações de chá da Carolina do Sul produziram 12 por cento mais que em 1899. Este producto vendeu-se a retalho por \$1 a libra, e em globo a preços que renderam ao Governo muito bons beneficios. O valor dos nove principaes productos agricolas dos Estados Unidos durante o anno de 1900 subiu á cifra de \$2,275,116,372, o que mostra um augmento de \$284,430,298 comparado com o anno de 1899. As fructas da California continuaram ganhando a supremacia nos mercados. A analyse chimica dos limões procedentes desta secção do paiz mostra que contém certas qualidades que os fazem superiores aos limões estrangeiros.

Os relatorios mensaes relativos á condição da lavoura apresentados pelo Departamento de Agricultura, foram publicados no BOLETIM MENSAL regularmente durante o anno.

Em principios de Janeiro de 1901, se começou a obra de lugar por cabo as differentes illas do archipelago Philippino e o navio *Burnside* collocou 600 milhas de cabo.

Uma das importantes medidas que o Governo tomou durante o anno foi o estabelecimento de uma Repartição Nacional de Atinação de Pesos e Medidas Legaes. De grande importancia tambem foi a circular expedida pelo Commissario de Navegação, dando instrucções destinadas a assegurar estatisticas uniformes da tonelagem dos navios que entram e sahem dos portos dos Estados Unidos.

No periodico intitulado "Dun's Review," correspondente ao mez de Janeiro de 1901, appareceu um interessante artigo sobre o custo relativo da vida nos Estados Unidos na actualidade, comparado com o de ha quarenta annos. Tomando em consideração todos os artigos de consumo e a quantidade que necessita cada individuo resulta que no dia 1º de Janeiro de 1901 com \$78.60 se pode comprar o que em 1860 não se tivesse podido conseguir por menos de \$100. A riqueza em 1860 se calculou em \$513.93 por cabeça, enquanto que para o primeiro de Janeiro de 1900 se estimava em \$1,232.05. O valor dos productos das manufacturas, a agricultura, a pesca e as minas se calculou em 1860 em \$60.39 por cabeça, e em 1900 alcançou a \$238.86. Segundo estatisticas officiaes, a extensão das vias ferreas da Republica no dia 30 de Junho de 1900, foi de 193,345.78 milhas, ou seja um augmento de 4,051.12 milhas comparada com o anno anterior. O numero de empregados foi de 1,017,653, e o capital empregado nas vias ferreas foi de \$11,491,034,960.

Desde o mez de abril de 1901, os vapores das diversas companhias sul-americanas de vapores que fazem viagens regulares entre San Francisco e portos da America do Sul, têm tocado nos diversos portos de Costa Rica, Guatemala, Nicaragua e Salvador, e têm recebido a bordo

cargas a preços que tem sido vantajosos aos exportadores. Também se diz que os vapores regulares de Panamá estão trazendo carregamentos da America Central e uma grande quantidade de café produzido naquellas regiões, que até agora havia sido sempre transportado através do istmo ou dando a volta ao Cabo de Horn, está agora levando-se para Nova York e a Europa por via de San Francisco.

No dia 1^o de Maio, a Exposição Pan-Americana de Buffalo foi aberta ao publico, ainda que a inauguração official não realizou-se até o dia 20 do mesmo mez. Durante seis mezes a Exposição offerecen oppor-tunidades para o exame dos productos dos diversos paizes do Hemispherio Occidental, e acredita-se que foi a melhor exposição dos recursos de toda a America que até agora se tem realizado. Um factor importante da exhibição do Governo foi a colleção da Secretaria das Republicas Americanas organizada com o objecto de mostrar a magnitude de sua obra, desde os dias da sua criação.

Os premios adjudicados aos varios paizes que tomaram parte na dita exposição foram os seguintes:

Paizes.	Medalhas.			Menção honrosa.	Total.
	Ouro.	Prata.	Bronze.		
Argentina	19	21	25	22	87
Bolivia	1	3	7	15	29
Brazil	13	1	2	4
Canada	13	23	17	31	87
Chile	51	38	110	160	419
Costa Rica	8	9	12	21	53
Cuba	38	55	57	82	232
Espanha	22	39	55	69	185
Colombia francezesa	3	11	13	5	32
Guatemala	1	2	2	8	13
Haiti	2	1	1	4
Honduras	11	9	11	17	48
Jamaica	5	5	7	8	25
Mexico	78	151	139	232	600
Nicaragua	7	22	44	91	164
Peru	1	20	31	35	90
Porto Rico	11	11	15	75	145
Salvador	5	7	3	15	30
Santo Domingo	3	6	4	21	31
Estados Unidos	601	663	562	470	2,296
Total	887	1,159	1,147	1,384	4,557

A CONDIÇÃO DAS COLHEITAS EM JANEIRO.

Segundo as estatisticas do Departamento de Agricultura, publicadas em Janeiro, a colheita de trigo nos Estados Unidos em 1901 foi, pela média, de 14.8 bushels por geira, comparado com 12.3 bushels em 1900 e 1899, e 13.3 bushels, a producção média dos ultimos dez annos.

A superficie que se acaba de semear de trigo de inverno se calcula em 32,000,000 geiras, ou seja um augmento de 5.6 por cento sobre a area calculada para o anno de 1900.

A area semeada de centeio de inverno é calculada em 1,250,000 geiras, o que accusa um augmento de 2.9 por cento sobre a area semeada em 1900.

O Departamento de Agricultura não tem recebido informações relativas á condição do trigo de inverno desde o 1º de Dezembro de 1901. Naquella data a condição deste cereal foi de 86.7 por cento, comparada com 97.1 por cento na mesma data de 1900.

PRODUÇÃO NACIONAL DE LÃ.

Segundo o relatório annual da Associação Nacional dos Manufactureiros de Lã, o numero de ovelhas nos Estados Unidos o 1º de Abril de 1901 era 41,920,900, comparado com 41,883,065, o numero existente no paiz o 1º de Janeiro de 1900, segundo o calculo feito pelo Departamento de Agricultura. A colheita total de lã este anno foi de 265,502,328 libras. Si a este se juntar o producto da lã arrancada—37,000,000 de libras—o producto total para 1901 será de 302,502,328 de libras, que representa um total de 126,814,690 libras de lã limpa. O peso médio do tosão foi de 6.33 libras, contra 6.46 libras em 1900.

A tosquia de lã de 1893 foi a maior jaunais registrada, ascendendo a 348,538,138 libras, ou, depois de limpa, a 151,103,776 libras. A mais diminuta colheita havida nos ultimos annos foi a de 1897, que attingiu a 259,153,251 libras ou sómente a 111,661,581 libras de lã limpa. A colheita de 1901 é pouco superior á de 1888, quando a colheita total attingiu a 301,876,121 libras. O Departamento de Agricultura não fez o recenseamento das ovelhas nos rebanhos em 1º de Janeiro deste anno, como o fazia em annos anteriores.

CONSUMO DO ASSUCAR.

O consumo total do assucar nos Estados Unidos em 1900 foi de 2,219,847 toneladas, e em 1901 deveria attingir a 2,360,585 toneladas, baseando-se este calculo no augmento médio annual havido no consumo deste producto durante os ultimos dezanove annos que é de 6.34 por cento. Desta quantidade, 1,000,000 toneladas, em numeros redondos, serão fornecidas pela industria nacional, concorrendo a Luisiana com 350,000 toneladas; as fabricas de assucar de beterraba dos Estados Unidos com 150,000 toneladas; Hawaii, com 350,000 toneladas e Porto Rico, com 150,000 toneladas. O resto, 1,360,385 toneladas, procederá do estrangeiro pagando direitos de importação.

NUMERO DE AGENCIAS POSTAES.

Ao terminarem-se o exercicio findo em 30 de Junho de 1901, havia nos Estados Unidos 76,945 agencias postaes, sendo 208 de 1ª classe, 940 de 2ª classe, 3,318 de 3ª classe, e 72,479 de 4ª classe.

COMMERCIO ESTRANGERIO NO MEZ DE NOVEMBRO DE 1901.

O resumo official do commercio exterior dos Estados Unidos no mez de Novembro, expedido pela Repartição de Estatística do Departamento de Agricultura, é o seguinte:

mento do Thesouro dos Estados Unidos, mostra que o total do commercio neste mez ascendeu a \$208,703,313, contra \$202,056,364 no mesmo mez de 1900. O valor das importações que se receberam nos varios portos da Republica em Novembro de 1901, foi de \$72,498,873, ou seja \$7,144,833 mais que em Novembro de 1900. O valor das exportações feitas durante esse mez foi de \$136,204,446, o que mostra uma diminuição de \$497,878 comparado com o do mesmo mez de 1900. Das importações feitas em Novembro de 1901, as que entraram livres de direitos representam um 45.44 por cento do total, contra 41.83 por cento no mesmo mez do anno anterior. O grande augmento havido nas importações foi devido quasi todo á materia prima que se usa nas industrias nacionaes. Os direitos aduaneiros cobrados em Novembro de 1901, montaram a \$19,526,377, contra \$18,550,297 para o mesmo mez de 1900.

As importações effectuadas durante os onze mezes findos em Novembro de 1901, foram avaliadas em \$800,426,231, contra \$760,452,507 em 1900, o que mostra um augmento de cerca de \$40,000,000. A importancia dos direitos aduaneiros que se cobraram durante esse periodo foi de \$224,833,333, contra \$219,264,909 nos mesmos mezes de 1900.

As exportações feitas em Novembro de 1901, indicam um augmento no valor dos productos da agricultura, das minas, da pesca e productos miscellaneos, assim como nos productos estrangeiros reexportados, mas uma diminuição no valor dos productos manufacturados comparado com o do mesmo mez de 1900. As exportações realizadas durante os primeiros onze mezes de 1901, foram avaliadas em \$1,328,186,131, contra \$1,332,056,242 no mesmo periodo de 1900. Essa apparente diminuição de \$3,870,111 se deve principalmente ao facto de que o valor das exportações para Hawaï e Porto Rico incluiu-se nas estatisticas do commercio exterior dos Estados Unidos em 1900, o que não succede em 1901.

As importações de ouro feitas no mez de Novembro e nos primeiros onze mezes de 1901 se avaliaram em \$5,269,611 e \$49,808,291 respectivamente, comparadas com \$12,641,988 e \$49,808,291 nos mesmos periodos do anno anterior. As exportações de ouro nos periodos a que se tem feito referencia foram \$15,905,612 e \$52,598,928, respectivamente. As importações de prata que se fizeram em Novembro de 1901 foram avaliadas em \$2,796,532. As importações de prata feitas nos primeiros onze mezes de 1901 foram no valor de \$28,358,192. As exportações desse metal durante os periodos a que se tem feito referencia foram avaliadas em \$41,689,208 e \$50,914,826, respectivamente.

A classificação das importações e exportações durante o mez foi como segue, comparando-se os valores com os consignados durante o mesmo mez em 1900.

Classificação.	1901.	1900.
IMPORTAÇÕES.		
Produtos alimentícios e animais.....	\$16,351,215	\$20,127,014
Materia prima para industrias nacionaes.....	25,870,811	19,195,143
Artigos manufacturados em todo ou em parte para usarem-se como material nas fabricas.....	8,189,764	6,050,112
Artigos prontos para o consumo.....	11,188,160	9,703,008
Artigos de luxo, etc.....	10,598,925	9,078,733
Total.....	72,498,873	65,354,010
EXPORTAÇÕES.		
Produtos de agricultura.....	95,408,013	\$91,358,665
Produtos de minas.....	30,151,895	32,281,487
Produtos de florestas.....	3,204,118	2,489,559
Produtos de pesca.....	3,895,061	4,179,186
Produtos de miscellaneos.....	1,118,817	1,066,635
	139,190	90,025
Total de productos nacionaes.....	134,220,094	131,965,556
Artigos estrangeiros reexportados.....	1,981,352	1,736,766
Total geral.....	136,201,446	136,702,324

HAITI.

A INDUSTRIA DO CAFÉ.

O Consul-geral da Belgica nas Antilhas ultimamente dirigiu ao seu Governo um relatorio sobre a industria do cafe em Haiti, do qual transcrevemos o seguinte:

As plantações de cafe de Haiti cobrem uma area de 50,000 hectares. A planta foi introduzida no paiz em 1715 e foi logo cultivada em grande escala. Ha poucas regiões onde se reúnem em maior grão as condições essenciaes para o cultivo do cafe, que são fertilidade do solo, calor, humidade, etc. Diz-se que as collinas que são de 1,300 a 1,600 pes de altura, são especialmente apropriadas ao cultivo do cafe.

O seguinte quadro mostra as exportações de cafe que se effectuaram de 1894 a 1900, inclusive:

	Libras.		Libras.
1894-95.....	75,371,865	1897-98.....	67,437,593
1895-96.....	47,643,451	1898-99.....	61,622,184
1896-97.....	73,057,397	1899-1900.....	72,122,781

Todo o cafe exportado da Republica paga um imposto de exportação de \$3.86½ por quintal.

MEXICO.

DESENVOLVIMENTO DA INDUSTRIA MINEIRA.

O "Bulletin Commercial," de Bruxellas, em um artigo sobre o Mexico, diz que a produção das minas de prata do Mexico este anno será maior que a de qualquer anno anterior. Ainda que a exploração de

minas não mais é lucrativa nos Estados centraes, outr'ora tão famosos por suas riquezas, essa industria tem desenvolvido extraordinariamente na parte septentrional da Republica, especialmente no Estado de Chihuahua. Diz-se que o arraial de Parral que está situado alli é destinado a ser o mais importante de todo o Continente Americano.

As exportações de productos mineaes durante os primeiros onze mezes do exercicio de 1900-1901 (de 1º de Julho de 1900 a 31 de Maio de 1901) foram no valor de 91,000,000 pesos prata, o que representa mais de 65 por cento do total das exportações. O total das exportações realizadas durante esse mesmo periodo ascenderam a 137,000,000 pesos prata. Os productos mineaes que se exportaram consistiam quasi exclusivamente de ouro e de prata em minerio e em barra.

O valor das importações durante o periodo de que se trata ascendeu a 120,000,000 pesos prata. Como um numero consideravel destas minas pertencem a companhias estrangeiras, o valor recebido pelas exportações de prata não fica todo no Mexico, mas é distribuido na forma de dividendos aos accionistas francezes, inglezes e especialmente aos americanos.

PRODUÇÃO DA PRATA.

O correspondente do "Chicago Record-Herald" na cidade do Mexico, referindo-se á produçõa da prata na Republica do Mexico, diz que dos \$112,205,742, moeda americana que representam a produçõa de prata do mundo em 1900, \$85,576,900 correspondem á produçõa dos Estados Unidos e \$34,269,494 á do Mexico. Diz tambem que a quantidade de prata que se cunhou durante o exercicio que terminou em 30 de Junho de 1901, foi no valor de \$18,290,640, ao passo que as exportações de prata foram avaliadas em \$56,814,552, o que faz uma produçõa total de \$75,105,392 em moeda mexicana.

URUGUAY.

COLHEITA DE CEREAES.

A "Review of the River Plate" diz que a colheita de trigo do Uruguay em 1898-99 foi de 194,966 toneladas, o que equivale a 710 kilogrammas por hectare. Em 1899-1900, a colheita de trigo foi de 187,553 toneladas, o que representa uma produçõa de 570 kilogrammas por hectare. A urea plantada de milho foi de 145,668 hectares. A produçõa desse cereal foi de 77,093 toneladas, ou 528 kilogrammas por hectare. Segundo a dita publicação, o anno passado foi muito desastroso para o Uruguay, pois só exportou 319 toneladas de trigo e

10,000 toneladas de milho, contra 37,401 toneladas de trigo e 472 toneladas de milho em 1900. As exportações de farinha de trigo feitas durante os primeiros oito mezes do anno foram de 20,599 saccos, dos quaes 12,065 saccos foram enviados para o Brazil, 8,405 saccos para o Chile e 120 para as Maluinias.

VENEZUELA.

DEPOSITOS DE CARVÃO.

O Sr. E. CORTESE, um perito mineiro da Europa, em um artigo publicado no "Mining Journal" de Londres, diz que o carvão encontra-se distribuido em toda a parte de Venezuela. É invariavelmente do periodo Oligoceno. Os centros principaes de carvão ficam ao sul de Carupano, nos rios Casuni, Naricual, Capiricual, Querecual e Araguaita. O carvão de Maricual contem 1.25 por cento de humidade, 38.43 por cento de substancias volateis, e 2.83 por cento de cinzas. Dá 58.49 por cento de coke e o poder calorifico é de 9,052.8 calorias.

UM SUBSTITUTO DA BORRACHA.

O "Scientific American," correspondente a 30 de Novembro de 1901, diz que os rebentos da planta denominada "greasewood," que cresce nas Montanhas Rochosas, contem um succo lacteo e a madeira secca contem uma gomma resinosa que é solavel em bisulphito de carbono e em outros dissolventes de gomma elastica já conhecidos. Dous inventores descobriram um methodo para fazer gomma elastica artificial do sumo do rebento de dita planta. A planta é esmagada entre cylindros, por meio dos quaes se desprende a casca e se tritura a fibra lenhosa das espigas maiores. Então toda a massa se colloca dentro de uma vasilha, a qual se agita mechanicamente e se submete á acção do bisulphito de carbono, a naphtha ou outro dissolvente de gomma elastica. Depois de submeter-se algumas horas á acção do dissolvente, applicando-se-lhe o calor, si fôr necessario, o liquido se passa por um filtrador. Então o dissolvente liquido e a gomma que contem se collocam em uma vasilha cerrada e se extrahе o dissolvente volatil por meio do calor. Depois a massa de gomma que se ha de volatilizar no alambique se lava com agua quente e se passa varias vezes pelos cylindros. A gomma resultante tem uma côr morena, é muito flexivel, elastica e combustivel, e parece possuir os caracteristicos da gomma elastica,

salvo que tem um cheiro um tanto balsamico que se differença do cheiro da borracha que se usa no commercio. A gomma pode vulcanizar-se accrescentando-lhe uma quantidade de enxofre, o mesmo que se faz com a gomma elastica que se conhece no commercio.

BIBLIOGRAPHIA.

Nesta secção do Boletim Mensal se tratará dos livros e folhetos enviados á Secretaria das Republicas Americanas que se referem a assumptos de interesse aos paizes da União Internacional das Republicas Americanas.

“World Politics at the End of the Ninteenth Century, as Influenced by the Oriental Situation” (Politica do Mundo no fim do Seculo XIX, como influenciada pela Situação Oriental), pelo Dr. PAUL S. REINSCH, Professor substituto de Sciencia Politica da Universidade de Wisconsin (publicado pela casa editora de MACMILLAN, Nova York, 1900. Este volume pertence á serie intitulada “Citizens’ Library of Economics, Politics, and Sociology,” editada pelo Dr. RICHARD T. ELY, Director da Escola de Economia Politica e Historia da Universidade de Wisconsin. Na introdução deste livro faz-se uma resenha geral dos diversos elementos da vida intellectual e economica que influem na politica moderna. A segunda parte do livro trata do que o auctor considera como o verdadeiro ponto de interesse na actual politica internacional, isto é, a questão chinesa. A terceira parte revista as consequencias da situação chinesa sobre a politica da Europa. A quarta parte é consagrada á politica imperial allemã e á colonisação allemã na America do Sul, e a quinta parte contem “algumas observações sobre a posição dos Estados Unidos como factor na politica oriental.” Cada assumpto é tratado de modo antes suggestivo do que detalhado. A questão chinesa concentra toda a attenção do auctor. Um mappa do Imperio Chinez é inserido no frontispicio. O livro em seu conjunto constitue um volume em 12 de 366 paginas.

“The Mineral Industry, its Statistics, Technology and Trade” (A Industria Mineira, sua Estatistica, Tecnologia e Commercio) organizada e editada por RICHARD P. ROTHWELL, ex-redactor do “Engineering and Mining Journal,” e concluida por JOSEPH STRUTHERS, Ph. D., Universidade de Columbia, Nova York. O volume IX desta valiosissima publicação, que sahio á luz em 1901, contem as estatisticas, tecnologia e commercio da industria mineira dos Estados Unidos e outros paizes até o fim do anno de 1900. Segundo esta obra, o valor total do producto das minas dos Estados Unidos em 1900 foi de \$1,365,608,583, comparado com \$1,218,214,637 em 1899, o que mostra um augmento de \$147,393,946 em favor de 1900. Dão-se as estatisticas da producção de mineraes de varios outros paizes, entre os quaes figuram o Chile

e o Mexico. O volume contem tambem varios artigos especiaes sobre assumptos de mineração, os quaes foram escriptos por pessoas de alta reputação professional.

“A Text-book of Commercial Geography” (Um Livro de Geographia Commercial para Uso das Escolas) por CYRUS C. ADAMS, publicado por D. APPLETON e COMPANHIA, 1901, Nova York. Neste livro o auctor trata das feições dominantes do commercio e da industria que devem ser mais firmemente gravadas no espirito do estudante. Neste livro o auctor salienta as influencias geographicas e outras, taes como invenções, subvenções ou impostos governmentaes, melhoramentos dos productos, dos processos industriaes e meios de transporte, sobre o commercio. Sómente as principaes mercadorias são tratadas. Cada producto é considerado em relação com o commercio do paiz de que é originario, ou em que sua manufactura é uma das principaes industrias. Naturalmente, os productos dos paizes latino-americanos recebem mais attenção, seis capitulos sendo consagrados a elles. A obra contem 16 illustrações e grande numero de mappas e cartas.

BULLETIN MENSUEL

DE

BUREAU DES RÉPUBLIQUES AMÉRICAINES.

Union Internationale des Républiques Américaines.

Vol. XII.

JANVIER 1902.

No. 1.

RÉPUBLIQUE ARGENTINE.

DÉVELOPPEMENT ÉCONOMIQUE.

Les données suivantes ayant trait au développement de la fortune publique de l'Argentine, ont été fournies, au cours d'une entrevue, par M. GARCÍA-MÉROU, ancien Ministre de l'agriculture et actuellement Envoyé extraordinaire et Ministre plénipotentiaire de cette République à Washington.

Les pays argentins, dit M. MÉROU, semblent appelés à un développement rapide. Ils attirent beaucoup d'immigrants; leur climat est salubre et la configuration du pays rend les communications faciles.

Les produits de la République Argentine sont très variés car elle contient trois zones: les zones torride, tempérée et froide. Les immenses prairies naturelles des provinces de Buenos-Ayres, Santa-Fé, Cordoba, Entre-Rios, Corrientes, et le territoire de Central Pampa servent à l'élevage d'animaux domestiques de tout genre.

L'espèce bovine est représentée par 22,000,000 de têtes, l'espèce chevaline par 5,000,000 et l'espèce ovine par 85,000,000.

L'Argentine produit plus de moutons que l'Australie; elle exporte 240,000 tonnes de laine par an.

Sur le territoire de la République, 4,835,620 hectares sont consacrés à la culture du froment, du seigle, de l'alfalfa, du maïs, de l'orge, du tabac, de la canne à sucre et des vignes.

En 1899, la statistique donnait la répartition suivante: Froment, 2,049,683 hectares; seigle, 1,244,182; alfalfa, 713,091; orge, 54,574; canne à sucre, 55,469; tabac, 15,796; vignobles, 33,469 hectares.

Le reste (581,543 hectares) est consacré, en général, à la culture du maïs, des arbres fruitiers et des légumes de toute espèce.

On ne rencontre presque plus, dans le pays, de bétail vivant à l'état sauvage: on améliore la race chaque année par l'introduction de produits estimés en Europe, tels que les Durham, Shorthorn, Hereford, Polled Angus, Jersey, etc. Cette importation a atteint en 1899 le chiffre de 2,187 têtes de bétail choisi. Ces produits sont dispensés de tout droit d'entrée.

Cette même année, le total des exportations de produits agricoles s'est élevé à 115,546,906 piastres, se répartissant comme suit: animaux vivants, 9,027,996; produits animaux, 102,409,004; produits d'animaux préparés, 3,542,077; autres produits dérivés, 567,829 piastres.

Le chiffre total des exportations de l'exercice précité a atteint un peu plus de 184,000,000 de piastres; celui des importations a été de 116,000,000, ce qui donne en faveur de la République Argentine une balance de 70,000,000.

En 1899, les vingt lignes ferrées en exploitation atteignaient une longueur de 16,564 kilomètres, et dans quelques années, quand tous les travaux projetés auront pu être exécutés, elles auront un développement de 27,207 kilomètres. Sur ces vingt lignes, seize sont anglaises et quatre appartiennent au gouvernement argentin.

L'usage des tramways se généralise dans les villes de l'Argentine. Les lignes urbaines et suburbaines atteignent une longueur de plus de 1,000 kilomètres. Le capital qui y a été consacré s'élève à plus de 200,000,000 de francs et il est presque tout entier d'origine anglaise.

Quelques petites lignes de tramways électriques à Buenos-Ayres sont allemandes.

Les lignes télégraphiques ont un développement de 15,074 kilomètres et représentent un capital engagé de 25, 890,000 francs.

On trouve dans l'Argentine d'immenses forêts dans les provinces de Salta, Santiago del Estero, Corrientes, ainsi que sur les territoires nationaux de Chaco, Formosa et Misiones. Elles produisent des essences très variées, fournissant en général des bois très résistants. Ils sont tous de nature à être employés dans les travaux de construction et d'ébénisterie.

Durant la période de 1895-1899, environ 8,000 tonnes de bois ont été exportées, et le chiffre de la production a beaucoup augmenté pendant l'exercice 1900.

L'exploitation de ces régions boisées est facilitée par un système de rivières qui se déversent toutes dans le Río Parana, lequel va former avec le Río Uruguay le Río de la Plata.

Des sources de pétrole ont été découvertes dans la province de Mendoza et l'on a signalé, sur plusieurs points du territoire, l'existence de gisements de charbon.

LES RÉCOLTES DE L'EXERCICE 1901-2.

D'après des données officielles communiquées par la Légation de Belgique à Buenos-Ayres, au "Bulletin Commercial," la superficie des terrains ensemencés pendant la saison courante s'élève à 3,296,066 hectares pour le blé et à 782,880 hectares pour le lin.

Ces chiffres se décomposent comme suit, pour les différentes régions:

Provinces.	Froment. Lin.	
	Hectares.	Hectares.
Buenos-Ayres.....	972,736	192,479
Santa-Fé.....	1,383,603	435,996
Cordoba.....	583,198	88,205
Entre-Rios.....	281,529	66,200
Autres provinces et territoires (chiffre approximatif).....	75,006

Le total des ensemencements de blé a diminué de 83,000 hectares, en comparaison de l'année dernière (1900).

Quant au lin, l'impulsion considérable qui a caractérisé sa culture en 1900 ne s'est pas arrêtée, ainsi que l'indiquent les chiffres suivants: 258,412 hectares cultivés en 1899; 607,352 en 1900, et 782,880 en 1901.

La grande sécheresse du mois d'août et du commencement de septembre a causé des dommages importants aux champs en général. Vers la fin de ce dernier mois, heureusement, les pluies sont venues changer, dans une certaine mesure, les pronostics défavorables que l'on faisait au sujet des prochaines récoltes. Dans plusieurs régions, on a pu faire de nouvelles semailles et dans quelques-unes on semait encore à la fin du mois de septembre.

Pour ce qui regarde les pronostics traduits en chiffres au sujet des récoltes de la saison en cours, voici l'estimation d'une des plus importantes maisons d'exportation de Buenos-Ayres: blé, rendement total, 1,600,000 tonnes, dont 800,000 pour l'exportation; graine de lin, rendement total, 200,000 tonnes, dont 180,000 pour l'exportation.

DÉCOUVERTE D'OR.

D'après le journal "Montevideo Times," on aurait découvert de l'or dans les sables de la côte de la République Argentine, près du cap Virginie. Une pétition a été adressée au gouvernement demandant l'autorisation de faire des recherches dans ces environs sur un espace de 100,000 mètres carrés. Des permissions semblables ont été demandées pour explorer la côte située entre le cap Virginie et Canadon Lucacho ainsi que certaines régions de la Tierra del Fuego, où l'on pense y trouver des minerais.

BOLIVIE.

TRAITÉS AVEC LES ETATS-UNIS.

Une dépêche de la Paz, du 9 décembre 1901, dit qu'à cette date le Congrès National de Bolivie a approuvé deux traités avec les Etats-Unis. Le premier est un traité d'extradition et le second pourvoit à l'échange de mandats-postaux entre la Bolivie et les Etats-Unis.

NOUVEAU TRAMWAY.

Le journal "Buenos-Aires Handels-Zeitung" dit que l'on est en train de construire un nouveau tramway à Cochabamba qui reliera cette ville à Quillo-Collo. Il sera fini dans un an. Cette publication ajoute que l'on a projeté de construire une autre ligne qui ira jusqu'aux provinces de Del Valle et d'Arani.

BRÉSIL.

CONVENTION AVEC LA RÉPUBLIQUE ARGENTINE POUR LA PROTECTION DES MARQUES DE FABRIQUE.

Le 30 octobre dernier, une convention pour la protection des marques de fabrique fut signée à Rio-de-Janeiro, par M. le Dr. MANOEL GOROSTIAGA, Ministre Plénipotentiaire de la République Argentine à Rio-de-Janeiro et le Dr. OLYNTHO DE MAGALHÃES, Ministre des Affaires Etrangères du Brésil.

D'après les clauses de cette convention, les manufacturiers et les marchands du Brésil et de la République Argentine qui ont des marques de fabrique enregistrées dans leurs pays respectif, conformément aux règles prescrites par la loi, pourront aussi les faire enregistrer dans l'autre pays, en se conformant aux lois et règles du pays dans lequel l'enregistrement sera effectué.

Les ratifications de ce traité seront échangées aussitôt que possible à Rio-de-Janeiro, lequel cessera d'être en vigueur six mois à partir de la date où l'une ou l'autre des deux parties contractantes notifiera l'autre du désir de le terminer.

RAPPORTS DES COMPAGNIES D'EXPLOITATION DE MINES D'OR

Le rapport de la "St. John del Rey Mining Company" pour les six mois finissant le 31 août 1901, fut publié à une réunion des directeurs de la compagnie qui eut lieu à Londres le 5 décembre 1901. D'après ce document, 80,487 tonnes de minerai auraient été extraites de la mine "Morro Velho" pendant cette période, contre 77,872 tonnes pen

pendant les mêmes six mois de 1900. Étant donnée la diminution du rendement d'or pur par tonne, le bénéfice, pendant le premier semestre de l'année, ne se montait seulement qu'à £41,693, soit £80,000 de moins que pendant la même période de 1900. Durant les six mois de 1901 dont il s'agit dans le rapport, la valeur moyenne d'or pur, par tonne, se montait à 33s. 5d., contre une moyenne de 42s. 6d. par tonne pendant la période correspondante de l'année précédente.

La dixième réunion des actionnaires de la "Onro Preto Gold Mines of Brazil, Limited," eut lieu à Londres en décembre. Le rapport des auditeurs montre que les opérations de la compagnie ont produit un bénéfice de £5,197, 4s. 5d., qui est une somme considérablement moins forte que les gains des douze mois précédents. Cette diminution fut due à la hausse du taux de la Bourse.

La quantité de minerai broyé était de 64,082 tonnes, contre 65,644 tonnes pendant l'année précédente. La valeur d'or produit en 1901 se montait à £87,037, contre £88,247, 2s. 7d. en 1900.

LE COMMERCE DU CIMENT.

D'après les renseignements communiqués par la Légation de Belgique à Rio-de-Janeiro au "Bulletin Commercial" de Bruxelles, sur le commerce du ciment au Brésil et spécialement à Rio-de-Janeiro et dans les États de Minas Geraes, Espirito Santo et Bahia, on évalue l'importation annuelle du ciment au Brésil à environ 26 millions de kilogrammes.

La consommation du ciment est considérable dans ce pays, où l'usage de ce produit est général; on l'emploie pour les trottoirs, les cours intérieures, les escaliers, les corridors, etc.

Des travaux importants pour l'assainissement, l'éclairage électrique, la traction électrique, les quais, vont être exécutés dans les principales villes, entre autres à Rio-de-Janeiro, Saint-Paul, Bahia, Pernambuco, Belem de Para et Maniós. La demande de ciment va sans doute augmenter.

L'industrie nationale est fort peu développée; une seule fabrique mérite d'être citée, celle de Radovalho, dans l'État de Saint Paul.

La vente de ce produit se fait généralement à 90 jours, avec 2 pour cent d'escompte.

Pendant l'année 1900, les importations à Rio de Janeiro ont été comme suit:

Pays de provenance.	Barils.
Belgique	122,387
France	818
Allemagne	17,141
Angleterre	3,924
Divers	424
Total	144,387

D'après une information donnée récemment par le "Diario Official," l'importation du ciment dans tout le Brésil, pendant le premier semestre de 1901, aurait été de 12,743,096 kilogrammes, et pendant le mois de juin de 3,064,697 kilogrammes.

Les droits d'entrée sont fixés de la façon suivante par le tarif des douanes de 1897, actuellement en vigueur:

Ciments romains ou Portland et similaires bruts ou en poudre, 20 reis par kilogramme; la tare est de 10 pour cent en barils ou cuisses; en sacs, poids brut pour net.

Carreaux en ciment unis ou de couleur dits mosaïques, avec ou sans incrustations de marbre, par mètre carré, 3,200 reis; la tare est la même que pour les ciments.

Il n'y a aucune maison d'importation de ciment dans cet Etat. Le ciment y est introduit par les importateurs de Rio de Janeiro. Aucune marque ne jouit d'une préférence absolue. Les négociants achètent à celui qui leur offre le plus d'avantages sous le rapport du prix et du crédit. Il n'existe non plus aucune statistique sur les quantités importées.

Les importations de ciment à Bello Horizonte (capitale de l'Etat) pendant une période de sept mois et demi, c'est-à-dire depuis le mois de mars, 1901, jusqu'au 14 octobre, 1901, ont atteint le chiffre de 1,300 barils. Au 15 octobre 1901, le ciment était vendu en détail de 20 à 21,50 milreis le baril.

La marque la plus demandée, parce qu'elle est la moins chère, est l'Aigle noir (*Aguia preta*).

Il est difficile, faute de statistiques, de connaître la quantité de ciment qui entre dans l'Etat de Saint Paul. Pour donner une idée de l'importance de la consommation, il suffira de dire que non seulement la ville de Saint-Paul, mais aussi la plupart des villes de l'Etat de ce nom, s'occupent actuellement de l'établissement des égouts, pour lesquels on emploie une grande quantité de ciment. Les trottoirs, les cours intérieures des maisons, les escaliers, les corridors sont tous faits en ciment.

Les pays de provenance sont la Belgique, l'Allemagne (marque *Germanie*), l'Angleterre (marque *Portland*) et la France (de *Boulogne*).

Presque toujours on demande des ciments de première qualité et à prise rapide.

Plusieurs essais ont été faits en vue de la production de cet article dans l'Etat. La fabrique *RADOVALHO* produit un ciment excellent, mais en très petite quantité. Il paraîtrait que cette affaire ne peut pas prendre plus de développement, parce qu'elle ne possède pas assez de carrières.

L'importation de ciment dans l'Etat de Bahia a diminué à cause de la crise générale.

En 1900, les entrées ont été comme suit: de Hanbourg, 8,155 barils;

d'Anvers, 3,925; de Londres, 2,200; de Liverpool, 250 barils. Jusqu'au 15 octobre, 1901, le port de Hambourg seul a envoyé 2,549 barils.

L'usage du ciment est général pour les constructions et les canalisations.

La qualité préférée est la moyenne: elle doit avoir une force de résistance à la tension de 25 kilogrammes après sept jours et 40 kilogrammes après vingt-huit jours, par centimètre carré.

La consommation du ciment dans l'Etat d'Espirito Santo est relativement très faible. On peut évaluer à environ 3,500 à 4,000 barils la moyenne annuelle de l'importation dans tout l'Etat.

Toutefois dès que la situation économique et financière se sera améliorée, la reprise des travaux publics et particuliers donnera lieu à une augmentation sensible de la consommation du ciment.

Les marques allemandes prédominent jusqu'à présent.

Il en est du ciment comme de la majeure partie des articles allemands qui se consomment à Victoria: leur préférence s'impose aux importateurs à cause des facilités du transport maritime, certaines lignes de Hambourg faisant escale dans ce port. La question du fret est la plus importante, car le fret vapeur équivaut à peu près au double du coût de la marchandise. Et la preuve en est qu'on importe du ciment, même des Etats-Unis, chaque fois qu'un voilier, venant de New York, fait escale à Victoria.

CRÉATION D'UNE COMPAGNIE DES DOCKS À RIO-DE-JANEIRO.

Le "Diario Official" brésilien du 8 novembre dernier, a publié le texte d'un décret autorisant l'organisation à Rio-de-Janeiro d'une Compagnie des Docks.

Les articles XV, XVI et XVII de ce décret visent la rémunération qui sera donnée à la compagnie pour les services qu'elle rendra à la navigation et à l'importation, c'est-à-dire:

1°. Des taxes identiques à celles que perçoit la Compagnie des Docks de Santos:

2°. A partir du 1^{er} janvier et pendant quarante ans, une taxe qui ne pourra pas être supérieure à 2 pour cent de la valeur de l'importation, et qui sera calculée de façon à assurer un intérêt de 6 pour cent aux capitaux engagés dans l'entreprise. La douane ne donnera libre pratique aux navires ou libre circulation aux marchandises que lorsque ces taxes auront été acquittées.

CHILI.

ADJUDICATION DE PAPIER.

Le Ministre des finances demande des offres pour la fourniture de 4,000 rames de papier timbré, de 500 feuilles chacune, pendant les années 1903 et 1904.

Les offres seront examinées le 15 mai 1902 par une commission formée du président du Tribunal des comptes et des directeurs du Trésor et de la comptabilité.

POSE D'UN CÂBLE.

Le gouvernement chilien se propose de faire établir un câble destiné à relier Punta Arenas à Puerto Montt. Les soumissions seront reçues aux légations chiliennes à Londres, Paris, Berlin et Rome, où les intéressés pourront s'adresser pour prendre connaissance des conditions de l'entreprise et des cahiers des charges.

ÉTATS-UNIS.

REVUE DE L'ANNÉE 1901.

L'année 1901 commença aux Etats-Unis d'Amérique, considérés ensemble comme une nation, avec les évidences d'une prospérité sans égale. D'après les statistiques du commerce et de l'industrie du pays, cette prospérité mérite l'épithète " d'effrayante " que M. le Président McKINLEY lui donna dans le discours qu'il prononça le 5 septembre à l'Exposition Pan-Américaine. Dans toutes les branches de l'industrie, l'avancement constaté a été surprenant, les produits de toutes natures ont été si abondants que l'on peut dire avec le regretté Président que le problème à résoudre et qui demandait une solution immédiate a été de trouver des marchés pour l'excédent d'une aussi grande production. " Nous ne devons pas nous laisser aller à l'idée que nous pouvons toujours trouver un débouché pour nos produits; ce que nous produisons en plus de ce que nous consommons doit trouver des marchés à l'extérieur."

La consommation a augmenté en rapport avec la population des Etats-Unis, qui, d'après le recensement de l'année précédente, se montait à 76,303,387 habitants, représentant une augmentation annuelle de 1,000,000 d'habitants. Mais le problème est encore à résoudre, et soit par réciprocité ou n'importe quel autre moyen il faut éviter un encombrement. On a travaillé dans ce sens avec grand succès pendant l'année en question.

Le budget pour l'année fiscale 1901-2, soumis au Congrès au mois de décembre 1900, se montait à \$626,741,762.24, réparti de la façon suivante entre les différentes branches de l'administration: Ministère des Affaires Étrangères, \$2,125,148.76; Ministère des Finances, \$158,869,136.43; Ministère de la Guerre, \$176,658,345.75; Ministère de la Marine, \$88,913,248.76; Ministère de l'Intérieur, \$170,799,705; Ministère des Postes, \$6,295,877; Ministère de l'Agriculture, \$4,669,050; Bureau du Travail, \$177,980; Ministère de la Justice, \$6,933,170; ven-

dant que les crédits alloués aux branches des pouvoirs exécutifs et législatifs se montaient respectivement à \$10,956,700.45 et \$283,400.

D'après un rapport publié le 1^{er} février 1901 par le Ministère des Finances, le total de la monnaie en circulation se montait à cette date à \$2,190,780,213, contre \$2,003,149,355 à la même date de 1900.

Le rapport concernant les transactions du Ministère des Finances pendant l'année fiscale finissant le 30 juin 1901, indique que, jamais auparavant, les finances de la République n'ont été dans d'aussi bonnes conditions. Les revenus ordinaires se sont montés, pendant l'année, à \$587,685,337, soit \$20,444,485 de plus que ceux de l'année 1900, considérés cependant comme étant les plus forts qui aient jamais été produits antérieurement. Le total des dépenses se montait à \$509,967,353, laissant un surplus de \$77,717,984. La réserve d'or de \$150,000,000 n'a pas été touchée et la monnaie en circulation dans le pays a augmenté de plus de \$88,000,000 en or, \$37,000,000 en monnaie d'argent et près de \$16,000,000 en billets de banque. La circulation par tête était au 1^{er} juillet 1901, de \$28.

Un rapport concernant les institutions monétaires de Porto-Rico fut publié dans le BULLETIN MENSUEL du mois de février 1901, page 344.

Pendant l'année fiscale finissant le 30 juin 1901, le total du commerce extérieur a dépassé de \$66,004,407 celui de l'année fiscale antérieure. Le total général pour l'année 1901 se montait à \$2,310,428,573, contre \$2,244,424,266 en 1900. Pendant l'année fiscale 1900, la valeur des marchandises, de toutes sortes, importées était de \$22,673,016, contre \$349,941,184, valeur des importations pendant les douze mois antérieurs, soit une diminution de \$27,268,168 ou d'environ 3.21 pour cent. La réduction dans la valeur des importations s'est fait remarquer principalement dans la soie écruë, les peaux et les cuirs, la laine et le caoutchouc, et dans la plupart de ces articles la diminution de valeur a été en partie due à la baisse des prix plutôt qu'à la réduction des quantités. Par exemple, en 1901, la valeur des importations de caoutchouc ne se montait seulement qu'à \$28,455,383, contre \$31,376,867 en 1900; la quantité importée en 1901 était de 55,275,259 livres, contre 49,377,138 livres en 1900. Les importations de laine ont diminué de 155,928,455 livres, évaluées à \$20,260,936 en 1900 à 103,583,505 livres, évaluées à \$12,529,881 en 1901.

En 1901 les exportations de marchandises étaient évaluées à \$1,487,755,557, contre \$1,394,483,082 en 1900, soit un excédent sur l'année fiscale 1900 de \$93,272,475, ou d'environ 6.69 pour cent. La diminution apparente constatée dans les produits manufacturés, se montant à \$23,342,583, est due principalement à l'absence de chiffres montrant les exportations aux Iles Sandwich et à Porto-Rico, estimées à \$25,000,000 environ et consistant, en majeure partie, en produits manufacturiers. Cependant, les exportations de deux articles importants de manufacture ont été moins grandes en 1901 qu'en 1900, ce sont celles

du enivre et des toiles de coton, et cette diminution est due à ce qu'en Europe le enivre a été moins demandé et qu'en Chine les marchés ont été fermés momentanément aux toiles de coton.

Voici quelles étaient sommairement et d'après les statistiques officielles les importations et exportations des États-Unis pendant l'année fiscale 1901, comparées avec celles de l'année fiscale 1900:

Classification.	1901.	1900.
IMPORTATIONS.		
Denrées alimentaires et animaux	\$222,227,898	\$218,510,008
Articles bruts entrant dans les différents procédés de l'industrie du pays	269,763,404	302,426,704
Articles entièrement ou partiellement manufacturés destinés à être employés comme matériaux dans les manufactures et les arts mécaniques	79,080,716	88,433,586
Articles manufacturés pour la consommation	130,662,903	128,900,007
Articles de luxe, etc.	120,438,095	111,670,004
Totaux	822,673,016	819,941,18
EXPORTATIONS.		
Produits agricoles	\$944,050,568	835,858,112
Produits manufacturiers	410,509,173	433,851,774
Produits miniers	39,267,647	37,843,700
Produits forestiers	54,312,830	52,218,112
Produits des pêches	7,743,313	6,328,620
Produits divers	4,561,218	4,665,29
Totaux des produits du pays	1,460,453,809	1,370,763,57
Marchandises étrangères réexportées	27,301,748	23,719,511
Totaux généraux	1,487,755,557	1,394,483,08

En 1901, les articles importés exempts de droits de douane représentaient 43.27 pour cent du total, pendant que le pourcentage douanier était, durant l'année fiscale 1900, de 43.21. Le total des droits de douane perçus se montait en 1901 à \$238,786,741, contre \$233,164,871 en 1900.

La valeur de l'or importé en 1901 se montait à \$66,051,187, pendant que les exportations de ce métal précieux durant les douze mois de l'année fiscale étaient évaluées à \$53,179,137. En 1900 les importations d'or se sont montées à \$44,573,184 et les exportations à \$48,266,759. Les importations d'argent en 1901 étaient évaluées à \$36,384,041 et les exportations à \$64,285,180. Pendant l'année fiscale 1900 les importations d'argent étaient évaluées à \$35,256,302 et les exportations à \$56,712,275.

La valeur du coton brut exporté des États-Unis pendant l'année fiscale 1901 a été plus grande que celle de n'importe quelle année dans les annales du pays. La valeur totale du coton brut et de ses produits s'est montée, pendant cette période, à plus de \$1,000,000 par jour. La valeur totale du coton brut exporté en 1901 se montait à \$313,673,443, contre \$241,832,737 pendant l'année fiscale 1900, et la valeur totale du coton, des cotonnades, des huiles de coton et autres produits de cette plante s'élevait à \$365,405,707. La quantité de coton brut expédiée aux marchés étrangers était de 6,508,450 balles, pesant 3,330,890,448

livres, contre 6,000,141 balles pesant 3,100,583,188 livres en 1900. En quantité, les exportations n'étaient pas si grandes que celles des années 1895, 1898 et 1899, mais le prix par livre étant beaucoup plus élevé, la valeur a dépassé de plusieurs millions de dollars le montant reçu pour cet article pendant n'importe quelle autre année. Pendant la décade passée, les exportations de coton ont rapporté aux producteurs une somme totale d'argent de plus de \$2,000,000,000.

Pendant les dix années commençant le 1^{er} juillet 1891 et finissant le 30 juin 1901, il a été livré en Europe et aux États-Unis 124,270,610 sacs de café, ou une moyenne annuelle de 12,427,761 sacs.

Pendant les dix années de 1891-92 à 1900-1901 la quantité de café livrée aux importateurs des États-Unis, par tous les pays, s'est montée à 50,531,347 sacs, ou une moyenne annuelle de 5,053,135 sacs. Les livraisons aux États-Unis se sont montées, pendant les douze mois finissant le 30 juin 1901, à 5,843,883 sacs, dont 4,722,919 sacs, ou 80.8 pour cent, ont été fournis par le Brésil; tous les autres pays ayant fourni 1,120,964 sacs, ou 19.2 pour cent de la quantité.

Voici quel était en 1901 le prix moyen par livre, comparé avec celui de 1900, de chacun des cafés américains importés par les États-Unis en 1901; Brésilien, 6.75 cents, contre 5.71 cents en 1900; autres pays de l'Amérique du Sud, 8.13 cents, contre 7.83 cents en 1900; Mexique, 9.54 cents, contre 9.38 cents en 1900; Amérique Centrale, 10.01 cents, contre 9.95 cents en 1900; et les Antilles, 7.91 cents, étant le prix moyen pour l'année 1900.

La valeur totale des marchandises importées par les États-Unis des Républiques latine-américaines, des îles et colonies dont la majorité des habitants descend des races latines ou parle une langue dérivée du latin—en un mot, de toute l'Amérique sauf le Dominion du Canada et l'île de Porto-Rico—s'est montée, en 1901, à \$212,599,851, contre \$180,591,594 pendant l'année fiscale 1900. Le gain total pour l'année était de \$32,008,337, ou plus de 17.72 pour cent.

Pendant l'année fiscale 1901, les États-Unis ont exporté dans ces mêmes pays pour \$133,551,673 de marchandises, contre \$124,562,445 pendant l'année fiscale 1900. L'augmentation en 1901 se montait à \$8,989,228, soit un gain de 7.72 pour cent environ sur 1900.

Le cacao devient rapidement un des articles les plus importants qui soit importé de l'Amérique Latine. Pendant l'année fiscale finissant le 30 juin 1901, les États-Unis ont importé de ces pays 45,924,353 livres de cacao évaluées à \$6,472,829, contre 41,746,872 livres évaluées à \$5,657,283 pendant l'année fiscale 1900.

Pendant l'année fiscale 1901, les États-Unis ont importé 55,275,529 livres de caoutchouc brut, contre 49,377,138 livres pendant l'année fiscale 1900 et 51,063,066 livres pendant l'année précédente. La valeur totale des importations se montait respectivement en 1901, 1900 et 1899 à \$28,455,383, \$31,376,867 et \$31,707,630.

Voici quelles étaient, en 1901 comparées avec celles de 1900, les quantités et valeurs de caoutchouc que les États-Unis ont importées des pays suivants:

Pays.	1901.		1900.	
	Livres.	Valeurs.	Livres.	Valeurs.
Grande-Bretagne	7,161,673	\$1,211,959	8,611,061	\$5,562,56
Allemagne	1,673,231	791,531	1,730,498	892,38
Autres pays d'Europe	7,831,828	1,807,637	6,626,648	1,776,96
Amérique Centrale	1,279,099	679,001	1,128,224	792,56
Mexique	297,694	135,767	120,612	201,33
Antilles	45,578	17,757	12,291	1,68
Brsil	31,900,198	16,963,533	28,175,787	17,954,46
Autres pays de l'Amérique du Sud	1,255,011	587,357	1,612,191	876,58
Indes Orientales	166,656	293,167	613,793	284,11
Autres pays	42,131	24,471	66,033	31,32

Pendant l'année fiscale 1901, les États-Unis ont importé pour \$6,550,186 de bananes, contre \$5,887,835 en 1900 et \$5,665,588 en 1899. Voici quelles ont été les valeurs des bananes importées par les États-Unis, de l'Amérique latine, pendant l'année 1901.

Amérique Centrale	\$2,660,278
Cuba	2,510,283
Indes Occidentales Anglaises	467,345
Amérique du Sud	646,108
Totaux	6,284,014

Voici quelles ont été, d'après les rapports préliminaires du Bureau des Statistiques du Ministère des Finances, les valeurs des principaux produits tropicaux importés par les États-Unis pendant l'année fiscale 1901, ainsi que la proportion, aussi exacte que possible, fournie par l'Amérique latine:

Articles.	Total des importations.	Totaux des importations provenant de l'Amérique latine.
Sucre	\$87,551,974	\$18,301,60
Café	62,861,399	59,531,31
Caoutchouc brut	28,455,383	18,383,63
Fibres	22,932,506	8,067,58
Fruits et noix	19,581,612	7,731,75
Tabac en feuille	16,289,321	9,873,00
Gomme	6,639,139	*758,68
Cacao brut	6,472,829	5,645,49
Coton brut	6,787,613	488,00
Épices	3,563,046	*333,33
Bois d'ébénisterie:		
Préparé	1,752,612	1,345,58
Blocs	1,240,732	(b)
Bois de teinture	864,985	835,71
Soie écarlate	30,051,365	(c)
Thés	11,011,981	(c)
Riz et farine de riz	2,296,337	(c)
Liège	2,270,997	(b)
Régilisse	1,737,097	(b)
Ecorce de quinquina	1,025,546	(b)
Indigo	1,402,894	(b)
Vanille	875,229	(b)
Éponges	717,850	(b)

* Rapports incomplets.

^b Provenant en partie de l'Amérique latine.

^c Ne provenant pas du tout de l'Amérique latine.

Les valeurs des minerais, lingots et monnaie d'or et d'argent importés par les Etats-Unis de l'Amérique latine, pendant l'année fiscale finissant le 30 juin 1901, comparées avec celles de l'année fiscale antérieure sont les suivantes:

Pays.	Or.		Argent.	
	1901.	1900.	1901.	1900.
Amérique Centrale.....	\$568,953	\$668,330	\$802,426	\$1,063,831
Mexique.....	6,318,531	4,505,966	29,180,370	29,723,002
Antilles.....	616,985	2,636,111	125,290	233,002
Amérique du Sud.....	623,308	436,766	2,616,572	2,002,662
Totaux.....	8,187,777	8,247,473	33,654,658	33,022,500

Au commencement de l'année 1901, les statistiques officielles ont montré que les Etats-Unis étaient à la tête des nations exportatrices du monde, ce qui est prodigieux étant donné qu'il y a vingt cinq ans la République occupait la quatrième place sur la liste. En 1875 les exportations des produits des Etats-Unis se montaient à \$497,263,737 et en 1900 atteignaient une valeur de \$1,453,013,659 soit, pendant cette période, un pourcentage d'augmentation de 190 pour cent. En comparant la valeur des exportations des Etats-Unis en 1890 avec celle de 1900, voici le pourcentage étonnant d'augmentation que l'on constate: Les exportations en Europe ont augmenté de 63 pour cent; celles en Asie, de 163 pour cent; en Australie, 132 pour cent; en Afrique, 416 pour cent; en Canada, 108 pour cent; dans l'Amérique du Sud, 20 pour cent. Si on fait une comparaison entre le commerce d'exportation des Etats-Unis pendant les neuf mois de l'année civile finissant le 30 septembre, et celui des autres pays, on constatera que les Etats-Unis sont encore à la tête des nations exportatrices. Non seulement la valeur des produits du pays a été plus grande que celle des exportations de n'importe quel autre pays, mais pendant l'année 1901, la valeur moyenne mensuelle a été la plus haute qui ait jamais été constatée pendant une période de neuf mois, atteignant la somme de \$113,935,020 par mois. Pendant les neuf mois dont il s'agit, la valeur des exportations a dépassé celle des importations de \$399,270,546. Un article important d'exportation a été l'embarquement de maïs qui représente pratiquement un nouveau développement dans le commerce d'exportation de la République. En ce qui concerne les farines, voici le nombre de boisseaux exportés pendant les trois dernières années fiscales: 1899, 174,039,488 boisseaux; 1900, 209,318,284 boisseaux; 1901, 177,817,965 boisseaux; pendant que 124,301,529 boisseaux furent exportés pendant l'année civile 1901 jusqu'au 1^{er} septembre.

Pendant les dernières années, une des choses les plus remarquables dans le commerce extérieur du pays, a été les exportations, dans toutes les parties du globe, des produits miniers des Etats-Unis. En 1900, les exportations de fer et d'acier ont atteint en chiffres ronds, la somme

de \$130,000,000; les huiles minérales de toutes classes sont citées comme s'étant montées à \$75,000,000; le cuivre, \$60,000,000; le charbon et le coke, plus de \$22,000,000; l'or, \$52,787,523 et l'argent, \$59,272,668. A l'exclusion de l'or et de l'argent, l'augmentation, comparée avec 1890, est indiquée comme étant de 218 pour cent et en comprenant ces deux métaux précieux, le taux d'augmentation est de 210 pour cent.

Pendant une réunion annuelle de l'association des marchands et des manufacturiers qui a eu lieu à Moscou, Russie, il fut décidé d'envoyer aux Etats-Unis des experts afin d'étudier et si possible, d'appliquer au marché russe, les méthodes employées par les Américains pour l'extension du commerce. Les journaux commerciaux et industriels du continent européen ont constaté la concurrence prochaine, sur les marchés du monde, de l'huile faite avec la graine de maïs américain ayant aussi reconnu que, au point de vue industriel, cette dernière avait une plus grande valeur et était une rivale sérieuse des différentes variétés d'huiles de table les plus vieilles et les plus connues.

Le trafic entre les côtes occidentales des Etats-Unis et les Etats de l'Amérique latine situés sur le Pacifique, s'est étendu d'une façon prodigieuse; de nouvelles lignes de bateaux à vapeur ont été créées entre ces ports et la perspective d'un plus grand développement commercial est plus belle que jamais.

Le mouvement impétueux qui s'est produit dans les industries du fer et de l'acier, pent, d'après les rapports, être approximativement estimé pour les années 1897, 1898, 1899 et 1900 à 60,000,000 de tonnes qui représentent la quantité moyenne annuelle de minerai qui a été expédiée des régions du Lac Supérieur, pendant que durant les quarante dernières années le total des embarquements était de 110,000,000 tonnes de minerais, ou une moyenne annuelle de 2,750,000 tonnes. Les mines de cuivre des Etats-Unis ont aussi profité des demandes énormes des dernières années pour ce métal, le rendement pendant le premier trimestre de 1901 ayant été de 67,163 tonnes métriques contre 65,193 tonnes pendant la même période de l'année précédente. Les rapports officiels montrent que l'année 1900 a fini le siècle en produisant la plus grande quantité de charbon qui ait jamais été enregistrée aux Etats-Unis, et a continué la suprématie des Etats-Unis parmi les pays du monde producteurs de charbon.

On a fabriqué aux Etats-Unis, en plus grande quantité, toutes sortes de matériel de chemin de fer, particulièrement des wagons en acier, des locomotives et des rails d'acier, ces derniers ayant été prouvés être, sur les marchés du monde, supérieurs à tous ceux fabriqués à l'étranger.

Comme preuve de l'estime dont jouissent, en Allemagne, les machines agricoles construites aux Etats-Unis, ce pays a nommé, dans le courant de l'année dernière, un expert spécial pour visiter non seulement les manufactures où ces machines sont construites, mais encore les grands

centres agricoles où leur utilité peut être pratiquement démontrée. Ces investigations ont eu pour but de faire employer davantage en Allemagne les machines construites en Amérique. M. le Baron HERMAN, expert agricole à l'ambassade allemande à Washington, ayant reconnu, dans un rapport, la supériorité des méthodes d'exploitation agricole aux États-Unis.

La réunion des membres de l'Association des fabricants de soieries a eu lieu dans la ville de New York le 26 mars 1901, et les rapports concernant cette industrie furent on ne peut plus encourageants. Depuis le commencement de l'année 1901, les demandes pour les soieries de toutes sortes et de toutes qualités ont augmenté considérablement et ont eu, pour résultat, l'établissement de nouvelles fabriques. Un des faits les plus remarquables du développement industriel du pays, pendant l'année, a été la production de pétrole, des puits produisant d'énormes quantités de cette huile minérale ayant été creusés dans les différentes parties de la République, particulièrement dans l'État du Texas. Pendant l'année fiscale finissant le 30 juin 1901, le nombre officiel de vaisseaux construits aux États-Unis s'est chiffré à 1,173, d'une capacité totale de 401,285 tonnes. Les chiffres ne comprennent pas les petites embarcations. Le tonnage de ces vaisseaux n'a été dépassé que deux fois dans les annales du pays, le maximum ayant été atteint en 1854 et 1855 avec 583,450 tonnes.

La valeur totale des minéraux de toute espèce se montait en 1880 à \$360,319,000, était en 1890 plus du double qu'en 1880, ou de \$619,612,175 et en 1900 deux fois autant environ que le total de 1890, ou de \$1,070,108,889. Ces chiffres sont une preuve du progrès énorme fait pendant les deux dernières décades.

La fonte est à la tête des produits métalliques du pays, la valeur totale en 1900 étant de \$259,944,000. Le cuivre occupe le second rang, avec une production évaluée à \$98,494,039; l'or, le troisième, avec une valeur productive se montant à \$79,322,281, et l'argent, le quatrième, avec une valeur commerciale de \$36,958,537. Les valeurs du plomb, du zinc et de l'aluminium, comparées avec celles de 1890, ont aussi augmenté.

Parmi les produits non-métalliques, le charbon est le plus important et constitue 59,3 pour cent du total, avec une valeur totale de \$221,133,513 pour les variétés bitumineuses. L'antracite de la Pennsylvanie vient après, avec une valeur de \$85,757,851. Malgré la prédiction d'une diminution dans la production de charbon du monde, les rapports officiels du Service géologique disent qu'il existe encore aux États-Unis assez de charbon non-exploité pour approvisionner le monde de combustible pendant un grand nombre d'années à venir.

La récolte probable de coton des États-Unis était estimée par le statisticien du Ministère de l'Agriculture à plus de 9,000,000 de balles pour l'année 1900-1901. La culture du thé, qui pendant plusieurs

années a attiré l'attention du gouvernement, n'est plus, disent les rapports publiés pendant le courant de l'année, à l'état d'expérience, les plantations de la Caroline du Sud ayant produit une récolte 12 pour cent plus abondante en 1900 que pendant les douze mois précédents. Le produit s'est vendu en détail \$1 la livre et en gros à un prix profitable aux cultivateurs.

Pendant l'année 1900, la valeur des neuf principaux produits agricoles du pays a atteint la somme de \$2,275,116,372, soit une augmentation \$284,430,298 en comparaison de l'année 1899. Les fruits de la Californie continuent à se vendre en très grandes quantités sur les marchés, particulièrement les citrons que les analyses chimiques ont trouvé posséder certaines propriétés qui les rendent supérieurs à tous les fruits citriques de tous les autres pays.

Pendant toute l'année, le BULLETIN du Bureau des Républiques Américaines a reproduit chaque mois les rapports mensuels publiés par le Ministère de l'Agriculture des États-Unis sur les conditions moyennes des récoltes, d'un bout à l'autre du pays.

Au commencement du mois de janvier 1901, des travaux furent commencés pour faire communiquer, par câble, les différentes îles qui forment l'archipel des Philippines et le navire *Burnside* fila du câble sur une longueur de 600 milles.

Une des mesures les plus importantes prise par le Gouvernement, pendant le courant de l'année, fut l'établissement d'un Bureau national de poids et mesures contenant tous les modèles, types de poids et mesures employés dans la République.

Au commencement de l'année 1901 la "*Dun's Review*" publiait un article intéressant, montrant ce que l'existence aux États-Unis coûtait actuellement en comparaison de ce qu'il fallait d'argent pour vivre il y a quarante ans. En prenant en considération tous les articles de consommation et les quantités nécessaires à l'existence de chaque individu, on a trouvé qu'au 1^{er} janvier 1901 on pouvait vivre beaucoup mieux avec \$78.60 qu'avec \$100 en 1860. Pendant cette dernière année, la richesse par tête était estimée à \$513.93; en 1901 elle était évaluée à \$1,232.05. En 1860 la valeur des produits agricoles, manufacturiers, miniers et des pêches était estimée, par tête, à \$60.39, et en 1901 à \$238.86.

Les statistiques officielles des chemins de fer montrent qu'à la date du 30 juin 1900 la longueur totale des chemins de fer aux États-Unis était de 193,345.78, soit 4,051.12 milles de plus que pendant n'importe quelle année depuis 1893. Le nombre de personnes employées par les chemins de fer était au 30 juin 1900 de 1,017,653, et les fonds placés dans les différentes compagnies se montaient à \$11,491,034,960.

Postérieurement au mois d'avril 1901, les bateaux à vapeur appartenant à plusieurs compagnies de navigation à vapeur de l'Amérique du Sud et faisant un service régulier entre les ports de l'Amérique du

Sud et San Francisco, ont fait escale dans les différents ports de Costa-Rica, Guatémala, Nicaragua et Salvador et ont pris à bord des cargaisons à des prix avantageux pour les exportateurs. On dit aussi que les bateaux à vapeur qui font régulièrement le service de Panama ont trouvé avantageux d'augmenter leurs chargements de l'Amérique Centrale, et, en conséquence, les variétés supérieures de café provenant des pays qui se trouvent situés dans cette section et qui jadis étaient transportées à travers l'isthme ou étaient obligées de contourner le Cap Horn, sont maintenant expédiées à New-York via San Francisco.

Le 1^{er} mai 1901, les portes de l'Exposition Pan-Américaine de Buffalo furent, avec les cérémonies d'usage, ouvertes au public, quoique la dédicace officielle ne fut pas faite avant le 20 du même mois. Pendant six mois, l'Exposition a offert l'occasion d'étudier les produits des différents pays de l'hémisphère occidental, et on croit que jamais auparavant il n'y a eu un tel étalage des ressources de toutes les Amériques.

COMMERCE EXTÉRIEUR EN NOVEMBRE 1901.

Le rapport publié par le Ministère des Finances des Etats-Unis montre que, pendant le mois de novembre 1901, le commerce extérieur des Etats-Unis s'est monté à \$208,703,310, contre \$202,056,364 pendant le même mois de 1900. Pendant le mois de novembre 1901, la valeur des importations s'est élevée à \$72,498,873, contre \$7,144,833 pendant le mois de novembre de l'année antérieure. Les exportations, pendant le mois de novembre 1901, étaient évaluées à \$136,204,446, soit une diminution en comparaison de celles du mois de novembre 1900. Pendant le mois de novembre 1901, les articles importés exempts de droits de douanes représentaient 45.44 pour cent de la valeur totale des importations, contre 41.83 pour cent pendant le même mois de l'année précédente. La grande augmentation constatée dans les importations fut principalement due à la réception des articles entrant dans les différents procédés de l'industrie du pays. Le total des droits de douanes perçus pendant le mois de novembre 1901 se montait à \$19,526,377, contre \$18,550,297 pendant le même mois de 1900.

Pendant les onze mois finissant avec le mois de novembre, les Etats-Unis ont importé pour \$800,426,231 de marchandises, contre \$760,452,507 en 1900; soit une augmentation de près de \$40,000,000. Le total des droits de douanes perçus pendant cette période, en 1901, se montait à \$224,833,333, contre \$219,264,909 pendant les onze mois de 1900.

Durant le mois de novembre 1901, les exportations des produits agricoles, miniers, des pêches et divers ainsi que la réexportation des marchandises étrangères, ont augmenté, mais une diminution s'est produite dans les produits manufacturés expédiés à l'étranger en com-

paraison du même mois de 1900. Pendant les onze mois finissant le 30 novembre 1901, les exportations étaient évaluées à \$1,328,186,131 contre \$1,332,056,242 pendant la même période de 1900. Cette diminution de \$3,870,111 est plus apparente que réelle, étant donné le fait que le rapport de 1900, comprenait la valeur des marchandises exportées à Porto-Rico et aux îles Sandwich, omise en 1901.

Pendant le mois de novembre 1901 et les onze mois finissant le 30 novembre de la même année, les importations d'or étaient évaluées respectivement à \$5,269,611 et \$49,908,291 contre \$12,641,988 et \$49,808,291 pendant les mêmes périodes de 1900. Durant le même mois dont il s'agit, les Etats-Unis ont exporté pour \$15,905,612 d'or et pendant les onze mois pour \$52,598,928.

En novembre 1901, les importations d'argent étaient évaluées à \$2,796,532 et pendant les onze mois finissant avec le mois de novembre, à \$28,358,192. Pendant les périodes citées, les exportations d'argent étaient évaluées respectivement à \$41,689,208 et \$50,914,826.

Voici quelles étaient, d'après les statistiques officielles, les exportations et importations des Etats-Unis pendant le mois de novembre 1901, comparées avec celles du même mois de l'année antérieure:

Classification.	1901.	1900.
IMPORTATIONS.		
Denrées alimentaires et animaux.....	\$16,351,245	\$20,127,014
Articles bruts entrant dans les différents procédés de l'industrie du pays.....	25,870,811	19,195,143
Articles entièrement ou partiellement manufacturés destinés à être employés comme matériaux dans les manufactures et les arts mécaniques.....	8,189,761	6,650,112
Articles manufacturés pour la consommation.....	11,188,160	9,703,028
Articles de luxe.....	10,598,923	9,678,723
Total.....	72,198,873	65,354,000
EXPORTATIONS.		
Produits agricoles.....	95,408,013	91,358,665
Produits manufacturés.....	30,151,895	32,281,487
Produits miniers.....	3,201,118	2,989,559
Produits forestiers.....	3,895,061	4,179,116
Produits des pêches.....	1,418,817	1,066,635
Produits divers.....	139,190	90,025
Total des produits du pays.....	134,220,094	131,965,559
Marchandises étrangères réexportées.....	1,981,352	1,735,766
Total généraux.....	136,201,446	133,701,325

PÊCHE DE LA BALEINE EN 1901.

D'après le "Bradstreet's" de New York, on n'aurait capturé cette année que 28 baleines franches; c'est le résultat le moins favorable obtenu depuis de nombreuses années.

L'année dernière, il y avait encore 200,000 livres de fanons de baleine sur le marché américain, mais le 15 octobre de cette année, le stock descendait à 78,500 livres.

Lors d'une vente récente, les fanons de baleine ont été payés à raison de \$2.50 la livre, et les négociants de New Bedford affirment que leur prix finira par atteindre \$4 la livre.

Toutes ces circonstances semblent indiquer que la pêche de la baleine, jadis très importante, décroît rapidement et finira par disparaître complètement.

En 1846, la flotille américaine couportait 722 bateaux jaugeant ensemble 231,406 tonnes et les captures atteignaient une valeur totale de \$21,000,000. Huit ans plus tard, la valeur du produit de cette pêche n'était plus que de \$10,776,000, pour tomber ensuite à \$2,630,000 en 1880. En 1894, les Etats-Unis ne comptaient plus que 85 bateaux armés pour la pêche de la baleine et la valeur des prises ne s'élevait qu'à \$982,000. En 1893, la flotille américaine de l'océan arctique capturait 294 baleines à tête arquée, d'une valeur de \$180,000.

Bien que les huiles minérales et les succédanés des fanons de baleine aient causé un tort considérable à cette industrie, on estime cependant que de nouvelles pêcheries seraient encore profitables, si l'on y rencontrait des baleines en assez grand nombre.

Les mers antarctiques ont été explorées dans tous les sens, sans grands résultats. L'une après l'autre, la plupart des anciennes pêcheries ont été dépeuplées, et il est plus que probable que la pêche de la baleine cessera bientôt d'être pratiquée régulièrement.

CONCURRENCE DES CHAUSSURES AMÉRICAINES.

D'après le "Times" de Londres, la "foire des chaussures et du cuir" qui a eu lieu dernièrement dans "l'Agricultural Hall," à Islington, a offert cette année un intérêt tout particulier, parce qu'elle a été plus importante que toutes celles qui l'ont précédée.

Elle comptait 250 exposants venant des principaux centres manufacturiers de chaussures d'Angleterre, du Canada, des Etats-Unis et de plusieurs pays continentaux. Mais, bien que cette exposition fût, par ce fait même, essentiellement internationale, la partie la plus intéressante était le compartiment réservé aux produits des fabriques anglaises et américaines, ces dernières étant représentées en bien plus grand nombre que les années précédentes.

La concurrence américaine dans l'industrie de la chaussure n'est pas précisément de date récente; elle existe depuis neuf ans déjà, mais ce n'est que tout dernièrement qu'elle a commencé à prendre d'aussi grandes proportions.

Pendant ces dix dernières années, l'importation des marchandises américaines en Angleterre a augmenté d'une façon lente mais continue, si bien que l'année dernière elle s'est élevée à une valeur de 300,000 livres sterling. Quoique ce chiffre paraisse, à première vue, très considérable, il faut remarquer que, somme toute, l'importation américaine de chaussures est inférieure à la moitié de l'importation totale de cet article et que, d'autre part, l'importation totale n'atteint que la moitié de l'exportation de ce même article. Mais il est certain que cette concurrence, de peu d'importance quant à présent, si on la

comparer à l'ensemble des affaires, mérite d'attirer toute l'attention des fabricants. Elle se fait surtout sentir dans l'article moyen des qualités supérieures. Les chaussures américaines ont de la légèreté, de l'élégance et du fini, si bien que, à qualité égale, mises sur le marché au même prix que celles des manufactures anglaises, elles s'y vendent plus facilement.

LE PAPIER DE CANNE À SUCRE.

Dans les sucreries de la Louisiane et du Texas, on utilisait jadis comme combustible les déchets de canne ou bagasses dont on avait extrait le jus par pression. Aujourd'hui que cette extraction se fait par macération, comme pour le sucre de betterave, et qu'on ne peut brûler les résidus mouillés, on en fait du papier.

Pour cela, on laisse fermenter les déchets pendant un certain temps; puis on y ajoute un mélange de soude et de chaux, et on les cuit à la vapeur sous pression dans de grands autoclaves. Le produit qui en résulte est de la cellulose pure, qui, une fois hachée et lavée, constitue une excellente pâte à papier.

On a commencé par faire du papier brun d'emballage; on fabrique aussi maintenant des papiers blancs et fins. Ce procédé prend une grande extension; une seule fabrique dans la Louisiane produit journalièrement plus de 10,000 kilogrammes de papier.

RAPPORT OFFICIEL SUR LA RÉCOLTE, JANVIER 1902.

Le statisticien du Ministère de l'Agriculture, dans le rapport qu'il a publié pendant le mois de janvier, estime que le rendement moyen du blé aux États-Unis, pendant l'année 1901, était de 14.8 boisseaux par acre, contre 12.3 boisseaux en 1900 et 1899, respectivement, et 13.3 boisseaux la moyenne des moyennes des dix dernières années. La nouvelle aire plantée de froment touselle est estimée provisoirement à 32,000,000 acres, soit une augmentation de 5.6 pour cent de plus que l'aire enssemencée pendant la saison de 1900. Celle plantée de seigle d'hiver est estimée provisoirement à 1,250,000 acres, soit une augmentation de 2.9 pour cent sur l'aire enssemencée pendant l'automne de 1900.

Le Ministère de l'Agriculture n'a publié aucun rapport, au sujet du blé touselle, postérieur au 1^{er} décembre 1901. A cette date la condition était 86.7 pour cent de la normale, contre 97.1 pour cent à la même date de 1900.

HAÏTI.

L'INDUSTRIE DU CAFÉ.

Le Consul général belge aux Antilles a adressé récemment à son gouvernement un rapport au sujet de l'industrie du café de la République, dont voici un résumé:

Il y a actuellement à Haïti 50,000 hectares (125,500 acres) plantés

de cañiers. La plante fut introduite pour la première fois dans le pays en 1715 et sa culture a fait bientôt des progrès considérables. Il y a peu de régions connues des agriculteurs qui réunissent, au plus haut degré, les conditions nécessaires à la culture du café, qui sont la fertilité du sol, la chaleur et l'humidité. Les collines qui s'élèvent à une hauteur de 1,300 à 1,600 pieds sont, dit-on, particulièrement propre à la culture de cette plante.

Voici le nombre de livres de café exportées par la République pendant les années ci-après désignées:

	Livres.		Livres.
1894-95	75,371,865	1897-98	67,437,593
1895-96	47,643,451	1898-99	61,622,184
1896-97	73,057,397	1899-1900	72,122,781

Un droit d'exportation de \$3.86 $\frac{2}{3}$ par 100 livres est levé sur tous les cafés expédiés de la République.

DROITS DE PORT.

D'après un journal de commerce français, les différents droits établis sur la navigation sont ainsi fixés dans la République d'Haïti:

Droit de pilotage.—Varie de 2 à 20 gourdes par navire, selon le tonnage. Il n'est du reste pas le même pour tous les ports.

Droits de visite sanitaire.—De 8 à 16 gourdes pour les voiliers et 25 gourdes pour les vapeurs de tout tonnage.

Droit de phare.—A Port-au-Prince seulement 6 centimes de gourde par tonneau de jauge pour les navires étrangers, la moitié pour les bâtiments nationaux.

Droit de tonnage.—Cinquante centimes de gourde par tonneau de jauge pour les voiliers et 25 centimes par tonneau de marchandise débarquée pour les vapeurs.

Droit de fontaine.—Là où il y a de l'eau pour les navires, de 2 à 10 gourdes, suivant le tonnage.

Droit d'échelle.—Tout navire relevant d'un port à un autre pour charger les produits du pays paie un droit fixe de 25 à 50 gourdes, selon le tonnage.

Droit de sortie.—Droit fixe de 2 gourdes par navire.

MEXIQUE.

DE TAMPICO AU PACIFIQUE.

[Suite du rapport sur le Mexique par M. le Baron MONCHEUR, Ministre Plénipotentiaire de Belgique à Washington.]

TERRITOIRE DE TÉPIC.

Le versant du Pacifique, depuis Guadalajara jusque Guaymas, dans l'Etat de Sonora, est encore absolument dépourvu de chemins de fer. C'est donc en voiture et à cheval que j'ai franchi cette distance d'en-

viron 1,600 kilomètres pour visiter le Territoire de Tépïc, l'Etat de Sinaloa dans toute sa longueur et le sud de Sonora.

Le Territoire de Tépïc faisait partie autrefois de l'Etat de Jalisco. Il en a été détaché à une date récente, en 1884.

An point de vue des voies de communication, Tépïc est complètement déshérité. Anciennement, le Territoire était traversé par une route pavée qui, partant du port de San Blas, aboutissait à Guadalajara. Ce chemin, qui faisait honneur au travail des ingénieurs espagnols, était carrossable sur toute sa distance, de sorte que les marchandises pouvaient être expédiées sans transbordement depuis San Blas jusqu'aux villes de l'intérieur du Mexique.

Cinquante ans d'incurie ont laissé la route se transformer de nos jours en un véritable ravin, servant de lit aux torrents durant la saison des pluies. Le chemin est même devenu impraticable aux voitures en toute saison sur une partie de son parcours, de sorte que le voyage de Guadalajara à Tépïc a été un des plus difficiles et des plus pénibles que j'ai effectués au Mexique.

Du temps où le fameux général LOZADA organisait le brigandage dans la Sierra, cette route a été le théâtre de scènes mentrières dont le récit est encore dans toutes les bouches, mais depuis une quinzaine d'années la sécurité est complète.

La ville de Tépïc, qui compte environ 14,000 habitants, est en décadence. Jadis, c'était l'entrepôt des marchandises d'Europe en destination de Guadalajara et d'autres villes du plateau central. Aujourd'hui le commerce de ces localités a tout intérêt à introduire ses importations par Tampico, faisant ainsi une très grande économie de temps et d'argent, car, vu l'état des chemins, le transport à dos de mule, de San Blas à Guadalajara, coûte 35 piastres (88 francs) la tonne.

Du temps de sa prospérité d'énormes fortunes ont été faites à Tépïc par des maisons d'importation; si la ville est moins florissante actuellement, le Territoire tout entier l'est davantage.

L'agriculture s'est développée depuis la cessation du régime de guerre et de brigandage qui obligeait souvent l'hacendado à quitter précipitamment ses terres pour venir chercher un refuge dans les villes.

Le commerce de transit ayant disparu, le mouvement commercial se borne maintenant aux besoins de la même ville et des environs. Il ne reprendrait d'importance que par la création d'une ligne de chemin de fer, et cette éventualité est peu probable d'ici à bien longtemps. En effet, les difficultés naturelles sont énormes, et d'autre part, une ligne de San Blas à Tépïc-Guadalajara n'aurait que peu de trafic.

On préférera, pour le transport des marchandises, la ligne actuellement en construction de Manzanillo à Guadalajara, Manzanillo étant un port bien meilleur et plus commode que San Blas.

Le climat du Territoire de Tépïc est tempéré, sauf la zone basse rapprochée de la mer qui est très chaude.

La partie tempérée est très saine. Les maladies contagieuses, comme le typhus et la scarlatine, qui font tant de victimes à Mexico, y ont un caractère bénin. Les qualités antiseptiques de l'atmosphère sont prouvées par la rapidité avec laquelle se guérissent les blessures.

Dans la zone de terre chaude, la fièvre paludéenne est trop fréquente et la fièvre pernicieuse n'est pas rare. La fièvre jaune n'apparaît sur cette côte qu'exceptionnellement. La dernière épidémie date de 1883.

Tépic offre dans beaucoup de parties du territoire un champ favorable aux entreprises agricoles. Comme la spéculation des étrangers ne s'est portée que bien peu de ce côté, les terrains y sont encore à bon marché. Il est à présumer que, d'ici à quelques années, l'immigration américaine qui descend de plus en plus vers le sud, s'arrêtera dans cette région et fera immédiatement augmenter le prix des terrains.

Dans la zone tempérée, la principale culture est celle du maïs; on élève aussi beaucoup de bétail.

Comme il y a de nombreux cours d'eau descendant de la Cordillère, l'irrigation artificielle est possible, ce qui rend facile la culture de la canne.

On y rencontre une foule de champs de canne avec des moulins primitifs pour la fabrication du piloncillo; mais la maison espagnole *AGUIRRE* est la seule qui possède de grandes plantations de cannes avec des sucreries perfectionnées.

Cette puissante maison a créé ses deux plantations à Puga et la Escondida, à 10 kilomètres au nord de Tépic. Les champs sont irrigués.

D'importants travaux ont même été pratiqués dans ce but à la Escondida. Chose rare au Mexique, la terre est amendée par de l'engrais, spécialement par de la graine de coton. Les machines des deux sucreries sont du dernier système. Elles viennent de France, à l'exception des chaudières et des centrifuges qui sont de fabrication américaine. Des chutes d'eau fournissent la force motrice aux deux établissements, ce qui leur constitue une sérieuse économie.

Les deux sucreries réunies traitent environ 225 tonnes de cannes par jour. Le salaire des ouvriers est de 50 à 75 centavos (1 fr. 25 c. à 1 fr. 90 c.) par jour. Il a une tendance à monter, mais cette hausse du taux des salaires ne changera pas la situation de l'ouvrier. Celui-ci est absolument étranger jusqu'ici aux idées de bien-être et n'éprouve aucun désir de s'élever sur l'échelle sociale. S'il gagne davantage il travaillera moins, ou consacrera le surplus de ses gains à la boisson et non pas à améliorer le sort de sa famille.

La culture du café paraît devoir donner de bons résultats. Les échantillons envoyés à New-York ont été jugés de qualité supérieure, et à Hambourg on les a estimés à un prix dépassant non seulement celui du café du Brésil, mais aussi du Cordoba et autres cafés de la côte orientale du Mexique. Toutefois cette culture n'est pas encore du tout développée. Il n'y a que deux plantations importantes, dont

l'une appartient à une maison allemande et l'autre à des Français. Elles sont situées dans le district de Compostelles, au sud de Tépïc et non loin du Pacifique, à une altitude de 700 à 800 mètres. Les arbres sont d'une belle venue, mais l'entreprise est encore trop récente pour qu'on puisse juger de son succès définitif. Les meilleurs terrains de café s'étendent dans le district de Compostelles dans une zone parallèle à la mer et à une hauteur de 800 mètres.

La plantation allemande est établie sur une propriété de 32,000 hectares d'un seul tenant, qui part de la mer pour s'élever à une altitude de 1,000 mètres dans l'intérieur du pays. Elle comprend 430,000 pieds de café qui commencent à produire. En défrichant les terrains on a laissé de la futaie qui donne de l'ombrage aux jeunes plantes. Le prix de vente du café a été sur place, l'année dernière, de 18 piastres le quintal de 46 kilogrammes, soit 1 franc le kilogramme.

Oltre le café, la compagnie cultive la canne à sucre, le tabac, le cacao et élève du bétail dans les parties montagneuses. Elle a aussi une fabrique de savon où elle utilise l'huile des noix de palme qu'on récolte en abondance le long de la côte. Les salaires sont de 50 centavos; le système désastreux des avances aux ouvriers, qui est la règle dans les États du Sud, n'existe pas ici.

L'hacienda est reliée aux bureaux de la direction à Tépïc par une ligne téléphonique de 80 kilomètres de longueur. Sous le rapport des communications téléphoniques, on a fait au Mexique des progrès étonnants. Certains propriétaires ont établi des lignes particulières de plus de 200 kilomètres de longueur pour correspondre avec leurs haciendas.

La plantation française possède environ 100,000 pieds de café à peu de distance de celle des Allemands.

Enfin, la maison AGUIRRE, dont j'ai déjà parlé, a planté du café à la Fortuna, entre Tépïc et San Blas. Ce café, qui est irrigué artificiellement, n'a que peu d'importance.

Dans la zone de terre chaude on cultive aussi le tabac et le coton.

Le tabac, quoi qu'en disent certains prospectus, est de qualité inférieure, non pas tant d'ailleurs à cause de la nature du sol que parce qu'il n'est pas traité ni cultivé avec soin. Il vaut de 3 à 4 piastres l'arrobe (75 centimes à 1 franc le kilogramme).

On l'exporte dans l'Amérique Centrale, qui absorbe environ un million de kilogrammes de tabac provenant de la côte mexicaine du Pacifique. Cette industrie est susceptible de réaliser de grands progrès. Les plantations du Rio Chila, qui ont fait venir des ouvriers de Cuba, obtiennent déjà de meilleurs résultats.

Le coton se cultive sur différents points le long de la côte et se vend très facilement aux deux fabriques de cotonnades établies à Tépïc. Sa qualité est inférieure à celle du coton des États-Unis, mais suffit pour les manufactures qui ne produisent que l'article courant de calicot. Cette culture n'est pas sans danger, parce que les pluies intem-

pestives viennent parfois détruire la récolte. Comme les planteurs ne fument pas la terre, ils voient aussi le rendement diminuer rapidement. La production moyenne est de 1,150 kilogrammes par hectare.

Le caoutchouc pousse à l'état sauvage, mais jusqu'ici on n'a fait aucun essai de plantation. Les terrains le long de la côte, détrempés par les cours d'eau qui s'y jettent, sont excellents pour les rizières qui sont d'un bon rapport.

Le riz s'expédie jusqu'à Mexico. Il se vend sur place à 16 piastres (40 francs) la première qualité et 12 piastres (30 francs) la seconde pour la carga de 138 kilogrammes.

D'après les renseignements que m'a donnés le gouverneur de Tépïc, le hennequen du Yucatan pousserait ici à l'état sauvage, mais on n'a fait aucune tentative pour l'utiliser.

Le terrain convient aussi à l'olivier. Si cet arbre est encore presque inconnu au Mexique, sauf en basse Californie, c'est que sa culture est interdite, de même que celle de la vigne, par la domination espagnole, qui entendait réserver à la mère-patrie le monopole de la vente du vin et de l'huile.

Dans cette région le maïs ne coûtait, en février dernier, qu'une piastre et demie (3 francs 75 centimes) l'hectolitre. J'ai pu constater qu'en d'autres localités du Pacifique, son prix était à la même époque de 4 piastres. Ce phénomène provient de la difficulté des moyens de transport.

Chaque ville doit absorber ce qui se produit dans un certain rayon, et les prix ne peuvent pas rendre un niveau uniforme comme dans les pays où les voies de communication abondent.

Le maïs se récolte deux fois par an dans les terres irriguées en mai et décembre. Les haciendas qui ne sont pas trop éloignées de San Blas en envoient dans ce port, d'où l'on exporte, par petites quantités d'ailleurs, en Amérique Centrale et en Basse Californie.

On élève et on engraisse beaucoup de bétail dans le district d'Acaponeta, non loin de la frontière de Sinaloa. On y trouve en abondance le "capomo," arbre spécial à la côte du Pacifique entre Sinaloa et Colima. Sa feuille et son fruit offrent un aliment excellent aux animaux durant la saison sèche, précisément quand les autres fourrages font défaut.

Le bétail se vend 30 à 50 pour cent moins cher sur le versant du Pacifique que sur celui de l'Atlantique.

En somme, Tépïc offre pour l'agriculture des ressources considérables, dont on n'a que bien peu profité jusqu'à présent. Seulement les voies de communication font défaut. Les produits doivent être exportés par mer. En outre la population ouvrière laisse à désirer en terre chaude, comme nombre et comme travail, et il est très difficile d'y amener des hommes de la terre tempérée.

Enfin, les propriétés sont trop souvent dépourvues de titres en règle. On m'a cité des cas où les frais de procédure pour faire régulariser

les titres d'une acquisition ont dépassé le montant du prix d'achat lui-même.

Les occasions d'acheter de grands biens dans des conditions relativement avantageuses se présentent encore fréquemment. Ainsi, dans le district de Compostelles, on peut acquérir l'ancienne hacienda des marquis de MIRAVALLE. La maison d'habitation porte encore sur le portail les armes de la famille. La contenance est de 31,000 hectares dont une grande partie consiste en "monte" (terrain boisé) de peu de valeur, mais il y a une magnifique plaine de 3,500 hectares irrigables et convenant à la culture de la canne et à l'engraissement du bétail. Cette hacienda est actuellement presque à l'état d'abandon et on l'obtiendrait pour un prix minime.

Dans la région de terre chaude, l'hacienda de San Lorenzo s'étend sur une distance énorme, le long du fleuve Santiago jusqu'à la mer. Sa superficie est de 105,000 hectares; le long du fleuve il y a une riche terre d'alluvion et on pourrait y faire les différentes cultures de terre chaude et de terre tempérée. Elle renferme aussi de belles forêts; j'ai vu de magnifiques pièces de bois d'ébénisterie qu'on en avait tirées. Ce bien pourrait être acheté, m'a-t-on dit, sur le pied de 4,000 piastres le sitio (environ 5 fr. 70 c. l'hectare). J'ai vu à vendre également sur la route de San Blas à Tépic, à 34 kilométrés de cette dernière ville, une hacienda de 52,000 hectares, dépendant de la succession du Général ROMANO, ancien gouverneur du territoire. La propriété commence à Navarete et s'étend jusqu'à la mer. Elle se trouve par conséquent dans la zone de terre chaude.

Naturellement, elle contient des terres de toutes les catégories et certaines parties ont fort peu de valeur, mais la plaine du côté de San Blas est couverte d'une terre d'alluvion et est d'une fertilité admirable. Il y a là plus de 10,000 hectares irrigables, grâce aux cours d'eau qui traversent la propriété. La végétation de la forêt remplie de palmiers est d'une force extraordinaire et prouve la richesse du sol.

Une bien faible partie des terrains est mise en culture. On en loue aux Indiens qui récoltent le maïs et le frijol (lentilles). Dans la plaine on a semé quelques milliers d'hectares en zacate (fourrage), para et de guinée pour l'élevage des bestiaux. Ce fourrage pousse d'une façon véritablement exubérante; mais le bétail qu'on y élève est beaucoup trop peu nombreux et la plus grande partie de cette richesse va se perdre. Une compagnie pourrait certainement faire dans cette région une entreprise agricole au moins avec autant de succès que dans l'Etat de Vera Cruz ou dans l'avantage d'un climat plus sain et de salaires beaucoup plus bas.

Dans l'Etat de Vera-Cruz, le grand nombre de plantations et les entreprises de travaux publics dans l'isthme ont fait monter le salaire de l'ouvrier à une piastre. A Navarete il est encore de 3 réaux (37 centavos, ou 1 franc environ).

DÉVELOPPEMENT INDUSTRIEL—CONCURRENCE AMÉRICAINE

D'après une récente communication de la Légation de Belgique, à Mexico, au "Bulletin Commercial" de Bruxelles, il résulte que la concurrence américaine pour les métaux, machines, etc., se fait de plus en plus sentir au Mexique, et que les fabriques européennes éprouvent de grandes difficultés pour obtenir des commandes dans le nord de la République, par suite de la proximité des Etats-Unis. Ce n'est actuellement que dans le Sud que nos industriels ont des chances sérieuses de voir leurs offres acceptées.

Ce rapport dit que c'est vers le nord du Mexique que se dirigent maintenant la plupart des ingénieurs et des capitalistes américains, qui finiront par y accaparer l'industrie et le commerce.

Seul le manque de communications et de capitaux a empêché jusqu'ici l'Etat de Sonora de prendre le développement dont il est susceptible, car on y trouve en abondance les métaux les plus recherchés — or, argent, cuivre, fer, antimoine, et mercure. Le district de Cananea, par exemple, produit plus de cuivre que tout le reste du pays.

Une nouvelle culture, celle des orangers, prend beaucoup d'extension dans l'Etat de Sonora. Cette année la récolte du district d'Hermosillo comprendra, à elle seule, 400 wagons destinés aux Etats-Unis. Ce chiffre concerne seulement les oranges hâtives qu'on expédie, comme primeur, avant la récolte des fruits de la Californie du Nord. Les districts fourniront un chargement d'environ 200 wagons pour les Etats-Unis.

Les plantations d'orangers augmentent chaque année, et peu à peu les Mexicains adoptent les méthodes de culture américaines et soignent leurs expéditions.

La culture de la canne à sucre continue à se développer au Mexique, surtout dans les Etats de Vera Cruz, Tamaulipas et Jalisco. L'importation des machines, destinées aux établissements sucriers, augmente également. A la fin d'octobre dernier, elle avait déjà atteint une valeur de 1,200,000 piastres, et l'on compte que le résultat de l'année entière dépassera ce chiffre d'environ 100,000 piastres.

DÉVELOPPEMENT DES CHEMINS DE FER.

Un journal officiel de date récente publie les détails suivants sur le développement du réseau des chemins de fer mexicains:

Le "Mexican National Railroad," la ligne à voie étroite entre Laredo, Texas, et Mexico, vient d'être acquis par un groupe de capitalistes de New-York, et la transformation de la voie est décidée en principe. Les travaux nécessaires pour modifier la voie actuelle et en faire une voie normale réclament une dépense de \$10,000,000 or; on calcule que sur cette somme \$7,500,000 seront employés à l'achat, aux Etats-Unis, de matériel fixe et roulant.

On croit que les travaux commenceront dans quelques mois.

La même compagnie de New-York a racheté la ligne du "Mexican International Road" d'Eagle Pass à Torréron; d'importantes améliorations seront réalisées, spécialement en ce qui concerne le matériel roulant.

La construction d'une ligne "Kansas City, Mexico and Orient Railway," qui doit relier cette première ville à Port-Stilwell, autrefois Port-Topolobampo, sur le golfe de Californie, continue assez lentement. La société qui dirige cette entreprise (connue sous le nom de Stilwell interests) a acquis récemment la ligne de Pachuca-Zacualtipam et Tampico.

Cette dernière ligne, dont une partie seulement est construite (de Pachuca vers Zacualtipam), traverse de riches gisements de fer.

Le concessionnaire de cette voie ferrée jouit d'un fort subside alloué par le gouvernement mexicain, et les ingénieurs sont d'avis que c'est la ligne la plus accessible vers Tampico.

On compte se servir, temporairement du moins, de la ligne mexicaine de Vera Cruz, reliant Pachuca à cette ville.

Le gouvernement mexicain a conclu récemment un contrat avec un groupe financier de Chicago, qui projette de creuser un canal mettant le port de Tuxpan en communication avec Panuco et de là avec Tampico.

Tout dernièrement aussi, des financiers de New-York ont obtenu la concession d'une ligne à voie étroite d'Hidalgo à Tuxpan; mais les travaux n'ont pas encore été commencés.

Sur la ligne "Vera Cruz and Pacific," qui doit relier Cordoba (Mexican Vera Cruz Railroad) à San Juan Evangelista (Tehuantepec National Railroad), les travaux sont poussés avec activité et on espère les voir terminés dans deux ans.

Il en est de même pour la construction de la ligne de Tehuantepec et des ports de Coatzacoalcos et Salina Cruz; mais ici les avis diffèrent: les uns disent que ces ouvrages seront achevés dans deux ans, les autres affirment qu'ils ne le seront pas dans trois ans au plus tôt.

Toutefois, à mesure que les travaux du chemin de fer de l'isthme de Tehuantepec avancent, le développement commercial et industriel de cette contrée prend de l'extension.

Un groupe de financiers de Saint-Louis, Missouri, va, paraît-il, établir à Coatzacoalcos une grande fabrique de matériaux de construction et une autre de glace. On va également installer dans cette ville une maison de commission américaine, qui exportera des produits de l'isthme et importera toutes les matières premières nécessaires aux exploitations créées dans le pays. La scierie établie au kilomètre 188 de la voie ferrée enverra bientôt ses bois de construction à Mexico.

Les propriétaires les plus importants de l'isthme sont d'avis que dans cinq ans la richesse de cette contrée sera mise en valeur.

On prévoit un chiffre de recettes très élevé pour le nouveau chemin

de fer, en comptant seulement, pour assurer le trafic, sur le fret des marchandises de l'Amérique Centrale et de l'Amérique du Sud.

La prochaine extension des voies ferrées dans l'Etat de Jalisco a attiré de ce côté les ingénieurs américains. Ils ont découvert récemment une mine de fer près de Tuxpan et ont rencontré des terrains riches en fer, en plomb et en argent dans le reste du territoire de cet Etat.

Le développement pris par les chemins de fer permettra bientôt d'exporter les métaux précieux par les ports du Pacifique.

De nouveaux établissements sidérurgiques vont être construits au Mexique, à Teziutlan, à Torréon et à Hidalgo del Parral. Il est question d'en construire à Durango, à Guanaceoi (quand le Chemin de Fer central mexicain sera prolongé jusqu'à cette ville) et à Ameca (Jalisco). Toutefois, ce ne sont encore là que des projets qui ont pris naissance à la suite du rendement de plus en plus considérable des mines.

De nombreuses améliorations ont été introduites, sur la ligne du Mexican Southern Railroad, chemin de fer à voie étroite, allant de Puebla à Oaxaca (telles que réfection de la voie et travaux de drainage). Cette ligne sera bientôt prolongée d'Oaxaca à Ocotlan, centre d'un riche district minier.

Un chemin de fer électrique de Tehuacan (Mexican Southern) à Esperanza (Mexican Vera Cruz) vient d'être construit. On a mis également en exploitation, l'année dernière, une ligne électrique reliant Torréon (Mexican Central Railway) à Lerdo, et qui traverse une contrée agricole très prospère (coton, canne, etc.).

On a accordé récemment à une société mexicaine-américaine le droit de construire, autour de Mexico, un réseau électrique reliant les communes suburbaines.

D'autres financiers américains sont venus dernièrement pour étudier la construction de tramways électriques dans les villes les plus importantes de la République, mais jusqu'ici aucune concession ne leur a été accordée.

Quant à la ligne du "Mexican Central," qui vient de passer dans les mains du groupe de capitalistes qui est à la tête de la Standard Oil Company, elle est devenue la plus importante de la République. Les divers prolongements exécutés en 1900, ont atteint un développement de 69.44 milles. La longueur totale de la ligne, y compris tous les embranchements secondaires, est de 2,352 milles.

Depuis le 31 décembre dernier la construction de la ligne de Zapotlan à Tuxpan est presque achevée; celle de Parral, a avancé de 97 milles; celle de Rio Verde, de 25 milles.

LA PRODUCTION AGRICOLE DE CORDOBA.

On évalue la production agricole du canton de Cordoba, depuis le commencement de l'année, à 50,000 kilogrammes de riz, 1,200,000

kilogrammes de tabac, 40,000 de piments et 2,000,000 de café, et l'on peut assurer que cette production a dépassé de beaucoup celle de l'année dernière.

Le maïs, bien que venant en seconde ligne parmi les produits de la région, a été l'objet d'une splendide récolte: elle dépasse 225,000 hectolitres.

Les exportations de fruits aux États-Unis et en Amérique du Sud augmentent chaque jour. Les producteurs ont passé des contrats avec la Compagnie du chemin de fer Mexicain, aux termes desquels celle-ci s'engage à fournir sans retard aux propriétaires les fourgons dont ils auront besoin et à remettre immédiatement les fruits aux ports d'expédition. Les principaux fruits exportés de Cordoba, sont les ananas, très recherchés aux États-Unis, les bananes, les mameyes, les chérimoyas, les anones et les papayas.

LES RICHESSES MINIÈRES DE COAHUILA.

D'après le "Diario del Hogar," les terrains situés sur les deux rives de la rivière Sabinas, sont explorés et l'on calcule qu'ils renferment 150,000,000 de tonnes de charbon, ce qui, à 4 piastres la tonne, représente une valeur de 600,000,000 de piastres. Les mines de Villa Fuentes sont les seules en exploitation dans le district limitrophe de Rio Grande; on calcule leur existence en charbon à 100,000,000 de tonnes, soit 400,000,000 de piastres, argent mexicain, valeur positive et non imaginaire.

RICHESSE MINIÈRE DE L'ÉTAT DE SONORA.

M. NAUGLE, le Gérant Général américain du chemin de fer de Sonora, s'exprime ainsi au sujet de l'avenir minier de cette partie de la République. La Sonora, dit M. NAUGLE, est l'État le plus riche du Mexique en métaux qui sont actuellement l'objet de la plus forte demande. Son sous-sol regorge de soufre, d'or, d'argent, de cuivre, de fer, de charbon, d'antimoine, de mercure et de graphite. Le district de Caleana fournit à lui seul plus de cuivre que le reste du pays, et cette région deviendra certainement, un jour, le centre principal du monde, où se fourniront les industriels de toutes les nations. Cette zone minière se développe avec une rapidité inconcevable. C'est à ce point qu'en moins de trois ans, un territoire désolé et inhabité s'est transformé en un cité ouvrière de 8,000 habitants.

PÉROU.

COMMERCE DES CIMENTS.

En 1897, le Pérou recevait 1,348 tonnes de ciment, dont 1,212 tonnes étaient, disait-on, de provenance allemande, 88 tonnes d'origine anglaise et 48 tonnes venaient du Chili.

L'année suivante l'importation se chiffrait à 2,384 tonnes. L'Alle-

magne venait au premier rang avec 75 pour cent, le Chili au deuxième avec 14 pour cent, les 11 pour cent restants ayant été fournis par l'Angleterre et la Belgique.

Pendant l'année 1899 les transactions ont continué à augmenter et sont arrivées au chiffre de 3,662 tonnes.

Les pays importateurs pendant cette période ont été: l'Allemagne 2,895 tonnes, la Belgique 423, l'Angleterre 172, les États-Unis 165, le Chili 5, l'Italie 2 tonnes.

Si l'on en juge par les travaux de construction, de pavage et de dallage en cours à Lima, il y a tout lieu de croire que les chiffres de 1900 et de 1901, qui ne sont pas encore connus, seront supérieurs à ceux des années précédentes.

A part quelques fours à chaux de peu d'importance, le Pérou ne possède pas une seule fabrique de ciment.

L'introduction, déjà ancienne, du ciment de provenance allemande, a donné à ce pays une supériorité incontestée dans le chiffre des importations, et certains entrepreneurs et constructeurs tendraient à attribuer au ciment allemand une renommée que des personnes compétentes ont affirmé être tout au moins exagérée.

Le seul avantage dont jouit à présent l'importation allemande des ciments réside dans le mode de transport et le système de vente par consignation.

Les agents allemands savent profiter des départs des voiliers en destination des côtes chiliennes et péruviennes pour remettre aux armateurs d'importantes parties de ciment, qui sont embarquées, soit comme lest, soit à des frets très réduits, à cause du manque de marchandises lourdes ou propres à être expédiées par voiliers vers ces régions lointaines.

Cette situation permet certainement au producteur allemand de diminuer ses prétentions de vente tout en se réservant encore un bénéfice suffisant. Si les fabriques étrangères de ciment désirent se créer un débouché sérieux et permanent au Pérou, elles doivent faire des prix permettant de lutter avantageusement avec une concurrence déjà très forte.

URUGUAY.

COMMERCE EXTÉRIEUR EN 1901.

La Direction des Douanes a publié le résumé général du Commerce extérieur de l'Uruguay pour le premier semestre 1901; en comparant les chiffres publiés avec ceux du premier semestre 1900 on obtient le tableau suivant:

	Importation.	Exportation.
Premier semestre 1900.....	\$12,741,288	\$17,707,638
Premier semestre 1901.....	12,509,831	17,782,249
Différence par rapport à 1900.....	-231,952	+74,611

L'attention est attirée sur les moins-values importantes qui se sont produites à l'importation dans les chapitres des boissons, des tissus et confections, compensées d'ailleurs par une plus-value très forte dans le chapitre des matériaux pour l'industrie et machines, due en grande partie à l'appoint fourni par les matériaux destinés à l'achèvement des chemins de fer de l'Ouest et aux arrivages des matériaux du port.

LA CULTURE DES TABACS.

Les conditions climatiques de l'Uruguay, ainsi que les propriétés de ses terrains, se prêtent admirablement à la culture des tabacs, et si celle-ci était rendue plus rémunératrice—car les prix que les planteurs retirent de leur récolte compensent faiblement les soins assidus que nécessite cette plante—elle pourrait faire une sérieuse concurrence aux tabacs du Brésil et du Paraguay qu'on importe chaque année en quantités considérables.

Les départements de Artigas, Tacuarembó, Rivera, Cerro, Largo, Minas, Maldonado, Canelones, Colonia, San José, Florida ont déjà de nombreuses plantations de tabac. Les plus importantes se trouvent dans les départements de Tacuarembó, Artigas, Rivera, Cerro, Largo, limitrophes de l'Etat brésilien de Rio Grande, et leur production actuelle est estimée à plus d'un million de kilogrammes.

L'analyse de quelques échantillons de ces tabacs, publiée dans le bulletin de "l'Asociacion Rural de l'Uruguay," montre que leurs propriétés ne sont nullement inférieures à celles des tabacs consommés dans le pays. Ils sont très bien préparés, d'un bel aspect extérieur; leurs feuilles pour la plupart sont sans piqûres et ont une odeur franche. Tout dénote que la culture a été intelligemment dirigée et qu'elle a été faite avec le plus grand soin.

VÉNÉZUÉLA.

PRODUCTION DE BALATA.

Le journal "El Guayanés," de Upata, Vénézuéla, dit que pendant les douze mois finissant avec le mois d'octobre 1901, on a expédié à Ciudad Bolivar de San Felix et de Guri, territoire de Yumary, plus de 1,840,000 kilogrammes (4,048,000 livres) de balata. Le district est situé au sud de la rivière Orinoco et à l'est de son affluent, la Caroni, et est en outre traversé par deux autres rivières, la Yumary et la Imataca.

Ce caoutchouc "balata" paye à l'Etat de Bolivar une taxe équivalente à environ 4 cents or par kilogramme, et au gouvernement il en paye une de 2 cents or par kilogramme. Ces taxes ont depuis été aug-

mentées d'environ 100 pour cent par kilogramme. On a perçu de plus \$772 provenant d'autres taxes, droits, etc.

Le total des revenus publics produits par le balata s'est monté, dit-on, à \$11,425.50. La valeur des exportations de balata, était en moyenne, d'après le journal en question, équivalente à 38 cents par livre, montant la valeur totale, pour les douze mois, à \$1,538,200.

LES DROITS D'ENTRÉE SUR LE CAFÉ DANS LES DIFFÉRENTS PAYS.

La France est l'un des pays du monde où le café paye les droits d'entrée les plus élevés.

Les cafés du Brésil qui s'importent en quantité si considérable acquittent à l'entrée, en France, 136 francs de frais de douane par 100 kilogrammes; ceux de provenance des colonies françaises, 58 francs seulement. L'Italie, avec ses droits de 130 à 150, et l'Espagne, 105 à 140 francs, peuvent rivaliser avec la France. Viennent ensuite le Portugal et l'Autriche, qui font payer environ 100 francs d'entrée, et la Russie, qui clôt le série des droits élevés avec 95.35 francs, toujours par 100 kilogrammes.

Dans des limites beaucoup plus modestes, on trouve ensuite l'Allemagne, 59 francs; la Norvège, 41 francs; l'Angleterre, 34.80 francs et le Danemark, 33.50 francs.

Les pays où le café paye les droits d'entrée les moins élevés sont la Suède, 16.70 francs; la Belgique, 10 francs, et enfin la Suisse, 3.50 francs seulement. Mais elle ne détient pas pour cela le record du plus faible droit, puisque le café est admis en franchise en Hollande et aux Etats-Unis.

SYSTÈME MONÉTAIRE DE L'AMÉRIQUE CENTRALE ET DE L'AMÉRIQUE DU SUD

D'après le "Moniteur Officiel du Commerce," de Paris, la population de l'Amérique Centrale et de l'Amérique du Sud, s'élevant en chiffres ronds à 60 millions d'âmes, dispose d'un fonds, en circulation, de près de 1 milliard de dollars. Plus des trois-quarts de cette somme sont en papier-monnaie sans être couverts par une encaisse métallique; 150 millions de dollars en argent sont en circulation et ne représentent guère que leur valeur métallique. Il n'y a que 90 millions de dollars en or. Ainsi, dans ces pays il y a en moyenne et en chiffres ronds, par tête d'habitant, 1.50 dollars or, 2.50 dollars argent et 14.50 dollars

papier. Dans la République Argentine, avec la situation favorable actuelle, l'or vaut 178 pour cent de plus que le papier-monnaie, tandis qu'au Brésil le cours du papier-monnaie ne correspond qu'à un quart environ de la valeur nominale en or.

FONDS AMÉRICAINS PLACÉS EN FRANCE.

Le "Bulletin de statistique et de législation comparée" vient de publier le chiffre total des fonds étrangers timbrés en France de 1884 à 1900.

Sur un total de 16,729,607,087 francs, les valeurs américaines entrent pour les sommes suivantes: Brésil, 490,210,044; Argentine, 310,089,288; Chili, 7,909,370; Colombie, 96,586; Costa Rica, 10,000; Saint-Domingue, 7,022,858; Guatémala, 68,500; Haïti, 47,856,895; Honduras, 1,685,976; Mexique, 86,544,753; Nicaragua, 10,000; Pérou, 1,807,100; Uruguay, 48,299,847; Venezuela, 24,985,938, et États-Unis, 18,796,867.

Il y aurait donc près de 1,000,000,000 de francs de fonds d'états américains en France dont la moitié de fonds brésiliens, et on pense que cette estimation n'est pas exacte.

ACCESSIONS

TO THE

LIBRARY

OF THE

BUREAU OF THE AMERICAN REPUBLICS,

INTERNATIONAL UNION OF AMERICAN REPUBLICS.

LIBRARY SERIES

No. 3.

JULY—DECEMBER

1901.

WASHINGTON:
GOVERNMENT PRINTING OFFICE.

1902.

Lib

Alle

2

Alv

li

r

An

A

S

An

An

P

An

d

An

F

Ar

l

Ar

N

Ari

g

—

l

Bar

M

—

t

y

Bar

Be

l

Be

l

ACCESSIONS TO THE LIBRARY
OF THE
BUREAU OF THE AMERICAN REPUBLICS.

Library Series No. 3.

July-December, 1901.

MISCELLANEOUS.

- Allen, Franklin: American silks at the Paris Exposition of 1900. New York, 1901. 20 pp. 8°.
- Alvarado, Julio: The Geographical and Exploring Commission of the Mexican Republic. Sketch of its organization and labors. By the directing engineer, Julio Alvarado, C. E. . . . Buffalo, Gies & Co., [1901]. Map. 23 pp. 8°.
- American Academy of Political and Social Science: America's race problem. Addresses at the fifth annual meeting of the American Academy of Political and Social Science, April 12-13, 1901. Philadelphia, 1901. 187 pp. 8°.
- American Chamber of Commerce (Paris) Yearbook, 1900. Paris, 1901. 140 pp. 8°.
- American Church Missionary Society: Second annual report of the Bishop of the Brazilian Mission. New York, published by the Society, 1901. 11 pp. 8°.
- American Institute of Mining and Engineers: Sierra Mojada, Coahuila, Mexico ore-deposits. New York, Institute, 1901. 40 pp. 8°.
- American Manufacturer and Iron World: Greater Pittsburg and Allegheny County, Pa. [1901.] 8°.
- Araújo, Orestes: Geografía nacional del Uruguay. Montevideo, Dornaleche y Reyes, 1879. 239 pp. 8°.
- Arboleda, Henrique: Código de aduanas. Recopilación. Bogotá, "La Unidad Nacional," 1899. 484 pp. 8°.
- Arizpe, Rafael R.: El alumbrado público en la Ciudad de México. México, Tipografía "La Europa," 1900. 204 pp. 8°.
- Estadística de las aplicaciones de la electricidad. México, "La Europa," 1900. 160 pp. 8°.
- Banco Occidental de México: Estatutos del Banco Occidental de México. . . .
- Mazatlan, M. Retes y Cía., 1900. 27 pp. 8°.
- Informes del consejo de administración y del comisario y documentos relativos al balance general correspondientes al ejercicio de 1900. Mazatlan, M. Retes y Cía., 1901. v. p. 8°.
- Barros Arana, Diego: Historia de Chile. Santiago, Jover, 1894-1898. 15 v. 4°.
- Beckner, W. M.: Address at opening of Ecuador pavilion. Louisville, Morton, 1901. 18 pp. 8°.
- Bernárdez, Manuel: El tratado de la Asunción. Montevideo, Dornaleche y Reyes, 1894. 79 pp. 8°.

- Boston Public Library: Annual report of the trustees of the library, 1900-1901. Boston, Municipal Printing Office, 1901. 154 pp. 8°.
- Brown, Hubert W.: Students' lectures on missions. Princeton Theological Seminary. Latin America. The pagans, the papists, the patriots, the protestants, and the present problem. By Hubert W. Brown, M. A. Illustrated. New York, Fleming H. Revell Co., 1901. 308 pp. 8°.
- Butler, William Mill: Paraguay. Philadelphia, Paraguay Development Company, 1901. 60 pp. 8°.
- Camera Italiana di Commercio ed Arti: Relazione del presidente e resoconto del tesoriere. Buenos Aires, 1901. 39 pp. 8°.
- Caravia, Antonio T.: Manual práctico del cultivador americano, en forma de diccionario sobre agricultura, comprendiendo varios ramos de la económica rural y doméstica. Montevideo, Imprenta "Rural," 1882. 492 pp. 12°.
- Carlo, Don Luis F.: Address of Mr. Carlo at opening of Ecuador building. Buffalo, 1901. 11 pp. 8°.
- Careis, C.: Gesetz über die Konsulargerichtsbarkeit. Giessen, Roth, 1900. 11 pp. 8°.
- Chamber of Commerce, Guayaquil: Report for 1900. Guayaquil, Nueva Oficina Tipográfica, 1901. 24 pp. 8°.
- Cincinnati Chamber of Commerce: Annual report, 1900. Cincinnati, Ohio Valley Company, 1901. 328 pp. 8°.
- Chizeau-Mortet, Modesto: La colza; su cultivo y aplicaciones domésticas é industriales. Montevideo, Imprenta "El Siglo Ilustrado," 1887. 172, (1) pp. 8°.
- Cockerell, T. D. A.: Catálogo de las abejas de México. México, Secretaría de Fomento, 1899. 20 pp. 8°.
- Compendio de geografía para escuelas. Bogotá, Librería Colombiana, 1900. 256 pp. 12°.
- Conte, Antonio H.: El gobierno de Flores, y guerra del Paraguay. Montevideo, Imprenta Latina, 1898. 462 pp. 8°.
- De Maria, D. Isidoro: Geografía elemental de la República Oriental del Uruguay, para uso de la juventud educanda. Montevideo, Imprenta "El Siglo Ilustrado," 1890. 117 pp. 8°.
- Dietrich, F.: Bibliographie der deutschen Zeitschriften. Leipzig, Spamer, 1901. 362 pp. 8°.
- Dirección de Rentas: Ley de aduana y decreto reglamentario. Buenos Aires, Tipografía de El Tiempo, 1900. 43 pp. 8°.
- Donan, P.: Biografía de Don José Fernández Madrid. Bogotá, F. Ponton, 1889. 475 pp. 8°.
- Utah. n. d. 96 pp. 8°.
- El espíritu nuevo; la iglesia y el siglo. Montevideo, Martínez, 1898. 222 pp. 8°.
- Fagalde, Alberto: Magallanes, el país del porvenir. Tomo 1. Valparaíso, "La Armada," 1901. 438 (2) pp. 8°.
- Farquhar, A. B.: A letter from Mr. A. B. Farquhar, President of the A. B. Farquhar Company, Limited, manufacturers and exporters of agricultural machinery, York, Pa. Boston, New England Free Trade League, 1897. 8 pp. 8°.
- Field Columbian Museum (publications of): Archaeological investigations on La Plata; Dorsey. Caribou of the Kenai Peninsula, Alaska. List of mammals of North and South America, Georgia, and Florida. List of land and sea mammals of North America. Oraibi royal ceremony; Dorsey. (5 pms.) Chicago, 1901. 8°.
- Fiske, John: American political ideas. New York, Harpers, 1901. 158 pp. 8°.
- Discovery of America, with some account of ancient America and the Spanish conquest. Boston, Houghton, Mifflin & Co., 1901. Maps. Illustrations and index of 31 pages. 2 v. 8°.
- Fletcher, William I.: An index to general literature. Boston, Houghton, Mifflin & Co., 1901. 679 pp. 4°.

- Flügel, Dr. Felix: Allgemeines Englisch-Deutsches und Deutsch-Englisches Wörterbuch. Braunschweig, Georg Westermann, 1894. (4th edition.) 2 v. 4°.
- Goodnow, Frank J.: Comparative administrative law. New York, Putnam's Sons, 1897. 2 v. 8°.
- Gonzales, Nicolás Augusto: El Ecuador en el conflicto internacional del Pacífico. Lima, E. Moreno, 1901. 34 pp. 8°.
- Gonzalo, Ramírez: La tasa del impuesto en la Argentina y pueblos de Europa. Montevideo, "La Razón," 1901. 324 pp. 8°.
- Häenke, Tadeo: Descripción del Perú. Lima, "El Lucérno," 1901. 320, (2) pp. 8°.
- Hartford Public Library: Sixty-third annual report of directors. June, 1901. Hartford Library, 1901. 22 pp. 8°.
- Hartman, L. B.: The Republic of America. New York, Abbey Press, 1901. 116 pp. 8°.
- Heilprin, Louis: Historical reference book. New York, Appleton, 1899. 592 pp. 8°.
- Henderson, John B.: American diplomatic questions. New York, The Macmillan Co., 1901. 529 pp. 8°.
- Hettner, Alfred: Reisen in columbianischen Aenden. Leipzig, Duncker & Humboldt, 1888. 398 pp. 8°.
- Institut Colonial International: Chemins de fers aux colonies et dans les pays neufs. Bruxelles, Adolphe Mertens, 1900. 3 v. 8°.
- Instituto Paraguayo: Memoria del Instituto Paraguayo. Asunción, H. Kraus, 1901. 22 pp. 8°.
- Instituto técnico é industrial del Perú: Apuntes sobre industria é minería del Perú, 1900. Lima, Imprenta Industrial, [1901]. 11 pp. 4°.
- Jaspardo, Ruperto: Trigo providencial. Toluca, 1900. 21 pp. 8°.
- John Crerar Library: Annual report, 1900. Chicago, 1901. 40 pp. 8°.
- Jordell, D.: Répertoire bibliographique des revues françaises. Paris, Lamm, 1900. 271 pp. 4°.
- Krüger, Dr. Paul: Die chilensische Reñihué-Expedition. Ein Beitrag zur Erforschung der patagonischen Aenden. Berlin, W. H. Kuhl, 1900. 8°.
- Kurze Beschreibung der Republik Chile. Leipzig, Brockhaus, 1901. Map, 36 ills., 103 pp. 8°.
- Lake Mohonk Conference: Report of the seventh annual Lake Mohonk Conference on international arbitration. Lake Mohonk Conference, 1901. 109 pp. 8°.
- Larner, J. N.: History for ready reference and topical reading. In 6 vols. 2d edition. Springfield, Nicholls, 1895. 4°.
- Lemcke, Heinrich: Das Deutschum in Mexiko. Vortrag von Heinrich Lemcke, Mexico, gehalten in der Generalkonferenz deutscher Vereine für Auswandererwohlfahrt in Hannover am 12. Mai 1901. (Sonderabdruck aus der "Kolonialen Zeitschrift," Jahrgang 1.) Illustrated. 6 pp. 8°.
- Mexico, das Land und seine Leute. Berlin, Schall, 1900. 290 pp. 4°.
- Le Feuvre, René F.: Short sketch on the Quinta Normal de Agricultura. Santiago, Imprenta Moderna, 1901. 33 pp. 8°.
- Lima, J. C. Alves de: Some revelations about the cultivation, the commerce, and the use of coffee. By J. C. Alves de Lima, formerly Consul of Brazil at Montreal. Syracuse, The Mason Press, 1901. Map. 16 pp. 8°.
- Lodge, Henry Cabot: A short history of English colonies in America. New York, Harpers, 1900. 560 pp. 8°.
- The London Times: The financial half-year. 1901. London, G. E. Wright, 1901. 534 pp. 8°.
- Lopes, J. M., and Bensley, E. R.: Diccionario inglés-español y español-inglés. Paris, Garnier, 1900. 824 + 656 pp. 4°.
- Lossing, Benjamin J.: Harper's encyclopedia of United States history. New York, Harpers, 1899. 2 v. 4°.

- Lowery, Woodbury: The Spanish settlements within the present limits of the United States, 1513-1561. New York, Putnam's Sons, 1901. Illustrated. Maps. XI, 515 pp. 8°.
- Maeso, Justo: Los primeros patriotas orientales de 1811; Montevideo, espontaneidad de la insurrección oriental contra la España en la guerra de la independencia americana. Montevideo, Imprenta de "El Laurak Bat," 1888. 248 pp. 8°.
- Markwick, W. Fisher, and William S. Smith: The South American Republics. (The world and its people. Book X.) New York, Burdett & Co., 1901. 348, (6) pp. 8°.
- Martínez Silva, Carlos: Tratado de pruebas judiciales. Bogotá, Silvestre, 1895. 115 pp. 12°.
- Maxey, Edwin: Some questions of larger politics. New York, Abbey Press, 1901. 134 pp. 8°.
- Michaelsson, E.: Conservación de la profundidad en canales dragados. Montevideo, "La Razón," 1898. 16 pp. 8°.
- Morgan, J. T.: Cuba; método para el arreglo de la cuestión cubana. Montevideo, Imprenta Artística. 21 pp. 8°.
- Morris, Henry C.: The history of colonization from the earliest times to the present day. In 2 vols. New York, The Macmillan Co., 1901. 2 v. 8°.
- New England Cotton Manufacturers' Association: Transactions of the . . . Association. No. 70. Annual meeting . . . April 21-25, 1901. Waltham, Mass., E. L. Barry, 1901. 334 pp. 8°.
- Membreño, Alberto: Nombres geográficos indígenas de Honduras. Tegucigalpa, Tipografía Nacional, 1901. 118 pp. 1°.
- New Mexico College of Agriculture: Notes on food of birds; Cockerell. Orchard notes; García. Soil investigations; Tinsley and Vernon. (1 v., 2 pms.) Santa Fé, New Mexico, Printing Company, 1901.
- New Orleans Maritime Association: First annual report of the New Orleans Maritime Association. New Orleans, Müller, 1901. 384 pp. 8°.
- Oncida Historical Society: Charter, constitution, and by-laws of the Oncida Historical Society at Utica. Officers, committees, and members. Utica, T. J. Griffiths, 1901. 56 pp. 8°.
- Opiniones de la prensa sobre trigo providencional. Texcoco, Juan Cuervo, 1899. 7 pp. 8°.
- Ordoñez, Ezequiel: The onyx marble deposits of Jimulco, Coahuila, Mexico. Mexico, Imprenta del Gobierno, 1901. 7 pp. 8°.
- Paz Soldan, Carlos: El Perú y Chile. Lima, Imprenta Liberal, 1901. 28 pp. 8°.
- Peabody Museum: Fundamental principles of old and new civilizations. Cambridge, Museum, 1901. 602 pp. 8°.
- . Memoirs. Researches in Uruñatsintla Valley. Cambridge, Museum, 1901. f°.
- . Notes on the report of Teobert Maler. Cambridge, University Press, 1901. 30 pp. 8°.
- . Prehistoric ruins of Copan, Honduras, 1891-1895. Cambridge, Museum Press, 1896. 48 pp. f°.
- Piría, Francisco: El socialismo triunfante. Montevideo, Dornaleche y Reyes, 1898. 278 pp. 8°.
- Pomar, Don Luis: Account of the fishing industry in Chile. Santiago, Imprenta Moderna, 1901. 47 pp. 8°.
- Portillo, Don Pedro: Las montañas de Ayacucho y los ríos Apurímac, Mantaro, Ene, Perené, Tambo y Alto Ucayali . . . Lima, Imprenta del Estado, 1901. 136 pp. 4°.
- Pinto, Alfredo Moreira: Chorographia do Brasil. (Para uso dos gymnasios e escolas normaes.) . . . 6ª edição. Illustrada com 23 cartas . . . Rio de Janeiro, Francisco Alves, 1900. 272 pp. 4°.

- Prenez, Pedro N.: Notes on public instruction in Chile. n. d.
 Providence Public Library: Twenty-third annual report, . . . comprising reports of the treasurer and librarian for the year ending December 31, 1900. Providence, Snow & Farnham, 1901. 85 pp. 8°.
- Reddall, Henry Frederic: Fact, fancy, and fable. Chicago, McClurg, 1892. 536 pp. 8°.
- Reinsch, Paul S.: World politics. New York, The Macmillan Co., 1900. 366 pp. 8°.
- Review of Reviews: Index to periodicals of 1900. London, 1901. 216 pp. 8°.
- Sellerier, Carlos: Data referring to Mexican mining. Mexico, F. P. Hoeck, 1901. 110 pp. 4°.
- Silk Association of America: Annual review of silk industry of America. New York, published by the Association, 1901. 32 pp. 8°.
- Sociedad de Artesanos. Estatutos de la Sociedad de Artesanos de San Juan Bautista de Tabasco. . . . Tabasco, "La Universal," 1899. 28 pp. 8°.
- Sociedad Nacional de Minas de Chile: Padrón General de Minas. Santiago, Imprenta Nacional, 1901. 201 pp. 4°.
- Sommerschein, William S.: A reader's guide to contemporary literature. London, Swan, Sonnenschein Co., 1895. 775 pp. 4°.
- The best books. London, Swan, Sonnenschein Co., 1896. 1000 pp. 4°.
- Soto, Salvador: Notes on principal industrial establishments of Chile. Santiago, Imprenta Moderna, 1901. 104 pp. 8°.
- Stoddard, John L.: Kreuz und quer durch Amerika. Akron, Saalfeld Company, 1901.
- Susich, Jacinto: Junta de gobierno de Montevideo en 1808. Montevideo, Dornaleche y Reyes, 1897. 77 pp. 12°.
- Tamboreil, Geographe J.: The Tabasco and Chiapas Land Company. Mexico, Imprenta "Pan-Americana," [1901]. 32 pp. 8°.
- Thorpe, Francis Newton. History of the American people. Chicago, McClurg, 1901. 327 pp. 8°.
- Tily, R. H.: Gma kilométrico de ferrocarriles. Buenos Aires, [1901]. 69 pp. 12°.
- Valdés Vergara, Francisco: Historia de Chile para la enseñanza primaria. Valparaíso, Helfmann, 1898. 330 pp. 8°.
- Varela, Dr. Luis: Apuntes de derecho administrativo. Montevideo, Dornaleche y Reyes, 1895, 1897. 2 v. 4°.
- Vattier, Ch.: Apuntes sobre las condiciones de Chile para la instalación de la metalurgia del hierro por Ch. Vattier, ingeniero de la Escuela central de artes i manufacturas de Paris. Santiago, marzo, 1901. Santiago de Chile, 1901. 42 pp. 16°.
- Veloz-Coiteco, N.: El Salvador at the Pan-American exposition. Buffalo, 1901. 34 pp. 8°.
- Vianna, A. J. Barbosa: O Recife, capital de Pernambuco. Recife, 1900. 242 pp. 12°.
- Vincent, Benjamin: Haydn's dictionary of dates. New York, Putnam's Sons, [1898]. 1290 pp. 4°.
- Weltverkehr (Der) und seine Mittel. Leipzig, Spamer, 1901. 981 pp. 4°.
- Wilson, General James H.: Address on our trade relations with the Tropics. Boston, George H. Ellis, 1901. 23 pp. 8°.
- Willsey, J. H., and Lewis, C. T. (editors): Harper's book of facts. New York, Harpers, [1895]. 954 pp. 4°.
- Zorn, Dr. Philipp: Konsulargesetzgebung des Deutschen Reichs. Berlin, Guttentberg, 1901. 356 pp. 12°.

OFFICIAL PUBLICATIONS.

ARGENTINE REPUBLIC.

- Reglamento del Ministerio de Relaciones Exteriores. Buenos Aires, 1901. 52 pp. 4°.
 Tratados de la República Argentina. Buenos Aires, "La Nación," 1901. 2 v. 4°.

BELGIUM.

- Annuaire statistique de la Belgique. 1900. Bruxelles, Stevens, 1901. 413 pp. 4°.
 Recueil consulaire. Bruxelles, Weissenbruch, 1901. Tome 111. 486 pp. 8°.
 Recueil consulaire. Bruxelles, Weissenbruch, 1901. Tome 112. 528 pp. 8°.
 Relevé officiel du chiffre de la population. Bruxelles, Moniteur Belge, 1901. 11 pp. 4°.
 Tableaux général du commerce avec les pays étrangers. Bruxelles, Ad. Mertens, 1901. 382 pp. f°.

BOLIVIA.

- Biblioteca Pública: El Doctor Serapio Reyes Ortiz. La Paz, "Tip. Artística," 1901. 69 pp. 8°.
 Informe del prefecto y comandante general del departamento. La Paz, Taller Ayacucho, 1901. 44, xxiii pp. 8°.
 Memoria del Ministro de Gobierno y Fomento. La Paz, Imprenta del Estado, 1901. 60 pp. 4°.
 Memoria de relaciones exteriores y culto. 1901. La Paz, Tipo. Litográfica, 1901. 57 pp. 8°.
 Ministerio de Guerra y Colonización: Memoria de la guerra y colonización. La Paz, "El Comercio," 1901. 116 pp. 8°.
 Ministerio de Hacienda y Industria: Memoria presentada á la Legislatura de 1901. La Paz, Imprenta del Estado, 1901. 60 pp. 4°.
 Ministerio de Relaciones Exteriores y Culto: Anexos á la memoria del Ministro de Relaciones Exteriores y Culto . . . de 1900. Edición oficial. La Paz, Imprenta del Estado, 1901. 341 pp. 4°.
 Proyecto é informes del Senado Nacional. 1900. La Paz, "El Nacional," 1901. 179 pp. 8°.
 ——— Apéndice á los informes. La Paz, "El Nacional," 1901. 34 pp. 8°.
 La Cámara de Senadores: Legislatura de 1892. La Paz, "La Revolución," 1893. 270 pp. 4°.
 ——— 1897. Sucre, Imprenta "Bolívar," 1897. 297 pp. 4°.
 El redactor de la Cámara de Diputados. 1892. La Paz, [1895]. 638 pp. f°.
 ——— 1893. La Paz, "La Revolución," 1894. 836 pp. 8°.
 ——— 1896. Sucre, Tipografía "Excelsior," 1897. 8°.
 El redactor de la Cámara de Senadores de la Legislatura de 1892. La Paz, "La Revolución," 1893. 270 pp. 4°.
 El redactor de la Cámara de Diputados. 1893. La Paz, "La Revolución," 1894. 836 pp. 8°.
 El redactor del Senado Nacional. 1894. La Paz, [1895]. 638 pp. f°.
 El redactor de la Cámara de Senadores en la Legislatura de 1895. Sucre, Imprenta "Sucre," [1895]. 196 pp. 4°.
 Sesiones extraordinarias del Senado Nacional. Redactor de la Cámara de Senadores en la Legislatura de 1895. Sucre, Imprenta "Sucre," [1895].
 ——— La Paz, "El Nacional," 1901. 462 pp. 8°.
 Sesiones del Senado Nacional en la Legislatura de 1897. Sucre, Imprenta "Bolívar," 1897. 297 pp. 4°.

BRAZIL.

- Ministerio da Fazenda: Relatório da Fazenda. 1900. São Paulo, "Diário Oficial," 1901. 323 pp. 8°.
- Ministerio das Relações Exteriores. Rio de Janeiro, Imprensa Nacional, 1901. 8°.
- Ministerio de Guerra: Almanak do Ministerio da Guerra. Rio de Janeiro, Imprensa Nacional, 1901. 378, 72 pp. 12°.

CANADA.

- Annual report of the Geological Survey of Canada. 1898. Ottawa, Dawson, 1901. 193, xviii pp. 4°.
- Geological Survey of Canada. Catalogue of Canadian birds. Ottawa, S. E. Dawson, 1900. 218 pp. 8°.

CHILE.

- Boletín del Ministerio de Relaciones Exteriores. Santiago, Imprenta "Mejía," 1901. 471 pp. 8°.
- Catálogo de los libros, etc. . . . Exposición de Buffalo. Valparaíso, La Armada, 1901. 38 pp. 4°.
- Chile at the Pan-American Exposition. Brief notes. Chilean Commission to the exposition. Buffalo, 1901. 48 pp. 8°.
- The fisheries in Chile. (A pamphlet published by the Chilean Commissioners to Pan-American Exposition, Buffalo, 1901.) Santiago, Imprenta Moderna, 1901. 47 pp. 8°.
- Memoria del delegado fiscal de Salitreras. Iquique, Rafael Biné, 1901. 96, xliii pp. 8°.
- Memoria del Ministro de relaciones exteriores. Santiago, Imprenta Nacional, 1901. 147 pp. 8°.
- Mensaje leído por S. E. el Vicepresidente en la apertura de las sesiones ordinarias del Congreso Nacional, 1° de junio de 1901. Santiago de Chile, Imprenta Nacional, 1901. 38 pp. 8°.
- Oficina de estadística: Sinopsis estadística de Chile. Santiago, García Valenzuelas, 1901. 470 pp. 4°.
- Universidad de Chile: Anales de la Universidad. Junio de 1901. Santiago, Barcelona, 1901. 61, 1097 pp. 4°.
- Vattier, Ch.: Chile at the Pan-American Exposition. Buffalo, 1901. 230 pp. 8°.

COLOMBIA.

- Apéndice al informe de hacienda. 1896. Bogotá, Zalamea Hermanos, 1896. 404 pp. 4°.
- Informe de instrucción pública. 1896 and 1898. Bogotá, 1896 and 1898. 2 v. 4°.
- Informe del ministro de fomento. 1894. Bogotá, J. J. Perez, 1894. 205 pp. 4°.
- Informe del ministro de hacienda. 1894 and 1896. Bogotá, 1894 and 1896. 2 v. 4°.
- Informe del Ministro del Tesoro. 1896. Bogotá, Zalamea Hermanos, 1896. 633 pp. 8°.
- Leyes y decretos sobre instrucción pública. 1888, 1890. 2 v. Bogotá, Zalamea Hermanos, 1888, 1890.
- Ministerio de Relaciones Exteriores: Anales diplomáticos y consulares de Colombia . . . Enero á marzo, 1901. Edición oficial. Bogotá, Imprenta Nacional, 1901. pp. 267-647.
- Recopilación de leyes y decretos sobre instrucción pública. 1893. Bogotá, "La Luz," [1893]. 202 pp. 8°.

COSTA RICA.

- Compilación de leyes y documentos oficiales relativos á la evolución monetaria de Costa Rica. 1896-1900. San José, Tipografía Nacional, 1900. 125 pp. 8°.
- Ministerio de Fomento: Memoria de fomento presentada al Congreso Constitucional de 1900 por el Señor Secretario de Estado en el despacho de gobernación . . . San José, Tipografía Nacional, 1900. 90 (1) pp. 4°.
- Ministerio de Gobernación y Policía: Memoria de gobernación y policía presentada al Congreso Constitucional de 1900 por el Secretario de Estado en el despacho de esas carteras . . . San José, Tipografía Nacional, 1900. 175 pp. 8°.
- Ministerio de Hacienda y Comercio: Memoria de hacienda y comercio presentada al Congreso Constitucional de 1900 . . . San José, Tipografía Nacional, 1900. 165 (1) pp. 4°.
- Ministerio de Instrucción Pública: Memoria de instrucción pública presentada al Congreso Constitucional de 1900 por el Subsecretario de Estado en el despacho de esa cartera . . . San José, Tipografía Nacional, 1900. 130 pp. 4°.

ECUADOR.

- Anales de la Universidad Central del Ecuador. Quito, Imprenta de la Universidad Central, 1901. 212 pp. 8°.
- Memoria del Ministerio de Fomento, 1901. Quito, Universidad Central, 1901. 23 pp. 4°.
- Mensaje del Presidente. 1901. Quito, Imprenta Nacional, [1901]. 31 pp. 4°.
- Registro oficial. Enero-febrero, 1901. Quito, 1901. 1048 pp. 4°.
- Superintendencia de Aduanas: Informe del Superintendente de Aduanas al Señor Ministro de Hacienda, correspondiente al año 1900. Guayaquil, Imprenta de A. Nobao, 1901. 13 . . . pp. 4°.

FRANCE.

- Annuaire statistique de la ville de Paris. XIX^e année, 1898. Paris, G. Masson, 1900 xxxii, 951 pp. 4°.

GREAT BRITAIN.

- Annual statement of the navigation and shipping of the United Kingdom for the year 1900. London, Wyman & Sons, 1901. X, 386 pp. f°.
- Foreign Office: Argentine Republic. Trade of consular district of Buenos Aires for the year 1900. (Dip. & Cons. Repts., Ann. Ser., No. 2615.) London, Harrison & Sons, 1901. 39 pp. 8°.
- Brazil. Report on the financial and economic situation of Brazil. (Dip. & Cons. Repts., Misc. Ser., No. 558.) London, Harrison & Sons, 1901. 10 pp. 8°.
- Report on trade of Rio de Janeiro. 1901. London, Harrison & Sons, 1901. 59 pp. 8°.
- Trade of Bahai. 1900. London, Foreign Office, 1901. 15 pp. 8°.
- Trade of Mexico. 1900. London, Foreign Office, 1901. 41 pp. 8°.
- Trade of Rio Grande do Sul. 1899-1900. London, Foreign Office, 1901. 15 pp. 8°.
- Venezuela. Report for the year 1900 on the trade of the consular district of Caracas. (Dip. & Cons. Repts., Ann. Ser., No. 2466.) London, Harrison & Sons, 1901. 18 pp. 8°.
- Venezuela. Report for the year 1900 on the trade and commerce of the consular district of Ciudad Bolivar. (Dip. & Cons. Repts., Ann. Ser., No. 2633.) London, Harrison & Sons, 1901. 7 pp. 8°.

ITALY.

Office of Foreign Affairs: Venezuela. Report from Caracas. Rome, Tip. Ministero degli Affari Esteri, 1901. 30 pp. 8°.

MEXICO.

- A few facts about Mexico. Published by the National Commission to the Pan-American Exposition. Buffalo, 1901. 131 pp. 8°.
- Anniversary of Mexico's independence day, September 16, 1810. Buffalo, 1901. (Pamphlet issued by Mexican commissioners to Pan-American Exposition, Buffalo.)
- Data compiled by Maximiliano M. Chabert, secretary of the Mexican Commission to the Pan-American Exposition. [Buffalo, 1901.]
- Data referring to Mexican mining. Prepared in view of the participation of Mexico in the Universal Exposition of Paris in 1900. By . . . Carlos Sellerier. Mexico, F. P. Hoeck & Co., 1901. 140 pp. f°.
- Law and regulations as to public lands for colonization purposes in Mexico. Published by the Mexican Commission at the Pan-American Exposition. Buffalo, [1901]. 8 pp. 24°.
- Law for the promotion of new industries in the United States of Mexico. Published by the Mexican Commission at the Pan-American Exposition. Buffalo, [1901]. 4 pp. 24°.
- Ley de ingresos y presupuesto de egresos del erario federal para el año fiscal que comienza el 1° de julio de 1901 y termina el 30 de junio de 1902. México, Tipografía de la Oficina Impresora del Timbre, 1901. vi, 214 pp. f°.
- Ministerio de Hacienda y Crédito Público: Memoria del Ministerio. 1897 y 1898. México, 1897, 1901. 2 v. f°.
- Official catalogue of Mexican exhibits at the Pan-American Exposition. Buffalo, White, Evans, and Penfold, 1901. 192 pp. 8°.
- Patent law of the United States of Mexico. Published by the Mexican Commission at the Pan-American Exposition. Buffalo, [1901]. 19 pp. 24°.
- Sección de estadística: Boletín de estadística fiscal. May, 1901. México, Tip. del Timbre, 1901. 61 pp. 4°.
- Comercio exterior. 1896-1897. México, Tip. del Timbre, 1901. 249 pp. 4°.
- Comercio exterior. 1897-1898. México, Tip. del Timbre, 1901. 245 pp. 4°.
- Secretaría de Fomento, Colonización é Industria: Anuario estadístico de la República Mexicana. 1899. Formado por la Dirección General de Estadística á cargo del Dr. Antonio Peñafiel. México, Oficina Tipográfica de la Secretaría de Fomento, 1900. 368 pp. 4°.
- Boletín demográfico de la República Mexicana. 1899. Formado por la Dirección General de Estadística á cargo del Dr. Antonio Peñafiel. Año 4, Núm. 4. México, Oficina Tipográfica de la Secretaría de Fomento, 1900. iii, 403 pp. 4°.
- Censo de 1900. México, Oficina Tipográfica de la Secretaría de Fomento, 1901. 15 pp. 4°.
- Importación y exportación de la República Mexicana, año de 1899. Formadas por la Dirección General de Estadística á cargo del Dr. Antonio Peñafiel. México, Oficina Tipográfica de la Secretaría de Fomento, 1900. 233 pp. 4°.
- Secretaría de Fomento: Cuadro sinóptico y estadístico de México. 1900. México, Tipografía de Secretaría de Fomento, 1901. 81, ii pp. 8°.
- Importación y exportación de México. Año 1900. México, Tipografía de Secretaría de Fomento, 1901. 186 pp. 4°.
- Secretaría de Hacienda y Crédito Público: Resumen de la importación y de la exportación. Mayo, 1901. 6 pp. 4°.
- Trade-mark law of the United States of Mexico. Published by the Mexican Commission at the Pan-American Exposition. Buffalo, [1901]. 8 pp. 24°.

NICARAGUA.

Ministerio de Hacienda: Contrato de Banco Atlántico-Americano. Managua, Tipografía Nacional, 1901. 7 pp. 8°.

PERU.

Apuntes sobre la industria minería. 1900. [Lima, 1901.] 11 pp. 4°.

Exports from Peru. 1896-1900. Lima, Imprenta "La Industria," 1901. 16 pp. 8°.

Ministerio de Fomento: Memoria del Ministro. 1901. Lima, "El Lucero," 1901. 114-127 pp. 4°.

Ministerio de Justicia, Culto é Instrucción Pública: Le Pérou à l'Exposition Universelle de Paris. Paris, Bouillant, 1900. 54 pp. 8°.

—— Ley orgánica de instrucción. Lima, "El Nacional," 1901. 99 pp. 8°.

—— Peru and Chile. [Lima, 1901.] 32 pp. 8°.

—— Primer Congreso higiénico escolar peruano. 1899. Lima, Imprenta "La Industria," 1900. 178 pp. 8°.

—— Récompenses aux exposants péruviens à l'exposition. Paris, 1900. 16 pp. 8°.

Ministerio de relaciones exteriores del Perú: Circular sobre Taena y Arica. Lima, Torres Aguirre, 1901. 501, 7 pp. 8°.

Reglamento de los consejos escolares y comisiones de distrito de la República. Lima, Imprenta del Estado, 1901. 20 pp. 8°.

Sociedad Nacional de Minería: Manual de minero. Edición oficial. Lima, "La Industria," 1901. 144 pp. 8°.

UNITED STATES.

BUREAU OF THE AMERICAN REPUBLICS.

Monthly Bulletin. July, 1901. Vol. XI, No. 1. 214 pp.

CONTENTS.

- Argentine Republic. The President's message; foreign commerce, first quarter of 1901; changes in tariff schedule; the frozen-meat trade; development of printing and journalism; industries in Córdoba; report of the Northeastern Railway Company; narrow-gauge railway construction; sugar industry at Rosario; miscellaneous notes.
- Bolivia. New exploring expedition; Treaty of friendship and extradition with Italy.
- Brazil. Foreign commerce, first quarter of 1901; exhibit of minerals at Buffalo; coal for the Central Railway; coffee receipts at Santos and Rio de Janeiro; rubber product in 1900; exports from Pará; State of Goyaz; utilization of slaughterhouse refuse; development of coal mining; number of immigrants in 1900.
- Chile. Death of President Errázuriz; the President's message; railway lines; report of the Antofagasta and Bolivia Railway Company; the Coplapó Railroad; exports of wines to Mexico; Nitrate Association's report; births and deaths in 1900; special mining commission; prohibition of cattle exports to England.
- Colombia. Export duties on native products.
- Costa Rica. Boundary limits with Colombia; commerce with Spain.
- Cuba. The National Bank of Cuba; corporation for the manufacture of sugar; sugar factory at Baues; the Havana sea wall; United States patent for Cuban citizen.
- Ecuador. Commerce with the United States; railroad ties from the United States; reported discovery of asphalt.
- Guatemala. Regulations for the exploitation of the forests of the Republic; concession for railroad extension; antiquarian architecture.
- Mexico. Foreign commerce, first nine months fiscal year 1901; the production of cane sugar; the maize product; representatives on The Hague tribunal; the Mulatos gold mines; exchange of tobacco for Argentine wool; new enterprises; trade in canned goods; Occidental Bank of Mexico in Mazatlan; new river steamer at Frontera; important railway project; miscellaneous notes.
- Nicaragua. Concessions for railroads.
- Paraguay. Statistics of population, industry, and commerce; increased telegraphic service; commercial and industrial progress; discovery of cause of cattle disease; street-lighting contract.

- Peru. Colonization of the Pachitea River Valley; Santo Domingo mine; new steamship company.
- Salvador. New patent law; bounty for textile plants; admission of agricultural machinery; United States patent for a Salvador inventor.
- United States. Trade with Latin America; foreign commerce in May; monthly reports on domestic commerce; uniform statistics of clearances and entries; development of trade with Latin America; production of coal; shipbuilding in the fiscal year 1901; commerce of the Philippine Islands; recognition of Latin-American consular officers; the flora of Hawaii; facilities for handling bananas; new steamship company.
- Uruguay. Report of the Montevideo gas company; maritime movements; harbor works; Coinage contract.
- Venezuela. New United States Minister; recent tariff changes; development of sulphur mining; asphalt deposits at Pedernales; portable houses at Caracas.
- International American Conference at the City of Mexico.
- The world's production of gold and silver.
- The rivers of South America.
- Trade opportunities in Latin America.
- Trade with Spanish America.
- Book notices.
- Library accessions.
- Permanent library files.

Monthly Bulletin. August, 1901. Vol. XI, No. 2. Pp. 215-444.

CONTENTS.

- Argentine Republic. French report on the wealth and resources of the Republic; guarding against cattle infection; commerce with France; auction sales of wool at Liverpool; new cold-storage plants; shipments of wheat and corn; exportation of flour to Brazil; customs duties at Buenos Ayres, 1900-1901; railway from San José de la Esquina to Rio IV; miscellaneous notes.
- Bolivia. The Bolivian Company; commerce in transit through Rosario, Argentine Republic; mining development.
- Brazil. Change in the Ministry; imports of fuel; the Amazon Steam Navigation Company; Government representative at Buffalo; projected electric railway; the knit goods trade; Amazonia's exports during June, 1901.
- Chile. Estimated revenues for 1901; sale of nitrate properties; mineral springs in the Department of Antofagasta; Anglo-Chilean Nitrate and Railway Company; projected navigation lines; naval representatives at Buffalo; reported sale of the Transandine Railway; the Central Chile Copper Company; commercial and industrial congress; industrial students in the United States; miscellaneous notes.
- Colombia. Export duties on gold and silver; duties on all articles of export; description of the wharf at La Boca.
- Costa Rica. Repeal of the export duty on coffee; machinery exempt from export duty; French report on internal affairs; building material for Port Limón.
- Ecuador. Rules governing lights on steam pilot vessels; promotion of immigration; progress of the Guayaquil and Quito Railroad; demand for machinery.
- Haiti. Industries of the Republic.
- Mexico. Financial and commercial conditions; the State of Sonora; the cattle industry; regulations for improving the breeds of horses; shipyard concessions; irrigation canal in Coahuila, tramways of the city of Mexico; mintage requirements; public instruction in Durango; exports of specie to San Francisco; special exhibits at Buffalo; miscellaneous notes.
- Nicaragua. Liquidation of the London Bank of Central America.
- Paraguay. Control of the national exports; imports in 1900; regulations governing commercial manifests and consular fees; proposed steamship line from Philadelphia.
- Peru. Commerce of 1900; the copper industry.
- Salvador. New trade-mark law.
- United States. Trade with Latin America; foreign commerce during the fiscal year 1901, sizes of shoes; value of bananas imported, value of cotton exports; production of iron and steel; importations of India rubber; exports of hemp from the Philippines, imports of sugar from Latin America; imports of cocoa, the shipbuilding industry; imports of coffee at San Francisco.
- Uruguay. Commerce with the United States; the gold region of Rivera; the port of Montevideo; condition of the Bank of the Republic; first National trans-Atlantic steamer.
- Venezuela. Budget for the fiscal year 1901-1902; total indebtedness of the Republic; official regulations for extra labor at ports of entry; information respecting the La Guayra and Caracas Railway; destinations of principal exports; duty on tobacco; new Minister from the United States; abolition of navigation monopoly; important concessions; general consulate in Santo Domingo.

Commerce between the United States and Latin America.
 The traffic in coffee.
 English versus American locomotives.
 British trade with Latin America.
 Honorary corresponding member.
 Trade opportunities in Latin America.
 Trade with Spanish America.
 Book notices.
 Library accessions.
 Permanent library files.

Monthly Bulletin. September, 1901. Vol. XI, No. 3. Pp. 445-668.

CONTENTS.

Death of President McKinley.
 Argentine Republic. New Presidential Cabinet; foreign commerce, first half 1901; exhibits at the Pan-American Exposition; population of the Republic; the national debt; free importation of samples of merchandise; railroads of the Republic; new national sugar association; trade customs and requirements; production of flax in 1901; salt deposits at Rio Negro; miscellaneous notes.
 Bolivia. New United States rubber company; imports through La Paz; imports from Belgium; proposed new trade routes.
 Brazil. The financial situation; revenue receipts during six months; competition of Indian with Brazilian coffee; desirability of a United States bank; public works; new colonizing syndicates; discovery of copper deposits; nickel coinage contract; new ethnological society; miscellaneous notes.
 Chile. Important railway surveys; railway equipments; immigration in Chile and the Argentine Republic; the wine industry; a new railway; the port of Tirua; important mining decree; mineral notes; diplomatic affairs.
 Costa Rica. Commercial convention with France; water power for electric traction purposes.
 Ecuador. The inauguration of President Plaza; facts about the Guayaquil and Quito Railway; transfer of the National Building at Buffalo; new mining company.
 Guatemala. The customs tariff.
 Haiti. The official representative at Mexico; the preparation of coffee for export; special powers of the President in tariff matters.
 Mexico. Reception of the Minister from Chile; free imports at Chetumal; the American agave and the beverage known as pulque; new steamship line; the drawn-work industry; ingenious inventions; meeting of the Institute of Mining Engineers; bonded warehouses; extension of parcels-post service; pertinent statistical information; municipal improvements at Oaxaca; Minister to France; schools of Michoacán; patents issued; duty on oleomargarine; manufacture of liquid air; important railway project; miscellaneous notes.
 Nicaragua. The President's message; exports from Bluefields in 1900; exhibits of Spanish products; advance payment of interest.
 Paraguay. Franchising privilege for the Bureau of the American Republics; reception of French Minister; proposed homestead law.
 Peru. New Presidential Cabinet; representatives at the Pan-American Conference; the sugar industry; the gold ore company of Inambari; the permanent exposition at Lima; remeasurement of the area of Quito; utility of catalogues and price lists.
 Salvador. Termination of the treaty with Germany.
 Santo Domingo. Customs modifications; proposed reciprocity treaty with the United States.
 United States. Trade with Latin America; foreign commerce in July, 1901; speech of President McKinley at the Buffalo Exposition; official railway statistics; Bureau of Forestry; the corn crop; oil-consuming engine for steamships; new dock at San Juan, Porto Rico; new cure for yellow fever; commerce in coal in 1901; value of clay products; new method of transporting timber; Latin-American consular officers.
 Uruguay. Condition of the Bank of the Republic; customs tariffs; new Minister of Finance.
 Venezuela. Exports of cattle; representatives at the Pan-American Conference.
 Death of Señor Carlos Morla Vieyra.
 German commercial methods in South America.
 The world's national indebtedness.
 Copper production of the world.
 Rubber cultivation in India.
 Trade opportunities in Latin America.
 Trade with Spanish America.
 Book notices.
 Library accessions.
 Permanent library files.

Monthly Bulletin. October, 1901. Vol. XI, No. 4, pp. 669-872.

CONTENTS.

- Argentine Republic. Reception of Minister Mérou; the live-stock industry; classifications of imports and exports; the wheat, linseed, and maize crops; cost of the production of wheat and linseed; estimates of the Minister of Agriculture; improvement in general trade conditions; Buenos Ayres lighting statistics; wine product of Mendoza; the cement trade; Buenos Ayres and Rosario Railway Company; railroad train equipments; silk culture in Córdoba; miscellaneous notes.
- Bolivia. The President's message; new Consul-General.
- Brazil. Commercial statistics; report of the Minister of Finance; the sugar industry; British and German commercial rivalry in Brazil; mineral notes, State of Santa Catharina; agricultural congress; new leguminous plant; discovery of a new textile fiber; new bank in Manaus; Italian scientific and commercial expedition; need of a floating dock at Manaus.
- Chile. President Riesco's Cabinet; exhibits at the Pan-American Exposition; precautions in packing goods for shipment; the shipbuilding industry; new postage stamps.
- Colombia. The production of rubber; duty on distilled spirits; delegates to the International Conference at Mexico; United States patent granted Colombian citizen.
- Costa Rica. Modification of the tariff on boots and shoes.
- Cuba. Imports of cotton goods; collections of internal revenue; imports of leather and manufactures thereof; German steamship service; decrease in customs receipts; modifications of the tariff; sale of the Havana floating dock.
- Ecuador. Concession for electric tramways and lighting in Guayaquil; discovery of coal.
- Guatemala. Commercial relations with the United States.
- Mexico. The President's message; foreign commerce, fiscal year 1901; concession for a bank in the State of Chiapas; Transcontinental railway; Guadalajara as an industrial center; control of the orange crop; proposed exposition at San Luis Potosi; the cave dwellers; imports of paper; new railway project; beef-packing concession at Uruapan; scarcity of cereals, reduction of duty; Dutch cattle for Coahuacan Exposition; international bridge at Nogales; sugar refinery incorporated; miscellaneous notes.
- Nicaragua. Foreign commerce in 1900; concession for a new banking institution; free entry of rice.
- Paraguay. Native varieties and preparations of maize.
- Peru. The President's message; mining industries; demand for manufactured articles; Minister of Public Works; exportation of copper from Casapalca and Oroya; demand for cheaper fuel at Cerro de Paseo.
- Salvador. Delegates to the international Congress at Mexico; economic conditions.
- United States. Trade with Latin America; foreign commerce in August; increase of exports in ten years; imports of tropical products; immigration through New York City; mail service to Porto Rico and Venezuela; study of yellow fever; commerce with Spain; imports of precious metals from Latin America; highest mountain in North America; sale of bananas by weight; the paper-making industry; the sugar product; Philippine customs revenues; miscellaneous notes.
- Uruguay. The exportation of slaughterhouse products; the maize crop of 1900-1901; dredging machinery for Montevideo; railway reports.
- Venezuela. Delegates to the International Conference at Mexico; wharf improvements at Puerto Cabello; port improvements at Caribe.
- International Assemblages.
 German View of the Bureau of the American Republics.
 The Consumption of Coffee.
 Trade Opportunities in Latin America.
 Trade with Spanish America.
 Book Notices.
 Library Accessions.
 Permanent Library Files.

Monthly Bulletin. November, 1901. Vol. XI, No. 5, pp. 873-1100.

CONTENTS.

- Second International Conference of American States.
- Argentine Republic. Collection of treaties; measures concerning representation in the international Conference; the quebracho industry; business conditions in Catamarca; development of the flax-growing industry; Jewish colonists in the Republic; patent regulations; reduction of internal-revenue tax on tobaccos; miscellaneous notes.
- Bolivia. Exhibit at the Pan-American Exposition; foreign trade in 1900; imports through Mollendo; customs receipts at La Paz.

- Brazil. Proposed railway from Georgetown to Manaus; Ceará wax; the Morro Velho gold mine; new Minister of Justice and Interior; miscellaneous notes.
- Chile. Representation at the International American Conference; the Transandine Railway; production of gold in 1899 and 1900; the guano deposits; proposed exploitation of nitrate properties; purchases of locomotives.
- Colombia. Reported discovery of an Isthmian canal route.
- Costa Rica. Reception of Minister Calvo in Mexico.
- Cuba. Vital statistics of Havana; commerce with Germany; resident Paraguayan consular officers.
- Ecuador. Foreign commerce of 1900.
- Guatemala. Special Envoy to the United States; census of the Republic; commemorative monument; satisfactory condition of Internal affairs; duty on coffee exports.
- Haiti. Reduction of export tariff rates; commercial conditions.
- Honduras. Delegates to the International American Conference; proposed railway; concession of iron-ore deposits.
- Mexico. Imports of wheat and corn; railway development; the State of Vera Cruz and its rivers; the State of Mexico; the tobacco industry; anthracite coal mines in Sonora; production of cabinet wood; abrogation of a water concession; new mining companies; cable from Vera Cruz to Frontera and Campeche; Morelos, the new Yucatan port; postal money-order service; extension of parcels-post service; exports of hides; proposed revision of railroad rates; miscellaneous notes.
- Nicaragua. Termination of treaties with the United States; railroad construction.
- Peru. Resources of the country and opportunities for foreign capital; monetary situation; development of copper mines; manufacturing industries; trade-mark and patent laws, official publication.
- Salvador. Statistical data; study of commercial restrictions; duty on colored thread.
- United States. Trade with Latin-America; foreign commerce in September, 1901; plan for international agreement of the American Republics for the sanitation of certain seacoast cities; yellow-fever institute; receipts and expenditures in October; monetary report for the fiscal year 1901; postal-service estimate; imports of manufacturers' materials; exports from different sections of the country; exports for nine months of 1900; exports of corn; value of mineral products; trade in mahogany lumber; educational statistics; magnetic observations; a new grain; increase in the value of railroads; the Pan-American medals; the manufacture of wire rope; Latin-American consular offices; importation of Mexican oranges through Nogales.
- Venezuela. The pearl fisheries; exports of live stock to Cuba.
- American commercial museums.
- The world's wheat crop.
- The rare metals of the world.
- Expedition to the Antarctic Circle.
- Trade opportunities in Latin-America.
- Trade with Spanish America.
- Book notices.
- Library accessions.
- Permanent library files.

Monthly Bulletin. December, 1901. Vol. XI, No. 6. pp. 1101-1354.

CONTENTS.

- Argentine Republic. Principal exports in the first nine months of 1901; valuable publication by Señor Don Carlos Llx Klett; South American Press Congress; the corn crop; use of electrical machinery from the United States.
- Bolivia. Report of the Secretary of Justice and Public Instruction.
- Brazil. Steamship service with New York; rubber cultivation in Parahyba; increase in the price of coffee.
- Chile. New Presidential Cabinet; foreign commerce during ten years; increase of import duty on matches.
- Colombia. Increase of import duties.
- Costa Rica. Financial and commercial report of 1901.
- Guatemala. Statistics of Instruction in 1900.
- Haiti. The cultivation of tobacco.
- Mexico. Modifications of the customs tariff; important book on Mexico; location of historic mines; the coffee industry of Oaxaca; importation of machinery.
- Nicaragua. The sugar industry.
- Peru. Customs tariff for the years 1901-1902; Minister Plenipotentiary to Central America.
- United States. Trade with Latin America; Foreign commerce in October, 1901; cotton production in 1901; awards at the Pan-American exposition at Buffalo; railroad ties from South America; French industrial school; customs receipts of Porto Rico; the flaxseed crop; domestic wool supply.

Uruguay. Foreign commerce in the first six months of 1901; a national geography; condition of the Bank of the Republic; telegraphic connection with the Argentine Republic; the port fund; the cereal crops.
 Trade Opportunities in Latin America.
 Trade with Spanish America.
 Book Notes.
 Library Accessions.
 Permanent Library Files.

BUREAU OF EDUCATION.

Report of the Commissioner of Education. Washington, Government Printing Office, 1901. 1280 pp. 8°.
 Statistics of professional and allied schools. Washington, Government Printing Office, 1900. pp. 1675-1735. 8°.

CONGRESS OF THE UNITED STATES, FIFTY-SIXTH.

Index to subjects of documents and reports. Washington, Government Printing Office, 1901. 379 pp. 8°.

DEPARTMENT OF AGRICULTURE.

American breeds of fowls. I. The Plymouth Rock. By T. F. McGrew. Washington, Government Printing Office, 1901. Illustrated. 32 pp. 8°.
 ——— The Wyandotte. Washington, Government Printing Office, 1901. 30 pp. 8°.
 The angora goat. Thompson. Washington, Government Printing Office, 1901. 48 pp. 8°.
 Distribution of agricultural exports of the United States. Washington, Government Printing Office, 1901. 182 pp. 8°.
 Enumer: a grain for the semi-arid regions. Washington, Government Printing Office, 1901. 16 pp. 8°.
 Exhibit of Bureau of Chemistry at the Pan-American Exposition at Buffalo. Washington, Government Printing Office, 1901. 29 pp. 8°.
 Influence of environment upon the sugar beet. Washington, Government Printing Office, 1901. 32 pp. 8°.
 Irrigation in field and garden. Washington, Government Printing Office, 1901. 40 pp. 8°.
 Military notes on Cuba. November, 1898. Washington, Government Printing Office, 1898. 507 pp. 8°.
 Miscellaneous results of work of division of entomology. Washington, Government Printing Office, 1901. 98 pp. 8°.
 Our trade with Scandinavia. 1890-1900. By Frank H. Hitchcock . . . Washington, Government Printing Office, 1901. 124 pp. 8°.
 Poultry raising on the farm. Washington, Government Printing Office, 1901. 16 pp. 8°.
 Proceedings of the International Good Roads Congress. 1901. Washington, Government Printing Office, 1901. 100 pp. 8°.
 Prunes and prune culture in Western Europe. Washington, Government Printing Office, 1901. 23 pp. 8°.
 Rates of charge for transporting garden truck. Washington, Government Printing Office, 1901. 86 pp. 8°.
 Relation of bovine tuberculosis to the public health. Washington, Government Printing Office, 1901. 36 pp. 8°.
 Report of the Secretary of Agriculture. Washington, Government Printing Office, 1901. 113 pp. 8°.
 Sorghum sirup manufacture. Washington, Government Printing Office, 1901. 39 pp. 8°.

- Statistics on the fruit industry of California. Washington, Government Printing Office, 1901. 11 pp. 8°.
- Tuberculin test of imported cattle. Washington, Government Printing Office, 1901. 22 pp. 8°.
- Wages of farm labor in the United States. Washington, Government Printing Office, 1901. 47 pp. 8°.
- Wheat growing and general agriculture on the Pacific coast. Washington, Government Printing Office, 1901. 44 pp. 8°.

DEPARTMENT OF THE INTERIOR.

- Annual report of the Commissioner of Patents, 1900. Washington, Government Printing Office, 1901.
- Annual report of the Commissioner of Railroads. Washington, Government Printing Office, 1901. 158 pp. 8°.
- Report of the Secretary of the Interior for the fiscal year ended June 30, 1901. Washington, Government Printing Office, 1901. 267 pp. 8°.
- Report of the Superintendent of Indian Schools. Washington, Government Printing Office, 1901. 111 pp. 8°.
- Statistics of Indian tribes, Indian agencies, and Indian schools. Washington, Government Printing Office, 1899. 172 pp. 8°.
- Twentieth annual report of the United States Geological Survey, for fiscal year ended June 30, 1899. Washington, Government Printing Office, 1900. 498 pp. 4°.

DEPARTMENT OF LABOR.

- Monographs on social economics. Washington, Government Printing Office, 1901. 8°.

LIBRARY OF CONGRESS.

- A calendar of Washington manuscripts. Washington, Government Printing Office, 1901. 315 pp. 8°.
- Alaska and the northwest part of America. 1588-1898. Maps in the Library of Congress. By P. Lee Phillips. Washington, Government Printing Office, 1898. 119 pp. 8°.
- Check list of American newspapers. Washington, Government Printing Office, 1901. 292 pp. 4°.
- Copyright law of the United States of America, in force July, 1900. Prepared by Thorvald Solberg. Fourth edition, revised. Washington, Government Printing Office, 1900. 28, (2) pp. 8°.
- Directions for the registration of copyrights under the laws of the United States. Third edition, revised. Prepared by Thorvald Solberg. May, 1900. Washington, Government Printing Office, 1900. 28 (2) pp. 8°.
- Instructions for registration for copyright protection within the British Dominions. Reprinted from official circulars. Washington, Government Printing Office, 1900. 14 pp. 8°.
- List of books (with references to periodicals) on the Danish West Indies. By A. P. C. Griffin . . . Washington, Government Printing Office, 1898. 26 pp. 8°.
- List of books relating to Hawaii (including references to collected works and periodicals). By A. P. C. Griffin . . . Washington, Government Printing Office, 1898. 26 pp. 8°.
- List of books (with references to periodicals) on mercantile marine subsidies. By A. P. C. Griffin . . . Washington, Government Printing Office, 1900. 43 pp. 8°.
- List of books (with references to periodicals) on Porto Rico. By A. P. C. Griffin . . . Washington, Government Printing Office, 1901. 55 pp.

- List of works relating to cartography. By P. Lee Phillips . . . (Reprinted from "A list of maps of America, in the Library of Congress.") Washington, Government Printing Office, 1901. 90 pp. 8°.
- List of books relating to Cuba (including references to collected works and periodicals). By A. P. C. Griffin . . . with bibliography of maps by P. Lee Phillips . . . (Senate Doc. No. 161.) Washington, Government Printing Office, 1898. 61 pp.
- List of books (with references to periodicals) relating to the theory of colonization, government of dependencies, protectorates, and related topics. By A. P. C. Griffin . . . Second edition, with additions. Washington, Government Printing Office, 1900. 156 pp. 8°.
- List of books (with references to periodicals) relating to trusts. By A. P. C. Griffin . . . Washington, Government Printing Office, 1900. 20 pp. 8°.
- List of maps of America in Library of Congress, preceded by a list of works relating to cartography. By P. Lee Phillips, F. R. G. S., Chief of the Division of Maps and Charts. Washington, Government Printing Office, 1901. 1137 pp. 4°.
- List of maps and views of Washington and District of Columbia in the Library of Congress. By P. Lee Phillips. . . . Washington, Government Printing Office, 1900. 77 pp. 8°.
- List of publications received in the libraries of the District of Columbia. Washington, Government Printing Office, 1901. 315 pp. 4°.
- Report of the Librarian of Congress. 1897-1900. Washington, Government Printing Office, 1897-1900. 4 pamphlets.
- Rules and forms relating to copyright registration in Canada, together with the Canadian copyright law of 1886. Reprinted from the official circular of the Department of Agriculture, Ottawa. Washington, Government Printing Office, 1900. 22 pp. 8°.
- Text of the Convention creating the International Copyright Union, September 5, 1887, together with additional articles modifying the above text, signed at Paris, May 4, 1896. Reprinted from the official English circulars. Washington, Government Printing Office, 1900. 13 pp. 8°.

NAVY DEPARTMENT.

- Catalogue of exhibit of United States Navy Department at Pan-American Exposition, Buffalo, 1901. Washington, Government Printing Office, 1901. 30 pp. 8°.
- Notes on naval progress. July, 1901. Washington, Government Printing Office, 1901. 456 pp. 8°.

POST-OFFICE DEPARTMENT.

- United States official postal guide. January, 1902. Philadelphia, J. F. Lasher, 1901. 269 pp. 8°.

DEPARTMENT OF STATE.

- Commercial relations of the United States with foreign countries during the year 1900. In two volumes. Volume II . . . Washington, Government Printing Office, 1901. 1,057 pp. 8°.
- Consular reports. July, 1901. Vol. LXVI, No. 250. Washington, Government Printing Office, 1901. pp. 305-354. 8°.
- August, 1901. Vol. LXVI, No. 251. Washington, Government Printing Office, 1901. 624 pp. 8°.
- September, 1901. Vol. LXVII, No. 252. Washington, Government Printing Office, 1901. 8°.
- October, 1901. Vol. LXVII, No. 253. Washington, Government Printing Office, 1901. 310 pp. 8°.
- November, 1901. Vol. LXVII, No. 254. Washington Government Printing Office, 1901. 8°.
- December, 1901. Vol. LXVII, No. 255. Washington, Government Printing Office, 1901. pp. 463-608. 8°.

- Exports declared for the United States during fiscal year ending June 30, 1900. Washington, Government Printing Office, 1901. 349 pp. 8°.
- Exports declared for the United States . . . for quarter ended March 31, 1901. Washington, Government Printing Office, 1901. 124 pp. 8°.
- Gas and oil engines in foreign countries. Special reports. Bul. 33, pt. 1. Washington, Government Printing Office, 1901. 188 pp. 8°.

TREASURY DEPARTMENT.

- Annual report of the Solicitor of the Treasury to the Attorney-General. 1900. Washington, Government Printing Office, 1901. 19 pp. 8°.
- Annual report of the Marine-Hospital Service of the United States. Washington, Government Printing Office, 1899. 855 pp. 8°.
- Decisions of the Comptroller of the Treasury. Washington, Government Printing Office, 1899. 454 pp. 8°.
- Digest of appropriations for the support of the Government of the United States for the service of the fiscal year ending June 30, 1902, and on account of deficiencies for prior years, made by the second session of the Fifty-sixth Congress. 1902. Washington, Government Printing Office, 1901. 431 pp. 4°.
- Foreign commerce and navigation of the United States for the year ending June 30, 1900. In two volumes. Vol. 2 . . . Washington, Government Printing Office, 1901. 1170 (1) pp. 4°.
- History of public buildings under the control of the Treasury Department. (Exclusive of marine hospitals and quarantine stations.) Washington, Government Printing Office, 1901. 648 pp. 4°.
- Report of the medical commission on cause of yellow fever. Washington, Government Printing Office, 1901. 98 pp. 8°.
- Viability of the bacillus pestis. M. J. Rosenau . . . Washington, Government Printing Office, 1901. 44 pp. 8°.
- Yellow fever and quarantine regulations. Washington, Government Printing Office, 1899.

WAR DEPARTMENT.

- A legislative history of the general staff of the Army of the United States; its duties, pay, and allowances from 1775 to 1901. Washington, Government Printing Office, 1901. 800 pp. 8°.
- Annual report of the Secretary of War for the fiscal year ended June 30, 1901. Washington, Government Printing Office, 1901. 324 pp. 8°.
- Customs tariff for the Philippine archipelago. Washington, Government Printing Office, 1901. 104 pp. 8°.
- Division of Insular Affairs: Coal measures of the Philippines. Washington, Government Printing Office, 1901. 269 pp. 4°.
- Military government of Porto Rico from October 18, 1898, to April 30, 1900. Appendices to the Report of the Military Governor. Epitome of reports of: I. The Superior Board of Health. II. The Board of Charities. Washington, Government Printing Office, 1901. Illustrated. 359 pp. 8°.
- Monthly summary of Commerce of the Philippine Islands. October, 1900. Washington, Government Printing Office, 1901. pp. 212-289. sq. 8°.

URUGUAY.

- Actas de la Asamblea General Constituyente y Legislativa del Estado. Tomo III. Montevideo, Tipografía de la Escuela Nacional de Artes y Oficios, 1901. 617 pp. 4°.
- Apéndice á los anexos de la memoria de relaciones exteriores. Montevideo, Tipografía Oriental, 1888. 314 pp. 4°.

- Banco de la República. Ley de fundación. Montevideo, "La Nación," 1896. 33 pp. 8°.
- Reglamento de la casa central. Montevideo, Telégrafo Marítimo, 1898. 14 pp. 8°.
- Benedición de la bandera. Montevideo, "La Nación," 1896. 39 pp. 4°.
- Ceremonia inaugural de las obras del puerto de Montevideo. Montevideo, "La Nación," 1901. 53 pp. 8°.
- Cámara de Senadores: Diario de sesiones de la Cámara de Senadores de la República Oriental del Uruguay. Tomo LXXIII, año 1899. Montevideo, Imprenta y Litografía "La Razón," 1900. 647 pp. 4°.
- Código civil. Montevideo, Barreiro y Ramos, 1894. 504 pp. 4°.
- Código de comercio de la República del Uruguay. Montevideo, Imprenta Central, 1893. 391 pp. 16°.
- Código de minería. 1885. Montevideo, De Peña y Ronstan, 1885. 116 pp. 8°.
- Código penal. 1893. Montevideo, Tipografía Goyena, 1893. 37, 25 pp. 12°.
- Convención de extradición entre Italia y Uruguay. Montevideo, "El Herald," 1881. 16 pp. 8°.
- Convención postal entre Uruguay y Argentina. Montevideo, "La Tribuna," 1865. 4 pp. 8°.
- Convención postal entre Uruguay y Francia. Montevideo, "El Siglo," 1877. 18 pp. 8°.
- Cruz Roja de Señoras Cristianas. Montevideo, Dornaleche y Reyes, [1901]. 224, xl pp. 4°.
- Departamento de Ganadería y Agricultura: Censo ganadero. 1900. Montevideo, Imprenta "Rural," 1901. 41 pp. 8°.
- Dirección de Estadística General. Montevideo, Tipografía Oriental, 1888. 349 pp. 4°.
- Dirección General de Obras Públicas: Nómina de ingenieros, arquitectos y constructores para la ciudad de Montevideo y su departamento. Montevideo, Imprenta de "La Nación," 1880. 23 pp. 8°.
- Informe de la comandancia jeneral de fronteras. Montevideo, "La Nación," 1894. 56 pp. 4°.
- Informes del consulado general. 1893-1894. Montevideo, "La Nación," 1895. 210 pp. 8°.
- Ley del Consejo Nacional de Higiene. Montevideo, "La Nación," 1895. 30 pp. 8°.
- Leyes de registro Arico. 1893, 1896. Montevideo, "La Nación," 1893 and 1896. 2 pamphlets. 8°.
- Memoria de la Comandancia de Marina. Montevideo, "La Nación," 1896. 383 pp. 4°.
- Memoria de convención de extradición de criminales entre Uruguay y Anstro-Húnga. Montevideo, "La Nación," 1896. 16 pp. 8°.
- Memoria de la jefatura política de Rivera. Montevideo, "La Nación," 1896. 105, iii pp. 4°.
- Memoria de la jefatura política y de policía. Montevideo, "La Nación," 1896. cli pp. 4°.
- Mensaje del Presidente. 1898. Montevideo, "La Nación," 1893. 26 pp. 8°.
- Mensaje sobre el país y hacienda pública. 1879. Montevideo, "La Nación," 1879. 28 pp. 8°.
- Ministerio de Fomento: Anexos do relatorio de fomento. Puerto de Montevideo. Montevideo, "La Nación," 1897, 1898. 3 v. 4°.
- Censo jeneral de la República. Montevideo, "La Nación," 1897. 266 pp. 4°.
- Estadística agrícola del Uruguay. Montevideo, "La Nación," 1893. 4°.
- Ferrocarriles del oeste. Montevideo, "La Razón," 1897. 631 pp. 4°.
- Instrucción pública. Montevideo, Imprenta "La Nación," 1900. 74 pp. 4°.
- Memorandum relativo á la cuestión de puerto de Montevideo. Montevideo, "El Siglo," 1898. 96 pp. 8°.


- Ministerio de Fomento: Anexos do relatorio de fomento. Memoria del Ministro. 1895-96. 1900. Montevideo, 1897 and 1901. 4 v. 4°.
- Ministerio de Gobierno. Memoria del Ministro. 1876-1878. Montevideo, "La Nación," 1879. 28 pp. 8°.
- Memoria del Ministro. 1890-91. Montevideo, "La Nación," 1892. 1525 pp. 4°.
- Ministerio de Hacienda: Liquidación definitiva del Banco Nacional. Montevideo, "La Nación," 1896. 58 pp. 16°.
- Ministerio de Relaciones Exteriores: Memoria del Ministro. Montevideo, Tipografía Oriental, 1888. 594 pp. 4°.
- Memoria del Ministro. 1895-96. Montevideo, "La Nación," 1897. 399 pp. 4°.
- Monte de Piedad Nacional: Estatuto y reglamento general. Montevideo, Tip. del Banco, 1899. 38 pp. 8°.
- Oficina de Crédito Público: Leyes de impuestos para 1886-87. Montevideo, "La Nación," 1886. 44 pp. 8°.
- Primer Congreso Agrícola. Montevideo, Imprenta Artística, 1896. 494 pp. 4°.
- Reglamento de estivadores. Montevideo, "Monte Musical," 1887. 15 pp. 8°.
- Reglamento para la cárcel de mujeres. 1899. Montevideo, Tipografía de Artes y Oficios, 1899. 16 pp. 8°.
- Reglamento para los uniformes del Uruguay. Montevideo, "La Nación," 1884. 56, 1 pp. 8°.
- Reglamento por el cual deben regirse los cónsules. Montevideo, Tipografía Oriental, 1890. 47 pp. 8°.
- Reglamento de la Escuela de cabos y sargentos. Montevideo, Imprenta Nacional, 1889. 26 pp. 8°.
- Reglamento de tranvías. Montevideo, "El Libro Inglés," 1899. 12 pp. 8°.
- Revista del archivo general administrativa. Montevideo, "El Siglo Ilustrado," 1885-1891. 4 v. 4°.
- Secretaría de Justicia: Disposiciones para la revalidación de los matrimonios celebrados entre los no católicos. Montevideo, "El Siglo," 1879. 12 pp. 8°.
- Táctica de infantería de la República del Uruguay. Montevideo, Tipografía Oriental, 1888. 230 pp. 8°.
- Tratado de comercio y navegación entre Uruguay y Italia. Montevideo, 1867. 30 pp. 8°.
- Tratado de extradición entre Uruguay y Argentina. Montevideo, "La Tribuna," 1865. 7 pp. 8°.
- Tratado de extradición entre Uruguay y España. Montevideo, "La Nación," 1886. 17 pp. 8°.
- Tratado de extradición entre Uruguay y Gran Bretaña. Montevideo, Imprenta "La Nación," 1884. 16 pp. 8°.
- Tratados sobre derecho internacional privado. Montevideo, Imprenta "La Nación," 1892. 119 pp. 8°.

VENEZUELA.

- Reglamento de estadística mercantil y marítima. Caracas, Imprenta Nacional, 1901. 15 pp. 4°.

ENGLISH AND SPANISH LIST OF ARTICLES ADVERTISED.

	PAGE.		PAGE.
Antiseptic and Prophylactic (Antiséptico y Profiláctico)—		Cameras and Photographic Supplies (Camaras y Efectos de Fotografía)—	
Lambert Pharmacal Co., St. Louis, Mo., U. S. A.	Inside first cover.	Anthony, E. & H. T., & Co., New York, N. Y., U. S. A.	vi
Bankers (Banqueros)—		Dictionaries (Diccionarios)—	
Morgan, J. P., & Co., Wall Street, New York, N. Y., U. S. A.	Back cover page.	Merriam, G. & C., Co., Springfield, Mass., U. S. A.	Inside front cover.
Belting, Leather (Correaje de Cuero)—		Dry and Fancy Goods (Géneros y Efectos de Fantasía)—	
Williams, I. B., & Sons, Dover, N. H., U. S. A.	xv	Claffin Co., The H. B., New York, N. Y., U. S. A.	viii
Blackings and Polishes for Boots and Shoes (Betún y Lustres para Calzado)—		Fans, Electric (Abanicos Eléctricos)—	
Hanthroway, C. L., & Sons, 346 Congress Street, Boston, Mass., U. S. A.	xvi	Mason, Jas. H., 170 West-Broadway, New York, N. Y., U. S. A.	xvi
Boots and Shoes, Manufacturers of (Calzados, Fabricantes de)—		Fire Extinguisher, Chemical Powder (Polvos Químicos para Apagar Incendios)—	
Chick Brothers, 119 Summer Street, Boston, Mass., U. S. A.	xvii	Monarch Fire Appliance Co., New York, N. Y., U. S. A.	xv
Keith, Preston B., Shoe Co., Campello, Mass., U. S. A.	xviii	Fly Paper (Papel de Matar Moscas)—	
Rindock, T. S., & Son, Haverhill, Mass., U. S. A.	xix	Thum, O. & W., Co., The Grand Rapids, Mich., U. S. A.	Inside front cover.
Winchell, J. H., & Co., Haverhill, Mass., U. S. A.	xix	Glass Globes and Shades (Globos y Pantallas de Vidrio)—	
Bronchial Troches (Tablillas Bronquiales)—		Phoenix Glass Co., The, New York, N. Y., U. S. A.	x
Brown, John I., & Son, Boston, Mass., U. S. A.	xiii		



CHICK BROTHERS,

FABRICANTES DE

CALZADO DE MEDIANA CALIDAD

PARA
Hombres, Niños, Jóvenes, Caballeritos, Señoras,
Señoritas y Muchachos,

De resuerzo ó vira y forma sistema "Goodyear," y cosidos por el sistema "McKay."

OFICINAS Y ALMACÉN:

119 SUMMER STREET, BOSTON, MASS., U. S. A.

OFICINA PRINCIPAL: HAVERHILL, MASS., U. S. A.

Se solicitan pedidos y correspondencia de las grandes casas importadoras SOLAMENTE.

ENGLISH AND SPANISH LIST OF ARTICLES ADVERTISED.

	PAGE.		PAGE.
Gramophones (Gramófonos)—		Listerine (Listerine)—	
Prescott, F. M., Edison Building, New York, N. Y., U. S. A.....	viii	Lambert Pharmaceutical Co., St. Louis, Mo. U. S. A.....	Inside front cover.
Hats, Ladies' Fine Felt and Straw (Sombreros Finos de Fieltro y de Paja para Señoras)—		Machinery, Coal-Mining, Conveying, etc. (Maquinaria para Minas de Carbón)—	
Phipps & Atchison, 141-147 Fifth Avenue, New York, N. Y., U. S. A.....	viii	Jeffrey Manufacturing Co., The, Columbus, Ohio, U. S. A.....	xvi
Hoops and Bands, Steel (Aros y Bandas de Acero)—		Machinery, Laundry (Maquinaria para Lavaderos)—	
American Steel Hoop Co., Battery Park Building, New York, N. Y., U. S. A.....	Outside back cover.	Troy Laundry Machine Co., Ltd., 258 Broadway, New York, N. Y., U. S. A....	x
Incubators and Ice Cream Freezers (Incubadoras y Heladeras)—		Machines for Sheet-Metal Workers (Máquinas para Trabajadores de Metal en Láminas)—	
Monitor Co., The, Moodus, Conn., U. S. A.	viii	Niagara Machine and Tool Works, Buffalo, N. Y., U. S. A.....	xix
Indian Vegetable Pills (Píldoras Indias Vegetales)—		Mill-Furnishing Works (Fábrica de Materiales para Molinos)—	
Wright's Indian Vegetable Pill Co., 372 Pearl Street, New York, N. Y., U. S. A.	vi	Nordyke & Marmou Co., Indianapolis, Ind., U. S. A.....	Inside front cover.
Leather Dressings (Aderezos para Cueros)—		Oil, "3 in One" (Aceite, "3 en Uno")—	
Miller Co., The Frank, 349 West 26th Street, New York, N. Y., U. S. A.....	x	G. W. Cole Co., The, New York, N. Y. U. S. A.....	Inside front cover.



FABRICANTES DE

CALZADO de Mediana y Primera Calidad

De Refuerzo ó Vira Sistema "Goodyear" y cosido por el Sistema "McKay." Para Hombres, Niños y Jóvenes.

Se adaptan eminentemente para la exportación y tienen gran salida en casi todos los países del extranjero. Los zapatos para hombre "KEITH'S KONQUERORS" son los mejores que se fabrican por \$3.50; los hay de todos estilos y anchos. Se solicitan pedidos y correspondencia de casas importadoras.

Oficinas y Almacenes No. 132 Lincoln Street, Boston, Mass., U. S. A.

Dirijase toda la correspondencia á Campello, Mass., U. S. A.

ENGLISH AND SPANISH LIST OF ARTICLES ADVERTISED.

	PAGE.		PAGE.
Saddlery and Harness, Manufacturers of— Fabricantes de Arneses y Sillas de montar—		Tin Foil (Hoja de Estaño)—	
Perkins-Campbell Co., 622 Broadway, Cincinnati, Ohio, U. S. A.....	xiii	Conley, John, & Son, 2 and 4 Dominick Street, New York, N. Y., U. S. A....	xiii
Stamped Steel Ceilings (Techos de Acero Estampado)—		Toilet Paper, Medicated (Papel Medicado)—	
Northrop, Henry S., 40 Cherry Street, New York, N. Y., U. S. A.....	viii	Hoogland's, B. T., Sons, 38 John Street, New York, N. Y., U. S. A.....	xv
		Tools, Small (Instrumentos Pequeños)—	
		Pratt & Whitney Company.....	xiii

T. S. RUDDOCK & SON, Fabricantes de ZAPATOS ALTOS y BAJOS y PANTUFLAS para SEÑORAS.

Fábrica en Haverhill, Mass., Estados Unidos de América.

Oficina en Boston, No. 93 Lincoln Street.

Todas las comunicaciones deben dirigirse á Haverhill, Massachusetts, Estados Unidos de América. Se solicitan órdenes y correspondencia de grandes casas importadoras y no otras.

Sírvase escribirnos pidiendo un ejemplar de nuestros **Catálogos Ilustrados en Lengua Castellana de**

BOTAS Y ZAPATOS DE SEÑORAS, HOMBRES, NIÑOS Y JÓVENES,

en que aparecen comprendidos los artículos de esta clase que se han manufacturado especialmente para el tráfico de exportación.

Nuestra fábrica es una de las más grandes de los Estados Unidos.

J. H. WINCHELL & CO., Haverhill, Mass., U. S. A.

MEXICO.

The work compiled by the Bureau of the American Republics to take the place of the second edition of the Handbook of Mexico is now ready for the public. This work is a geographical sketch of Mexico with special reference to its economic conditions and prospects of future development, and contains, besides the latest available official data in regard to the natural resources of the country, its industries and manufactures, commerce, financial organization, means of communication, etc., a brief history of the country, its ethnology and archæology, laws, religion, instruction, miscellaneous data, and a list of the principal works and maps on Mexico.

Address:

BUREAU OF THE AMERICAN REPUBLICS,

WASHINGTON, D. C.

UNITED STATES CONSULATES.

Frequent application is made to the Bureau for the address of United States Consuls in the South and Central American Republics. Those desiring to correspond with any Consul can do so by addressing "The United States Consulate" at the point named. Letters thus addressed must be delivered to the proper person. It must be understood, however, that it is not the duty of Consuls to devote their time to private business, and that all such letters may properly be treated as personal, and any labor involved may be subject to charge therefor.

The following is a list of United States Consulates in the different Republics:

ARGENTINE REPUBLIC—

Buenos Ayres.
Cordoba.
Rosario.

BOLIVIA—

La Paz.

BRAZIL—

Bahía.
Para.
Pernambuco.
Rio de Janeiro.
Santos.

CHILE—

Antofagasta.
Arica.
Coquimbo.
Iquique.
Valparaiso.

COLOMBIA—

Barranquilla.
Bogotá.
Cartagena.
Colón (Aspinwall).
Medellin.
Panama.

COSTA RICA—

San José.

DOMINICAN REPUBLIC—

Puerto Plata.
Samana.
Santo Domingo.

ECUADOR—

Guayaquil.

GUATEMALA—

Guatemala.

HAITI—

Cape Haitien.
Port au Prince.

HONDURAS—

Tegucigalpa.
Utilla.

MEXICO—

Acapulco.
Chihuahua.
Ciudad Juarez.
Ciudad Porfirio Diaz.
Durango.
Ensenada.
La Paz.
Matamoros.
Mazatlan.
Mexico.
Monterey.
Nogales.
Nuevo Laredo.
Progreso.
Saltillo.
Tampico.
Tuxpan.
Vera Cruz.

NICARAGUA—

Managua.
San Juan del Norte.

PARAGUAY—

Asunción.

PERU—

Callao.

SALVADOR—

San Salvador.

URUGUAY—

Colonia.
Montevideo.
Paysandu.

VENEZUELA—

La Guayra.
Maracaibo.
Puerto Cabello.

WEIGHTS AND MEASURES.

The following table gives the chief weights and measures in commercial use in Mexico and the Republics of Central and South America, and their equivalents in the United States.

Denomination.	Where used.	United States equivalents.
Are	Metric	0.02471 acre.
Arrobe	Paraguay	25 pounds.
Arroba (dry)	Argentine Republic	25.3171 pounds.
Do	Brazil	32.38 pounds.
Do	Cuba	25.3664 pounds.
Do	Venezuela	25.4024 pounds.
Arroba (liquid)	Cuba and Venezuela	4.263 gallons.
Barril	Argentine Republic and Mexico	20.0787 gallons.
Carga	Mexico and Salvador	300 pounds.
Centaro	Central America	4.2631 gallons.
Cuadra	Argentine Republic	4.2 acres.
Do	Paraguay	78.9 yards.
Do	Paraguay (square)	8.077 square feet.
Do	Uruguay	2 acres (nearly).
Cubic meter	Metric	35.3 cubic feet.
Fanega (dry)	Central America	1.5745 bushels.
Do	Chile	2.575 bushels.
Do	Cuba	1.599 bushels.
Do	Mexico	1.54728 bushels.
Do	Uruguay (double)	7.776 bushels.
Do	Uruguay (single)	3.888 bushels.
Do	Venezuela	1.599 bushels.
Frasco	Argentine Republic	2.5096 quarts.
Do	Mexico	2.5 quarts.
Gram	Metric	15.432 grains.
Hectare	do	2.471 acres.
Hectoliter (dry)	do	2.838 bushels.
Hectoliter (liquid)	do	26.417 gallons.
Kilogram (kilo)	do	2.2046 pounds.
Kilometer	do	0.621376 mile.
League (land)	Paraguay	4,633 acres.
Libra	Argentine Republic	1.0127 pounds.
Do	Central America	1.043 pounds.
Do	Chile	1.014 pounds.
Do	Cuba	1.0161 pounds.
Do	Mexico	1.01465 pounds.
Do	Peru	1.0143 pounds.
Do	Uruguay	1.0143 pounds.
Do	Venezuela	1.0161 pounds.
Liter	Metric	1.0567 quarts.
Livre	Guiana	1.0791 pounds.
Manzana	Costa Rica	1.5-6 acres.
Marc	Bolivia	0.507 pound.
Meter	Metric	39.37 inches.
Pie	Argentine Republic	0.9478 foot.
Quintal	do	101.42 pounds.
Do	Brazil	130.06 pounds.
Do	Chile, Mexico, and Peru	101.61 pounds.
Do	Paraguay	100 pounds.
Do. (metric)	Metric	220.46 pounds.
Suerte	Uruguay	2,700 cuadras (<i>see</i> Cuadra).
Vara	Argentine Republic	34.1208 inches.
Do	Central America	33.874 inches.
Do	Chile and Peru	33.367 inches.
Do	Cuba	33.384 inches.
Do	Mexico	33 inches
Do	Paraguay	34 inches.
Do	Venezuela	33.384 inches.

METRIC WEIGHTS AND MEASURES.

METRIC WEIGHTS.

- Milligram ($1/1000$ gram) equals 0.0154 grain.
 Centigram ($1/100$ gram) equals 0.1543 grain.
 Decigram ($1/10$ gram) equals 1.5432 grains.
 Gram equals 15.432 grains.
 Decagram (10 grams) equals 0.3527 ounce.
 Hectogram (100 grams) equals 3.5274 ounces.
 Kilogram (1,000 grams) equals 2.2046 pounds.
 Myriagram (10,000 grams) equals 22.046 pounds.
 Quintal (100,000 grams) equals 220.46 pounds.
 Millier or tonneau—ton (1,000,000 grams) equals 2,204.6 pounds.

METRIC DRY MEASURE.

- Milliliter ($1/1000$ liter) equals 0.061 cubic inch.
 Centiliter ($1/100$ liter) equals 0.6102 cubic inch.
 Deciliter ($1/10$ liter) equals 6.1022 cubic inches.
 Liter equals 0.908 quart.
 Decaliter (10 liters) equals 9.08 quarts.
 Hectoliter (100 liters) equals 2.838 bushels.
 Kiloliter (1,000 liters) equals 1.308 cubic yards.

METRIC LIQUID MEASURE.

- Milliliter ($1/1000$ liter) equals 0.27 fluid dram.
 Centiliter ($1/100$ liter) equals 0.338 fluid ounce.
 Deciliter ($1/10$ liter) equals 0.845 gill.
 Liter equals 1.0567 quarts.
 Decaliter (10 liters) equals 2.6417 gallons.
 Hectoliter (100 liters) equals 26.417 gallons.
 Kiloliter (1,000 liters) equals 264.17 gallons.

METRIC MEASURES OF LENGTH.

- Millimeter ($1/1000$ meter) equals 0.0394 inch.
 Centimeter ($1/100$ meter) equals 0.3937 inch.
 Decimeter ($1/10$ meter) equals 3.937 inches.
 Meter equals 39.37 inches.
 Decameter (10 meters) equals 393.7 inches.
 Hectometer (100 meters) equals 328 feet 1 inch.
 Kilometer (1,000 meters) equals 0.62137 mile (3,280 feet 10 inches).
 Myriameter (10,000 meters) equals 6.2137 miles.

METRIC SURFACE MEASURE.

- Centare (1 square meter) equals 1,550 square inches.
 Are (100 square meters) equals 119.6 square yards.
 Hectare (10,000 square meters) equals 2.471 acres.

The metric system has been adopted by the following-named American countries: Argentine Republic, Bolivia, Brazil, Chile, Colombia, Costa Rica, Ecuador, Honduras, Mexico, United States of America, and Venezuela

PUBLICATIONS.

The Bureau of the American Republics was established as the representative of the International Union entered into in 1890 by the independent States of this continent, for the publication in four languages of their tariff laws and all laws and provisions which might be enacted by them relating to trade and navigation, for the collection and publication of useful statistics and information, and for the promotion by these and other proper means of greater and closer commercial relations between the countries of the Union. In pursuance of this purpose, the Bureau has published for distribution a number of Handbooks, Reports, Codes of Commercial Nomenclature, a Commercial Directory of the American Republics, including the European dependencies in Central and South America and the West Indies, and a Monthly Bulletin, which is now in its ninth year and is the official organ of the Bureau. Many of these publications, especially the Handbooks, have naturally through the course of time become obsolete, and it is therefore necessary to bring them down to date. New editions have been published of the Handbooks of Guatemala, Venezuela, Mexico, and Brazil, but the work of revising the others has not as yet been completed. In the meantime, it has been deemed prudent to withdraw from circulation all those which need revision.

Below is given a list of the publications of the Bureau available for distribution.

Payment is required to be made in cash, money orders, or by bank drafts on banks in New York City or Washington, D. C., payable to the order of the BUREAU OF THE AMERICAN REPUBLICS. Individual checks on banks outside of New York or Washington, or postage stamps, can not be accepted.

PRICE LIST OF PUBLICATIONS.

No.	Price.
4 Money, Weights, and Measures of the American Republics, 1891	\$0.05
30 First Annual Report of the Director, 1891. (See also Vol. 1, Part 1, Reprints of Publications.) No charge	
68 Handbook of Guatemala, 1897. (Revised edition)25
73 Third Annual Report of the Director, 1893. No charge	
74 Fourth Annual Report of the Director, 1894. No charge	
75 Import Duties of United States, 1897 (English)10
76 Import Duties of United States, 1897 (Spanish)10
77 Import Duties of United States, 1897 (Portuguese)10
78 Import Duties of United States, 1897 (French)10
80 Fifth Annual Report of the Director, 1895. No charge	
81 Sixth Annual Report of the Director, 1896. No charge	
83 Seventh Annual Report of the Director, 1897. No charge	
84 Handbook of Alaska, 189725
86 Price List of Publications of the Bureau of American Republics, 1897. Free on application	
87 Reciprocity and Trade, 189705
88 Spanish-American Trade, 189705
91 Commercial Directory of the American Republics, 1898 (Vols. 1 and 2)	5 00
92 Eighth Annual Report of the Director, 1898. No charge	
93 Handbook of Venezuela, 1899 (English)25
Handbook of Venezuela, 1899 (Spanish)25
94 Worthington Commercial Report, 1899 (Chile, Argentine Republic, Brazil, and Uruguay)35

PUBLICATIONS NOT NUMBERED.

	PRICE.
Mexico, Geographical Sketch, Economic Conditions, and Prospects of Future Development of (1900).....	\$0.75
Map of Mexico, Agricultural and General (1901), per set.....	1.00
Brazil, Geographical Sketch, Economic Conditions, and Prospects of Future Development (1901).....	.50
Bibliography of Brazil (1901).....	1.00
Report on Coffee, with special reference to the Costa Rican Product (1901).....	.10
International American Conference Reports and Recommendations, 1890, including the Reports of the Plan of Arbitration, Reciprocity Treaties, Intercontinental Railway, Steamship Communication, Sanitary Regulations, Common Silver Coin, Patents and Trade-marks, Weights and Measures, Port Dues, International Law, Extradition Treaties, International Bank, Memorial Tablet, Columbian Exposition—	
Octavo, bound in paper.....	.25
Octavo, bound in half morocco.....	1.00
International American Conference Reports of Committees and Discussions thereon, 1890 (Revised under the direction of the Executive Committee by order of the Conference, adopted March 7, 1890), Vols. 1, 2, 3, and 4—	
Quarto edition, bound in paper, 4 vols.....	1.00
Quarto edition, bound in cloth, 4 vols.....	3.00
Intercontinental Railway Report, 7 vols., three of maps and four of text (supply limited).....	25.00
Code of Commercial Nomenclature, 1897, bound in cloth, in English, Spanish, and Portuguese. (Revised edition).....	2.50
Code of Commercial Nomenclature, 1897, 645 pages, bound in cloth, in Spanish, English, and Portuguese.....	2.50
Code of Commercial Nomenclature, 1897, 640 pages, bound in cloth, in Portuguese, Spanish, and English.....	2.50
Annual Report of the Director, 1890.....	
Annual Report of the Director, 1900.....	

REPRINTS OF PUBLICATIONS, BOUND TOGETHER IN PAPER.

	PRICE.
Vol. 1, Part 1.—First Annual Report, Handbook No. 3, and Breadstuffs in Latin-America.....	\$0.55
Vol. 1, Part 2.—Mines and Mining Laws, Land and Immigration Laws, Commercial Information.....	.70
THE MONTHLY BULLETIN—	
Yearly subscription.....	2.00
Yearly subscription, foreign.....	2.50
Single copies.....	.25

NOTE.—The publications of this Bureau are sent free of postage throughout the United States, Canada, Costa Rica, Guatemala, Mexico, Nicaragua, Venezuela, Haiti, Ecuador, Cuba, Puerto Rico, Honduras, Salvador, Santo Domingo, Uruguay, Bolivia, and Paraguay, and in these countries the Bulletin will be furnished to subscribers at \$2.00 per annum.

July 1, 1901.

BIBLIOGRAPHY OF BRAZIL.

PREPARED BY

P. LEE PHILLIPS, F. R. G. S.,

Chief of Division of Maps and Charts, Library of Congress.

The most complete list of Books, Magazine Articles, and Maps relating to Brazil that has ever been published, embracing everything of value upon history, biography, government, laws, religion, education, inducements and advantages offered immigrants, topography, coast line, soil, mineral wealth, flora, fauna, climate, natural advantages, transportation facilities, and all other subjects of whatever nature concerning the country.

Of special interest to librarians and specially useful in libraries.

The work is published under the auspices of the Bureau of American Republics, and it will be sent to any who may desire it on receipt of one dollar.

ADDRESS THE

BUREAU OF THE AMERICAN REPUBLICS,

WASHINGTON, D. C.

BIBLIOGRAFÍA DEL BRASIL.

PREPARADA POR

P. LEE PHILLIPS, F. R. G. S.

Jefe de la Sección de Mapas y Cartas, Biblioteca del Congreso.

La lista más completa de Libros, Artículos de Revistas y Mapas referentes al Brasil que se ha publicado, y que comprende todo lo de valor relativo á historia, biografía, gobierno, leyes, religión, educación, alicientes y ventajas ofrecidas á inmigrantes, topografía, la costa, suelo, riqueza mineral, flora, fauna, clima, ventajas naturales, facilidades de transporte y á todas las otras materias concernientes á la naturaleza del país.

De especial interés á los bibliotecarios y particularmente útil en las bibliotecas.

Este trabajo está publicado bajo los auspicios de la Oficina de las Repúblicas Americanas y será remitido, mediante el recibo de un dollar, á las personas que lo soliciten.

DIRIGIRSE AL

BUREAU OF THE AMERICAN REPUBLICS,

WASHINGTON, D. C.

BIBLIOGRAPHIE DU BRÉSIL.

PRÉPARÉE PAR

P. LEE PHILLIPS, F. R. G. S.,

Chef de la Division des Cartes Géographiques et Topographiques,
Bibliothèque du Congrès.

La liste de Livres la plus complète, Articles de Revues et Cartes du Brésil qui ait jamais été publiée et qui contient tous les renseignements de valeur se rapportant à l'histoire, la biographie, le gouvernement, les lois, la religion, l'instruction publique, les encouragements et les avantages offerts aux immigrants, la topographie, le contour des côtes, le sol, la richesse minérale, la flore, la faune, le climat, les avantages de la nature, les facilités de transport et tous les autres sujets quels qu'ils soient concernant le pays.

D'un intérêt spécial pour les bibliothécaires et particulièrement utile dans les bibliothèques.

Cette œuvre est publiée sous la direction du Bureau des Républiques Américaines et sera envoyée, moyennant un dollar, à toutes les personnes désireuses de la posséder.

S'ADRESSER AU

BUREAU DES RÉPUBLIQUES AMÉRICAINES,
WASHINGTON, D. C.

MÉXICO.

La obra preparada por la Oficina de las Repúblicas Americanas para hacer las veces de la segunda edición del Manual de México, está ya á la disposición del público. Dicha obra es una reseña geográfica del país, con referencia especial á sus condiciones económicas y ventajas para su futuro desarrollo. Contiene, además de los últimos datos oficiales referentes á las fuentes naturales de riqueza del país, sus industrias y manufacturas, comercio, organización fiscal, medios de comunicación, etc., una reseña histórica, y otra etnológica y arqueológica, leyes, religión, instrucción, bibliografía, cartografía, y datos varios de sumo interés.

Dirigirse al

BUREAU OF THE AMERICAN REPUBLICS,
WASHINGTON, D. C.

VALUE OF LATIN-AMERICAN COINS.

The following table shows the value, in United States gold, of coins representing the monetary units of the Central and South American Republics and Mexico, estimated quarterly by the Director of the United States Mint, in pursuance of act of Congress:

ESTIMATE JANUARY 1, 1902.

Countries.	Standard.	Unit.	Value in U. S. gold or silver.	Coins.
ARGENTINE REPUBLIC.	Gold and silver.	Peso	\$.965	{ Gold—Argentine (\$4.824) and ½ Argentine. Silver—Peso and divisions.
BOLIVIA	Silver	Boliviano.	.413	Silver—Boliviano and divisions.
BRAZIL	Gold	Milreis	.546	{ Gold—5, 10, and 20 milreis. Silver—½, 1, and 2 milreis.
CENTRAL AMERICAN STATES— Costa Rica	Gold	Colon	.465	{ Gold—2, 5, 10, and 20 colons (\$9.307). Silver—5, 10, 25, and 50 centimos.
British Honduras	Gold	Dollar	1.000	
Guatemala	Silver	Peso	.413	Silver—Peso and divisions.
Honduras				
Nicaragua				
Salvador				
CHILE	Gold	Peso	.365	{ Gold—Escudo (\$1.825), doubloon (\$3.650), and condor (\$7.300). Silver—Peso and divisions.
COLOMBIA	Silver	Peso	.413	{ Gold—Condor (\$9.647) and double condor. Silver—Peso and divisions.
CUBA	Gold	Peso	.926	{ Gold—Centen (\$5.017), alphonse (\$4.823). Silver—Peso.
ECUADOR	Gold	Sucre	.487	{ Gold—10 sucres (\$4.8665). Silver—Sucre and divisions.
HAITI	Gold	Gourde	.965	{ Gold—1, 2, 5, and 10 gourdes. Silver—Gourde and divisions.
MEXICO	Silver	Dollar	.449	{ Gold—Dollar (\$0.983), 2½, 5, 10, and 20 dollars. Silver—Dollar (or peso) and divisions.
PERU	Gold	Sol	.487	{ Gold—Libra (\$4.8665). Silver—Sol and divisions.
URUGUAY	Gold	Peso	1.034	{ Gold—Peso. Silver—Peso and divisions.
VENEZUELA	Gold	Bolivar	.193	{ Gold—5, 10, 20, 50, and 100 bolivars. Silver—5 bolivars.

Paraguay has no gold or silver coins of its own stamping. The silver peso of other South American Republics circulates there, and has the same value as in the countries that issue it.

ADVERTISING RATES.

MONTHLY BULLETIN.

	<i>Per month.</i>	<i>Per annum.</i>
1 page.....	\$50.00	\$450.00
½ page.....	30.00	270.00
¼ page.....	20.00	180.00
⅛ page.....	10.00	90.00
* 1/16 page.....	5.00	45.00

* Professional cards.

Inside covers are double above rates. Outside back cover page is treble above rates. Discounts from monthly rates are: Three months' contracts, 10 per cent; six months' contracts, 15 per cent. Quotations in the per-annum column are net.

Address

BUREAU OF THE AMERICAN REPUBLICS,
WASHINGTON, D. C.

PRECIOS DE LOS ANUNCIOS

EN EL

BOLETÍN MENSUAL.

	<i>Al mes.</i>	<i>Al año.</i>
1 página.....	\$50.00	\$450.00
½ página.....	30.00	270.00
¼ página.....	20.00	180.00
⅛ página.....	10.00	90.00
* 1/16 página.....	5.00	45.00

* Tarjetas profesionales.

Anuncios en la parte interior de las cubiertas, el doble de los precios anotados. En la última página de la cubierta exterior, triple de los precios regulares. Descuentos: Contratos de tres meses, 10 por ciento; de seis meses, 15 por ciento. Los precios cotizados arriba por año son netos.

Dirección:

BUREAU OF THE AMERICAN REPUBLICS,
WASHINGTON, D. C.

PREÇOS DE ANUNCIOS

NO

BOLETIM MENSAL.

	<i>Por mes.</i>	<i>Por anno.</i>
1 pagina.....	\$50.00	\$450.00
½ pagina.....	30.00	270.00
¼ pagina.....	20.00	180.00
⅛ pagina.....	10.00	90.00
* 1/16 pagina.....	5.00	45.00

* Cartões profissionais.

Os anuncios no lado interior das capas pagam o duplo dos preços acima. Na ultima pagina da capa exterior pagam tres vezes os preços citados. Descontos: Contractos por tres mezes, 10 por cento; por seis mezes, 15 por cento. Os preços cotados acima por anno são netos.

Dirijam-se a

BUREAU OF THE AMERICAN REPUBLICS,
WASHINGTON, D. C.

TARIF DES ANNONCES

DANS LE

BULLETIN MENSUEL.

	<i>Par mois.</i>	<i>Par an.</i>
1 page.....	\$50.00	\$450.00
½ page.....	30.00	270.00
¼ page.....	20.00	180.00
⅛ page.....	10.00	90.00
* 1/16 page.....	5.00	45.00

* Cartes de profession.

Sur les deux pages intérieures de la couverture, les annonces sont cotées le double des prix ci-dessus. Les annonces publiées sur le dos de la couverture sont cotées le triple des prix marqués ci-dessus. On fera les rabais suivants: 10 pour cent pour une période de trois mois; 15 pour cent pour une période de six mois. Les prix pour l'année désignés dans la colonne ci-dessus sont les prix nets.

Adresse:

BUREAU OF THE AMERICAN REPUBLICS,
WASHINGTON, D. C.

L.

0.00
0.00
0.00
0.00
5.00

las
no-
la
ios
de
es,
los

CS,


L.

50.00
70.00
90.00
90.00
45.00

e la
es le
aces
ure
nar-
bais
une
cent
Les
la
.

ICS,





J. P. MORGAN & CO.,

WALL STREET, CORNER BROAD,
NEW YORK.

DREXEL & CO.,
COR. 5th AND CHESTNUT STS.,
PHILADELPHIA.

MORGAN, HARJES & CO.,
31 BOULEVARD HAUSMANN,
PARIS.

BANQUEROS DEL PAÍS Y DEL EXTERIOR.

Se reciben depósitos, sobre los cuales se puede girar. Se compran y venden bonos en comisión. Se pagan intereses sobre los depósitos. Giros sobre el Exterior. Créditos Comerciales. Pagos por Cable. Cartas de Crédito para los Viajeros, para Todos los Países del Mundo.

APODERADOS Y AGENTES DE LOS

Sres. J. S. MORGAN & CO.,

No. 22 OLD BROAD STREET, LONDRES.

American Steel Hoop Company.

Arcos
y
Flejes
de
Acero
Blando:

Para toda clase de trabajos de tonelería:
Barriles, Toneles, Cubos, Tinajas,
Mantéqueras y Arcos para Baúles.

MARCA DE FABRICA

★ ASHCO ★

Fajas de gran resistencia para los Fabricantes de Tanques, Flejes de poco peso para Aforar, para los Fabricantes de Cajas, Cubos y Canastos.

Se cortan arcos del tamaño que se desee. Se taladran y arreglan flejes y arcos, etc., como se pida.

Battery Park Building,
New York, U. S. A.

Dirección Cablegráfica:
ASHCO, NEW YORK, U. S. A.

Códigos en uso {
Lieber
A B C
A 1

NN.

om-
los
agos
los

ny.

a:

abri-
peso
s de

esec.
etc.

S. A.
