



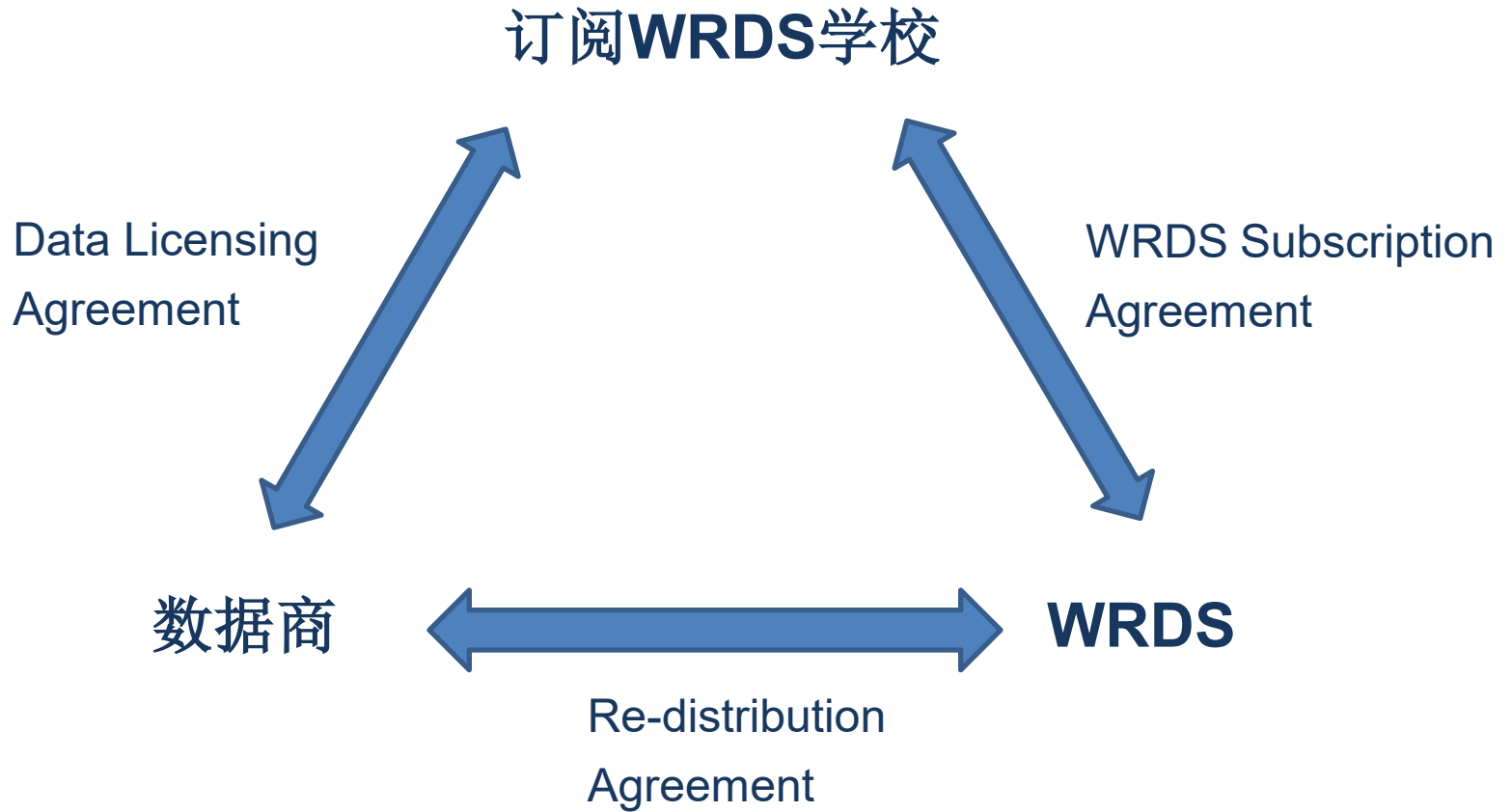
沃顿研究数据中心

为学术研究而建的平台

Erica Zhang



WRDS关系图



WRDS 概述

广泛的数据选择

- 跨学科财经数据：金融、会计、银行、经济、保险、营销、统计
- 实体管理和数据链接：例如：CRSP (股票价格) & COMPUSTAT (基本面)

以互联网为基础：灵活的投递和访问选择


WRDS提供多种访问数据的方式：

- 网络检索界面：易于使用、即点即得
- WRDS 云存储: Scalable High Performance Computing & Storage
- 通过PC SAS / SAS Studio到SAS访问
- 通过SAS SHARE的MATLAB / Python / R等访问

更多优势

- WRDS分析工具及WRDS课堂应用
- 专业技术及研究支持

部分合作数据商



(最新上线数据)

账号登陆

<https://wrds-web.wharton.upenn.edu/wrds/index.cfm>

使用介绍

Wharton Research Data Services (WRDS) website navigation. The 'Support' menu is highlighted in red. The 'GETTING STARTED' sub-menu is also highlighted in red.

GETTING STARTED	PROGRAMMING WITH WRDS	USING DATA	INFO
3 Ways to use WRDS	SAS	Dataset List	Contact WRDS Support
Account Types	R	Data Update Calendar	Vendor Support & Contact
Library & Lab Access	Python	Vendor Manuals and Overviews	
Knowledgebase	Stata	All Data Articles →	
All Getting Started Articles →	Accessing WRDS Remotely →		

[All Support](#) →

Wharton Research Data Services (WRDS) website navigation. The 'Classroom' menu is highlighted in red. The 'INTRO TO WRDS' sub-menu is also highlighted in red.

INTRO TO WRDS	ACCOUNTING	INVESTMENTS	SYLLABI
Getting Started	Intro to Financial Statements	Beta Visualization	Accounting
What Data is in WRDS?	Income Statement	Market and Firm-Specific Risk	Finance
Finding the Data	Balance Sheet	Portfolio Risk Over Time	
Understanding Identifiers	Statement of Cash Flows	Mechanics of Diversification	OTHER TOPICS
Using SAS Studio	Linking Financial Statements	Portfolio Diversification	Macroeconomics
All Intro to WRDS →	All Accounting →	All Investments →	SEC
			Text Analytics

[Full Catalog](#) →

查看已订阅数据: Your Subscriptions

Home / WRDS

Subscriptions

Data Dashboard >>

- » [WRDS Internal](#)
- » [2iQ](#)
- » [American Hospital Association](#)
- » [AuditAnalytics](#)
- » [Bank Regulatory](#)
- » [Beta Suite by WRDS](#)
- » [Blockholders](#)
- » [BoardEx](#)
- » [Bureau van Dijk](#)
- » [Calcbench](#)
- » [CBOE Indexes](#)
- » [CENTRIS](#)
- » [Federal Reserve Bank](#)
- » [Financial Ratios Suite by WRDS](#)
- » [FTSE/Russell](#)
- » [GovPX](#)
- » [GSIOne](#)
- » [Hedge Fund Research \(HFR\)](#)
- » [IBES](#)
- » [IHS Global Insight](#)
- » [IMS – SK&A](#)
- » [Infogroup](#)
- » [Institutional Shareholder Services \(ISS\)](#)
- » [OTC Markets](#)
- » [PACAP](#)
- » [Penn World Tables](#)
- » [Peters and Taylor Total Q](#)
- » [PHLX](#)
- » [ProPublica](#)
- » [Public](#)
- » [RavenPack News Analytics](#)
- » [RentBureau](#)
- » [RepRisk](#)
- » [Research Quotient](#)
- » [SAS Visual Analytics](#)

查看试用版本数据

Subscriptions

Data Dashboard >>

Trial Datasets

A sample subset of each database - access data and run queries. [Contact us to learn more.](#)

- | | | |
|---|--|--|
| » 2iQ Trial | » GovPX Trial | » MSRB Trial |
| » American Hospital Association Trial | » GSIOnline Trial | » Option Metrics Trial |
| » BoardEx Trial | » Hedge Fund Research (HFR) Trial | » ProPublica Trial |
| » Bureau van Dijk Trial | » IMS – SK&A Trial | » RavenPack News Analytics Trial |
| » Calcbench Trial | » Infogroup Trial | » RepRisk Trial |
| » Clarivate Analytics Trial | » Institutional Shareholder Services (ISS) Trial | » Sustainalytics Trial |
| » Compustat - Capital IQ Trial | » ktMINE Trial | » TAQ Trial |
| » CRSP Trial | » Levin Trial | » Thomson Reuters Trial |
| » ETF Global Trial | » LSPD Trial | » Toyo Keizai Trial |
| » Eurekahedge Trial | » Markit Trial | » WRDS SEC Analytics Suite Trial |

向下拉Trial Datasets为各个数据商提供的试用版本数据

网页检索

[Home](#) / [Get Data](#) / [Compustat - Capital IQ](#) / [Compustat](#) / [North America - Daily](#) / [Compustat Daily Updates - Fundamentals Annual](#)

[[RESET](#) : [FNAV](#) : [FFORM](#)]

Compustat - Capital IQ

North America - Daily

Fundamentals Annual

Fundamentals Quarterly

Index Constituents

Index Fundamentals

Index Prices

Industry Specific Annual

Industry Specific Quarterly

Pension Annual

Pension Quarterly

Ratings

Security Daily

Security Monthly

Query Form

Variable Descriptions

Manuals and Overviews

FAQs

Dataset List

Compustat Daily Updates - Fundamentals Annual

[alert](#)

[documentation](#)

Step 1: Choose your date range.

[FormStep1](#)

Date Variable:

Data Date

Date range

2010-01 to 2018-11

Step 2: Apply your company codes.

[FormStep2](#)

TIC GVKEY CUSIP SIC NAICS CIK

Select an option for entering company codes

Company Codes

Please enter Company codes separated by a space.

Example: IBM MSFT DELL [[Code Lookup](#)]

[company_codes](#)

Code List Name

Save code list to Saved Codes

Compustat: 示例1 – 网络检索

查看苹果公司、微软公司2012年1月以后年度报告中的总资产和流动资产数值
(以Compustat为例)

For more about this dataset, see the [Dataset List](#), [Manuals and Overviews](#) or [FAQs](#).

Compustat

Databases in this section are updated every day unless otherwise noted. Update schedules should not be confused with end-of-day or end-of-month data such as stock prices.

[Compustat](#)

- » North America - Daily 16
- » Global - Daily 5
- » Bank - Daily 2
- » Historical Segments - Daily 2
- » Snapshot - Monthly Updates 7
- » Execucomp - Monthly Updates 9

Capital IQ

Capital IQ is a suite of databases from S&P. They connect to the Compustat family of databases through Gvkey.

[Capital IQ](#)

- » Transactions 2
- » Capital Structure 3
- » Identifiers 1
- » Key Developments 1
- » People Intelligence 3
- » S&P Credit Ratings 4

SNL

SNL Financial Institutions and Bank Data
-- get in-depth data and analytics on banks, insurance companies and non-bank financial institutions.

[SNL](#)

- » FIG 3
- » Bank Regulatory 4

Compustat: 示例1 – 网络检索

Live Demo

查看苹果公司、微软公司2012年1月以后年度报告中的总资产和流动资产数值
(以Compustat为例)

North America - Daily

 alert

For more about this dataset, see the [Dataset List](#), [Manuals and Overviews](#) or [FAQs](#).

Compustat North America is a database of U.S. and Canadian fundamental and market information on active and inactive publicly held companies. It provides more than 300 annual and 100 quarterly Income Statement, Balance Sheet, Statement of Cash Flows, and supplemental data items. For most companies, annual history is available back to 1950 and quarterly history back to 1962 with monthly market history back to 1962.

Compustat North America files also contain information on aggregates, industry segments, banks, market prices, dividends, and earnings.

 North America - Daily

Fundamentals Annual

Industry Specific Quarterly

Segments (Non-Historical)

Fundamentals Quarterly

Pension Annual

Segments (Non-Historical) - Customer

Index Constituents

Pension Quarterly

Simplified Financial Statement Extract

Index Fundamentals

Ratings

Supplemental Short Interest File

Index Prices

Security Daily

Industry Specific Annual

Security Monthly

Wharton

UNIVERSITY of PENNSYLVANIA

Compustat: 示例1 – 网络检索

Live Demo

查看苹果公司、微软公司2012年1月以后年度报告中的总资产和流动资产数值
(以Compustat为例)

Home / Get Data / Compustat - Capital IQ / Compustat / North America - Daily / Compustat Daily Updates - Fundamentals Annual [RESET : FNAV : FFORM]

Compustat - Capital IQ

North America - Daily

Fundamentals Annual

Fundamentals Quarterly

Index Constituents

Index Fundamentals

Index Prices

Industry Specific Annual

Industry Specific Quarterly

Pension Annual

Pension Quarterly

Ratings

Security Daily

Security Monthly

Query Form Variable Descriptions Manuals and Overviews FAQs Dataset List

Compustat Daily Updates - Fundamentals Annual

[alert](#)

[documentation](#)

Step 1: Choose your date range.

[FormStep1](#)

Date Variable:
Data Date

Date range
2010-01 to 2018-11

Step 2: Apply your company codes.

[FormStep2](#)

TIC GVKEY CUSIP SIC NAICS CIK

Select an option for entering company codes

Company Codes Code List Name

Please enter Company codes separated by a space.
Example: IBM MSFT DELL [Code Lookup]

[company_codes](#)

Save code list to Saved Codes

Compustat: 示例1 – 网络检索

查看苹果公司、微软公司2012年1月以后年度报告中的总资产和流动资产数值
(以Compustat为例)

The screenshot shows the Compustat website's navigation bar with tabs for 'Query Form', 'Variable Descriptions', 'Manuals and Overviews' (highlighted with a red box), 'FAQs', and 'Dataset List'. Below the navigation bar, the page title is 'Compustat'. The main content area is titled 'Compustat Manuals and Overviews' and is organized into three columns: 'North America - Global - Bank', 'Execucomp', and 'Capital IQ'. Each column contains several links to manuals and overviews, such as 'Compustat Online Manual', 'WRDS Overview of Compustat North America - Global - Bank', 'Balancing Model - Compustat Bank', 'Understanding the Data', 'Using the Data', 'WRDS Overview of Executive Compensation', 'ExecuComp Company Names', 'Input for BlackScholes Calculations', 'Modified Black-Scholes Option Valuation Methodology', 'ExecuComp Table Descriptions', 'Capital IQ Professional Data', 'Financials', 'Understanding the Data - Capital Structure', 'Capital IQ on WRDS FAQ', and 'Ratings Code Lookups'. At the bottom of each column, there are buttons for 'More North America - Global - Bank resources', 'More Execucomp resources', and 'Segments'.

请注意在**Manuals and Overviews**中，提供了关于**Compustat**数据库用户手册。带有**WRDS Overview**为**WRDS**提供的高度概括介绍，另一部分为数据商提供的详细介绍。

Compustat: 示例1 – 网络检索

Live Demo

查看苹果公司、微软公司2012年1月以后年度报告中的总资产和流动资产数值
(以Compustat为例)

Step 1: Choose your date range.

[FormStep1](#)

Date Variable:

Data Date

Date range

2012-01 to 2018-11

Step 2: Apply your company codes.

[FormStep2](#)

TIC GVKEY CUSIP SIC NAICS CIK

Select an option for entering company codes

AAPL MSFT

Please enter Company codes separated by a space.

Example: IBM MSFT DELL [[Code Lookup](#)]

[company_codes](#)

Code List Name

Save code list to Save

[Browse...](#) No file selected

Upload a plain text file (.txt), having one code per line.

-----Select Saved Codelists-----

Choose from your saved codelists.

Search the entire database

This method allows you to search the entire database of records. Please be aware that this method can take a very long time to run because it is dependent upon the size of the database.

Step1: 选择时间范围

Step2: 选择公司，可选择1个、多个或是数据库中所有的公司。可以使用Code Lookup功能查找公司代码。

Compustat Daily Updates - Fundamentals Annual Code Lookup

Enter a company name here or identifier such as ticker:ibm

[Starts With](#) [Contains](#) [Is Exactly](#)

The Company Code Lookup Tool is designed to find all identifiers associated with a specific company. This tool can retrieve identifiers for multiple companies, then add the codes directly to your query. You can also use this tool to save and download codes for future queries. Downloaded codes are saved in the text (.txt) file format.

1. Start by entering a company name (or part of the name) into the search box above.
2. After the results are displayed, make your selections and choose an identifier.
3. Next, refine your list of codes or add more.
4. Last, choose whether to insert your selections into your web query or to download them as a text file for later use.

Need more help?

Take a moment to [read the full step-by-step instructions](#) to using this tool, including a complete list of identifiers available.

Compustat: 示例1 – 网络检索

Live Demo

查看苹果公司、微软公司2012年1月以后年度报告中的总资产和流动资产数值
(以Compustat为例)

The screenshot displays the Compustat search interface. At the top, there are navigation tabs: "Search All 4/973", "Identifying Information 2/7", "Identifying Information, cont. 0/34", and "Company Desc >>". Below the tabs, there are two columns: "Select" and "Selected".

In the "Select" column, a search box contains the text "assets". Below it is a list of variables with radio buttons and question marks:

- ACDO -- Current Assets of Discontinued Operations
- ACO -- Current Assets Other Total
- ACODO -- Other Current Assets Excl Discontinued Operations
- ACOX -- Current Assets Other Sundry
- ACOXAR -- Current Assets - Other - Total As Reported
- ALDO -- Long-term Assets of Discontinued Operations
- AO -- Assets - Other
- AOCISECGL -- Accum Other Comp Inc - Unreal G/L Ret Int in Sec Assets

In the "Selected" column, there are four variables with checkmarks:

- Ticker Symbol
- Company Name
- ACT -- Current Assets - Total
- AT -- Assets - Total

Below the "Selected" column is a "Conditional Statements (Optional)" section. It includes a "How does this work?" link, a builder interface with "AND" and "OR" buttons, a dropdown menu, and buttons for "Remove Conditional Statement Builder", "Add rule", "Add group", and "Delete". The "Query Preview" section shows a message: "* Please complete your conditional statement to see the preview *".

Step3: 选择需要的变量。并可以设置筛选条件。

Compustat: 示例1 – 网络检索

Live Demo

查看苹果公司、微软公司2012年1月以后年度报告中的总资产和流动资产数值
(以Compustat为例)

Step 4: Select query output.

[FormStep4](#)

Select the desired **format** of the output file. For large data requests, select a compression type to expedite downloads. If you enter your email address, you will receive an email that contains a URL to the output file when the data request is finished processing.

Output Format

- fixed-width text (*.txt)
- comma-delimited text (*.csv)
- Excel spreadsheet (*.xlsx)
- tab-delimited text (*.txt)
- HTML table (*.htm)
-
- SAS Windows_32 dataset (*.sas7bdat)
-
- SAS Windows_64 dataset (*.sas7bdat)
- SAS Solaris_64 dataset (*.sas7bdat)
- dBase file (*.dbf)
- STATA file (*.dta)
- SPSS file (*.sav)

Compression Type

- None
- zip (*.zip)
- gzip (*.gz)

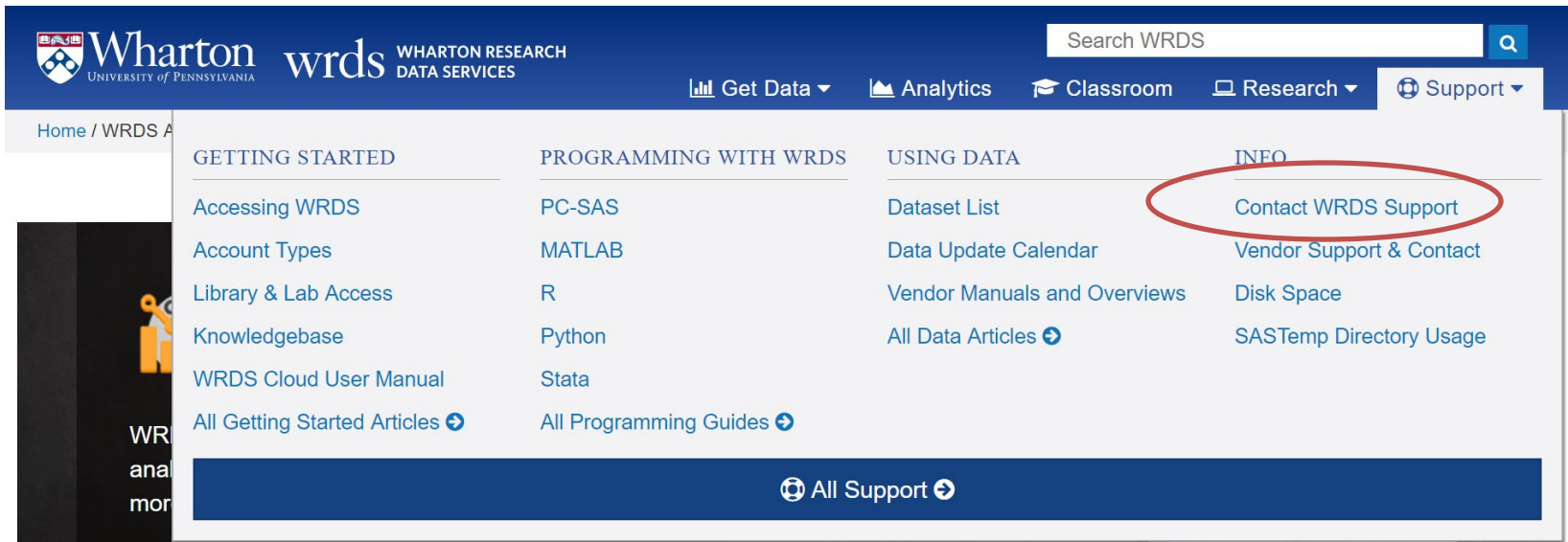
Date Format

- YYMMDDn8. (e.g. 19840725)
- DATE9. (e.g. 25JUL1984)
- DDMMYY6. (e.g. 250784)
- MMDDYY10. (e.g. 07/25/1984)
- DDMMYY10. (e.g. 25/07/1984)
- YYMMDDs10. (e.g. 1984/07/25)

Step4: 选择结果形式，可以下载为txt, csv, xlsx, htm, sas等等形式

联系我们

- <http://www.whartonwrds.com>



The screenshot shows the Wharton Research Data Services (WRDS) website. The navigation bar includes the Wharton University of Pennsylvania logo, the text 'wrds WHARTON RESEARCH DATA SERVICES', a search bar labeled 'Search WRDS', and menu items for 'Get Data', 'Analytics', 'Classroom', 'Research', and 'Support'. The 'Support' dropdown menu is open, displaying a grid of links. The link 'Contact WRDS Support' is circled in red. Other links in the menu include 'Accessing WRDS', 'Account Types', 'Library & Lab Access', 'Knowledgebase', 'WRDS Cloud User Manual', 'All Getting Started Articles', 'PROGRAMMING WITH WRDS', 'PC-SAS', 'MATLAB', 'R', 'Python', 'Stata', 'All Programming Guides', 'USING DATA', 'Dataset List', 'Data Update Calendar', 'Vendor Manuals and Overviews', 'All Data Articles', and 'INFO', 'Vendor Support & Contact', 'Disk Space', and 'SASTemp Directory Usage'. At the bottom of the dropdown is an 'All Support' link.

- 通过 [Contact WRDS Support](#) 或发邮件至 wrds-support@wharton.upenn.edu

联系WRDS

- 张霞 Erica
- 亚太地区客户拓展副总监
- 电话/微信：18817669767
- 电子邮件： xiazhan@wharton.upenn.edu

- St. Leonard's Court Suite 300
- 3819 Chestnut Street
- Philadelphia, PA 19104
- 主页： <http://whartonwrds.com>