



**NORTH AMERICAN  
SIGNAL COMPANY**

**LET CAUTION LIGHT THE WAY**



***CELEBRATING NEARLY 60 YEARS  
OF QUALITY MANUFACTURING***

605 S. Wheeling Road • Wheeling, IL 60090  
(877) 246-6274 • Fax: (847) 537-8895  
sales@nasig.com • www.nasig.com • ISO9001/2015

# NORTH AMERICAN SIGNAL COMPANY

## 2019 CATALOG

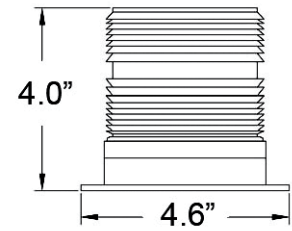
### Table of Contents

The Micro-Burst LED Series	2	The 400 & 625 Strobe Series	21
The LED625 Series	3	The 700 & 800 Strobe Series	22
The LED400 400 Heavy Duty & LED925 Series	4	The 900, 1250, & 2000 Series Strobes	23
Personal Safety Lights	5	Hazardous Locations Lights	24
PSLM3s, Accessories and Safety Batons	6	Battery Powered Portable Warning Lights	25
Surface Mount LED Warning Lights	7	American Whip	26
Surface Mount LED Warning Lights	8	Revolving Lights	27
Corner Light LEDs, Grill Lights	9	Action Lite Revolving Lights	28
Flush Mount LED Warning Lights	10	LED Work Lamps	29
New MFX48" and 24" Light Bars	11	Heavy Duty High Power LED Work Lights	30
High-Power Low Profile LED Light Bars	12	LED Flashing Lights	31
New Economy Low Profile LED Light Bars	13	Bulb Reference Page	32
Old Style High Profile LED light Bars	14	Alarms	33
New Low Profile LED Traffic Assist	15	Mirror Mounts	34
LED Traffic Assist	16	Vehicle Mounting Bars	35
4WABLED Direction Warning Arrows	17	Mounting Options for Aluminum Pickup Trucks	36
The Micro-Burst Strobe Series	18		
The 500/550 Strobe Series	19	Product Index	37
The 565 & 585H Strobe Series/Mag Mount Features	20	Product Index	38

# THE MICRO-BURST™ LED SERIES

## MICRO-BURST™ LED WARNING LIGHTS

- Complete 360-degree revolving or flash display
- Combination Flash / Revolve is Best Seller
- 5-Year Warranty, 100,000 hour life on LEDs
- Sonic-Welded housing for long-life application
- Flange Base Standard, hardware included
- Magnet mount versions include 15' Straight Cord and cig plug with built-in ON/OFF switch
- 1/2" Pipe Mount Plate available



- Introducing the ALL NEW LEDSF/NF350-A group of LED products. Preprogrammed to single flash, a single wire can be cut to change to a steady burning lamp, User Field Selectable.
- Save time and money with a single LED lamp with dual mode capabilities.

Part Number	Voltage	AMPS	Flash Pattern	UL LISTED
LEDFL350-X	12/48	0.2	175 Flash/Min	YES
LEDRV350-X	12/48	0.2	Revolving Pattern	YES
LEDFL/RV350-X	12/48	0.3	Combination Flash/Revolving	YES
LEDNF350-X	12/48	0.4 max	Non-Flashing	YES
LEDFL350-ACX	120	0.1 max	175 Flash/Min	YES
LEDRV350-ACX	120	0.1 max	Revolving Pattern	YES
LEDFL/RV350-ACX	120	0.1 max	Combination Flash/Revolving	YES
LEDNF350-ACX	120	0.1 max	Non-Flashing	YES



## MICRO-BURST™ HIGH POWER LED WARNING LIGHTS

- Two Flash Patterns to choose from
- LEDFL375-A, 60 Single Flashes/Min
- LEDQ375-A, 72 Quad Flashes/Min (Same light source)
- Described as the Brightest "Little" Light on the market today
- Magnet or pipe mount available
- 12/24V DC and 120V AC versions available
- Sonic-Welded, 5 year warranty



**ALL NEW LED375-A**  
Features user selectable flash patterns



Part Number	Voltage	AMPS	Flash Pattern	SAE
LEDFL375-X	12/24	1.2	60 Single-Flash/Min	CLASS 1
LEDQ375-X	12/24	1.2	72 Quad-Flash/Min	****
LED375-X	12/24	1.2	User Select Patterns	****

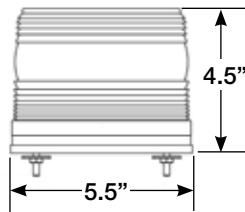
# THE LED625 SERIES

## LED625 SERIES - ALL PURPOSE, VERSATILE, LIGHTWEIGHT LED WARNING LIGHT



LED625-A (12/24V DC)  
LED625-ACA (120V AC)

- 12/24V, 1.2 Amp Maximum Current Draw
- All Flash Patterns exceed SAE Class 2 light output
- High Impact LEDs offer a complete 360-degree display
- 5 user-selectable patterns. Pattern changing switch on base (permanent mount) or plug (magnet mount).
- Polycarbonate Fresnel Lens for optimum light output
- 2 Bolt Permanent Mount Base standard # LED625-A
- 3 Hole Flange Base, # LED625F-A
- Magnetic Mount includes a 15' straight cord, ON/OFF & Pattern Changing Switch built into plug
- 6" Lens optional, part # LED625H-A or LED625HF-A
- Pattern options listed on next page under LED925-A



LED625H-A

LED625F-A

LED625MX-A



TO ORDER WITH DUAL-ACTION SWITCH (ON/OFF AND PATTERN CHANGING) AND 15' STRAIGHT CORD AND PLUG, INSERT "MX" BEFORE HYPHEN TO ORDER (ie: LED625MX-A, LED400MX-A, LED400HDMX-A)

## LED625-C/AC TWO COLOR LED BEACON



- 12/24V, 0.6 Amp Maximum Current Draw
- Utilizes two different colors, 360 degree coverage
- User select flash patterns alternate between the two different colors, last 2 patterns single color only
- Diameter: 5.5", Height: 4.5", Warranty: 5 years
- Two Stud base or flange available
- Magnet mount includes a 15' heavy duty straight cord and plug with built in on/off switch and 2nd momentary switch to advance the flash pattern
- Dash mount button available for permanent mount user select flash patterns, order with "R4" version
- Interior LED colors include Amber, Red, Blue, White and Green

All products shown available in Amber, Red, White Blue and Green



LED625MX-C/AC

# THE LED400, 400 HEAVY DUTY & LED925 SERIES

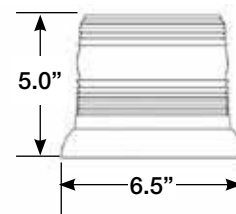


LED400-A

## LED400 SERIES

- 12/24V DC, 1.2 Amp Maximum Current Draw
- SAE Class 1 Light Output, 5 Year Warranty
- 3/4" NPT Female Pipe Fixture built into base of unit
- Magnet Mount Version available, LED400MX-A
- Polycarbonate Lens - New Design for Maximum Light Output
- Features 5 user-selectable flash patterns

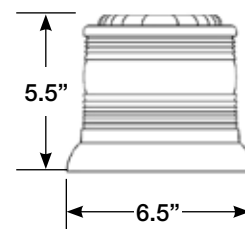
See LED925 below for Pattern Descriptions



LED400HD-A

## LED400HD HEAVY-DUTY SERIES

- 12/24V, 1.6 Amp Maximum Current Draw, Certified to meet SAE CLASS 1 in slow Single Flash mode
- Specifically designed for HIGH VIBRATION, HIGH STRESS Applications - 5 Year Warranty
- Aluminum heat-sink allows for extended use and LED life through improved heat disipation
- Can replace any existing warning light and increase visibility, decrease current draw, and eliminate maintenance.
- Features 5 User-Selectable Flash Patterns
- 3/4" NPT Female Pipe fixture built into base of unit
- Embedded Reverse Polarity protection provided



## LED925 SERIES - CONSTRUCTION GRADE - HIGH OUTPUT



- 12/24V, 1.2A Amp Maximum Current Draw
- 5 User-selectable flash patterns
- All Flash Patterns exceed SAE Class 2 light output
- Two of the Flash Patterns below meets SAE Class 1 in Amber
- Polycarbonate outer dome with ABS Plastic base
- Designed for heavy duty applications
- Pipe mount and magnet mount versions available
- Available in Amber, Clear, Red, Blue and Green

### Flash Patterns for LED400, LED625 & LED925 include:

Single Flash (60 FPM) Meets SAE Class 1 in this mode (LED925-A, LED400-A and LED400HD-A)

Quad Flash (72 QFPM)

Triple Flash, last flash stays on

Progressive Flash, brighter and brighter

Hex Flash (60 Hex Bursts / Minute) Meets SAE Class 1 in this mode (same as above)



LED925-A

Includes an optic enhancing inner lens and a smooth outer dome for protection against the environment.



# PERSONAL SAFETY LIGHTS

## PSLM2 LED WARNING LIGHT

- All purpose multi-use signal light
- Battery Powered portable light
- 300-400 hours on 2 "D" batteries (Not included)
- Carrying strap, Magnet mount base included
- Optional photocell operation for night time use
- Part # PSLM2R1-X features two operating modes: Flashing/Steadyburn
- Available in Amber, Red, Clear, Green, or Blue
- 90-day warranty after final sale



### ALL NEW SOLAR POWERED PSLM2SP-A AND PSLM2SP-R


- Charges during daylight hours and flashes after dark
- Includes rechargeable batteries, flashes for 14 hours on an 8 hour charge

## PSLM4 PERSONAL SAFETY LED LIGHT WITH SELECTABLE PATTERN

- User Selectable - 4 Flash Patterns to choose from
- Push button "half-way in" to advance the pattern
- Optional Photocell Mode, Magnet Base included
- 300+ Hours on two "D" Batteries (not included)
- Visible out the top of the unit
- Available in Amber, Red, Blue, White and Green
- 90 Day Warranty after final sale

### Features 4 Distinct Patterns:

- Single-Flash
- Double-Flash
- Simulated Rotating
- Steady Burn



## PSLM2H - PORTABLE BATTERY POWERED LED LIGHT - 50% MORE LIGHT OUTPUT

- All purpose "High-Output" multi-use signal light
- 200+ hours on 2 "D" batteries (Not included)
- Magnet mount base included
- Optional photocell operation for night time use
- Part # PSLM2HR1-X features two operating modes: Flashing/Steadyburn
- Also available in White, Green, Blue or Red
- 90-day warranty after final sale

Part #PSLM2HRC-A Now in stock with a Remote Control feature that allows you to operate the unit from up to 150 feet away.



# PSLM3's, PSL ACCESSORIES AND SAFETY BATONS

## PSLM3 DIRECTIONAL LED WARNING LIGHT

- Push button operation, uses two "AA" batteries (not included)
- 3 User-selectable flash patterns, 72+ hours per set of batteries
- Includes Swivel Magnet base that adjusts 180 degrees
- Clip attached to rear of unit for visor or traffic cone mount
- Reflective lens adds a factor of safety in all situations
- Available in Amber, Red, Blue, White and Green
- 4.25" Diameter, 1.5" Deep, 5" Tall with Mag Base



## PSLM2 AND PSLM4 ACCESSORIES

Optional 75-pound pull magnetic base available.



**PSL-88**

Standard magnetic base, 17 lb pull



**PSLM275-X**

Order # PSL75-88 separate or order light with magnet installed (Part # PSLM275-X)



**PS-HDL**

**PSL2HDL-X**

Optional 4" handle # PS-HDL can be ordered individually or as pictured Part # PSL2HDL-A



**PSL4HDL-X**

All New Handle designed to fit into "slimline" cones with up to a 3/4" hole in the top of the cone. The Part # PS-HDLX may be purchased by itself or installed, for example - part # PSL4HDLX-R (pictured above)



**PSL-BKT**

Galvanized Steel "L" bracket with mounting holes and angled corners to secure PSLM LED warning lights in position

## PERSONAL SAFETY BATON



**PSBLED-RG**



**PSBLED-R**

- Recommended for Parking Lot and/or Accident Traffic Control
- All LED Display, 300+ Hours, Light Weight and Durable
- PSBLED-R: Red LEDs only, Flash or Steadyburn, 21" x 1.5" Dia, Safety Clip and Lanyard, uses two "C" batteries
- PSBLED-RG: Red and Green LEDs, Flash or Steadyburn, 22" x 1.5" Dia, Lanyard, uses three "C" batteries

# SURFACE MOUNT LED WARNING LIGHTS

## ALL NEW LED4400 SURFACE MOUNT LED - SINGLE OR DUAL COLOR

LED4400-AC



- 12/24V Operation, 0.5A MAX @ 12.8V
- Width: 4.5", Height 1.25", Depth 3/8"
- Base Materials: Die Cast Aluminum
- Lens: Optical Grade UV Protected Polycarbonate
- 10 User Selectable Flash Patterns
- 5 Year Limited Warranty
- Flash patterns listed on instruction sheet

### Grill Mounted with Backplate



Part # LED4400-DM-BKT  
Allows for two LED4400's to be installed behind the grill, mounting tabs, holes and wire slots allow for a simple effective install.

Part # LED4400-B-PLATE



Grill Mounted using Backplate as a base with a second Backplate behind the grill



Part # LED4400-L-BKT for use on any horizontal surface to insure a secure installation

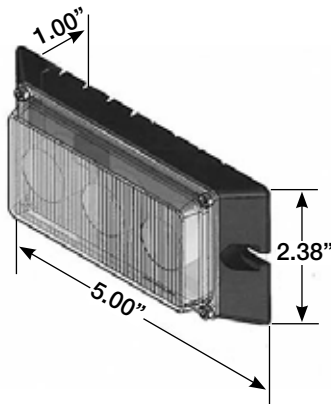
## HEAVY DUTY HIGH POWER LED5500 SURFACE MOUNT LIGHT - SINGLE COLOR ONLY

- 12/24V Operation, 0.5A MAX @ 12.8V
- 3 High Output LEDs w/ Superior Lensing
- Only One Inch Tall, 5 Year Warranty
- Die Cast Aluminum
- Polycarbonate Lens with Wide Angle Visibility
- Works with LED5/3-BKT and LED5K-BKT
- Single or Dual Operation - see flash patterns

Most Durable Surface Mount LED on the Market Today



LED5500-A



### FLASH PATTERNS:

- #1 - 60 Singles Flashes / Minute - meets SAE Class 1
- #2 - 60 10 Flash Bursts / Minute
- #3 - 60 Quad Flashes / Minute
- #4 - 60 Hex Flashes / Minute - meets SAE Class 1
- #5 - 25 Progressively Brighter Flashes / Minute
- #6 - 60 Modified Quad Flash with last flash staying on



# SURFACE MOUNT LED WARNING LIGHTS

## LED3000 AND LED4000 SURFACE MOUNT LED ALL PURPOSE WARNING LIGHTS Combines a small package with a high impact LED display



- Weatherproof for indoor/outdoor use
- LED3001-X, LED3000-X, under 4", 11 patterns
- LED4001-X, LED4000-X, under 5", 18 patterns
- Multi-Module Synchronization
- 2 Year Warranty
- Available Colors: Amber, Red, Blue, White



Substitute "X" with desired LED color. Available in Amber, Clear, Red, Blue, or Green.

## TWELVE LED SURFACE MOUNT WARNING LAMP

Description: Features two rows of six LEDs for Double the output and Double the impact.

Voltage Range: 12/24V DC  
Length: 4.5"  
Height: 1.7"  
Depth: 0.5"  
Weight: 0.75 lbs, Shipping Weight  
Current Draw: 2A Max @ 12.8V  
Base Material: Aluminum, Black  
Lens Material: PMMA (Clear Acrylic)  
Flash Patterns: 19



Available in All Amber or Amber/White

# CORNER LIGHT LEDs, GRILL LIGHTS



## CORNER LIGHT LEDs

- 12/24V, 22 Flash patterns. Wide Angle Optics
- 1" diameter hole, 1" minimum depth required for internal installation
- Solid state circuitry, potted in housing, includes external mount flange
- Standard Colors available: Amber or White
- **Combination Amber/White, Amber/Green and Red/Blue AVAILABLE NOW**
- Designed for use inside turn signal housings or for external mount anywhere on the vehicle.



**EXTERNAL MOUNT**

**CLKLED6-X  
Six - 3W LEDs**



**FLANGE  
(Included)**

## GLED8001-X MULTI PURPOSE GRILL LIGHT

- Features two 6 LED lamps with 10' of cable between the two heads
- HIGH Output LEDs great for hide-away applications
- Optional Mounting Clips provided for versatile installation
- 12V operation, switch not included
- Each head is 7" x 1.25" x 1.25"



## GLED9000-X HIGH POWER GRILL/DECK LIGHT

- Features two 9 LED lamps with 10' of cable between the two heads
- HIGH Output LEDs with superior lensing for direct and wide angle viewing.
- Optional "L" brackets included
- 12V operation, switch not included
- Each head is 12" x 1.5" x 1.25"



**Highly conspicuous-attention getting flash pattern**



# FLUSH MOUNT LED WARNING LIGHTS

## FLUSH MOUNT LEDs

- 12/24V Operation, 45 Bright LEDs/Lamp
- Wide Angle LED package for extra safety
- LEDQO and LEDQR alternate back and forth Quad Flashing, 72/minute
- LEDO and LEDR version offer user select flash patterns
- Weld Boxes and/or Brackets available separately
- Grommet included with every light
- Less than half the current draw of typical incandescent lamps
- 5 Year Warranty



LEDQR45-A  
LEDR45-A



LEDQO45-A  
LEDO45-A



LEDQR45-A in  
MBR2 Surface  
Mount Bkt.



LEDR45-A in  
WBE1R  
Weld Box



LEDQO45-R in  
WBE10  
Weld Box



LEDQO45-B in  
MBO1 Right  
Angle Bkt.



HRLEDQR45-A

Part Number	Amps	Description
LEDQO45-X	0.5	Quad-Flash Oval 45 LED Warning Light w/ Grommet
LEDQR45-X	0.5	Quad-Flash 4" Round 45 LED Warning Light w/ Grommet
LEDO45-X	0.5	User Select Flash Patterns, Oval 45 LED, w/ Grommet
LEDR45-X	0.5	User Select Flash Patterns, 4" Round 45 LED, w/ Grommet
HRLEDQR45-X	0.5	QF 4" Round 45 LED Warning Light in Rubber Housing
MBO1/MBR1	N/A	Side-Mount Bracket or Oval or 4" Round LED
MBO2/MBR2	N/A	Surface-Mount Bracket for Oval or 4" Round LED
WBE1R	N/A	Weld Box for 4" Round, Single Hole, Opposite Facing
WBE1RD	N/A	Weld Box for 4" Round, Dual Hole, Opposite Facing
WBE10	N/A	Weld Box for Oval, Single Hole
WBE10D	N/A	Weld Box for Oval, Dual Hole, Opposite Facing
WBE20	N/A	Weld Box for Ovals Stacked, Single Direction
WBE30	N/A	Weld Box for Three Ovals Stacked, Single Direction

Substitute "X" in chart part # with desired LED color. Available in Amber, Clear, Red, Blue, or Green.




LEDQO45-C  
and  
LEDQO45-A  
in a  
WBE20  
Weld Box

# ALL NEW HIGH-POWER LOW-PROFILE LED LIGHT BARS

## PART # MFX48-C/A, ALL LED 48" LIGHT BAR



- 12/24V DC, Amber 18 LED lamps
- Available in Amber, Red,, Blue, Green, White
- 3" Tall Housing, available in various colors
- Current Draw: 8 Amp Maximum
- Polycarbonate/Aluminum Housing
- 47" x 8" deep x 4" tall with legs installed
- User select flash patterns
- Mounting Hardware Included
- 5 Year Warranty
- Includes Left/Right Rear Facing Sequencing for Traffic Assist



Side View

---

## MID-SIZE HIGH POWER "ACTION-LITE" MINI BAR



## PART # MBX24-C/A, ALL LED 24" LIGHT BAR

- 12/24V, 10 Amber LED Lamps
- Available in Amber, Red, Blue, Green, White and Violet
- 3" Tall Housing, colors available
- Current Draw: 5A Maximum
- 30 Total - High Power LEDs
- User Select Flash Patterns
- 23" x 8" deep x 4" tall with legs installed
- Magnet Mount includes 4 - 75 lb. pull magnets and a 15' cord and plug with on/off and pattern changing switch built in




Part #SSWMS, for pattern changing included with both 48" and 24" versions

# HIGH POWER LED LOW PROFILE MINI BARS

## HIGH POWER LED LOW PROFILE **MICRO** MINI BAR - 17.25"

- 12/24V, 17.25" Low Profile LED mini bar - only 2.75" tall
- Aerodynamic - 360 Degree - Wide Angle inner lensing
- 24 high Power LEDs, User selectable patterns
- Maximum Current Draw: 4.0 Amps
- Polycarbonate dome, painted steel base
- SAE CLASS 1 and California Title 13
- Additional LED colors: Clear, Red, Blue, Green
- Dome available in: Amber, Red, Blue and Clear



Mag Mount  
Switch C&P2B



Dash Mount  
Switch SSWMS



MMBLEDLPMR3-C/A

Permanent Mount: MMBLEDLPR3-C/A

Permanent Mount with Dash-Mount Pattern-Changing Button: MMBLEDLPR4-C/A

Magnetic Mount (Pictured above): MMBLEDLPMR3-C/A

---

## HIGH POWER LED LOW PROFILE **NANO** MINI BAR - 13.5"

- 12/24V, 13.5" Low Profile LED mini bar - only 2.75" tall
- Aerodynamic - 360 Degree - Wide Angle inner lensing
- 18 high Power LEDs, User selectable patterns
- Maximum Current Draw: 3.0 Amps
- Polycarbonate dome, painted steel base
- Certified to SAE CLASS 1 and California Title 13
- Amber or Clear domes only



MINILPM-A

MINILP-C/A

Permanent Mount: MINILP-C/A

Permanent Mount with Dash-Mount Pattern-Changing Button: MINILPR4-C/A

Magnetic Mount (Pictured above): MINILPM-A

---

## HIGH POWER LED LOW PROFILE "**QUAD-BURST**" MINI BAR - 17.25"

- 12/24V, 17.25" Low Profile LED mini bar - only 2.75" tall
- Traditional Strobe mini bar appearance with LED Quad Burst
- Maximum Current Draw: 1.2 Amps
- User selectable flash patterns
- Polycarbonate dome, painted steel base
- Potted solid state circuitry for long life
- Additional dome and lens colors available
- Magnet Mount version available, MMBLEDQ375M-C/AC

MMBLEDQ375-C/AC



# ECONOMY LOW PROFILE LED & STROBE MINI BARS

ALL NEW MICRO **MINI** BAR - BRIGHTER LED OUTPUT, WIDER VIEWING ANGLE, and USER SELECT FLASH PATTERNS.

- 12/24V, High Impact LED Display
- Low current draw, 2A @ 12.8V
- 2.75" Low Profile Dome, 17.25" Side
- Same size and footprint as the original
- USER SELECT FLASH PATTERNS
- Magnet Mount Version Available
- 5 Year Warranty

**MMBZLEDFL-C/A**



**MMBZLEDFLM-C/A**

Includes 3 - 75lb. pull magnets  
15' straight cord with switch

---

NEW AND IMPROVED **NANO** MINI BAR - BRIGHTER LED OUTPUT, WIDER VIEWING ANGLE, and USER SELECT FLASH PATTERNS IN A COMPACT PACKAGE.



**MINIFLZ-C/A**



**MINIFLMZ-C/A**

- 12/24V, Compact LED Display
- Low current draw, less than 1.2A
- 2.75" Low Profile dome, 13.5" wide
- Same size and footprint as the original
- USER SELECT FLASH PATTERNS
- Magnet Mount Version Available
- 5 Year Warranty

---

ECONOMY LOW PROFILE STROBE **MICRO** MINI BAR

- 12/24V Micro Mini bar
- Alternating Quad Flash Display
- Magnet mount version (MMBS35M-A)  
Includes 3-90lb pull magnets and 15'  
straight cord and plug with On/Off switch
- 2.75" Low Profile Dome, 17.25" wide
- Maximum Current Draw - 1.5A
- 2 year warranty
- Also available with clear outer dome  
with colored inner lenses



**MMBS35-A**




**MMBS35M-A**

# 23" ACTION LITE™ MINI BARS & 17.25 MICRO MINI BARS

LED, Strobe and Revolving Halogen Mini Bars, Permanent 4 Post Mount or Magnet Mount that includes a 15' straight cord and plug with On/Off switch

- 23" version includes a center diamond mirror
- 17.25" Micro Mini Bars strobe or revolving
- Clear Dome may be used with colored lenses inside
- Two year warranty on all strobe and revolving halogen mini bars
- Five year warranty on LED mini bars
- Strobe operates at 12/24 V
- Revolving operates at 12V or 24V only




**MMB625-A**  
**MMBLED625-A (17.25")**



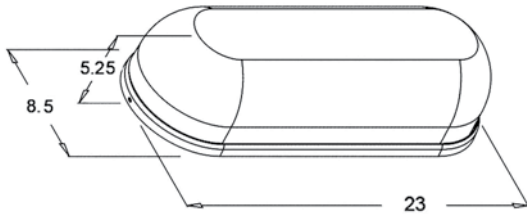
**MMBTR-A (17.25")**



**MB625-A, MBLED625-A (23")**

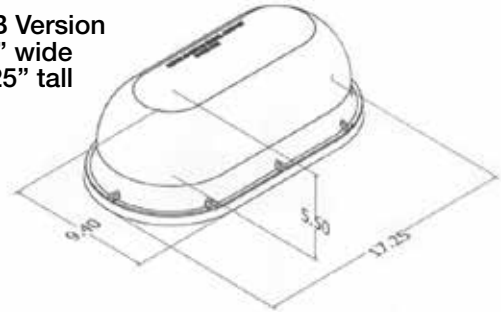


**MBTRM-A (23")**



MB Version, 23" wide, 5.25" tall

MB Version  
23" wide  
5.25" tall



Part Number	Light Source	Voltage	Flashes/Minute	AMPS	Description	Bulb Part#
MMBLED625-X	LED	12/24	Random	2	Alternating Random Flash	NA
MMB625-X	Strobe	12/24	150 Quad	3	Alternating QF Display	L3--77
MMB35-X	Strobe	12/24	150 Quad	1.5	Alternating QF Microburst	NA
MMBTR-X	Halogen	12 or 24	270 Single	10.5	Dual Rotating 55W Halogens	HA-77
MBLED625-X	LED	12/24	Random	2	Alternating Random Flash	NA
MB625-X	Strobe	12/24	150 Quad	3	Alternating QF Display	L3-77
MB35-X	Strobe	12/24	160 Quad	1.5	Alternating QF Microburst	NA
MBTR-X	Halogen	12 or 24	270 Single	10.5	Dual Rotating 55W Halogens	HA-77

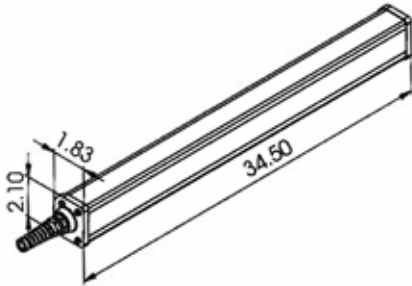
All NASIG Mini Bars can be mounted on NASIG Vehicle Platforms and AB Cross Bars

# NEW LOW PROFILE LED TRAFFIC ASSIST

**ALL NEW LED LOW-PROFILE TRAFFIC ASSIST -  
with a Lightweight Unibody Design, only 2" tall x 1.75" deep**



- Part #'s include TA36LP-A, TA42LP-A, TA52LP-A and TA18LPS-A
- TA36LP-A includes 8 LED lamps, 25' cable and touch pad controller
- TA18LPS-A includes two 4 LED lamp sections with 10' of cable between the heads, 25' of main cable and touch pad controller
- TA42LP-A features 10 lamps and TA52LP features 12 lamps
- The housing is a single Polycarbonate extrusion, lightweight with no seams for a better seal
- Combines Opaque (housing) and Transparent Clear Polycarbonate for the front panel



**Works with the standard SSWTA Controller  
Features 16 different modes and 2 speeds.**

**42" and 52" versions will also be available!**



Part Number	Description	Length	#LED Units
TA36LP-A	8 LED Lamp Sequencing Light Bar	37"	8
TA36LP-A2	8 LED Lamp Sequencing Light Bar w/8 Arrow End Lamps	44"	16
TA42LP-A	10 LED Lamp Sequencing Light Bar	45"	10
TA42LP-A2	10 LED Lamp Sequencing Light Bar w/8 Arrow End Lamps	54"	18
TA42LP-A3	10 LED Lamp Sequencing Light Bar w/16 Arrow End Lamps	54"	26
TA52LP-A	12 LED Lamp Sequencing Light Bar	55"	12
TA52LP-A2	12 LED Lamp Sequencing Light Bar w/8 Arrow End Lamps	62"	20
TA52LP-A3	12 LED Lamp Sequencing Light Bar w/16 Arrow End Lamps	62"	28
TA18LPS-A	Two Piece, 4 Lamps Each Section, 10' Cable Between	20"x2	8

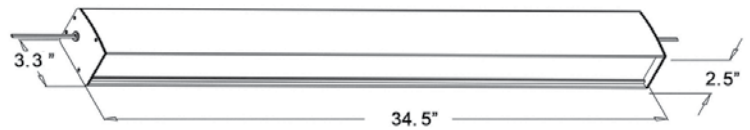
Note: Width measurements take into account the spacing needed for the strain relief  
Note: These Product are not designed to replace MUTCD certified Arrow-board trailers



# LED TRAFFIC ASSIST

## LED TRAFFIC ASSIST

- 12/24V, Sequencing LED Lightbar with Low Profile painted aluminum housing
- State-of-the-Art “Venting Membrane” installed on traffic assist products for sealed venting and moisture dissipation
- Utilizes 16 different MODES, including left, right, center out, and 2 Rapid-Fire warning modes.
- Includes 25’ cable, touch pad controller, and 2 “L” brackets for versatile mounting
- LED colors available; Amber, Red, Blue, White and Green
- 5-year warranty



TA36L-A



TA18LS-A1




TA36L-A1



SSWTA  
Controller

Part Number	Description	Length	#LED Units
TA36L-A	8 LED Lamp Sequencing Light Bar	34.5"	8
TA36L-A1	8 LED Lamp Sequencing Light Bar with Arrow End-Lamps	34.5"	8
TA18LS-A1	8 LED Lamp Sequencing Light Bar w/Arrow End-Lamps, Split w/10' cable	34.5" + 10' cable	8

## OVERSIZED LED TRAFFIC ASSIST

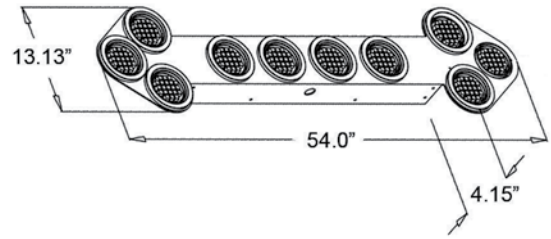


TA36L-A2

Part Number	Amps	Description	Length	#LED Units
TA36L-A2	4.5	8 LED Lamp unit with 8 Additional LED Lamps Forming End-Arrows	38"	16
TA42L-A	2.8	10 LED Lamp Sequencing Light Bar	43.5"	10
TA42L-A1	2.8	10 LED Lamp Sequencing Light Bar with Arrow End Lamps	43.5"	10
TA42L-A2	7.2	10 LED Lamp Unit with 16 Additional LED Lamps Forming End-Arrows	46"	26
TA52L-A	3.5	12 LED Lamp Sequencing Light Bar	52"	12
TA52L-A1	3.5	12 LED Lamp Sequencing Light Bar with Arrow End-Lamps	52"	12
TA52L-A2	8	12 LED Lamp Unit with 16 Additional LED Lamps Forming End-Arrows	54"	28
TA52L-A3	4.5	12 LED Lamp Unit with 8 Additional LED Lamps Forming End-Arrows	54"	20

# 4WABLED DIRECTION WARNING ARROWS

- The 4WABLED features 10 lamps, 4" round LED display
- Designed to direct traffic around slow-moving or stopped vehicles
- Features 4 active flashing modes – left, right, center four lamps, or “all on”
- Includes 25' cable and rocker switch control box
- Also available with Incandescent lamps, Part #4WAB

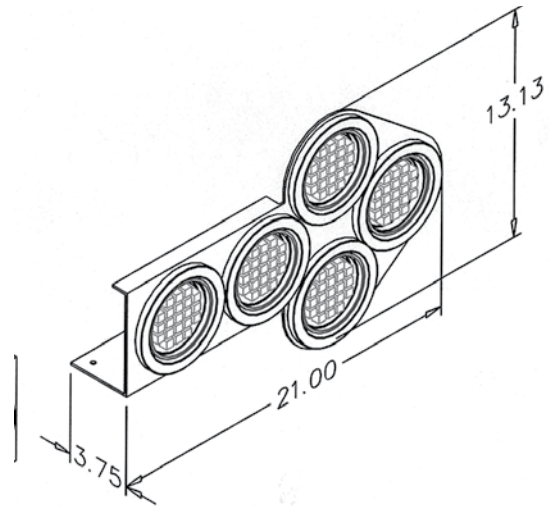


**4WABLED**  
(pictured on SL4WAB legs)



**4WAB**  
(Incandescent Lamp Version)

- The 4WABLEDS features two 5 LED lamp sections, with 10' of cable between the heads
- Features 3 active flashing modes – left, right, or “all on”
- Includes 25' cable and rocker switch control box. center rocker powers the unit
- Also available in Incandescent lamp style, Part # 4WABS



Part Number	Description	Mounting	Lamp Type	Lamp Part #
4WABLED	12V LED Arrow Board, 4 Mode	Permanent	LED	4WABLED-77A
4WABLEDS	12V LED Arrow Board, 2-Piece Split, 3 Mode	Permanent	LED	4WABLED-77A
4WABLEDM	12V LED Arrow Board, Magnet Mount	Magnetic	LED	4WABLED-77A
4WAB	12V Arrow Board, 4 Mode	Permanent	Incandescent	4WAB-77A
4WABS	12V Arrow Board, 2-Piece Split, 3 Mode	Permanent	Incandescent	4WAB-77A
4WAB-24A	24V Arrow Board, 4 Mode	Permanent	Incandescent	4WAB-24V77
4WABM	12V Arrow Board, 4 Mode, Magnet Mount	Magnetic	Incandescent	4WAB-77A

Also available in Clear, Red, Blue, or Green. Please specify LED color upon ordering.

# THE MICRO-BURST™ STROBE SERIES

## Versatile and economical strobe lights for a variety of Applications



- Sonic-welded construction, base to lens, sealed to protect against harsh environment
- 3-year warranty, INCLUDING STROBE TUBE, best in the industry for similar lights
- State-of-the-art circuitry, reinforced construction to protect against shock & vibration
- Magnet mount version includes 60-lb pull magnet & 15' straight cord & plug with built in ON/OFF switch with LED indicator
- Optional 1/2" pipe mount available
- Available in 12/80V DC, 12/48V DC, 120V AC, or 220V AC
- All versions except "CAV" units UL LISTED



**ST300P-C**



**Q350MX-A**

Visual & Audible  
Alarm Combos  
(See page 33)





**DFS350-B**



**Q350MX-C/RB**

Two-Color  
Lens Units  
Available



4.0"  
4.6"

Part Number	Voltage	AMPS	FPM	Joules	Cand/Sec	Bulb Part#	UL Listed
ST300-X	12/80	0.25	75 Single	2	125	N/A	YES
ST350-X	12/48	0.5	60 Single	2.5	250	N/A	YES
DFS350-X	12/48	0.75	65 Double	4.75	375	N/A	YES
Q350-X	12/48	0.8	65 Quad	5.25	500	N/A	YES
Q350MM-X	12/48	0.8	65 Quad	5.25	500	N/A	NO
CAV300-X	12/48	0.25	60 Single	2	125	N/A	NO
CAV350-X	12/48	0.8	65 Quad	5.25	500	N/A	NO
CAV350-ACX	120	0.2	60 Single	2	200	N/A	NO
ST350-ACX	120	0.2	60 Single	2	200	N/A	YES
ST350-AC2X	220	0.1	60 Single	2	200	N/A	YES
DFS350-ACX	120	0.2	60 Double	3	300	N/A	YES
DFS350-AC2X	220	0.1	60 Double	3	300	N/A	YES

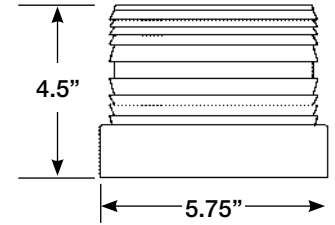
# THE 500/550 STROBE SERIES




**ST500-A**



**ST500M-A**



- Rubber base and Polycarbonate Fresnel Lens combine to create a very durable housing
- Encapsulated (potted) circuitry protects the circuit board components from dirt and moisture in any harsh environment
- Linear Strobe Bulb increases light output by focusing burst of light in the “hot” spot of the lens
- Available in Single (ST), Double (DFS), or Quad (Q) - Flash (Quad Flash in DC versions only)
- Magnet mount versions include a 90-lb pull magnet & 15’ coiled cord & plug w/built-in ON/OFF switch and LED indicator
- Optional 1/2” or 3/4” pipe mount available
- Available in 12/24V & 12/48V DC, 120V & 220V AC
- Two-Year Warranty, excluding the bulb



**ST500P-ACB**

**CAV1248-R**

**VISUAL & AUDIBLE  
ALARM COMBOS  
AVAILABLE  
(See page 33)**



**Pipe Mount Plates  
Available Separately  
(See page 34)**

Part Number	Voltage	AMPS	FPM	Joules	Cand/Sec	Bulb Part#	UL Listed
ST500-X	12/24	0.3	65 Single	2.75	250	L2-77	NO
ST550-X	12/48	0.5	65 Single	2.75	250	L2-77	NO
DFS550-X	12/48	0.75	60 Double	4.75	300	L2-77	NO
Q550-X	12/48	0.8	65 Quad	5.25	400	L2X-77	NO
ST560-X	12/24 AC/DC	0.3	65 Single	2.75	250	L2-77	NO
ST500-ACX	120	0.1	70 Single	2	150	L2-77	YES
ST500-AC2X	220	0.1	70 Single	2	150	L2-77	YES

Specify Mounting by inserting letter in Part Number Before the Hyphen (ie: ST500M-A Mag Mount/ST500P-ACB Pipe Mount)  
Substitute “X” with Desired Lens Color: Available in Amber, Clear, Red, Blue, Green, Violet.

# THE 565 & 585H STROBE SERIES/MAG MOUNT FEATURES



## THE 565 SERIES

- Specially Designed for High Vibration, High Moisture, Excessive Dirt & Dust
- Quick disconnect heavy-duty strobe bulb
- Bright Double-Flash Display
- High efficiency state-of-the-art encapsulated circuitry with long life RTV
- Polycarbonate Lens, Flexible Rubber Base
- For any situation that has left you dissatisfied with your current strobe light



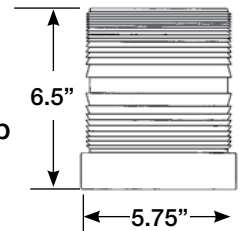
DFS565 Circuitry

Part Number	Voltage	AMPS	FPM	Joules	Cand/Sec	Bulb Part#	SAE Class
DFS565-X	12/24	2.1	75 Double	6.25	150	STU15AM-77	2



## THE 585H SERIES

- Over Twice the power and Five Times the light output of the 565 Series
- High-Power Anti-Shock "Suspended" Xenon Strobe Bulb
- SAE Class 2 light output
- Low current draw, only 1.8A
- Encapsulated circuitry with long life polyurethane
- Polycarbonate Lens, Flexible Rubber Base
- Magnet Mount Available



DFS585H Circuitry

Part Number	Voltage	AMPS	FPM	Joules	Cand/Sec	Bulb Part#	SAE Class
DFS585H-X	12/24	1.6	60 Double	15.5	900	585-77	2

## SPECIAL MAGNET MOUNT FEATURES

ALL North American Signal Company Magnet Mount Lights feature a 15' coiled or straight cord with a fused heavy-duty cigarette lighter plug with built-in on/off switch and LED indicator. For straight cord, add "X" to the Part Number (ie: Q350MX-A)

All Magnets include a cover that combines a durable Mylar layer with a layer of soft polyester to protect the vehicle from direct magnet contact.



C&P2B  
For user  
selectable pattern  
LED products



# THE 400 & 625 STROBE SERIES



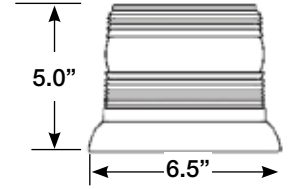
Q435-A



Q465MX-A

## 400 STROBE SERIES

- 12/24V DC or 120V AC Versions available
- Economy (Q435-A) or High Power (Q465-A)
- Universal Flange Base Mount, Powder Painted
- New, Improved Lens Design for Greater Light Output
- Built in 3/4" NPT Female Pipe Fixture in Base
- Available in Magnet Mount, with Straight Cord and Plug
- Replacement Strobe Bulb: #L3-77



Part Number	Voltage	AMPS	FPM	Joules	Cand/Sec	SAE
Q435-X	12/48	.08	70 QF	5.5	525	2
Q465-X	12/24	3	75 QF	11	1000	2
DFS465-ACX	120AC	0.25	60 DF	8.5	625	N/A

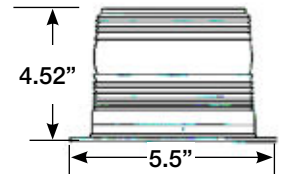
## LONG LIFE SCHOOL BUS STROBE LIGHT – High Power Double Flash – Clear



DFS625FSB-C

- PART #DFS625FSB-C
- 14 Joule, Meets National Standard
- 12/24V, 70 DF/Minute
- Draws only 2.8A@12.8V
- Maximum Visibility, Clear Lens
- 500 Candela/Sec. SAE Class 2
- Replacement Bulb #L3-77

*LED VERSION AVAILABLE,  
ASK ABOUT OUR NEW  
PART # LED625FSB-C*

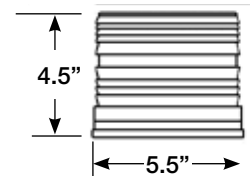


## 625 STROBE SERIES – Construction Grade High-Impact Strobe



Q625-A

- Construction-Grade Tough, All-Purpose, High-Impact Strobe
- Available in 12/24V DC, 120V AC, or 220V AC
- Standard 4" or TALL 6" (Q625H-A)
- Lens Available for Increased Light Output
- Popular Flange Base Style Available Q625F-A or Q625HF-A (6" Lens)
- Magnet Mount Version Includes 75-lb Pull Magnet & 15' Coiled Cord & Plug w/built-in ON/OFF Switch with LED Indicator
- Optional 1/2" or 3/4" Pipe Mount Available
- Replacement Strobe Bulb: #L3-77



Q625HMX-A

Part Number	Voltage	AMPS	FPM	Joules	Cand/Sec	Bulb Part#	SAE
DFS625-X	12/24	.09	75 Double	10	500	L3-77	2
DFS625H-X	12/24	.09	75 Double	10	800	L3-77	2
DFS625-ACX	120	.02	75 Double	6.25	400	L3-77	N/A
DFS625H-ACX	120	.02	75 Double	6.25	650	L3-77	N/A
DFS625-AC2X	220	.01	75 Double	6.25	400	L3-77	N/A
Q625-X	12/24	3	75 Quad	11	825	L3-77	2
Q625H-X	12/24	3	75 Quad	11	1200	L3-77	2
Q625+SL-X	12/24	3.25	150 Alt. Quad	11	825/Head	L3-77	2
MMQ625-X	12/24	3	75 Quad	11	825	L3-77	2

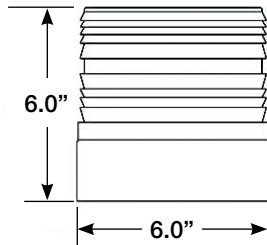
# THE 700 & 800 SERIES STROBES

## THE 700 & 750 SERIES

- Choose Single (ST), Double (DFS), or Quad (Q) -Flash
- Black Powder Painted Aluminum Base Standard, Optional Flange-Style Available
- Available with 6" Tall lens for greater light output
- Q700-A and Q700SP-A Meet SAE Class 1



DFS750SP-B



Q700-A



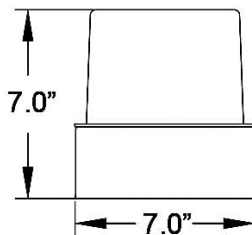
DFS750HSP-A

**700 Lights Feature a Rugged Helix Strobe Bulb with Excellent Vibration Resistance**  
**750 Lights Feature a Linear Bulb for Superior Light Output to Front and Rear**

Part Number	Voltage	AMPS	FPM	Joules	Cand/Sec	Bulb Part#	SAE Class
ST700-ACX	120	0.25	80 Single	5.5	500	ST-77	NO
DFS700-X	12/24	1.8	75 Double	15.75	600	ST-77	2
Q700-X	12/24	3.8	75 Quad	17	750	ST-77	1
DFS750-X	12/24	1.8	75 Double	15.75	1200	L3-77	2
DFS750H-X	12/24	1.8	75 Double	15.75	2000	L3-77	2
Q750-X	12/24	3.8	75 Quad	17	800	L7-77	2
Q750H-X	12/24	3.8	75 Quad	17	950	L7-77	2

## THE 850 SERIES

- Features Dust Cover Design for improved weather resistant operation
- Available in 7" (DFS850/DFS850SP) or 8.5" (DFS850H/DFS850HSP)
- The "SP" in the part # indicates an anodized aluminum base instead of a powder painted black base.



DFS850-A



DFS850HSP-A



DFS850SP-A

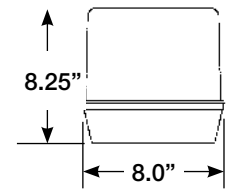
Part Number	Voltage	AMPS	FPM	Joules	Cand/Sec	Bulb Part#	SAE Class
DFS850-X	12/24	1.8	75 Double	15.75	1200	L3-77	2
DFS850H-X	12/24	1.8	75 Double	15.75	2000	L3-77	2

Choose Amber, Clear, Red, Blue, or Green Lens by substituting "X" in Part Number with color: ie - BAR300-R (Red Lens)

# THE 900, 1250, & 2000 SERIES STROBES

## THE 900 SERIES

- Large Economical Units designed for Highway Use
- Features a Smooth Outer Dome, Inner Fresnel Lens, Stainless Steel Clamp Ring, and ABS Plastic Base
- Available in Single (ST), Double (DFS), and Quad (Q) Flash Displays

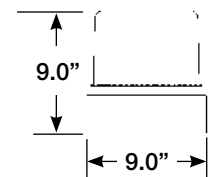


**DFS900-A**

Part Number	Voltage	AMPS	FPM	Joules	Cand/Sec	Bulb Part#	SAE
ST900-X	12/24	1.5	80 Single	9	275	ST-77	2
ST900-ACX	120	0.2	80 Single	5.5	150	ST-77	NO
ST900-AC2X	220	0.1	80 Single	5.5	150	ST-77	NO
DFS900-X	12/24	1.5	75 Double	15.25	750	ST-77	2
DFS900-ACX	120	1	60 Double	18	900	ST-77	NO
DFS900-AC2X	220	0.3	60 Double	18	900	ST-77	NO
Q950-X	12/24	3.8	75 Quad	17	1200	L7-77	2

## THE 1250 SERIES

- Deluxe Multi-Voltage Lights ideal for Heavy-Duty Equipment
- Features a Stainless Steel Base, Fresnel Lens, and Smooth Outer Dome
- Available in Single or Double flash patterns

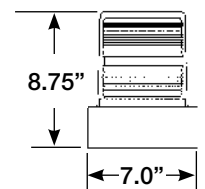


**DFS1250-R**

Part Number	Voltage	AMPS	FPM	Joules	Cand/Sec	Bulb Part#	UL	SAE
ST1250-X	12/24	1.5	75 Single	17.25	600	ST-77	NO	2
ST1250-ACX	120	0.2	60 Single	13.25	375	ST-77	YES	NO
ST1250-AC2X	220	0.3	60 Single	13.25	375	ST-77	NO	NO
DFS1250-X	12/24	1.5	75 Double	21.5	1200	ST-77	YES	2
DFS1250-ACX	120	1	60 Double	18	900	ST-77	YES	NO
DFS1250-AC2X	220	0.3	60 Double	18	900	ST-77	NO	NO

## THE 2000 SERIES

- The Most Powerful Strobe Lights offered by North American Signal Company
- High-Profile and High-Performance
- Excellent for Advance Warning and Increased Visibility in bad weather
- Features a Black Powder-Painted Aluminum Base, 6" Fresnel Lens and Dust Cover



**Q2500-A**

Part Number	Voltage	AMPS	FPM	Joules	Cand/Sec	Bulb Part#	SAE
DFS2000-X	12/24	3	75 Double	18	1500	ST-77	2
Q2500-X	12/24	3.5	80 Quad	25	2500	L7-77	2
Q2500+SL-X	12/24	4.25	160 Quad	25	2500	L7-77	2



### Q2500+SL-A

Two head Master-Slave kit available with 10' of cable connecting the two heads.



# HAZARDOUS LOCATION & M1 SERIES

## CLASS 1 DIVISION 2 HAZARDOUS LOCATION STROBE

### XEMIP SERIES

- Voltage Specific Single Flash Strobe
- 1" Pipe Mount Receptacle Standard, 3/4" Pipe Mount Available on Request
- Features Fresnel Lens and Black Powder-Painted Aluminum Housing

Part Number	Voltage	AMPS	FPM	Joules	Cand/Sec	Bulb Part#
XEMIP-X	12	0.7	60 Single	9	300	STC-77
XEMIP-24X	24	0.35	60 Single	9	300	STC-77
XEMIP-36X	36	0.28	60 Single	9	300	STC-77
XEMIP-48X	48	0.14	60 Single	9	300	STC-77
XEMIP-ACX	120	0.25	60 Single	9	200	STC-77
XEMIP-AC2X	220	0.12	60 Single	9	200	STC-77



Part Number	Voltage	AMPS	FPM	Light Source	Warranty
XELED-X	12/24	1.2	60 Single	LED	5 Years
XELED-ACX	120	0.2	60 Single	LED	5 Years

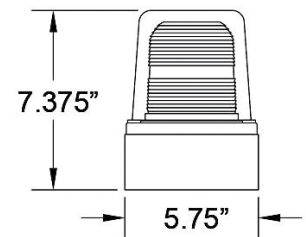
**ALL NEW LED VERSION**  
Bright, Energy Efficient, 60 Single Flashes/minute. 1" Pipe Mount Standard

### THE M1 SERIES

- Features a stainless steel base and band with fresnel lens
- Available with optional dust cover for easy care and extra protection from pollution, salt, and UV damage

Part Number	Voltage	AMPS	FPM	Joules	Cand/Sec	Bulb Part#	SAE Class
DFSM1-X	12/24	1.5	75 Double	12	375	ST-77	2
QM1-X	12/24	3.8	75 Quad	17	750	ST-77	2
QM1C-X	12/24	3.8	75 Quad	17	750	ST-77	2
STM1-X	12/24	1.5	75 Single	9	200	ST-77	2
STM1-ACX	120	0.2	70 Single	5.5	125	ST-77	N/A

Substitute "X" with desired lens color. Available in Amber, Clear, Red, Blue, Green



### SPECIAL APPLICATION

A popular choice for the US Border Patrol, the flash rate can be reduced on the STM1 series to as little as 4 flashes/minute. The slow flash rate acts as a visual deterrent when installed at the fence line or in secure areas and saves energy at the battery source.



# BATTERY POWERED PORTABLE WARNING LIGHTS


## BATTERY BOX MODELS



500D-R

- Features a Painted Metal Battery box with Hinged Lid
- Rechargeable battery “BC”, Disposable 6V batteries “D”

BCT500-A



BCC900-B



BCDFS1225M-A

## HIGH POWERED BATTERY STROBE

- High-Power Double-Flash Strobe light with built-in ON/OFF Switch in Housing
- Includes 120V to 12V Wall Plug Charger
- 3-90lb Pull Magnets in Base

## TOWING STROBE LIGHT

- Self Contained Strobe Light in Compact Housing
- Designed for the short-term towing industry
- Includes 12V to 12V solid-state charger for use with Cigarette Lighter Receptacle
- 90lb Pull Magnet



TSL1-A

TSL1-A on a LB1

## BARRICADE STROBE & LED LIGHTS

- Combines Plastic Barricade Light Housing with MICRO-BURST™ Series Strobe or LED Light
- Optional Photocell Available on Request



BAR300-A

Part Number	Description	Battery	Estimated Life
BC500-X	60 Single FPM, ST500 Model Strobe Mounted Directly to Battery Box	12V, 9 amp hour	18 hrs/charge
500D-X	60 Single FPM, ST500 Model Strobe Mounted Directly to Battery Box	2-6V disposable	24 hours
BCT500-X	60 Single FPM, ST500 Model Strobe Mounted on Tripod	12V, 9 amp hour	18 hrs/charge
T500D-X	60 Single FPM, ST500 Model Strobe Mounted on Tripod	2-6V disposable	24 hours
BCC900-X	80 Single FPM, ST900 Model Strobe Mounted to Baseplate with Casters	12V, 9 amp hour	4-5 hrs/charge
TSL1-X	60 Single FPM, Mag Mt. Towing Strobe Light with Battery & Charger	12V, 9 amp hour	2-3 hrs/charge
BCDFS1225M-X	72 Double FPM, HIGH POWER Mag Mt. Battery Strobe Light	12V, 9 amp hour	8 hrs/charge
BAR300-X	75 Single FPM, ST300 Model Strobe Barricade Light with 4/5" Hex Bolt	2-6V disposable	24 hours
BAR300M-X	75 Single FPM, ST300 Model Strobe Barricade Light with 150lb Magnet	2-6V disposable	24 hours
BARQ350-X	65 Quad FPM,, Q350 Model Strobe Barricade Light	2-6V disposable	24 hours
BARLEDFL-X	60 Single FPM, 360° LED Flashing Barricade Light	2-6V disposable	24 hours
BARLEDNF-X	Steady Burning LED Barricade Light	2-6V disposable	24 hours

Choose Amber, Clear, Red, Blue, or Green Lens by substituting “X” in Part Number with color: ie - BAR300-R (Red Lens)



**12V LED  
Flashing Lamp**



- 18 individual high impact LEDs
- 360° coverage, 3 LED cluster flashes straight up for vertical visibility



Optional  
Reflective  
"X" Flag

UV Resistant  
Red Mesh Flag  
Permanently  
affixed to rod



**FLEXIBLE "SAFETY YELLOW" RODS:**

- 1 Piece 8' Rod
- 1 Piece 10' Rod
- 2 Piece 10' Rod (8' + 2' extension)
- 1 Piece 12' Rod
- 2 Piece 12' Rod (8' + 4' extension)

All rods include American Whip Flag installed, base and top electrical fixture standard



**HEAVY DUTY PLATED SPRING**

- Plated for corrosion resistance
- Hardware included for rod and electrical attachment

**ROD HARDWARE INCLUDES:**

- Lamp fixture at top of rod to accommodate LED Lamps pictured above or standard bayonet base Incandescent lamp.
- Base fixture includes threaded bolt, washer, and nut

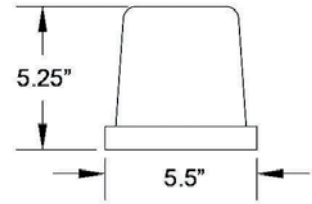
Now Available in ALL WHITE poles – to order, add "W" to the end of the part #. For example, RL-8W will include an 8' White pole substituted for the Yellow Safety Pole. All sizes and varieties are available in WHITE. Please call NASIG @877-2466274.

Part Number	Description
RL-4	One piece 4' Pole w/ "American Whip" Flag
RL-8	One piece 8' Pole w/ "American Whip" Flag
RL-10	10' Pole w/ "American Whip" Flag
RL-12	12' Pole w/ "American Whip" Flag
RL-2EXT	2' Pole - Extension w/"American Whip" Flag
RL-4EXT	4' Pole - Extension w/ "American Whip" Flag
RL-X	Warning Light Dome & Base - Replace X w/ color
RLLED-77X	LED Bulb - Bayonet Base - Replace X w/ color Available Bulb Colors - Amber, Red, Blue, Green, White
NAS-S1	Heavy Duty Spring
RL-FLAG	"American Whip" Flag Only
RL-FLAG-X	"X" Flag Only
RL4E-X	4' Pole w/ "X" Flag Only - No Wiring or Top Fixture
RL8E-X	8' Pole w/ "X" Flag - No Wiring or Top Fixture

# REVOLVING LIGHTS

## TR SERIES

- TR1-X, 50W incandescent bulb, 60 lb. pull magnet, straight cord & plug
- TR2-X, 50W incandescent bulb, 2 bolt permanent mount
- TR3-X, 55W halogen bulb, 2 bolt permanent mount
- TR4-X, 55W halogen bulb, 90 lb. pull magnet, coiled cord & plug



Part Number	Voltage	AMPS	FPM	Candlepower	Bulb Part #
TR1-X	12	3	135	6600	BB-77
TR2-X	12	3	135	6600	BB-77
TR2-24X	24	1.1	135	6600	BB-24V77
TR2-ACX	120	0.2	100	6600	BB-AC77
TR+ALARM+X	12	3	135	6600	BB-77
TR3-X	12	4.5	135	65000	HA-77
TR3-24X	24	2.8	135	65000	HA-24V77
TR3MM-X	12	4.5	135	65000	HA-77
TR4-X	12	4.5	135	65000	HA-77

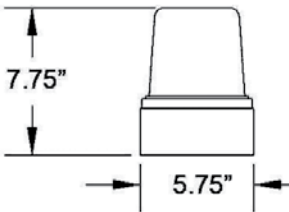


TR4-A

## BBP SERIES



BBP-A

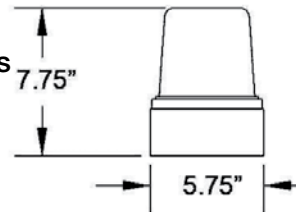


- Low-cost rotating lights designed for medium or light duty applications
- Stainless steel housing with basket assembly w/ three bullseye lenses revolving around a fixed-position 50 CP bulb
- Pipe-Mount version available – Insert “P” before hyphen in Part Number (BBPP-X)
- Flash Rate of 110 FPM

Part Number	Voltage	AMPS	FPM	Candlepower	Bulb Part #
BBP-X	12	3	110	3600	BB-77
BBP-24X	24	1.2	110	3600	BB-24V77
BBP-36X	36	0.9	110	3600	BB-36V77
BBP-48X	48	0.9	110	3600	BB-48V77
BBP-ACX	120	0.2	110	3600	BB-AC77

## ALL NEW BBPLED SERIES

- Drop in LED lamp for 12, 24 36, and 48V DC versions
- Also available in 120V AC
- Stationary LED bulb with revolving Bull-Eyes.  
Flash rate of 110 FPM.



BBPLED-ACR

Part Number	Voltage	Watts	FPM	Lumens	Bulb #
BBPLED-A	12	3.2	110	300	BBLED-77
BBPLED-24A	24	3.2	110	300	BBLED-77
BBPLED-36A	36	3.2	110	300	BBLED-77
BBPLED-48A	48	3.2	110	300	BBLED-77
BBPLED-ACA	120 AC	3.2	110	300	BBPLED-AC77



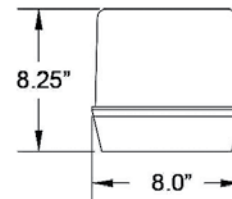
BBLED-77  
BBPLED-AC77

# ACTION LITE™ REVOLVING LIGHTS



**112HR-A**

- Powerful 110,000 CP Halogen Light
- Revolving Speed 135 RPM
- Features Nylon Gears, Durable Motor, and Stainless Clamp Ring

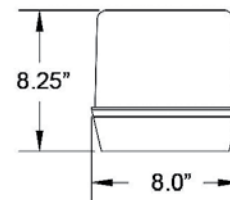


Part Number	Voltage	AMPS	FPM	Candle Power	Bulb Part #
112HR-X	12	4.5	135	110000	HA-77
112HR-24X	24	2.25	135	110000	HA-77
112HR-ACX	120	0.2	135	110000	HA-77



**212-A**

- Powerful w/ 2 Par 36 Sealed Beams
- Features an ABS plastic base, acrylic dome, and Stainless Steel Clamp Ring
- Produces 90 FPM

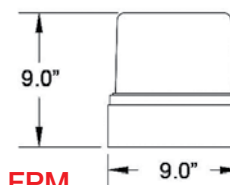


Part Number	Voltage	AMPS	FPM	Candle Power	Bulb Part #	UL Listed
212-X	12	4.5	90	105000	250-77 (indicate 12V)	NO
212-24X	24	3.4	90	105000	250-24V77	NO
212-ACX	120	0.5	90	105000	250-77 (indicate 12V)	YES



**250-A**

- Heavy-Duty Rotating Light w/ 9" diameter Polished & Buffed Stainless Steel Base
- 35,000 CP per each Par 36 sealed beam bulb, 90 FPM
- 36V and 48V available by special order
- **300 Model includes 3 Par 36 sealed-beams rotating at 135 FPM**

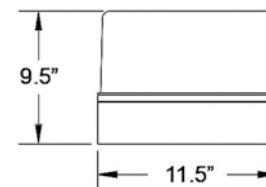


Part Number	Voltage	AMPS	FPM	Candle Power	Bulb Part #	UL Listed
250-X	12	4.5	90	105000	250-77	NO
250-24X	24	3.4	90	105000	250-24V77	NO
250-ACX	120	0.5	90	105000	250-77	YES
300-X	12	6.5	135	157500	250-77	NO



**400X-A**

- Rugged, Oversized Dome w/ 11-1/2" diameter anodized aluminum base
- Four Par 36 sealed beams (35,000 CP each) at 120 FPM



Part Number	Voltage	AMPS	FPM	Candle Power	Bulb Part #
400X-A	12	8.5	120	140000	250-77

# LED WORK LIGHTS

PART #: WLED-5S

**BEST  
SELLER**   
Versatile &  
Economical



1100 Lumens

- 12/24V, 1.2A@12.8V
- Includes Five 3W LEDs, 1100 Lumens
- Combination Flood / Spot
- Flood Viewing Angle – 60°
- Center Spot Viewing Angle –15°
- Sealed Water tight lens IP:67
- Single Bolt or Vertical Surface Mount
- Diecast Aluminum Housing, SS Bracket
- Thermal Resistant, -30°C – +50°C
- Includes a 15 inch Harness
- 2 Year Warranty



PART #: WLED-25

- 12/24V, 1.6@12.8V
- Produces 2000 Lumens
- Sealed Water tight lens, IP 68
- Diecast Aluminum Housing
- Thermal Resistant, -30°C – +50°C
- Includes 15 inch Harness
- 60° Viewing Angle
- 2 Year Warranty

**BEST  
SELLER**   
Bright &  
Durable



2000 Lumens



PART #: WLED-2X5B

- 12/48V Advance Visual Warning Device
- Shines down onto the floor
- Not a backup alarm
- Two 5 Watt Blue LEDs
- Spot Beam, 350 Lumens
- For pedestrian and vehicle warning, forward or rear



PART #: WLED-4MF

- Rechargeable Battery Powered
- Portable with magnet base and carrying handle
- Includes USB Charger and vehicle cigarette plug adapter
- Usage time - depends on mode
  - High Power (800 lumens) 3 hours
  - Low Power (400 lumens) 5 hours
  - High Power Flash - 3 hours



# HIGH POWER LED WORK LIGHTS



## PART # WLED-12X3P

- Includes 12 Three Watt LEDs in a Linear Package
- Diecast Aluminum Body, Acrylic Resin Lens
- 12/24 DC, 1.2A@12.8V
- 2,880 Lumens, Color Temp 6000K
- 20° Beam Angle, Vertical Adjustment Optional
- 8" W x 4.5" H x 4" D

---

## PART #: WLED-12X5FHD



- Operating Voltage: 12/48V DC
- Includes twelve 5W LEDs
- Flood beam supports broad coverage for night time work
- 4200 Lumen output
- Operates @ -40C – +80C
- IP Rating; IP67
- 5.5" x 4.5" x 3.1" deep
- Total height w/ bracket: 6 inches
- Ideal for heavy duty equipment

## PART #: WLED-8X3F



- Operating Voltage 12/24V DC
- Includes eight 3W LEDs
- 1800 Lumen output
- 5.75" x 3.5" x 2.4" deep
- Operates @ -40C – +80C
- IP Rating: IP 67
- Flood Beam for large viewing area

---

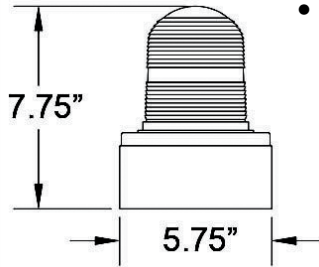
## PART #: WLED-20X5F

- Operating Voltage: 12/48V DC
- Includes twenty 5W LEDs
- Superior Lensing designed to combine both Spot/ Flood light patterns
- 8000 Lumen output
- Operates @ -40C – +80C
- IP Rating; IP67
- 12" wide x 5" tall x 4" deep
- Total height w/ bracket: 6"
- Ideal for heavy duty equipment



# LED FLASHING & STEADY BURNING LIGHTS

## MIPILED FLASHING LIGHTS



- LED Lamp Improves Brightness and Lowers Amp Draw
- Cool White LEDs Designed for Colored Lenses
- Heavy Duty Stainless Steel Base and Clamp Ring
- Solid State Flasher with LED light source

**MIPILED-A**



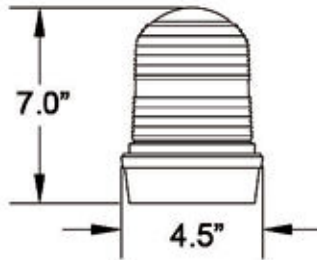
**BBLED-77**

**MIPILED-AC77**

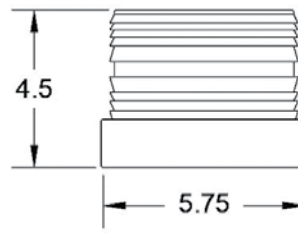
Part Number	Voltage	Watts	FPM	LUMENS	Bulb Part#
MIPILED-X	12/48	3.2	70	300	BBLED-77
MIPILED-ACX	120V AC	3.2	70	300	MIPILED-AC77
NFMIPILED-X	12/48	3.2	NA	300	BBLED-77
NFMIPILED-ACX	120V AC	3.2	NA	300	MIPILED-AC77

Incandescent MIP Lamps are still available. LED bulbs can be used as replacement bulbs in older versions.

## EFLED SERIES FLASHING & STEADY BURNING LIGHTS



- NEW 12/48V DC LED Version available
- Polycarbonate base and stainless steel clamp ring on EFLED1 version
- Rubber base, low profile on EFLED5
- Both versions available in non-flashing



**EFLED1-G**

**EFLED5-A  
NFLED500-A**

Part Number	Voltage	Watts	FPM	LUMENS	Bulb Part#
EFLED1-X	12/48*	3.2	70	300	BBLED-77
EFLED1-ACX	120V AC	3.2	70	300	BBPLED-AC77
NFEFLED1-X	12/48*	3.2	NA	300	BBLED-77
NFLED1-ACX	120V AC	3.2	NA	300	BBPLED-AC77

Part Number	Voltage	Watts	FPM	LUMENS	Bulb Part#
EFLED5-X	12/48*	3.2	70	300	BBLED-77
EFLED5-ACX	120V AC	3.2	70	300	BBPLED-AC77
NFLED5-X	12/48*	3.2	NA	300	BBLED-77
NFLED5-ACX	120V AC	3.2	NA°	300	BBPLED-AC77

\*Replacement LED bulbs will work in older MIP and EFL lamps. The incandescent versions of these two lights are still available, please contact North American Signal Company @877-246-6274 or sales@nasig.com with questions.



# BULB REFERENCE PAGE

## STROBE BULBS



**L2-77 - 2.75"**  
Series 500, ST550, DFSS550



**L2X-77 - 2.75"**  
Series Q550, Q435



**L3-77 - 3.00"**  
Series 625, DFS750, DFS850  
MB625, MD625, MF625



**STRAPIF-77**  
CLK Kits, DFS585H



**STSB36-77**  
HSSB-X, HSSBR-X Strobe Heads



**L7-77 - 3.90"**  
Series Q750, Q950, Q1250, Q2500



**STU15AM-77**  
Series DFS565



**ST-77**  
Series 700, 900,  
M1, 1250



**STBB-77**  
Series H125, H2500  
Strobe Heads

## HALOGEN AND INCANDESCENT LAMPS



**FL-77**  
Series FLSS, EFLS  
NF500



**BB-77, TR-77, MIP-77**  
Series BBP, TR1/2, MIP



**BB-AC77, EFLI-AC77**  
Series BBP-AC,  
EFL1-AC, EFL5-AC



**FL-48V77**  
Series FLSS-48



**MI-AC77**  
MIP-ACX



**HA-77 (Halogen)**  
Series TR3, TR4, 112-X, MBTR, MDTR, MFTR



**250-77**  
Series 212, 250, WL1

# BACK UP AND AUDIO VISUAL ALARMS, FORK LIFT LIGHT

## BACKUP ALARMS



**BA1A**



**BA1**



**BA3**



**BA-BBS97**

All back up alarms meet SAE J994 standards. 87 dB thru 112 dB available with various mounting styles. Self adjusting alarms in multi-voltage adjust to 10 dB Above the ambient noise levels. All NEW BA-BBS97 features a multi frequency "White Sound" back up alarm, automatically adjusts to 5 to 10 dB above ambient noise levels.

Part Number	Voltage	Decibels	Description
BA1A	12/24	97	Round Alarm w/ Ground Strap
BA1	12/24	97	Square Alarm w/ Ground Strap
BA2A	12/24	87-112	Self Adjusting Alarm
BA3	12/24	107	High Output Alarm
BA3A	12/24	112	High Output Alarm
BA4HD	12/24	102	Heavy-Duty Alarm, 10 Year Warranty
BA4DT	12/24	102	Dual Tone Alarm
BA4R	12/24	102	Round Alarm, Stud Mount
BA5A	12/24	87	Medium Output Alarm
BA-BBS97	12/24	77-97	White Sound Alarm



**LED231-A**

## FORKLIFT LIGHT – LED Version Now Available –

The New LED231-A replaces the strobe version and features a very effective "double flash" pattern. It is designed for use on lift trucks and electric vehicles. The mounting is with a 2 hole flange, 3-3/8" on center. The LED231-A comes with a 3 year warranty. The ST231-A replacement bulb is still available, # 231-77.

Part Number	Voltage	Height	Diameter	Amp Draw	Flash/Min
LED231-A	12/80	5.25"	3.875"	.2 @ 12V	80 DF



**CAV1248-R**



**CAV300-A**

## COMBINATION AUDIO/VISUAL ALARMS

Part Number	Voltage	Decibels	Description
CAV300-X	12/48	87	Combination ST300-X Strobe & Alarm
CAV350-X	12/48	87	Combination Q350-X Strobe & Alarm
CAV300-ACX	120V AC	87	Combination ST300-ACX Strobe & Alarm
CAVLEDFL350-X	12/48	87	Combination LEDFL350-X LED & Alarm
CAV1248-X	12/48	87	Combination ST550-X Strobe & Alarm
CAV120-X	120V AC	87	Combination ST500-ACX Strobe & Alarm

These lights combine strobe or LED lights with an 87 dB piezo alarm. Each unit comes with 3 bolts and rubber spacers for mounting. The CAV300-A and CAV350-A feature a sonic welded housing and potted piezo. The CAV1248-A and CAV120-A include a powder painted aluminum flange base.

# MOUNTING BRACKET, BRANCH GUARDS, PIPE PLATES & WELD BOXES

## MIRROR MOUNT BRACKETS - 2 Separate Styles

### MB-MIR-BKT-2



**MB-MIR-BKT-2**  
with light installed

- “L” Bracket for two-hole mount warning light
- Pre-drilled for 2 bolt mount, 4” on center
- Includes 2 ea. U bolts, for 3/4”, 1-1/4”, and 1-1/2” pipe
- 7” mounting plate installed upon request

### MB-MIR-BKT



- Pre-drilled for Micro-burst™ mount
- Extra hole for wire exit
- Includes two - 3/4” pipe clamps
- Special “KIT” # LITP-100 includes:
  - 2 units: # MB-MIR-BKT
  - 2 units: # Q350-A strobe light
  - 2 units: # 350-99 shield

## BRANCH GUARDS, LEVELING BRACKETS, PIPE MOUNT PLATES & CEILING BRACKET

Model	Description
BG1	Branch guard, up to 6” diameter, steel
BG2	Branch guard, up to 9” diameter, steel
BG3	Branch guard, Micro-burst™, stainless steel
BG4	Branch guard, for 625 strobes, stainless steel
LB1	Leveling bracket, up to 6” diameter
LB2	Leveling bracket, up to 9” diameter
LB4	Leveling Bracket, up to 18” width, ideal for NASIG low profile Mini bars!
LB5	Leveling bracket, up to 23” width, ideal for NASIG 23” MBX24-C/A
CM1	Ceiling Mount Bracket
PM1	1/4” X 5-3/4” round aluminum plate, 1/2” thread
PM1A	1/4” X 5-3/4” round aluminum plate, 3/4” thread
PM2	1/4” X 7” round aluminum plate, 3/4” thread
PM3	3/4” pipe flange attached to a 9-3/8” SS circular plate
PM3A	1” pipe flange attached to a 9-3/8” SS circular plate
PM4	3/4” pipe flange attached to a 12” SS circular plate
PM5	1/4” x 3-3/8” round aluminum plate, 1/2” thread



**BG2**




**CM1**



**LB4 with # MMBSLEDFL-C/A Installed**



**BG4**



## STEEL WELD BOXES

Part #	Description	Dimensions
WBE-10	Rectangular Weld Box for Oval Head	8.25”H x 4”D x 3.75” W
WBE-10D	Rectangular Weld Box for 2-Opposite Facing Oval Heads	8.25”H x 4”D x 3.75” W
WBE-20	Rectangular Weld Box for 2 Oval Heads	16.5”H x 4”D x 3.75” W
WBE-30	Rectangular Weld Box for 3 Oval Heads	24.5”H x 4”D x 3.75” W
WBE-1R	Rectangular Weld Box for 4” Round Head	6”H x 4”D x 6” W
WBE-1RD	Rectangular Weld Box for 2-Opposite Facing 4” Round Heads	6”H x 4”D x 6” W



# “AB” ALUMINUM VEHICLE MOUNTING BARS

## ALUMINUM VEHICLE MOUNTING BARS

For all vehicles to add height to your warning light package, extend outside the body of the vehicle, or combine different groups of lights for a high impact warning light package. Great for additional work lights, spotlights, or snowplow lighting.

- 1.5” x 1.5” Square Tubing
- Pillow Block Attaching, End Caps Included
- Lengths Available from 36” to 144”
- Standard AB Bars Include 2 Round Plates
- Rectangular Plates Available for Minibar Mount



Every “GL” bar includes two GL clamp assemblies part # CL-ASSY2. This clamp slides under the rubber weatherstripping of the door for manual attachment. May be bent to fit.

Available in “gutter mount” AB2 style, & “door jam” AB2GL style for attaching methods



**AB2GL**

SLGL legs support the crossbar. Bar attaches using CL-ASSY2 Gutter-less clamps into the door jam, pictured above.




**AB2**

60” cross bar with gutter mount hardware. 5” height on legs.

### Specifications:

- 3” x 1.5” rectangular Aluminum Tube
- Gutter or Gutter-less mounting available
- Two round plates standard
- Rectangular plates available for minibar mount



**AB3**

3” wide aluminum tube offers additional support for auxiliary lighting or direct to bar mount options.

**AB3GL**

Same as above but with gutterless mounting legs with #2 clamps

## XL ALUMINUM CROSS BARS HYBRID STYLE

### Specifications:

- Either 5” or 11” legs support the weight of the bar
- Direct to roof mount or GL clamp/long bolt for mounting
- Designed to rise above Horn or other roof equipment
- Indicate by adding XL to the part #



**AB2XL**

5” legs, direct to roof hardware

**CALL NASIG  
with Questions  
877-246-6274**

**AB2XLSP**

11” legs  
12” threaded rod  
#2 GL Clamp



# MOUNTING OPTIONS FOR ALUMINUM PICKUP TRUCKS

## Vehicle Platforms for Ford F-150 and Ford Superduty Trucks DESIGNED AND BUILT TO INSTALL USING THE 3RD BRAKE LIGHT



**ALL NEW  
Heavy Duty Version  
50%  
Thicker  
Aluminum**



Unique reinforcing anchor permanently secures the vehicle platform to the body



PART #VPEHD-F150  
19" x 8"

3RD BRAKE LIGHT  
NOT INCLUDED!



- Designed to work with Ford F-150, Model Years 2015 - 2017 and 2017 Superduty
- Drill free installation, using a clamp and gasket system to hold in position
- Lightweight, reduced wind resistance, UV protected black powder paint finish
- All lighting products sold separately, holes predrilled for most models
- Part #VP-MAGPLATE & VPE-MAGPLATE are metal add-on plates for magnet mount lights

*• If your Ford Pickup has a Panoramic Moon Roof or a Camera installed in the 3rd brake light please contact NASIG prior to purchasing a platform.*

## Vehicle Platforms for Chevy Silverado and GMC Sierra DESIGNED AND BUILT TO INSTALL USING THE 3RD BRAKE LIGHT



**ALL NEW  
Heavy Duty Version  
50%  
Thicker  
Aluminum**



Proper installation requires two holes to be drilled into the inner framework of the 3rd brake light



PART #VPEHD-CHGM  
19" x 8"

3RD BRAKE LIGHT  
NOT INCLUDED!



- Designed for 2014 and newer models
- Same lightweight design, reduced wind resistance, UV protected black powder paint
- Two sizes to fit all needs, lights sold separately, VP-MAGPLATES AVAILABLE
- Drilling 2 holes required inside the 3rd Brake Light Cavity

*• 2020 Chevy Silverados and GMC Sierras may have an antenna installed in a position on the roof that will not allow the VPEHD-CHGM to work, double check before ordering!*

# PRODUCT INDEX

Part Number "X"= color	Ship Wt lbs. (est.)	Catalog Page	Lens Dome (external)	Circuit / Motor	Part Number "X"= color	Ship Wt lbs. (est.)	Catalog Page	Lens Dome (external)	Circuit / Motor
112HR-ACX	6	28	250-33X	112-AC22	DFS465-ACX	3	21	625PL-33X	D465-22
112HR-X	5	28	250-33X	112-22	DFS550-X	2	19	625PL-33X	550-22
212-X	6	28	250-33X	212-AC22	DFS565-X	2	20	625PL-33X	565-22
250-ACX	9	28	250-33X	250-AC22	DFS585H-X	2	20	625PL-33X	565-22
250-X	8	28	250-33X	250-22	DFS625-ACX	2	21	625PL-33X	D625-AC22
400X-X	10	28	400XL-33X	400X-22	DFS625FSB-C	2	21	625PL-33C	D625SB-22
4WAB/4WABLED	18	17			DFS625H-ACX	2	21	500H-33X	D625-AC22
500D-X	8	25	625PL-33X	400-22	DFS625H-X	2	21	500H-33X	D625-22
BA1	1	33			DFS625-X	2	21	625PL-33X	D625-22
BA1A	1	33			DFS700-X	3	22	625PL-33X	D700-22
BA2A	1	33			DFS750H-X	3	22	500H-33X	D750-22
BA3	1	33			DFS750-X	3	22	625PL-33X	D750-22
BA3A	2	33			DFS850H-X	4	22	DCHF-C	D850-22
BA4HD	2	33			DFS850-X	3	22	DCF-C	D850-22
BA4DT	2	33			DFS900-X	6	23	250-33X	D900-22
BA4R	2	33			DFSM1-X	3	23	MI-33X	DM1-22
BA5A	1	33			EFL1-ACX	2	35	MI-33X	EFL-AC22
BA-BBS97	2	33			EFLED1-X	2	31	MI-33X	EFL-22
BAR300-X	5	25	350-33X		EFLED1-ACX	2	35	MI-33X	EFL-AC22
BARLEDFL-X	5	25	350-33X		EFLED5-X	2	35	625PL-33X	EFL-22
BBP-ACX	3	33	BB-33X	BB-AC22	GLED8001-X	2	9		
BBP-X	3	33	BB-33X	BB-22	GLED9000-X	3	9		
BBPLED-ACX	3	27	BB-33X	BB-AC22	L2-77	1	32		
BBLED-X	3	27	BB-33X	BB-22	L2X-77	1	32		
BC500-X	13	25	625PL-33X	400-22	L3-77	1	32		
BCC900-X	40	25	250-33X	900-22	L7-77	1	32		
BCDFS1225M-X	17	25	250-33X	625-22	LB1	5	34		
BCT500-X	21	25	625PL-33X	400-22	LB2	8	34		
BG1 / BG2	2	34			LB4	8	34		
BG3	1	34			LB5	9	34		
C&P1	1	20			LED3000-X	1	8		
C&P2B	2	20			LED4000-X	1	8		
CAV120-X	3	33	625PL-33X	500-AC22	LED400HD-X	6	4	625PL-33X	
CAV1248-X	3	33	625PL-33X	500-22	LED400-X	5	4	625PL-33X	
CAV300/350X	2	33			LED4400-X	1	7		
CC&P1	1	20			LED5500-X	1	7		
CM1	4	34			LED12000-X	1	8		
DFS1250-ACX	6	23	250-33X	D1250-AC22	LED625-X	3	3	625PL-33X	
DFS1250-X	6	23	250-33X	D1250-22	LED925-X	6	4	625PL-33X	<< 250-33X
DFS2000-X	4	23	DCHF-C	D2000-22	LEDFL/RV350-X	2	2		
DFS350-ACX	2	18			LEDQ450-X	1	10		
DFS350-X	2	18			LEDQR45-X	1	10		

# PRODUCT INDEX


Part Number "X" = color	Ship Wt lbs. (est.)	Catalog Page	Lens Dome (external)	Circuit / Motor
LEDFL375-X	1	2		
LEDQ375-X	1	2		
MB35-X	10	14	MB-33X	MB35MASTER-22
MB625-X	10	14	MB-33X	MB625+SL-22
MBTR-X	10	14	MB-33X	MBTR-22
MBX24-C/A	15	11		
MFX48-C/A	30	11		
MINIFLZ-X	4	13		
MINILP-X	7	12		
MIP-X/ACX	3		MI-33X	MI-22/MI-AC22
MMB35-X	8	14	MMB-33X	
MMB625-X	8	14	MMB-33X	
MMBTR-X	8	14	MMB-33X	MBTR-22
MMBLEDLPR3-X	11	12	MMBS-33X	
MMBZLEDFL-C/X	8	13	MMBS-33X	
MMBLEDQ375-C/X	8	13		
NFLED500-X	2	31	625PL-33X	
PM1	1	34		
PM2	2	34		
PM3	3	34		
PM5	2	34		
PSBLED-R	1	6		
PSBLED-R/G	1	6		
PS-HDL	1	6		
PSL-BKT	1	6		
PSLM2-X	2	5		
PSLM2H-X	2	5		
PSLM4-X	2	5		
PSLM3-X	1	6		
Q2500-X	4	22	DCHF-C	Q2500-22
Q350-X	1	18		
Q465-X	3	21	625PL-33X	Q465-22
Q550-X	2	19	625PL-33X	Q550-22
Q625-X	2	21	625PL-33X	Q625-22
Q750-X	3	22	500H-33X	Q750-22
Q825SP+SL-X	8	24	DCF-C	Q625MASTER-22
Q950-X	6	22	250-33X	Q950-22
RL-4	3	26		
RL-8	4	26		
RL-8W	4	26		
ST-77	1	32		

Part Number "X" = color	Ship Wt lbs. (est.)	Catalog Page	Lens Dome (external)	Circuit / Motor
ST350-X	2	18		
ST500-X	2	19	625PL-33X	500-22
ST550-X	2	19	625PL-33X	550-22
ST900-X	9	23	250-33X	900-22
STM1-X	4	24	MI-33X	M1-22
T500D-X	16	25	625PL-33X	400-22
TA18FL-X	5	16		
TA18LS-X	11	16		
TA36L-A1	10	16		
TA36L-A2	25	16		
TA42L-A1	14	16		
TA52L-A1	16	16		
TA52L-A2	40	16		
TA9LMX-X	4	27		
TA36LP-A	6	15		
TA36LP-A2	8	15		
TA42LP-A	8	15		
TA52LP-A	10	15		
TR1-X	3	27	BB-33X	TR2-22
TR2-ACX	2	27	BB-33X	TR2-AC22
TR2-X	2	27	BB-33X	TR2-22
TR3-X	3	27	BB-33X	TR3-22
TR4-X	3	27	BB-33X	TR3-22
TSL1-X	4	25	625PL-33X	500-22
VPEHD-F150	3	36		
VPEHD-CHGM	3	36		
WB10	2	34		
WBE10D	2	34		
WBE1R	2	34		
WBE1RD	2	34		
WBE20	3	34		
WBE30	5	34		
WLED-4WMF	2	29		
WLED-5SB	3	29		
WLED-5S	3	29		
WLED-25	3	29		
WLED-8X3F	4	30		
WLED-12X5FHD	5	30		
WLED-20X5F	6	30		
XELED-X	3	24		
XEMIP-X	3	24		

## Mission Statement

North American Signal Company's commitment to its customers is to manufacture and deliver products that consistently meet or exceed the quality and performance levels required by the customer on a timely and cost-effective basis.

To meet this commitment to each and every customer, we, along with our employees and our sub-contractors, are dedicated to insuring that this goal is met and that North American Signal Company remains a recognized and well respected leader in the warning light industry.



**VISIT OUR NEW WEBSITE [WWW.NASIG.COM](http://WWW.NASIG.COM)**

North American Signal Company warrants that all products it manufactures and described herein will be free of defects in material and workmanship for a period of two years under normal use and service from the date of manufacture as marked on the product, unless a different period is expressly stated in this warranty. This warranty excludes all bulb products. North American Signal Company warrants that all Micro-burst™ products, except for the barricade light and the CAV300 and CAV350, will be free of defects in material and workmanship for a period of three years under normal use and service from the date of manufacture as marked on the product. The Micro-burst™ warranty does include the bulb. All products marketed as "Personal Safety Lights" carry a 90 day warranty from the date of manufacture as marked on the product. The warranty period for North American Signal Company LED Products is 5 years from the date of manufacture as marked on the product. The products marketed as 'UFO Series" carry a 2 year warranty on electronics and 5 years on the LEDs themselves from the date as marked on the product. The warranty for products North American Signal Company buys and resells will be equal to the manufacturers' warranty and applies to backup alarms, siren speakers, spot lights and work lights. This warranty does not cover ordinary wear and tear, abuse misuse, overloading, altered products, or damage caused by the purchaser connecting the unit to wrong voltage or polarity. North American Signal Company reserves the right to determine in its sole discretion, whether to repair or replace a unit found to be defective under this warranty, and will then return the unit freight prepaid. All products in need of repair must be returned to our factory freight prepaid. THERE IS NO WARRANTY OF MERCHANTABILITY. THERE ARE NO WARRANTIES WHICH EXTEND THE DESCRIPTION HEREIN. THERE ARE NO WARRANTIES EXPRESSED OR IMPLIED OR ANY AFFIRMATION OF FACT OR REPRESENTATION EXCEPT AS SET FORTH HEREIN. THIS WARRANTY ONLY APPLIES TO PRODUCTS DELIVERED AND USED IN THE UNITED STATES AND ITS TERRITORIES.

