



# KENTUCKY

## FOOTBALL

### KENTUCKY

Date	Opponent (TV)	Time
9/2	BALL STATE (SECN)	W, 44-14
9/9	EKU (SECN+)	W, 28-17
9/16	AKRON (ESPNU)	W, 35-3
9/23	at Vanderbilt (SECN)	W, 45-28
9/30	22/23 FLORIDA (ESPN)	W, 33-14
10/7	at 1/1 Georgia (ESPN)	L, 13-51
10/14	RV/25 MISSOURI (SECN)	L, 21-38
10/28	21/20 TENNESSEE (ESPN)	L, 27-33
11/4	at Miss. State (SECN)	W, 24-3
11/11	8/8 ALABAMA (ESPN)	L, 49-21
11/18	at South Carolina (SECN)	L, 17-14
11/25	at Louisville (ABC)	Noon ET

\* SEC game; Home games in bold



**KENTUCKY AT #9/9 LOUISVILLE**  
**SATURDAY, NOV. 25**  
**NOON ET • ABC**  
**LOUISVILLE, KY.**



### WILDCATS

2023 Record / SEC Record ..... 6-5 / 3-5  
 AP / AFCA Coaches Poll ..... NR / NR  
 Head Coach ..... Mark Stoops  
 Record at Kentucky (Years) ..... 72-64 (11th)  
 Career Record (Years) ..... Same  
 Last Game ...L, 17-14, at South Carolina (11/18)

### CARDINALS

2023 Record / ACC Record ..... 10-1 / 7-1  
 AP / AFCA Coaches Poll ..... 9 / 9  
 Head Coach ..... Jeff Brohm  
 Record at Louisville (Years) ..... 10-1 (1st)  
 Career Record (Years) ..... 76-45 (10th)  
 Last Game ..... W, 38-31, at Miami, Fla. (11/18)

### ABOUT THE GAME

**TV | ABC**  
 Play-by-Play Joe Tessitore  
 Analyst Jesse Palmer  
 Sideline Katie George

**RADIO | UK SPORTS NETWORK**  
 Play-by-Play Tom Leach  
 Analyst Jeff Piccoro  
 Sideline Jeremy Jarmon

**SATELLITE RADIO**  
 SiriusXM 162 or 192

**INTERNET RADIO | UKATHLETICS.COM**  
 Free live audio

**LIVE STATS | UKATHLETICS.COM**  
 Free live stats

**TICKET INFORMATION | UKATHLETICS.COM**

### UK WRAPS UP REGULAR SEASON AT LOUISVILLE

The Kentucky football team will complete the regular season at the University of Louisville for the annual Governor's Cup game. Game time is noon EST and it will be televised on ABC.

Kentucky has won the last four matchups against the in-state rival. The Wildcats hope to extend their regular-season non-conference win streak of 19 games and extend their school-record streak of victories in the regular-season finale, currently at five games.

### QUICK NOTES

- Quarterback Devin Leary, who surpassed the 9,000-yard mark in career passing yardage at South Carolina, is ranked third in the SEC and 32nd in the nation in passing touchdowns with 20. For his career, Leary ranks 13th nationally with 82 total passing touchdowns.
- Running back and All-America candidate Ray Davis has 990 yards on 172 carries (5.8 yards per carry) and 12 rushing touchdowns. He also has 266 yards on 25 catches and five receiving TDs.
- Davis is ranked first in the SEC and third in the nation with 17 total touchdowns in 2023.
  - Davis is 10 rushing yards away from 1,000 yards rushing in 2023. Should he reach that mark, he would be the 11th Wildcat in program history with 1,000 yards rushing in a season. It would be his second consecutive season over the millenium mark (1,042 last season at Vanderbilt) while he also would have netted 1,000 career rushing yards at three different Division I schools, also at Temple.
- Two Kentucky receivers hit milestone at South Carolina and a third wideout is on the verge Sophomores Barion Brown and Dane Key each surpassed the 1,000-yard mark in receiving yards at South Carolina, becoming the 33rd and 34th players in UK history to do so. Tavyn Robinson, who has played the 2022 and '23 seasons at UK, has 998 receiving yards, needing just two more to reach 1,000 as a Wildcat.
- The Wildcats have held eight of their last 12 opponents to under 100 yards rushing.
- Kentucky is ranked fourth in the SEC and 40th in the nation in total defense, 347.8 yards per game. The Wildcats are second in the SEC and 20th nationally in run defense, allowing 109.6 yards per game.
- Kentucky has four defensive touchdowns this season, tied for fourth in the nation.
- Defensive back Maxwell Hairston, an All-America candidate, has five interceptions, which leads the SEC and is tied for second in the nation.

### BY THE NUMBERS

- 2** 10-WIN SEASONS IN PAST SIX YEARS
- 7** STRAIGHT BOWL APPEARANCES (UK RECORD)
- 19** STRAIGHT REGULAR-SEASON VICTORIES VS. NONCONFERENCE OPPONENTS
- 46** WINS SINCE START OF 2018, TIED FOR THE 18TH MOST AMONG POWER FIVE PROGRAMS
- 72** COACH STOOPS CAREER WINS, MOST IN SCHOOL HISTORY





# 2023 GAME NOTES

## ALPHABETICAL ROSTER

21	Nasir Addison	DB	6-0	187	Fr-HS
3	Alex Afari Jr.	DB	6-2	214	So-1L
21	Santos Alvarez	WR	5-11	163	Fr-HS
82	Khamari Anderson	TE	6-5	238	Fr-HS
15	Jareemiah Anglin Jr.	DB	6-1	185	Fr-HS
87	Ardell Banks	WR	6-3	187	Fr-HS
80	Brenden Bates	TE	6-5	251	%Sr-4L
98	Isaiah Beasley	DL	5-11	292	Sr-Sq
38	Henry Bennett	RB	5-10	203	Fr-HS
37	Michael Bernard	K	6-3	205	Sr-Tr
93	Wilson Berry	P	6-4	213	So-Sq
59	Lincoln Billiter	DL	6-3	272	Fr-HS
65	Grant Bingham	OL	6-5	321	Fr-RS
51	Tanner Bowles	OL	6-5	306	Sr-Tr
5	Anthony Brown	WR	5-10	168	Fr-HS
7	Barion Brown	WR	6-1	174	So-1L
34	Jayvant Brown	ILB	6-0	226	Fr-HS
45	Jase Bruner	OLB	6-2	227	Sr-Sq
14	Ty Bryant	DB	6-0	187	Fr-HS
64	Jackson Bunn	OL	6-2	285	Fr-HS
62	Jager Burton	OL	6-4	307	So-1L
45	Darius Cannon	WR	5-9	175	Fr-HS
11	Zion Childress	DB	6-0	201	Jr-1L
52	Ben Christman	OL	6-6	321	So-Tr
38	Cannon Coffee	DB	5-11	167	Fr-HS
75	Eli Cox	OL	6-4	311	Sr-3L
69	Marques Cox	OL	6-5	311	Sr-Tr
3	Dekel Crowdus	WR	5-10	171	So-1L
8	Izayah Cummings	TE	6-3	232	Sr-3L
48	Mason Dailey	ILB	5-11	220	Fr-HS
53	Hayden Dawahare	ILB	6-3	228	Fr-HS
1	Ray Davis	RB	5-10	216	Sr-Tr
27	Max DeGraff	WR	5-11	154	Fr-HS
34	Trey Dennis	WR	5-8	138	Jr-Sq
85	Jordan Dingle	TE	6-4	238	So-1L
47	Justice Dingle II	FB	6-3	261	%Sr-Sq
95	Jamarius Dinkins	DL	6-5	280	So-1L
10	Jantzen Dunn	DB	6-0	182	So-Tr
42	Tyreese Fearbry	OLB	6-5	233	Fr-RS
77	Jeremy Flax	OL	6-6	325	Sr-1L
74	Courtland Ford	OL	6-6	315	Jr-Tr
40	Luke Fulton	ILB	6-4	225	Sr-Sq
94	Tavion Gadson	DL	6-5	275	Fr-HS
46	Ron Gaines	LS	6-5	250	%Sr-Tr
86	Dylan Gary	WR	6-4	198	So-Sq
4	Jalen Geiger	DB	6-1	199	Sr-3L
99	Kendrick Gilbert	DL	6-5	292	Fr-HS
22	Grant Godfrey	OLB	6-3	227	Fr-HS
36	Da'min Green	DB	5-10	190	Fr-HS
31	Maxwell Hairston	DB	6-1	181	So-1L
70	Nikolas Hall	OL	6-6	314	Fr-RS
19	Shane Hamm	QB	5-11	209	So-Tr
6	Jonquis "JQ" Hardaway	DB	6-3	194	So-Tr
97	Josaih Hayes	DL	6-3	317	Sr-3L
50	Darrion Henry-Young	DL	6-4	264	Jr-1L
56	Walker Himebauch	LS	6-0	228	Fr-HS
16	Deuce Hogan	QB	6-4	217	Jr-Sq
68	Kenneth Horsey	OL	6-3	311	%Sr-4L
57	Max Ishmael	OL	6-3	316	Fr-HS
54	D'Eryk Jackson	ILB	6-1	245	Sr-3L
26	Ramon Jefferson	RB	5-10	210	%Sr-Sq
6	Dane Key	WR	6-3	195	So-1L
33	Jaquez Keyes	RB	6-0	214	Fr-Tr
81	Cole Lanter	WR	5-11	182	So-Sq
37	Spencer Leadbetter	WR	6-3	200	Fr-HS

## NUMERICAL ROSTER

0*	Demie Sumo-Karngbaye	RB	6-0	210	Jr-Tr	Willingboro, N.J. (NC State/Willingboro)
0*	Deone Walker	DL	6-6	348	So-1L	Detroit, Mich. (Cass Tech)
1	Ray Davis	RB	5-10	216	Sr-Tr	San Francisco, Calif. (Vanderbilt/Temple/Blair Academy)
2	Shamar Porter	WR	6-2	205	Fr-HS	Nashville, Tenn. (Ensworth)
3*	Alex Afari Jr.	DB	6-2	214	So-1Lk	Cincinnati, Ohio (Lakota West)
3*	Dekel Crowdus	WR	5-10	171	So-1L	Lexington, Ky. (Frederick Douglass)
4*	Jalen Geiger	DB	6-1	199	Sr-3L	Columbia, S.C. (Spring Valley)
4*	JuTahn McClain	RB	5-9	198	Sr-3L	Fairfield, Ohio (Fairfield)
5	Anthony Brown	WR	5-10	168	Fr-HS	Springfield, Ohio (Springfield)
6*	Jonquis "JQ" Hardaway	DB	6-3	194	So-Tr	Columbus, Ga. (Cincinnati/Central-Phenix City, Ala.)
6*	Dane Key	WR	6-3	195	So-1L	Lexington, Ky. (Frederick Douglass)
7	Barion Brown	WR	6-1	174	So-1L	Nashville, Tenn. (Pearl-Cohn)
8*	Izayah Cummings	TE	6-3	232	Sr-3L	Louisville, Ky. (Male)
8*	Octavious Oxendine	DL	6-1	276	Sr-3L	Radcliff, Ky. (North Hardin)
9*	Tayvion Robinson	WR	5-11	194	%Sr-1L	Virginia Beach, Va. (Virginia Tech/Cox)
9*	Keeshawn Silver	DL	6-4	322	So-Tr	Rocky Mount, N.C. (North Carolina/Rocky Mount)
10*	Jantzen Dunn	DB	6-0	182	So-Tr	Bowling Green, Ky. (Ohio State/South Warren)
10*	Jamarion Wilcox	RB	5-10	184	Fr-HS	Douglasville, Ga. (South Paulding)
11	Zion Childress	DB	6-0	201	Jr-1L	Houston, Texas (Texas State/New Caney)
12*	Chance Poore	K	6-2	213	%Sr-4L	Anderson, S.C. (Westside)
12*	Kaiya Sheron	QB	6-3	210	So-Sq	Somerset, Ky. (Somerset)
13*	Devin Leary	QB	6-1	217	Sr-Tr	Sicklerville, N.J. (NC State/Timber Creek)
13*	J.J. Weaver	OLB	6-5	244	Sr-3L	Louisville, Ky. (Moore Traditional)
14	Ty Bryant	DB	6-0	187	Fr-HS	Lexington, Ky. (Frederick Douglass)
15*	Jareemiah Anglin Jr.	DB	6-1	185	Fr-HS	Lake Wales, Fla. (Lake Wales)
15*	Destin Wade	QB	6-3	223	Fr-RS	Spring Hill, Tenn. (Summit)
16*	Deuce Hogan	QB	6-4	217	Jr-Sq	Southlake, Texas (Iowa/Grapevine Faith Christian)
16*	Alex Raynor	K	6-0	178	Sr-Tr	Kennesaw, Georgia (Georgia Southern/Harrison)
17	Daveren Rayner	ILB	6-2	217	Sr-Tr	Indianapolis, Indiana (Northern Illinois/Lawrence Central)
18	Brandon White	WR	5-9	167	Fr-RS	Cincinnati, Ohio (Archbishop Moeller)
19	Shane Hamm	QB	5-11	209	So-Tr	North Jackson, Ohio (Dayton/Hoban)
20	Keaten Wade	OLB	6-5	250	So-1L	Spring Hill, Tenn. (Summit)
21*	Nasir Addison	DB	6-0	187	Fr-HS	Newark, N.J. (Irvington)
21*	Santos Alvarez	WR	5-11	163	Fr-HS	Cincinnati, Ohio (Anderson)
22	Grant Godfrey	OLB	6-3	227	Fr-HS	Suwanee, Ga. (North Gwinnett)
23	Andru Phillips	DB	6-0	187	Jr-2L	Mauldin, S.C. (Mauldin)
24	Elijah Reed	DB	6-3	185	Fr-RS	Louisville, Ky. (Pleasure Ridge Park)
25	Jordan Lovett	DB	6-2	195	So-1L	Radcliff, Ky. (North Hardin)
26	Ramon Jefferson	RB	5-10	210	%Sr-Sq	Bronx, N.Y. (Sam Houston State/ Garden City CC/Maine/Truman)
27	Max DeGraff	WR/K	5-11	154	Fr-HS	Lexington, Ky. (Lexington Catholic)
28	Jordan Robinson	DB	6-4	208	So-RS	Columbia, S.C. (Livingstone College/Westwood)
29*	Jackson Schulz	DB	6-2	202	So-Sq	Louisville, Ky. (Trinity)
29*	La'Ve'll Wright	RB	6-0	214	So-1L	Louisville, Ky. (North Hardin)
30	Avery Stuart	DB	6-2	186	Fr-HS	Montgomery, Ala. (Alabama Christian)
31	Maxwell Hairston	DB	6-1	181	So-1L	West Bloomfield, Mich. (West Bloomfield)
32	Trevin Wallace	ILB	6-2	241	Jr-2L	Jesup, Ga. (Wayne County)
33*	Jaquez Keyes	RB	6-0	214	Fr-Tr	Ironton, Ohio (Wake Forest/Ironton)
33*	Carson Wright	ILB	5-10	205	Fr-HS	Pikeville, Ky. (Pikeville)
34*	Jayvant Brown	ILB	6-0	226	Fr-HS	Deerfield Beach, Fla. (St. Thomas Aquinas)
34*	Trey Dennis	WR	5-8	138	Jr-Sq	Lexington, Ky. (Sayre)
35	Jackson Moore	K	5-10	156	Fr-HS	Waxhaw, N.C. (Marvin Ridge)
36*	Da'min Green	DB	5-10	190	Fr-HS	Lexington, Ky. (Bryan Station)
36*	Chy Rivers	WR	5-8	164	Fr-HS	Baton Rouge, La. (Parkview Baptist School)
37*	Michael Bernard	K	6-3	205	Sr-Tr	Clayton, Mo. (Fordham/Clayton)
37*	Spencer Leadbetter	WR	6-3	200	Fr-HS	Glenview, Ill. (Loyola Academy)
38*	Henry Bennett	RB	5-10	203	Fr-HS	West Palm Beach, Fla. (Cardinal Newman)
38*	Cannon Coffee	DB	5-11	167	Fr-HS	Indianapolis, Ind. (North Central)
39*	Jackson Smith	K	5-11	204	Fr-RS	Danville, Ky. (Boyle County)
39*	Josh Terrell	WR	5-10	189	So-Sq	Fort Worth, Texas (Grapevine Faith Christian)
40	Luke Fulton	ILB	6-4	225	Sr-Sq	Youngstown, Ohio (Michigan State/Cardinal Mooney)
42	Tyreese Fearbry	OLB	6-5	233	Fr-RS	Pittsburgh, Pa. (Perry Traditional Academy)
43	Landon Marcum	OLB	6-2	195	Fr-HS	Winchester, Ky. (George Rogers Clark)
44	Martez Thrower	ILB	6-2	224	Jr-2L	Rochelle, Ga. (Wilcox County)
45*	Jase Bruner	OLB	6-2	227	Sr-Sq	Science Hill, Ky. (Somerset)
45*	Darius Cannon	WR	5-9	175	Fr-HS	Gainesville, Ga. (Gainesville)
46	Ronald Gaines	LS	6-5	250	%Sr-Tr	Chicago, Ill. (Temple/Simeon)
47*	Justice Dingle II	FB	6-3	261	%Sr-Sq	Bowling Green, Ky. (Georgia Tech/Bowling Green HS)
47*	Jarard Moseley	DB	6-2	183	So-Sq	West Palm Beach, Fla. (Cardinal Newman)





## ALPHABETICAL ROSTER

13	Devin Leary	QB	6-1	217	Sr-Tr
88	Tanner Lemaster	TE	6-5	253	Fr-HS
25	Jordan Lovett	DB	6-2	195	So-1L
43	Landan Marcum	OLB	6-2	195	Fr-HS
55	Noah Matthews	OLB	6-5	237	Fr-RS
4	JuTahn McClain	RB	5-9	198	Sr-3L
66	Tino Merlo	OL	6-2	279	Fr-HS
83	Jack Monday	TE	6-1	224	So-Sq
35	Jackson Moore	K	5-10	156	Fr-HS
47	Jarard Mosely	DB	6-2	183	So-Sq
60	Braiden Myers	OL	6-3	274	Fr-HS
8	Octavious Oxendine	DL	6-1	276	Sr-3L
58	Lucas Padgett	OL	6-4	315	Jr-Sq
61	Nick Pearson	OL	6-3	291	Fr-HS
55	Clay Perry	LS	6-0	199	Sr-2L
23	Andru Phillips	DB	6-0	187	Jr-2L
12	Chance Poore	K	6-2	213	%Sr-4L
2	Shamar Porter	WR	6-2	205	Fr-HS
76	Austin Ramsey	OL	6-4	335	Fr-HS
73	Dylan Ray	OL	6-6	305	So-Tr
17	Daveren Rayner	ILB	6-2	217	Sr-Tr
16	Alex Raynor	K	6-0	178	Sr-Tr
24	Elijah Reed	DB	6-3	185	Fr-RS
36	Chy Rivers	WR	5-8	164	Fr-HS
28	Jordan Robinson	DB	6-4	208	So-RS
9	Tayvion Robinson	WR	5-11	194	%Sr-1L
67	Paul Rodriguez	OL	6-5	324	So-Sq
90	Tre'vonn Rybka	DL	6-4	276	Jr-2L
92	Kahlil Saunders	DL	6-5	285	So-1L
29	Jackson Schulz	DB	6-2	202	So-Sq
12	Kaiya Sheron	QB	6-3	210	So-Sq
9	Keeshawn Silver	DL	6-4	322	So-Tr
63	Edric Simmons	DL	6-2	276	Fr-HS
39	Jackson Smith	K	5-11	204	Fr-RS
30	Avery Stuart	DB	6-2	186	Fr-HS
0	Demie Sumo-Karngbaye	RB	6-0	210	Jr-Tr
39	Josh Terrell	WR	5-10	189	So-Sq
44	Martez Thrower	ILB	6-2	224	Jr-2L
48	Jack Varga	FB	5-11	222	Sr-Sq
15	Destin Wade	QB	6-3	223	Fr-RS
20	Keaten Wade	OLB	6-5	250	So-1L
0	Deone Walker	DL	6-6	348	So-1L
32	Trevin Wallace	ILB	6-2	241	Jr-2L
13	J.J. Weaver	OLB	6-5	244	Sr-3L
18	Brandon White	WR	5-9	167	Fr-RS
10	Jamarion Wilcox	RB	5-10	184	Fr-HS
49	Jai Williams	OLB	6-5	214	Jr-Sq
71	Malachi Wood	OL	6-8	283	Fr-HS
33	Carson Wright	ILB	5-10	205	Fr-HS
29	La'Ve'll Wright	RB	6-0	214	So-1L
96	Tommy Ziesmer	DL	6-2	257	Fr-HS

## NUMERICAL ROSTER

48*	Mason Dailey	ILB	5-11	220	Fr-HS	Milton, Ga. (Saint Francis)
48*	Jack Varga	FB	5-11	222	Sr-Sq	Louisville, Ky. (St. Xavier)
49	Jai Williams	OLB	6-5	214	Jr-Sq	Lake Forest, Ill. (Lake Forest)
50*	Darrion Henry-Young	DL	6-4	264	Jr-1L	Cincinnati, Ohio (Ohio State/Princeton HS)
50*	Koby Keenum	OL	6-4	295	Fr-HS	Florence, Ala. (Mars Hill Bible School)
51	Tanner Bowles	OL	6-5	306	Sr-Tr	Glasgow, Ky. (Alabama/Glasgow)
52	Ben Christman	OL	6-6	321	So-Tr	Akron, Ohio (Ohio State/Revere)
53	Hayden Dawahare	ILB	6-3	228	Fr-HS	Lexington, Ky. (Lexington Catholic)
54	D'Eryk Jackson	ILB	6-1	245	Sr-3L	Dublin, Ga. (West Laurens)
55*	Noah Matthews	OLB	6-5	237	Fr-RS	Bridgeville, Del. (Woodbridge)
55*	Clay Perry	LS	6-0	199	Sr-2L	Upton, Ky. (Central Hardin)
56	Walker Himebauch	LS	6-0	228	Fr-HS	Colorado Springs, Colo. (Palmer Ridge)
57	Max Ishmael	OL	6-3	316	Fr-HS	Lexington, Ky. (Lexington Christian)
58	Lucas Padgett	OL	6-4	315	Jr-Sq	Birmingham, Ala. (La Cueva)
59	Lincoln Billiter	DL	6-3	272	Fr-HS	Virgie, Ky. (Shelby Valley)
60	Braiden Myers	OL	6-3	274	Fr-HS	Somerset, Ky. (Southwestern)
61	Nick Pearson	OL	6-3	291	Fr-HS	Milton, Ga. (Blessed Trinity)
62	Jager Burton	OL	6-4	307	So-1L	Lexington, Ky. (Frederick Douglass)
63	Edric Simmons	DL	6-2	276	Fr-HS	Nashville, Tenn. (Brentwood Academy)
64	Jackson Bunn	OL	6-2	285	Fr-HS	Oxford, Ala. (Oxford)
65	Grant Bingham	OL	6-5	321	Fr-RS	Johnson County, Ky. (Johnson Central)
66	Tino Merlo	OL	6-2	279	Fr-HS	Youngstown, Ohio (Cardinal Mooney)
67	Paul Rodriguez	OL	6-5	324	So-Sq	Mason, Ohio (William Mason)
68	Kenneth Horsey	OL	6-3	311	%Sr-4L	Sanford, Fla. (Sanford Seminole)
69	Marques Cox	OL	6-5	311	Sr-Tr	Peoria, Ill. (Northern Illinois/Peoria)
70	Nikolas Hall	OL	6-6	314	Fr-RS	Austin, Texas (Akins)
71	Malachi Wood	OL	6-8	283	Fr-HS	Richmond, Ky. (Madison Central)
73	Dylan Ray	OL	6-6	305	So-Tr	Noblesville, Indiana (West Virginia/Noblesville)
74	Courtland Ford	OL	6-6	315	Jr-Tr	Peoria, Ill. (Southern California/Cedar Hill (Texas)
75	Eli Cox	OL	6-4	311	Sr-3L	Nicholasville, Ky. (West Jessamine)
76	Austin Ramsey	OL	6-4	335	Fr-HS	Philadelphia, Pa. (Roman Catholic)
77	Jeremy Flax	OL	6-6	325	Sr-1L	Detroit, Mich. (Independence CC/Robichaud)
80	Brenden Bates	TE	6-5	251	%Sr-4L	Cincinnati, Ohio (Archbishop Moeller)
81	Cole Lanter	WR	5-11	182	So-Sq	Danville, Ky. (Boyle County)
82	Khamari Anderson	TE	6-5	238	Fr-HS	Detroit, Mich. (Cass Tech)
83	Jack Monday	TE	6-1	224	So-Sq	Lexington, Ky. (Lexington Catholic)
84	Josh Kattus	TE	6-4	231	So-1L	Cincinnati, Ohio (Archbishop Moeller)
85	Jordan Dingle	TE	6-4	238	So-1L	Bowling Green, Ky. (Bowling Green HS)
86	Dylan Gary	WR	6-4	198	So-Sq	Sugar Hill, Ga. (North Gwinnett)
87	Ardell Banks	WR	6-3	187	Fr-HS	Massillon, Ohio (Massillon)
88	Tanner Lemaster	TE	6-5	253	Fr-HS	Washington Court House, Ohio (Washington)
90	Tre'vonn Rybka	DL	6-4	276	Jr-2L	Dickson, Tenn. (Dickson County)
91	Heath Jehu	P	6-0	163	Fr-HS	Birmingham, Ala. (John Carroll Catholic)
92	Kahlil Saunders	DL	6-5	285	So-1L	Huntsville, Ala. (Grissom)
93	Wilson Berry	P	6-4	213	So-Sq	Maribyrnong, Australia (Maribyrnong College)
94	Tavion Gadson	DL	6-5	275	Fr-HS	Savannah, Ga. (Jenkins)
95	Jamarius Dinkins	DL	6-5	280	So-1L	Columbus, Ohio (Walnut Ridge)
96	Tommy Ziesmer	DL	6-2	257	Fr-HS	Danville, Ky. (Boyle County)
97	Josaih Hayes	DL	6-3	317	Sr-3L	Horn Lake, Miss. (Horn Lake)
98	Isaiah Beasley	DL	5-11	292	Sr-Sq	Radcliff, Ky. (North Hardin)
99	Kendrick Gilbert	DL	6-5	292	Fr-HS	Indianapolis, Ind. (Indianapolis Cathedral)

## PRONUNCIATION GUIDE

Khamari Anderson (kuh-MAR-ee)  
 Barion (bear-EON) Brown  
 Lincoln Billiter (BILL-eh-ter)  
 Jager (Jagger) Burton  
 Marques (MARK-us) Cox  
 Dekel (da-KEL) Crowdus (CROWD-us)  
 Jamarius (jah-MAR-ee-us) Dinkins  
 Jalen Geiger (GI-ger)  
 Josaih (joe-SIGH-uh) Hayes  
 Walker Himebauch (hime-BOCK)  
 D'Eryk (dee-ERIC) Jackson

Tanner Lemaster (LEE-master)  
 JuTahn (juh-TAWN) McClain  
 Daveren (DAVE-ren) Rayner  
 Tayvion (TAY-vee-on) Robinson  
 Kaiya (Ki-yah) Sheron (Sharon)  
 Demie (DEHM-ee) Sumo-Karngbaye (SUE-moh KARNG-bay)  
 Deone (dee-ON) Walker  
 Jai (Ji) Williams  
 Tommy Ziesmer (ZEES-mer)



UK Athletics Comm./PR  
Susan Lax

**WEEKLY MEDIA SCHEDULE - GAME 12 - LOUISVILLE**

(859) 608-5019  
slax0@uky.edu

Monday - 20	Tuesday - 21	Wednesday - 22	Thursday - 23	Friday - 24	Saturday - 25	Sunday - 26
Stoops news conference - Noon ET Carried live on UKAthletics.com	Post-Practice: OC Coen, DC White, Select Players - 5 pm Mark Stoops Call-in Show 7-8 pm	No availability	Thanksgiving/ No availability	No availability	UK at Louisville Noon ET Louisville, Ky. L&N Federal Credit Union Stadium ABC	No availability

**COMMUNICATIONS & PUBLIC RELATIONS CONTACTS**



**Director of Athletics Communications and PR/  
Primary Football Contact**  
Susan Lax  
(859) 608-5019 (cell)  
slax0@uky.edu



**Assistant AD/Athletics Communications and PR/  
Mark Stoops Contact**  
Tony Neely  
(859) 576-9943 (cell)  
tneely@uky.edu



**Associate Director of Athletics Communications and PR/  
Secondary Football Contact**  
Matt May  
(859) 806-7463 (cell)  
matt.may@uky.edu



**Assistant Director of Athletics Communications and PR/  
Secondary Football Contact**  
Cami Moore  
(859) 396-0368 (cell)  
camiranmoore@uky.edu



**Senior Associate Director of Athletics Communications and PR/  
Credentials and Press Box Coordinator**  
Evan Crane  
(270) 559-8120 (cell)  
wesley.crane@uky.edu

**Main Office No.:** (859) 257-3838  
**Central Bank Press Row No.:** (859) 323-2800  
**Office Address:**  
Joe Craft Center, 338 Lexington Ave.  
Lexington, KY 40506-0019  
**Website:** UKathletics.com

**collegepressbox**

collegepressbox is the official media website for Division I football. Access and download game notes, quotes, statistics, media guides, headshots, logos and more for all FBS schools, conferences, postseason games, awards and the College Football Playoff. Please register for an account at collegepressbox.com/register.

**MEDIA SERVICES**

**CREDENTIAL APPROVALS/DENIALS**

The credential deadline has passed for the Louisville game. Contact Rocco Gasparro at UofL with questions.

**UK WEBSITE -- UKATHLETICS.COM**

For notes, player bios, rosters and stats, visit the official University of Kentucky Athletics website at UKathletics.com/football. The official Southeastern Conference website is secsports.com.

**UK WEEKLY NEWS CONFERENCE**

Every Monday head coach Mark Stoops will host a news conference at noon ET from the media room at Kroger Field. The news conference is streamed live on UKathletics.com.

UK game notes will be released at approximately 11:35 a.m. ET on Monday. A transcript of the news conference will be emailed on Monday afternoons.

**SEC HEAD COACHES' TELECONFERENCE**

The SEC head coaches' teleconference is on Wednesdays from 11 a.m. to 1 p.m. ET. Coach Mark Stoops' time slot is 12:40 p.m. The call-in number (877) 692-8954 (Confidential). A passcode will be issued each week by the SEC office (205-458-3010) and UKCPR will email it as well. Contact Susan Lax with questions.

**POST-PRACTICE INTERVIEWS**

Interviews will be conducted at the Joe Craft Football Training Center or by telephone at the conclusion of each practice on Tuesdays (offensives coaches and players) and Wednesdays (defensive coaches and players/special teams). Coach Stoops will speak to the media on Thursdays post practice. Contact Susan Lax, Matt May or Cami Moore for assistance.

**VIDEOS/PHOTOS**

Every Monday press conference, post-practice press conferences and post-game press conference after home Saturday games will be here >> <https://vimeo.com/showcase/kentuckyfootball>  
For photos this season, go here: <https://bit.ly/3Knpovk> PASSCODE: ukmedia2022-23

**THE UK HEALTHCARE MARK STOOPS SHOW**

The UK HealthCare Mark Stoops Show is Monday from 6-7 p.m. ET and is hosted by The Voice of the Wildcats, Tom Leach. Fans will have the opportunity to ask questions of Coach Stoops by tweeting to @UKSportsNetwork or by calling 1-800-606-GAME (4263) or 859-280-2287 (CATS).

The show airs in Lexington on 630 WLAP, online at UKathletics.com and on UK Sports Network affiliates throughout Kentucky. A live video stream of the show will be available on UKathletics.com as well as on the Official Kentucky Football Facebook page.



## ALL-TIME GOVERNOR'S CUP RECORDS

### TEAM

**Most Points:** 68, Kentucky 1998  
**Fewest Points:** 0, Kentucky 2004  
**Most First Downs:** 37, Kentucky 1998  
**Fewest First Downs:** 10, Louisville 2018  
**Most Rushing Attempts:** 55, Louisville 2006  
**Fewest Rushing Attempts:** 19, Kentucky 2006, 2012  
**Most Rushing Yards:** 517, Kentucky 2019  
**Fewest Rushing Yards:** -10, Kentucky 1999  
**Most Rushing Touchdowns:** 7, Kentucky 2021  
**Most Passing Attempts:** 63, Kentucky 1999  
**Fewest Passing Attempts:** 2, Kentucky 2019  
**Most Completions:** 36, Kentucky 1997 and 1998  
**Fewest Completions:** 1, Kentucky 2019  
**Most Had Intercepted:** 3, Kentucky 2000; Louisville 2008, 2015 and 2016  
**Most Passing Yards:** 571, Kentucky 1998  
**Fewest Passing Yards:** 4, Kentucky 2019  
**Most Passing Touchdowns:** 8, Kentucky 1998  
**Most Total Yards:** 801, Kentucky 1998  
**Fewest Total Yards:** 185, Kentucky 1996  
**Most Fumbles:** 6, Louisville 2000  
**Most Fumbles Lost:** 4, Louisville 2000  
**Most Punts:** 10, Kentucky 1996  
**Fewest Punts:** 0, Louisville 2017; Kentucky 2018  
**Most Penalties:** 14, Louisville 2001  
**Fewest Penalties:** 2, Kentucky 2019  
**Most Time of Possession:** 38:36, Louisville 2006  
**Least Time of Possession:** 21:24, Kentucky 2006

### INDIVIDUAL - GAME

**Rushing Attempts:** 37, Calvin Arrington, UL 1995  
**Rushing Yards:** 284, Lynn Bowden Jr., UK 2019  
**Rushing Touchdowns:** 4, Lynn Bowden Jr., UK 2019; Will Levis, UK 2021  
**Longest Run:** 80 yards, Bilal Powell, UL 2010  
**Passing Attempts:** 62, Dusty Bonner, UK 1999  
**Pass Completions:** 36, Tim Couch, UK 1997  
**Interceptions:** 3, Jared Lorenzen, UK 2000; Hunter Cantwell, UL 2008; Lamar Jackson, UL 2016  
**Passing Yards:** 498, Tim Couch, UK 1998  
**Touchdown Passes:** 7, Tim Couch, UK 1998  
**Longest Pass:** 82 yards, Dave Ragone to Zek Parker, UL 2001  
**Pass Receptions:** 13, Harry Douglas, UL 2007  
**Receiving Yards:** 223, Harry Douglas, UL 2007  
**Touchdown Receptions:** 3, Ibn Green, UL 1999; James Whalen, UK 1999; DeVante Parker UL 2014  
**Field Goal Attempts:** 4, Taylor Begley, UK 2002; Austin MacGinnis, UK 2014; Matt Ruffolo, UK 2022  
**Field Goals Made:** 4, Austin MacGinnis, UK 2014; Matt Ruffolo, UK 2022  
**Longest Field Goal:** 48 yards, Brian Sivinski, UK 1995  
**Punt Returns:** 6, Dicky Lyons, UK 2008  
**Punt Return Yards:** 100, Kio Sanford, UK 1996  
**Punt Return Touchdowns:** 1, Courtney Dinkins, UL 1996 (following blocked punt); Derek Abney, UK 2001

**Longest Punt Return:** 70 yards, Arnold Jackson, UL 1997  
**Kickoff Returns:** 7, Lynn Bowden, UK 2017  
**Kickoff Return Yards:** 191, Derrick Locke, UK 2009  
**Kickoff Return Touchdowns:** 1, Broderick Clark, UL 2002; Keenan Burton, UK 2006; Trent Guy, UL 2007; Derrick Locke, UK 2009  
**Longest Kickoff Return:** 100 yards, Broderick Clark, UL 2002; Keenan Burton, UK 2006; Trent Guy, UL 2007; Derrick Locke, UK 2009  
**Interceptions:** 2, Kerry Rhodes, UL 2004; Mike Edwards, UK 2016  
**Interception Return Yards:** 81, Josh Forrest, UK 2015  
**Interceptions Return Touchdowns:** 1, Sam Madison, UL 1996; Antonio Roundtree, UL 1999; Kerry Rhodes, UL 2004; Josh Forrest, UK 2015  
**Longest Interception Return:** 81 yards, Josh Forrest, UK 2015  
**Punts:** 9, Jeremy Borseth, UL 1998; Tim Masthay, UK 2006; Cory Goettsche, UL 2008  
**Punting Yards:** 348, Jeremy Borseth, UL 1998  
**Punting Average:** 51.0, Brent Moody, UL 2004  
**Longest Punt:** 62 yards, Ryan Tydlacka, UK 2010

### INDIVIDUAL - CAREER

**Rushing Attempts:** 60, Michael Bush, UL 2003-06; Lamar Jackson, UL 2015-17  
**Rushing Yards:** 513, Lamar Jackson, UL 2015-17  
**Rushing Touchdowns:** 5, Michael Bush, UL 2003-06; Benny Snell, UK 2016-18  
**Passing Attempts:** 123, Jared Lorenzen, UK 2000-03  
**Pass Completions:** 75, Chris Redman, UL 1996-99  
**Interceptions:** 5, Jared Lorenzen, UK 2000-03  
**Passing Yards:** 997, Tim Couch, UK 1996-98  
**Passing Touchdowns:** 12, Tim Couch, UK 1996-98; Chris Redman, UL 1996-99  
**Receptions:** 23, Ibn Green, UL 1996-99; Arnold Jackson, UL 1997-2000  
**Receiving Yards:** 368, Keenan Burton, UK 2003-07  
**Receiving Touchdowns:** 7, Ibn Green, UL 1996-99  
**Field Goal Attempts:** 9, Austin MacGinnis, UK 2014-17  
**Field Goals Made:** 7, Austin MacGinnis, UK 2014-17  
**Punt Returns:** 7, Kio Sanford, UK 1994-97; Arnold Jackson, UL 1997-2000  
**Punt Return Yards:** 109, Kio Sanford, UK 1994-97  
**Punt Return Touchdowns:** 1, Courtney Dinkins, UL 1996-99; Derek Abney, UK 2000-03  
**Kickoff Returns:** 13, Broderick Clark, UL 2002-05; Keenan Burton, UK 2003-07  
**Kickoff Return Yards:** 380, Keenan Burton, UK 2003-07

## GOVERNOR'S CUP HISTORY

### UK LEADS SERIES, 19-15

Year	UK Record	UofL Record	Site	Score
1912	3-1-0	2-0-0	Lexington	UK, 41-0
1913	5-1-0	5-0-0	Louisville	UK, 20-0
1914	4-2-0	0-3-0	Lexington	UK, 42-0
1915	3-1-1	1-2-1	Louisville	UK, 15-0
1922	2-0-0	0-2-0	Lexington	UK, 73-0
1924	0-0-0	0-0-0	Lexington	UK, 29-0
1994	0-0-0	0-0-0	Lexington	UK, 20-14
1995	0-0-0	0-0-0	Lexington	UofL, 13-10
1996	0-0	0-0	Lexington	UofL, 38-14
1997	0-0	0-0	Lexington	UK, 38-24
1998	0-0	0-0	Louisville	UK, 68-34
1999	0-0	0-0	Lexington	UofL, 56-28
2000	0-0	0-0	Louisville	UofL, 40-34*
2001	0-0	1-0	Lexington	UofL, 36-10
2002	0-0	0-0	Louisville	UK, 22-17
2003	0-0	0-0	Lexington	UofL, 40-24
2004	0-0	0-0	Louisville	UofL, 28-0
2005	0-0	0-0	Lexington	UofL, 31-24
2006	0-0	0-0	Louisville	UofL, 59-28
2007	2-0	2-0	Lexington	UK, 40-34
2008	0-0	0-0	Louisville	UK, 27-2
2009	1-0	1-0	Lexington	UK, 31-27
2010	0-0	0-0	Louisville	UK, 23-16
2011	2-0	1-1	Lexington	UofL, 24-17
2012	0-0	0-0	Louisville	UofL, 32-14
2013	1-1	2-0	Lexington	UofL, 27-13
2014	5-6	8-3	Louisville	UofL, 44-40
2015	5-6	6-5	Lexington	UofL, 38-24
2016	6-5	9-2	Louisville	UK, 41-38
2017	7-4	7-4	Lexington	UofL, 44-17
2018	8-3	2-9	Louisville	UK, 56-10
2019	6-5	7-4	Lexington	UK, 45-13
2021	8-3	6-5	Louisville	UK, 52-21
2022	6-5	7-4	Lexington	UK, 26-13

(\*07)

Current Streak: UK has won four in a row at Lexington; Tied 10-10 at Louisville; Kentucky leads 8-5

**Kickoff Return Touchdowns:** 1, Broderick Clark, UL 2002-05; Keenan Burton, UK 2003-07; Trent Guy, UL 2006-09; Derrick Locke, UK 2007-10  
**Interceptions:** 2, Sam Madison, UL 1994-96; Curry Burns, UL 1999-2002; Kerry Rhodes, UL 2001-04; Trevard Lindley, UK 2006-09; A.J. Stamps, UK 2014-15; Mike Edwards, UK 2015-18  
**Interception Return Yards:** 81, Josh Forrest, UK 2012-15  
**Int. Return Touchdowns:** 1, Sam Madison, UL 1994-96; Antonio Roundtree, UL 1997-99; Kerry Rhodes, UL 2001-04; Josh Forrest, UK 2012-15  
**Punts:** 29, Jeremy Borseth, 1995-98  
**Punting Yards:** 1,216, Jeremy Borseth, UL 1995-98  
**Punting Average:** 51.0, Brent Moody, UL 2004



QUICK FACTS

Location: Lexington, Ky.
Founded: 1865
Enrollment: 33,000
Nickname: Wildcats
Colors: Blue (PMS 286) and White
Conference: Southeastern (Eastern Division)
Stadium: Kroger Field (61,000)
President: Dr. Eli Capilouto
Athletics Director: Mitch Barnhart
Faculty Representative: Joseph L. Fink III

2023 COACHING STAFF

Head Coach: Mark Stoops (Iowa, '89)

Overall College Coaching Record:

Record at Kentucky (Years): 72-64 (11th yr.)
Career Record (Years): 72-64 (.529, 11th yr.)
SEC Record: 35-55 (.389)
Bowl Record: 4-3 (.571)

Assistant Coaches:

Jay Boulware (Texas, '96)
Running Backs/Special Teams Coord., 1st year

Frank Buffano (Arizona, '06)
Safeties, 4th year

Liam Coen (UMass, '08)
Offensive Coord/QBs; 2nd year overall at UK,
1st in current term

Chris Collins (Western Carolina, '10)
Defensive Backs, 3rd year

Vince Marrow (Toledo, '92)
Assoc. HC/TE/Recruiting Coord., 11th year

Anwar Stewart (Kentucky, '17)
Defensive Line, 4th year

Mike Stoops (Iowa, '87)
Inside Linebackers, 2nd year

Brad White (Wake Forest, '05)
Defensive Coord/OLBs, 6th year (5th as DC)

Scott Woodward (UMass, '09)
Wide Receivers, 3rd year

Zach Yenser (Troy, '07)
Offensive Line, 2nd year

Quality Control:

Bryan Berezowitz (Kentucky, '19)
Josh Estes-Waugh (Kentucky, '12)
Mark Perry (Kentucky, '01)
Brian Picucci (Syracuse, '94)
Mike Preifer Jr. (Wisc.-Eau Claire, '17)
Joe Scola (Dartmouth, '07)

Graduate Assistants:

Kalon Humphries (defense)
Courtney Love (defense)
Drake Jackson (offense)
Cam Garner (off the field - offense)
Dan Hebert (off the field - offense)
Andrew Verboys (off the field - defense)

KENTUCKY-LOUISVILLE SERIES

- Saturday's game marks the 35th meeting between the two teams in a series that began in 1912.
Kentucky leads the all-time series, 19-15 and has won the last four meetings.
Kentucky leads in games played in Louisville, 8-5.
Kentucky won all six meetings from 1912-24.
After a 70-year hiatus, the Governor's Cup era began in 1994. Since then, UofL leads the series 15-13. No game was played during the 2020 Covid-altered season.
Biggest UK win: 73 (73-0, 1922)
Biggest UofL win: 31 (59-28, 2006)
Games decided by eight points or less: UK leads 6-5.

THE GOVERNOR'S CUP

- The Governor's Cup was created in 1994 as the trophy for the winner of the Kentucky-Louisville game. Donated by The Kroger Company at a cost of \$23,000, the Governor's Cup stands 33 inches tall and weighs 110 pounds. The trophy's base and upright columns are hand-milled black marble. The glass components are optic-grade crystal. All metal parts 23-karat, gold-plated brass. The cup itself is made of pewter with a 23-karat gold-plated finish.

KENTUCKY-LOUISVILLE CONNECTIONS

- Kentucky has six players from the city of Louisville on its roster, including:
TE Izayah Cummings, DBs Elijah Reed and Jackson Schulz, LB J.J. Weaver, RB La'Veell Wright, FB Jack Varga
Louisville has one player from Lexington, DB Devin Neal.

KENTUCKY AGAINST THE RANKED

- Kentucky has played 269 ranked teams in the Associated Press poll in its history, while the Wildcats are 51-213-5 in those games.
UK is 1-3 against ranked teams this season, defeating then-No. 22/23 Florida at home on Sept. 30 and falling to No. 1/1 Georgia in Athens on Oct. 7, then-No. 21/20 Tennessee on Oct. 28 and No. 8/8 Alabama on Nov. 11.
Please note, Missouri was ranked No. 25 in the Coaches Poll when the two teams met on Oct. 14, but unranked in the AP poll.
UK is 3-5 in all-time games against a ranked UofL team.
Since 2018, the Wildcats are 10-14 against AP ranked teams.

A UK WIN WOULD...

- Improve Kentucky's record to 7-5 overall, clinching a winning record for the seventh time in eight seasons. The exception is the Covid-altered 2020 campaign.
Be the fifth consecutive win over Louisville, tying the Cardinals (2011-15) for the longest streak in the Governor's Cup era.
Extend head coach Mark Stoops' all-time school records for overall wins (73) and wins over ranked opponents (13).
Extend UK's school-record streak of six consecutive seasons winning the regular season finale.
Be UK's 20th consecutive win against nonconference opponents in the regular season (see below).

NONCONFERENCE COMPETITION

- Kentucky has won 23 of its last 24 nonconference games.
That stretch featured 20 straight nonconference wins, including four straight bowl wins. The streak began in the season opener on Sept. 1, 2018 and ended in the Music City Bowl game on Dec. 32, 2022. It was the longest active streak in FBS at the time.
The Wildcats have won their last 19 straight nonconference games in the regular season.
That streak is second in the nation behind Georgia (23).
UK has won 17 straight nonconference games at Kroger Field and has finished nonconference home games for the 2023 season.



## OFFENSIVE NOTES

### SIRI, WHO IS LEARY?

- In four seasons at NC State (2019-22), quarterback Devin Leary made 26 starts in 30 games played, connecting on 568 of his 944 passes for 6,807 yards and 62 touchdowns. In that time, he had just 16 interceptions.
  - Between 2021 and 2022, he aided NC State to a 17-4 record, helping him earn ACC Preseason Player of the Year praise in 2022. He got off to a promising start through just six games in 2022, before suffering a season-ending shoulder injury against Florida State.
  - The last time he was healthy for a full season was in 2021, when he threw for 35 touchdowns and just five interceptions. He also added two rushing touchdowns that season. Leary finished that season ranked in the top 25 in the nation in completion percentage, completions per game, passing efficiency, passing touchdowns, passing yards, passing yards per game, total offense, points responsible for and points responsible for per game.
- The signal caller is best known for his timing and precision as a pocket passer, while he also has the ability to break down defenses in play-action and can throw the deep ball when needed.

### DEVIN LEARY IN BLUE & WHITE

#### THE STATS

- Following a surgery and almost a year of not playing, Devin Leary has completed 181 of his 321 passing attempts (56.4 percent) for 2,234 yards and 20 touchdowns.
  - He is ranked third in the Southeastern Conference and 32nd in the nation in passing touchdowns with 20.
- He currently has the 13th-most career touchdowns passing among active players in the FBS (82) and the 23rd-most career yards passing (9,041).

#### THE GAMES

- Devin Leary threw for at least 240 yards and at least one touchdown in each of his first three games in Blue and White. He became the first quarterback to do that in at least two-and-a-half decades.
  - Leary topped off the season opener against Ball State on Sept. 2 connecting on 10 of his last 11 passes in the game.
  - Leary came back the next weekend against Eastern Kentucky on Sept. 9 to throw for 299 yards and four touchdowns. Again, he finished strong by completing his last eight passes of the contest.
  - The next weekend, he connected on 16 of his 25 pass attempts for 315 yards and three touchdowns against Akron on Sept. 16. It marked the ninth game of his career with at least 300 yards, while he became just the 15th quarterback in school history to throw for at least 300 yards.
    - He also became the first UK signal caller to have at least three touchdown passes in consecutive games since Mike Hartline against South Carolina and Georgia in 2010.
- The Wildcat completed 28-of-39 passes for 372 yards in a close game against No. 21/20 Tennessee on Oct. 28, all of which were season highs. He also threw two touchdowns with no interceptions.
  - It marked his second 300+ yard passing game at Kentucky and the 10th of his career.

## STAT SUPERLATIVES

### Most Games Played (min. 30):

Chance Poore (59), Tayvion Robinson (58), Brenden Bates (56), Zion Childress (48), Marques Cox (47), Alex Raynor (47), Izayah Cummings (46), J.J. Weaver (46), Ramon Jefferson (44), Justice Dingle (43), Kenneth Horsey (42), Ray Davis (42), Eli Cox (41), Devin Leary (41), JuTahn McClain (40), Josaih Hayes (40), D'Eryk Jackson (37), Andru Phillips (36), Jeremy Flax (35), Trevin Wallace (35), Jalen Geiger (34), Tre'Vonn Rybka (34), Octavious Oxendine (33), Daveren Rayner (33), Ronald Gaines III (31), Courtland Ford (30)

### Most Games Started (min. 20):

Tayvion Robinson (52), Marques Cox (47), Kenneth Horsey (37), Devin Leary (37), Ray Davis (35), Eli Cox (33), J.J. Weaver (27), Zion Childress (26), Ramon Jefferson (25), Jager Burton (23), Jeremy Flax (23), Dane Key (23), Deone Walker (23), D'Eryk Jackson (21)

### Consecutive Games Started (min. 12, *\*unavailable to play due to injury does not count*):

Ray Davis (33), Devin Leary (32), Eli Cox (24), Jager Burton (23), Dane Key (22), Deone Walker (22), D'Eryk Jackson (19), J.J. Weaver (19)

### Consecutive Games with a Tackle (min. 12):

Deone Walker (24), J.J. Weaver (23), Trevin Wallace (22), D'Eryk Jackson (20)

### Consecutive Games with a Reception (min. 5):

Barion Brown (24), Ray Davis (23), Tayvion Robinson (11), Dane Key (6)

## WHERE ARE THE COACHES?

### Sideline

Mark Stoops, Head Coach  
 Jay Boulware, RBs/Special Teams  
 Chris Collins, Defensive Backs  
 Vince Marrow, Assoc. Head Coach, Tight Ends  
 Anwar Stewart, Defensive Line  
 Mike Stoops, Inside Linebackers  
 Brad White, Defensive Coordinator, Outside LBs  
 Scott Woodward, Wide Receivers  
 Zach Yenser, Offensive Line

### Press Box

Liam Coen, Offensive Coordinator, QBs  
*(swapped with Scott Woodward beginning against Akron on Sept. 16)*  
 Frank Buffano, Safeties



### 100-YARD RUSHERS

Player	2023	Career	'23 Op.
Ray Davis	3*	12	Ball State Florida Missouri

Ramon Jefferson	0	8	
-----------------	---	---	--

\*First season at UK

### 100-YARD RECEIVERS

Player	2023	Career	'23 Op.
Barion Brown	1	3	Vanderbilt
Tayvion Robinson	1	3	EKU
Dane Key	1	1	Tennessee

### 300-YARD PASSERS

Player	2023	Career	'23 Op.
Devin Leary	2*	10	Akron Tennessee

### INTERCEPTIONS

Player	2023	Career
Maxwell Hairston	5	5
D'Eryk Jackson	2	4
Trevin Wallace	1	3
Jordan Lovett	1	3
J.J. Weaver	0	2
Jalen Geiger	0	1

### TRACKING SACK LEADERS

Player	2023	Career
Deone Walker	5.5	6.5
Trevin Wallace	4.5	9.0
J.J. Weaver	4.0	13.5
Octavious Oxendine	1.5	3.5
Darrion Henry-Young	1.5	3.5
Kahlil Saunders	1.5	2.0
Alex Afari Jr.	1.0	2.0
Zion Childress	1.0	2.0
Keaten Wade	1.0	2.5
D'Eryk Jackson	1.0	1.0
Tommy Ziesmer	1.0	1.0
Josaih Hayes	0.5	1.5
Tre'vonn Rybka	0.5	1.5
Daveren Rayner	0.0*	3.5
Jamarius Dinkins	0.0	1.5
JQ Hardaway	0.0*	1.0

### "SWEET BABY RAY"

- Ray Davis has 990 yards on 172 carries and 12 touchdowns rushing. He also has 266 yards on 25 catches and five touchdowns receiving.
- His 17 total touchdowns this season - 12 rushing and five receiving - ties him with Moe Williams (1995) for second place for most TDs in a season. Benny Snell Jr. holds the record with 19 TDs in 2017.
- He has 102 points this season, tying Austin MacGinnis (2017) and Moe Williams (1995) for third place on the single-season scoring list. Snell holds the record with 116 points in 2017.
- Davis scored at least one touchdown in each of Kentucky's first eight games of the season.
  - He became the only player in program history to score a touchdown in the **first six** games of the season (with single-game statistics available to the 1940s).
  - He became the first player in program history to score a touchdown in eight straight games since Randall Cobb in 2009.
- He has caught a pass in 23 consecutive games.
- The Wildcat ranks toward the top of the Southeastern Conference in numerous categories.

### Ray Davis in the SEC, National Rankings

Category	SEC	Nat'l	Value
Total Touchdowns	1	3	17
Rushing Touchdowns	2	15	12
Rushing Yards	3	26	990
Rushing Yards Per Game	3	29	90.0
All-Purpose Yds. Per Game	4	30	114.2
Rushing Yards Per Carry	6	36	5.76

### RUN, RAY, RUN

Ray Davis has the fourth-most career yards rushing among active players in the FBS (3,487).

### Most Career Yards Rushing Among Active Players in the FBS

Rank	Player	School	Yards
1.	Frank Gore	Southern Miss.	3,927
2.	Marquez Cooper	Ball St.	3,720
3.	Kimani Vidal	Troy	3,629
4.	<b>Ray Davis</b>	<b>Kentucky</b>	<b>3,487</b>
5.	Blake Corum	Michigan	3,380

### A RUSHER & A RECEIVER

- Just before conference action began, Ray Davis had one of the better performances of his career and in program history.
  - In Week 3 against Akron on Sept. 16, he led Kentucky in yards rushing (72) **and** yards receiving (97). He had seven carries for 72 yards rushing, including a career-long, 55-yard run for a touchdown. He also had three receptions for a career-best 97 yards receiving, including a career-long, 58-yard reception for a touchdown.
  - With single-game records available since the 1940s, he became the first UK player in program history to have both a rushing and receiving touchdown of at least 50 yards in the same game.





### RAY DAVIS CREDITS THE "BIG BLUE WALL" IN FLORIDA WIN

- Ray Davis had 26 carries for a career-high 280 yards rushing and a career-best three touchdowns rushing, while also adding a nine-yard touchdown reception, in Kentucky's third straight win against Florida on Sept. 30.
  - His 280 yards rushing were the third most in a game in program history.
  - His 280 yards were the second most of any Florida opponent all time.
  - He became the ninth player in UK history to eclipse 200 yards rushing in a game, while it marked the 13th instance in program history.
  - His four touchdowns tied the school record for the most total touchdowns in a game. He became the 13th player in UK history to have four touchdowns in a game, while it marked the 15th instance in program history.
  - It was his second game this season to have a rushing and receiving touchdown.
  - On his second touchdown, he had a career-long, 75-yard scoring dash.
- In his postgame interview, Davis said, "I didn't make history, our O-Line made history. We ran for over 300 yards (as a team). As a collective unit, we made history."

### LEARY'S AND DAVIS' MIDSEASON PRAISE

- In recent weeks, **Ray Davis** was named to the:
  - Maxwell Award Watch List
  - AP Midseason All-America Second Team
  - The Sporting News Midseason All-America Team
  - Reese's Senior Bowl Midseason All-America Team
- Also recently, **Devin Leary** was named to the:
  - Maxwell Award Watch List
  - Comeback Player of the Year Watch List
  - Johnny Unitas Golden Arm Award Top 25

### THE RUNNING BACK ROOM

- For the past few years, there has been little doubt as to who would be the featured running back at Kentucky, from Stanley "Boom" Williams to Benny Snell to Chris Rodriguez Jr. However, prior to the start of this season, there was no clear starter to Big Blue Nation. Instead, numerous exciting prospects that are all expected to play a part in 2023.
  - **Ray Davis**, a senior transfer from Vanderbilt, already had success at Kroger Field before arriving to UK, when he rushed 129 yards and earned one touchdown there, helping Vanderbilt defeat Kentucky in 2022. He led the Commodores in rushing with 1,042 yards on 232 carries and five touchdowns last season, producing five 100-plus yard games.
  - **Ramon Jefferson**, who is in his seventh year of college football, returned for an additional season after suffering an injury to the knee in 2022. He amassed 2,954 yards rushing in his career before the season began, and prior to last season in 2022, was ranked fifth on the Division I active career rushing yards list. Jefferson went past the 3,000-yard mark in his career with a 74-yard run vs. Alabama on Nov. 11.
  - **JuTahn McClain**, a senior, has gotten better with each season in the Bluegrass, including his most productive season yet in 2022. Then, he was the second leading rusher for Kentucky, racking up 278 yards on 59 attempts.
  - **La'Veil Wright**, a sophomore, is young but provides great size at 6-foot, 214 pounds, and is growing in experience after seeing action in all 13 games in 2022, rushing 120 yards on 39 carries.
  - **Demie Sumo-Karngbaye**, a junior transfer from NC State, already has a connection with quarterback Devin Leary in Raleigh. Last season, he was the Wolfpack's second leading rusher thanks to 305 yards on 55 carries and three touchdowns.

### TOP 25 POLLS

#### 2023 AP TOP 25 (NOV. 19)

- 1 Georgia (61)
- 2 Ohio State (1)
- 3 Michigan
- 4 Washington
- 5 Florida State
- 6 Oregon
- 7 Texas
- 8 Alabama
- 9 Louisville
- 10 Missouri
- 11 Penn State
- 12 Ole Miss
- 13 Oklahoma
- 14 LSU
- 15 Oregon State
- 16 Arizona
- 17 Notre Dame
- 18 Tulane
- 19 Kansas State
- 20 Iowa
- 21 Oklahoma State
- 22 Liberty
- 23 Toledo
- 24 James Madison
- 25 Tennessee

#### 2023 AFCA COACHES TOP 25 (NOV. 19)

- 1 Georgia (61)
- 2 Ohio State (1)
- 3 Michigan (1)
- 4 Florida State
- 5 Washington
- 6 Oregon
- 7 Texas
- 8 Alabama
- 9 Louisville
- 10 Missouri
- 11 Penn State
- 12 Ole Miss
- 13 Oklahoma
- 14 LSU
- 15 Oregon State
- 16 Arizona
- 17 Notre Dame
- 18 Tulane
- 19 Iowa
- 20 Kansas State
- 21 Oklahoma State
- 22 Liberty
- 23 Tennessee
- 24 NC State
- 25 SMU



## #LAFAMILIA

Kentucky football has several set of sons or grandsons of former Kentucky Wildcats:

- Senior TE Brenden Bates is the grandson of former UK basketball player Gene Neff (1951-52)
- Senior OL Tanner Bowles is the son of Matt Bowles, who played on UK's baseball team from 1991-95
- Freshman DB Ty Bryant is the son of former Wildcat Cisco Bryant (1983-85)
- Junior Dru Phillips is the son of former Wildcat Carlos Phillips (1986-90)
- Junior walk-on WR Trey Dennis is the son of former Wildcat Harold Dennis (1994-96)
- Sophomore walk-on WR Dylan Gary is the son of former DB Willie Gary, who played at UK from 1997-2000 and was a 1997 Freshman All-America First-Team selection by The Sporting News and a team captain in 2000
- Redshirt freshman OL Nik Hall is the son of Antonio Hall, who played at UK from 2000-03 and was an All-SEC selection.
- Freshman walk-on OL Max Ishmael is the grandson of former UK safety and quarterback David Lee "Dutch" Ishmael (1963-65)
- Sophomore WR Dane Key is the son of former LB/DE Donte' Key, who played at UK from 1992-95 and was the National Defensive Player of the Week for his performance in the 1994 inaugural Governor's Cup game vs. Louisville
- Sophomore walk-on OL Lucas Padgett is the son of Scott Padgett, who played basketball at Kentucky (1995-99), helping the Wildcats advance to two Final Fours, including national titles in 1996 and '98 ... Went on to play eight years in the pros ... Mom, Cynthia (Dozier), was a four-year letterwinner on UK's volleyball team (1994-97)
- Redshirt freshman kicker Jackson Smith is the son of former Wildcat punter Andy Smith (1997-99), an All-SEC punter whose 42.7-yard average in 1999 was, at the time, the third-best single-season mark in school history
- We have brothers, too. Senior OLB Justice Dingle is the older brother of sophomore TE Jordan Dingle. They are from Bowling Green, Ky.
- Redshirt freshmen QB Destin and sophomore OLB Keaten Wade, from Spring Hill, Tennessee, are twins.

### TRIPLE THREAT

- The Wildcats returned one of the most exciting wide receiver corps in the Southeastern Conference in sophomores Barion Brown and Dane Key and redshirt fifth year Tayvion Robinson.
  - In 2022, all three of those guys were new to the program, but you wouldn't guess it, as the trio combined for 127 catches for 1,644 yards and 13 touchdowns.

### How Many Times They've Led Kentucky in Games in 2023 (as of Nov. 19)

Player	Rec.	Yards	TD
Barion Brown	5	2	2
Dane Key	5	5	4
Tayvion Robinson	3	2	3

### THREE GRAND

- Dane Key and Barion Brown eclipsed 1,000 yards receiving in their two seasons at Kentucky at South Carolina on Nov. 18, while Tayvion Robinson is just two yards from 1,000 in his two seasons in the Bluegrass.
  - Brown has 1,019 receiving yards, becoming the 33rd player in program history to eclipse 1K.
  - Key has 1,047 receiving yards, becoming the 34th player in program history to eclipse 1K.
  - Robinson has 998 receiving yards at Kentucky, needing just two more for 1,000.
    - Robinson also played three seasons at Virginia Tech before transferring to Kentucky.

### GREAT DANE

- Dane Key had a career performance against No. 21/20 Tennessee on Oct. 28. He had a career-high seven receptions for a career-high 113 yards, including a seven-yard touchdown receiving.
  - The touchdown reception marked his third this season and the ninth of his career.
  - It marked his first 100+ yard receiving game of his career.
  - His seven receptions marked a single-game best.

### THE YOUNG ONES: BARION BROWN & DANE KEY

Just one season removed from leading the receiver room in both yards and touchdowns as freshmen, wide receivers and True Freshman All-Americans Barion Brown and Dane Key returned to the program for anticipated sophomore seasons. In 2022, Brown and Key each set their share of freshman school records:

#### Most Receiving Yards (Freshman School Record)

1.	628	Barion Brown	2022
2.	519	Dane Key	2022

#### Most Touchdown Pass Receptions (Freshman School Record)

Season			
1.	6	Dane Key	2022
2.	4	Barion Brown	2022

#### Game

1.	2	Barion Brown	vs. Northern Illinois (Sept. 24, 2022)
		Dane Key	vs. Missouri (Nov. 5, 2022)
			(and five others)

#### Most Pass Receptions (Freshman School Record)

Season			
1.	50	Barion Brown	2022
2.	40	Derek Abney	2000



## BUT WAIT, THERE'S MORE!

- Barion Brown also returned as one of the nation's leaders in kickoff returns.
  - In 2022, he concluded the regular season ranked 31st in the nation and fifth in the Southeastern Conference in kickoff return average at 28.3 yards per runback. He was also ranked 13th in the SEC in all-purpose yards per game (88.17).
    - The rookie was also the only player in the nation with two 80-plus yard kickoff returns (vs. Miami (Ohio), at then-No. 14/11 Ole Miss).
  - He made a stunning debut against Miami (Ohio) on Sept. 3, 2022, taking the opening kick of the second half back 100 yards for a touchdown in the season opener. Brown took the kick, sliced to his left, found open space and then outran everyone down the visiting sideline.
    - It was the first Kentucky kickoff return for a score since Derrick Locke went to the house vs. Louisville (100 yards) in September 2009.
    - Brown was named the SEC Special Teams Player of the Week for his efforts.
- Well... he did it again. In the season opener against Ball State on Sept. 2, Brown took a kickoff return 99 yards back for a touchdown.
  - He became the fourth player in school history with multiple career kickoff return touchdowns, and he became the third player in school history with a kickoff return touchdown in consecutive seasons.
- Through Week 12 in 2023, Brown is averaging 26.9 yards per kickoff return. He would be ranked in the top 10 in the nation in that category, but does not have enough returns to officially qualify.

## WHAT CAN BROWN DO FOR YOU?

- You already know about wide receiver Barion Brown, but be on the lookout for wide receiver Anthony Brown-Stephens.
- The freshman from Springfield, Ohio, received some preseason praise from the coaching staff after fall camp, and it has nothing to do with his famous uncle John Legend.
  - "He's everything everybody thought of him. He's poised, he's a good route-runner, he's smart. He takes coaching." - Tayvion Robinson
  - "He really took a jump, from the spring, to the summer, to now. Anything you tell AB to do, he's doing it 110%." - Scott Woodward
  - "I thought he's handled this go-around extremely well, in terms of being somebody we can count on to go play, somebody we can be able to push the ball down the field to. Diligent worker, smart kid. Bright future ahead of him." - Liam Coen
- He has played in each game this season, recording five receptions and a touchdown thus far. His lone touchdown came in his seventh game of 2023, thanks to a 4-yard catch against RV/ No. 25 Missouri on Oct. 14.
  - He also had a 64-yard touchdown reception against Akron on Sept. 16, but it was called back because of a holding penalty.
  - He also had a career-long, 20-yard reception against No. 21/20 Tennessee on Oct. 28, which set Kentucky up for a first down inside touchdown drive.

## HERE'S TO YOU, MR. ROBINSON

- Tayvion Robinson, a redshirt fifth year, returned to Kentucky for a second season in Lexington in 2023. Last season, he finished second on the team in catches (40) and third on the team in yards receiving (497) and touchdowns receiving (3).
  - Before Kentucky, he spent three seasons at Virginia Tech (2019-21), recording 113 catches for 1,555 yards and eight touchdowns. He also averaged 11.4 yards on punt returns, including a 60-yard touchdown jaunt.
- Despite missing two games in the back half of the schedule due to injury last season in 2022, Robinson had numerous standout performances that revealed his potential here.
  - He began last season with at least six receptions in three of the first four games in 2022. That includes making a career-high seven catches for a career-high 147 yards and a career-high two touchdowns in Kentucky's triumph over Northern Illinois on Sept. 24. In the game, he had a 69-yard catch-and-run in the second quarter, which was the longest play of his college career and his first touchdown in Blue and White.

## 2023 CAT SCRATCHES

### SOPHOMORE • DB • ALEX AFARI JR.

- Born in Pordenone, Italy
- Mother, Mary Acheampong, originated from Ghana and moved to the U.S. in 2008
- Speaks fluent Twi (a dialect of the Akan language spoken in southern and central Ghana)
- Brother, David, is Lakota West HS's second all-time leading rusher who played two seasons at Miami (Ohio) before transferring to Northern Colorado in 2022

### FRESHMAN • TE • KHAMARI ANDERSON

- Older brother, Raheem Anderson II, currently is a sophomore offensive lineman at Michigan

### SENIOR • TE • BRENDEN BATES

- Parents, Doug and Kelly, and brother, Doug, all played/play Division I sports
- Grandfather is former UK Basketball player Gene Neff

### SENIOR • K • MICHAEL BERNARD

- Dad, Trent, was a pitcher on the baseball team at Kansas (1975-77)

### SOPHOMORE • P • WILSON BERRY

- Played three years of Australian rules football for Essendon's team in the Victorian Football League
- While playing footy, held down a part-time job at Grill'd, a restaurant known for preparing healthy hamburgers ... Started as a waiter before being promoted into the kitchen as a cook and then as an assistant manager
- Currently 25 years old
- Married to the former Courtney Stewart of Paducah, Kentucky ... The couple has one son, Leo
- UK's third straight Australian punter, following in the footsteps of Matt Panton (2017) and Max Duffy (2018-20)
- Older brother, Jordan, played football at Eastern Kentucky and recently was the punter for the Minnesota Vikings and the Pittsburgh Steelers ... Younger brother, Oscar, currently plays basketball at the University of North Florida

### R-FRESHMAN • OL • GRANT BINGHAM

- Excellent tennis player who, along with doubles partner Brayden Pickle, advanced to Johnson Central's first regional team tennis championship

### SENIOR • OL • TANNER BOWLES

- Father, Matt, was a pitcher on UK's baseball team from 1991-95, while brother, Hunter, was a tight end at Louisville from 2012-16

### FRESHMAN • WR • ANTHONY BROWN-STEPHENS

- Brother, Michael Brown-Stephens, is wide receiver at Minnesota
- Nephew of Grammy Award winner John Legend

### R-FRESHMAN • OL • JAGER BURTON

- Dad, Jeff, played football at Morehead State

### FRESHMAN • DB • TY BRYANT

- Father, Cisco, played at Kentucky for Coach Jerry Claiborne from 1983-85 ... Cisco was a big-play performer at wide receiver, with 29 career catches for 482 yards (16.6 yards per catch) and six touchdowns

### SOPHOMORE • DB • JANTZEN DUNN

- Dad, Mitchell, played basketball at Miami from 1994-95



2023 CAT SCRATCHES

SENIOR • ILB • LUKE FULTON

- Father, Jeff, played baseball at Pitt

SENIOR • DB • JALEN GEIGER

- Father, Tony, was a Chief Warrant Officer (CW3) in the US Army for 21 years with five combat deployments, while his mom, Ramona, retired as a First Sergeant (E-8) after 25 years of service with three combat deployments in the Army

FRESHMAN • OLB • GRANT GODFREY

- Dad, Randall, was a linebacker at Georgia who was named SEC Freshman of the Year in 1992 and earned All-SEC honors in 1993 and 1994
- Randall played 12 seasons in the NFL (1996-2007) with the Cowboys, Titans, Seahawks, Chargers and Redskins
- Brother, RJ, is currently a forward on the Clemson men's basketball team

FRESHMAN • LS • WALKER HIMEBAUCH

- Father, Jonathan Himebauch, was a center at USC from 1993-98, before a professional career that included stints at the Arizona Cardinals and the Kansas City Chiefs
- Jonathan currently serves as the offensive line coach and special teams coordinator for the Arlington Renegades of the XFL under head coach Bob Stoops
- Grandfather, Jack Himebauch, was a wide receiver and tight end at Miami (Ohio) from 1962-64
- Uncle, Curt Himebauch, was a defensive back at USC from 1989-91

SENIOR • OL • KENNETH HORSEY

- Had open-heart surgery in April of 2018
- Received the Mayo Comeback Player of the Year Award in 2020
- Competed in martial arts for 14 years

R-FRESHMAN • TE • JOSH KATTUS

- Dad, Eric Kattus, was a tight end at Michigan from 1982-85 and went on to a seven-year career in the NFL, playing six years with the Cincinnati Bengals and one with the New York Jets

FRESHMAN • OL • KOBY KEENUM

- Father, Carl, was a long snapper at North Alabama

SOPHOMORE • WR • DANE KEY

- Father, Donte Key, was a UK linebacker/defensive end from 1992-95
- Brother, Devon Key, played for the Kansas City Chiefs and is currently with the Broncos

SOPHOMORE • WR • COLE LANTER

- Cousin, Tod Lanter, played basketball at Kentucky from 2012-15 and uncle Bo Lanter, played basketball at Kentucky from 1979-82

SENIOR • QB • DEVIN LEARY

- Younger brother, Donovan, is a redshirt freshman quarterback at Illinois
- Writes left-handed but learned to throw with his right because he used his right-handed brother's baseball glove as a kid

R-FRESHMAN • OLB • NOAH MATTHEWS

- Mom, Christel, threw the discus at Delaware State from 1992-96

SENIOR • DT • OCTAVIOUS OXENDINE

- Dad, Kirk, is a retired U.S. Army Sergeant First Class

MILESTONES REACHED IN 2023

- **Coach Mark Stoops** has the most victories (72) in Kentucky history, most SEC victories (35), most home victories (50) and most victories against ranked opponents (12).
- Senior **QB Devin Leary** surpassed 9,000 career passing yards against South Carolina on Nov. 18.
  - He has thrown for 9,041 passing yards in his career.
- Senior **RB Ray Davis** rushed for 280 yards against Florida on Sept. 30 to surpass 3,000 for his career.
- He has rushed for 3,487 yards in his career which ranks fourth nationally. Vidal Kimani at Troy is third with 3,629.
  - He has rushed for 990 yards this season and needs 10 to become the 11th UK player to rush for 1,000 yards in a single season. To date, the feat has been accomplished 14 times by 10 players.
  - He is now tied for second on UK's single-season total touchdowns list (17) and has 102 points this season, tied for third on the single-season list..
- Senior **RB Ramon Jefferson** ripped off a 74-yard rush versus Alabama to surpass for 3,000 rushing yards for his career. He has rushed for 3,119 in his career.
- Sophomore **WR Dane Key** has gone over 1,000 career receiving yards. He now has 1,047.
- Sophomore **WR Barion Brown** has gone over 1,000 career receiving yards. He now has 1,019.
- Sophomore **CB Maxwell Hairston** returned two interceptions for touchdowns at Vanderbilt on Sept. 23, becoming the only player in school history to have two INT returns for TD in same game. He also tied the SEC single-game record.
- Through Week 12 in 2023, he has 36 receptions for 501 yards (13.9) and four touchdowns.
- Robinson is currently ranked high on a couple of active career leader lists:
  - Tied for the 18th-most career receiving yards among active players in the FBS (2,553).
  - Tied for the 20th-most career receptions among active players in the FBS (189).

START ME UP

- Kentucky outscored Vanderbilt, Florida, Missouri and Mississippi State, 58-0, in the first quarter, this season, allowing UK to play from ahead in those games, instead of the unenviable task of trying to mount a comeback in the rugged league.
  - UK is 3-1 in those contests.
- On the road at Vanderbilt on Sept. 23, the Wildcats mounted a 21-0 edge out of the gate, which tied a school record for most points in the first quarter, then followed that up with 16 unanswered points in the first quarter against then-No. 22/23 Florida on Sept. 30.
- Kentucky has scored on its opening drive in six of 11 games this season, including a touchdown in four of those games.

RED, WHITE & BLUE

Kentucky is tied for fifth in the Southeastern Conference in red zone touchdowns passing with 14 in 2023.

Red Zone Touchdowns Passing in the SEC

Rank	Team	Value
1.	Arkansas	16
2.	Florida	15
	Georgia	15
	LSU	15
5.	Kentucky	14

A HOT OFFENSIVE START TO THE SEASON

- Kentucky scored at least 28 points in its first five games of 2023, which marked the first time it scored at least as many through its first five games since 2007.
- The Wildcats scored at least 26 points in each of their first four games for three consecutive seasons for the first time in school history.
- UK won its first five games of the season by at least 11 points for the first time since 2018.



- Kentucky tied the school record for the most points scored in the first quarter in program history with its 21 points in its Southeastern Conference opener at Vanderbilt on Sept. 23.
  - It marked the eighth instance in program history and the first since 2016 against Southern Mississippi.

### BRICK-BY-BRICK

- The Big Blue Wall, who was named to the **Joe Moore Midseason Honor Roll** on Oct. 17, went under construction in the offseason, and players have referenced its rebuild as a brick-by-brick process.
- The Wildcats brought in veteran transfers Tanner Bowles (*Alabama*), Courtland Ford (*Southern California*), Marques Cox (*Northern Illinois*), Dylan Ray (*West Virginia*) and Ben Christman (*Ohio State*), who is out for the season after suffering an injury in fall camp.
- Those transfers, combined with veterans such as Jager Burton, Eli Cox, Kenneth Horsey and Jeremy Flax, UK had one of the most experienced lines in the nation entering the season, ranking in the top 25 in career games played and the top 15 in career games started.
- Wildcat O-Linemen have received awards following two games this season:
  - Eli Cox was named SEC Offensive Lineman of the Week after the win over ECU.
  - Jeremy Flax was named Outland Trophy National Player of the Week and SEC Offensive Lineman of the Week after the win over Florida.

## DEFENSIVE NOTES

### WHITE-OUT

- Brad White is in his fifth season as the defensive coordinator, and his sixth season overall at Kentucky, since Mark Stoops plucked him from the NFL in 2018. He became defensive coordinator in 2019 and UK has steadily become more stout on that side of the ball.
  - Other programs have taken notice, too, as White has turned down several other coaching opportunities in that time.
- Kentucky's defense has remained constant under White, and that is evident by the benchmarks he continues to reach year-in and year-out.
  - The UK defense has held opponents to 30 points or fewer in 50 of 61 games with White as the defensive coordinator (2019-present).
  - The UK defense has held opponents to 24 points or fewer in 22 of the last 28 games.
  - Kentucky allowed 28 points or less in its first five games of the season, for three straight seasons (2021-23), for the first time since 1960-62.
  - This is the second season in a row that UK has held its first three opponents to 17 points or fewer, which marks the first time UK has done that since 1949-50.
  - UK allowed 26 or fewer points per game in four straight seasons (2019-22), the first time that had been accomplished since 1986-89.
  - For the first time since 1959-62 it has yielded 160 rushing yards or fewer per game for four straight seasons (2019-22).

### RUSHING DEFENSE

- Kentucky is currently ranked second in the Southeastern Conference and 22nd in the nation in rushing defense, allowing opponents to just 109.6 yards per game in 2023.
  - The Wildcats held each of their first five opponents of the season to under 100 yards rushing for the first time in program history, based on game-by-game stats available since the 1940s.
- The Wildcats have held eight of their last 12 opponents to less than 100 yards rushing, a streak dating back to the final game of 2022.

## 2023 CAT SCRATCHES

### SENIOR • LS • CLAY PERRY

- Father, Matthew, played football at Western Kentucky; uncle, Mark Perry, played football at Northwestern; uncle, Todd Perry, is a former Wildcat who played from 1988-92 and went on to an 11-year career in the NFL with the Chicago Bears (eight years) and the Miami Dolphins (three years) as a guard

### JUNIOR • DB • ANDRU PHILLIPS

- Father, Carlos, was a LB at Kentucky under Jerry Claiborne; mom, LaTonya, was a standout athlete at Danville High School; brother, C.J., played football at Morehead State in 2015

### SOPHOMORE • OL • DYLAN RAY

- Father, John, played offensive line at WVU from 1988-91 and went on to play professionally with the Indianapolis Colts

### SENIOR • K • ALEX RAYNOR

- Dad, Christian, played golf at Florida State (1990-94) and was inducted into the FSU Hall of Fame in 2012

### SOPHOMORE • OL • PAUL RODRIGUEZ

- Mother, Wendy, played softball and basketball at Davis & Elkins College from 1985-89

### R-FRESHMAN • K • JACKSON SMITH

- Son of former Wildcat punter Andy Smith (1997-99), an All-SEC punter whose 42.7-yard average in 1999 was, at the time, the third-best single-season mark in school history

### SOPHOMORE • WR • JOSH TERRELL

- Father, Scott, was a receiver at Howard Payne University

### JUNIOR • ILB • MARTEZ THROWER

- Sister, Tionne Wallace, is a Private First Class in the U.S. Army

### SENIOR • FB • JACK VARGA

- Comes from a tennis family as dad, John, uncle Andrew Varga, uncles Paul and Andrew Varga, and aunt, Julie Hale, all played tennis at UK

### JUNIOR • ILB • TREVIN WALLACE

- Uncle, Robert Bryant, was a linebacker at Oklahoma from 2009-11

### R-FRESHMAN • WR • BRANDON WHITE

- Timed as fast as 4.28 seconds in the 40-yard dash
- Mother, Jeanita, played basketball at Mississippi State, while dad, Ben, was a running back at Mississippi State

### SENIOR • OLB • J.J. WEAVER

- Has six functioning fingers on his right hand
- Got custom gloves by Nike made to fit his hand
- Received the Mayo Comeback Player of the Year Award in 2021
- Played high school football in Louisville but grew up in Broward County, Florida

### JUNIOR • OLB • JAI WILLIAMS

- Father, James, also known as "Big Cat," played 12 seasons (1991-2002), mostly as an offensive tackle, with the Chicago Bears and is known as one of the "100 Greatest Bears of All-Time"

### SOPHOMORE • RB • LA'VELL WRIGHT

- Has a pet lizard, Dash

### FRESHMAN • OL • MALACHI WOOD

- Grandfather, Michael Wood, was an offensive guard at the University of Cincinnati (1979-81)



## CATS IN THE PROS

A total of 23 former Kentucky Wildcats are currently on National Football League rosters or practice squads with additional players in the CFL. Here is the list, along with their years at UK (as of Oct. 13, 2023):

(^ *practice squad*)

### Arizona Cardinals

Phil Hoskins, DT (2017-20)^

### Atlanta Falcons

Josh Ali, WR (2017-2021)  
Bud Dupree, OLB (2011-14)

### Baltimore Ravens

Tashawn Manning, OL (2022)^

### Cleveland Browns

Za'Darius Smith, OLB (2013-14)

### Detroit Lions

Josh Paschal, DE (2017-21)  
Quinton Bohanna, NT (2017-20)^

### Green Bay Packers

Carrington Valentine, DB (2020-22)

### Jacksonville Jaguars

Josh Allen, DE/LB (2015-18)  
Luke Fortner, C (2017-21)

### Kansas City Chiefs

Mike Edwards, S (2015-2018)  
Darian Kinnard, OT (2018-21)^

### Miami Dolphins

Kelvin Joseph, DB (2020)

### New Orleans Saints

Landon Young, OT (2016-17, 19-20)  
Lonnie Johnson Jr., CB (2017-18)  
Lynn Bowden, WR (2017-19)

### New York Giants

Wan'Dale Robinson, WR (2021)

### New York Jets

Randall Cobb, WR (2008-10)  
Brandin Echols, CB (2019-20)

### Tampa Bay Buccaneers

Logan Stenberg, OL (2016-19)^

### Tennessee Titans

Will Levis, QB (2001-22)

### Washington Commanders

Jamin Davis, ILB (2018-20)  
Chris Rodriguez Jr., RB (2019-22)

## OTHER CATS IN NFL ROLES

### General Manager, Las Vegas Raiders

Champ Kelly, WR/DB (1998-2001)

### San Francisco 49ers, Director of Player Engagement

Austin Moss, DE (2006-09)

## CATS IN THE CFL

Micah Johnson (Saskatchewan Roughriders)

## AN APPETITE FOR TURNOVERS

- UK has forced 14 turnovers in the first 11 games, the most in its first 11 games since 2020 (16).
  - UK forced at least one turnover in each of the first seven games for the first time since 2014.
  - UK forced a turnover in 11 consecutive regular-season games for the first time since a 15-game stretch in the 2007 and 2008 regular seasons.

## FOUR DEFENSIVE TOUCHDOWNS IN 2023

- Kentucky has four defensive touchdowns this season, tied with seven others for the second most in the nation.
  - UK got a 69-yard fumble return touchdown by Jalen Geiger in the season opener against Ball State on Sept. 2.
  - Maxwell Hairston tallied two pick-sixes (29 and 54 yards) at Vanderbilt on Sept. 23.
  - D'Eryk Jackson had a 28-yard pick-six at Mississippi State on Nov. 4.
- Kentucky has shown a penchant for delivering pick-sixes in recent seasons. In fact, UK is tied for first amongst FBS teams in interception returns for touchdown since the beginning of 2020, including two each in two different games.

## Most Interception Returns for Touchdown (2020-Pres.)

Rank	Team	IRT
1	KENTUCKY	10
	Pitt	10
	Iowa	10
	Ohio State	10
5	Utah	9

## MAXWELL HAIRSTON TIED THE SEC RECORD

- The Wildcats had two interception returns for touchdowns in their Southeastern Conference opener at Vanderbilt on Sept. 24, **both by Maxwell Hairston**.
  - It marked UK's first pick-six since Keidron Smith at Florida on Sept. 10, 2022.
  - It marked UK's first pair of pick-sixes, and first pair of defensive touchdowns, in the same game since Kelvin Joseph and Jamin Davis both had pick-sixes in 2020 at Tennessee.
  - He is the first UK player ever to have two pick-sixes in one game.
  - He tied the SEC record for interception touchdowns in a game, becoming just the sixth player in league history to have two pick-sixes in one game.
  - UK has had at least one pick-six in the last four seasons.
- The two interceptions marked Hairston's second and third of this season and of his career, while the touchdowns are the first and second of his college career.

## MAX-WELL DONE

- Maxwell Hairston, who was recently received AP Midseason All-America Second Team praise, intercepted the fifth pass of the season and fifth of his career against RV/No. 25 Missouri on Oct. 14.
  - He is tied with eight other players for second in the nation with five interceptions.
  - Four of his five interceptions came in Southeastern Conference action this season.
- He has totaled 131 interception return yards this season, the most since Greg Long had 176 return yards in 1981.
- Perhaps even more impressive, he has the second-most total tackles of anyone on the team in 2023 (60).

## DEONE WALKER ANCHORING THE LINE

- Playing at every position in the defensive line at various times, Deone Walker, a sophomore defensive lineman, is an impact player for the Wildcats.
- Often battling double-team blocks, while playing with a quickness that belies his 6-6, 348-pound frame, he is the team leader in tackles for loss with 10.5 (-42 yards) and is tied for the team lead in quarterback sacks with 5.5 (-32 yards). He also leads the team in quarterback hurries with seven.



- The Wildcat is on the watch lists for the Lott IMPACT Trophy, Nagurski Award and Outland Trophy.
  - He also was named an All-America Midseason Honorable Mention by College Football News.

**SCOOP-AND-SCORE**

- It was a special season opener for defensive back Jalen Geiger, whose season was cut short last season after suffering a knee injury at Florida on Sept. 10, 2022, which required surgery.
- Big Blue Nation welcomed him back to the field in the season opener against Ball State on Sept. 2, even more so after he scored his second defensive touchdown of his career.
  - Geiger recovered a fumble at the UK 31 in the second quarter and ran it 69 yards for a touchdown.
  - It marked the first defensive touchdown in a season opener for UK since Sept. 2, 2017 at Southern Miss and it marked the longest fumble returned for a touchdown since CJ Johnson against Tennessee on Oct. 31, 2015 (77 yards).

**DON'T HIT THE WALL-ACE**

- Trevin Wallace, a junior inside linebacker who is on the 2023 Butkus Award Watch List, is tied for second on the team in sacks, (4.5, -33 yards), tackles for loss (7.5, -55 yards) and third on the team in total tackles (58).
- Wallace earned the second SEC Player of the Week honor in his career after the season opener against Ball State on Sept. 2, thanks to his career-high tying 12 tackles.
  - He made the initial tackle on a play that became a Ball State fumble that UK returned 69 yards for a touchdown.
- He had his first interception of the season and the third interception of his career against Florida on Sept. 30, returning the ball 21 yards, which set up UK for its first touchdown of the game.
- The team captain eclipsed 100 total tackles in his career after making seven against Eastern Kentucky on Sept. 9.
  - He currently has 144 total tackles in his career going into Week 13.

**J.J. WEAVER NAMED JASON WITTEN COLLEGIATE MAN OF THE YEAR AWARD SEMIFINALIST**

- J.J. Weaver, a senior outside linebacker, was named one of 20 semifinalists for the seventh annual Jason Witten Collegiate Man of the Year award on Oct. 18.
- Weaver, who was born with polydactyly, a condition in which a person or animal has more than five fingers or toes on one, or on each, hand or foot, has had to face many obstacles in his lifetime. With six fingers on his right hand, he was bullied and ridiculed in grade school for being different. But that obstacle was nothing compared to what he was about to face during his collegiate years.
- From July 2020 to August 2021, Weaver lost his father to homicide, sustained a season-ending knee injury and then lost his beloved high school football coach to cancer.
- Inspired by the help he received, J.J. has become an outspoken advocate for mental health and counseling. This fall, with help from the Kentucky Center for Grieving Children and Families, he started a peer-led grief counseling group on UK's campus, the first of its kind.
- Also, Weaver's non-profit organization, "The Perfect Fit," which he started in high school, has organized several community service projects, including one this summer, "The Perfect Fit Bike Drive." Weaver and his family donated 111 free bicycles for kids in his hometown of Louisville.

**BY THE NUMBERS**

	2023	Stoops
Record	6-5	72-64
SEC	3-5	35-55
West	1-1	7-17
East	2-4	28-38
Non-Conference	3-0	37-9
Home	4-3	50-28
Road	2-2	18-32
Neutral site	0-0	4-4
Night	2-4	34-30
Day	4-1	38-34
TV Games	5-5	66-64
ABC	0-0	2-1
CBS	0-0	0-6
ESPN	1-3	6-16
ESPNU	1-0	4-5
ESPN2	0-0	6-3
ESPNNews	0-0	0-1
SEC Network	3-2	49-31
Fox Sports South	0-0	1-1
CBS Sports Network	0-0	1-0
August/September	5-0	33-12
October	0-3	17-22
November	1-2	17-26
December/January	0-0	5-3
Bowl Games	0-0	4-3
Coming off an open date	0-1	5-9
UK scores on 1st possession	5-1	36-17
Opp scores on 1st possession	1-3	19-29
UK scores first	5-1	46-20
Opponent scores first	1-3	26-43
UK leads after 1st quarter	4-1	42-10
Opponent leads after 1stQ	2-3	14-42
Teams are tied after 1stQ	0-0	16-11
UK leads at halftime	5-0	52-7
Opponent leads at halftime	0-4	10-51
Teams are tied at halftime	1-0	11-5
UK leads after 3rd quarter	6-2	63-6
Opponent leads after 3rdQ	0-2	5-54
Teams are tied after 3rdQ	0-0	5-3
Game goes to overtime	0-0	1-3
Scoring less than 20 pts	0-2	5-41
Scoring 20+ points	6-3	62-23
Scoring 30+ points	4-0	41-9
Allowing less than 20 pts	5-1	45-6
Allowing 20+ points	1-4	21-49
Allowing 30+ points	0-4	7-37
UK has more total yards	6-1	58-9
Opp. has more total yds	0-4	14-55
UK has more rushing yards	6-2	56-16
Opp. has more rushing yards	0-3	16-49
UK has more passing yards	4-1	37-19
Opp. has more passing yards	2-4	35-43
Rushing for less than 100 yds	1-3	7-24
Rushing for over 100 yards	6-2	61-39
Rushing for 200+ yards	1-0	43-11
Passing for 200+ yards	4-1	28-18
Passing for 300+ yards	1-1	12-6
UK has 100-yard rusher	2-1	46-18
Opp. has 100-yard rusher	0-1	18-37
No turnovers	2-2	19-11
One or two turnovers	3-3	43-40
3 or more turnovers	1-2	10-13
No takeaways	0-1	14-16
3 or more takeaways	1-0	17-4
UK has more penalties	3-1	27-25
Opp. has more penalties	3-4	39-35
Teams have equal penalties	0-0	6-4
UK has more TOP	3-1	48-24
Opp. has more TOP	3-4	23-39
UK defense scores	3-0	18-5
Opponent defense scores	0-0	8-10
UK returns KO/Punt for TD	1-0	5-1
Opp. returns KO/Punt for TD	0-0	0-5
Playing on natural grass	1-2	17-37
Playing on artificial surface	5-3	55-26
In blue uniforms	1-1	19-8
In white uniforms	2-1	12-14
In white jerseys/blue pants	0-1	6-19
In blue jerseys/white pants	3-0	23-6
In black uniforms	0-1	1-4
In blue jerseys/grey pants	0-0	2-3
In grey uniforms	0-1	6-5
In grey jerseys/blue pants	0-0	3-5





### HONORING THE CATS (2023)

**Barion Brown**

- SEC Special Teams Player of the Week (Ball St.)
- Paul Hornung Award Watch List
- Preseason Second Team All-SEC, Return Specialist (CBS Sports, Athlon)
- Preseason Third Team All-SEC, Return Specialist (Pro Football Focus)
- Preseason Third Team All-SEC (WR) - Athlon

**Ty Bryant**

- SEC Co Freshman of the Week (Miss. St.)

**Eli Cox**

- SEC Offensive Lineman of the Week (EKU)
- Preseason Third Team All-SEC (Coaches, Media, CBS Sports)

**Ray Davis**

- Walter Camp National Player of the Week (Florida)
- Doak Walker National Player of Week (Florida)
- Maxwell Trophy National Player of Week (Florida)
- Reese's Senior Bowl Offensive Player of the Week
- Shrine Bowl Breakout Offense Player of Week (Florida)
- CFPA National Performer of Week, Honorable Mention (Florida)
- SEC Co-Offensive Player of Week (Florida)
- AP Midseason All-America (2nd Team)
- Sporting News Midseason All-American
- Senior Bowl Midseason All-America Team
- CFN Midseason Awards: Impact Transfer, Offensive Impact Transfer, Running Back of Year, First Team Offensive All-American, SEC Newcomer of Year, First Team All-SEC
- Maxwell Award Midseason Watch List
- Preseason Second Team All-SEC (Athlon)

**Jeremy Flax**

- Outland Trophy National Player of the Week (Florida)
- SEC Co-Offensive Lineman of the Week (Florida)

**Jalen Geiger**

- Comeback Player of Year Watch List

**Max Hairston**

- SEC Defensive Player of the Week (Vanderbilt)
- Jim Thorpe National Defensive Back of the Week (Vanderbilt)
- Bronko Nagurski National Defensive Player of the Week (Vanderbilt)
- AP Midseason All-America (2nd Team)
- CFN Midseason Awards: First Team Defensive All-American, SEC Cornerback of Year, First Team All-SEC

**Kenneth Horsey**

- Preseason Third Team All-SEC (Athlon)

**Ramon Jefferson**

- Comeback Player of Year Watch List

**Dane Key**

- Preseason Fourth Team All-SEC (Athlon)

*Continued on next page*

### LEADERSHIP ON THE DEFENSE

- Despite losing seven of the top players on the defense from 2022 -- who totaled 20 seasons as starters in the Southeastern Conference -- still numerous names returned this season that are primed to bring a unique level of leadership.
  - "It's huge when the older guys take charge because when they do, it shows you that they have assumed ownership. They don't just rely on the coaches to make all the corrections because at that point, they have passed along the ownership to the coaches (that means players think) 'I only worry about myself.'" - Brad White
- The top two leaders in tackles from last season returned in 2023, including middle linebacker D'Eryk Jackson (67 tackles) and free safety Jordan Lovett (62 tackles). Outside linebacker J.J. Weaver, who was the sack leader last season, also is back after deciding not to pursue the 2023 NFL Draft. Inside linebacker Trevin Wallace, who had 54 tackles last season, returned to the Bluegrass, while defensive linemen, both young and old, Deone Walker and Octavious Oxendine are expected to be leaders on this year's defense.
  - "The old guys help correct old guys. Old guys have to correct young guys, then they ask good, quality questions of the coaching staff. Practice would be really hard and dull if the coaches were the only ones coaching." - Brad White

### LOOKIN' BACK

The Wildcats' defense finished last season in the nation's top 10 in two categories and in the nation's top 25 in seven categories at the end of 2022.

#### Kentucky Stats and National Ranking in the 2022 Season

Stat	Value	Rank
First down defense	197	5
Passing yards allowed	170.8	7
Total defense	311.4	11
Scoring defense	19.2	13
Team passing efficiency defense	116.85	16
4th down conversion pct defense	0.400	19
3rd down conversion pct defense	0.333	22
Rushing defense	140.6	48
Red zone defense	0.818	49

### SPECIAL TEAMS NOTES

#### RAYNOR'S RECORD

- Kentucky brought in a senior transfer from Georgia Southern to help bring consistency to the program's kicking game, Alex Raynor.
- He shined in his Kentucky debut against Ball State on Sept. 2, connecting on all three of his field goal attempts, all of which were more than 40 yards, and on all five of his extra point attempts.
  - Raynor became the first Kentucky player with three made field goals in their UK debut since Taylor Begley against Louisville on Sept. 1, 2002.
- For the season, he is 9-of-10 on field goals and 38-of-39 on extra points.
  - He earned a career-long, 50-yard field goal against Florida on Sept. 30.
- The Wildcat's first field goal against No. 21/20 Tennessee on Oct. 28, a 28-yard field goal, made him 7-of-7 on the season at the time.
  - With that, he broke the school record for most consecutive field goals made at the beginning of a career. The previous record of six was held by Joe Mansour (2013) and Miles Butler (all four in 2015, first two of 2018).







## GENERAL NOTES

### QUICK, TELL ME ABOUT KENTUCKY!

- The Wildcats are in their 133rd football season in 2023.
- The Wildcats are celebrating their 50th anniversary of the opening of Kroger Field this season, which was formerly named Commonwealth Stadium (1973-2016).
  - The Cats are 186-144-4 (.563) all-time in Kroger Field, including 50-28 (.641) under Mark Stoops.
  - The Cats have won 17 of their past 24 games at Kroger Field.
  - The Cats are 17-6 in their last 23 home night games, including 1-2 in 2023.
- UK was picked to finish fourth in the SEC Eastern Division in a 2023 SEC Preseason Media Poll, behind defending national champion Georgia, then Tennessee and South Carolina.
  - Three Wildcats were named to the 2023 Preseason Media Days All-SEC Teams, including sophomore Deone Walker (Second Team Defense), graduate students Eli Cox (Third Team Offense) and J.J. Weaver (Third Team Defense).
- The Wildcats have won their last 19 straight nonconference games in the **regular season**.
  - That streak is second in the nation behind Georgia (23).
- UK head coach Mark Stoops is in his 11th year at the helm of the program in 2023, the longest in program history, which was an accomplishment he set last season. He also is the second-longest tenured active head coach in the SEC, behind Alabama's Nick Saban, and he is the eighth-longest nationally.
  - In that time, Stoops has accumulated a 72-64 overall record.
  - Stoops became the winningest head coach in program history last season after No. 20/20 Kentucky upset No. 12/19 Florida in Gainesville, 26-16, on Sept. 10, 2022. Stoops passed former UK head coach Bear Bryant (1946-53), who set the previous record at 60.
  - Stoops began his tenure in Lexington 12-26 (.316) (2013 - through first two games of 2016). He has since gone 60-38 (.612) (2016 - present).
  - Stoops has guided UK to three second-place SEC East finishes in the last eight seasons, which are the program's only second-place SEC East finishes in program history.
- The Wildcats returned 36 letterwinners, including 13 offensive and defensive starters, in 2023. The Cats also bolstered the roster with the addition of 16 newcomers from the transfer portal.
  - The offensive starters who returned include wide receivers Dane Key and Tayvion Robinson, offensive linemen Jager Burton, Kenneth Horsey, Eli Cox and Jeremy Flax, and tight ends Brenden Bates and Jordan Dingle.
  - The defensive starters who returned include linemen Deone Walker and Tre'vonn Rybka, inside linebacker D'Eryk Jackson, outside linebacker J.J. Weaver, and defensive back Jordan Lovett.
  - The specialty starters who returned include punter Wilson Berry and kickoff man Chance Poore.
- Other updates that occurred during the offseason include the renovation of Nutter Field House, with the help of a lead donation from Brett and Billie Jo Setzer, allowed the playing surface inside the facility to be named Rich and Karen Brooks Field, and a the new turf at Kroger Field.
- In 2022, UK earned a 7-6 record overall and a 3-5 record in the conference, reaching its school-record seventh consecutive bowl game (TransPerfect Music City Bowl).
  - It marked the sixth time in the last seven seasons that UK won at least seven games, with the lone exception being the COVID-shortened season in 2020.
  - In 2022, Kentucky concluded its regular season with a win over in-state rival Louisville, 26-13, which marked the Cats' fourth-straight win over the Cards. It was also the Cats' fifth-straight triumph in the regular-season finale, which marked the first time in program history that has been accomplished.
- Former quarterback Will Levis was selected No. 33 overall in the 2023 NFL Draft, marking the fifth straight season Kentucky has had one or more players selected in the first three rounds. In his NFL debut for the Tennessee Titans on Oct. 29, he completed 19 of 29 passes (65.5%) for 238 yards and four touchdowns

## HONORING THE CATS (2023)

### Devin Leary

- Maxwell Award Watch List
- Davey O'Brien Award Watch List
- Comeback Player of Year Watch List
- Johnny Unitas Golden Arm Award Award Top 25 List

### Andru Phillips

- CFN Midseason Awards: Second Team All-SEC

### Alex Raynor

- William V. Campbell Trophy Semifinalist
- Lou Groza Award Watch List

### Deone Walker

- Lott IMPACT Trophy Watch List
- Bronco Nagurski Award Watch List
- Outland Trophy Watch List
- CFN Midseason Awards: Honorable Mention Defensive All-American, First Team All-SEC
- Preseason All-SEC (On3)
- Preseason Second Team All-SEC (Coaches, Media, CBS Sports, Athlon)
- Preseason Third Team All-SEC (PFF)

### Trevin Wallace

- SEC Defensive Player of the Week (Ball State)
- Preseason Fourth Team All-SEC (Athlon)
- Butkus Award Watch List

### J.J. Weaver

- Chuck Bednarik Award Watch List
- Preseason Second Team All-SEC (Coaches, Athlon, PFF)
- Preseason Third Team All-SEC (Media, CBS Sports)
- Jason Witten Collegiate Man of the Year semifinalist
- Wuerffel Trophy Watch List

### Head Coach Mark Stoops

- Paul "Bear" Bryant Coach of the Year Watch List
- Dodd Trophy Coach of the Week (Florida)

### Offensive Line

- Joe Moore Award Midseason Honor Roll



- He became the first quarterback to complete 65 percent of his passes for 225+ yards and four touchdowns in his NFL debut.
- He became the first former Kentucky quarterback to throw four touchdowns in an NFL game since George Blanda in 1968.
- He became the first former Kentucky quarterback to start an NFL game since Tim Couch in 2003.

## KENTUCKY PILED UP AWARDS AFTER DEFEATING FLORIDA

- The awards piled up for Kentucky after defeating then-No. 22/23 Florida on Sept. 30.
  - Running back Ray Davis earned the SEC Co-Offensive Player of the Week, the Doak Walker National Player of Week, the Maxwell Trophy National Player of Week, the hrine Bowl Breakout Offense Player of Week and CFPA National Performer of Week Honorable Mention.
  - Right tackle Jeremy Flax was named the SEC Offensive Lineman of the Week and the Outland Trophy National Player of the Week.
  - Head coach Mark Stoops was named the Dodd Trophy Coach of the Week.

## KENTUCKY IN THE SOUTHEASTERN CONFERENCE

- The Wildcats have a 193-406-12 (.326) all-time record in Southeastern Conference games.
  - UK head coach Mark Stoops has a 35-55 (.389) all-time record in SEC games.

## PORTAL PICKUPS

Mark Stoops took advantage of the NCAA Transfer Portal to fulfill needs in key positions in 2023, welcoming 16 new Wildcats to the program. In fact, Ray Davis, a running back who spent last season at Vanderbilt, was named to The Athletic's Midseason All-Transfer Portal Team prior to Week 8.

Name	Pos.	Yr.	Previous School
Michael Bernard	K	Sr.	Fordham
Tanner Bowles	OL	Sr.	Alabama
Ben Christman	OL	So.	Ohio State
Marques Cox	OL	Sr.	Northern Illinois
Ray Davis	RB	Sr.	Vanderbilt
Jantzen Dunn	DB	So.	Ohio State
Courtland Ford	OL	Jr.	USC
Ron Gaines	LS	Sr.	Temple
Shane Hamm	QB	So.	Dayton
JQ Hardaway	DB	So.	Cincinnati
Jaquez Keyes	RB	Fr.	Wake Forest
Devin Leary	QB	Sr.	NC State
Dylan Ray	OL	So.	West Virginia
Daveren Rayner	ILB	Sr.	Northern Illinois
Alex Raynor	K	Sr.	Georgia Southern
Keeshawn Silver	DL	So.	North Carolina

## SMARTY CATS

Kentucky has 17 players on its roster who have already earned an undergraduate degree:

1. Brenden Bates - Consumer Economics & Family Financial Counseling
2. Michael Bernard (Fordham) - Finance and Marketing
3. Tanner Bowles (Alabama) - Operations Management, Minor - Real Estate
4. Eli Cox - Integrated Strategic Communication, Minor – Business
5. Marques Cox (Northern Illinois) - Marketing
6. Ray Davis (Vanderbilt) - Communication Studies
7. Justice Dingle - Bachelor of Science in Communication
8. Jeremy Flax - Bachelor of Science in Community Leadership Development
9. Luke Fulton - Management
10. Ron Gaines (Temple) - Innovation Management & Entrepreneurship
11. Jalen Geiger - Health, Society and Populations
12. Kenneth Horsey - Communication
13. Ramon Jefferson (Sam Houston State) - Humanities and Social Sciences
14. Devin Leary (NC State) - Sport Management
15. Chance Poore - Economics & Consumer Economics and Family Financial Counseling
16. Alex Raynor (Georgia Southern) - Business Administration
17. Jack Varga - Finance & Marketing

## CATS IN THE NATIONAL POLLS

- Kentucky was ranked for two straight weeks, Week 6 and Week 7, in both the Associated Press Poll and the AFCA Coaches Poll, before dropping out after its loss to RV/No. 25 Missouri on Oct. 14.
  - The Wildcats began the season receiving votes in both polls and remained there through Week 5. It marked the second consecutive season UK has been ranked or receiving votes in the preseason edition of both major polls.
  - Three of UK's remaining opponents are ranked in the AP Top 25 in Week 7 (Alabama, Louisville and Tennessee).
- Just last season, for the first time in program history, UK was ranked in both preseason polls, checking in at No. 20 in the AP poll and No. 21 in the coaches poll.
  - The Wildcats wound up being ranked for the first nine AP polls in 2022. That stretch included three straight weeks being ranked in the AP Top 10.
- Between the 2021 and 2022 seasons, Kentucky was ranked in one or both of the major polls for 12 straight weeks.
  - It marked the second longest streak in program history, only behind the 21 weeks UK spent in one or both of the major polls between 1949 and 1951.



**IN GOOD COMPANY**

Kentucky is tied with the fourth-most wins compared to other SEC teams since 2018.

**Total Wins (2018-present)**

1. Alabama	72	Ole Miss	41
2. Georgia	71	9. Auburn	40
3. LSU	54	Missouri	40
4. <b>KENTUCKY</b>	<b>46</b>	11. South Carolina	33
Florida	46	12. Mississippi State*	31
Texas A&M	46	13. Arkansas	27
7. Tennessee	41	14. Vanderbilt	18

\*Includes Mississippi State's vacated wins from 2018.

UK has the sixth-best total winning percentage among conference teams since 2018.

**Total Winning Percentage (2018-present)**

1. Alabama	90.0% (72-8)	8. Ole Miss	57.8% (41-30)
2. Georgia	89.9% (71-8)	9. Auburn	54.8% (40-33)
3. LSU	71.1% (54-22)	10. Missouri	55.6% (40-32)
4. Texas A&M	64.8% (46-25)	11. Mississippi State*	46.9% (31-35)
5. Florida	62.2% (46-28)	12. South Carolina	45.8% (33-39)
6. <b>KENTUCKY</b>	<b>61.3% (46-29)</b>	13. Arkansas	38.0% (27-44)
7. Tennessee	56.9% (41-31)	14. Vanderbilt	26.1% (18-51)

\*Includes Mississippi State's vacated wins from 2018.

The Wildcats also have made Kroger Field a true homefield advantage, posting the SEC's seventh-best home record the past five years and fourth-most total home victories.

**Total Home Record (2018-present)**

1. Georgia	97.2% (35-1)	8. Ole Miss	70.0% (28-12)
2. Alabama	95.0% (38-2)	9. Auburn	67.5% (27-13)
3. LSU	84.2% (32-6)	10. Tennessee	65.9% (27-14)
4. Texas A&M	79.5% (31-8)	11. Mississippi State	65.0% (26-14)
5. Florida^	78.4% (29-8)	12. South Carolina	61.5% (24-15)
6. Missouri	73.8% (31-11)	13. Arkansas	47.4% (18-20)
7. <b>KENTUCKY</b>	<b>71.4% (30-12)</b>	14. Vanderbilt	34.2% (13-25)

^Two of its six losses are to UK.

**SIMPLY STOOPS-ENDOUS**

UK head coach Mark Stoops has proven to be an excellent hire, turning around a struggling program and making him the first UK coach to lead the program to a seventh consecutive bowl appearance in 2023. He also has erased numerous of the long-standing hurdles and streaks in the program's history. A partial accounting of Stoops' achievements features:

- 46 wins since 2018, which is tied for the fourth-most in the SEC and is tied for the 18th-most among Power Five programs.
- Winning the regular-season finale five years in a row for the first time in school history (2018-22)

- First top-10 ranking in each the Associated Press poll and the coaches' poll since 2007 (Sept. 11, 2022)
- First consecutive top-10 rankings in each poll since 1977 (Sept. 18, 2022)
- His 61st coaching victory win, breaking the school record held by Paul "Bear" Bryant (Sept. 10, 2022)
- First home win over Florida since 1986, also marking the first win over an Associated Press top 10-ranked opponent since 2010 (2021)
- First win at Tennessee since 1984 (2020)
- First New Year's Day Bowl win since 1951 (2018 season)
- First 10-win season since 1977 (2018)
- First SEC Coach of the Year since 1983 (2018)
- First final poll ranking since 1984 (2018)
- First bowl win since 2008 (2018 season)
- First win vs. Florida since 1986 (2018)
- First bowl appearance since 2010 (2016)
- Stoops began his tenure in Lexington 12-26 (.316) (2013 - through first two games of 2016). He has since gone 60-38 (.612) (2016 - present). Overall, Stoops is now 72-64 at Kentucky, surpassing Paul "Bear" Bryant's 60 victories to set a school record.
- Off the field, Stoops is a staunch supporter of the Kentucky Children's Hospital, helping raise more than \$500,000 annually for the kids. He was named the Honorary Coach of the 2022 AFCA Good Works Team.
- Kentucky's football team has fared well academically under Stoops, as each year UK's football score in the NCAA Academic Progress Rate has been well above the benchmark of 930.

**STOOPS PICKED AMONG NATION'S TOP-20 COACHES**

- Prior to the season, four national writers ranked the nation's top-20 coaches and Mark Stoops was in all four listings:
  - No. 18 Max Chadwick, Pro Football Focus
  - No. 18 Tom Fornelli, CBS.com
  - No. 18 Bruce Feldman, The Athletic
  - No. 20 Stewart Mandel, The Athletic
- It's not the first time that Stoops has drawn national acclaim for his accomplishments. In December 2021, longtime college football analyst Tom Luginbill noted, "I think Mark Stoops is the best program builder in all of college football right now."

**SIMPLY BY THE "BIG BLUE" NUMBERS**

**Kentucky Before / After Mark Stoops**

	1881-2012	2013-Pr.
Win Pct.	49.9%	53.3%
1st / 2nd Rd. Draft Picks	11*	8
Bowl Games	15	7

\*Modern draft era (1970-2012)

**Most Career Wins By A Head Coach, School History**

1. **72 Mark Stoops (2013-Present)**
2. 60 Paul "Bear" Bryant (1946-53)
3. 47 Fran Curci (1973-81)
4. 41 Jerry Claiborne (1982-89)
- 41 Blanton Collier (1954-61)





Most Career SEC Wins By A Head Coach, School History

- 1. 35 Mark Stoops (2013-Present)
2. 25 Fran Curci (1973-1981)
3. 22 Paul "Bear" Bryant (1946-53)

Most Career Home Wins By A Head Coach, School History

- 1. 50 Mark Stoops (2013-present)
2. 33 Paul Bryant (1946-53)
3. 32 Jerry Claiborne (1982-89)

Most Career Wins vs. A Ranked Opponent, School History

- 1. 12 Mark Stoops (2013-Pres.)
2. 9 Paul Bryant (1946-53)
9 Fran Curci (1973-81)

Most Wins by an Active FBS Coach - All at The Same School

- 1. 167 Dabo Swinney Clemson
2. 163 Mike Gundy Oklahoma State
3. 161 Kyle Whittingham Utah
4. 129 Troy Calhoun Air Force
5. 112 Rick Stockstill Middle Tennessee
6. 92 Kirby Smart Georgia
7. 72 Mark Stoops Kentucky

LONG-TERM STABILITY

Mark Stoops is the second-longest termed active head coach in the Southeastern Conference, only behind Alabama's Nick Saban. Currently, Stoops has the eighth-longest term of any active head coach in the nation.

Longest Active Tenured FBS Head Coaches

Table with 3 columns: Rank, Coach (School), and Hired. Lists 9 coaches from Kirk Ferentz to Dave Doeren.

Now in his 11th season at Kentucky, Stoops is one of only 23 football coaches who have coached at least 11 seasons at SEC schools since the league's first season in 1933.

KENTUCKY'S YOUNGSTOWN BOYS

- A neighbor of Pittsburgh, a.k.a. Steel City USA, Youngstown, Ohio, has a reputation as a blue collar community defined by hard work and relationships forged over generations that are stronger than steel. Kentucky's football program is, in many ways, defined by that bond as it creates a southern alumni club from Youngstown, the hometown of head coach Mark Stoops and his brother Mike Stoops and several other key members of the program. Below is a list of staffers and players from Youngstown:

- Mark Stoops - Head Coach (Cardinal Mooney High School)
Mike Stoops - Inside Linebackers Coach (Cardinal Mooney)
Vince Marrow - Associate Head Coach/Recruiting Coord./ Tight Ends (Cardinal Mooney)
Frank Buffano - Safeties (Cardinal Mooney)
Courtney Love - Grad Assistant (Cardinal Mooney)
Luke Fulton - junior, inside linebacker (Cardinal Mooney)
Tino Merlo - freshman, offensive lineman (Cardinal Mooney)

COACHING CHANGES

- Jay Boulware was named the running backs coach and special teams coordinator on Dec. 12, 2022. He brings more than 25 years of coaching experience to Lexington after most recently serving as an offensive intern in the National Football League for the Pittsburgh Steelers...
Liam Coen returned as Kentucky's offensive coordinator and quarterbacks coach on Jan. 10. He previously served as the offensive coordinator and quarterbacks coach at Kentucky in 2021 before spending 2022 as the offensive coordinator for the Los Angeles Rams.
Stoops also announced during the offseason the hiring of quality control coach for special teams Mike Priefer Jr. Priefer's name might be familiar to National Football League aficionados as his father Mike Priefer has almost two decades of pro coaching experience...

TWO WILDCATS WIN SUPER BOWL CHAMPIONSHIP WITH KANSAS CITY CHIEFS

- Two Kentucky Wildcats, defensive lineman Phil Hoskins and offensive lineman Darian Kinnard, earned a Super Bowl ring as the Kansas City Chiefs defeated the Philadelphia Eagles in 2022.
Kinnard was on the 53-man roster, while Hoskins was on the practice squad throughout the playoff run.
Kinnard, who played at Kentucky from 2018-21, was in his rookie season with the Chiefs in 2022-23.
During his Wildcat career, the Knoxville, Tennessee, native, played in 46 career games with 39 consecutive starts. He was an essential component for the "Big Blue Wall" which has been under consideration for the Joe Moore Award, given to the nation's top offensive line, four of the last five seasons, including finalists in 2021.
Hoskins played at Kentucky from 2017-20 and was in his second season in the NFL.
The Toledo, Ohio, native played one season with the Carolina Panthers after being drafted in the seventh round by as the 232nd overall pick in the 2021 National Football League Draft. He was picked up by the Chiefs in January of 2023. He saw action in eight games with the Panthers, totaling six tackles and one sack.
Overall, 16 Wildcats have won a total of 18 Super Bowl championship rings.



### WILDCATS IN THE NFL DRAFT

- Kentucky had three selections in the 2023 NFL Draft - Will Levis (2nd Round, Tennessee), Chris Rodriguez Jr. (6th, Washington) and Carrington Valentine (7th, Green Bay). All three have earned a place on opening day NFL rosters.
- In total, 25 players have been drafted under head coach Mark Stoops since 2013, including 14 defensive players in Avery Williamson, Bud Dupree, Za'Darius Smith, Josh Forrest, Josh Allen, Lonnie Johnson, Mike Edwards, Jamin Davis, Kelvin Joseph, Quinton Bohanna, Brandin Echols, Josh Paschal and Carrington Valentine.
- Kentucky has totaled four or more players selected in the first five rounds three times in school history, including twice in the last four years under Coach Mark Stoops - 2022, 2019 and 1966.
- Kentucky has had a player selected in the first three rounds in five consecutive drafts.

### DID YOU KNOW?

- A picture of longevity, UK Equipment Manager **Tom Kalinowski** enters his 46th season in that role. He also was a student manager in 1974-77, now marking his 50th year in UK football. He has worked more than 500 consecutive games. In honor of his 50th season, Kalinowski was named an honorary captain for the home finale vs. Alabama.
- UK is one of only 10 schools that have won an NCAA men's basketball championship, while also having a claim on a national championship in football.
- UK is one of only seven universities in the U.S. that have programs in agriculture, engineering, law, medicine and pharmacy on a single campus.
- The Kentucky cheerleaders have won an unprecedented 24 national cheerleading championships at the annual Universal Cheerleaders Association championships.

### 2024 SEC OPPONENTS

- Kentucky's 2024 SEC opponents include Auburn, Georgia, South Carolina and Vanderbilt at home and Florida, Ole Miss, Tennessee and Texas on the road. The dates will be announced at a later time.

### 2023 TEAM CAPTAINS

The season captains are **Zion Childress, Eli Cox, Kenneth Horsey, Devin Leary, Deone Walker, Trevin Wallace** and **J.J. Weaver**. Horsey and Weaver were named captains for the second straight season, while the rest are first-time captains. Game captains will be decided on a week-by-week basis.

#### Game-By-Game Team Captains

vs. Ball State	Zion Childress, Eli Cox, Trevin Wallace, J.J. Weaver
vs. Eastern Kentucky	Zion Childress, Devin Leary, Deone Walker, Trevin Wallace
vs. Akron	Zion Childress, Devin Leary, Deone Walker, Trevin Wallace
at Vanderbilt	Eli Cox, Devin Leary, Deone Walker, Trevin Wallace
vs. Florida	Devin Leary, Deone Walker, Trevin Wallace, J.J. Weaver
at Georgia	Eli Cox, Devin Leary, Trevin Wallace, J.J. Weaver
vs. Missouri	Zion Childress, Eli Cox, Kenneth Horsey, Devin Leary
vs. Tennessee	Eli Cox, Devin Leary, J.J. Weaver, Deone Walker
at Mississippi State	Zion Childress, Devin Leary, Deone Walker, Trevin Wallace
vs. Alabama	Eli Cox, Kenneth Horsey, Devin Leary, J.J. Weaver
at South Carolina	Kenneth Horsey, Devin Leary, Deone Walker, Trevin Wallace
at Louisville	TBA



WHEN WAS THE LAST TIME KENTUCKY ...

**Scored 40 points: 45 at Vanderbilt, Sept. 23, 2023**  
 Scored 50 points: 52 at Louisville, Nov. 27, 2021  
 Scored 60 points: 62 vs. New Mexico State, Sept. 17, 2016  
 Scored 70 points: 77 vs. Texas El-Paso, Sept. 7, 2002  
 Scored 80 points: 83 vs. North Dakota, Nov. 18, 1950  
 Shut Out an Opponent: vs. Youngstown State (31-0), Sept. 17, 2022  
**Shut Out an Opponent in the 1st half: vs. Akron, Sept. 16, 2023**  
 Shut Out an SEC Opponent in the 1st half in consecutive games: at Georgia, Oct. 19, and vs. Missouri, Oct. 26, 2019  
 Did Not Allow an Offensive Point: vs. Youngstown State, Sept. 17, 2022 (31-0 win)  
 Game is scoreless at the half: at Georgia, Oct. 19, 2019  
**Shut Out an Opponent in the 2nd half: at Mississippi State, Nov. 4, 2023**  
**Scored a TD on first series: vs. Mississippi State, Nov. 4, 2023**  
 Scored on first play from scrimmage of game: at Louisville, Nov. 26, 2016  
 Had 25 First Downs: 26 vs Youngstown State, Sept. 17, 2022  
 Had 30 First Downs: 35 vs. Tennessee, Nov. 6, 2021  
**Had 250 yards rushing: 329 vs. Florida, Sept. 30, 2023**  
**Had 300 yards rushing: 329 vs. Florida, Sept. 30, 2023**  
 Had 400 yards rushing: 408 vs. Ole Miss, Oct. 3, 2020  
 Had 500 yards rushing: 517 vs. Louisville, Nov. 30, 2019 (SCHOOL RECORD)  
 Had consecutive 400-yard rushing games: 401 at Vanderbilt (11/16/19), 462 vs. UT Martin (11/23/19) and 517 vs. Louisville (11/30/19)  
 Had below 50 yards rushing: 48 vs. Florida, Sept. 28, 2013  
**Had 300 yards passing: 372 vs. Tennessee, Oct. 28, 2023**  
 Had 400 yards passing: 459 vs. New Mexico State, Nov. 20, 2021  
 Had below 50 yards passing: 47 at Mississippi, Oct. 24, 2020  
 Had 300 yards rushing and passing: (381/311) vs. New Mexico St., Sept. 17, 2016  
 Had 500 yards total offense: 511 at Louisville, Nov. 27, 2021  
 Had 600 yards total offense: 707 vs. New Mexico State, Nov. 20, 2021  
 Had 700 yards total offense: 707 vs. New Mexico State, Nov. 20, 2021  
**Had below 200 yards total offense: 183 at Georgia, Oct. 7, 2023**  
**Held opp. below 100 yards rushing: 50, at South Carolina, Nov. 18, 2023**  
**Held opp. below 50 yards rushing: 50, at South Carolina, Nov. 18, 2023**  
 Held opp. below 100 yards passing: 70, vs. ULM, Sept. 4, 2021  
 Held opponent below 200 yards total offense: 192 vs. Youngstown State, Sept. 17, 2022  
 Held opp. below 100 yards total offense: 87 vs. ULM, Sept. 4, 2021  
 Had 10 or more tackles for loss: 14.0 vs ULM, Sept. 4, 2021  
 Had six or more sacks: 6.0 vs. ULM, Sept. 4, 2021  
 Recorded a safety: vs. UT Martin, Nov. 23, 2019  
 Recorded zero penalties: vs. Auburn, Oct. 17, 2009  
 Had a player with 30 rush attempts: 31 by Chris Rodriguez Jr. vs. Mississippi State, Oct. 15, 2022  
**Had a player rush for 100 yards: Ray Davis (128), vs. Missouri, Oct. 14, 2023**  
 Had two players rush for 100 yards: Chris Rodriguez Jr. (121) and Will Levis (113) at Louisville, Nov. 27, 2021  
 Had three players rush for 100 yards: Chris Rodriguez Jr. (133), Terry Wilson (129), A.J. Rose(117) vs. Ole Miss; Oct. 3, 2020 (ONLY TIME AT UK)  
 Had 2 players rush for 175 yards or more: Benny Snell (192) and Boom Williams (182) vs. Missouri, Oct. 29, 2016  
 Had 2 players rush for 100 yards or more in consecutive games: Chris Rodriguez Jr. and Lynn Bowden Jr. at Vanderbilt (11/16/19); Bowden and A.J. Rose vs. UT Martin (11/23/19), Bowden and Rodriguez Jr. vs. Louisville (11/30/19)  
 Had a player rush for 100 yards in consecutive games: Chris Rodriguez Jr. (112) at Missouri, Nov. 5, 2022 and (162), vs. Vanderbilt, Nov. 12, 2022  
 Had a player rush for 100 yards in three consecutive games: Chris Rodriguez Jr., 119 vs. New Mexico State, Nov. 20, 2021; 121 at Louisville, Nov. 27, 2021 and Chris Rodriguez Jr. (107), vs. Iowa (Citrus Bowl), Jan. 1, 2022)  
 Had player rush for 100 yards in four consecutive games: Chris Rodriguez Jr. (2021)  
 Had player rush for 100 yards in five consecutive games: Chris Rodriguez Jr. (2021)  
 Had a true freshman rush for 100 yards: 152 by Benny Snell Jr. vs. Austin Peay, Nov. 19, 2016  
**Had a player rush for 200 yards: Ray Davis (280), vs. Florida, Sept. 30, 2023**  
 Had 4 players with 50+ yards rushing in the same game: 4 vs. UT Martin, Nov. 23, 2019  
**Had a player with 3 rushing touchdowns: 3 by Ray Davis vs. Florida, Sept. 30, 2023**  
 Had a player with 50 pass attempts: 60 by Maxwell Smith, vs. WKU, Sept. 15, 2012  
 Had a player with 60 pass attempts: 60 by Maxwell Smith, vs. WKU, Sept. 15, 2012  
 Had a player with 30 pass completions: 31 by Will Levis, vs. Tennessee, Nov. 6, 2021  
**Had a player with 300 passing yards: 372 by Devin Leary, vs. Tennessee,**

**Sept. 16, 2023**  
 Had a player with 400 passing yards: 419 by Will Levis, vs. New Mexico State, Nov. 20, 2021  
 Had 2 players pass for 100 yards: Maxwell Smith (109), Jalen Whitlow (105) vs. Louisville, Sept. 14, 2013  
**Had a player with 3 or more touchdowns passes: 3 by Devin Leary, vs. Akron, Sept. 16, 2023**  
 Had a player with 2 passing touchdowns and 2 rushing touchdowns: Patrick Towles, vs. Mississippi State, Oct. 25, 2014  
 Had a player with 10+ receptions: 10 by Barion Brown vs. Georgia, Nov. 19, 2022  
**Had a player with 100 yards receiving: 113 by Dane Key vs. Tennessee, Oct. 28, 2023**  
 Had a player with consecutive 100-yard receiving games: Wan'Dale Robinson, 2 (vs. ULM, Sept. 4, 2021; vs. Missouri, Sept. 11, 2021)  
 Had a player with three consecutive 100-yard receiving games: Wan'Dale Robinson, 3 (vs. ULM, Sept. 4, 2021; vs. Missouri, Sept. 11, 2021; vs. Chattanooga, Sept. 18, 2021)  
 Had 2 players with 100 yards receiving: 147 by Tayvion Robinson and 102 by Barion Brown, vs. Northern Illinois, Sept. 24, 2022  
 Had a player with 1,000 receiving yards in a season: 1334, Wan'Dale Robinson (2021)  
 Had a true freshman with receiving TDs in each of first three collegiate games: Dane Key, 2022  
 Had a player with TD receptions in at least three straight games: (3) Dane Key, 2022  
 Had a player with 3 touchdown receptions: 3 by C.J. Conrad vs. New Mexico State, Sept. 17, 2016  
 Had a player with 100 rushing and 100 receiving yards in the same game: Rafael Little (132 rushing, 114 receiving) vs. Vanderbilt, Nov. 11, 2006  
 Had a 100-yard passer and a 100-yard rusher in the same game: Terry Wilson (151 passing, 129 rushing) vs. Ole Miss, Oct. 3, 2020  
 Had a 100-yard rusher and a 100-yard receiver in the same game: Chris Rodriguez Jr. (107 rush) and Wan'Dale Robinson (170 receiving), vs. Iowa (Citrus Bowl), Jan. 1, 2022  
**Had a player score a TD by rushing and receiving in the same game: Ray Davis, vs. Florida, Sept. 30, 2023**  
 Had a player throw a TD pass and score a rushing and receiving TD in the same game: Randall Cobb vs. Auburn, Oct. 9, 2010  
**Had a player score a touchdown in each of team's first six+ games of season: 8 Ray Davis (2023)**  
 Had a player throw at least two TD passes and score a rushing TD in consecutive games: Patrick Towles in 2015  
 Had a player throw a TD pass, score a receiving TD and score on a punt return for a TD in the same game: Randall Cobb vs. WKU, Sept. 11, 2010  
**Had a player return a kickoff for a TD: Barion Brown (99 yards) vs. Ball State, Sept. 2, 2023**  
 Had a player return a punt for a TD: Josh Ali (74 yards) at Mississippi State, Oct. 30, 2021  
**Had a player return an interception for a TD: D'Eryk Jackson, 28 yards, at Mississippi State, Nov. 4, 2023**  
**Had a player recover/return a fumble for a TD: Jalen Geiger, vs. Ball State, 69 yards, Sept. 2, 2023**  
**Had two defensive TDs in the same game: Maxwell Hairston (2 INT) at Vanderbilt, Sept. 23, 2023\* (only time in UK history player returned two INT for TD in same game)**  
 Had a player recover two fumbles in one game: Jordan Wright vs. South Carolina, Dec. 5, 2020  
 Had a player block a punt: Martez Thrower vs. Youngstown State, Sept. 17, 2022  
**Had a player block a field goal: Keaten Wade vs. Missouri, Oct. 14, 2023**  
 Had a player block a PAT: Lonnie Johnson Jr. vs. Eastern Kentucky, Sept. 9, 2017  
 Had a player return a blocked FG for a TD: Trevin Wallace (76 yards) vs. Florida, Oct. 2, 2021  
 Had a player return a blocked punt for a TD: Andrew Hopewell (6 yards), vs. Arkansas, Nov. 1, 2006  
 Had a player score a TD on a fake field goal: Joe Mansour (25 yards), vs. Florida, Sept. 28, 2013  
**Had a field goal of 50 yards or more: Alex Raynor (50 yards) vs. Florida, Sept. 30, 2023**  
 Had a punt of 70 yards or more: Colin Goodfellow (70 yards) at Miss. State, Oct. 30, 2021  
 Played an overtime game: vs. Ole Miss, Oct. 3, 2020 - (L, 41-42)  
 Won an overtime game: vs. EKU, Oct. 3, 2015 - (W, 34-27)  
 Won a game on the last play of regulation as time expired: 15-14 at Missouri, Oct. 27, 2018 (2-yard TD pass)





## WHEN WAS THE TIME THE OPPONENT ...

Scored 40 points: 49 by Alabama, Nov. 11, 2023
Scored 50 points: 51 by Georgia, Oct. 7, 2023
Scored 10 or less points: 0 by Youngstown State, Sept. 17, 2022
Shut Out Kentucky: 0-21 by Iowa, Dec. 31, 2022
Shut Out Kentucky in 2nd half: by Tennessee, Oct. 29, 2022
Rushed for 300 yards: 331 by Georgia, Nov. 3, 2018
Passed for 300 yards: 435 by Georgia, Oct. 7, 2023
Had 500 yards of total offense: 608 by Georgia, Oct. 7, 2023
Recorded a safety: Ole Miss, Oct. 1, 2022 (intentional grounding in end zone)
Blocked a Kentucky punt: Eastern Kentucky, Sept. 9, 2023
Blocked a Kentucky field goal: Vanderbilt, Nov. 12, 2022
Blocked a Kentucky PAT: Florida, Sept. 30, 2023
Had a player with 30 rush attempts: 37, Larry Rountree (Missouri, 126 yards), Oct. 24, 2020
Had a player with 100 yards rushing: 120, Jalyn Wright (Tennessee), Oct. 28, 2023
Had a player with 200 yards rushing: 210, Kevin Harris (South Carolina), Dec. 5, 2020
Had a player with 100 yards rushing: 129, Ray Davis (Vanderbilt) and 126, Mike Wright (Vanderbilt) Nov. 12, 2022
Had a player with 40 pass attempts: 51 by Connor Bazalak (Missouri), Sept. 11, 2021
Had a player with 25 pass completions: 28 by Carson Beck (Georgia), Oct. 7, 2023
Had a player with 300 yards passing: 389 by Carson Beck (Georgia), Oct. 7, 2023
Had two players with 100 yards passing: 174 by Feleipe Franks and 126 by Kyle Trask (Florida), Sept. 14, 2019
Had a player with 10 pass receptions: 10, Tyler Badie (Missouri, 88 yards), Sept. 11, 2021
Had a player with 100 yards receiving: 132, Brock Bowers (Georgia, 5 catches), Oct. 7, 2023
Had a player with 200 yards receiving: 216 by Demarcus Robinson (Florida), Sept. 13, 2014
Had two players with 100 yards receiving: 111, Korey Robertson and 103, Quez Watkins (Southern Miss), Sept. 2, 2017
Had a player return a kickoff for a TD: Evan Berry (UT), 100 yards, Oct. 31, 2015
Had a player return a punt for a TD: Kadarius Toney (UF), 50 yards, Nov. 28, 2020
Had a player return a blocked FG for a TD: Neiko Thorpe (69 yards) vs. Auburn, Oct. 17, 2009
Had a player return a blocked punt for a TD: Chris Rainey (23 yards) vs. Florida, Sept. 26, 2009
Had a player return an interception for a TD: Emmanuel Forbes (Miss. State), 59 yards, Oct. 15, 2022
Had a player return a fumble for a TD: Trevor Brohard (New Mexico State), 25 yards, Nov. 20, 2021



INDIVIDUAL/TEAM RECORDS

Most Career Wins By A Head Coach, School History

- 1. 72 Mark Stoops (2013-Present)
2. 60 Paul "Bear" Bryant (1946-1953)
3. 47 Fran Curci (1973-1981)
4. 41 Jerry Claiborne (1982-1989)
41 Blanton Collier (1954-1961)
6. 39 Rich Brooks (2003-2009)

Most Career Home Wins By A Head Coach, School History

- 1. 50 Mark Stoops (2013-present)
2. 33 Paul Bryant (1946-53)
3. 32 Jerry Claiborne (1982-89)
4. 29 Fran Curci (1973-81)
29 Blanton Collier (1954-61)

Kickoff Return Touchdowns, Career, School History

- 1. 3 Craig Yeast, 42 returns (1995-98)
2. 2 BARION BROWN, 27 returns (2022-present)

Most Rushing Yards, Game

- 299 Moe Williams vs. S. Carolina (40), Sept. 23, 1995
284 Lynn Bowden Jr. vs. Louisville (22), Nov. 30, 2019
280 Ray Davis vs. Florida, Sept. 30, 2023
272 Moe Williams vs. Cincinnati (40), Nov. 11, 1995
238 Moe Williams vs. Miss.St. (35), Oct. 28, 1995
Ivy Joe Hunter vs. Vanderbilt (30), Nov. 8, 1986

Most Touchdowns Scored, Game

- 4 Ray Davis vs. Florida, Sept. 30, 2023
14 others

Kickoff Return Average, Career, School History (min. 30 returns)

- 1. 27.11 Derrick Locke, 54 returns (2007-10)
2. 27.05 Calvin Bird, 37 returns (1958-60)
3. 25.50 Keenan Burton, 67 returns (2003-07)
4. 24.88 Craig Yeast, 42 returns (1995-98)
27.26 Barion Brown, 27 returns for 736 yards (2022-present)

CLUB 100/100/300

The following are Kentucky players in 2023 who have either rushed for 100 yards in a game, had 100 receiving yards or passed for 300 or more.

Table with 4 columns: TYPE, YARDS, PLAYER, OPPONENT. Rows include Rushing 112 (Ray Davis vs. Ball State), Receiving 136 (Tayvion Robinson vs. ECU), Passing 315 (Devin Leary vs. Akron), etc.

Most INT Return Touchdowns, Career

- 1. 3 Dallas Owens, 1974-77
2. 2 MAXWELL HAIRSTON\*, 2022-present
Mike Edwards, 2018-18
Darryl Bishop, 1971-73
Greg Long, 1978-81

\*Hairston is only player in UK history to have two in one game and is tied with Owens at 2 for the most in a season in school-history.

NCAA Passing Yards, Career, Active Leaders (FBS)

- 1. 15,516 Sam Hartman (Notre Dame)
.....
23. 9,041 DEVIN LEARY (KENTUCKY)

NCAA Rushing Yards, Career, Active Leaders (FBS)

- 1. 3,927 Frank Gore (Southern Miss)
2. 3,720 Marquez Cooper (Ball State)
3. 3,629 Kimani Vidal (Troy)
4. 3,487 RAY DAVIS (KENTUCKY)
5. 3,380 Blake Corum (Michigan)

NCAA Receiving Yards, Career, Active Leaders (FBS)

- 1. 4,168 Jacob Cowing (Arizona)
.....
17. 2,553 TAYVION ROBINSON (KENTUCKY)

NCAA Kickoff Return Touchdowns, Career, Active Leaders (FBS)

- T1. 3 Sean Tyler, 41 returns (Minnesota)
3 Brian Battie, 73 returns (Auburn)
3 Jayden Harrison, 57 returns (Marshall)
T3. 2 BARION BROWN, 27 returns (KENTUCKY)

Most Field Goals Among Active Players in the FBS

- 1. Harrison Mevis Missouri 84
2. Brandon Talton Nevada 81
3. Will Reichard Alabama 78
4. Jonah Dalmas Boise St. 72
5. Griffin Kell TCU 59
6. Alex McNulty Buffalo 59
...
T9. ALEX RAYNOR KENTUCKY 54

Most INT Return for TD Among Active Players in the FBS

- 1. Teja Young Ole Miss 4
2. Reddy Steward Troy 3
3. Cooper DeJean Iowa 3
3. M.J. Devonshire Pittsburgh 3
T5. MAX HAIRSTON KENTUCKY 2





# Running Toward History

Kentucky running back Ray Davis is barreling down on one of the greatest seasons in program history for a ball carrier:

## 1,000-Yard Rushing Seasons

#	Player	Years	Att	Yards	Avg.	TD
1.	Moe Williams	1995	294	1,600	5.4	17
2.	Lynn Bowden Jr.	2019	185	1,468	7.9	13
3.	Benny Snell Jr.	2018	289	1,449	5.0	16
4.	Artose Pinner	2002	283	1,414	5.0	13
5.	Chris Rodriguez Jr.	2021	225	1,379	6.1	8
6.	Benny Snell Jr.	2017	262	1,333	5.1	19
7.	Mark Higgs	1987	193	1,278	6.6	10
8.	Sonny Collins	1973	224	1,213	5.4	13
9.	Boom Williams	2016	171	1,170	6.8	7
10.	Sonny Collins	1975	248	1,150	4.6	5
11.	Benny Snell Jr.	2016	186	1,091	5.9	13
12.	George Adams	1984	253	1,085	4.2	13
13.	Rafael Little	2005	197	1,045	5.3	9
14.	Rafael Little	2007	190	1,013	5.3	3
	<b>Ray Davis</b>	<b>2023</b>	<b>172</b>	<b>990</b>	<b>5.8</b>	<b>12</b>

## Points Scored, Season

#	Player	Year	Points
1.	Benny Snell Jr.	2017	116 (19 TD, 1 Conv.)
2.	Austin MacGinnis	2014	104 (21 FG, 41 PAT)
3.	<b>Ray Davis</b>	<b>2023</b>	<b>102 (17 TD)</b>
	Austin MacGinnis	2017	102 (22 FG, 36 PAT)
	Moe Williams	1995	102 (17 TD)
5.	Lones Seiber	2007	99 (16 FG, 51 PAT)

## Total Touchdowns, Season

#	Player	Year	TDs
1.	Benny Snell Jr.	2017	19
2.	Moe Williams	1995	17
	<b>Ray Davis</b>	<b>2023</b>	<b>17</b>
4.	Benny Snell Jr.	2018	16
5.	Randall Cobb	2009	15
	Artose Pinner	2002	15
	Craig Yeast	1998	15

## Rushing Touchdowns, Season

#	Player	Year	TDs
1.	Benny Snell Jr.	2017	19
2.	Moe Williams	1995	17
3.	Benny Snell Jr.	2018	16
4.	Lynn Bowden Jr.	2019	13
	Benny Snell Jr.	2016	13
	Artose Pinner	2002	13
	George Adams	1984	13
	Derrick Ramsey	1977	13
	Sonny Collins	1973	13
	<b>Ray Davis</b>	<b>2023</b>	<b>12</b>

## Most Rushing Yards, Game


299	Moe Williams vs. S. Carolina (40), Sept. 23, 1995
284	Lynn Bowden Jr. vs. Louisville (22), Nov. 30, 2019
<b>280</b>	<b>Ray Davis vs. Florida, Sept. 30, 2023</b>
272	Moe Williams vs. Cincinnati (40), Nov. 11, 1995
238	Moe Williams vs. Miss.St. (35), Oct. 28, 1995
	Ivy Joe Hunter vs. Vanderbilt (30), Nov. 8, 1986

## Most Touchdowns Scored, Game

4	Ray Davis vs. Florida, Sept. 30, 2023
	14 others

## Davis, Rushing, Game-by-Game, 2023

Yards	Opponent	Rush TD	Date
280	Florida	3	Sept. 30, 2023
128	Missouri	0	Oct. 14, 2023
112	Ball State	2	Sept. 2, 2023
80	Mississippi State	0	Nov. 4, 2023
78	Vanderbilt	2	Sept. 23, 2023
72	Akron	1	Sept. 16, 2023
61	South Carolina	1	Nov. 18, 2023
59	Georgia	0	Oct. 7, 2023
52	Eastern Kentucky	0	Sept. 9, 2023
42	Tennessee	1	Oct. 28, 2023
26	Alabama	2	Nov. 11, 2023



**HEAD COACH MARK STOOPS / 11TH SEASON / IOWA, 1989**

*"I think Mark Stoops is the best program builder in all of college football right now."*

*-- Tom Luginbill, ESPN National Recruiting Director and on-air game analyst, in December 2021*

The 2022 season marked yet another year of achievement for Coach Mark Stoops and the Kentucky football program.

When the Wildcats took on Iowa in the TransPerfect Music City Bowl in December of 2022, it extended a school-record streak of seven-consecutive bowl games, all under Stoops. Kentucky reached the postseason by posting a 7-5 record, the sixth-consecutive season (not including the Covid-shortened 2020 season) that UK has won at least seven games.

Stoops has personal milestones as well as he enters his 11th season at Kentucky, longest term of any coach in school history. The Wildcats' victory at Florida in 2022 was Stoops' 61st win, breaking the school record of 60 held by Paul "Bear" Bryant.

Called "the best program builder in all of college football" a year ago by ESPN analyst Tom Luginbill, Stoops' success hasn't come easily.

Inheriting a program that was 2-10 the year before he arrived, Stoops' rebuilding efforts took time. Two games into the 2016 season his record was 12-26, but the program 60-37 (.619) record since then (2016 - present).

In addition to this season's achievements, a partial accounting of Stoops' exploits features:

- Four straight bowl wins – the Citrus Bowl on Jan. 1, 2022, the 2020 Gator Bowl, the 2019 Belk Bowl and the Citrus Bowl on Jan. 1, 2019 – first time in school history that UK won four straight bowls
- A school-record 20-game win streak against nonconference competition (2018-22), which was the nation's longest active streak at the time.
- First win at Tennessee since 1984 (2020)
- First New Year's Day Bowl win since 1951 (2018 season)
- First 10-win season since 1977 (2018)
- First SEC Coach of the Year since 1983 (2018)
- First final poll ranking since 1984 (2018)
- First bowl win since 2008 (2018)
- First win vs. Florida since 1986 (2018)
- First bowl appearance since 2010 (2016)



## STOOPS AND CO. MAKING A HIT IN RECRUITING

Now in his 11th season at the helm of the Kentucky football program, head coach Mark Stoops and his staff have been making noise on the recruiting trail. Kentucky's 11 classes under Stoops have ranked in the top 50 by all four major recruiting services. Below is a look at UK's recruiting success under Stoops and Co.

Kentucky's Signing Day class for 2022 was UK's highest-rated class in the available history of recruiting rankings. (Note: these rankings are based on UK's 20 signees, 19 high school and one junior college, and did not include four-year college transfers Tashawn Manning and Tayvion Robinson.)

Outlet	2013	2014	2015	2016	2017	2018	2019	2020	2021	2022	2023
Rivals	#29	#17	#35	#29	#26	#30	#30	#20	#45	#10	#23
ESPN	#36	#20	#43	#34	#30	#36	#36	#23	#40	#13	#34
247Sports	#41	#23	#38	#34	#29	#38	#34	#22	#39	#11	#27

Several of Stoops' players have also won All-America accolades, along with honors such as the Bronko Nagurski Award, Chuck Bednarik Award, Paul Hornung Award, Ronnie Lott Trophy, Ray Guy Award, Danny Wuerffel Trophy, Jason Witten Man of the Year, Pop Warner Award, Academic All-America and National Good Works Team.

Off the field, Stoops has been active in fundraising and events for the UK Children's Hospital and he was named Honorary Coach of the 2022 National Good Works Team.

The bountiful crop of victories and honors are the fruit of the last seven seasons, but the harvest didn't come easily. Arriving in 2013, taking over a team that had gone 2-10 the season before, it took three years of plowing, planting and growing before the results came.

Stoops earned his first bowl game as head coach in 2016, when the Wildcats overcame an 0-2 start to go 7-3 down the stretch and advance to the TaxSlayer Gator Bowl. UK duplicated seven wins in 2017, playing in the Franklin-American Mortgage Music City Bowl.

Led by linebacker Josh Allen, the National Defensive Player of the Year, and Benny Snell Jr., the school's all-time leading rusher, the 2018 squad went 10-3. It was UK's best season in 41 years, topped by a win over Penn State in the VRBO Citrus Bowl. It was only the third 10-win season in school history.

In addition, the 2018 campaign featured a win at Florida -- the Wildcats' first victory over the Gators in 32 years -- resulting in UK being named the National Team of the Week by the Football Writers Association of America. The regular season concluded with a 56-10 win at in-state rival Louisville, the largest margin of victory in the history of the Governor's Cup series.

UK was No. 11 in the final *USA Today* coaches' poll and No. 12 in the final Associated Press tabulation, the school's first appearance in the final rankings since 1984. The 2018 season also

continued a remarkable trend -- since Stoops took over as coach of the Cats in 2013, UK was the only school in the nation that tied or improved its win total in six straight seasons.

CollegeFootballNews.com listed Stoops as the best coaching performance of the season and he was named Southeastern Conference Coach of the Year by The Associated Press, Athlon Sports and the league coaches.

The 2019 season was one of the most unusual in school history. A succession of injuries decimated the quarterbacks and Stoops turned to wide receiver Lynn Bowden Jr. to man the QB position. Running the ball almost exclusively, UK went 6-2 down the stretch and closed the season with four straight wins, topped by a dramatic come-from-behind Belk Bowl win over Virginia Tech when Bowden threw the game-winning touchdown pass with only 15 seconds remaining.

Stoops followed with the Covid-shortened 2020 season that was capped by a Gator Bowl win over No. 23 North Carolina State.

The momentum continued in 2021 with another 10-win season -- the second under Stoops and only the fourth in school history -- capped by a dramatic come-from-behind win over Iowa in the Vrbo Citrus Bowl.

How has Stoops accomplished all of this? The coach would tell you that there's been nothing magical about the process.

True to his blue-collar roots in Youngstown, Ohio, the methodical advancement made by Stoops' teams is a reflection of the coach's rock-steady work ethic, tireless recruiting, and ability to adapt.

Stoops came to Kentucky from Florida State, where he was defensive coordinator from 2010-12. He inherited a unit ranked 108th in the nation in total defense and turned it into one of the nation's best. In the 2012 season, the Seminoles were second in the nation in total defense, allowing 254.1 yards per game, and sixth nationally in scoring defense at 14.7

points per game. Playing well against the run and the pass, FSU was third in the country in rushing defense and led the nation in pass defense. FSU led the ACC in seven defensive categories. Stoops also coached the defensive backs under head coach Jimbo Fisher.

Eight Seminoles on defense earned 2012 All-ACC honors, including four first-team selections, highlighted by one of the nation's top defensive end duos in Bjoern Werner and Cornellius Carradine, who combined for 24 sacks and 31 tackles for loss. Werner was a finalist for the 2012 Bronko Nagurski Award as the National Defensive Player of the Year and was among the national leaders in sacks with 13. Stoops also coached cornerback Ronald Darby to ACC Defensive Rookie of the Year. The Seminoles' prowess was a continuation of the 2011 season, when Stoops' defenders led the nation in fewest yards allowed per carry (2.3), ranked fourth in the nation in total defense (275 yards per game), second in rushing defense (82.7 ypg), fourth in scoring defense (15.1 points per game), and eighth in tackles for loss (8.6 per game) and quarterback sacks (3.1 per game). FSU led the ACC in eight defensive categories.

Stoops overhauled the Florida State defense in 2010, his first season as defensive coordinator. The Seminoles gave up 19.6 points per game, third-best in the ACC and 20th nationally. FSU ranked 42nd nationally in total defense that season; in contrast, the team was 108th nationally in total defense and 94th in scoring defense in 2009, the year before Stoops' arrival. FSU improved its overall defense by more than 80 yards per game, primarily by limiting opponents to 75 fewer rushing yards per game. The Seminoles ranked third in the nation in quarterback sacks and were 21st in tackles for loss. In the secondary, Stoops coached Xavier Rhodes to ACC Defensive Rookie of the Year honors and National Defensive Freshman of the Year accolades. During Stoops' three seasons, FSU



went 10-4, 9-4 and 12-2, including wins over South Carolina in the 2010 Chick-fil-A Bowl, Notre Dame in the 2011 Champs Sports Bowl and Northern Illinois in the 2013 Orange Bowl.

Stoops was defensive coordinator and DBs coach at Arizona from 2004-09, working for his brother, Mike, who was head coach of the Wildcats. During Mark's time there, Arizona's records improved steadily, going 3-8, 3-8, 6-6, 5-7, 8-5 and 8-5. The Wildcats advanced to the Las Vegas Bowl and Holiday Bowl during the last two years.

Stoops inherited an Arizona unit that was 109th in the nation in total defense and 107th in scoring defense in 2003, the year before he arrived. By the end of his term at Arizona, the Wildcats ranked in the nation's top 25 in total defense his final two seasons and ranked as high as 33rd in scoring defense.

Mark and Mike are also brothers of Bob Stoops, who spent 18 years as the Oklahoma head coach and has been elected to the College Football Hall of Fame. The eldest Stoops brother, Ron Jr., is retired after coaching at Youngstown State. Mark and Mike have reunited in Lexington, as Mike joined the UK staff in 2022 as inside linebackers coach.

Prior to Arizona, Mark Stoops coached the defensive backs three years at Miami (Fla.). The 2001 national champion Hurricanes led the nation in pass efficiency defense, scoring defense and turnover margin. That team also established a school record with 27 interceptions and 45 total takeaways.

Stoops' 2002 secondary led the nation in pass defense and pass efficiency defense. Despite having to replace all four starters in the defensive backfield, the 2003 team led the nation in pass defense. In his three seasons, Miami went 35-3, including the 12-0 Rose Bowl title campaign, plus appearances in the Fiesta and Orange bowls. Ten Miami defensive backs who played at least one season under Stoops were eventually selected in the National Football League draft – seven in the first round.

Stoops got his first experience in leading a defense as co-defensive coordinator at Houston in the 2000 season. He coached the secondary at Wyoming from 1997-99 and the Cowboys notched three straight winning seasons. A highlight of his time there was a school-record 24 interceptions in the '97 season. His first full-time coaching job was in 1996 at South Florida, helping USF in the start-up of its program before the Bulls had their first kickoff in '97.

Stoops has recruited and developed numerous outstanding defensive backs, many of whom went on to National Football League careers. Among the notables are Antoine Cason

and Michael Johnson at Arizona, Miami's Philip Buchanon, Kelly Jennings, Brandon Meriweather, Ed Reed, Antrel Rolle, Mike Rumph and Sean Taylor and Wyoming's Brian Lee.

Stoops was raised in Youngstown, Ohio. As did brothers Bob and Mike, Mark played in the secondary at the University of Iowa for Hall of Fame coach Hayden Fry. He participated in four bowl games as a player. Fry hired Stoops as a graduate assistant coach at Iowa in the 1990 and '91 seasons. The Hawkeyes won the 1990 Big Ten title and played in the Rose Bowl, duplicating feats Stoops also achieved as a player. Stoops went on to coach four years in high school before entering the collegiate ranks.

Stoops has two sons, Will and Zack.

STOOPS VS. ALL OPPONENTS

Table with 2 columns: Opponent and Record. Lists opponents like AKRON, ALABAMA, BALL STATE, etc., with their respective records.

STOOPS' PROGRAM RECORDS

Most Wins By A Head Coach, School History

- 1. 72 Mark Stoops (2013-Present)
2. 60 Paul 'Bear' Bryant (1946-1953)
3. 47 Fran Curci (1973-1981)
4. 41 Jerry Claiborne (1982-1989)
41 Blanton Collier (1954-1961)
6. 39 Rich Brooks (2003-2009)
7. 32 Harry Gamage (1927-1933)
8. 26 Bill Curry (1990-1996)

Most Wins By A Head Coach At Kroger Field

- 1. 50 Mark Stoops (2013-Present)
2. 33 Paul 'Bear' Bryant (1946-1953)
3. 32 Jerry Claiborne (1982-1989)
4. 29 Fran Curci (1973-1981)
5. 25 Rich Brooks (2003-2009)





**THE MARK STOOPS COACHING FILES**

Year	School	Position	W-L	SEC	Bowl
1990	Iowa	Graduate Assistant	8-4		Rose
1991	Iowa	Graduate Assistant	10-1-1		Holiday
1992-95	Nordonia HS	Defensive Backs			
1996	South Florida	Defensive Backs	0-0		
1997	Wyoming	Defensive Backs	7-6		
1998	Wyoming	Defensive Backs	8-3		
1999	Wyoming	Defensive Backs	7-4		
2000	Houston	Co-Defensive Coord., Safeties	3-8		
2001	Miami (Fla.)	Defensive Backs	12-0		Rose
2002	Miami (Fla.)	Defensive Backs	12-1		Fiesta
2003	Miami (Fla.)	Defensive Backs	11-2		Orange
2004	Arizona	Defensive Coordinator, DBs	3-8		
2005	Arizona	Defensive Coordinator, DBs	3-8		
2006	Arizona	Defensive Coordinator, DBs	6-6		
2007	Arizona	Defensive Coordinator, DBs	5-7		
2008	Arizona	Defensive Coordinator, DBs	8-5		Las Vegas
2009	Arizona	Defensive Coordinator, DBs	8-5		Holiday
2010	Florida State	Defensive Coordinator, DBs	10-4		Chick-fil-A
2011	Florida State	Defensive Coordinator, DBs	9-4		Champs Sports
2012	Florida State	Defensive Coordinator, DBs	12-2		Orange
2013	Kentucky	Head Coach	2-10	0-8	
2014	Kentucky	Head Coach	5-7	2-6	
2015	Kentucky	Head Coach	5-7	2-6	
2016	Kentucky	Head Coach	7-6	4-4	TaxSlayer
2017	Kentucky	Head Coach	7-6	4-4	Music City
2018	Kentucky	Head Coach	10-3	5-3	Citrus
2019	Kentucky	Head Coach	8-5	3-5	Belk
2020	Kentucky	Head Coach	5-6	4-6	TaxSlayer Gator
2021	Kentucky	Head Coach	10-3	5-3	Vrbo Citrus
2022	Kentucky	Head Coach	7-6	3-5	Music City
2023	Kentucky	Head Coach	6-5	3-5	
<b>Overall</b>	<b>Head Coach</b>		<b>72-64</b>	<b>35-55</b>	

**STOOPS' NFL DRAFT PICKS**

Name	Year	Rd	Pick	Overall	Team
Avery Williamson	2014	5	11	151	Titans
Bud Dupree	2015	1	22	22	Steelers
Za'Darius Smith	2015	4	23	122	Ravens
Josh Forrest	2016	6	15	190	Rams
Josh Allen	2019	1	7	7	Jaguars
Lonnie Johnson	2019	2	22	54	Texans
Mike Edwards	2019	3	35	99	Bucs
Benny Snell Jr.	2019	4	19	122	Steelers
George Asafo-Adjei	2019	7	18	232	Giants
Lynn Bowden Jr.	2020	3	16	80	Raiders
Logan Stenberg	2020	4	15	121	Lions
Jamin Davis	2021	1	19	19	Washington
Kelvin Joseph	2021	2	12	44	Cowboys
Quinton Bohanna	2021	6	8	192	Cowboys
Brandin Echols	2021	6	16	200	Jets
Landon Young	2021	6	22	206	Saints
Phil Hoskins	2021	7	3	232	Panthers
W. Robinson	2022	2	11	43	Giants
Josh Paschal	2022	2	14	46	Lions
Luke Fortner	2022	3	1	65	Jaguars
Darian Kinnard	2022	5	2	145	Chiefs
Will Levis	2023	2	2	33	Titans
Chris Rodriguez	2023	6	16	193	Washington
Carrington Valentine	2023	7	15	232	Packers



## STOOPS YEAR-BY-YEAR

### 2013 – Won 2, Lost 10

26	WKU*	35	Nashville	Aug. 31
41	Miami (Ohio)	7	Lexington	Sept. 7
13	Louisville	27	Lexington	Sept. 14
7	Florida*	24	Lexington	Sept. 28
28	South Carolina*	35	Columbia	Oct. 5
7	Alabama*	48	Lexington	Oct. 12
22	Mississippi State*	28	Starkville	Oct. 24
48	Alabama State*	14	Lexington	Nov. 2
17	Missouri	48	Lexington	Nov. 9
6	Vanderbilt	22	Nashville	Nov. 16
17	Georgia*	59	Athens	Nov. 23
13	Tennessee*	27	Lexington	Nov. 30

**246** **374**  
**COACH:** Mark Stoops  
**CAPTS:** Avery Williamson and game captains

### 2014 – Won 5, Lost 7

59	UT Martin	14	Lexington	Aug. 30
20	Ohio	3	Lexington	Sept. 6
30	Florida* (3 OT)	36	Gainesville	Sept. 13
17	Vanderbilt	7	Lexington	Sept. 27
45	South Carolina*	38	Lexington	Oct. 4
48	ULM	14	Lexington	Oct. 11
3	LSU*	41	Baton Rouge	Oct. 18
31	Mississippi State	45	Lexington	Oct. 25
10	Missouri	20	Columbia	Nov. 1
31	Georgia	63	Lexington	Nov. 8
16	Tennessee	50	Knoxville	Nov. 15
40	Louisville	44	Louisville	Nov. 29

**350** **375**  
**COACH:** Mark Stoops  
**CAPTS:** Javess Blue, Alvin "Bud" Dupree, Za'Darius Smith, Jordan Swindle

### 2015 – Won 5, Lost 7

40	UL Lafayette*	33	Lexington	Sept. 5
26	South Carolina*	22	Columbia	Sept. 12
9	Florida*	14	Lexington	Sept. 19
21	Missouri*	13	Lexington	Sept. 26
34	Eastern Ky. (OT)*	27	Lexington	Oct. 3
27	Auburn*	30	Lexington	Oct. 15
16	Mississippi State*	42	Starkville	Oct. 24
21	Tennessee*	52	Lexington	Oct. 31
3	Georgia	27	Athens	Nov. 7
17	Vanderbilt	21	Nashville	Nov. 14
58	Charlotte*	10	Lexington	Nov. 21
24	Louisville	38	Lexington	Nov. 28

**296** **329**  
**COACH:** Mark Stoops  
**CAPTS:** Farrington Huguenin, Josh Forrest, Patrick Towles, Jordan Swindle, Melvin Lewis, A.J. Stamps

### 2016 – Won 7, Lost 6

35	Southern Miss*	44	Lexington	Sept. 3
7	Florida	45	Gainesville	Sept. 10
62	New Mexico St.	42	Lexington	Sept. 17
17	South Carolina*	10	Lexington	Sept. 24
6	Alabama*	34	Tuscaloosa	Oct. 1
20	Vanderbilt	13	Lexington	Oct. 8
40	Mississippi State*	38	Lexington	Oct. 22
35	Missouri	21	Columbia	Oct. 29
24	Georgia*	27	Lexington	Nov. 5
36	Tennessee	49	Knoxville	Nov. 12
49	Austin Peay	13	Lexington	Nov. 19
41	Louisville	38	Louisville	Nov. 26

**TAXSLAYER BOWL**  
**18** Georgia Tech **33** Jacksonville **Dec 31**  
**390** **407**  
**COACH:** Mark Stoops  
**CAPTS:** Jon Toth, Courtney Miggins, Courtney Love, Jeff Badet, Jojo Kemp, Marcus McWilson

### 2017 – Won 7, Lost 6

24	Southern Miss	17	Hattiesburg	Sept. 2
27	Eastern Ky.	16	Lexington	Sept. 9
23	South Carolina*	13	Columbia	Sept. 16
27	Florida*	28	Lexington	Sept. 23
24	Eastern Mich.	20	Lexington	Sept. 30
40	Missouri*	34	Lexington	Oct. 7
7	Mississippi State	45	Starkville	Oct. 21
29	Tennessee*	26	Lexington	Oct. 28
34	Ole Miss	37	Lexington	Nov. 4
44	Vanderbilt	21	Nashville	Nov. 11
13	Georgia	42	Athens	Nov. 18
17	Louisville	44	Lexington	Nov. 25

**FRANKLIN AMERICAN MORTGAGE MUSIC CITY BOWL**  
**23** Northwestern **24** Nashville **Dec. 29**  
**332** **367**  
**COACH:** Mark Stoops  
**CAPTS:** Mike Edwards, Nick Haynes, Stephen Johnson, Courtney Love, Garrett Johnson, Charles Walker

### 2018 – Won 10, Lost 3

35	Central Michigan	20	Lexington	Sept. 1
27	Florida*	16	Gainesville	Sept. 8
48	Murray State	10	Lexington	Sept. 15
28	Mississippi State*	7	Lexington	Sept. 22
24	South Carolina*	10	Lexington	Sept. 29
14	Texas A&M (OT)*	20	College Station	Oct. 6
14	Vanderbilt*	7	Lexington	Oct. 20
15	Missouri	14	Columbia	Oct. 27
17	Georgia	34	Lexington	Nov. 3
7	Tennessee	24	Knoxville	Nov. 10
34	Middle Tennessee	23	Lexington	Nov. 17
56	Louisville*	10	Louisville	Nov. 24

**VRBO CITRUS BOWL**  
**27** Penn State **24** Orlando **Jan. 1**  
**346** **219**  
**COACH:** Mark Stoops  
**CAPTS:** Josh Allen, George Asafo-Adjei, C.J. Conrad, Kash Daniel, Mike Edwards, Benny Snell Jr.

### 2019 – Won 8, Lost 5

38	Toledo	24	Lexington	Aug. 31
38	Eastern Michigan*	17	Lexington	Sept. 7
21	Florida*	29	Lexington	Sept. 14
13	Mississippi State	28	Starkville	Sept. 21
7	South Carolina*	24	Columbia	Sept. 28
24	Arkansas*	20	Lexington	Oct. 12
0	Georgia*	21	Athens	Oct. 19
29	Missouri*	7	Lexington	Oct. 26
13	Tennessee*	17	Lexington	Nov. 9
38	Vanderbilt	14	Nashville	Nov. 16
50	UT Martin	7	Lexington	Nov. 23
45	Louisville	13	Lexington	Nov. 30

**BELK BOWL**  
**37** Virginia Tech **30** Charlotte **Dec. 31**  
**353** **251**  
**COACH:** Mark Stoops  
**CAPTS:** Lynn Bowden Jr., Kash Daniel, Logan Stenberg, Terry Wilson, Josh Paschal

### # 2020 – Won 5, Lost 6

13	Auburn	29	Auburn	Sept. 26
41	Ole Miss (OT)	42	Lexington	Oct. 3
24	Mississippi State*	2	Lexington	Oct. 10
34	Tennessee	7	Knoxville	Oct. 17
10	Missouri	20	Columbia	Oct. 24
3	Georgia	14	Lexington	Oct. 31
38	Vanderbilt	35	Lexington	Nov. 14
3	Alabama	63	Tuscaloosa	Nov. 21
10	Florida	34	Gainesville	Nov. 28
41	South Carolina*	18	Lexington	Dec. 5

**TAXSLAYER GATOR BOWL**  
**23** North Carolina St. **21** Jacksonville **Jan. 2**  
**240** **285**  
**COACH:** Mark Stoops  
**CAPTS:** Josh Ali, Quinton Bohanna, Yusuf Corker, Max Duffy, Drake Jackson, Josh Paschal, DeAndre Square, Boogie Watson, Terry Wilson and Landon Young

# Due to COVID 19, 2020 was a 10-game SEC-only schedule

### 2021 – Won 10, Lost 3

45	ULM	10	Lexington	Sept. 4
35	Missouri*	28	Lexington	Sept. 11
28	Chattanooga	23	Lexington	Sept. 18
16	South Carolina*	10	Columbia	Sept. 25
20	Florida*	13	Lexington	Oct. 2
42	LSU*	21	Lexington	Oct. 9
13	Georgia	30	Athens	Oct. 16
17	Mississippi State*	31	Starkville	Oct. 30
42	Tennessee*	45	Knoxville	Nov. 6
34	Vanderbilt*	17	Nashville	Nov. 13
56	New Mexico State	16	Lexington	Nov. 20
52	Louisville*	21	Louisville	Nov. 27

**VRBO CITRUS BOWL**  
**20** Iowa **17** Orlando **Jan. 1**  
**COACH:** Mark Stoops  
**CAPTS:** Josh Ali, Yusuf Corker, DeAndre Square, Luke Fortner, Marquan McCall, Will Lewis, Josh Paschal and Chris Rodriguez Jr.

\* indicates night game

### 2022 – Won 7, Lost 6

37	Miami (Ohio)*	13	Lexington	Sept. 3
26	Florida*	16	Gainesville	Sept. 10
31	Youngstown State	0	Lexington	Sept. 17
31	Northern Illinois*	23	Lexington	Sept. 24
19	Ole Miss	22	Oxford	Oct. 1
14	South Carolina*	24	Lexington	Oct. 8
27	Mississippi State*	17	Lexington	Oct. 15
6	Tennessee*	44	Knoxville	Oct. 29
21	Missouri	17	Columbia	Nov. 5
21	Vanderbilt	24	Lexington	Nov. 12
6	Georgia	16	Lexington	Nov. 19
26	Louisville	13	Lexington	Nov. 26

**TRANSPECT MUSIC CITY BOWL**  
**0** Iowa **21** Nashville **Dec. 31**  
**COACH:** Mark Stoops  
**CAPTS:** Will Lewis, Jordan Wright, Chris Rodriguez Jr., Deandre Square, JJ Weaver, Jacquez Jones, and Kenneth Horsey

### 2023 – Won 6, Lost 5

44	Ball State	14	Lexington	Sept. 2
28	Eastern Kentucky	17	Lexington	Sept. 9
35	Akron*	3	Lexington	Sept. 16
45	Vanderbilt	28	Nashville	Sept. 23
33	Florida	14	Lexington	Sept. 30
13	Georgia*	51	Athens	Oct. 7
21	Missouri*	38	Lexington	Oct. 14
27	Tennessee*	33	Lexington	Oct. 28
24	Mississippi State*	3	Starkville	Nov. 4
21	Alabama	49	Lexington	Nov. 11
14	South Carolina	17	Columbia	Nov. 18

**CAPTS:** Zion Childress, Eli Cox, Kenneth Horsey, Devin Leary, Deone Walker, Trevin Wallace, J.J. Weaver  
\* indicates night game



# ASSISTANT COACHES



## FRANK BUFFANO

### SAFETIES

Frank Buffano was hired in March of 2020 after serving seven years as the director of football operations at UK. He assists Chris Collins with the defensive backs and works primarily with the safeties. In 2022, he also was the co-special teams coordinator.

Prior to Kentucky, Buffano was a secondary coach and linebackers coach at Youngstown State. He began his career at Arizona under Mike Stoops, serving as a defensive graduate assistant coach his last two seasons after three years of working as a video graduate assistant with the Wildcats.

2008-09	Defensive Grad Assistant	Arizona
2010	Secondary	Youngstown State
2011-12	Linebackers	Youngstown State
2020	Safeties	Kentucky
2021-2022	Safeties/Co-Special Teams Coordinator	Kentucky



## JAY BOULWARE

### RUNNING BACKS/SPECIAL TEAMS

Jay Boulware is the newest member to Kentucky's coaching staff. Hired on Dec. 12, 2022, he brings a plethora of success to the Commonwealth as he has more than 25 years of coaching experience and has been a part of 16 teams that advanced to bowl games. Most recently, he served as an offensive intern in the National Football League for the Pittsburgh Steelers, working specifically with the running backs, including UK's all-time leading rusher, Benny Snell Jr.

Before the Steelers, he served as the associate head coach for special teams and tight ends coach at Texas, his alma mater, helping the No. 19 Longhorns finish 7-3 overall and capture the Alamo Bowl title in 2020.

He also spent seven years at Oklahoma, working under then-head coach Bob Stoops from 2013-16 and Lincoln Riley from (2017-19) and had stints at Auburn, Utah, Stanford, Arizona and Northern Illinois.

Boulware was an offensive lineman at Texas before entering the coaching ranks.

1994-95	Student Assistant	Texas	Sun ('94), Sugar ('95)
1996	Graduate Assistant	Texas	Fiesta ('96)
1997-2000	Tight Ends/Co-Offensive Line	Northern Illinois	
2001-03	Tight Ends/Running Backs/Offensive Line	Arizona	
Summer of 2004	NFL Minority Coaching Fellowship Program	San Francisco 49ers	
2004	Running Backs	Stanford	
2005-06	Tight Ends/Co-Special Teams	Utah	Emerald ('05), Armed Forces ('06)
2007-08	Running Backs/Special Teams	Iowa State	
2009-12	Tight Ends/Special Teams	Auburn	Outback ('09), BCS Championship ('10), Chick-fil-A ('11)
2013-19	Running Backs/Special Teams	Oklahoma	Sugar ('13), Russell Athletic ('14), Or-ange ('15), Sugar ('16), Rose ('17), Orange ('18), Peach ('19)
Summer of 2014	NFL Minority Coaching Fellowship Program	New Orleans Saints	
2020	Assoc. Head Coach/Tight Ends/Special Teams	Texas	Alamo ('20)
2021	Offensive Intern	Pittsburgh Steelers	



## LIAM COEN

### OFFENSIVE COORDINATOR/QBS

Liam Coen is in his second season at Kentucky, the first in his current term as the offensive coordinator and quarterbacks coach. He returned to the Bluegrass in 2023 after serving one season as the offensive coordinator with the Los Angeles Rams.

Before Kentucky, Coen spent three years on the Rams' staff from 2018-20. He served as assistant wide receivers coach in 2018 and 2019 before taking on assistant quarterbacks coach in 2020, when he helped Jared Goff post his fourth-consecutive season with 3,800 or more passing yards.

Coen played collegiate football at UMass and had an illustrious career as a four-year starter at quarterback from 2005-08. He set nearly every career UMass passing record, including most yards gained (11,031), highest passing efficiency (152.92), completion percentage (63.9), completions (830) and touchdowns (90).

2010	Quarterbacks Coach	Brown
2011	Quarterbacks Coach	Rhode Island
2012-13	Quarterbacks Coach	Brown
2014-15	Pass Game Coord./QBs Coach	UMass
2016-17	Offensive Coordinator, QBs	Maine
2018-19	Assistant Wide Receivers Coach	Los Angeles Rams
2020	Assistant Quarterbacks Coach	Los Angeles Rams
2021	Offensive Coord./Quarterbacks Coach	Kentucky
2022	Offensive Coordinator	Los Angeles Rams
2023-present	Offensive Coord./Quarterbacks Coach	Kentucky



## CHRIS COLLINS

### DEFENSIVE BACKS

Chris Collins enters his third season at Kentucky coaching the defensive backs. Collins was hired in June of 2021 after four seasons as the safeties coach at Georgia State. He helped the Panthers advance to a bowl game in three of his four seasons.

Collins was a four-year letterwinner and two-year captain as a safety and outside linebacker at Western Carolina from 2006-09. He finished his career with 303 tackles, 19 tackles for loss, nine forced fumbles and five pass breakups.

2011-12	Defensive Assistant	Western Carolina
2013-14	Secondary / Special Teams Coordinator	Catawba
2015	Defensive Graduate Assistant	Appalachian State
2016	Assistant Linebackers Coach	Western Carolina
2017-18	Assistant Safeties Coach	Georgia State
2019-20	Assistant Safeties Coach / Recruiting Coordinator	Georgia State
2021-present	Kentucky	Defensive Backs





### VINCE MARROW

#### ASSOCIATE HEAD COACH/TIGHT ENDS/RECRUITING COORDINATOR

Vince Marrow, aka the "Big Dawg," enters his 11th season at Kentucky, currently handling the duties of associate head coach/tight ends coach/recruiting coordinator/NFL liaison.

Marrow's tight ends have been a big factor in UK producing six consecutive seasons of 2,000 or more rushing yards with at least one 1,000-yard rusher in five of those (Stanley "Boom" Williams -2016; Benny Snell Jr., - 2017, 2018; Lynn Bowden - 2019; Chris Rodriguez Jr. - 2021). Marrow also has been instrumental in UK signing 10 straight top-50 recruiting classes, including the highest-rated class in UK history in 2021.

Marrow had a professional playing career as a member of NFL rosters on five teams, including Buffalo, Carolina, New York Jets, Chicago and San Francisco. After his NFL days ended, Marrow played for the Frankfurt Galaxy of NFL Europe in 1998, earning all-league honors with 32 receptions for 345 yards. He also played for the Orlando Rage in the XFL in 2001.

He began his collegiate playing career at Youngstown State before transferring to Toledo. Marrow played two seasons at Toledo, earning second-team All-MAC honors in 1991 before being drafted by the Bills in 1992.

2005-06	Tackles, Tight Ends	Berlin (NFL Europe)
2006-07	Tackles, Tight Ends	Rhein (NFL Europe)
2008	Tight Ends	Toledo
2009	Head Coach	Holland HS
2010	Tight Ends	Omaha (United Football League)
2011-12	Graduate Assistant / Tight Ends	Nebraska
2013	Tight Ends	Kentucky
2014-18	Tight Ends, Recruiting Coordinator	Kentucky
2019-present	Associate Head Coach/Tight Ends	Kentucky



### ANWAR STEWART

#### DEFENSIVE LINE

Former Wildcat Anwar Stewart was named the defensive line coach at Kentucky in January of 2020. He returned to the Bluegrass after one season as the defensive line coach at Appalachian State.

Stewart is quite familiar with the Kentucky football program after playing linebacker/defensive end from 1996-99 under head coaches Bill Curry and Hal Mumme and having served as a student assistant and defensive assistant under head coach Mark Stoops from 2017-18.

During his playing days at Kentucky, he totaled 64 tackles, including nine tackles for loss and eight sacks, playing both linebacker and defensive end.

2014	Defensive Quality Control	Montreal Alouettes
2015	Defensive Ends	Montreal Alouettes
2016	Defensive Line	Montreal Alouettes
2017-18	Defensive Assistant	Kentucky
2019	Defensive Line	Appalachian State
2020-present	Defensive Line	Kentucky



### MIKE STOOPS

#### INSIDE LINEBACKERS

Mike Stoops, a 35-year collegiate coaching veteran who is the brother of head coach Mark Stoops, was named the inside linebackers coach in January of 2022. He replaced Jon Sumrall, who was named the head coach at Troy.

Mike Stoops most recently was at Florida Atlantic where he spent the 2021 season as the defensive coordinator and safeties coach. Prior to that, he spent two seasons (2019 and 2020) at Alabama as an analyst on Nick Saban's staff, highlighted by the 2020 national championship. He also was the assistant head coach and defensive coordinator at Oklahoma from 2012-18 and was the head coach at Arizona from 2004-11. He had a first term at Oklahoma from 1999-2003, including the 2000 national championship season.

1987	Graduate Assistant	Iowa
1988-91	Volunteer Assistant	Iowa
1992-95	Defensive Ends	Kansas State
1996	Co-Defensive Coordinator/Defensive Ends	Kansas State
1997	Co-Defensive Coordinator/Defensive Backs	Kansas State
1998	Asst. Head Coach/Co-Defensive Coordinator/Defensive Backs	Kansas State
1999-2003	Asst. Head Coach/Co-Defensive Coordinator/Defensive Backs	Oklahoma
2004-11	Head Coach	Arizona
2012-14	Asst. Head Coach/Defensive Coordinator/Defensive Backs	Oklahoma
2015-18	Asst. Head Coach/Defensive Coordinator/Outside Linebackers	Oklahoma
2019-20	Quality Control	Alabama
2021	Defensive Coordinator/Safeties	Florida Atlantic
2022-present	Inside Linebackers	Kentucky



### BRAD WHITE

#### DEFENSIVE COORDINATOR/OUTSIDE LINEBACKERS

Brad White is in his sixth season at Kentucky as the outside linebackers coach and fifth as the Cats' defensive coordinator. He was elevated to the DC position by head coach Mark Stoops in February of 2019.

White came to Kentucky after spending six years at the outside linebackers coach with the Indianapolis Colts.

A graduate of Wake Forest, White started at linebacker and finished his playing career with 227 tackles, 19.0 tackles for loss, 4.0 sacks and eight passes defended, while starting 34-of-35 games played. White was a three-time Academic All-ACC selection and was named to the 2004 CoSIDA Academic All-District III team.

2007-08	Defensive Graduate Assistant	Wake Forest
2009	Safeties	Murray State
2010-11	Inside Linebackers	Air Force
2012-13	Defensive Quality Control	Indianapolis (NFL)
2014	Assistant Linebackers	Indianapolis (NFL)
2015-17	Outside Linebackers	Indianapolis (NFL)
2018	Outside Linebackers	Kentucky
2019-present	Defensive Coordinator/Outside Linebackers	Kentucky





## SCOTT WOODWARD

### WIDE RECEIVERS

Scott Woodward is in his third season as the wide receivers coach.

Before coming to the Bluegrass, Woodward spent two seasons as a quality control coach at Pittsburgh. From 2015-18, he served as the tight ends coach at his alma mater, Massachusetts, and also served as an offensive analyst and worked with the quarterbacks and receivers.

Prior to UMass, had coaching stints at Fairleigh Dickinson-Florham (2013-15) and Westfield State (2010-13).

Woodward was a four-year letterman at quarterback for Massachusetts and played for the Minutemen's 2006 team that finished as the Division I-AA National Championship national runner-up.

2010-12	Offensive Graduate Assistant	Westfield State
2013-14	Offensive Coordinator/Quarterbacks	Fairleigh Dickinson
2015	Graduate Assistant/Wide Receivers	Massachusetts
2016	Offensive Analyst/Quarterbacks	Massachusetts
2017	Quarterbacks	Massachusetts
2018	Tight Ends	Massachusetts
2019-20	Offensive Quality Control	Pittsburgh
2021-present	Wide Receivers	Kentucky



## ZACH YENSER

### OFFENSIVE LINE

Zach Yenser was named the new offensive line coach at Kentucky in February of 2022 after three seasons as the assistant offensive line coach with the San Francisco 49ers.

Yenser, originally from Fort Mitchell, Kentucky, began his coaching career as a graduate assistant at his alma mater Troy University in 2007, working with special teams and the offensive linemen under former Wildcat and beloved UK assistant coach John Schlarman.

As a player at Troy, Yenser earned a starting spot at center from 2003-06. In 2006, as a senior team captain, he helped the Trojans win the Sun Belt Conference and the New Orleans Bowl, and was named a First-Team All-Sun Belt selection.

2007	Graduate Assistant - Offensive Line/Special Teams	Troy
2008	Offensive Line	Henderson State
2009	Offensive Line	Colquitt County High School
2010-11	Graduate Assistant - Offensive Line	Louisiana Tech
2012	Assistant Offensive Line	Louisiana Tech
2013-14	Offensive Line	California
2015-17	Offensive Line/Run Game Coordinator	Kansas
2018	Offensive Quality Control	Southern Methodist
2019-21	Assistant Offensive Line	San Francisco 49ers
2022-present	Offensive Line	Kentucky



2023 GAME REVIEWS

1

KENTUCKY 44, BALL STATE 14

SEPT. 2, 2023 • LEXINGTON, KY. KROGER FIELD (58,286)



Kentucky scored touchdowns on offense, defense and special teams on Saturday, beating Ball State 44-14 in the 2023 season opener at Kroger Field.

Quarterback Devin Leary, making his first start for Kentucky, connected on 18 of 31 passing for 241 yards with a touchdown and an interception. Running back Ray Davis, also wearing blue for the first time on Saturday, rushed for 112 yards and a pair of scores for the Cats.

Kentucky (1-0) had 357 yards of total offense in the game compared to just 295 for Ball State. The Cardinals

actually had more first downs than the Cats (18-16) but the Cats took advantage of both BSU turnovers, converting those into 10 points.

The Cats also got a defensive score on a 69-yard fumble recovery and return by Jalen Geiger, as well as a 99-yard kickoff return for a touchdown by Barion Brown.

Defensively, Trevin Wallace led the Cats with 12 tackles, while Alex Afari, Maxwell Hairston and D'Eryk Jackson each had eight stops.

On the first play from scrimmage, Leary connected with Dane Key over the middle for a 44-yard completion, quickly getting the Cats into BSU territory. But the drive stalled and UK settled for a 41-yard field goal from Alex Raynor, which was good, and Kentucky took an early 3-0 lead.

Ball State went three-and-out on its first drive but the Cardinals' punt pinned the Cats at their own six. Kentucky quickly dug itself out of that hole on a 26-yard run by Davis. But Kentucky was forced to punt, giving the ball back to Ball State with 8:40 still to play in the first quarter.

On the ensuing possession, the Cardinals drove into UK territory for the first time. Ball State would march 73 yards in 13 plays, ending with a one-yard quarterback sneak touchdown run by Layne Hatcher. Jackson Courville added the extra point and Ball State led 7-3 with 1:35 to play in the first.

Kentucky wasted little time getting into the Ball State red zone early in the second period. A 27-yard connection from Leary to Key, followed by a 16-yard completion to Tayvion Robinson, got the Cats to the BSU four yard line. A couple of plays later, Davis scored on a two-yard rush, his first touchdown as a Wildcat, to give UK the lead. Raynor added the PAT and Kentucky led 10-7 with 11:31 to play in the half.

Ball State drove into UK territory on its next possession before the UK defense made a big play. Hatcher completed a pass to Tanner Koziol, who was hit by UK's Afari, resulting in a fumble that Geiger scooped up and took 69 yards for a Kentucky touchdown. Raynor added the PAT and Kentucky grabbed a 17-7 advantage with 6:58 left in the half.

The UK defense forced another three-and-out on Ball State's next possession, forcing a Cardinals' punt. Kentucky took over at its own 45 with 4:35 to play in the half.

Kentucky would get into Ball State territory but, on fourth and three from the BSU 33, Leary was intercepted by Ball State's Tyler Potts to end the threat and give the Cardinals the ball back with 1:37 left in the half.

The UK defense would make another big play before the end of the half. BSU's Malcolm Gillie caught a pass from Hatcher but was hit by UK's Hairston, causing a fumble that was recovered by Jordan Lovett, giving Kentucky the ball at the BSU 31 with 1:22 left in the half.

Kentucky could do nothing with the ensuing possession, but the Cats got a 46-yard field goal from Raynor with 1:08 to play in the half to make it 20-7 UK.

Ball State got the ball back but Kentucky used its timeouts wisely and forced a Cardinals' punt. The Cats took over on their own 45 with 31 seconds to play. On the second play of the possession, Leary hit Barion Brown for 26 yards, getting the Cats to the BSU 29 with 17 seconds left in the half. On the final play of the half, Raynor connected on a 46-yard field goal, giving Kentucky a 23-7 lead at the half.

The Cardinals got the ball first in the third quarter. BSU got one first down and drove near midfield before being forced to punt. UK took over at its own 11 with 9:29 remaining in the third quarter.

Kentucky took over and put together an impressive scoring drive. The Cats marched 89 yards in seven plays, culminating when Leary found Key in the back of the end zone for a five-yard touchdown pass. Raynor added the point after and Kentucky led 30-7 with 6:43 left in the third.

Ball State answered with a scoring drive of its own. The Cardinals went 75 yards in 10 plays. The drive ended with a touchdown pass from Kaydin Semonza to Ty Robinson. Courville added the PAT to make it 30-14 with less than a minute to play in the third.

On the ensuing kickoff, Brown fielded the ball on the right hash at the one, went up the middle, and was off to the races, covering 99 yards for a kick return touchdown, the second of his young career. Raynor added the PAT and Kentucky led 37-14 with 28 seconds left in the period. That would be the score after three quarters.

In the fourth quarter, Ball State drove deep into Kentucky territory, eventually getting to the UK one yard line. But on fourth and goal, Semonza tried a quarterback sneak and was stuffed by UK's Keaten Wade and Trevin Wallace, foiling the scoring opportunity and giving the ball back to the Cats with 9:57 left in the game.

Kentucky would add a late score when Davis scampered 30 yards for his second touchdown of the game with just six seconds remaining. Raynor added the PAT to provide the final margin of victory.

SCORING SUMMARY

Table with 5 columns: Team, Points, Field Goals, Touchdowns, PATs. Rows for Ball State and Kentucky.

- 1st 13:17 Cats - #16 A.Raynor 41 yd FG, 5-51, 01:43 0-3
1st 01:35 Cards - #3 L.Hatcher 2 yd rush (#96 J.Courville kick), 13-73, 07:05 7-3
2nd 11:31 Cats - #1 R.Davis 2 yd rush (#16 A.Raynor kick), 11-70, 04:58 7-10
2nd 06:58 Cats - #4 J.Geiger 69 yd fumble return (#16 A.Raynor kick), 04:33 7-17
2nd 01:08 Cats - #16 A.Raynor 46 yd FG, 4-2, 00:14 7-20
2nd 00:00 Cats - #16 A.Raynor 46 yd FG, 4-26, 00:31 7-23
3rd 06:43 Cats - #6 D.Key 5 yd pass from #13 D.Leary (#16 A.Raynor kick), 7-89, 02:37 7-30
3rd 00:42 Cards - #2 T.Robinson 5 yd pass from #9 K.Semonza (#96 J.Courville kick), 10-75, 06:01 14-30
3rd 00:28 Cats - #7 B.Brown 99 yd kickoff return (#16 A.Raynor kick), 00:00 14-37
4th 00:06 Cats - #1 R.Davis 30 yd rush (#16 A.Raynor kick), 6-66, 03:16 14-44

TEAM STATISTICS

Table with 3 columns: Team, Cards, Cats. Rows for First Downs, Rush Att./Net Rush, Passing C/A/I, Offensive Plays, Total Offense, Fumbles/Lost, Penalties/Yards, Punts/Average, Third-Down Conv., Time of Possession.

INDIVIDUAL STATISTICS

RUSHING (ATT.-YD.-TD)
BALL STATE - Cooper 15-33, Kelly 7-21, Rico Barfield 3-14, Pemberton 4-12, Spegal 1-3, Semonza 6-2, Hatcher 5-(-13)
UK - Davis 14-112-2, McClain 4-0, Leary 2-(-8)

PASSING (COMP-ATT-INT-YARDS-TD)
BALL STATE - Semonza 15-20-0-165-1, Hatcher 6-8-0-36-0, Kelly 1-1-0-22-0
UK - Leary 18-31-1-241-1

RECEIVING (REC-YARDS-TD)
BALL STATE - Koziol 8-66, Robinson 5-90-1, Magwood 4-38, Barfield 1-12, Cooper 1-8, Presley 1-7, Gillie 1-3, Pemberton 1(-1)
UK - Key 5-96-1, B. Brown 3-39, Robinson 3-38, Davis 3-10, Sumo-Karngbaye 2-18, Bates 1-30, McClain 1-10

TACKLES
BALL STATE - Riley 5, Spae 4, Pearce 4, Malry 4, Coll 4
UK - Wallace 12, Hairston 8, Jackson 8, Afari Jr. 8, Lovett 7



## 2023 GAME REVIEWS

2

## KENTUCKY 28, EASTERN KENTUCKY 17

SEPT. 9, 2023 • LEXINGTON, KY.  
KROGER FIELD (61,876)



Devin Leary threw a career high-tying four touchdown passes, including two to Tayvion Robinson, as Kentucky rallied past Eastern Kentucky 28-17 at Kroger Field.

Leary connected on 24 of 38 through the air for 299 yards and the four scores with an interception. Robinson caught six passes for 136 yards and a pair of scores.

Barion Brown also had a big day for the Cats with 152 yards of all purpose offense and a score. Ray Davis led the Cats with 52 yards rushing on 12 carries. Davis also caught a touchdown pass from Leary.

Andru Phillips and Trevin Wallace led the Cats with seven tackles each, while Jordan Lovett, D'Eryk Jackson and Deone Walker each had five stops.

Kentucky (2-0) got the game's first possession but the Cats were unable to make a first down and were forced to punt. Wilson Berry's kick was blocked by ECU's Cornelius Evans and the Colonels took over on the UK 30 yard line.

The Colonels would take advantage of the short field. After making a first down, ECU got on the board when quarterback Parker McKinney scrambled 14 yards for a touchdown. Patrick Nations added the extra point and Eastern Kentucky led 7-0 with 10:46 left in the first quarter.

On the ensuing possession, Kentucky got three first downs, crossing the 50 into ECU territory. But the drive stalled and, on fourth and nine from the ECU 33, Leary was sacked by the Colonels' Albert Nunes and the Cats turned the ball over on downs with 4:30 to play in the first.

ECU took the ball and got into UK territory before the Kentucky defense forced a punt. The Cats would take over at their own seven yard line with 1:40 remaining in the period. The Colonels would hold a 7-0 lead after one quarter.

Early in the second quarter, Kentucky was forced to punt and ECU took over deep in its own territory. On the second play of the drive, UK linebacker Trevin Wallace hit ECU's Braedon Sloan, causing a fumble that Kentucky's Alex Afari recovered at the ECU 24.

The ECU defense would step up on the drive, as Frank Lee tipped a Leary pass, then intercepted it at the ECU 39. The Colonels took over with 10:39 left in the half.

Again, ECU would get into Kentucky territory, but this drive would be stopped when McKinney's pass over the middle was intercepted by UK's Maxwell Hairston at the UK four yard line. Kentucky took over with 10:00 left in the half.

Kentucky was able to make a pair of first downs on its next drive, but the Cats would be forced to punt again and ECU took over at its own 13 with 7:17 to play in the half.

ECU took its next possession and again drove into UK territory. But the drive stalled and the Colonels tried a 48-yard field goal. But Nations' kick came up short and the Cats took over at their own 31 with 4:40 to play in the half.

Kentucky would make one first down before being forced to punt again. ECU took over at its own 3 yard line with 3:30 left in the half.

The Colonels punted and Kentucky got a 36-yard return from Barion Brown, giving the Cats the ball at the ECU 24 with 48 seconds left in the half. And the Cats immediately took advantage when Leary hit Tayvion Robinson in the left corner of the end zone for a 24-yard touchdown pass. Alex Raynor added the PAT and the game was tied 7-7 with 42 seconds left in the half.

ECU had the first possession of the second half and the Colonels wasted little time getting into the UK red zone. The Colonels got inside the UK 10 before the Kentucky defense got a stop and forced a 21-yard field goal attempt. Nations would make the kick and the Colonels grabbed a 10-7 lead with 9:41 left in the third quarter.

Kentucky would answer with a scoring drive of its own. UK got a 25-yard pass from Leary to Robinson, followed by a 26-yard run on a reverse from Brown to get inside the ECU 10. Then, on third and goal, Leary connected with Robinson for the duo's second touchdown of the game. Raynor added the PAT and Kentucky led for the first time, 14-10, with 5:47 left in the third.

On the next possession, ECU would get one first down before being forced to punt. Kentucky would take over at its own 15 yard line with 3:47 to play in the third period. The Cats again would turn to Robinson, this time on a reverse, that the super senior took 56 yards deep into ECU territory. Two plays later, Leary hit

Brown in the corner of the end zone for a touchdown. Raynor added another PAT and Kentucky led 21-10 with 1:47 to play in the third period.

Eastern Kentucky quickly responded. McKinney hit Joshua Carter over the middle for a 39-yard game. McKinney then scrambled for six yards on the final play of the third quarter, getting ECU to the UK 24 yard line. The Colonels would get to the nine and that's when McKinney hit Sloan for a nine-yard touchdown. Nations drilled the PAT and Kentucky's lead was cut to 21-17 with 12:04 to play.

Kentucky responded with an efficient, six-play, 65-yard drive that ended with Leary throwing his fourth touchdown pass of the day, a 24-yard wheel route to Davis, to increase the UK lead. Raynor added another PAT and the Cats led 28-17 with 8:08 to play.

## SCORING SUMMARY

Eastern Kentucky	7	0	3	7	-	17
Kentucky	0	7	14	7	-	28

1st 10:46 ECU - #18 P.McKinney 14 yd rush (#46 P.Nations kick), 6-30, 02:32 7-0  
2nd 00:42 UK - #9 T.Robinson 24 yd pass from #13 D.Leary (#16 A.Raynor kick), 1-24, 00:06 7-7  
3rd 09:41 ECU - #46 P.Nations 21 yd FG, 10-71, 05:19 10-7  
3rd 05:47 UK - #9 T.Robinson 6 yd pass from #13 D.Leary (#16 A.Raynor kick), 9-72, 03:54 10-14  
3rd 01:47 UK - #7 B.Brown 13 yd pass from #13 D.Leary (#16 A.Raynor kick), 4-85, 02:00 10-21  
4th 12:04 ECU - #21 B.Sloan 9 yd pass from #18 P.McKinney (#46 P.Nations kick), 9-75, 04:43 17-21  
4th 08:08 UK - #1 R.Davis 24 yd pass from #13 D.Leary (#16 A.Raynor kick), 6-65, 03:49 17-28

## TEAM STATISTICS

	COLONELS	CATS
First Downs	15	20
Rush Att./Net Rush	27/92	23/115
Passing C/A/I	19/29/1	24/38/1
Offensive Plays	56	61
Total Offense	311	414
Fumbles/Lost	1/1	1/0
Penalties/Yards	4/37	4/155
Punts/Average	4/38.8	4/38.8
Third-Down Conv.	6 of 12	5 of 11
Time of Possession	27:53	32:07

## INDIVIDUAL STATISTICS

## RUSHING (ATT.-YD.-TD)

ECU - Sloan 7-48, Carter 12-30, McKinney 8-14-1  
UK - Davis, 12-52, Brown 2-34, Jefferson 3-23, McClain 5-18, Leary 1-(-12)

## PASSING (COMP-ATT-INT-YARDS-TD)

ECU - McKinney 19-29-1-219-1  
UK - Leary 24-38-1-299-4

## RECEIVING (REC-YARDS-TD)

ECU - Smith 7-36, Sloan 3-40-1, Johnson 2-53, Carter 2-42, Hensley 2-19, Brown 2-17  
UK - Robinson 6-136-2, B. Brown 6-51-1, Key 4-42, Davis 3-36-1

## TACKLES

ECU - West 10, Blake 10, Bemby 4, Cheeley 4, Jackson 4  
UK - Phillips 7, Wallace 7, Lovett 5, Jackson 5, Walker 5



## 2023 GAME REVIEWS

3

KENTUCKY 35, AKRON 3

SEPT. 16, 2023 • LEXINGTON, KY.  
KROGER FIELD (59,456)

Devin Leary passed for 315 yards and three touchdowns and Ray Davis had 169 all-purpose yards as Kentucky blasted Akron 35-3 at Kroger Field.

Leary hit on 16 of 25 passing in the game, connecting on touchdowns to Josh Kattus, Tayvion Robinson and Davis.

Davis rushed for 72 yards on seven carries and caught three passes for 97 yards in the game. Kentucky ended the game with 450 yards of total offense.

On defense, Maxwell Hairston led the Cats with seven tackles, while Trevin Wallace had five, including a pair of sacks.

Kentucky got the ball first and the Cats got off to a very good start. Leary connected with Davis for a 39-yard completion to get UK into Akron territory. A Leary scramble earned the Cats another first down, as did a completion to Barion Brown. The drive would end when Leary connected with Kattus on a six-yard touchdown pass. Alex Raynor would add the extra point and UK grabbed an early 7-0 lead.

The UK defense forced Akron into a three and out on their first drive and the Zips were forced to punt. Kentucky would take over at its own 30 with 9:06 still remaining in the first quarter.

Kentucky would punt on its next possession, but Akron would muff the punt and UK's Zion Childress recovered at the Akron 36 yard line. But the Cats were unable to move the ball and, after a delay of game penalty foiled a potential field goal attempt, UK punted the ball away.

Akron would punt again on its next possession and UK took over at its own 19 with 1:37 to play in the first quarter. The Cats would end the period with a 7-0 lead.

On the second play of the second quarter, Kentucky got a big completion from Leary to Jordan Dingle, covering 59 yards to the Akron 11 yard line. But as Dingle fought for extra yards, Akron's Shammond Cooper forced a fumble that the Zips recovered in the end zone.

Akron would assemble a solid drive on the ensuing possession. The Zips would get inside the UK 30 but Kentucky's defense forced a 47-yard field goal attempt from Noah Perez that came up short and the Cats maintained a 7-0 advantage with 5:39 left in the half.

Kentucky took advantage of the possession, and the Cats would drive deep into Akron territory, getting inside the 10. But a bad snap cost Kentucky 21 yards. However, just before the half, Leary found Robinson in the back of the end zone for a 24-yard touchdown. Raynor added the PAT and the Cats led 14-0 with eight seconds to play in the half. That would be the halftime score.

Akron got possession to start the second half. The Zips would get near midfield and appeared to have converted a fourth and short to keep the drive going. But an ineligible receiver downfield penalty negated the play and the Zips were forced to punt. Kentucky took over at its own 22 with 11:24 to play in the third quarter.

Kentucky appeared to stretch the lead on its next possession when Leary hit Anthony Brown-Stephens for a long touchdown. But the play was called back due to a holding penalty. On the very next play, Leary was intercepted by Akron's Tyson Durant and the Zips took over at the UK 47.

Akron would drive into the UK red zone but on a third and four from the 19, Wallace came up with the sack, forcing Akron into a 36-yard Perez field goal, which was good, and the UK lead was trimmed to 14-3 with 3:27 left in the third period.

The play of the game came on the next UK drive. With Kentucky facing a third and 11, Leary was under pressure and looked like he would be sacked. But at the last minute, he got the ball to Davis, who scampered 58 yards down the left sideline for the touchdown. Raynor added the PAT and the Cats extended the lead to 21-3 with 1:38 to play in the third quarter. That would be the score at the end of the period.

After another Akron punt, Kentucky was able to extend the lead on its next possession. UK needed just three plays to cover 73 yards, the final 55 coming on a Davis touchdown run. Raynor added another PAT and the Cats led 28-3 with 13:47 to play.

Akron would drive into UK territory on its next drive but Perez would miss a 38-yard field goal and the score remained 28-3 with 10:31 to play.

Late in the fourth quarter, Kentucky added to its lead. Demie Sumo-Karngbaye rushed for 42 yards to get the Cats deep into Akron territory. Two plays later, Sumo-Karngbaye scored from six yards out for his first touchdown in a Kentucky uniform. Raynor added the extra point and the Cats led 35-3 with 3:04 remaining.

## SCORING SUMMARY

Akron	0	0	3	0	-	3
Kentucky	7	7	7	14	-	35

1st 10:34 KEN - #84 J.Kattus 6 yd pass from #13 D.Leary (#16 A.Raynor kick), 7-75, 04:26 0-7  
 2nd 00:08 KEN - #9 T.Robinson 22 yd pass from #13 D.Leary (#16 A.Raynor kick), 10-70, 05:31 0-14  
 3rd 03:27 AKR - #44 N.Perez 36 yd FG, 9-27, 05:33 3-14  
 3rd 01:38 KEN - #1 R.Davis 58 yd pass from #13 D.Leary (#16 A.Raynor kick), 4-81, 01:41 3-21  
 4th 13:47 KEN - #1 R.Davis 55 yd rush (#16 A.Raynor kick), 3-73, 01:05 3-28  
 4th 03:04 KEN - #0 D.Sumo-Karngbaye 4 yd rush (#16 A.Raynor kick), 4-62, 02:03 3-35

## TEAM STATISTICS

	ZIPS	CATS
First Downs	16	19
Rush Att./Net Rush	25/49	22/135
Passing C/A/I	29/41/0	16/27/1
Offensive Plays	66	49
Total Offense	239	450
Fumbles/Lost	1/1	4/2
Penalties/Yards	6/41	5/45
Punts/Average	5/38.2	3/41.0
Third-Down Conv.	6 of 15	5 of 8
Time of Possession	34:47	25:13

## INDIVIDUAL STATISTICS

## RUSHING (ATT.-YD.-TD)

AKRON - Lingard 7-30, Irons 13-30, Anderons 3-9  
 UK - Davis 7-76, Sumo-Karngbaye 4-58, McClain 3-32, Jefferson 2-13, Sheron 1-2, Brown 1-1, Leary 3-8

## PASSING (COMP-ATT-INT-YARDS-TD)

AKRON - Irons 23-34-0-130-0, Undercuffler 6-7-0-60-0  
 UK - Leary 16-26-1-315-3, Sheron 0-1-0-0-0

## RECEIVING (REC-YARDS-TD)

AKRON - George 6-36, Gathings 5-43, Adams 5-16, Lingard 4-41, Banks 4-22, Norton 2-14, D. Anderson 2-10, C. Anderson 1-8  
 UK - Robinson 5-86-1, Jor. Dingle 4-89, Davis 3-97-1, Kattus 2-24-1, Brown 2-19

## TACKLES

AKRON - Cooper 5, Lewis 4, McCoy 4, Nunnally 4, Tallandier 3  
 UK - Hairston 7, Wallace 5, Thrower 5, Dunn 4



2023 GAME REVIEWS

4

KENTUCKY 45, VANDERBILT 28

SEPT. 23, 2023 • NASHVILLE, TENN.  
FIRSTBANK STADIUM (26,279)



Maxwell Hairston had a pair of interception returns for touchdowns as Kentucky topped Vanderbilt 45-28 at FirstBank Stadium in Nashville in the Southeastern Conference opener for both teams.

Hairston had a 29-yard pick six in the first quarter, then did it again with a 54-yard interception return for a touchdown in the final stanza.

Kentucky (4-0, 1-0 SEC) got 78 yards rushing and a pair of touchdowns from Vanderbilt transfer Ray Davis. Quarterback Devin Leary connected on 15 of 29 through the air for 205 yards and a touchdown, with two interceptions.

Barion Brown caught four passes for 105 yards to lead the Cats in receiving.

Octavian Oxendine led Kentucky with six tackles and Andru Phillips had five for Kentucky.

Vanderbilt (2-3, 0-1) got the opening possession and, after making one first down, the UK defense forced the Commodores to punt.

Kentucky took over on its own 17 yard line and the Cats quickly moved into Vandy territory, aided by a targeting penalty on the 'Dores. Leary connected with both Dane Key and Brown for first downs before JuTahn McClain took a handoff up the middle and scampered 36 yards for the Kentucky touchdown. Alex Raynor added the PAT and the Cats grabbed a 7-0 lead with 9:51 left in the first quarter.

On Vanderbilt's next drive, the 'Dores were facing a second and 20 when quarterback AJ Swann was under pressure from Trevin Wallace and JJ Weaver. Swann tried to hit receiver London Humphreys but UK's Hairston stepped in front and intercepted the pass, then returned it 29 yards for the touchdown. Raynor made the point after and Kentucky led 14-0 with 8:14 still to play in the first.

The Kentucky defense forced a three and out on the next Vanderbilt drive and the 'Dores were forced to punt again. The Cats took over at their own 30 with 6:32 to play in the quarter. On the second play of the drive, Leary tried to connect with Brown on a deep ball but Vandy's John Howse intercepted it and the Commodores took over at their own seven.

Again, Kentucky's defense forced a three and out and a punt. Kentucky took over at its own 31 with 4:00 left in the first period.

On UK's ensuing drive, Leary connected with Brown for 56 yards to get the Cats to the Vandy two yard line. Two plays later, it was Davis with the touchdown rush, expanding the Kentucky lead. Raynor made another extra point and UK led 21-0 with 1:56 left in the first quarter. That would be the score at the end of the quarter.

Early in the second quarter, Vanderbilt was forced to punt again and the Cats took over at their own 11 with 14:45 left in the half. The Cats went three and out and UK punted for the first time in the game. Vandy took over at its own 32 with 12:32 left in the half.

The 'Dores again went three and out and were forced to punt it away. UK took over at its own 16 with 11:18 to play in the half.

Kentucky would put together a long drive with the ensuing possession. The Cats used 13 plays to cover 74 yards, taking 6:25 off the clock. The drive would end with a 27-yard Raynor field goal, increasing the UK lead to 24-0 with 4:53 to play in the half.

Vanderbilt would have its best drive of the first half on the next possession. The 'Dores would get to the UK 23 yard line before the drive stalled. Jacob Borcila would convert a 41-yard field goal to cut the UK lead to 24-3 with 2:51 left in the half.

Kentucky punted on its next possession and Vandy got the ball back at its own 43 yard line with 1:58 left in the half. The 'Dores appeared to score on a touchdown pass but the play was called back due to a holding penalty. However, Vanderbilt would continue to drive and, with 20 seconds left in the half, Sedrick Alexander scored from seven yards out for the first Vandy touchdown of the game. Borcila added the PAT and the UK lead was cut to 24-10. That would be the halftime score.

In the third quarter, the teams exchanged punts on their first possessions. On Kentucky's second possession of the half, Leary was hit and intercepted by Vandy's Jeffrey Ugochukwu and the 'Dores took over at the UK 16. But the Kentucky

defense stood tall and forced Vandy into a 32-yard Borcila field goal, which was good, and the UK lead was 24-13 with 11:25 left in the third quarter.

Kentucky went three and out on its next possession and was forced to punt. Vandy took over in good field position at its own 48 with 9:49 left in the third quarter.

On Vandy's next possession, Swann was intercepted by UK linebacker D'Eryk Jackson, who lateraled the ball to defense back Andru Phillips, who took it back to the Vandy 21 yard line. A penalty moved the ball to the VU 12, where the Cats started their drive. Four plays later, Davis scored on a one-yard rush, his second touchdown of the day, extending the UK lead. Raynor added the extra point and Kentucky grabbed a 31-13 advantage with 6:44 still left in the third.

Vandy got a pair of first downs on its next drive before being forced to punt. Kentucky took over at its own 12 yard line with 2:15 left in the third. Kentucky would lead 31-13 through three quarters.

Early in the fourth quarter, Kentucky was deep in its own territory before Davis broke off a 38-yard run to get UK near midfield. Later in the drive, the Cats got on the board again when Leary connected with Key on a fade pattern in the left corner of the end zone for a 22-yard touchdown. Raynor added the PAT and Kentucky led 38-13 with 10:35 left in the game.

Vanderbilt would respond with a scoring drive of its own. The Commodores covered 66 yards in just seven plays, ending with a two-yard touchdown run by Patrick Smith. The 'Dores went for two, and Swann hit Quincy Skinner to convert, making it 38-21 Kentucky with 8:00 to play.

On its next drive, Kentucky quickly got into Vandy territory when Leary connected with Brown on a 37-yard completion. But the drive stalled and UK punted it away with 5:09 to play.

Vanderbilt was moving the ball on its next possession before Hairston did it again. He intercepted Swann at the UK 46 and took it back 54 yards for his second pick six of the game. Raynor added the PAT and UK led 45-21 with 4:15 to play.

Vandy added a late touchdown to provide the final margin.

SCORING SUMMARY

Kentucky	21	3	7	14	-	45
Vanderbilt	0	10	3	15	-	28

- 1st 09:51 Kentuc - #4 J.McClain 36 yd rush (#16 A.Raynor kick), 7-82, 03:42 7-0
- 1st 08:14 Kentuc - #31 M.Hairston 29 yd interception return (#16 A.Raynor kick), 01:37 14-0
- 1st 01:56 Kentuc - #1 R.Davis 2 yd rush (#16 A.Raynor kick), 5-69, 02:04 21-0
- 2nd 04:53 Kentuc - #16 A.Raynor 27 yd FG, 13-74, 06:25 24-0
- 2nd 02:51 Vandy - #97 J.Borcila 41 yd FG, 6-52, 02:02 24-3
- 2nd 00:20 Vandy - #28 S.Alexander 7 yd rush (#97 J.Borcila kick), 6-57, 01:38 24-10
- 3rd 11:25 Vandy - #97 J.Borcila 32 yd FG, 4-3, 00:51 24-13
- 3rd 06:44 Kentuc - #1 R.Davis 1 yd rush (#16 A.Raynor kick), 4-11, 02:03 31-13
- 4th 10:35 Kentuc - #6 D.Key 22 yd pass from #13 D.Leary (#16 A.Raynor kick), 9-88, 06:40 38-13
- 4th 08:00 Vandy - #4 P.Smith 2 yd rush (#3 Q.Skinner Jr. pass from #5 A.Swann), 7-66, 02:28 38-21
- 4th 04:15 Kentuc - #31 M.Hairston 54 yd interception return (#16 A.Raynor kick), 00:54 45-21
- 4th 00:23 Vandy - #48 K.Johnson 10 yd pass from #8 K.Seals (#97 J.Borcila kick), 14-75, 03:52 45-28

TEAM STATISTICS

	CATS	DORES
First Downs	19	20
Rush Att./Net Rush	31/160	27/97
Passing C/A/I	15/29/2	20/47/3
Offensive Plays	60	74
Total Offense	365	328
Fumbles/Lost	1/0	0/0
Penalties/Yards	10/106	7/51
Punts/Average	5/40.8	2/48.5
Third-Down Conv.	5 of 11	4 of 9
Time of Possession	31:11	21:58

INDIVIDUAL STATISTICS

**RUSHING (ATT.-YD.-TD)**  
 VANDY - Alexander 8-37-1, Smith 12-36-1, Swann 5-11, McGowan 1-7, Gillespie 1-6  
 UK - Davis 17-78-2, McClain 6-64-1, Leary 3-12, Brown 1-4, Sumo-Kamgbaye 2-4

**PASSING (COMP-ATT-INT-YARDS-TD)**  
 VANDY - Swann 16-40-3-189-0, Seals 4-7-0-42-1  
 UK - Leary 15-29-2-205-1

**RECEIVING (REC-YARDS-TD)**  
 VANDY - Kyle 3-37, Humphreys 3-33, Carter 2-48-1, Sheppard 2-31, Ball 2-21, Skinner 2-20  
 UK - Brown 4-105, Key 4-58, Robinson 2-23, Sumo-Kamgbaye 2-7

**TACKLES**  
 VANDY - Sewell 9, Tylor 7, Longwell 5  
 UK - Oxendine 6, Phillips 5, Hairston 4, Jackson 4





## 2023 GAME REVIEWS

5

KENTUCKY 33, #22/23 FLORIDA 14

SEPT. 30, 2023 • LEXINGTON, KY.  
KROGER FIELD (61,699)

Ray Davis rushed for a career-high 280 yards as Kentucky rolled past No. 22/23 Florida 33-14 at Kroger Field.

Davis carried the ball 26 times for 280 yards and three rushing touchdowns. His rushing total was the third highest in UK history, just 19 yards short of Moe Williams' record, set in 1995. Davis also caught a pass for a touchdown. His four touchdowns tied the most in Kentucky school history.

Kentucky (5-0, 2-0 Southeastern Conference) had 329 yards rushing in the game, compared to just 69 for the Gators.

Defending National Defensive Player of the Week Maxwell Hairston continued his big play, leading the Cats with 10 tackles. Alex Afari had nine.

Florida (3-2, 1-1) had the first possession of the game and the Gators went three and out, aided by a sack from UK's D'Eryk Jackson. Florida punted and Kentucky took over at its own 12 yard line.

Kentucky went immediately to the ground with Davis, who carried for 10, 19 and four yards on UK's first three plays from scrimmage. The Cats continued the drive and got inside the Florida 10 yard line before the drive stalled. Alex Raynor came on for a 24-yard field goal, which was good, and UK led 3-0 with 7:13 left in the first quarter. The scoring drive covered 81 yards in 12 plays and took 5:02 off the clock.

On Florida's next drive, the Gators faced a third and five when quarterback Graham Mertz was intercepted by UK's Trevin Wallace, who returned it to the Florida 15, setting up Kentucky in prime field position.

The Cats took advantage of the Florida miscue. Just two plays later, Leary connected with Davis, who made one move then scored on a nine-yard touchdown pass to extend the UK lead. Raynor added the PAT and Kentucky led 10-0 with 5:37 to play in the first quarter.

Florida faced a third and six on its next drive when Mertz connected with Kahleil Jackson for 13 yards Florida's initial first down of the game. The Gators would cross midfield but were eventually forced to punt and UK took over at its own 10 yard line with 57 seconds left in the first.

Kentucky went three and out on the ensuing possession but Florida was flagged for a penalty on UK's punt attempt and the Cats kept possession. And on the very next play, Kentucky cashed in. Davis went up the middle, virtually untouched, and rambled 75 yards for his second touchdown of the game. The PAT was blocked by UK led 16-0 with 23 seconds left in the first.

Florida would be forced to punt again early in the second quarter and UK took over at its own 20 with 12:50 left in the half. The Cats went back to the ground and Davis gained 16 yards on the first play of the drive, then 33 on the following play.

The drive would continue, with Davis eclipsing the 200-yard rushing mark along the way. Davis would score on a three-yard rush to complete the possession, extending the UK lead in the process. Raynor's PAT was good and UK led 23-0 with 8:54 left in the half.

Florida would make one first down on its next drive but the Gators' progress would be stopped by penalties and the Gators were forced to punt. Kentucky took over at its own 20 with 5:01 left in the first half.

The Cats got one first down on their next drive before being forced to punt. Florida took over at its own 25 with 2:49 to play in the half.

The Gators had their best drive of the half with the ensuing possession. Florida would get inside the UK five and the Gators got on the board when Mertz connected with tight end Hayden Hansen for a four-yard touchdown. Trey Smack added the point after and Florida cut the UK lead to 23-7 with 34 seconds left in the half. That would be the halftime score.

Kentucky got the first possession of the second half and the Cats went back to Davis, who ripped off a 31-yard run to get UK deep into Florida territory. After a pass interference penalty got the Cats to the Florida two yard line, Davis scored on a two-yard rush. Raynor added the PAT and Kentucky led 30-7 with 10:54 left in the third quarter.

Florida took the next possession into UK territory. And, on a fourth and three from the UK 43, Mertz somehow got the ball to Trevor Etienne who took it 10 yards for a first down. On the next play, Mertz connected with Ricky Pearsall for a 33-yard

touchdown. Smack added the PAT and the UK lead was cut to 30-14 with 7:17 left in the third quarter.

Kentucky would get one first down on its next drive before being forced to punt. Florida took over at its own 20 with 4:49 left in the third quarter.

The Gators were forced to punt again on the ensuing possession and the Cats took over at their own 25 with 2:41 left in the third quarter. But the Cats went three and out and punted the ball back to Florida, who took over at their own 13 yard line with 1:10 left in the third. The quarter would end with Kentucky leading 30-14.

As the fourth quarter began, Florida drove near midfield. On fourth and four from their own 43, Mertz hit Arlis Boardingham but Afari brought him down short of the line to make and UK took over at the Florida 47 with 11:24 to play.

The Cats went to the ground with Davis again. Rushes of five, nine, two and one got the Cats to the 30 yard line. But the drive stalled and Raynor came on for a 50-yard field goal attempt, which was good, giving UK a 33-14 lead with 7:44 remaining.

Florida took the ensuing possession into UK territory before the Cats got a stop on fourth down to get the ball back with 4:03 to play.

The Cats went back to the ground on the next drive and would eventually get deep into Florida territory. The Cats would run out the clock before scoring.

## SCORING SUMMARY

Florida	0	7	7	0	-	14
Kentucky	16	7	7	3	-	33

1st 07:13 UK - #16 A.Raynor 24 yd FG, 12-81, 05:02 0-3

1st 05:37 UK - #1 R.Davis 9 yd pass from #13 D.Leary (#16 A.Raynor kick), 2-15, 00:40 0-10

1st 00:23 UK - #1 R.Davis 75 yd rush (#16 A.Raynor kick blocked), 4-90, 00:34 0-16

2nd 08:54 UK - #1 R.Davis 3 yd rush (#16 A.Raynor kick), 7-80, 03:56 0-23

2nd 00:34 UF - #89 H.Hansen 4 yd pass from #15 G.Mertz (#29 T.Smack kick), 6-75, 02:15 7-23

3rd 10:54 UK - #1 R.Davis 2 yd rush (#16 A.Raynor kick), 7-68, 03:57 7-30

3rd 07:17 UF - #1 R.Pearsall 33 yd pass from #15 G.Mertz (#29 T.Smack kick), 7-75, 03:37 14-30

4th 07:44 UK - #16 A.Raynor 50 yd FG, 6-15, 03:40 14-33

## TEAM STATISTICS

	CATS	GATORS
First Downs	22	15
Rush Att./Net Rush	36/329	29/69
Passing C/A/I	9/19/0	25/30/1
Offensive Plays	55	59
Total Offense	398	313
Fumbles/Lost	0/0	1/0
Penalties/Yards	3/25	10/86
Punts/Average	3/47.7	5/53.8
Third-Down Conv.	1 of 8	4 of 13
Time of Possession	28:46	31:14

## INDIVIDUAL STATISTICS

## RUSHING (ATT.-YD.-TD)

UF - Johnson Jr. 10-42, Etienne 11-29, Mertz 8(-2)

UK - Davis 26-280-3, Sumo-Karngbaye 4-32, B. Brown 1-14, McClain 3-2, Jefferson 2-1

## PASSING (COMP-ATT-INT-YARDS-TD)

UF - Mertz 25-30-1-244-2

UK - Leary 9-19-0-69-1

## RECEIVING (REC-YARDS-TD)

UF - Johnson Jr. 6-22, Etienne 4-33, Pearsall 3-62, Jackson 3-41

UK - Brown 4-37, Robinson 3-25, Davis 1-9-1

## TACKLES

UF - James 8, Williams 6, Searcy 6, Mitchell 5

UK - Hairston 10, Afari Jr. 9, K. Wade 6, Jackson 5



## 2023 GAME REVIEWS

6

#1/1 GEORGIA 51, KENTUCKY 13

OCT. 7, 2023 • ATHENS, GA.  
SANFORD STADIUM (92,746)



Devin Leary passed for two touchdowns but No. 20 Kentucky lost at top-ranked Georgia 51-13 in Sanford Stadium.

Leary went 10 of 26 through the air for 128 yards and the pair of touchdowns. Ray Davis rushed 15 times for 59 yards and caught two passes for 36 yards and a touchdown in the game.

Kentucky (5-1, 2-1 Southeastern Conference) got 11 tackles from linebacker D'Eryk Jackson and eight tackles and an interception from Maxwell Hairston.

Georgia (6-0, 3-0) had the first possession of the game and the Bulldogs wasted little time getting on the board. Georgia went 75 yards in seven plays, ending with a 40-yard touchdown pass from Carson Beck to Marcus Rosemy-Jacksaint. Peyton Woodring added the PAT and Georgia grabbed a 7-0 lead with 11:26 to play in the first quarter.

Kentucky got a pair of first downs on its first drive and got into Georgia territory before being forced to punt. Georgia took over at its own 18 with 8:06 left in the first. The Bulldogs again marched down the field and Beck connected with Rara Thomas for a 15-yard touchdown, extending the UGA lead. Woodring added the PAT and Georgia led 14-0 with 4:25 left in the first.

The Cats were able to quickly get into Georgia territory on the ensuing possession. Leary connected with Dane Key on a 36-yard completion to cross midfield but a pair of penalties stalled the drive and UK punted it away again. The Bulldogs took over at their own five with 2:01 left in the first. Georgia would lead 14-0 through 15 minutes of play.

Early in the second quarter, the Cats appeared to have Georgia stopped but a personal foul penalty kept the Bulldogs' drive alive. UGA proceeded to drive 95 yards in 13 plays, ending with a Beck to Oscar Delp touchdown pass. Woodring made the PAT and Georgia led 21-0 with 11:03 left in the first half.

Kentucky again moved the ball on its next drive. Leary connected with Davis, then with Key to get the Cats to midfield. UK would face a fourth and three when Leary hit Tayvion Robinson for a first down. Leary then connected with Josh Kattus to get the Cats to the UGA 14. Davis would rush for 10 yards to get to the Georgia four. On the next play, Leary hit Kattus again for a four-yard touchdown. Alex Raynor added the extra point and the Georgia lead was cut to 21-7 with 6:44 left in the half.

Georgia would respond with another scoring drive. This one ended with a Woodring field goal, stretching the lead to 24-7 with 5:15 remaining in the half. The Bulldogs would add another touchdown and a field goal late in the half and would lead 34-7 at the break.

Kentucky got the first possession of the second half but the Cats went three and out. However, on Georgia's next drive, Maxwell Hairston intercepted Beck and returned it to the Georgia 28. Two plays later, Leary connected with Davis for a 26-yard touchdown pass. The Cats went for two, and it failed and Georgia led 34-13. With the touchdown, Davis became the first Kentucky player to ever score a touchdown in each of UK's first six games in a season.

Georgia would add a field goal, then a touchdown and would lead 44-13 after three quarters. The Bulldogs added a score in the fourth quarter to provide the final margin of victory.

## SCORING SUMMARY

Kentucky	0	7	6	0	-	13
Vanderbilt	14	20	10	7	-	51

1st 11:26 UGA - #1 M.Rosemy-Jacksaint 40 yd pass from #15 C.Beck (#91 P.Woodring kick), 7-75, 03:34 0-7  
 1st 04:25 UGA - #5 R.Thomas 15 yd pass from #15 C.Beck (#91 P.Woodring kick), 7-82, 03:41 0-14  
 2nd 11:03 UGA - #4 O.Delp 5 yd pass from #15 C.Beck (#91 P.Woodring kick), 13-95, 05:58 0-21  
 2nd 06:44 UK - #84 J.Kattus 4 yd pass from #13 D.Leary (#16 A.Raynor kick), 10-75, 04:19 7-21  
 2nd 05:15 UGA - #91 P.Woodring 36 yd FG, 5-53, 01:29 7-24  
 2nd 01:01 UGA - #2 K.Milton 5 yd rush (#91 P.Woodring kick), 5-55, 02:39 7-31  
 2nd 00:00 UGA - #91 P.Woodring 42 yd FG, 3-38, 00:23 7-34  
 3rd 10:34 UK - #1 R.Davis 26 yd pass from #13 D.Leary (#1 R.Davis rush failed), 2-28, 00:52 13-34  
 3rd 03:27 UGA - #91 P.Woodring 32 yd FG, 12-56, 07:01 13-37  
 3rd 00:39 UGA - #19 B.Bowers 21 yd pass from #15 C.Beck (#91 P.Woodring kick), 4-42, 01:19 13-44  
 4th 02:38 UGA - #3 A.Paul 7 yd pass from #12 B.Vandagriff (#91 P.Woodring kick), 12-92, 06:38 13-514th 00:23  
 Vandy - #48 K.Johnson 10 yd pass from #8 K.Seals (#97 J.Borcila kick), 14-75, 03:52 45-28

## TEAM STATISTICS

	CATS	DAWGS
First Downs	12	34
Rush Att./Net Rush	24/55	31/173
Passing C/A/I	10/26/0	33/42/1
Offensive Plays	50	73
Total Offense	183	608
Fumbles/Lost	0/0	0/0
Penalties/Yards	5/60	6/59
Punts/Average	8/31.0	1/40.0
Third-Down Conv.	2 of 11	6 of 11
Time of Possession	22:32	37:28

## INDIVIDUAL STATISTICS

## RUSHING (ATT.-YD.-TD)

UGA - Edwards 9-54, Milton 8-47-1, Vandagriff 2-27, Jones 1-19, Bell 3-11, Paul 3-11  
 UK - Davis 15-59, McClain 4-21, Sumo-Karngbaye 2-3, Leary 3 (-28)

## PASSING (COMP-ATT-INT-YARDS-TD)

UGA - Beck 28-35-1-389-4, Vandagriff 5-7-0-46-1  
 UK - Leary 10-26-0-128-2

## RECEIVING (REC-YARDS-TD)

UGA - Bowers 7-132-1, Edwards 6-51, Thomas 5-63-1, Rosemy-Jacksaint 4-19-1, Lovett 2-21, Delp 2-12-1,  
 Paul 1-7-1  
 UK - Key 3-65, Davis 2-36-1, Kattus 2-11-1, Robinson 2-9, Brown 1-7

## TACKLES

UGA - Starks 5, Dumas-Johnson 4, Lassiter 4  
 UK - Jackson 11, Hairston 8, Childress 4, K. Wade 4, Walker 4, Wallace 4



## 2023 GAME REVIEWS

7

#RV/25 MISSOURI 38, #24/23 KENTUCKY 21

OCT. 14, 2023 • LEXINGTON, KY.  
KROGER FIELD (61,654)



Ray Davis rushed for 128 yards and caught a touchdown pass but No. 24/23 Kentucky lost to Missouri 38-21 at Kroger Field.

Kentucky (5-2, 2-2 Southeastern Conference) got two touchdown passes from quarterback Devin Leary. But the UK signal caller also threw a pair of interceptions in the game.

Daveren Rayner, playing in place of the injured Trevin Wallace, led Kentucky with 10 tackles, while D'Eryk Jackson added nine.

Missouri (6-1, 3-1) got the first possession of the game and the UK defense allowed just one yard in the process of forcing a three and out. Missouri punted and Kentucky took over at its own 35 yard line.

Kentucky went immediately to the ground game to move the ball. UK's first five plays were rushes, which got the Cats into the Missouri red zone. The Cats appeared to score on a Leary rush but the play was called back due to a holding penalty. Then, on third and five from the seven, Leary hit Davis for a touchdown. Alex Raynor added the point after and Kentucky led 7-0 with 8:32 to play in the first quarter.

Missouri made a first down on its next drive but the Tigers were stopped when Maxwell Hairston intercepted MU quarterback Brady Cook at the UK 37 yard line.

The Cats would again roll with the hot hand, Davis, to get into Missouri territory. Kentucky would get into the red zone and then Leary would run up the middle for a 13-yard touchdown, his first rushing score of the season, to extend the UK lead. Raynor added the PAT and Kentucky led 14-0 with 2:09 left in the first quarter.

The Tigers would again go three and out on their next possession, punting it back to the Cats with 58 seconds left in the first quarter. Kentucky would run three plays to end the quarter, which saw the Cats leading 14-0 after one period.

As the second quarter began, Kentucky punted the ball to Missouri, which took over at its own 36 yard line. The Tigers would get a 25-yard scramble from Cook to get to the UK 39 yard line. The drive would stall and Missouri lined up in punt formation. But punter Luke Bauer took the snap and threw the ball to Marquis Johnson down the left side for a 39-yard fake punt touchdown. Harrison Mevis added the extra point and Missouri cut the UK lead to 14-7 with 11:38 left in the half.

Kentucky went three and out on its next possession and the Cats were forced to punt it back to the Tigers. Missouri would take over at its own 36 yard line with 9:39 to play in the half.

Missouri would put together another solid drive and would get into the red zone due to a UK penalty. The Tigers would get to the UK six but the Cats would hold and Mevis would convert a 25-yard field goal to cut the UK lead to 14-10 with 4:44 left in the half.

Kentucky would make one first down on the ensuing drive before Leary was sacked and the Cats were forced to punt. Missouri would get the ball back at its own 39 with 1:40 remaining in the half.

Missouri would take advantage of the extra possession, driving 61 yards in eight plays, culminating with an 18-yard touchdown pass from Cook to Theo Wease. Mevis added the PAT and Missouri led 17-14 with 15 seconds left in the half. That would be the halftime score.

Kentucky got the first possession of the second half but on the initial play from scrimmage, Leary connected with Barion Brown, who fumbled and Missouri recovered. The Tigers could not take full advantage of the field position. However, Missouri did get a 31-yard field goal from Mevis to extend the lead to 20-14 with 11:54 left in the third quarter.

After a Kentucky punt, Missouri started on its own 45 and the Tigers drove into Kentucky territory. But the drive stalled and Mevis attempted a 46-yard field goal, which was blocked by Tre'vonn Rybka and UK took possession.

On the ensuing drive, Kentucky faced a third and 15 when Leary scrambled for 19 yards, and a 10-yard penalty against Missouri took the ball across midfield. After a 13-yard rush by Davis, Leary hit Jordan Dingle for 31 yards, getting the Cats to the Missouri two yard line. Two plays later, Leary hit Anthony Brown-Stephens with a four-yard scoring pass. Raynor added the extra point and Kentucky re-took the

lead, 21-20, with 3:39 left in the third period. That would be the score after three quarters.

On the second play of the fourth quarter, Cook went around right end for a two-yard touchdown to give Missouri the lead 26-21. The Tigers went for two, but the pass failed. However, Kentucky was penalized on the play and Missouri got a second chance and Cody Schrader took it up the middle for the conversion, giving the Tigers a 28-21 lead with 14:14 to play.

Kentucky went three and out with its next possession, then a short punt and a penalty gave Missouri the ball at the UK 34 with 12:04 to play. The Tigers would take advantage of the short field, with Schrader rushing for a 19-yard touchdown. Mevis added the point after and the Tigers led 35-21 with 11:07 to play.

The Cats quickly struck back. Leary connected with Dane Key for 21 yards, then the Tigers were called for pass interference, getting the Cats to the Missouri 20. But later in the drive, Leary was picked off by Missouri's Marcus Clarke and Missouri took over at their own 14 with 9:28 to play.

Missouri would add a late field goal to provide the final margin of victory.

## SCORING SUMMARY

Missouri	0	17	3	18	-	38
Kentucky	14	0	7	0	-	21

1st 08:32 UK - #1 R.Davis 7 yd pass from #13 D.Leary (#16 A.Raynor kick), 9-65, 04:46 0-7  
 1st 02:09 UK - #13 D.Leary 13 yd rush (#16 A.Raynor kick), 9-63, 04:58 0-14  
 2nd 11:38 MIZZOU - #17 M.Johnson 39 yd pass from #93 L.Bauer (#92 H.Mevis kick), 6-64, 03:12 7-14  
 2nd 04:44 MIZZOU - #92 H.Mevis 25 yd FG, 13-56, 04:55 10-14  
 2nd 00:15 MIZZOU - #1 T.Wease 18 yd pass from #12 B.Cook (#92 H.Mevis kick), 8-61, 01:25 17-14  
 3rd 11:54 MIZZOU - #92 H.Mevis 31 yd FG, 6-17, 02:53 20-14  
 3rd 03:39 UK - #5 A.Brown-Stephens 4 yd pass from #13 D.Leary (#16 A.Raynor kick), 7-71, 03:31 20-21  
 4th 11:14 MIZZOU - #12 B.Cook 1 yd rush (#7 C.Schrader rush), 9-70, 04:16 28-21  
 4th 11:07 MIZZOU - #7 C.Schrader 19 yd rush (#92 H.Mevis kick), 3-34, 00:57 35-21  
 4th 03:17 MIZZOU - #92 H.Mevis 29 yd FG, 4-4, 00:58 38-21

## TEAM STATISTICS

	TIGERS	CATS
First Downs	21	19
Rush Att./Net Rush	38/118	31/179
Passing C/A/I	20/30/1	14/27/2
Offensive Plays	68	58
Total Offense	332	299
Fumbles/Lost	1/0	3/1
Penalties/Yards	6/65	14/122
Punts/Average	3/38.3	5/38.0
Third-Down Conv.	6 of 14	5 of 12
Time of Possession	31:07	28:53

## INDIVIDUAL STATISTICS

## RUSHING (ATT.-YD.-TD)

MIZZ - Schrader 20-71-1, Cook 10-40-1, Peat 4-8, Burden 1-6  
 UK - Davis 20-128, Sumo-Karngbaye 1-28, Brown 1-17, Cummings 1-5, Leary 8-3-1

## PASSING (COMP-ATT-INT-YARDS-TD)

MIZZ - Cook 19-29-1-175-1, Bauer 1-1-0-39-1  
 UK - Leary 14-27-2-120-2

## RECEIVING (REC-YARDS-TD)

MIZZ - Wease 6-66-2, Norfleet 4-40, Schrader 3-15, Johnson 2-44-1, Cooper 2-29, Burden 2-15  
 UK - Brown 3-18, Sumo-Karngbaye 3-13, Dingle 2-32, T. Robinson 2-21, Davis 2-11-1, Key 1-16, Brown-Stephens 1-4-1

## TACKLES

MIZZ - Robinson 6, Charleston 5, Carlies 5, Williams 5  
 UK - Rayner 10, Jackson 9, Walker 7, Afari 5, Weaver 5, Childress 5





## 2023 GAME REVIEWS

8

#21/20 TENNESSEE 33, KENTUCKY 27

OCT. 28, 2023 • LEXINGTON, KY.  
KROGER FIELD (61,665)

Quarterback Devin Leary passed for a season high 372 yards and a pair of touchdowns, but Kentucky lost to No. 21 Tennessee 33-27 at Kroger Field.

Leary had his best game as a Wildcat, connecting on 28 of 39 through the air with no interceptions. Sophomore Dane Key was on the receiving end of seven of those passes, covering a career best 113 yards and a touchdown.

Kentucky (5-3, 2-3 Southeastern Conference) was not as effective in the run game as it had been in recent weeks. Ray Davis rushed 16 times for 42 yards and a

touchdown but Kentucky had just 72 yards rushing as a team.

Freshman Ty Bryant led the Cats with a career high 12 tackles, while linebackers D'Eryk Jackson and Trevin Wallace each had 11.

The Cats got the ball first but went three and out and was forced to punt. Tennessee took over at its own 30 with 12:35 to play in the first quarter.

Tennessee (6-2, 3-2) wasted little time in getting on the board. Tennessee needed five plays to cover 70 yards, ending with a 52-yard touchdown run by Jaylen Wright. Charles Campbell added the point after and UT led 7-0 with 10:47 still to play in the first period.

The Cats went for a fourth and one on the ensuing drive and did not make it, giving the Vols the ball at the UK 35 yard line. But Tennessee was not able to do much with the possession and was forced into a 44-yard Campbell field goal, which was good, and the Vols led 10-0 with 5:34 left in the first.

Kentucky had its best drive of the first quarter on the next possession. On two occasions, Leary was able to find tight end Jordan Dingle, once for 22 yards and later for 16, to get the Cats into UT territory. Leary would connect with Tayvion Robinson to get the Cats to the UT 11 yard line. The quarter would end with UK threatening but with UT holding a 10-0 lead.

In the second quarter, the Cats got on the board when Alex Raynor made a 28-yard field goal, cutting the UT lead to 10-3 with 14:51 left in the half.

Tennessee would answer on its next drive. The Vols would use 10 plays to get into UK territory but the UK defense would hold and Tennessee would settle for a 49-yard Campbell field goal, extending the lead to 13-3 with 11:13 to play in the half.

Kentucky would respond on its next drive, when Leary connected with multiple receivers to get the Cats into the red zone. Leary hit Barion Brown for a 32-yard pickup and later connected with both Robinson and Dane Key, setting the Cats up in prime scoring position. Kentucky scored its first touchdown of the game when Leary found Brown again, this time for an 11-yard touchdown. Raynor added the PAT and the Cats cut the UT lead to 13-10 with 7:38 left in the half.

Tennessee responded very quickly. The Vols needed just five plays and 1:22 to cover 75 yards. The final play was a 39-yard touchdown pass from Joe Milton to Chas Nimrod. Campbell added the point after and UT extended the lead to 20-10 with 6:16 to play in the half.

The Cats answered with a methodical, 10-play drive that mixed both the run and pass. Davis got involved early and late on the drive. In fact, Davis would rush eight yards to get the Cats to the UT seven, then would score on a seven-yard rush. Raynor added the extra point and UK cut the Tennessee lead to 20-17 with 1:46 left in the half.

Tennessee would get one more opportunity to score at the end of the half. The Vols would get a 34-yard field goal from Campbell with five seconds left in the half, giving UT a 23-17 lead. That would be the halftime score.

The Vols got the first possession of the second half and UK was able to force its first three and out of the game. UT punted and the Cats took over at their own 30 with 13:55 still remaining in the third quarter.

Kentucky would take the next possession into Tennessee territory before a sack of Leary put the Cats behind the chains. UK would eventually go for it on fourth down from the UT 34 but Leary's pass for Demie Sumo-Karngbaye would fall incomplete and Tennessee took over with 10:29 left in the third.

Tennessee would cash in on the ensuing possession. The Vols drove into UK territory but the Kentucky defense held, forcing a 35-yard field goal attempt from Campbell. The ball hit the right upright and bounced through, giving UT a 26-17 lead with 6:49 left in the third period.

Again, Kentucky responded with a big drive. Leary connected with Brown for 12 yards and, later in the drive, with Key for 34 yards, getting the Cats to the UT 14. Leary would then scramble for eight yards. Two plays later, Leary hit Dane Key with a seven-yard touchdown pass. Raynor added the PAT at UK cut the UT lead to 26-24 with 2:39 left in the third.

Tennessee got one first down on their next possession but on the final play of the third quarter, Milton was sacked by UK's Josiah Hayes and Octavious Oxendine, leaving the Vols facing a fourth down as the third period ended with UT leading 26-24.

The first play of the fourth period was a punt that Robinson took on a fair catch at the UK 20. The Cats took over there.

UK was able to move the ball on the arm of Leary. He hit Davis for 10 yards, Key for 21 yards and Sumo-Karngbaye for 15 to get UK into striking distance. But the drive stalled and UK was forced to try a 53-yard field goal that Raynor pulled left. UT took over, after a penalty, at their own 20 with 10:57 to play.

Tennessee would extend its lead on the following drive. The Vols marched 80 yards in 12 plays, ending with a Dylan Sampson touchdown run. Campbell added the PAT and the Vols led 33-24 with 7:30 remaining.

Kentucky would get closer on its next drive, which ended with a Raynor field goal from 28 yards out, cutting the Vols' advantage to 33-27 with 4:24 to play. That would be the final score.

## SCORING SUMMARY

Tennessee	10	13	3	7	-	33
Kentucky	0	17	7	3	-	27

1st 10:47 TENN - #0 J.Wright 52 yd rush (#19 C.Campbell kick), 5-70, 01:48 7-0

1st 05:34 TENN - #19 C.Campbell 44 yd FG, 6-8, 03:04 10-0

2nd 14:51 UK - #16 A.Raynor 28 yd FG, 10-65, 05:43 10-3

2nd 11:13 TENN - #19 C.Campbell 49 yd FG, 10-44, 03:38 13-3

2nd 07:38 UK - #7 B.Brown 11 yd pass from #13 D.Leary (#16 A.Raynor kick), 7-75, 03:35 13-10

2nd 06:16 TENN - #81 C.Nimrod 39 yd pass from #7 J.Milton III (#19 C.Campbell kick), 5-75, 01:22 20-10

2nd 01:46 UK - #1 R.Davis 7 yd rush (#16 A.Raynor kick), 10-75, 04:30 20-17

2nd 00:05 TENN - #19 C.Campbell 34 yd FG, 7-59, 01:41 23-17

3rd 06:49 TENN - #19 C.Campbell 35 yd FG, 8-49, 03:40 26-17

3rd 02:39 UK - #6 D.Key 7 yd pass from #13 D.Leary (#16 A.Raynor kick), 6-75, 04:10 26-24

4th 07:30 TENN - #6 D.Sampson 12 yd rush (#19 C.Campbell kick), 13-65, 03:27 33-24

4th 04:24 UK - #16 A.Raynor 28 yd FG, 9-65, 03:06 33-27

## TEAM STATISTICS

	VOLS	CATS
First Downs	24	24
Rush Att./Net Rush	47/253	24/72
Passing C/A/I	18/21/0	28/39/0
Offensive Plays	68	63
Total Offense	481	444
Fumbles/Lost	0/0	0/0
Penalties/Yards	9/70	4/21
Punts/Average	2/39.5	1/36.0
Third-Down Conv.	6 of 13	5 of 11
Time of Possession	26:56	33:04

## INDIVIDUAL STATISTICS

## RUSHING (ATT.-YD.-TD)

UT - Wright 11-120-1, Sampson 17-75-1, Small 9-32, Milton III 10-26

UK - Davis 16-42-1, Leary 5-21, Robinson 1-6, Sumo-Karngbaye 1-2, McClain 1-1

## PASSING (COMP-ATT-INT-YARDS-TD)

UT - Milton III 18-21-0-228-1

UK - Leary 28-39-0-372-2

## RECEIVING (REC-YARDS-TD)

UT - White 5-47, Sampson 4-39, Thornton 3-63, Keyton 3-30, Nimrod 1-39-1, Small 1-8, Wright 1-2

UK - Key 7-113-1, Brown 5-58-1, Jor. Dingle 4-61, Robinson 3-33, Davis 3-28, Sumo-Karngbaye 3-24, Kattus 2-35, Brown-Stephens 1-20

## TACKLES

UT - Walker 9, Herring 8, Jeudy-Lally 7

UK - Bryant 12, Jackson 11, Wallace 11, Phillips 8, Childress 8



## 2023 GAME REVIEWS

9

## KENTUCKY 24, MISSISSIPPI STATE 3

NOV. 4, 2023 • STARKVILLE, MISS.  
DAVIS WADE STADIUM (52,329)



Devin Leary passed for 156 yards and two touchdowns and the Kentucky defense had a huge game as the Cats beat Mississippi State 24-3 at Davis Wade Stadium in Starkville, Mississippi.

D'Eryk Jackson had a 28-yard interception return for a touchdown and the UK defense had five sacks and eight tackles for loss in the game. UK held MSU to just 218 yards of total offense.

Kentucky (6-3, 3-3 Southeastern Conference) got 80 yards on the ground from Ray Davis. Both Dane Key and Demie Sumo-Karngbaye had touchdown receptions for UK.

Mississippi State (4-5, 1-5) had the game's opening possession and the UK defense immediately forced a three and out. MSU would punt and the Cats would take over at their own 38 yard line.

Kentucky was able to get a first down on a Tayvion Robinson reception from Leary. Then on the following play, those two connected again, this time for 37 yards, getting the Cats to the MSU 14. UK would get another first down on an eight-yard reception by Key, getting the Cats to the MSU four yard line. On first and goal from the four, Leary hit Sumo-Karngbaye for a touchdown. Alex Raynor added the point after and Kentucky led 7-0 with 10:11 left in the first quarter.

The Bulldogs went three and out again on their next possession and MSU would punt it to the Cats, who took over at their own 32 with 8:42 still to play in the first period.

On the first play of the ensuing possession, Leary hit Barion Brown for 16 yards. But the Cats would not cross midfield and would be forced to punt. MSU took over at their own five yard line with 6:20 to play in the first.

The Bulldogs got first downs on the first two plays of the ensuing drive. MSU would keep the ball on the ground to get into UK territory as the first quarter ended with UK holding a 7-0 lead.

The Mississippi State drive would continue with the Bulldogs going to the air to get inside the red zone. But the UK defense held and forced the Bulldogs into a 25-yard field goal by Kyle Ferrie, which was good, cutting the Kentucky lead to 7-3 with 8:51 left in the half. The MSU drive was 20 plays long and took 12:29 off the clock.

Kentucky would get a first down on its next drive on a completion from Leary to Key. But as the Cats got near midfield, the drive stalled and UK punted it away. MSU took over at its own 23 with 6:43 left in the half.

But on the first play of the ensuing drive, Jackson intercepted a Mike Wright pass and took it 28 yards untouched into the end zone for a touchdown. Raynor added the PAT and the Cats led 14-3 with 6:35 left in the first half.

The Kentucky defense forced another three and out on its next drive and MSU was forced to punt. The Cats took over at their own 37 yard line with 4:46 left in the half.

Kentucky went to the ground with Davis on the next drive. The senior carried the ball on five consecutive plays to get the Cats into MSU territory. Then a reverse to Brown picked up 22 yards to get the Cats to the MSU eight yard line. Two plays later, Leary connected with Key on a four-yard touchdown pass. Raynor added another point after and the Cats led 21-3 with 52 seconds left in the half. That would be the halftime score.

The teams would exchange punts to start the second half before Kentucky got the offense moving on its second drive of the third quarter. The Cats got a 14-yard run from Davis, then a long completion to Robinson on a scramble for 28 yards. Another Leary to Robinson connection, this one for 19 yards, got the Cats into the red zone. But the drive stalled and UK settled for a 32-yard field goal from Raynor to take a 24-3 lead with 5:51 to play in the third.

The UK defense forced another three and out on the next possession and the Cats got the ball on the Mississippi State 44 yard line after an MSU punt.

Kentucky was not able to take advantage of the good field position and was forced to punt near the end of the third quarter. Kentucky would close the period with a 24-3 lead.

As the fourth quarter began, the Kentucky defense forced yet another three and out. The MSU punt gave Kentucky the ball at their own 49 with 14:47 left in the game.

After Kentucky failed on a fourth down conversion, MSU got the ball back and got into UK territory on a 34-yard completion from Chris Parson to Lideatrick Griffin. Later in the drive, Parson scrambled for a first down, getting the Bulldogs into the red zone. MSU would get to the UK five before a penalty set them back 15 yards. MSU would get back inside the UK five but the Cats would hold and would take over after a failed fourth down attempt.

## SCORING SUMMARY

Kentucky	7	14	3	0	-	24
Mississippi State	0	3	0	0	-	3

1st 10:11 UK - #0 D.Sumo-Karngbaye 4 yd pass from #13 D.Leary (#16 A.Raynor kick), 8-62, 04:00 7-0  
2nd 08:51 MSU - #80 K.Ferrie 25 yd FG, 20-88, 12:29 7-3  
2nd 06:35 UK - #54 D.Jackson 28 yd interception return (#16 A.Raynor kick), 00:08 14-3  
2nd 00:52 UK - #6 D.Key 4 yd pass from #13 D.Leary (#16 A.Raynor kick), 9-63, 03:54 21-3  
3rd 05:51 UK - #16 A.Raynor 32 yd FG, 12-72, 05:49 24-3

## TEAM STATISTICS

	CATS	DOGS
First Downs	14	15
Rush Att./Net Rush	29/110	31/73
Passing C/A/I	15/25/0	17/35/1
Offensive Plays	54	66
Total Offense	271	218
Fumbles/Lost	0/0	0/0
Penalties/Yards	6/45	9/68
Punts/Average	6/37.0	7/36.6
Third-Down Conv.	4 of 12	6 of 17
Time of Possession	30:38	29:22

## INDIVIDUAL STATISTICS

## RUSHING (ATT.-YD.-TD)

MSU - Davis 4-24, Wright 11-20, Pittman 7-18, Price 1-16, Griffin 1-12, Thomas 2-3  
UK - Davis 21-80, Brown 1-22, Jefferson 5-6, Leary 2-2

## PASSING (COMP-ATT-INT-YARDS-TD)

MSU - Wright 11-21-1-78-0, Parson 6-14-0-67-0  
UK - Leary 13-22-0-156-2, Sheron 2-3-0-5-0

## RECEIVING (REC-YARDS-TD)

MSU - Thomas 6-44, Robinson 4-37, Griffin 3-42, Pittman 3-15, Harmon 1-7  
UK - Robinson 5-91, Key 4-36-1, Brown 4-24, Davis 1-6, Sumo-Karngbaye 1-4-1

## TACKLES

MSU - Ellington 9, Johnson 8, Watson 7, Banks 5, Richardson 5, Pollock 5  
UK - Wallace 9, Hairston 8, Bryant 8, Hardaway 5



2023 GAME REVIEWS

10

#8/8 ALABAMA 49, KENTUCKY 21

NOV. 11, 2023 • LEXINGTON, KY.  
KROGER FIELD (61,936)



Ray Davis rushed for a pair of touchdowns but Kentucky lost its 2023 home finale, falling to No. 8 Alabama 49-21 at Kroger Field.

Quarterback Devin Leary completed 17 of 31 through the air for 158 yards and a touchdown for the Cats.

Kentucky (6-4, 3-4 Southeastern Conference) got a game-high eight tackles from freshman Ty Bryant.

Alabama (9-1, 7-0) had the game's first possession, and the Tide wasted no time getting on the board. Alabama covered 80 yards in 10 plays, ending with a

26-yard touchdown pass from Jalen Milroe to Amari Niblack. Will Reichard added the point after and Alabama led 7-0 with 9:38 to play in the first quarter.

Kentucky went three and out on its first possession and the Cats punted the ball back to the Tide, who took over at their own 45 yard line with 7:23 left in the first. Alabama would score again, this time on a 40-yard pass from Milroe to Kobe Prentice. Reichard added the PAT and the Tide led 14-0 with 5:32 to play in the first quarter.

On Kentucky's first play from scrimmage on the next drive, Leary connected with Barion Brown, but the UK receiver fumbled and Alabama's Terrion Arnold recovered and took it to the one yard line. From there, Milroe scored on a one-yard touchdown run, Reichard added the PAT and the Tide led 21-0 with 5:12 left in the first quarter.

Kentucky punted again on its next possession but All-American return man Kool-Aid McKinstry muffed the kick and UK's Nasir Addison recovered at the Alabama 32, giving UK its best field position of the quarter. UK would take advantage of the good field position, scoring its first touchdown of the day on a six-yard pass from Leary to Tavynon Robinson. Alex Raynor added the point after and the Alabama lead was cut to 21-7 with 1:30 left in the first.

Early in the second quarter, Alabama added to its lead when Milroe hit Roydell Williams with a 26-yard touchdown pass. Reichard added the PAT and the Tide led 28-7 with 10:14 left in the half.

From there, neither team scored for the remainder of the half and the Tide took a 28-7 lead into the break.

Kentucky started the second half in fine fashion. The Cats got the first possession of the third quarter and promptly marched 75 yards in 10 plays, concluding with a two-yard touchdown run by Ray Davis. Raynor added the PAT and the Alabama lead was trimmed to 28-14 with 10:53 still to play in the third quarter.

Alabama responded with a touchdown drive of its own. This time, a three-yard touchdown run by Milroe added to the Alabama lead. Reichard added the point after and the Tide led 35-14 with 6:29 left in the third. The Tide would be knocking on the door as the third quarter ended with Alabama leading 35-14.

On the first play of the fourth quarter, Milroe scored on a one-yard rush, adding to the Alabama lead. Reichard added the PAT and the Tide led 42-14 with 14:48 remaining. The Tide would score again to make it 49-14 before Kentucky responded with Ramon Jefferson scampering 74 yards to the Alabama one yard line. Three plays later, Davis scored his second touchdown of the day. Raynor added the point after, cutting the Alabama lead to 49-21 with 7:46 to play.

SCORING SUMMARY

Alabama	21	7	7	14	-	49
Kentucky	7	0	7	7	-	21

- 1st 09:38 ALA - #84 A.Niblack 26 yd pass from #4 J.Milroe (#16 W.Reichard kick), 10-80, 05:13 7-0
- 1st 05:32 ALA - #6 K.Prentice 40 yd pass from #4 J.Milroe (#16 W.Reichard kick), 4-55, 01:51 14-0
- 1st 05:12 ALA - #4 J.Milroe 1 yd rush (#16 W.Reichard kick), 1-1, 00:04 21-0
- 1st 01:30 UKY - #9 T.Robinson 6 yd pass from #13 D.Leary (#16 A.Raynor kick), 6-32, 02:43 21-7
- 2nd 10:14 ALA - #5 R.Williams 26 yd pass from #4 J.Milroe (#16 W.Reichard kick), 5-62, 02:34 28-7
- 3rd 10:53 UKY - #1 R.Davis 2 yd rush (#16 A.Raynor kick), 10-75, 04:07 28-14
- 3rd 09:36 ALA - #4 J.Milroe 3 yd rush (#16 W.Reichard kick), 9-65, 01:10 35-14
- 4th 14:48 ALA - #4 J.Milroe 1 yd rush (#16 W.Reichard kick), 8-38, 06:08 42-14
- 4th 09:46 ALA - #26 J.Miller 3 yd rush (#16 W.Reichard kick), 7-66, 03:21 49-14
- 4th 07:46 UKY - #1 R.Davis 1 yd rush (#16 A.Raynor kick), 4-75, 02:00 49-21

TEAM STATISTICS

	TIDE	CATS
First Downs	23	11
Rush Att./Net Rush	39/159	24/95
Passing C/A/I	16/25/1	17/31/1
Offensive Plays	64	55
Total Offense	444	253
Fumbles/Lost	1/1	1/1
Penalties/Yards	6/64	4/19
Punts/Average	3/45.3	6/42.0
Third-Down Conv.	7 of 11	3 of 11
Time of Possession	32:06	27:54

INDIVIDUAL STATISTICS

RUSHING (ATT.-YD.-TD)

UA - McClellan 9-43, Milroe 8-36-3, Haynes 6-33, Williams 6-20, Miller 6-11-1  
UK - Jefferson 2-73, Davis 12-26-2, Sumo-Karngbaye 4-7, B. Brown 1-7

PASSING (COMP-ATT-INT-YARDS-TD)

UA - Milroe 15-22-1-234-3, Simpson 1-3-0-51-0  
UK - Leary 17-31-1-158-1

RECEIVING (REC-YARDS-TD)

UA - Prentice 4-74-1, Niblack 2-38-1, Williams 2-14-1  
UK - Davis 5-32, Key 4-36, Kattus 2-38, T. Robinson 2-10-1

TACKLES

UA - Downs 7, Campbell 5, Arnold 4, Story 4  
UK - Bryant 8, Childress 6, Walker 5, Rybka 5





2023 GAME REVIEWS

11

SOUTH CAROLINA 17, KENTUCKY 14

NOV. 18, 2023 • COLUMBIA, S.C. WILLIAMS-BRICE STADIUM (77,788)



Ray Davis rushed for 61 yards and a touchdown and the Kentucky defense had a big effort but the Cats lost to South Carolina 17-14 at Williams Brice Stadium in Columbia.

Devin Leary was 17 of 34 through the air for 171 yards and a touchdown and an interception. Dane Key caught four passes for 51 yards and Barion Brown caught four for 30 yards and a touchdown.

Sophomore Deone Walker led the UK defensive effort with nine tackles, two tackles for loss, a sack and a quarterback hurry. Linebacker D'Eryk Jackson also had nine tackles for UK.

Kentucky (6-5, 3-5 Southeastern Conference) got the ball first and the Cats appeared to have a first down but a penalty negated the play. The Cats were forced to punt and South Carolina took over on its own 31.

The Gamecocks would turn their possession into points. South Carolina covered 69 yards in 11 plays, ending with a 13-yard touchdown pass from Spencer Rattler to Xavier Leggette. Mitch Jeter converted the extra point and the Gamecocks led 7-0 with 7:27 left in the first quarter.

Kentucky went three and out on its next possession and South Carolina took over at its own 44. The Gamecocks put together another long drive, 12 plays worth, but the Cats' defense held and forced South Carolina into a 23-yard field goal from Jeter, which was good, giving South Carolina a 10-0 lead with 13 seconds left in the first period.

The Cats would get things going on the next drive. Leary connected with Tayvion Robinson for 18 yards to get UK into South Carolina territory. On a third and eight, Leary hit Izayah Cummings for 12 yards to get Kentucky to the Carolina 12. After Davis rushed for five yards, Leary hit Brown in the back of the end zone for a seven-yard touchdown. Alex Raynor added the PAT and the Cats cut the deficit to 10-7 with 10:52 left in the half.

Kentucky's defense forced a three and out on the next South Carolina drive and the Gamecocks punted for the first time in the game. The Cats took over at their own 30 with 9:26 left in the half.

Ramon Jefferson ripped off a 21-yard run on the first play of the ensuing drive to get the Cats across midfield. Leary would scramble for eight yards and South Carolina was penalized on the play to move the ball to the South Carolina 27. But Leary would be forced out of the game and Kaiya Sheron came on at quarterback.

Three plays later, Leary came back into the game, facing third and nine, and connected with Brown for a 14-yard completion. But two plays later, Leary's pass to the end zone was intercepted by South Carolina's Nick Emmanwori, thwarting the drive and giving the Gamecocks the ball with 5:35 to play in the first half.

South Carolina's drive went nowhere, thanks to a 17-yard loss by Leggette, who was stopped for the big loss by UK linebacker Trevin Wallace. The Gamecocks punted and the Cats took over at their own 42 with 3:31 to play in the half.

On Kentucky's next drive, Leary hit Key on third and two for an apparent first down but Key fumbled and South Carolina recovered at their own 34 yard line. The Gamecocks would do nothing with the drive and punted it away. The Cats took a knee and went to the half trailing 10-7.

South Carolina took the ball to start the third quarter and the Gamecocks got one first down before being forced to punt. The Cats were forced to start from their own eight yard line.

The Cats benefited from a penalty on South Carolina to get a little breathing room. The Cats would get into South Carolina territory on receptions by Cummings and Key before Davis took a handoff up the middle and took it to the house for a 31-yard touchdown, giving UK its first lead of the game. Raynor added the PAT and Kentucky grabbed a 14-10 lead with 8:42 left in the third quarter. The 92-yard drive was Kentucky's longest of the season.

The teams would exchange three and outs but South Carolina gained some field position, starting its third drive of the second half at their own 46 with 4:08 left in the third quarter. The Gamecocks would get into UK territory but a sack by Octavious Oxendine foiled the drive and forced another South Carolina punt.

Kentucky took over at its own seven near the end of the third quarter, a stanza that ended with Kentucky ahead 14-10.

As the fourth quarter began, Kentucky was forced to punt and South Carolina took over at its own 26 with 13:16 to play. The Gamecocks were able to move the ball into UK territory and would find the end zone on a 17-yard touchdown pass from Rattler to Legette. Jeter added the point after and South Carolina led 17-14 with 7:44 remaining.

Kentucky was able to get the ball to midfield on its next drive but would eventually punt and South Carolina took over at its own one yard line after a 53-yard punt by Wilson Berry. Kentucky would force another three and out and would get the ball back on the South Carolina 49 with 2:10 remaining.

However, on the first play of the ensuing drive, Leary was intercepted by South Carolina's Tonka Hemingway. The UK defense forced another three and out and South Carolina punted it back to the Cats. UK took over at its own 20 with 57 seconds left and no time outs remaining. UK was able to get the ball near midfield but could get no further.

SCORING SUMMARY

Table with 5 columns: Team, Points, Field Goals, Touchdowns, Extra Points. Rows for Kentucky and South Carolina.

- 1st 07:27 USC - #17 X.Legette 13 yd pass from #7 S.Rattler (#98 M.Jeter kick), 11-69, 05:11 0-7
1st 00:13 USC - #98 M.Jeter 23 yd FG, 12-51, 06:32 0-10
2nd 10:52 KENT - #7 B.Brown 7 yd pass from #13 D.Leary (#16 A.Raynor kick), 12-75, 04:15 7-10
3rd 08:42 KENT - #1 R.Davis 31 yd rush (#16 A.Raynor kick), 9-92, 05:20 14-10
4th 07:44 USC - #17 X.Legette 17 yd pass from #7 S.Rattler (#98 M.Jeter kick), 9-74, 05:32 14-17

TEAM STATISTICS

Table with 3 columns: Team, Cats, Cocks. Rows for First Downs, Rush Att./Net Rush, Passing C/A/I, Offensive Plays, Total Offense, Fumbles/Lost, Penalties/Yards, Punts/Average, Third-Down Conv., Time of Possession.

INDIVIDUAL STATISTICS

RUSHING (ATT.-YD.-TD)

UK - Davis 12-61-1, Jefferson 6-50, Leary 4-8, Robinson 1-6, Sumo-Karngbaye 1-5
USC - Anderson 13-27, Rattler 10-24, Sellers 2-9, Braswell 1-3

PASSING (COMP-ATT-INT-YARDS-TD)

UK - Leary 17-34-1-171-1
USC - Rattler 19-27-0-207-2

RECEIVING (REC-YARDS-TD)

UK - Key 4-51, Brown 4-10-1, Cummings 3-43, Robinson 3-29
USC - Legette 6-94-2, Knox 4-35, Brown 4-38, Anderson 3-22

TACKLES

UK - Walker 9, Jackson 9, Lovett 5, Afari Jr., 4, Wallace 4
USC - Emmanwori 9, Williams 8, Martin-Scott 5, Kilgore 5



## 2023 GAME-BY-GAME STARTERS

## OFFENSIVE STARTERS

	TE/WR	LT	LG	C	RG	RT	WR	WR/TE	WR/TE	RB	QB
<b>BALL STATE</b>	Bates	M. Cox	Horse	Burton	E. Cox	Flax	Brown	Key	T. Robinson	R. Davis	Leary
<b>E. KENTUCKY</b>	Kattus	M. Cox	Ray	Burton	E. Cox	Ford	Brown	Key	T. Robinson	R. Davis	Leary
<b>AKRON</b>	Jo. Dingle	M. Cox	Ray	Burton	E. Cox	Flax	Brown	Key	T. Robinson	R. Davis	Leary
<b>at Vanderbilt</b>	Bates	M. Cox	Ray	E. Cox	Burton	Flax	Brown	Key	T. Robinson	R. Davis	Leary
<b>FLORIDA</b>	Bates	M. Cox	Ray	E. Cox	Burton	Flax	Key	Jo. Dingle	T. Robinson	R. Davis	Leary
<b>at Georgia</b>	Bates	M. Cox	Ray	E. Cox	Burton	Flax	Brown	Key	Cummings	R. Davis	Leary
<b>MISSOURI</b>	Bates	M. Cox	Horse	E. Cox	Ray	Flax	Brown	Key	T. Robinson	R. Davis	Leary
<b>TENNESSEE</b>	Bates	M. Cox	Ray	E. Cox	Burton	Flax	Brown	Key	Kattus	R. Davis	Leary
<b>at Miss. State</b>	Bates	M. Cox	Horse	E. Cox	Burton	Flax	Brown	Key	Kattus	R. Davis	Leary
<b>ALABAMA</b>	Bates	M. Cox	Horse	E. Cox	Burton	Flax	T. Robinson	Key	Kattus	R. Davis	Leary
<b>at South Carolina</b>	Bates	M. Cox	Ray	E. Cox	Burton	Flax	Brown	Key	T. Robinson	R. Davis	Leary
<b>at Louisville</b>											

## DEFENSIVE STARTERS

	CB	DE	NG	DT	SLB/DT	WLB	MLB	NICK/LB	SS	FS	CB
<b>BALL STATE</b>	Hairston	Silver	Walker	Oxendine	Weaver	Wallace	Jackson	Afari	Childress	Lovett	Phillips
<b>E. KENTUCKY</b>	Hairston	Silver	Walker	Oxendine	Weaver	Wallace	Jackson	Afari	Childress	Lovett	Phillips
<b>AKRON</b>	Hairston	Silver	Walker	Rybka	Weaver	Wallace	Jackson	Afari	Childress	Lovett	Phillips
<b>at Vanderbilt</b>	Hairston	Silver	Walker	Rybka	Weaver	Wallace	Jackson	Afari	Childress	Lovett	Phillips
<b>FLORIDA</b>	Hairston	Silver	Walker	Oxendine	Weaver	Wallace	Jackson	Afari	Childress	Lovett	Phillips
<b>at Georgia</b>	Hairston	Silver	Walker	Oxendine	Weaver	Wallace	Jackson	Afari	Childress	Lovett	Phillips
<b>MISSOURI</b>	Hairston	Oxendine	Walker	Hayes	Weaver	D. Rayner	Jackson	Afari	Childress	Lovett	Phillips
<b>TENNESSEE</b>	Hairston	Silver	Walker	Oxendine	Weaver	Wallace	Jackson	J. Robinson	Childress	Bryant	Phillips
<b>at Miss. State</b>	Hairston	Silver	Walker	Saunders	Weaver	Wallace	Jackson	Afari	Childress	Bryant	Phillips
<b>ALABAMA</b>	Hairston	Silver	Walker	Oxendine	Weaver	Wallace	Jackson	Afari	Childress	Bryant	Hardaway
<b>at South Carolina</b>	Hairston	Silver	Walker	Rybka	Weaver	Wallace	Jackson	Afari	Childress	Lovett	Phillips
<b>at Louisville</b>											



2023 SCORING DRIVE ANALYSIS

GAME-BY-GAME SCORING DRIVES

Game	Plays/Yards	Qtr./Clock	Res.	Scoring Play
BSU	5/51	1/13:17	FG	Raynor 41 yd FG
BSU	11/70	2/11:31	TD	R. Davis 2 yd rush
BSU	-	2/6:58	TD	Geiger 69 yd fumble return
BSU	4/2	2/1:08	FG	Raynor 46 yd FG
BSU	4/26	2/0:00	FG	Raynor 46 yd FG
BSU	7/89	3/6:43	TD	Key 5 yd pass from Leary
BSU	-	3/0:28	TD	B. Brown 99 yd kick return
BSU	6/66	4/0:06	TD	R. Davis 30 yd rush
EKU	1/24	2/0:42	TD	Robinson 24 yd pass from Leary
EKU	9/72	3/5:47	TD	Robinson 6 yd pass from Leary
EKU	4/85	3/1:47	TD	B. Brown 13 yd pass from Leary
EKU	6/65	4/8:08	TD	R. Davis 24 yd pass from Leary
AKR	7/75	1/10:34	TD	Kattus 6 yd pass from Leary
AKR	10/70	2/0:08	TD	Robinson 22 yd pass from Leary
AKR	4/81	3/1:38	TD	R. Davis 58 yd pass from Leary
AKR	3/73	4/13:47	TD	R. Davis 55 yd rush
AKR	4/62	4/3:04	TD	Sumo-Karnbaye 4 yd rush
VU	7/82	1/9:51	TD	McClain 36 yd rush
VU	-	1/8:14	TD	Hairston 29 yd INT return
VU	5/69	1/1:56	TD	R. Davis 2 yd rush
VU	13/74	2/4:53	FG	Raynor 27 yd FG
VU	4/11	3/6:44	TD	R. Davis 1 yd rush
VU	9/88	4/10:35	TD	Key 22 yd pass from Leary
VU	-	4/4:15	TD	Hairston 54 yd INT return
FLA	12/81	1/7:13	FG	Raynor 24 yd FG
FLA	2/15	1/5:37	TD	R. Davis 9 yd pass from Leary
FLA	4/90	1/0:23	TD	R. Davis 75 yd rush (PAT blocked)
FLA	7/80	2/8:54	TD	R. Davis 3 yd rush
FLA	6/68	3/10:54	TD	R. Davis 2 yd rush
FLA	6/15	4/7:44	FG	Raynor 50 yd FG
UGA	10/75	2/6:44	TD	Kattus 4 yd pass from Leary
UGA	2/28	3/10:34	TD	R. Davis 26 yd pass from Leary (2-pt failed)
MIZZ	9/65	1/8:32	TD	R. Davis 7 yd pass from Leary
MIZZ	9/63	1/2:09	TD	Leary 13 yd rush
MIZZ	7/71	3/3:39	TD	Brown-Stephens 4 yd pass from Leary
TENN	10/65	2/14:51	FG	Raynor 28 yd FG
TENN	7/75	2/7:38	TD	B. Brown 11 yd pass from Leary
TENN	10/75	2/1:46	TD	R. Davis 7 yd rush
TENN	6/75	3/2:39	TD	Key 7 yd pass from Leary
TENN	9/65	4/4:24	FG	Raynor 28 yd FG
MSTATE	8/62	1/10:11	TD	Sumo-Karnbaye 4 yd pass from Leary
MSTATE	-	2/6:35	TD	D. Jackson 28 yd INT return
MSTATE	9/63	2/0:52	TD	Key 4 yd pass from Leary
MSTATE	12/72	3/5:51	FG	A. Raynor 32 yd FG
BAMA	6/32	1/1:30	TD	T. Robinson 6 yd pass from Leary
BAMA	10/75	3/10:53	TD	R. Davis 2 yd rush
BAMA	4/75	4/7:46	TD	R. Davis 1 yd Rudh
SCAR	12/75	2/10:52	TD	B. Brown 7 yd pass from Leary
SCAR	9/92	3/8:42	TD	R. Davis 31 yd rush

GAME-BY-GAME TD DRIVES

Yds	TD	Drive	Poss. Time	Plays	TDs
0-9			00:00-00:59	8	4
10-19	2	2	01:00-01:59	2	2
20-29	2	2	02:00-02:59	24	7
30-39	1	1	03:00-03:59	60	9
40-49			04:00-04:59	86	10
50-59			05:00-05:59	10	2
60-69	9	9	06:00-06:59	1	1
70-79	13	13	07:00-07:59		
80-89	6	6	08:00-08:59		
90-99	2	2	09:00-09:59		
<b>Total</b>	<b>35</b>	<b>35</b>	10:00-10:59		
			11:00-11:59		
			12:00-12:59		
			13:00-13:59		
			14:00-14:59		

GAME OPENING DRIVES

Game	KENTUCKY		OPPONENT	
	Res/Pts	Yds	Res/Pts	Yds
vs. Ball State	FG/3	51	Punt/0	9
vs. EKU	Punt	9	TD/7	30
vs. Akron	TD/7	75	Punt/0	-1
at Vanderbilt	TD/7	82	Punt/0	11
vs. Florida	FG/3	81	Punt/0	7
at Georgia	Punt/0	26	TD/7	75
vs. Missouri	TD/7	65	Punt/0	0
vs. Tennessee	Punt/0	9	TD/7	70
at Miss. State	TD/7	62	Punt/0	2
vs. Alabama	Punt/0	-5	TD/7	80
at So. Carolina	Punt/0	-1	TD/7	64
<b>Total/Avg</b>	<b>34/3.1</b>	<b>454/41.3</b>	<b>35/3.2</b>	<b>347/31.5</b>

2ND HALF OPENING DRIVES

Game	KENTUCKY		OPPONENT	
	Res/Pts	Yds	Res/Pts	Yds
vs. Ball State	TD/7	89	Punt/0	28
vs. EKU	TD/7	72	FG/3	71
vs. Akron	INT/0	4	Punt/0	18
at Vanderbilt	Punt/0	0	Punt/0	-1
vs. Florida	TD/7	68	TD/7	75
at Georgia	Punt/0	5	INT/0	11
vs. Missouri	Fumble/0	4	FG/3	17
vs. Tennessee	Downs/0	36	Punt/0	9
at Miss. State	Punt/0	8	Punt/0	20
vs. Alabama	TD/7	75	TD/7	65
at So. Carolina	TD/7	92	Punt/0	13
<b>Total/Avg</b>	<b>35/3.2</b>	<b>453/41.2</b>	<b>20/1.8</b>	<b>326/29.6</b>

DRIVE ANALYSIS

Game	Total Drive	TD	FG	MFG	P	TO	4DN
vs. Ball State	9	3	3	0	2	1	0
vs. EKU	11	4	0	0	4	1	1
vs. Akron	10	5	0	0	3	2	0
at Vanderbilt	12	4	1	0	5	2	0
vs. Florida	10	4	2	0	3	0	0
at Georgia	11	2	0	0	8	0	0
vs. Missouri	12	3	0	0	5	3	1
vs. Tennessee	9	3	2	1	1	0	2
at Miss. State	10	2	1	0	6	0	1
vs. Alabama							
at So. Carolina	11	2	0	0	5	3	1
<b>Totals</b>	<b>105</b>	<b>32</b>	<b>9</b>	<b>1</b>	<b>42</b>	<b>12</b>	<b>6</b>





## 2023 GAME-BY-GAME STATISTICS


Game	Score	First Downs	Time of Possession	Rushing (No-Yds-TD)	Passing (Cmp-Att-Int-Yds-TD)	Total Offense (Plays-Yds-TD)	3rd Down Conversions	Fumbles-Lost
<b>KENTUCKY</b>	44	17	21:58	20-113-2	18-31-1-241-1	51-354-3	4-9	0-0
Ball State	14	18	38:02	41-72-1	22-30-0-223-1	71-295-2	9-17	3-2
<b>KENTUCKY</b>	28	21	32:07	23-115-0	24-38-1-299-4	61-414-4	4-11	1-0
Eastern Kentucky	17	15	27:53	27-92-1	19-29-1-219-1	56-311-2	6-12	1-1
<b>KENTUCKY</b>	35	18	25:13	22-135-2	15-26-1-315-3	49-450-5	5-8	4-2
Akron	3	16	34:47	25-49-0	29-41-0-190-0	66-239-0	6-15	1-1
<b>KENTUCKY</b>	45	19	31:11	31-160-3	15-29-2-205-1	60-365-4	5-11	1-0
at Vanderbilt	28	20	28:49	27-97-2	20-47-3-231-1	74-328-3	6-16	0-0
<b>KENTUCKY</b>	33	23	28:46	36-329-3	9-20-0-69-1	56-398-4	2-9	0-0
vs. Florida	14	15	31:14	29-69-0	25-30-1-244-2	59-313-2	4-13	1-3
<b>KENTUCKY</b>	13	12	22:32	24-55-0	10-26-0-128-2	50-183-2	2-11	0-0
at Georgia	51	34	37:28	31-173-1	33-42-1-435-5	73-608-6	6-11	0-0
<b>KENTUCKY</b>	21	20	28:53	31-179-1	14-27-2-120-2	58-299-3	5-12	1-1
vs. Missouri	38	20	31:07	38-118-2	20-30-1-206-2	68-324-4	6-14	1-0
<b>KENTUCKY</b>	26	24	33:04	24-72-1	28-39-0-372-2	63-444-3	5-11	0-0
vs. Tennessee	33	24	26:56	47-253-2	18-21-0-228-1	68-481-3	6-13	0-0
<b>KENTUCKY</b>	24	14	30:38	29-110	15-25-0-161-2	54-271-2	4-12	0-0
at Miss. State	3	15	29:22	31-73	17-35-1-145-0	66-218-0	6-17	0-0
<b>KENTUCKY</b>	21	11	27:54	24-95	17-31-1-158-1	55-253-3	3-11	1-1
vs. Alabama	49	23	32:06	39-159	16-25-1-285-3	64-444-7	7-11	1-1
<b>KENTUCKY</b>	14	17	28:21	27-122-1	17-34-1-171-1	61-293-2	6-13	3-2
at So. Carolina	17	17	31:39	33-50-0	19-27-0-207-2	60-257-2	5-14	0-0

## GAME-BY GAME RUSHING

(No-Yds-TD)	R. Davis	Jefferson	Leary	McClain	Sumo-Karbaye
Ball State	14-112-2	-	2/-8-0	1-9-0	0-0-0
EKU	12-52-0	3-23-0	1/-12-0	5-18-0	0-0-0
Akron	7-72-1	1-12-0	3/-12-0	3-23-0	4-58-1
at Vanderbilt	17-78-2	0-0-0	3-12-0	6-64-1	2-4-0
vs. Florida	26-280-3	2-1-0	0-0-0	3-2-0	4-32-0
at Georgia	15-59-0	0-0-0	3/-28-0	4-21-0	2-3-0
vs. Missouri	20-128-0	-	8-3-1	0-0-0	1-28-0
vs. Tennessee	16-42-1	-	5-21-0	1-1-0	1-2-0
at Miss. State	21-80-0	5-6-0	2-2-0	0-0-0	0-0-0
vs. Alabama	12-26-2	2-73-0	5/-18-0	INJ	4-7-0
at So. Carolina	12-61-1	6-50-0	4-8-0	0-0-0	2-5-0

## GAME-BY GAME RECEIVING

(Rec-Yds-TD)	Bates	Brown	Cummings	Jo. Dingle	Sumo-Karbaye	Key	McClain	Robinson	R. Davis	Kattus	Brown-Stephens
Ball State	1-30-0	3-39-0	0-0-0	0-0-0	2-18-0	5-96-1	1-10-0	3-38-0	3-10-0	0-0-0	0-0-0
EKU	0-0-0	6-51-1	0-0-0	1-16-0	1-6-0	4-42-0	2-6-0	6-136-2	3-36-1	0-0-0	1-6-0
Akron	0-0-0	2-19-0	0-0-0	4-89-0	0-0-0	0-0-0	0-0-0	5-86-1	3-97-1	2-24-1	0-0-0
at Vanderbilt	2-16-0	4-105-0	0-0-0	0-0-0	2-3-0	4-58-1	0-0-0	2-23-0	1/-6-0	INJ	1-6-0
vs. Florida	0-0-0	4-37-0	0-0-0	0-0-0	1/-2-0	0-0-0	0-0-0	3-25-0	1-9-1	0-0-0	0-0-0
at Georgia	0-0-0	1-7-0	0-0-0	0-0-0	0-0-0	3-65-0	0-0-0	2-9-0	2-36-1	2-11-1	0-0-0
vs. Missouri	0-0-0	3-18-0	0-0-0	2-32-0	3-13-0	1-21-0	0-0-0	2-21-0	2-11-1	0-0-0	1-4-1
vs. Tennessee	0-0-0	5-58-1	0-0-0	4-61-0	3-24-0	7-113-1	0-0-0	3-33-0	3-28-0	2-35-0	1-20-0
at Miss. State	0-0-0	4-24-0	0-0-0	0-0-0	1-4-1	4-36-1	0-0-0	5-91-0	1-6-0	0-0-0	0-0-0
vs. Alabama	1-33-0	2-3-0	0-0-0	0-0-0	0-0-0	4-46-0	INJ	2-10-0	5-32-0	2-38-0	0-0-0
at So. Carolina	0-0-0	4-30-1	3-43-0	INJ	1-3-0	4-51-0	0-0-0	3-29-0	1-7-0	0-0-0	1-8-0



# 2023 GAME NOTES

## GAME-BY-GAME PASSING

(Cmp-Att-Int-Yds-TD)	Leary	Sheron	D. Wade
Ball State	18-31-1-241-1	-	-
EKU	24-38-1-299-4	-	-
Akron	16-25-1-315-3	0-1-0-0-0	-
at Vanderbilt	15-29-2-205-1	-	-
vs. Florida	8-20-0-69-1	-	-
at Georgia	10-26-0-128-2	-	-
vs. Missouri	14-27-2-120-2	-	-
vs. Tennessee	29-39-0-372-2	-	-
at Miss. State	13-22-0-156-2	2-3-0-5-0	-
vs. Alabama	17-31-1-158-1	0-0-0-0-0	-
at So. Carolina	17-34-1-171-1	0-0-0-0-0	-

## GAME-BY-GAME PUNTING

(No-Yds-Avg-LG-In20)	Berry
Ball State	2-97-48.5-51-0
EKU	3-155-51.7-55-3
Akron	3-123-41.0-45-1
at Vanderbilt	5-204-40.8-48-1
vs. Florida	3-143-47.7-56-1
at Georgia	8-248-31.0-47-3
vs. Missouri	5-190-38.0-55-0
vs. Tennessee	1-36-36.0-36-0
at Miss. State	6-222-37.0-44-3
vs. Alabama	6-252-42.0-50-0
at So. Carolina	5-229-45.8-53-1

## GAME-BY-GAME FG

FG Made (Miss)	Raynor
Ball State	3 (0)
EKU	0 (0)
Akron	0 (0)
at Vanderbilt	1 (0)
vs. Florida	2 (0)
at Georgia	0 (0)
vs. Missouri	0 (0)
vs. Tennessee	2 (1)
at Miss. State	1 (0)
vs. Alabama	0 (0)
at So. Carolina	0 (0)

## GAME-BY-GAME DEFENSIVE LINE (Tackles-Tackles For Loss-Sacks)

Game	Dinkins	Hayes	Oxendine	Silver	Rybka	Saunders	Walker	Henry-Young
Ball State	1-1-0	3-0-0	1-0-0	1-1-0	DNP	4-1.5-1.5	2-0-0	1-0-0
EKU	0-0-0	3-0.5-0	0-0-0	3-0-0	2-1-0	2-0-0	5-1-1	0-0-0
Akron	2-0-0	1-0-0	1-0-0	1-0-0	3-0-0	0-0-0	2-0-0	2-1-1
at Vanderbilt	0-0-0	0-0-0	6-0-0	0-0-0	0-0-0	1-0-0	3-0.5-0.5	2-0.5-0.5
vs. Florida	0-0-0	2-1-0	2-0-0	2-1-0	INJ	1-0-0	2-1-1	3-0-0
at Georgia	0-0-0	1-1-0	2-1-0	2-0-0	1-0-0	1-0-0	4-0-0	1-0-0
vs. Missouri	3-0-0	2-0.5-0	0-0-0	INJ	3-0.5-0	0-0-0	7-4-1	1-0.5-0
vs. Tennessee	0-0-0	3-0.5-0.5	4-0.5-0.5	2-0-0	2-0-0	0-0-0	3-1-1	0-0-0
at Miss. State	0-0-0	3-0-0	0-0-0	2-0-0	3-1-0.5	3-0-0	2-0-0	0-0-0
vs. Alabama	2-0-0	0-0-0	0-0-0	1-0-0	5-0.5-0	3-1-0	5-1-0	INJ
at So. Carolina	0-0-0	1-0-0	2-1-1	1-0-0	2-0-0	1-0-0	9-2-1	INJ

## GAME-BY-GAME LINEBACKERS (Tackles-Tackles For Loss-Sacks-Pass Breakups)

Game	D. Jackson	D. Rayner	Thrower	K. Wade	Wallace	Weaver	Matthews
Ball State	8-0-0-0	0-0-0-0	2-0-0-0	2-0-0-0	12-2-0.5-0	6-1-1-1	1-0-0-0
EKU	5-0.5-0-0	0-0-0-0	0-0-0-0	3-0-0-0	7-1-1-0	3-1-0-0	0-0-0-0
Akron	2-0-0-1	3-0-0-0	5-0-0-0	2-1-1-0	5-2-2-0	3-0-0-0	0-0-0-0
at Vanderbilt	4-0-0-INT	3-0-0-0	1-0-0-0	3-0-0-0	1-0-0-0	2-0-0-1	0-0-0-0
vs. Florida	5-1.5-1-1	2-1-0-0	1-0-0-0	6-0.5-0-0	2-0-0-INT	2-1-1-0	0-0-0-0
at Georgia	11-0-0-0	1-0-0-1	1-1-0-0	4-1-0-0	4-0-0-0	2-0-0-0	1-0-0-0
vs. Missouri	9-0-0-0	10-1-0-0	3-0-0-0	0-0-0-0	INJ	4-1.5-1-0	0-0-0-0
vs. Tennessee	11-2-0-0	3-0-0-0	1-0-0-0	4-1-0-0	11-0-0-0	3-0-0-0	0-0-0-0
at Miss. State	3-0.5-0-INT	3-1-0-0	INJ	4-0.5-0-0	9-1-1-0	2-1-1-0	0-0-0-0
vs. Alabama	3-0-0-0	2-0-0-0	INJ	2-0-0-0	3-0-0-0	2-0-0-0	3-0-0-0
at So. Carolina	9-1-0-1	1-0-0-0	0-0-0-0	3-0-0-0	4-1-0-0	2-0-0-0	0-0-0-0

## GAME-BY-GAME DEFENSIVE BACKS (Tackles-Pass Breakups-Int.)

Game	Afari	Hardaway	Childress	Geiger	Hairston	Lovett	Phillips	T. Bryant
Ball State	8-1.5-0	2-0-0	1-0-0	1-0-0	8-0-0	7-0-0	5-0-0	0-0-0
EKU	1-0-0	0-0-0	4-0-0	3-0-0	4-0-1	5-0-0	7-0-0	0-0-0
Akron	1-0-0	1-2-0	3-0-0	2-0-0	7-0-0	2-0-0	2-1-0	2-0-0
at Vanderbilt	3-0-0	1-0-0	3-1-0	1-0-0	4-3-2 (2 TD)	0-0-0	5-1-0	0-0-0
vs. Florida	9-0-0	0-0-0	4-0-0	0-0-0	10-0-0	2-0-0	4-0-0	0-0-0
at Georgia	2-0-0	0-0-0	4-0-0	0-0-0	8-0-1	1-0-0	2-0-0	2-0-0
vs. Missouri	5-0-0	1-0-0	5-0-0	INJ	3-0-1	0-0-0	3-0-0	4-0-0
vs. Tennessee	0-0-0	3-0-0	8-0-0	0-0-0	2-0-0	INJ	8-0-0	12-0-0
at Miss. State	4-1-0	0-0-0	3-0-0	0-0-0	8-0-0	INJ	1-0-0	8-0-0
vs. Alabama	2-0-0	4-0-0	6-0-0	1-0-0	4-1-0	0-0-1	INJ	8-0-0
at So. Carolina	4-0-0	1-0-0	3-1-0	1-0-0	1-1-0	5-0-0	2-0-0	1-1-0





## 2023 GAME-BY-GAME STATISTICS

## TURNOVERS

Opponent	FORCED BY KENTUCKY					FORCED BY OPPONENT			
	Fum	Int	Tot	Margin	UK Pts Off	Fum	Int	Tot	Opp Pts Off
Ball State	2	0	2	+1	10	0	1	1	0
EKU	1	1	2	+1	0	0	1	1	0
Akron	1	0	1	-2	0	2	1	3	3
at Vanderbilt	0	3	3	+1	21	0	2	2	3
vs. Florida	0	1	1	+1	7	0	0	0	0
at Georgia	0	1	1	+1	7	0	0	0	0
vs. Missouri	0	1	1	-2	7	1	2	3	6
vs. Tennessee	0	0	0	0	0	0	0	0	0
at Miss. State	0	1	1	+1	7	0	0	0	0
vs. Alabama	1	1	2	0	7	1	1	2	7
at So. Carolina	0	0	0	-3	0	2	1	3	0
<b>TOTALS</b>	<b>5</b>	<b>9</b>	<b>14</b>	<b>-1</b>	<b>66</b>	<b>6</b>	<b>9</b>	<b>15</b>	<b>19</b>

## KENTUCKY BIG PLAYS


Opponent	RUSHING					PASSING				SPECIAL TEAMS	
	15+	20+	30+	40+	50+	20+	30+	40+	50+	Block	Return for TD
Ball State	0	0	0	0	0	3	3	2	0	1	1
EKU	2	1	0	0	0	5	1	1	1	0	0
Akron	2	2	2	2	1	7	3	2	2	0	0
at Vanderbilt	5	3	2	0	0	3	2	1	1	0	0
vs. Florida	7	5	3	1	1	0	0	0	0	0	0
at Georgia	0	0	0	0	0	2	1	0	0	0	0
vs. Missouri	4	2	0	0	0	2	1	0	0	1	0
vs. Tennessee	0	0	0	0	0	5	2	0	0	0	0
at Miss. State	1	1	0	0	0	2	1	0	0	0	0
vs. Alabama	1	1	1	1	1	3	1	0	0	0	0
at So. Carolina	3	2	1	0	0	1	0	0	0	0	0
<b>TOTALS</b>	<b>25</b>	<b>17</b>	<b>9</b>	<b>4</b>	<b>3</b>	<b>33</b>	<b>15</b>	<b>6</b>	<b>4</b>	<b>2</b>	<b>1</b>

## OPPONENT BIG PLAYS

Opponent	RUSHING					PASSING				SPECIAL TEAMS	
	15+	20+	30+	40+	50+	20+	30+	40+	50+	Block	Return for TD
Ball State	0	0	0	0	0	3	3	2	0	1	1
EKU	1	1	0	0	0	3	2	1	0	1	0
Akron	0	0	0	0	0	2	0	0	0	0	0
at Vanderbilt	0	0	0	0	0	4	1	0	0	0	0
vs. Florida	1	0	0	0	0	3	2	0	0	1 (PAT)	0
at Georgia	2	0	0	0	0	8	3	2	0	0	0
vs. Missouri	2	1	0	0	0	2	1	0	0	0	0
vs. Tennessee	4	2	1	1	1	2	2	1	0	0	0
at Miss. State	1	0	0	0	0	1	1	0	0	0	0
vs. Alabama	2	0	0	0	0	7	3	1	0	0	0
at So. Carolina	0	0	0	0	0	2	0	0	0	0	0
<b>TOTALS</b>	<b>13</b>	<b>4</b>	<b>1</b>	<b>1</b>	<b>1</b>	<b>37</b>	<b>18</b>	<b>7</b>	<b>0</b>	<b>3</b>	<b>1</b>

## DRIVE CHART STATISTICS

Opponent	No.	Avg Plays	Avg Yds	For TD	Avg Plays	Avg Yds
Ball State	9	6.7	39.2	3	5.3	57.0
EKU	11	5.5	37.6	4	5.0	61.5
Akron	10	4.8	45.0	5	5.4	72.2
at Vanderbilt	12	6.0	30.4	4	6.3	62.5
vs. Florida	10	5.6	39.8	4	5.3	63.3
at Georgia	11	4.5	16.6	2	6.0	51.5
vs. Missouri	12	4.8	24.9	3	8.3	66.3
vs. Tennessee	9	7.0	49.3	3	6.7	75.0
at Miss. State	10	5.4	27.1	2	8.5	62.5
vs. Alabama	13	4.2	19.5	3	6.7	60.7
at So. Carolina	11	5.5	26.6	2	10.5	83.0



2023 EXPLOSIVE PLAYS

RUNS 15+

R. Davis

26 yards
23 yards
30 yards\*
55 yards\*
38 yards
19 yards
22 yards
75 yards\*
16 yards
33 yards
31 yards
15 yards
31 yards\*
13 rush., 414 yards, 31.8 avg., 3 TD

Brown

26 yards
17 yards
22 yards
3 rush, 65 yards, 21.7 avg., 0 TD

McClain

15 yards
36 yards\*
16 yards
3 rush, 67 yards, 22.3 avg., 1 TD

Jefferson

16 yards
74 yards
21 yards
15 yards
4 rush, 126 yards, 31.5 avg., 0 TD

Sumo-Karlbaye

42 yards
16 yards
28 yards
28 yards
4 rush, 114 yards, 28.5 avg., 0 TD

Leary

22 yards
20 yards
2 rush, 42 yards, 21.0 avg., 0 TD

Total: 29 rush, 774 yards, 26.7 avg., 5 TD

RECEIVING 20+

Key

44 yards
27 yards
22 yards\*
36 yards
21 yards
34 yards
21 yards
25 yards
8 rec., 230 yards, 28.8 avg., 1 TD

Brown

26 yards
20 yards
55 yards
37 yards
32 yards
5 rec., 170 yards, 34.0 avg., 0 TD

Bates

30 yards
33 yards
2 rec., 63 yards, 31.5 avg. 0 TD

T. Robinson

24 yards\*
25 yards
56 yards
28 yards
22 yards\*
24 yards
37 yards
28 yards
8 rec., 244 yards, 30.5 avg. 2 TD

Davis

24 yards\*
58 yards\*
26 yards\*
3 rec., 108 yards, 36.0 avg. 3 TD

Jo. Dingle

59 yards
25 yards
31 yards
22 yards
4 rec., 137 yards, 34.3 avg., 0 TD

Anthony Brown-Stephens

20 yards
1 rec., 20 yards, 20.0 avg., 0 TD

Josh Kattus

28 yards
1 rec., 28 yards, 28.0 avg., 0 TD

Izayah Cummings

20 yards
1 rec., 20 yards, 20.0 avg., 0 TD

Total: 34 rec. for 1031 yards, 30.3 avg., 6 TD

KICK RETURNS 30+

Brown

99 yards\*
32 yards
30 yards
3 returns, 161 yards, 53.7 avg., 1 TD

Sumo-Karlbaye

33 yards
1 return, 33 yards, 33.0 avg., 0 TD

Total: 4 returns for 194 yards, 48.5 avg, 1 TD

PUNT RETURNS 20+

Brown

36 yards
1 return for 36 yards, 36.0, 0 TD

Total: 1 return for 36 yards, 36.0 avg, 0 TD

DEFENSIVE RETURNS 20+

Geiger - 69 yards (fumble)\*
Hairston - 29 yards (INT)\*
Phillips - 49 yards (INT by D. Jackson, lateral)
Hairston - 54 yards (INT)\*
Wallace - 21 yards (INT)
Hairston - 48 yards (INT)
D. Jackson - 28 yards (INT)\*
Total: 7 returns for 299 yards, 42.7 avg., 4 TD

UK LONG PLAYS (20+) BY THE NUMBERS

Table with 3 columns: 20+ Plays By Yards, No., TD. Rows include 100+, 90-99, 80-89, 70-79.

Table with 3 columns: Range, No., TD. Rows include 60-69, 50-59, 40-49, 30-39, 20-29, TOTAL.

Table with 3 columns: 20+ Plays By Type, No., TD. Rows include Rushing, Passing, Punt returns, Kick returns (30+), Interceptions, Fumble returns, TOTAL.

OPPONENT BIG PLAYS

Table with 2 columns: Total, No., TD. Rows include Run (15+), Receiving (20+), Kick Returns (30+), Punt Returns (20+), Defensive Returns (20+), TOTAL.



2023-24 Kentucky Football  
Game Results  
All games

Team Results

	Date	Opponent		Score	Overall	Conf	Time	Attend
	09/02/2023	Ball St.	W	44-14	1-0	0-0	3:22	58286
	09/09/2023	Eastern Ky.	W	28-17	2-0	0-0	3:00	61876
	09/16/2023	Akron	W	35-3	3-0	0-0	3:11	59456
*	09/23/2023	at Vanderbilt	W	45-28	4-0	1-0	3:37	26279
*	09/30/2023	Florida	W	33-14	5-0	2-0	3:05	61699
*	10/07/2023	at Georgia	L	13-51	5-1	2-1	3:22	92746
*	10/14/2023	Missouri	L	21-38	5-2	2-2	3:33	61654
*	10/28/2023	Tennessee	L	27-33	5-3	2-3	3:49	61665
*	11/04/2023	at Mississippi St.	W	24-3	6-3	3-3	3:12	52329
*	11/11/2023	Alabama	L	21-49	6-4	3-4	3:18	61936
*	11/18/2023	at South Carolina	L	14-17	6-5	3-5	3:10	77788



**2023-24 Kentucky Football  
Team Game-by-Game  
All games**

Date	Opponent	Rushing				Receiving				Passing				Kick Returns				Punt Returns				tot off
		no.	yds	td	lg	no.	yds	td	lg	cmp	att	int	yds	td	lg	no.	yds	td	lg	no.	yds	
09/02/2023	Ball St.	20	113	2	30	18	241	1	44	18-31-1	241	1	44	2	117	1	99	2	27	0	17	354
09/09/2023	Eastern Ky.	23	115	0	26	24	299	4	56	24-38-1	299	4	56	2	34	0	20	2	47	0	36	414
09/16/2023	Akron	22	135	2	55	16	315	3	59	16-26-1	315	3	59	1	16	0	16	1	-7	0	0	450
09/23/2023	at Vanderbilt	31	160	3	38	15	205	1	55	15-29-2	205	1	55	1	13	0	13	0	0	0	0	365
09/30/2023	Florida	36	329	3	75	9	69	1	12	9-19-0	69	1	12	1	32	0	32	1	4	0	4	398
10/07/2023	at Georgia	24	55	0	11	10	128	2	36	10-26-0	128	2	36	1	16	0	16	0	0	0	0	183
10/14/2023	Missouri	31	181	1	28	14	120	2	31	14-27-2	120	2	31	6	103	0	33	0	0	0	0	301
10/28/2023	Tennessee	24	72	1	14	28	372	2	34	28-39-0	372	2	34	1	30	0	30	0	0	0	0	444
11/04/2023	at Mississippi St.	29	110	0	22	15	161	2	37	15-25-0	161	2	37	0	0	0	0	0	0	0	0	271
11/11/2023	Alabama	24	95	2	74	17	158	1	33	17-31-1	158	1	33	2	30	0	16	0	0	0	0	253
11/18/2023	at South Carolina	27	122	1	31	17	171	1	20	17-34-1	171	1	20	1	22	0	22	1	-7	0	0	293
<b>Kentucky</b>		<b>291</b>	<b>1487</b>	<b>15</b>	<b>75</b>	<b>183</b>	<b>2239</b>	<b>20</b>	<b>59</b>	<b>183-325-9</b>	<b>2239</b>	<b>20</b>	<b>59</b>	<b>18</b>	<b>413</b>	<b>1</b>	<b>99</b>	<b>7</b>	<b>64</b>	<b>0</b>	<b>36</b>	<b>3726</b>
<b>Opponents</b>		<b>368</b>	<b>1206</b>	<b>13</b>	<b>52</b>	<b>237</b>	<b>2620</b>	<b>18</b>	<b>51</b>	<b>237-356-9</b>	<b>2620</b>	<b>18</b>	<b>51</b>	<b>14</b>	<b>313</b>	<b>0</b>	<b>34</b>	<b>9</b>	<b>61</b>	<b>0</b>	<b>27</b>	<b>3826</b>

**Kentucky Averages**

Games	Avg/ rush	Avg/ catch	Pass effic	KR avg	PR avg	All purpose avg/game	Total offense avg/game
11	5.1	12.2	128.9	22.9	9.1	398.5	338.7

Date	Opponent	Tackles				Sacks	Fumble	Pass Defense			blkd	PAT attempts			off			
		ua	a	total	tfl-yds	no-yds	ff	fr-yds	int-yds	qbh	brup	kick	kick	rush	rcv	saf	t/o	pts
09/02/2023	Ball St.	44	34	78	8.0-38	3-28	2	2-69	0-0	1	1	1	5-5	0	0	0	10	44
09/09/2023	Eastern Ky.	27	30	57	5.0-22	2-17	1	1-0	1-0	3	1	0	4-4	0	0	0	0	28
09/16/2023	Akron	40	28	68	7.0-42	5-39	0	1-0	0-0	5	6	0	5-5	0	0	0	0	35
09/23/2023	at Vanderbilt	37	10	47	2.0-3	1-2	0	0-0	3-84	8	7	0	6-6	0	0	0	21	45
09/30/2023	Florida	40	20	60	9.0-35	3-27	1	0-0	1-21	0	2	0	3-4	0	0	0	7	33
10/07/2023	at Georgia	52	8	60	5.0-7	0-0	0	0-0	1-48	0	2	0	1-1	0	0	0	6	13
10/14/2023	Missouri	38	30	68	8.0-15	2-4	0	0-0	1-0	4	0	1	3-3	0	0	0	7	21
10/28/2023	Tennessee	39	40	79	5.0-18	2-11	0	0-0	0-0	1	0	0	3-3	0	0	0	0	27
11/04/2023	at Mississippi St.	30	36	66	8.0-51	5-43	0	0-0	1-28	2	3	0	3-3	0	0	0	7	24
11/11/2023	Alabama	35	32	67	6.0-16	0-0	0	1-0	1-0	3	2	0	3-3	0	0	0	7	21
11/18/2023	at South Carolina	45	12	57	6.0-46	2-24	0	0-0	0-0	3	4	0	2-2	0	0	0	0	14
<b>Kentucky</b>		<b>427</b>	<b>280</b>	<b>707</b>	<b>69.0-293</b>	<b>25-195</b>	<b>4</b>	<b>5-69</b>	<b>9-181</b>	<b>30</b>	<b>28</b>	<b>2</b>	<b>38-39</b>	<b>0</b>	<b>0</b>	<b>0</b>	<b>65</b>	<b>305</b>
<b>Opponents</b>		<b>290</b>	<b>278</b>	<b>568</b>	<b>55.0-230</b>	<b>18-127</b>	<b>8</b>	<b>6-9</b>	<b>9-14</b>	<b>29</b>	<b>39</b>	<b>2</b>	<b>29-29</b>	<b>1</b>	<b>1</b>	<b>0</b>	<b>19</b>	<b>267</b>

Date	Opponent	Punting							Field Goals			Kickoffs						
		no.	yds	avg	long	blkd	tb	fc	50+	i20	md-att	long	blkd	no.	yds	avg	tb	ob
09/02/2023	Ball St.	2	97	48.5	51	0	0	1	1	0	3-3	46	0	8	520	65.0	8	0
09/09/2023	Eastern Ky.	4	155	38.8	55	1	0	2	3	3	0-0	0	0	5	310	62.0	5	0
09/16/2023	Akron	2	86	43.0	45	0	1	1	0	0	0-0	0	0	6	388	64.7	3	0
09/23/2023	at Vanderbilt	5	204	40.8	48	0	1	2	0	0	1-1	27	0	8	523	65.4	6	0
09/30/2023	Florida	3	143	47.7	56	0	0	1	1	1	2-2	50	0	7	455	65.0	7	0
10/07/2023	at Georgia	8	248	31.0	47	0	0	3	0	3	0-0	0	0	3	157	52.3	1	0
10/14/2023	Missouri	5	190	38.0	55	0	0	0	1	0	0-0	0	0	4	201	50.3	0	0
10/28/2023	Tennessee	1	36	36.0	36	0	0	1	0	0	2-3	28	0	6	381	63.5	4	0
11/04/2023	at Mississippi St.	6	222	37.0	44	0	0	4	0	3	1-1	32	0	5	325	65.0	2	0
11/11/2023	Alabama	6	252	42.0	50	0	1	2	1	0	0-0	0	0	4	256	64.0	0	0
11/18/2023	at South Carolina	5	229	45.8	53	0	0	2	1	1	0-0	0	0	3	195	65.0	3	0
<b>Kentucky</b>		<b>47</b>	<b>1862</b>	<b>39.6</b>	<b>56</b>	<b>1</b>	<b>3</b>	<b>19</b>	<b>8</b>	<b>11</b>	<b>9-10</b>	<b>50</b>	<b>0</b>	<b>59</b>	<b>3711</b>	<b>62.9</b>	<b>39</b>	<b>0</b>
<b>Opponents</b>		<b>48</b>	<b>2106</b>	<b>43.9</b>	<b>62</b>	<b>0</b>	<b>2</b>	<b>27</b>	<b>13</b>	<b>17</b>	<b>16-21</b>	<b>49</b>	<b>2</b>	<b>57</b>	<b>3460</b>	<b>60.7</b>	<b>31</b>	<b>2</b>



**2023-24 Kentucky Football  
Opponents Game-by-Game  
All games**

Date	Opponent	Rushing				Receiving				Passing				Kick Returns				Punt Returns				tot off		
		no.	yds	td	lg	no.	yds	td	lg	cmp	att	int	yds	td	lg	no.	yds	td	lg	no.	yds		td	lg
09/02/2023	Ball St.	41	72	1	13	22	223	1	27	22	30	0	223	1	27	0	0	0	0	1	3	0	3	295
09/09/2023	Eastern Ky.	27	92	1	28	19	219	1	40	19	29	1	219	1	40	0	0	0	0	0	0	0	0	311
09/16/2023	Akron	25	49	0	12	29	190	0	29	29	41	0	190	0	29	3	53	0	20	1	0	0	0	239
09/23/2023	at Vanderbilt	27	97	2	8	20	231	1	39	20	47	3	231	1	39	1	27	0	27	0	0	0	0	328
09/30/2023	Florida	29	69	0	16	25	244	2	34	25	30	1	244	2	34	0	0	0	0	1	5	0	5	313
10/07/2023	at Georgia	31	173	1	19	33	435	5	49	33	42	1	435	5	49	1	22	0	22	2	6	0	4	608
10/14/2023	Missouri	38	118	2	25	20	214	2	39	20	30	1	214	2	39	2	54	0	30	1	10	0	10	332
10/28/2023	Tennessee	47	254	2	52	17	227	1	47	17	20	0	227	1	47	0	0	0	0	0	0	0	0	481
11/04/2023	at Mississippi St.	31	73	0	16	17	145	0	34	17	35	1	145	0	34	3	54	0	20	0	0	0	0	218
11/11/2023	Alabama	39	159	4	17	16	285	3	51	16	25	1	285	3	51	4	103	0	34	2	22	0	27	444
11/18/2023	at South Carolina	33	50	0	14	19	207	2	28	19	27	0	207	2	28	0	0	0	0	1	15	0	15	257
<b>Opponents</b>		<b>368</b>	<b>1206</b>	<b>13</b>	<b>52</b>	<b>237</b>	<b>2620</b>	<b>18</b>	<b>51</b>	<b>237</b>	<b>356</b>	<b>9</b>	<b>2620</b>	<b>18</b>	<b>51</b>	<b>14</b>	<b>313</b>	<b>0</b>	<b>34</b>	<b>9</b>	<b>61</b>	<b>0</b>	<b>27</b>	<b>3826</b>
<b>Kentucky</b>		<b>291</b>	<b>1487</b>	<b>15</b>	<b>75</b>	<b>183</b>	<b>2239</b>	<b>20</b>	<b>59</b>	<b>183</b>	<b>325</b>	<b>9</b>	<b>2239</b>	<b>20</b>	<b>59</b>	<b>18</b>	<b>413</b>	<b>1</b>	<b>99</b>	<b>7</b>	<b>64</b>	<b>0</b>	<b>36</b>	<b>3726</b>

**Opponents Averages**

Games	Avg/ rush	Avg/ catch	Pass effic	KR avg	PR avg	All purpose avg/game	Total offense avg/game
11	3.3	11.1	140.0	22.4	6.8	383.1	347.8

Date	Opponent	Tackles			Sacks no-yds	Fumble ff fr-yds	Pass Defense			blkd kick	PAT attempts			off					
		ua	a total	tfl-yds			int-yds	qbh	brup		kick	rush	rcv	saf	t/o	pts			
09/02/2023	Ball St.	26	20	46	4.0-12	1-5	0	0-0	1-0	2	2	0	2-2	0	0	0	0	0	14
09/09/2023	Eastern Ky.	30	24	54	3.0-14	1-12	1	0-0	1-0	4	4	1	2-2	0	0	0	0	17	
09/16/2023	Akron	22	22	44	7.0-38	1-8	1	2-0	1-2	2	2	0	0-0	0	0	0	3	3	
09/23/2023	at Vanderbilt	20	34	54	4.0-16	1-4	1	0-0	2-6	3	4	0	2-2	0	1	0	3	28	
09/30/2023	Florida	25	32	57	4.0-7	0-0	0	0-0	0-0	0	4	1	2-2	0	0	0	0	14	
10/07/2023	at Georgia	24	14	38	4.0-31	3-28	0	0-0	0-0	0	5	0	6-6	0	0	0	0	51	
10/14/2023	Missouri	35	20	55	6.0-32	4-29	2	1-0	2-6	3	2	0	3-3	1	0	0	6	38	
10/28/2023	Tennessee	30	34	64	4.0-18	1-11	0	0-0	0-0	3	2	0	3-3	0	0	0	0	33	
11/04/2023	at Mississippi St.	17	44	61	7.0-23	1-5	0	0-0	0-0	3	4	0	0-0	0	0	0	0	3	
11/11/2023	Alabama	25	24	49	9.0-34	3-21	1	1-12	1-0	7	4	0	7-7	0	0	0	7	49	
11/18/2023	at South Carolina	36	10	46	3.0-5	2-4	2	2--3	1-0	2	6	0	2-2	0	0	0	0	17	
<b>Opponents</b>		<b>290</b>	<b>278</b>	<b>568</b>	<b>55.0-230</b>	<b>18-127</b>	<b>8</b>	<b>6-9</b>	<b>9-14</b>	<b>29</b>	<b>39</b>	<b>2</b>	<b>29-29</b>	<b>1</b>	<b>1</b>	<b>0</b>	<b>19</b>	<b>267</b>	
<b>Kentucky</b>		<b>427</b>	<b>280</b>	<b>707</b>	<b>69.0-293</b>	<b>25-195</b>	<b>4</b>	<b>5-69</b>	<b>9-181</b>	<b>30</b>	<b>28</b>	<b>2</b>	<b>38-39</b>	<b>0</b>	<b>0</b>	<b>0</b>	<b>65</b>	<b>305</b>	

Date	Opponent	Punting							Field Goals			Kickoffs						
		no.	yds	avg	long	blkd	tb	fc	50+	i20	md-att	long	blkd	no.	yds	avg	tb	ob
09/02/2023	Ball St.	4	194	48.5	60	0	0	1	2	2	0-1	0	1	3	182	60.7	1	0
09/09/2023	Eastern Ky.	4	155	38.8	42	0	0	2	0	2	1-2	21	0	4	172	43.0	0	0
09/16/2023	Akron	4	158	39.5	45	0	0	4	0	1	1-3	36	0	2	127	63.5	1	0
09/23/2023	at Vanderbilt	7	352	50.3	62	0	0	4	4	5	2-2	41	0	6	376	62.7	4	1
09/30/2023	Florida	5	269	53.8	61	0	2	2	4	1	0-0	0	0	3	180	60.0	1	1
10/07/2023	at Georgia	1	40	40.0	40	0	0	1	0	0	3-3	42	0	9	554	61.6	7	0
10/14/2023	Missouri	3	115	38.3	39	0	0	2	0	0	3-4	31	1	8	451	56.4	2	0
10/28/2023	Tennessee	2	79	39.5	43	0	0	2	0	0	4-4	49	0	8	520	65.0	7	0
11/04/2023	at Mississippi St.	7	256	36.6	55	0	0	4	1	1	1-1	25	0	2	130	65.0	2	0
11/11/2023	Alabama	3	136	45.3	55	0	0	2	1	2	0-0	0	0	8	511	63.9	3	0
11/18/2023	at South Carolina	8	352	44.0	54	0	0	3	1	3	1-1	23	0	4	257	64.3	3	0
<b>Opponents</b>		<b>48</b>	<b>2106</b>	<b>43.9</b>	<b>62</b>	<b>0</b>	<b>2</b>	<b>27</b>	<b>13</b>	<b>17</b>	<b>16-21</b>	<b>49</b>	<b>2</b>	<b>57</b>	<b>3460</b>	<b>60.7</b>	<b>31</b>	<b>2</b>
<b>Kentucky</b>		<b>47</b>	<b>1862</b>	<b>39.6</b>	<b>56</b>	<b>1</b>	<b>3</b>	<b>19</b>	<b>8</b>	<b>11</b>	<b>9-10</b>	<b>50</b>	<b>0</b>	<b>59</b>	<b>3711</b>	<b>62.9</b>	<b>39</b>	<b>0</b>



2023-24 Kentucky Football  
Overall Team Statistics  
All games

Team Statistics

	UK	OPP
<b>Scoring</b>	<b>305</b>	<b>267</b>
Points per game	27.7	24.3
Points Off Turnovers	65	19
<b>First Downs</b>	<b>193</b>	<b>218</b>
Rushing	64	78
Passing	105	122
Penalty	24	18
<b>Rushing Yardage</b>	<b>1487</b>	<b>1206</b>
Yards gained rushing	1721	1509
Yards lost rushing	234	303
Rushing attempts	291	368
Average per rush	5.1	3.3
Average per game	135.2	109.6
TDs Rushing	15	13
<b>Passing Yardage</b>	<b>2239</b>	<b>2620</b>
Comp-Att-Int	183-325-9	237-356-9
Average per pass	6.9	7.4
Average per catch	12.2	11.1
Average per game	203.5	238.2
TDs Passing	20	18
<b>Total offense</b>	<b>3726</b>	<b>3826</b>
Total plays	616	724
Average per play	6.0	5.3
Average per game	338.7	347.8
<b>Kick returns: #-Yards</b>	<b>18-413</b>	<b>14-313</b>
<b>Punt returns: #-Yards</b>	<b>7-64</b>	<b>9-61</b>
<b>Int returns: #-Yards</b>	<b>9-181</b>	<b>9-14</b>
<b>Kick return average</b>	<b>22.9</b>	<b>22.4</b>
<b>Punt return average</b>	<b>9.1</b>	<b>6.8</b>
<b>Int return average</b>	<b>20.1</b>	<b>1.6</b>
<b>Fumbles-Lost</b>	<b>13-6</b>	<b>9-5</b>
<b>Penalties-Yards</b>	<b>75-616</b>	<b>76-686</b>
Average per game	56.0	62.4
<b>Punts-Yards</b>	<b>47-1862</b>	<b>48-2106</b>
Average per punt	39.6	43.9
Net punt average	38.4	41.8
<b>Kickoffs-Yards</b>	<b>59-3711</b>	<b>57-3460</b>
Average per kick	62.9	60.7
Net kick average	39.8	37.8
<b>Time of possession / game</b>	<b>28:14</b>	<b>31:46</b>
<b>3rd-down conversion</b>	<b>45/117</b>	<b>66/152</b>
3rd-down pct	38%	43%
<b>4rd-down conversion</b>	<b>1/9</b>	<b>6/12</b>



**2023-24 Kentucky Football  
Overall Team Statistics  
All games**

	<b>UK</b>	<b>OPP</b>
4rd-down pct	11%	50%
<b>Sacks by-Yards</b>	<b>25-195</b>	<b>18-127</b>
<b>Misc Yards</b>	<b>0</b>	<b>0</b>
<b>Touchdowns scored</b>	<b>40</b>	<b>31</b>
<b>Field goals - attempts</b>	<b>9-10</b>	<b>16-21</b>
<b>On-Side kicks</b>	<b>0-0</b>	<b>0-0</b>
<b>Red-zone scores</b>	<b>(29-37) 78%</b>	<b>(36-40) 90%</b>
<b>Red-zone touchdowns</b>	<b>(24-37) 65%</b>	<b>(23-40) 58%</b>
<b>PAT-attempts</b>	<b>(38-39) 97%</b>	<b>(29-29) 100%</b>
<b>2-point conversion-attempts</b>	<b>(0-1) 0%</b>	<b>(2-2) 100%</b>
<b>Attendance</b>	<b>426572</b>	<b>249142</b>
Games / Avg per game	7/60939	4/62286
Neutral site games	-	0/0

**Score by Periods**

<b>Team</b>	<b>1st</b>	<b>2nd</b>	<b>3rd</b>	<b>4th</b>	<b>OT</b>	<b>TOT</b>
Kentucky	75	89	86	55	0	305
Opponents	69	77	46	75	0	267



2023-24 Kentucky Football  
Overall Defense Statistics  
All games

Team Defense

#	Player	gp	Tackles				Sacks	Pass defense			Fumbles		blkd	
			ua	a	tot	tfl/yds		no-yds	int-yds	brup	qbh	fr-yds	ff	kick
54	D'Eryk Jackson	11	42	28	70	5.5-11	1-6	2-29	3	2	.	.	.	.
31	Maxwell Hairston	11	48	12	60	1.5-3	.	5-131	5	.	.	1	.	.
32	Trevin Wallace	10	34	24	58	7.5-55	4.5-33	1-21	.	3	.	1	.	.
11	Zion Childress	11	31	14	45	2-8	1-6	.	2	.	1-0	.	.	.
0	Deone Walker	11	21	23	44	10.5-42	5.5-32	.	2	7	.	.	.	.
3	Alex Afari Jr.	11	25	14	39	5.5-12	1-6	.	1	1	1-0	1	.	.
23	Andru Phillips	10	28	10	38	1-1	.	.	2	.	.	.	.	.
14	Ty Bryant	11	19	18	37	.	.	.	1	.	.	.	.	.
13	J.J. Weaver	11	25	7	32	5.5-32	4-29	.	2	2	.	.	.	.
20	Keaten Wade	11	16	16	32	3-18	1-9	.	.	3	.	.	1	.
17	Daveren Rayner	11	17	11	28	3-3	.	.	2	1	.	.	.	.
25	Jordan Lovett	9	14	8	22	.	.	1-0	.	.	1-0	.	.	.
90	Tre'vonn Rybka	9	8	13	21	4-16	1-10	.	.	2	.	.	.	.
97	Josaih Hayes	11	5	15	20	3.5-7	0.5-3	.	1	1	.	.	.	.
8	Octavious Oxendine	11	12	7	19	3.5-26	1.5-22	.	.	2	.	.	1	.
6	JQ Hardaway	11	13	5	18	1-5	.	.	3	.	.	.	.	.
92	Kahlil Saunders	11	9	8	17	2.5-17	1.5-14	.	.	2	.	.	.	.
9	Keeshawn Silver	10	6	9	15	2-3	.	.	.	.	.	.	.	.
44	Martez Thrower	9	9	5	14	1-1	.	.	.	.	.	.	.	.
28	Jordan Robinson	9	8	4	12	0.5-1	.	.	2	.	.	.	.	.
50	Darrion Henry-Young	8	6	4	10	2-7	1.5-6	.	.	1	.	1	.	.
4	Jalen Geiger	10	4	5	9	.	.	.	.	.	1-69	.	.	.
95	Jamarius Dinkins	10	3	6	9	1-4	.	.	.	2	.	.	.	.
55	Noah Matthews	8	2	4	6	.	.	.	.	.	.	.	.	.
42	Tyreese Fearbry	11	4	1	5	1-1	.	.	1	1	.	.	.	.
34	Jayvent Brown	10	2	3	5	.	.	.	.	.	.	.	.	.
10	Jantzen Dunn	11	3	1	4	1-1	.	.	.	.	.	.	.	.
21	Nasir Addison	6	2	1	3	.	.	.	.	.	1-0	.	.	.
82	Khamari Anderson	9	1	1	2	.	.	.	.	.	.	.	.	.
96	Tommy Ziesmer	2	1	1	2	1-19	1-19	.	.	.	.	.	.	.
0	Demie Sumo-Karngbaye	11	2	.	2	.	.	.	.	.	.	.	.	.
40	Luke Fulton	2	1	1	2	.	.	.	1	.	.	.	.	.
51	Tanner Bowles	11	1	.	1	.	.	.	.	.	.	.	.	.
4	JuTahn McClain	10	1	.	1	.	.	.	.	.	.	.	.	.
94	Tavion Gadson	3	.	1	1	.	.	.	.	.	.	.	.	.
62	Jager Burton	10	1	.	1	.	.	.	.	.	.	.	.	.
1	Ray Davis	11	1	.	1	.	.	.	.	.	.	.	.	.
99	Kendrick Gilbert	1	1	.	1	.	.	.	.	.	.	.	.	.
68	Kenneth Horsey	5	1	.	1	.	.	.	.	.	.	.	.	.
<b>Totals</b>		<b>11</b>	<b>427</b>	<b>280</b>	<b>707</b>	<b>69-293</b>	<b>25-195</b>	<b>9-181</b>	<b>28</b>	<b>30</b>	<b>5-69</b>	<b>4</b>	<b>2</b>	<b>0</b>
Opponents		11	290	278	568	55-230	18-127	9-14	39	29	6-9	8	2	0





2023-24 Kentucky Football  
Team Game Highs  
All games

Kentucky - Game Highs

<b>RUSHES</b>	36	Florida (09/30/2023)
<b>YARDS RUSHING</b>	329	Florida (09/30/2023)
<b>YARDS PER RUSH</b>	9.1	Florida (09/30/2023)
<b>TD RUSHES</b>	3	Florida (09/30/2023)
	3	at Vanderbilt (09/23/2023)
<b>PASS ATTEMPTS</b>	39	Tennessee (10/28/2023)
<b>PASS COMPLETIONS</b>	28	Tennessee (10/28/2023)
<b>YARDS PASSING</b>	372	Tennessee (10/28/2023)
<b>YARDS PER PASS</b>	12.1	Akron (09/16/2023)
<b>TD PASSES</b>	4	Eastern Ky. (09/09/2023)
<b>TOTAL PLAYS</b>	63	Tennessee (10/28/2023)
<b>TOTAL OFFENSE</b>	450	Akron (09/16/2023)
<b>YARDS PER PLAY</b>	9.4	Akron (09/16/2023)
<b>POINTS</b>	45	at Vanderbilt (09/23/2023)
<b>SACKS BY</b>	5	at Mississippi St. (11/04/2023)
	5	Akron (09/16/2023)
<b>FIRST DOWNS</b>	24	Tennessee (10/28/2023)
<b>PENALTIES</b>	14	Missouri (10/14/2023)
<b>PENALTY YARDS</b>	122	Missouri (10/14/2023)
<b>TURNOVERS</b>	3	at South Carolina (11/18/2023)
	3	Missouri (10/14/2023)
	3	Akron (09/16/2023)
<b>PUNTS</b>	8	at Georgia (10/07/2023)
<b>PUNTING AVG</b>	48.5	Ball St. (09/02/2023)
<b>LONG PUNT</b>	56	Florida (09/30/2023)
<b>PUNTS INSIDE 20</b>	3	at Mississippi St. (11/04/2023)
	3	at Georgia (10/07/2023)
	3	Eastern Ky. (09/09/2023)
<b>LONG PUNT RETURN</b>	36	Eastern Ky. (09/09/2023)



**2023-24 Kentucky Football**  
**Opponent Match Highs**  
**All games**

**Opponent - Game Highs**

<b>RUSHES</b>	47	Tennessee (10/28/2023)
<b>YARDS RUSHING</b>	254	Tennessee (10/28/2023)
<b>YARDS PER RUSH</b>	5.6	at Georgia (10/07/2023)
<b>TD RUSHES</b>	4	Alabama (11/11/2023)
<b>PASS ATTEMPTS</b>	47	at Vanderbilt (09/23/2023)
<b>PASS COMPLETIONS</b>	33	at Georgia (10/07/2023)
<b>YARDS PASSING</b>	435	at Georgia (10/07/2023)
<b>YARDS PER PASS</b>	11.4	Alabama (11/11/2023)
<b>TD PASSES</b>	5	at Georgia (10/07/2023)
<b>TOTAL PLAYS</b>	74	at Vanderbilt (09/23/2023)
<b>TOTAL OFFENSE</b>	608	at Georgia (10/07/2023)
<b>YARDS PER PLAY</b>	8.3	at Georgia (10/07/2023)
<b>POINTS</b>	51	at Georgia (10/07/2023)
<b>SACKS BY</b>	4	Missouri (10/14/2023)
<b>FIRST DOWNS</b>	34	at Georgia (10/07/2023)
<b>PENALTIES</b>	10	Florida (09/30/2023)
<b>PENALTY YARDS</b>	95	at South Carolina (11/18/2023)
<b>TURNOVERS</b>	3	at Vanderbilt (09/23/2023)
<b>PUNTS</b>	8	at South Carolina (11/18/2023)
<b>PUNTING AVG</b>	53.8	Florida (09/30/2023)
<b>LONG PUNT</b>	62	at Vanderbilt (09/23/2023)
<b>PUNTS INSIDE 20</b>	5	at Vanderbilt (09/23/2023)
<b>LONG PUNT RETURN</b>	27	Alabama (11/11/2023)



**2023-24 Kentucky Football  
Team Match Lows  
All games**

**Kentucky - Game Lows**

<b>RUSHES</b>	20	Ball St. (09/02/2023)
<b>YARDS RUSHING</b>	55	at Georgia (10/07/2023)
<b>YARDS PER RUSH</b>	2.3	at Georgia (10/07/2023)
<b>TD RUSHES</b>	0 0 0	at Mississippi St. (11/04/2023) at Georgia (10/07/2023) Eastern Ky. (09/09/2023)
<b>PASS ATTEMPTS</b>	19	Florida (09/30/2023)
<b>PASS COMPLETIONS</b>	9	Florida (09/30/2023)
<b>YARDS PASSING</b>	69	Florida (09/30/2023)
<b>YARDS PER PASS</b>	3.6	Florida (09/30/2023)
<b>TD PASSES</b>	1 1 1 1 1	at South Carolina (11/18/2023) Alabama (11/11/2023) Florida (09/30/2023) at Vanderbilt (09/23/2023) Ball St. (09/02/2023)
<b>TOTAL PLAYS</b>	48	Akron (09/16/2023)
<b>TOTAL OFFENSE</b>	183	at Georgia (10/07/2023)
<b>YARDS PER PLAY</b>	3.7	at Georgia (10/07/2023)
<b>POINTS</b>	13	at Georgia (10/07/2023)
<b>SACKS BY</b>	0 0	Alabama (11/11/2023) at Georgia (10/07/2023)
<b>FIRST DOWNS</b>	11	Alabama (11/11/2023)
<b>PENALTIES</b>	3	Florida (09/30/2023)
<b>PENALTY YARDS</b>	19	Alabama (11/11/2023)
<b>INTERCEPTIONS BY</b>	0 0 0 0	at South Carolina (11/18/2023) Tennessee (10/28/2023) Akron (09/16/2023) Ball St. (09/02/2023)
<b>PUNTS</b>	1	Tennessee (10/28/2023)
<b>PUNTING AVG</b>	31.0	at Georgia (10/07/2023)
<b>LONG PUNT</b>	36	Tennessee (10/28/2023)
<b>PUNTS INSIDE 20</b>	0 0 0 0 0 0	Alabama (11/11/2023) Tennessee (10/28/2023) Missouri (10/14/2023) at Vanderbilt (09/23/2023) Akron (09/16/2023) Ball St. (09/02/2023)
<b>LONG PUNT RETURN</b>	0 0 0 0 0 0 0	at South Carolina (11/18/2023) Alabama (11/11/2023) at Mississippi St. (11/04/2023) Tennessee (10/28/2023) Missouri (10/14/2023) at Georgia (10/07/2023) at Vanderbilt (09/23/2023) Akron (09/16/2023)



**2023-24 Kentucky Football**  
**Opponent Match Lows**  
**All games**

**Opponent - Game Lows**

<b>RUSHES</b>	25	Akron (09/16/2023)
<b>YARDS RUSHING</b>	49	Akron (09/16/2023)
<b>YARDS PER RUSH</b>	1.5	at South Carolina (11/18/2023)
<b>TD RUSHES</b>	0	at South Carolina (11/18/2023)
	0	at Mississippi St. (11/04/2023)
	0	Florida (09/30/2023)
	0	Akron (09/16/2023)
<b>PASS ATTEMPTS</b>	20	Tennessee (10/28/2023)
<b>PASS COMPLETIONS</b>	16	Alabama (11/11/2023)
<b>YARDS PASSING</b>	145	at Mississippi St. (11/04/2023)
<b>YARDS PER PASS</b>	4.1	at Mississippi St. (11/04/2023)
<b>TD PASSES</b>	0	at Mississippi St. (11/04/2023)
	0	Akron (09/16/2023)
<b>TOTAL PLAYS</b>	56	Eastern Ky. (09/09/2023)
<b>TOTAL OFFENSE</b>	218	at Mississippi St. (11/04/2023)
<b>YARDS PER PLAY</b>	3.3	at Mississippi St. (11/04/2023)
<b>POINTS</b>	3	at Mississippi St. (11/04/2023)
	3	Akron (09/16/2023)
<b>SACKS BY</b>	0	Florida (09/30/2023)
<b>FIRST DOWNS</b>	15	at Mississippi St. (11/04/2023)
	15	Florida (09/30/2023)
	15	Eastern Ky. (09/09/2023)
<b>PENALTIES</b>	4	Eastern Ky. (09/09/2023)
	4	Ball St. (09/02/2023)
<b>PENALTY YARDS</b>	26	Ball St. (09/02/2023)
<b>INTERCEPTIONS BY</b>	0	at Mississippi St. (11/04/2023)
	0	Tennessee (10/28/2023)
	0	at Georgia (10/07/2023)
	0	Florida (09/30/2023)
<b>PUNTS</b>	1	at Georgia (10/07/2023)
<b>PUNTING AVG</b>	36.6	at Mississippi St. (11/04/2023)
<b>LONG PUNT</b>	39	Missouri (10/14/2023)
<b>PUNTS INSIDE 20</b>	0	Tennessee (10/28/2023)
	0	Missouri (10/14/2023)
	0	at Georgia (10/07/2023)
<b>LONG PUNT RETURN</b>	0	at Mississippi St. (11/04/2023)
	0	Tennessee (10/28/2023)
	0	at Vanderbilt (09/23/2023)
	0	Akron (09/16/2023)
	0	Eastern Ky. (09/09/2023)



**2023-24 Kentucky Football**  
**Individual Game Highs**  
**All games**

**Kentucky - Individual Game Highs**

<b>RUSHES</b>	26	Ray Davis vs Florida (09/30/2023)
<b>YARDS RUSHING</b>	280	Ray Davis vs Florida (09/30/2023)
<b>TD RUSHES</b>	3	Ray Davis vs Florida (09/30/2023)
<b>LONG RUSH</b>	75	Ray Davis vs Florida (09/30/2023)
<b>PASS ATTEMPTS</b>	39	Devin Leary vs Tennessee (10/28/2023)
<b>PASS COMPLETIONS</b>	28	Devin Leary vs Tennessee (10/28/2023)
<b>YARDS PASSING</b>	372	Devin Leary vs Tennessee (10/28/2023)
<b>TD PASSES</b>	4	Devin Leary vs Eastern Ky. (09/09/2023)
<b>LONG PASS</b>	59	Devin Leary vs Akron (09/16/2023)
<b>RECEPTIONS</b>	7	Dane Key vs Tennessee (10/28/2023)
<b>YARDS RECEIVING</b>	136	Tayvion Robinson vs Eastern Ky. (09/09/2023)
<b>TD RECEPTIONS</b>	2	Tayvion Robinson vs Eastern Ky. (09/09/2023)
<b>LONG RECEPTION</b>	59	Jordan Dingle vs Akron (09/16/2023)
<b>PUNTS</b>	8	Wilson Berry at Georgia (10/07/2023)
<b>PUNTING AVG</b>	51.7	Wilson Berry vs Eastern Ky. (09/09/2023)
<b>LONG PUNT</b>	56	Wilson Berry vs Florida (09/30/2023)
<b>PUNTS INSIDE 20</b>	3	Wilson Berry at Mississippi St. (11/04/2023)
	3	Wilson Berry at Georgia (10/07/2023)
	3	Wilson Berry vs Eastern Ky. (09/09/2023)
<b>LONG PUNT RETURN</b>	36	Barion Brown vs Eastern Ky. (09/09/2023)
<b>LONG KICKOFF RETURN</b>	99	Barion Brown vs Ball St. (09/02/2023)
<b>TACKLES</b>	12	Ty Bryant vs Tennessee (10/28/2023)
	12	Trevin Wallace vs Ball St. (09/02/2023)
<b>SACKS</b>	2	Trevin Wallace vs Akron (09/16/2023)
<b>TACKLES FOR LOSS</b>	4	Deone Walker vs Missouri (10/14/2023)



**2023-24 Kentucky Football  
Opponent Individual Match Highs  
All games**

**Opponent - Individual Game Highs**

<b>RUSHES</b>	20	Cody Schrader vs Missouri (10/14/2023)
<b>YARDS RUSHING</b>	120	Jaylen Wright vs Tennessee (10/28/2023)
<b>TD RUSHES</b>	3	Jalen Milroe vs Alabama (11/11/2023)
<b>LONG RUSH</b>	52	Jaylen Wright vs Tennessee (10/28/2023)
<b>PASS ATTEMPTS</b>	40	AJ Swann at Vanderbilt (09/23/2023)
<b>PASS COMPLETIONS</b>	28	Carson Beck at Georgia (10/07/2023)
<b>YARDS PASSING</b>	389	Carson Beck at Georgia (10/07/2023)
<b>TD PASSES</b>	4	Carson Beck at Georgia (10/07/2023)
<b>LONG PASS</b>	51	Ty Simpson vs Alabama (11/11/2023)
<b>RECEPTIONS</b>	8	Tanner Koziol vs Ball St. (09/02/2023)
<b>YARDS RECEIVING</b>	132	Brock Bowers at Georgia (10/07/2023)
<b>TD RECEPTIONS</b>	2	Xavier Legette at South Carolina (11/18/2023)
<b>LONG RECEPTION</b>	51	Jalen Hale vs Alabama (11/11/2023)
<b>FIELD GOALS</b>	4	Charles Campbell vs Tennessee (10/28/2023)
<b>LONG FIELD GOALS</b>	49	Charles Campbell vs Tennessee (10/28/2023)
<b>PUNTS</b>	8	Kai Kroeger at South Carolina (11/18/2023)
<b>PUNTING AVG</b>	53.8	Jeremy Crawshaw vs Florida (09/30/2023)
<b>LONG PUNT</b>	62	Matt Hayball at Vanderbilt (09/23/2023)
<b>PUNTS INSIDE 20</b>	5	Matt Hayball at Vanderbilt (09/23/2023)
<b>LONG PUNT RETURN</b>	27	Kool-Aid McKinstry vs Alabama (11/11/2023)
<b>LONG KICKOFF RETURN</b>	34	Roydell Williams vs Alabama (11/11/2023)
<b>TACKLES</b>	10	Franky West vs Eastern Ky. (09/09/2023)
	10	Logan Blake vs Eastern Ky. (09/09/2023)
<b>SACKS</b>	2	Jordan Strachan at South Carolina (11/18/2023)
	2	Darius Robinson vs Missouri (10/14/2023)
<b>TACKLES FOR LOSS</b>	2.5	Jett Johnson at Mississippi St. (11/04/2023)
	2.5	Darius Robinson vs Missouri (10/14/2023)
<b>INTERCEPTIONS</b>	1	Nick Emmanwori at South Carolina (11/18/2023)
	1	Terrion Arnold vs Alabama (11/11/2023)
	1	Marcus Clarke vs Missouri (10/14/2023)
	1	Kris Abrams-Draine vs Missouri (10/14/2023)
	1	John Howse IV at Vanderbilt (09/23/2023)
	1	Jeffrey Ugochukwu at Vanderbilt (09/23/2023)
	1	Tyson Durant vs Akron (09/16/2023)
	1	Frank Lee vs Eastern Ky. (09/09/2023)
	1	Tyler Potts vs Ball St. (09/02/2023)



2023-24 Kentucky Football  
Individual Statistics  
All games

**Rushing**

Player	gp	att	gain	loss	net	avg	td	lg	avg/g
Ray Davis	11	172	1025	35	990	5.8	12	75	90.0
Ramon Jefferson	9	20	175	10	165	8.3	0	74	18.3
Demie Sumo-Karngbaye	11	20	140	1	139	7.0	1	42	12.6
JuTahn McClain	10	26	142	4	138	5.3	1	36	13.8
Barion Brown	11	8	99	0	99	12.4	0	26	9.0
Tayvion Robinson	11	2	12	0	12	6.0	0	6	1.1
Izayah Cummings	11	1	5	0	5	5.0	0	5	0.5
Kaiya Sheron	5	2	2	7	-5	-2.5	0	2	-1.0
Devin Leary	11	36	121	153	-32	-0.9	1	22	-2.9
Team	11	4	0	24	-24	-6.0	0	0	-2.2
<b>Total</b>	<b>11</b>	<b>291</b>	<b>1721</b>	<b>234</b>	<b>1487</b>	<b>5.1</b>	<b>15</b>	<b>75</b>	<b>135.2</b>
<b>Opponents</b>	<b>11</b>	<b>368</b>	<b>1509</b>	<b>303</b>	<b>1206</b>	<b>3.3</b>	<b>13</b>	<b>52</b>	<b>109.6</b>

**Passing**

Player	gp	effic	comp-att-int	pct	yds	td	lg	avg/g
Devin Leary	11	129.8	181-321-9	56.4	2234	20	59	203.1
Kaiya Sheron	5	60.5	2-4-0	50.0	5	0	11	1.0
<b>Total</b>	<b>11</b>	<b>128.9</b>	<b>183-325-9</b>	<b>56.3</b>	<b>2239</b>	<b>20</b>	<b>59</b>	<b>203.5</b>
<b>Opponents</b>	<b>11</b>	<b>140.0</b>	<b>237-356-9</b>	<b>66.6</b>	<b>2620</b>	<b>18</b>	<b>51</b>	<b>238.2</b>

**Receiving**

Player	gp	no.	yds	avg	td	lg	avg/g
Barion Brown	11	38	391	10.3	3	55	35.5
Tayvion Robinson	11	36	501	13.9	4	56	45.5
Dane Key	11	36	528	14.7	4	44	48.0
Ray Davis	11	25	266	10.6	5	58	24.2
Demie Sumo-Karngbaye	11	14	69	4.9	1	18	6.3
Jordan Dingle	10	11	198	18.0	0	59	19.8
Josh Kattus	10	8	108	13.5	2	28	10.8
Anthony Brown-Stephens	11	5	44	8.8	1	20	4.0
Brenden Bates	11	3	79	26.3	0	33	7.2
JuTahn McClain	10	3	16	5.3	0	10	1.6
Izayah Cummings	11	3	43	14.3	0	20	3.9
Devin Leary	11	1	-4	-4.0	0	0	-0.4
<b>Total</b>	<b>11</b>	<b>183</b>	<b>2239</b>	<b>12.2</b>	<b>20</b>	<b>59</b>	<b>203.5</b>
<b>Opponents</b>	<b>11</b>	<b>237</b>	<b>2620</b>	<b>11.1</b>	<b>18</b>	<b>51</b>	<b>238.2</b>

**Punt Returns**

Player	no.	yds	avg	td	lg
Barion Brown	3	51	17.0	0	36
Tayvion Robinson	4	13	3.3	0	17
<b>Total</b>	<b>7</b>	<b>64</b>	<b>9.1</b>	<b>0</b>	<b>36</b>
<b>Opponents</b>	<b>9</b>	<b>61</b>	<b>6.8</b>	<b>0</b>	<b>27</b>

**Interceptions**

Player	no.	yds	avg	td	lg
Maxwell Hairston	5	131	26.2	2	54
D'Eryk Jackson	2	29	14.5	1	28
Jordan Lovett	1	0	0.0	0	0
Trevin Wallace	1	21	21.0	0	21
<b>Total</b>	<b>9</b>	<b>181</b>	<b>20.1</b>	<b>3</b>	<b>54</b>
<b>Opponents</b>	<b>9</b>	<b>14</b>	<b>1.6</b>	<b>0</b>	<b>6</b>

**Kick Returns**

Player	no.	yds	avg	td	lg
Barion Brown	11	296	26.9	1	99
Tayvion Robinson	4	44	11.0	0	14
Demie Sumo-Karngbaye	1	33	33.0	0	33
Deone Walker	1	24	24.0	0	24
Anthony Brown-Stephens	1	16	16.0	0	16
<b>Total</b>	<b>18</b>	<b>413</b>	<b>22.9</b>	<b>1</b>	<b>99</b>
<b>Opponents</b>	<b>14</b>	<b>313</b>	<b>22.4</b>	<b>0</b>	<b>34</b>

**Fumble Returns**

Player	no.	yds	avg	td	lg
Jalen Geiger	1	69	69.0	1	69
Zion Childress	1	0	0.0	0	0
Jordan Lovett	1	0	0.0	0	0
Alex Afari Jr.	1	0	0.0	0	0
Nasir Addison	1	0	0.0	0	0
<b>Total</b>	<b>5</b>	<b>69</b>	<b>13.8</b>	<b>1</b>	<b>69</b>
<b>Opponents</b>	<b>6</b>	<b>9</b>	<b>1.5</b>	<b>0</b>	<b>12</b>



**2023-24 Kentucky Football  
Individual Statistics  
All games**

**Scoring**

Player	td	fg	PAT				dpx	saf	pts
			kick	rush	rcv	pass			
Ray Davis	17	-	-	-	-	-	-	102	
Alex Raynor	-	9-10	38-39	-	-	-	-	65	
Tayvion Robinson	4	-	-	-	-	-	-	24	
Barion Brown	4	-	-	-	-	-	-	24	
Dane Key	4	-	-	-	-	-	-	24	
Demie Sumo-Karngbaye	2	-	-	-	-	-	-	12	
Maxwell Hairston	2	-	-	-	-	-	-	12	
Josh Kattus	2	-	-	-	-	-	-	12	
Jalen Geiger	1	-	-	-	-	-	-	6	
JuTahn McClain	1	-	-	-	-	-	-	6	
D'Eryk Jackson	1	-	-	-	-	-	-	6	
Devin Leary	1	-	-	-	-	-	-	6	
Anthony Brown-Stephens	1	-	-	-	-	-	-	6	
<b>Total</b>	<b>40</b>	<b>9-10</b>	<b>38-39</b>	<b>0</b>	<b>0</b>	<b>0</b>	<b>0</b>	<b>305</b>	
<b>Opponents</b>	<b>31</b>	<b>16-21</b>	<b>29-29</b>	<b>1</b>	<b>1</b>	<b>1</b>	<b>0</b>	<b>267</b>	

**Field Goals**

Player	fg	pct.	01-19	20-29	30-39	40-49	50-99	lg	blk
Alex Raynor	9-10	90.0	0-0	4-4	1-1	3-3	1-2	50	0
<b>Opponents</b>	<b>16-21</b>	<b>76.2</b>	<b>0-0</b>	<b>5-5</b>	<b>7-8</b>	<b>4-7</b>	<b>0-1</b>	<b>49</b>	<b>2</b>

**FG Sequence**

Team Name	Kentucky	Opponents
Ball St.	(41),(46),(46)	51
Vanderbilt	(27)	(41),(32)
Florida	(24),(50)	
Tennessee	(28),53,(28)	(44),(49),(34),(35)
Mississippi St.	(32)	(25)
Eastern Ky.		48,(21)
Akron		47,(36),38
Georgia		(36),(42),(32)
Missouri		(25),(31),46,(29)
South Carolina		(23)

Numbers in (parentheses) indicate field goal was made

**Total Offense**

Player	g	plays	rush	pass	total	avg/g
Devin Leary	11	357	-32	2234	2202	200.2
Ray Davis	11	172	990	0	990	90.0
Ramon Jefferson	9	20	165	0	165	18.3
Demie Sumo-Karngbaye	11	20	139	0	139	12.6
JuTahn McClain	10	26	138	0	138	13.8
Barion Brown	11	8	99	0	99	9.0
Tayvion Robinson	11	2	12	0	12	1.1
Izayah Cummings	11	1	5	0	5	0.5
Team	11	0	-24	0	-24	-2.2
<b>Total</b>	<b>11</b>	<b>616</b>	<b>1487</b>	<b>2239</b>	<b>3726</b>	<b>338.7</b>
<b>Opponents</b>	<b>11</b>	<b>724</b>	<b>1206</b>	<b>2620</b>	<b>3826</b>	<b>347.8</b>

**Punting**

Player	no.	yds	avg	lg	tb	fc	i20	50+	blk
Wilson Berry	46	1862	40.5	56	3	19	11	8	0
Team	1	0	0.0	0	0	0	0	0	1
<b>Total</b>	<b>47</b>	<b>1862</b>	<b>39.6</b>	<b>56</b>	<b>3</b>	<b>19</b>	<b>11</b>	<b>8</b>	<b>1</b>
<b>Opponents</b>	<b>48</b>	<b>2106</b>	<b>43.9</b>	<b>62</b>	<b>2</b>	<b>27</b>	<b>17</b>	<b>13</b>	<b>0</b>

**Kickoffs**

Player	no.	yds	avg	tb	ob	retn	net	ydln
Chance Poore	55	3451	62.7	36	0			
Alex Raynor	4	260	65.0	3	0			
<b>Total</b>	<b>59</b>	<b>3711</b>	<b>62.9</b>	<b>39</b>	<b>0</b>	<b>15</b>	<b>39.8</b>	<b>25</b>
<b>Opponents</b>	<b>57</b>	<b>3460</b>	<b>60.7</b>	<b>31</b>	<b>2</b>	<b>18</b>	<b>37.8</b>	<b>27</b>





2023-24 Kentucky Football  
Individual Statistics  
All games

All Purpose

Player	g	rush	rcv	pr	kr	ir	total	avg/g
Ray Davis	11	990	266	0	0	0	1256	114.2
Barion Brown	11	99	391	51	296	0	837	76.1
Tayvion Robinson	11	12	501	13	44	0	570	51.8
Dane Key	11	0	528	0	0	0	528	48.0
Demie Sumo-Karngbaye	11	139	69	0	33	0	241	21.9
Jordan Dingle	10	0	198	0	0	0	198	19.8
Ramon Jefferson	9	165	0	0	0	0	165	18.3
JuTahn McClain	10	138	16	0	0	0	154	15.4
Maxwell Hairston	11	0	0	0	0	131	131	11.9
Josh Kattus	10	0	108	0	0	0	108	10.8
Brenden Bates	11	0	79	0	0	0	79	7.2
Anthony Brown-Stephens	11	0	44	0	16	0	60	5.5
Izayah Cummings	11	5	43	0	0	0	48	4.4
D'Eryk Jackson	11	0	0	0	0	29	29	2.6
Deone Walker	11	0	0	0	24	0	24	2.2
Trevin Wallace	10	0	0	0	0	21	21	2.1
Kaiya Sheron	5	-5	0	0	0	0	-5	-1.0
Devin Leary	11	-32	-4	0	0	0	-36	-3.3
Team	11	-24	0	0	0	0	-24	-2.2
<b>Total</b>	<b>11</b>	<b>1487</b>	<b>2239</b>	<b>64</b>	<b>413</b>	<b>181</b>	<b>4384</b>	<b>398.5</b>
<b>Opponents</b>	<b>11</b>	<b>1206</b>	<b>2620</b>	<b>61</b>	<b>313</b>	<b>14</b>	<b>4214</b>	<b>383.1</b>



## 2023-24 Kentucky Football Combined Team Statistics All games

### Team Results

	Date	Opponent		Score	Att.
	09/02/2023	Ball St.	W	44-14	58286
	09/09/2023	Eastern Ky.	W	28-17	61876
	09/16/2023	Akron	W	35-3	59456
*	09/23/2023	at Vanderbilt	W	45-28	26279
*	09/30/2023	Florida	W	33-14	61699
*	10/07/2023	at Georgia	L	13-51	92746
*	10/14/2023	Missouri	L	21-38	61654
*	10/28/2023	Tennessee	L	27-33	61665
*	11/04/2023	at Mississippi St.	W	24-3	52329
*	11/11/2023	Alabama	L	21-49	61936
*	11/18/2023	at South Carolina	L	14-17	77788

### Rushing

Player	gp	att	gain	loss	net	avg	td	lg	avg/g
Ray Davis	11	172	1025	35	990	5.8	12	75	90.0
Ramon Jefferson	9	20	175	10	165	8.3	0	74	18.3
Demie Sumo-Karngbaye	11	20	140	1	139	7.0	1	42	12.6
JuTahn McClain	10	26	142	4	138	5.3	1	36	13.8
Barion Brown	11	8	99	0	99	12.4	0	26	9.0
Tayvion Robinson	11	2	12	0	12	6.0	0	6	1.1
Izayah Cummings	11	1	5	0	5	5.0	0	5	0.5
Kaiya Sheron	5	2	2	7	-5	-2.5	0	2	-1.0
Devin Leary	11	36	121	153	-32	-0.9	1	22	-2.9
Team	11	4	0	24	-24	-6.0	0	0	-2.2
<b>Total</b>	<b>11</b>	<b>291</b>	<b>1721</b>	<b>234</b>	<b>1487</b>	<b>5.1</b>	<b>15</b>	<b>75</b>	<b>135.2</b>
<b>Opponents</b>	<b>11</b>	<b>368</b>	<b>1509</b>	<b>303</b>	<b>1206</b>	<b>3.3</b>	<b>13</b>	<b>52</b>	<b>109.6</b>

### Passing

Player	gp	effic	comp-att-int	pct	yds	td	lg	avg/g
Devin Leary	11	129.8	181-321-9	56.4	2234	20	59	203.1
Kaiya Sheron	5	60.5	2-4-0	50.0	5	0	11	1.0
<b>Total</b>	<b>11</b>	<b>128.9</b>	<b>183-325-9</b>	<b>56.3</b>	<b>2239</b>	<b>20</b>	<b>59</b>	<b>203.5</b>
<b>Opponents</b>	<b>11</b>	<b>140.0</b>	<b>237-356-9</b>	<b>66.6</b>	<b>2620</b>	<b>18</b>	<b>51</b>	<b>238.2</b>

### Receiving

Player	gp	no.	yds	avg	td	lg	avg/g
Barion Brown	11	38	391	10.3	3	55	35.5
Tayvion Robinson	11	36	501	13.9	4	56	45.5
Dane Key	11	36	528	14.7	4	44	48.0
Ray Davis	11	25	266	10.6	5	58	24.2
Demie Sumo-Karngbaye	11	14	69	4.9	1	18	6.3
Jordan Dingle	10	11	198	18.0	0	59	19.8
Josh Kattus	10	8	108	13.5	2	28	10.8
Anthony Brown-Stephens	11	5	44	8.8	1	20	4.0
Brenden Bates	11	3	79	26.3	0	33	7.2
JuTahn McClain	10	3	16	5.3	0	10	1.6
Izayah Cummings	11	3	43	14.3	0	20	3.9
Devin Leary	11	1	-4	-4.0	0	0	-0.4
<b>Total</b>	<b>11</b>	<b>183</b>	<b>2239</b>	<b>12.2</b>	<b>20</b>	<b>59</b>	<b>203.5</b>
<b>Opponents</b>	<b>11</b>	<b>237</b>	<b>2620</b>	<b>11.1</b>	<b>18</b>	<b>51</b>	<b>238.2</b>

### Game Records

Record	Overall	Home	Away	Neutral
ALL GAMES	6-5	4-3	2-2	0-0
CONFERENCE	3-5	1-3	2-2	0-0
NON-CONFERENCE	3-0	3-0	0-0	0-0

### Team Statistics

	UK	OPP
<b>First Downs</b>	<b>193</b>	<b>218</b>
Rushing	64	78
Passing	105	122
Penalty	24	18
<b>Rushing Yardage</b>	<b>1487</b>	<b>1206</b>
Rushing attempts	291	368
Average per rush	5.1	3.3
Average per game	135.2	109.6
TDs Rushing	15	13
<b>Passing Yardage</b>	<b>2239</b>	<b>2620</b>
Comp-Att-Int	183-325-9	237-356-9
Average per pass	6.9	7.4
Average per catch	12.2	11.1
Average per game	203.5	238.2
TDs Passing	20	18
<b>Total offense</b>	<b>3726</b>	<b>3826</b>
Average per play	6.0	5.3
Average per game	338.7	347.8
<b>Kick returns: #-Yards</b>	<b>18-413</b>	<b>14-313</b>
<b>Punt returns: #-Yards</b>	<b>7-64</b>	<b>9-61</b>
<b>Int returns: #-Yards</b>	<b>9-181</b>	<b>9-14</b>
<b>Fumbles-Lost</b>	<b>13-6</b>	<b>9-5</b>
<b>Penalties-Yards</b>	<b>75-616</b>	<b>76-686</b>
<b>Punts-Avg</b>	<b>47-39.6</b>	<b>48-43.9</b>
<b>Time of possession / game</b>	<b>28:14</b>	<b>31:46</b>
<b>3rd-down conversion</b>	<b>45/117</b>	<b>66/152</b>
<b>4rd-down conversion</b>	<b>1/9</b>	<b>6/12</b>
<b>PAT-attempts</b>	<b>(38-39) 97%</b>	<b>(29-29) 100%</b>
<b>2-point conversion-attempts</b>	<b>(0-1) 0%</b>	<b>(2-2) 100%</b>

### Interceptions

Player	no.	yds	avg	td	lg
Maxwell Hairston	5	131	26.2	2	54
D'Eryk Jackson	2	29	14.5	1	28
Jordan Lovett	1	0	0.0	0	0
Trevin Wallace	1	21	21.0	0	21
<b>Total</b>	<b>9</b>	<b>181</b>	<b>20.1</b>	<b>3</b>	<b>54</b>
<b>Opponents</b>	<b>9</b>	<b>14</b>	<b>1.6</b>	<b>0</b>	<b>6</b>



## 2023-24 Kentucky Football Combined Team Statistics All games

### Field Goals

Player	fg	pct.	01-19	20-29	30-39	40-49	50-99	lg	blk
Alex Raynor	9-10	90.0	0-0	4-4	1-1	3-3	1-2	50	0
<b>Opponents</b>	<b>16-21</b>	<b>76.2</b>	<b>0-0</b>	<b>5-5</b>	<b>7-8</b>	<b>4-7</b>	<b>0-1</b>	<b>49</b>	<b>2</b>

### Scoring

Player	td	fg	PAT						pts
			kick	rush	rcv	pass	dxp	saf	
Ray Davis	17	-	-	-	-	-	-	-	102
Alex Raynor	-	9-10	38-39	-	-	-	-	-	65
Tayvion Robinson	4	-	-	-	-	-	-	-	24
Barion Brown	4	-	-	-	-	-	-	-	24
Dane Key	4	-	-	-	-	-	-	-	24
Demie Sumo-Karngbaye	2	-	-	-	-	-	-	-	12
Maxwell Hairston	2	-	-	-	-	-	-	-	12
Josh Kattus	2	-	-	-	-	-	-	-	12
Jalen Geiger	1	-	-	-	-	-	-	-	6
JuTahn McClain	1	-	-	-	-	-	-	-	6
D'Eryk Jackson	1	-	-	-	-	-	-	-	6
Devin Leary	1	-	-	-	-	-	-	-	6
Anthony Brown-Stephens	1	-	-	-	-	-	-	-	6
<b>Total</b>	<b>40</b>	<b>9-10</b>	<b>38-39</b>	<b>0</b>	<b>0</b>	<b>0</b>	<b>0</b>	<b>0</b>	<b>305</b>
<b>Opponents</b>	<b>31</b>	<b>16-21</b>	<b>29-29</b>	<b>1</b>	<b>1</b>	<b>1</b>	<b>0</b>	<b>0</b>	<b>267</b>

### Score by Periods

Team	1st	2nd	3rd	4th	OT	TOT
Kentucky	75	89	86	55	0	305
Opponents	69	77	46	75	0	267

### Punting

Player	no.	yds	avg	lg	tb	fc	i20	50+	blk
Wilson Berry	46	1862	40.5	56	3	19	11	8	0
Team	1	0	0.0	0	0	0	0	0	1
<b>Total</b>	<b>47</b>	<b>1862</b>	<b>39.6</b>	<b>56</b>	<b>3</b>	<b>19</b>	<b>11</b>	<b>8</b>	<b>1</b>
<b>Opponents</b>	<b>48</b>	<b>2106</b>	<b>43.9</b>	<b>62</b>	<b>2</b>	<b>27</b>	<b>17</b>	<b>13</b>	<b>0</b>

### Punt Returns

Player	no.	yds	avg	td	lg
Tayvion Robinson	4	13	3.3	0	17
Barion Brown	3	51	17.0	0	36
<b>Total</b>	<b>7</b>	<b>64</b>	<b>9.1</b>	<b>0</b>	<b>36</b>
<b>Opponents</b>	<b>9</b>	<b>61</b>	<b>6.8</b>	<b>0</b>	<b>27</b>

### Kick Returns

Player	no.	yds	avg	td	lg
Barion Brown	11	296	26.9	1	99
Tayvion Robinson	4	44	11.0	0	14
Demie Sumo-Karngbaye	1	33	33.0	0	33
Deone Walker	1	24	24.0	0	24
Anthony Brown-Stephens	1	16	16.0	0	16
<b>Total</b>	<b>18</b>	<b>413</b>	<b>22.9</b>	<b>1</b>	<b>99</b>
<b>Opponents</b>	<b>14</b>	<b>313</b>	<b>22.4</b>	<b>0</b>	<b>34</b>

### All Purpose

Player	g	rush	rcv	pr	kr	ir	total	avg/g
Ray Davis	11	990	266	0	0	0	1256	114.2
Barion Brown	11	99	391	51	296	0	837	76.1
Tayvion Robinson	11	12	501	13	44	0	570	51.8
Dane Key	11	0	528	0	0	0	528	48.0
Demie Sumo-Karngbaye	11	139	69	0	33	0	241	21.9
Jordan Dingle	10	0	198	0	0	0	198	19.8
Ramon Jefferson	9	165	0	0	0	0	165	18.3
JuTahn McClain	10	138	16	0	0	0	154	15.4
Maxwell Hairston	11	0	0	0	0	131	131	11.9
Josh Kattus	10	0	108	0	0	0	108	10.8
Brenden Bates	11	0	79	0	0	0	79	7.2
Anthony Brown-Stephens	11	0	44	0	16	0	60	5.5
Izayah Cummings	11	5	43	0	0	0	48	4.4
D'Eryk Jackson	11	0	0	0	0	29	29	2.6
Deone Walker	11	0	0	0	24	0	24	2.2
Trevin Wallace	10	0	0	0	0	21	21	2.1
Kaiya Sheron	5	-5	0	0	0	0	-5	-1.0
Devin Leary	11	-32	-4	0	0	0	-36	-3.3
<b>Total</b>	<b>11</b>	<b>1487</b>	<b>2239</b>	<b>64</b>	<b>413</b>	<b>181</b>	<b>4384</b>	<b>398.5</b>
<b>Opponents</b>	<b>11</b>	<b>1206</b>	<b>2620</b>	<b>61</b>	<b>313</b>	<b>14</b>	<b>4214</b>	<b>383.1</b>

### Total Offense

Player	g	plays	rush	pass	total	avg/g
Devin Leary	11	357	-32	2234	2202	200.2
Ray Davis	11	172	990	0	990	90.0
Ramon Jefferson	9	20	165	0	165	18.3
Demie Sumo-Karngbaye	11	20	139	0	139	12.6
JuTahn McClain	10	26	138	0	138	13.8
Barion Brown	11	8	99	0	99	9.0
Tayvion Robinson	11	2	12	0	12	1.1
Izayah Cummings	11	1	5	0	5	0.5
<b>Total</b>	<b>11</b>	<b>616</b>	<b>1487</b>	<b>2239</b>	<b>3726</b>	<b>338.7</b>
<b>Opponents</b>	<b>11</b>	<b>724</b>	<b>1206</b>	<b>2620</b>	<b>3826</b>	<b>347.8</b>



**2023-24 Kentucky Football  
Total Tackles Game-by-Game  
All games**

**Total Tackles**

Player	S-A	Total	BSU	EKU	UA	Vandy	UF	UGa	MIZ	UT	MSU	Bama	USC
D'Eryk Jackson	42-28	70	5-3	2-3	1-1	3-1	3-2	9-2	5-4	6-5	0-3	0-3	8-1
Maxwell Hairston	48-12	60	7-1	1-3	5-2	4-0	8-2	8-0	2-1	1-1	6-2	5-0	1-0
Trevin Wallace	34-24	58	6-6	5-2	4-1	1-0	2-0	2-2	DNP	4-7	4-5	3-0	3-1
Zion Childress	31-14	45	0-1	3-1	3-0	3-0	3-1	4-0	2-4	5-3	3-0	3-3	2-1
Deone Walker	21-23	44	1-1	1-4	0-2	0-3	1-1	2-2	6-1	1-2	0-2	1-4	8-1
Alex Afari Jr.	25-14	39	3-5	0-1	1-0	3-0	5-4	2-0	4-1	-	1-3	2-0	4-0
Andru Phillips	28-10	38	1-4	6-1	1-1	5-0	3-1	2-0	2-1	6-1	0-1	DNP	2-0
Ty Bryant	19-18	37	-	-	0-2	-	-	2-0	2-2	5-7	4-4	5-3	1-0
J.J. Weaver	25-7	32	4-2	2-1	2-1	2-0	2-0	2-0	3-2	3-0	1-1	2-0	2-0
Keaten Wade	16-16	32	1-1	1-2	1-1	1-2	4-2	2-1	-	2-2	1-3	1-1	2-1
Daveren Rayner	17-11	28	-	-	3-0	3-0	1-1	1-0	5-5	2-1	1-2	1-1	0-1
Jordan Lovett	14-8	22	4-3	2-3	2-0	-	1-1	1-0	-	DNP	DNP	-	4-1
Tre'vonn Rybka	8-13	21	DNP	1-1	2-1	-	DNP	1-0	1-2	0-2	1-2	2-3	0-2
Josaih Hayes	5-15	20	1-2	0-3	1-0	-	0-2	1-0	0-2	0-3	1-2	0-1	1-0
Octavious Oxendine	12-7	19	0-1	-	1-0	4-2	2-0	3-0	-	1-3	-	-	1-1
JQ Hardaway	13-5	18	2-0	-	1-0	1-0	-	-	0-1	2-1	4-1	2-2	1-0
Kahlil Saunders	9-8	17	2-2	1-1	-	1-0	1-0	1-0	0-1	-	1-2	1-2	1-0
Keeshawn Silver	6-9	15	1-0	1-2	0-1	-	1-1	2-0	DNP	1-1	0-2	0-1	0-1
Martez Thrower	9-5	14	2-0	-	3-2	1-0	0-1	1-0	2-1	0-1	DNP	DNP	-
Jordan Robinson	8-4	12	DNP	DNP	1-2	1-0	0-1	2-1	2-0	-	-	2-0	-
Darrion Henry-Young	6-4	10	1-0	-	1-1	0-2	3-0	1-0	0-1	DNP	-	DNP	DNP
Jalen Geiger	4-5	9	0-1	1-2	1-1	1-0	-	-	DNP	-	-	1-0	0-1
Jamarius Dinkins	3-6	9	1-1	-	0-2	-	-	-	2-1	DNP	-	0-2	-
Noah Matthews	2-4	6	1-0	DNP	-	-	-	1-0	DNP	DNP	0-1	0-3	-
Tyreese Fearbry	4-1	5	-	-	1-1	1-0	-	1-0	-	-	-	-	1-0
Jayvent Brown	2-3	5	DNP	-	0-2	-	-	1-0	-	-	-	1-1	-
Jantzen Dunn	3-1	4	-	-	3-1	-	-	-	-	-	-	-	-
Nasir Addison	2-1	3	DNP	DNP	0-1	DNP	DNP	DNP	-	-	1-0	1-0	-
Demie Sumo-Karngbaye	2-0	2	-	-	-	1-0	-	-	-	-	-	1-0	-
Luke Fulton	1-1	2	DNP	DNP	1-1	DNP	DNP	DNP	DNP	-	DNP	DNP	DNP
Khamari Anderson	1-1	2	-	-	-	-	-	-	DNP	DNP	1-0	0-1	-
Tommy Ziesmer	1-1	2	-	DNP	1-1	DNP	DNP	DNP	DNP	DNP	DNP	DNP	DNP
Ray Davis	1-0	1	-	-	-	-	-	-	-	-	-	1-0	-
JuTahn McClain	1-0	1	-	-	-	-	-	-	-	-	-	DNP	1-0
Tanner Bowles	1-0	1	-	-	-	-	-	-	-	-	-	-	1-0
Jager Burton	1-0	1	-	-	-	1-0	-	-	DNP	-	-	-	-
Kenneth Horsey	1-0	1	-	DNP	DNP	DNP	DNP	DNP	-	DNP	-	-	1-0
Kendrick Gilbert	1-0	1	1-0	DNP	DNP	DNP	DNP	DNP	DNP	DNP	DNP	DNP	DNP
Tavion Gadson	0-1	1	DNP	DNP	DNP	DNP	DNP	DNP	DNP	DNP	-	0-1	-



**2023-24 Kentucky Football  
Rushing/Receiving Game-by-Game  
All games**

**Rushing**

Player	No-Yds/TD	BSU	EKU	UA	Vandy	UF	UGa	MIZ	UT	MSU	Bama	USC
Ray Davis	172-990/12	14-112/2	12-52/0	7-72/1	17-78/2	26-280/3	15-59/0	20-128/0	16-42/1	21-80/0	12-26/2	12-61/1
Devin Leary	36--32/1	2--8/0	1--12/0	3--12/0	3-12/0	-	3--28/0	8-3/1	5-21/0	2-2/0	5--18/0	4-8/0
JuTahn McClain	26-138/1	4-9/0	5-18/0	3-23/0	6-64/1	3-2/0	4-21/0	-	1-1/0	-	DNP	-
Ramon Jefferson	20-165/0	-	3-23/0	2-12/0	-	2-1/0	-	DNP	DNP	5-6/0	2-73/0	6-50/0
Demie Sumo-Karngbaye	20-139/1	-	-	4-58/1	2-4/0	4-32/0	2-3/0	1-28/0	1-2/0	-	4-7/0	2-5/0
Barion Brown	8-99/0	-	2-34/0	1-1/0	1-4/0	1-14/0	-	1-17/0	-	1-22/0	1-7/0	-
Tayvion Robinson	2-12/0	-	-	-	-	-	-	-	1-6/0	-	-	1-6/0
Kaiya Sheron	2--5/0	DNP	DNP	1-2/0	DNP	DNP	-	DNP	DNP	-	-	1--7/0
Izayah Cummings	1-5/0	-	-	-	-	-	-	1-5/0	-	-	-	-

**Receiving**

Player	No-Yds/TD	BSU	EKU	UA	Vandy	UF	UGa	MIZ	UT	MSU	Bama	USC
Barion Brown	38-391/3	3-39/0	6-51/1	2-19/0	4-105/0	4-37/0	1-7/0	3-18/0	5-58/1	4-24/0	2-3/0	4-30/1
Dane Key	36-528/4	5-96/1	4-42/0	-	4-58/1	-	3-65/0	1-21/0	7-113/1	4-36/1	4-46/0	4-51/0
Tayvion Robinson	36-501/4	3-38/0	6-136/2	5-86/1	2-23/0	3-25/0	2-9/0	2-21/0	3-33/0	5-91/0	2-10/1	3-29/0
Ray Davis	25-266/5	3-10/0	3-36/1	3-97/1	1--6/0	1-9/1	2-36/1	2-11/1	3-28/0	1-6/0	5-32/0	1-7/0
Demie Sumo-Karngbaye	14-69/1	2-18/0	1-6/0	-	2-3/0	1--2/0	-	3-13/0	3-24/0	1-4/1	-	1-3/0
Jordan Dingle	11-198/0	-	1-16/0	4-89/0	-	-	-	2-32/0	4-61/0	-	-	DNP
Josh Kattus	8-108/2	-	-	2-24/1	DNP	-	2-11/1	-	2-35/0	-	2-38/0	-
Anthony Brown-Stephens	5-44/1	-	1-6/0	-	1-6/0	-	-	1-4/1	1-20/0	-	-	1-8/0
Brenden Bates	3-79/0	1-30/0	-	-	1-16/0	-	-	-	-	-	1-33/0	-
Izayah Cummings	3-43/0	-	-	-	-	-	-	-	-	-	-	3-43/0
JuTahn McClain	3-16/0	1-10/0	2-6/0	-	-	-	-	-	-	-	DNP	-
Devin Leary	1--4/0	-	-	-	-	-	-	-	-	-	1--4/0	-



2023-24 Kentucky Football  
Returns Game-by-Game  
All games

**Punt Returns**

Player	No-Yds	BSU	EKU	UA	Vandy	UF	UGa	MIZ	UT	MSU	Bama	USC
Tayvion Robinson	4-13	2-27	-	1--7	-	-	-	-	-	-	-	1--7
Barion Brown	3-51	-	2-47	-	-	1-4	-	-	-	-	-	-

**Kick Returns**

Player	No-Yds	BSU	EKU	UA	Vandy	UF	UGa	MIZ	UT	MSU	Bama	USC
Barion Brown	11-296	2-117	1-20	1-16	1-13	1-32	-	1-16	1-30	-	2-30	1-22
Tayvion Robinson	4-44	-	1-14	-	-	-	-	3-30	-	-	-	-
Demie Sumo-Karngbaye	1-33	-	-	-	-	-	-	1-33	-	-	-	-
Deone Walker	1-24	-	-	-	-	-	-	1-24	-	-	-	-
Anthony Brown-Stephens	1-16	-	-	-	-	-	1-16	-	-	-	-	-

**Interceptions Returns**

Player	No-Yds	BSU	EKU	UA	Vandy	UF	UGa	MIZ	UT	MSU	Bama	USC
Maxwell Hairston	5-131	-	1-0	-	2-83	-	1-48	1-0	-	-	-	-
D'Eryk Jackson	2-29	-	-	-	1-1	-	-	-	-	1-28	-	-
Trevin Wallace	1-21	-	-	-	-	1-21	-	DNP	-	-	-	-
Jordan Lovett	1-0	-	-	-	-	-	-	-	DNP	DNP	1-0	-

**Fumble Returns**

Player	No-Yds	BSU	EKU	UA	Vandy	UF	UGa	MIZ	UT	MSU	Bama	USC
Jalen Geiger	1-69	1-69	-	-	-	-	-	DNP	-	-	-	-
Alex Afari Jr.	1-0	-	1-0	-	-	-	-	-	-	-	-	-
Zion Childress	1-0	-	-	1-0	-	-	-	-	-	-	-	-
Nasir Addison	1-0	DNP	DNP	-	DNP	DNP	DNP	-	-	-	1-0	-
Jordan Lovett	1-0	1-0	-	-	-	-	-	-	DNP	DNP	-	-



2023-24 Kentucky Football  
Sacks Game-by-Game  
All games

Player	UA-A	Total	BSU	EKU	UA	Vandy	UF	UGa	MIZ	UT	MSU	Bama	USC
Deone Walker	5-1	5.5	-	1-10	-	0.5-1	1-8	-	1-3	1-4	-	-	1-6
Trevin Wallace	4-1	4.5	0.5-4	1-7	2-6	-	-	-	DNP	-	1-16	-	-
J.J. Weaver	4-0	4	1-10	-	-	-	1-13	-	1-1	-	1-5	-	-
Octavious Oxendine	1-1	1.5	-	-	-	-	-	-	-	0.5-4	-	-	1-18
Darrion Henry-Young	1-1	1.5	-	-	1-5	0.5-1	-	-	-	DNP	-	DNP	DNP
Kahlil Saunders	1-1	1.5	1.5-14	-	-	-	-	-	-	-	-	-	-
Alex Afari Jr.	1-0	1	-	-	-	-	-	-	-	-	1-6	-	-
Zion Childress	1-0	1	-	-	-	-	-	-	-	-	1-6	-	-
Keaten Wade	1-0	1	-	-	1-9	-	-	-	-	-	-	-	-
D'Eryk Jackson	1-0	1	-	-	-	-	1-6	-	-	-	-	-	-
Tre'vonn Rybka	1-0	1	DNP	-	-	-	DNP	-	-	-	1-10	-	-
Tommy Ziesmer	1-0	1	-	DNP	1-19	DNP	DNP	DNP	DNP	DNP	DNP	DNP	DNP
Josaih Hayes	0-1	0.5	-	-	-	-	-	-	-	0.5-3	-	-	-



**2023-24 Kentucky Football  
Tackles For Loss Game-by-Game  
All games**

Player	UA-A	Total	BSU	EKU	UA	Vandy	UF	UGa	MIZ	UT	MSU	Bama	USC
Deone Walker	10-1	10.5	-	1.0-10	-	0.5-1	1.0-8	-	4.0-7	1.0-4	-	1.0-3	2.0-9
Trevin Wallace	6-3	7.5	2.0-6	1.0-7	2.0-6	-	-	-	DNP	-	1.5-19	-	1.0-17
Alex Afari Jr.	5-1	5.5	1.5-2	-	-	-	1.0-1	-	-	-	1.0-6	1.0-2	1.0-1
J.J. Weaver	5-1	5.5	1.0-10	1.0-1	-	-	1.0-13	-	1.5-3	-	1.0-5	-	-
D'Eryk Jackson	4-3	5.5	-	0.5-1	-	-	1.5-7	-	-	2.0-2	0.5-0	-	1.0-1
Tre'vonn Rybka	3-2	4.0	DNP	1.0-2	-	-	DNP	-	0.5-2	-	1.5-11	1.0-1	-
Octavious Oxendine	3-1	3.5	-	-	-	-	-	2.0-4	-	0.5-4	-	-	1.0-18
Josaih Hayes	1-5	3.5	-	0.5-1	-	-	1.0-1	1.0-1	0.5-1	0.5-3	-	-	-
Daveren Rayner	3-0	3.0	-	-	-	-	1.0-1	-	1.0-1	-	1.0-1	-	-
Keaten Wade	2-2	3.0	-	-	1.0-9	-	0.5-1	-	-	1.0-5	0.5-3	-	-
Kahlil Saunders	2-1	2.5	1.5-14	-	-	-	-	-	-	-	-	1.0-3	-
Keeshawn Silver	2-0	2.0	1.0-2	-	-	-	1.0-1	-	DNP	-	-	-	-
Zion Childress	2-0	2.0	-	-	-	-	-	-	-	-	1.0-6	1.0-2	-
Darrion Henry-Young	1-2	2.0	-	-	1.0-5	0.5-1	-	-	0.5-1	DNP	-	DNP	DNP
Maxwell Hairston	1-1	1.5	-	-	1.0-2	-	0.5-1	-	-	-	-	-	-
JQ Hardaway	1-0	1.0	-	-	-	-	-	-	-	-	-	1.0-5	-
Jantzen Dunn	1-0	1.0	-	-	1.0-1	-	-	-	-	-	-	-	-
Andru Phillips	1-0	1.0	-	-	-	1.0-1	-	-	-	-	-	DNP	-
Tyreese Fearbry	1-0	1.0	-	-	-	-	-	1.0-1	-	-	-	-	-
Martez Thrower	1-0	1.0	-	-	-	-	-	1.0-1	-	-	DNP	DNP	-
Jamarius Dinkins	1-0	1.0	1.0-4	-	-	-	-	-	-	DNP	-	-	-
Tommy Ziesmer	1-0	1.0	-	DNP	1.0-19	DNP	DNP	DNP	DNP	DNP	DNP	DNP	DNP
Jordan Robinson	0-1	0.5	DNP	DNP	-	-	0.5-1	-	-	-	-	-	-





**2023-24 Kentucky Football  
Fumbles Game-by-Game  
All games**

**Fumbles**

Player	No-Lost	BSU	EKU	UA	Vandy	UF	UGa	MIZ	UT	MSU	Bama	USC
Devin Leary	7-4	-	-	1-1	-	-	-	3-1	-	-	1-1	2-1
Ray Davis	1-0	-	-	-	1-0	-	-	-	-	-	-	-
JuTahn McClain	1-0	-	1-0	-	-	-	-	-	-	-	DNP	-
Tayvion Robinson	1-1	-	-	1-1	-	-	-	-	-	-	-	-
Kaiya Sheron	1-0	DNP	DNP	-	DNP	DNP	-	DNP	DNP	-	-	1-0

**Fumbles Forced**

Player	Number	BSU	EKU	UA	Vandy	UF	UGa	MIZ	UT	MSU	Bama	USC
Alex Afari Jr.	1	1	-	-	-	-	-	-	-	-	-	-
Maxwell Hairston	1	1	-	-	-	-	-	-	-	-	-	-
Trevin Wallace	1	-	1	-	-	-	-	DNP	-	-	-	-
Darrion Henry-Young	1	-	-	-	-	1	-	-	DNP	-	DNP	DNP

**Fumbles Recovered**

Player	Number	BSU	EKU	UA	Vandy	UF	UGa	MIZ	UT	MSU	Bama	USC
Alex Afari Jr.	1	-	1	-	-	-	-	-	-	-	-	-
Jalen Geiger	1	1	-	-	-	-	-	DNP	-	-	-	-
Zion Childress	1	-	-	1	-	-	-	-	-	-	-	-
Nasir Addison	1	DNP	DNP	-	DNP	DNP	DNP	-	-	-	1	-
Jordan Lovett	1	1	-	-	-	-	-	-	DNP	DNP	-	-



2023-24 Kentucky Football  
Passing Game-by-Game  
All games

#12 Kaiya Sheron	Comp	Att	Int	Pct	Yards	TD	Long	Sacked	Effic.
Akron	0	1	0	0.0	0	0	0	0-0	0.0
Mississippi St.	2	3	0	66.7	5	0	11	0-0	80.7
<b>Totals</b>	<b>2</b>	<b>4</b>	<b>0</b>	<b>50.0</b>	<b>5</b>	<b>0</b>	<b>11</b>	<b>0-0</b>	<b>60.5</b>

#13 Devin Leary	Comp	Att	Int	Pct	Yards	TD	Long	Sacked	Effic.
Ball St.	18	31	1	58.1	241	1	44	1-5	127.6
Eastern Ky.	24	38	1	63.2	299	4	56	1-12	158.7
Akron	16	25	1	64.0	315	3	59	1-8	201.4
Vanderbilt	15	29	2	51.7	205	1	55	1-4	108.7
Florida	9	19	0	47.4	69	1	12	0-0	95.2
Georgia	10	26	0	38.5	128	2	36	3-28	105.2
Missouri	14	27	2	51.9	120	2	31	4-29	98.8
Tennessee	28	39	0	71.8	372	2	34	1-11	168.8
Mississippi St.	13	22	0	59.1	156	2	37	1-5	148.7
Alabama	17	31	1	54.8	158	1	33	3-21	101.8
South Carolina	17	34	1	50.0	171	1	20	2-4	96.1
<b>Totals</b>	<b>181</b>	<b>321</b>	<b>9</b>	<b>56.4</b>	<b>2234</b>	<b>20</b>	<b>59</b>	<b>18-127</b>	<b>129.8</b>



**2023-24 Kentucky Football  
Red-Zone Results  
All games**

**Kentucky Inside Opponent Red-Zone**

Date	Opponent	Score	Times	Times	Total	Rush			Pass	FGs	Failed to score inside RZ					
			In RZ	Scored	Pts	TDs	TDs	TDs	TDs	Made	FGA	Down	Int	Fumb	Half	Game
09/02/2023	Ball St.	W 44-14	2	1	7	1	1	0	0	0	0	0	0	0	0	0
09/09/2023	Eastern Ky.	W 28-17	4	2	14	2	0	2	0	0	0	0	1	0	0	1
09/16/2023	Akron	W 35-3	3	3	21	3	1	2	0	0	0	0	0	0	0	0
09/23/2023	at Vanderbilt	W 45-28	3	3	17	2	2	0	1	1	0	0	0	0	0	0
09/30/2023	Florida	W 33-14	5	4	24	3	2	1	1	1	0	0	0	0	0	1
10/07/2023	at Georgia	L 13-51	1	1	7	1	0	1	0	0	0	0	0	0	0	0
10/14/2023	Missouri	L 21-38	5	3	21	3	1	2	0	0	1	1	0	0	0	0
10/28/2023	Tennessee	L 27-33	5	5	27	3	1	2	2	2	0	0	0	0	0	0
11/04/2023	at Mississippi St.	W 24-3	3	3	17	2	0	2	1	1	0	0	0	0	0	0
11/11/2023	Alabama	L 21-49	4	3	21	3	2	1	0	0	1	0	0	0	0	0
11/18/2023	at South Carolina	L 14-17	2	1	7	1	0	1	0	0	0	1	0	0	0	0
<b>Totals 29 of 37 (78.4%)</b>			<b>37</b>	<b>29</b>	<b>183</b>	<b>24</b>	<b>10</b>	<b>14</b>	<b>5</b>	<b>5</b>	<b>2</b>	<b>3</b>	<b>0</b>	<b>0</b>	<b>0</b>	<b>2</b>

**Opponents Inside Kentucky Red-Zone**

Date	Opponent	Score	Times	Times	Total	Rush			Pass	FGs	Failed to score inside RZ					
			In RZ	Scored	Pts	TDs	TDs	TDs	TDs	Made	FGA	Down	Int	Fumb	Half	Game
09/02/2023	Ball St.	W 44-14	3	2	14	2	1	1	0	0	1	0	0	0	0	0
09/09/2023	Eastern Ky.	W 28-17	3	3	17	2	1	1	1	1	0	0	0	0	0	0
09/16/2023	Akron	W 35-3	3	1	3	0	0	0	1	2	0	0	0	0	0	1
09/23/2023	Vanderbilt	W 45-28	4	4	25	3	2	1	1	1	0	0	0	0	0	0
09/30/2023	Florida	W 33-14	1	1	7	1	0	1	0	0	0	0	0	0	0	0
10/07/2023	Georgia	L 13-51	6	6	34	4	1	3	2	2	0	0	0	0	0	0
10/14/2023	Missouri	L 21-38	6	6	31	3	2	1	3	3	0	0	0	0	0	0
10/28/2023	Tennessee	L 27-33	4	4	16	1	1	0	3	3	0	0	0	0	0	0
11/04/2023	Mississippi St.	W 24-3	2	1	3	0	0	0	1	1	1	0	0	0	0	0
11/11/2023	Alabama	L 21-49	5	5	35	5	4	1	0	0	0	0	0	0	0	0
11/18/2023	South Carolina	L 14-17	3	3	17	2	0	2	1	1	0	0	0	0	0	0
<b>Totals 36 of 40 (90.0%)</b>			<b>40</b>	<b>36</b>	<b>202</b>	<b>23</b>	<b>12</b>	<b>11</b>	<b>13</b>	<b>14</b>	<b>2</b>	<b>0</b>	<b>0</b>	<b>0</b>	<b>0</b>	<b>1</b>



**2023-24 Kentucky Football  
By Quarter Statistics  
All games**

**3rd-Down Conversions**

Date	Opponent	Score	Overall	1st Qtr	2nd Qtr	3rd Qtr	4th Qtr	Overtime
09/02/2023	Ball St.	W 44-14	4-9 44.4	1-3 33.3	1-3 33.3	1-1 100.0	1-2 50.0	0-0 0.0
09/09/2023	Eastern Ky.	W 28-17	5-11 45.5	1-3 33.3	1-5 20.0	2-2 100.0	1-1 100.0	0-0 0.0
09/16/2023	Akron	W 35-3	5-8 62.5	2-4 50.0	1-1 100.0	2-2 100.0	0-1 0.0	0-0 0.0
09/23/2023	at Vanderbilt	W 45-28	5-11 45.5	1-1 100.0	2-5 40.0	1-3 33.3	1-2 50.0	0-0 0.0
09/30/2023	Florida	W 33-14	1-8 12.5	1-3 33.3	0-1 0.0	0-2 0.0	0-2 0.0	0-0 0.0
10/07/2023	at Georgia	L 13-51	2-11 18.2	1-3 33.3	1-4 25.0	0-2 0.0	0-2 0.0	0-0 0.0
10/14/2023	Missouri	L 21-38	5-12 41.7	4-5 80.0	0-2 0.0	1-2 50.0	0-3 0.0	0-0 0.0
10/28/2023	Tennessee	L 27-33	5-11 45.5	1-3 33.3	2-3 66.7	1-2 50.0	1-3 33.3	0-0 0.0
11/04/2023	at Mississippi St.	W 24-3	4-12 33.3	2-3 66.7	1-2 50.0	1-4 25.0	0-3 0.0	0-0 0.0
11/11/2023	Alabama	L 21-49	3-11 27.3	0-2 0.0	1-5 20.0	1-2 50.0	1-2 50.0	0-0 0.0
11/18/2023	at South Carolina	L 14-17	6-13 46.2	0-2 0.0	4-5 80.0	1-2 50.0	1-4 25.0	0-0 0.0
<b>Kentucky</b>			<b>45-117 38.5</b>	<b>14-32 43.8</b>	<b>14-36 38.9</b>	<b>11-24 45.8</b>	<b>6-25 24.0</b>	<b>0-0 0.0</b>
<b>Opponents</b>			<b>66-152 43.4</b>	<b>20-37 54.1</b>	<b>14-37 37.8</b>	<b>10-35 28.6</b>	<b>22-43 51.2</b>	<b>0-0 0.0</b>

**4th-Down Conversions**

Date	Opponent	Score	Overall	1st Qtr	2nd Qtr	3rd Qtr	4th Qtr	Overtime
09/02/2023	Ball St.	W 44-14	0-1 0.0	0-0 0.0	0-1 0.0	0-0 0.0	0-0 0.0	0-0 0.0
09/09/2023	Eastern Ky.	W 28-17	0-1 0.0	0-1 0.0	0-0 0.0	0-0 0.0	0-0 0.0	0-0 0.0
09/16/2023	Akron	W 35-3	0-0 0.0	0-0 0.0	0-0 0.0	0-0 0.0	0-0 0.0	0-0 0.0
09/23/2023	at Vanderbilt	W 45-28	0-0 0.0	0-0 0.0	0-0 0.0	0-0 0.0	0-0 0.0	0-0 0.0
09/30/2023	Florida	W 33-14	0-0 0.0	0-0 0.0	0-0 0.0	0-0 0.0	0-0 0.0	0-0 0.0
10/07/2023	at Georgia	L 13-51	1-1 100.0	0-0 0.0	1-1 100.0	0-0 0.0	0-0 0.0	0-0 0.0
10/14/2023	Missouri	L 21-38	0-1 0.0	0-0 0.0	0-0 0.0	0-0 0.0	0-1 0.0	0-0 0.0
10/28/2023	Tennessee	L 27-33	0-2 0.0	0-1 0.0	0-0 0.0	0-1 0.0	0-0 0.0	0-0 0.0
11/04/2023	at Mississippi St.	W 24-3	0-1 0.0	0-0 0.0	0-0 0.0	0-0 0.0	0-1 0.0	0-0 0.0
11/11/2023	Alabama	L 21-49	0-1 0.0	0-0 0.0	0-1 0.0	0-0 0.0	0-0 0.0	0-0 0.0
11/18/2023	at South Carolina	L 14-17	0-1 0.0	0-0 0.0	0-0 0.0	0-0 0.0	0-1 0.0	0-0 0.0
<b>Kentucky</b>			<b>1-9 11.1</b>	<b>0-2 0.0</b>	<b>1-3 33.3</b>	<b>0-1 0.0</b>	<b>0-3 0.0</b>	<b>0-0 0.0</b>
<b>Opponents</b>			<b>6-12 50.0</b>	<b>0-0 0.0</b>	<b>1-2 50.0</b>	<b>2-2 100.0</b>	<b>3-8 37.5</b>	<b>0-0 0.0</b>

**Time of Possession**

Date	Opponent	Score	Overall	1st Qtr	2nd Qtr	3rd Qtr	4th Qtr	Overtime
09/02/2023	Ball St.	W 44-14	21:58	04:18	08:41	02:51	06:08	00:00
09/09/2023	Eastern Ky.	W 28-17	32:07	07:58	09:08	05:54	09:07	00:00
09/16/2023	Akron	W 35-3	25:13	08:40	08:04	04:13	04:16	00:00
09/23/2023	at Vanderbilt	W 45-28	31:11	06:37	09:51	04:49	09:54	00:00
09/30/2023	Florida	W 33-14	28:46	06:16	06:42	08:05	07:43	00:00
10/07/2023	at Georgia	L 13-51	22:32	05:44	06:32	03:19	06:57	00:00
10/14/2023	Missouri	L 21-38	28:53	09:44	06:26	05:54	06:49	00:00
10/28/2023	Tennessee	L 27-33	33:04	04:34	13:53	07:35	07:02	00:00
11/04/2023	at Mississippi St.	W 24-3	30:38	06:22	06:02	10:01	08:13	00:00
11/11/2023	Alabama	L 21-49	27:54	06:13	08:36	07:47	05:18	00:00
11/18/2023	at South Carolina	L 14-17	28:21	03:10	09:48	08:29	06:54	00:00
<b>Kentucky</b>			<b>Total 310:37</b>	<b>69:36</b>	<b>93:43</b>	<b>68:57</b>	<b>78:21</b>	<b>00:00</b>



## 2023-24 Kentucky Football Team Game-by-Game Comparison All games

Opponent	Score	First Downs			Pen	Rushing Number-Yards	Passing		Total Offense Plays-Yards	Return Yards	Turn- Overs
		Total	Rush	Pass			Comp-Att.-Int	Yards			
Ball St.	44-14	17 / 18	5 / 3	10 / 12	2 / 3	20-113 / 41-72	18-31-1 / 22-30-0	241 / 223	51-354 / 71-295	213 / 3	1 / 2
Eastern Ky.	28-17	20 / 15	5 / 4	14 / 10	1 / 1	23-115 / 27-92	24-38-1 / 19-29-1	299 / 219	61-414 / 56-311	81 / 0	1 / 2
Akron	35-3	18 / 16	7 / 7	9 / 9	2 / 0	22-135 / 25-49	16-26-1 / 29-41-0	315 / 190	48-450 / 66-239	9 / 55	3 / 1
Vanderbilt	45-28	19 / 20	7 / 6	9 / 10	3 / 4	31-160 / 27-97	15-29-2 / 20-47-3	205 / 231	60-365 / 74-328	97 / 33	2 / 3
Florida	33-14	22 / 15	11 / 5	7 / 9	4 / 1	36-329 / 29-69	9-19-0 / 25-30-1	69 / 244	55-398 / 59-313	57 / 5	0 / 1
Georgia	13-51	12 / 34	4 / 10	7 / 22	1 / 2	24-55 / 31-173	10-26-0 / 33-42-1	128 / 435	50-183 / 73-608	64 / 28	0 / 1
Missouri	21-38	19 / 21	12 / 6	5 / 11	2 / 4	31-181 / 38-118	14-27-2 / 20-30-1	120 / 214	58-301 / 68-332	103 / 70	3 / 1
Tennessee	27-33	24 / 24	2 / 14	20 / 9	2 / 1	24-72 / 47-254	28-39-0 / 17-20-0	372 / 227	63-444 / 67-481	30 / 0	0 / 0
Mississippi St.	24-3	14 / 15	4 / 7	8 / 8	2 / 0	29-110 / 31-73	15-25-0 / 17-35-1	161 / 145	54-271 / 66-218	28 / 54	0 / 1
Alabama	21-49	11 / 23	3 / 9	6 / 13	2 / 1	24-95 / 39-159	17-31-1 / 16-25-1	158 / 285	55-253 / 64-444	30 / 137	2 / 2
South Carolina	14-17	17 / 17	4 / 7	10 / 9	3 / 1	27-122 / 33-50	17-34-1 / 19-27-0	171 / 207	61-293 / 60-257	15 / 12	3 / 0
<b>Totals</b>	<b>305-267</b>	<b>193 / 218</b>	<b>64 / 78</b>	<b>105 / 122</b>	<b>24 / 18</b>	<b>291-1487 / 368-1206</b>	<b>183-325-9 / 237-356-9</b>	<b>2239 / 2620</b>	<b>616-3726 / 724-3826</b>	<b>727 / 397</b>	<b>15 / 14</b>

Opponents	3rd Down Conversion	4th Down Conversion	Time of Possession	TOP Margin	Avg Yds/Rush	Avg Yds/Pass	Avg Yds/Play	Punting Number-Avg	Penalties Number-Yards	Sacks
Ball St.	4-9 / 9-17	0-1 / 1-2	21:58 / 38:02	-16:04	5.7 / 1.8	7.8 / 7.4	6.9 / 4.2	2-48.5 / 4-48.5	7-51.0 / 4-26.0	3 / 1
Eastern Ky.	5-11 / 6-12	0-1 / 0-0	32:07 / 27:53	04:14	5.0 / 3.4	7.9 / 7.6	6.8 / 5.6	4-38.8 / 4-38.8	10-70.0 / 4-37.0	2 / 1
Akron	5-8 / 6-15	0-0 / 0-1	25:13 / 34:47	-09:34	6.1 / 2.0	12.1 / 4.6	9.4 / 3.6	2-43.0 / 4-39.5	5-45.0 / 6-41.0	5 / 1
Vanderbilt	5-11 / 6-16	0-0 / 1-1	31:11 / 28:49	02:22	5.2 / 3.6	7.1 / 4.9	6.1 / 4.4	5-40.8 / 7-50.3	10-106.0 / 7-75.0	1 / 1
Florida	1-8 / 4-13	0-0 / 1-3	28:46 / 31:14	-02:28	9.1 / 2.4	3.6 / 8.1	7.2 / 5.3	3-47.7 / 5-53.8	3-25.0 / 10-86.0	3 / 0
Georgia	2-11 / 6-11	1-1 / 1-1	22:32 / 37:28	-14:56	2.3 / 5.6	4.9 / 10.4	3.7 / 8.3	8-31.0 / 1-40.0	5-60.0 / 6-59.0	0 / 3
Missouri	5-12 / 6-14	0-1 / 1-1	28:53 / 31:07	-02:14	5.8 / 3.1	4.4 / 7.1	5.2 / 4.9	5-38.0 / 3-38.3	14-122.0 / 6-65.0	2 / 4
Tennessee	5-11 / 5-12	0-2 / 0-0	33:04 / 26:56	06:08	3.0 / 5.4	9.5 / 11.4	7.0 / 7.2	1-36.0 / 2-39.5	4-21.0 / 9-70.0	2 / 1
Mississippi St.	4-12 / 6-17	0-1 / 1-3	30:38 / 29:22	01:16	3.8 / 2.4	6.4 / 4.1	5.0 / 3.3	6-37.0 / 7-36.6	6-45.0 / 9-68.0	5 / 1
Alabama	3-11 / 7-11	0-1 / 0-0	27:54 / 32:06	-04:12	4.0 / 4.1	5.1 / 11.4	4.6 / 6.9	6-42.0 / 3-45.3	4-19.0 / 6-64.0	0 / 3
South Carolina	6-13 / 5-14	0-1 / 0-0	28:21 / 31:39	-03:18	4.5 / 1.5	5.0 / 7.7	4.8 / 4.3	5-45.8 / 8-44.0	7-52.0 / 9-95.0	2 / 2
<b>Totals</b>	<b>45-117 / 66-152</b>	<b>1-9 / 6-12</b>	<b>310:37 / 349:23</b>	<b>-38:46</b>	<b>5.1 / 3.3</b>	<b>6.9 / 7.4</b>	<b>6.0 / 5.3</b>	<b>47-39.6 / 48-43.9</b>	<b>75-616.0 / 76-686.0</b>	<b>25 / 18</b>

Note: Game totals are displayed in the format TEAM/OPPONENT for each category



2023-24 Kentucky Football  
All-Purpose Yards Game-by-Game  
All games

Player	Total	BSU	EKU	UA	Vandy	UF	UGa	MIZ	UT	MSU	Bama	USC
Ray Davis	1256	122	88	169	72	289	95	139	70	86	58	68
Barion Brown	837	156	152	36	122	87	7	51	88	46	40	52
Tayvion Robinson	570	65	150	79	23	25	9	51	39	91	10	28
Dane Key	528	96	42	-	58	-	65	21	113	36	46	51
Demie Sumo-Karngbaye	241	18	6	58	7	30	3	74	26	4	7	8
Jordan Dingle	198	-	16	89	-	-	-	32	61	-	-	DNP
Ramon Jefferson	165	-	23	12	-	1	-	DNP	DNP	6	73	50
JuTahn McClain	154	19	24	23	64	2	21	-	1	-	DNP	-
Maxwell Hairston	131	-	-	-	83	-	48	-	-	-	-	-
Josh Kattus	108	-	-	24	DNP	-	11	-	35	-	38	-
Brenden Bates	79	30	-	-	16	-	-	-	-	-	33	-
Anthony Brown-Stephens	60	-	6	-	6	-	16	4	20	-	-	8
Izayah Cummings	48	-	-	-	-	-	-	5	-	-	-	43
D'Eryk Jackson	29	-	-	-	1	-	-	-	-	28	-	-
Deone Walker	24	-	-	-	-	-	-	24	-	-	-	-
Trevin Wallace	21	-	-	-	-	21	-	DNP	-	-	-	-
Kaiya Sheron	-5	DNP	DNP	2	DNP	DNP	-	DNP	DNP	-	-	-7
Devin Leary	-36	-8	-12	-12	12	-	-28	3	21	2	-22	8



## 2023-24 Kentucky Football Games Played All games

##	Player	GP-GS	BSU	EKU	UA	Vandy	UF	UGa	MIZ	UT	MSU	Bama	USC
0	Demie Sumo-Karngbaye	11/0	XXX	XXX	XXX	XXX	XXX	XXX	XXX	XXX	XXX	XXX	XXX
0	Deone Walker	11/11	START	START	START	START	START	START	START	START	START	START	START
1	Ray Davis	11/11	START	START	START	START	START	START	START	START	START	START	START
2	Shamar Porter	0/0	...	...	...	...	...	...	...	...	...	...	...
3	Dekel Crowdus	10/0	XXX	...	XXX	XXX	XXX	XXX	XXX	XXX	XXX	XXX	XXX
3	Alex Afari Jr.	11/10	START	START	START	START	START	START	START	XXX	START	START	START
4	Jalen Geiger	10/0	XXX	XXX	XXX	XXX	XXX	XXX	...	XXX	XXX	XXX	XXX
4	JuTahn McClain	10/0	XXX	XXX	XXX	XXX	XXX	XXX	XXX	XXX	XXX	...	XXX
5	Anthony Brown-Stephens	11/0	XXX	XXX	XXX	XXX	XXX	XXX	XXX	XXX	XXX	XXX	XXX
6	Dane Key	11/11	START	START	START	START	START	START	START	START	START	START	START
6	JQ Hardaway	11/1	XXX	XXX	XXX	XXX	XXX	XXX	XXX	XXX	XXX	START	XXX
7	Barion Brown	11/9	START	START	START	START	XXX	START	START	START	START	XXX	START
8	Octavious Oxendine	11/8	START	START	START	XXX	START	START	START	START	XXX	START	XXX
8	Izayah Cummings	11/1	XXX	XXX	XXX	XXX	XXX	START	XXX	XXX	XXX	XXX	XXX
9	Tayvion Robinson	11/9	START	START	START	START	START	XXX	START	START	XXX	START	START
9	Keeshawn Silver	10/9	START	START	XXX	START	START	START	...	START	START	START	START
10	Jantzen Dunn	11/0	XXX	XXX	XXX	XXX	XXX	XXX	XXX	XXX	XXX	XXX	XXX
10	Jamarion Wilcox	0/0	...	...	...	...	...	...	...	...	...	...	...
11	Zion Childress	11/11	START	START	START	START	START	START	START	START	START	START	START
12	Chance Poore	10/0	XXX	XXX	XXX	XXX	XXX	XXX	XXX	XXX	XXX	XXX	...
12	Kaiya Sheron	5/0	...	...	XXX	...	...	XXX	...	...	XXX	XXX	XXX
13	J.J. Weaver	11/11	START	START	START	START	START	START	START	START	START	START	START
13	Devin Leary	11/11	START	START	START	START	START	START	START	START	START	START	START
14	Ty Bryant	11/3	XXX	XXX	XXX	XXX	XXX	XXX	XXX	START	START	START	XXX
15	Destin Wade	0/0	...	...	...	...	...	...	...	...	...	...	...
15	Jareemiah Anglin, Jr.	0/0	...	...	...	...	...	...	...	...	...	...	...
16	Alex Raynor	11/0	XXX	XXX	XXX	XXX	XXX	XXX	XXX	XXX	XXX	XXX	XXX
16	Deuce Hogan	0/0	...	...	...	...	...	...	...	...	...	...	...
17	Daveren Rayner	11/1	XXX	XXX	XXX	XXX	XXX	XXX	START	XXX	XXX	XXX	XXX
18	Brandon White	3/0	...	...	XXX	...	...	XXX	...	...	...	XXX	...
19	Shane Hamm	0/0	...	...	...	...	...	...	...	...	...	...	...
20	Keaten Wade	11/0	XXX	XXX	XXX	XXX	XXX	XXX	XXX	XXX	XXX	XXX	XXX
21	Nasir Addison	6/0	...	...	XXX	...	...	...	XXX	XXX	XXX	XXX	XXX
21	Santos Alvarez	1/0	...	...	XXX	...	...	...	...	...	...	...	...
22	Grant Godfrey	0/0	...	...	...	...	...	...	...	...	...	...	...
23	Andru Phillips	10/10	START	START	START	START	START	START	START	START	START	...	START
24	Elijah Reed	11/0	XXX	XXX	XXX	XXX	XXX	XXX	XXX	XXX	XXX	XXX	XXX
25	Jordan Lovett	9/8	START	START	START	START	START	START	START	...	...	XXX	START
26	Ramon Jefferson	9/0	XXX	XXX	XXX	XXX	XXX	XXX	...	...	XXX	XXX	XXX
27	Max DeGraff	0/0	...	...	...	...	...	...	...	...	...	...	...
28	Jordan Robinson	9/1	...	...	XXX	XXX	XXX	XXX	XXX	START	XXX	XXX	XXX
29	La'Ve'll Wright	0/0	...	...	...	...	...	...	...	...	...	...	...
29	Jackson Schulz	0/0	...	...	...	...	...	...	...	...	...	...	...
30	Avery Stuart	1/0	...	...	XXX	...	...	...	...	...	...	...	...
31	Maxwell Hairston	11/11	START	START	START	START	START	START	START	START	START	START	START
32	Trevin Wallace	10/10	START	START	START	START	START	START	...	START	START	START	START
33	Jaquez Keyes	0/0	...	...	...	...	...	...	...	...	...	...	...
33	Carson Wright	0/0	...	...	...	...	...	...	...	...	...	...	...
34	Trey Dennis	0/0	...	...	...	...	...	...	...	...	...	...	...
34	Jayvent Brown	10/0	...	XXX	XXX	XXX	XXX	XXX	XXX	XXX	XXX	XXX	XXX
35	Jackson Moore	0/0	...	...	...	...	...	...	...	...	...	...	...
36	Da'Min Green	0/0	...	...	...	...	...	...	...	...	...	...	...
36	Chy Rivers	0/0	...	...	...	...	...	...	...	...	...	...	...
37	Michael Bernard	0/0	...	...	...	...	...	...	...	...	...	...	...
37	Spencer Leadbetter	0/0	...	...	...	...	...	...	...	...	...	...	...
38	Henry Bennett	0/0	...	...	...	...	...	...	...	...	...	...	...
38	Cannon Coffee	0/0	...	...	...	...	...	...	...	...	...	...	...
39	Jackson Smith	0/0	...	...	...	...	...	...	...	...	...	...	...
39	Josh Terrell	0/0	...	...	...	...	...	...	...	...	...	...	...
40	Luke Fulton	2/0	...	...	XXX	...	...	...	...	XXX	...	...	...



**2023-24 Kentucky Football  
Games Played  
All games**

##	Player	GP-GS	BSU	EKU	UA	Vandy	UF	UGa	MIZ	UT	MSU	Bama	USC
42	Tyrese Fearbry	11/0	XXX	XXX	XXX	XXX	XXX	XXX	XXX	XXX	XXX	XXX	XXX
43	Landon Marcum	0/0	...	...	...	...	...	...	...	...	...	...	...
44	Martez Thrower	9/0	XXX	XXX	XXX	XXX	XXX	XXX	XXX	XXX	...	...	XXX
45	Jase Bruner	5/0	...	...	...	...	XXX	XXX	...	XXX	XXX	XXX	...
45	Darius Cannon	0/0	...	...	...	...	...	...	...	...	...	...	...
46	Ronald Gaines	3/0	XXX	XXX	XXX	...	...	...	...	...	...	...	...
47	Justice Dingle	11/0	XXX	XXX	XXX	XXX	XXX	XXX	XXX	XXX	XXX	XXX	XXX
47	Jarard Mosely	0/0	...	...	...	...	...	...	...	...	...	...	...
48	Jack Varga	0/0	...	...	...	...	...	...	...	...	...	...	...
48	Mason Dailey	0/0	...	...	...	...	...	...	...	...	...	...	...
49	Jai Williams	1/0	...	...	...	...	...	...	...	...	...	...	XXX
50	Darrion Henry-Young	8/0	XXX	XXX	XXX	XXX	XXX	XXX	XXX	...	XXX	...	...
50	Koby Keenum	0/0	...	...	...	...	...	...	...	...	...	...	...
51	Tanner Bowles	11/0	XXX	XXX	XXX	XXX	XXX	XXX	XXX	XXX	XXX	XXX	XXX
52	Ben Christman	0/0	...	...	...	...	...	...	...	...	...	...	...
53	Hayden Dawahare	0/0	...	...	...	...	...	...	...	...	...	...	...
54	D'Eryk Jackson	11/11	START	START	START	START	START	START	START	START	START	START	START
55	Clay Perry	0/0	...	...	...	...	...	...	...	...	...	...	...
55	Noah Matthews	8/0	XXX	...	XXX	XXX	XXX	XXX	...	...	XXX	XXX	XXX
56	Walker Himebauch	11/0	XXX	XXX	XXX	XXX	XXX	XXX	XXX	XXX	XXX	XXX	XXX
57	Max Ishmael	0/0	...	...	...	...	...	...	...	...	...	...	...
58	Lucas Padgett	0/0	...	...	...	...	...	...	...	...	...	...	...
59	Lincoln Billiter	0/0	...	...	...	...	...	...	...	...	...	...	...
60	Braiden Myers	0/0	...	...	...	...	...	...	...	...	...	...	...
61	Nick Pearson	0/0	...	...	...	...	...	...	...	...	...	...	...
62	Jager Burton	10/10	START	START	START	START	START	START	...	START	START	START	START
63	Edric Simmons	0/0	...	...	...	...	...	...	...	...	...	...	...
64	Jackson Bunn	0/0	...	...	...	...	...	...	...	...	...	...	...
65	Grant Bingham	2/0	XXX	XXX	...	...	...	...	...	...	...	...	...
66	Tino Merlo	0/0	...	...	...	...	...	...	...	...	...	...	...
67	Paul Rodriguez	11/0	XXX	XXX	XXX	XXX	XXX	XXX	XXX	XXX	XXX	XXX	XXX
68	Kenneth Horsey	5/4	START	...	...	...	...	...	START	...	START	START	XXX
69	Marques Cox	11/11	START	START	START	START	START	START	START	START	START	START	START
70	Nikolas Hall	0/0	...	...	...	...	...	...	...	...	...	...	...
71	Malachi Wood	0/0	...	...	...	...	...	...	...	...	...	...	...
73	Dylan Ray	11/8	XXX	START	START	START	START	START	START	START	XXX	XXX	START
74	Courtland Ford	10/2	XXX	START	START	XXX	XXX	XXX	XXX	XXX	...	XXX	XXX
75	Eli Cox	11/11	START	START	START	START	START	START	START	START	START	START	START
76	Austin Ramsey	0/0	...	...	...	...	...	...	...	...	...	...	...
77	Jeremy Flax	10/9	START	...	XXX	START	START	START	START	START	START	START	START
80	Brenden Bates	11/10	START	XXX	START	START	START	START	START	START	START	START	START
81	Cole Lanter	4/0	...	XXX	...	...	...	XXX	...	XXX	...	XXX	...
82	Khamari Anderson	9/0	XXX	XXX	XXX	XXX	XXX	XXX	...	...	XXX	XXX	XXX
83	Jack Monday	0/0	...	...	...	...	...	...	...	...	...	...	...
84	Josh Kattus	10/3	XXX	START	XXX	...	XXX	XXX	XXX	XXX	START	START	XXX
85	Jordan Dingle	10/1	XXX	XXX	XXX	XXX	START	XXX	XXX	XXX	XXX	XXX	...
86	Dylan Gary	0/0	...	...	...	...	...	...	...	...	...	...	...
87	Ardell Banks	0/0	...	...	...	...	...	...	...	...	...	...	...
88	Tanner Lemaster	0/0	...	...	...	...	...	...	...	...	...	...	...
90	Tre'vonn Rybka	9/2	...	XXX	XXX	START	...	XXX	XXX	XXX	XXX	XXX	START
91	Heath Jehu	0/0	...	...	...	...	...	...	...	...	...	...	...
92	Kahlil Saunders	11/1	XXX	XXX	XXX	XXX	XXX	XXX	XXX	XXX	START	XXX	XXX
93	Wilson Berry	11/0	XXX	XXX	XXX	XXX	XXX	XXX	XXX	XXX	XXX	XXX	XXX
94	Tavion Gadson	3/0	...	...	...	...	...	...	...	...	XXX	XXX	XXX
95	Jamarius Dinkins	10/0	XXX	XXX	XXX	XXX	XXX	XXX	XXX	...	XXX	XXX	XXX
96	Tommy Ziesmer	2/0	XXX	...	XXX	...	...	...	...	...	...	...	...
97	Josaih Hayes	11/2	XXX	XXX	START	XXX	XXX	XXX	START	XXX	XXX	XXX	XXX
98	Isaiah Beasley	2/0	XXX	...	XXX	...	...	...	...	...	...	...	...
99	Kendrick Gilbert	1/0	XXX	...	...	...	...	...	...	...	...	...	...





## 2023 DEPTH CHART

### OFFENSE (WEEK 12)

#### Left Tackle

69 Marques Cox, 6-5, 311, Sr-Tr, Peoria, Ill. (Northern Illinois/Peoria)  
73 Dylan Ray, 6-6, 305, So-Tr, Noblesville, Indiana (West Virginia/Noblesville)

#### Left Guard

68 Kenneth Horsey, 6-3 311 %Sr-4L Sanford, Fla. (Sanford Seminole)  
73 Dylan Ray, 6-6, 305, So-Tr, Noblesville, Indiana (West Virginia/Noblesville)

#### Center

75 Eli Cox, 6-4, 311, Sr-3L, Nicholasville, Ky. (West Jessamine)  
62 Jager Burton, 6-4, 307, So-1L, Lexington, Ky. (Frederick Douglass)

#### Right Guard

62 Jager Burton, 6-4, 307, So-1L, Lexington, Ky. (Frederick Douglass)  
or 73 Dylan Ray, 6-6, 305, So-Tr, Noblesville, Indiana (West Virginia/Noblesville)  
51 Tanner Bowles, 6-5, 306, Sr-Tr, Glasgow, Ky. (Alabama/Glasgow)

#### Right Tackle

77 Jeremy Flax, 6-6, 325, Sr-1L, Detroit, Mich. (Independence CC/Robichaud)  
or 74 Courtland Ford, 6-6, 315, Jr-Tr, Peoria, Ill. (Southern California/Cedar Hill (Texas))

#### Tight End

80 Brenden Bates, 6-5, 251, %Sr-4L, Cincinnati, Ohio (Archbishop Moeller)  
or 84 Josh Kattus, 6-4, 231, So-1L, Cincinnati, Ohio (Archbishop Moeller)  
82 Khamari Anderson, 6-5 238 Fr-HS Detroit, Mich. (Cass Tech)

#### Tight End/FB

85 Jordan Dingle TE 6-4 238 So-1L Bowling Green, Ky. (Bowling Green HS)  
or 8 Izayah Cummings, 6-3, 232, Sr-3L, Louisville, Ky. (Male)  
47 Justice Dingle II, 6-3, 261, %Sr-Sq, Bowling Green, Ky. (Georgia Tech/  
Bowling Green HS)

#### Wide Receiver (F)

9 Tayvion Robinson, 5-11, 194, %Sr-1L, Virginia Beach, Va. (Virginia Tech/Cox)  
18 Brandon White, 5-9, 167, Fr-RS, Cincinnati, Ohio (Archbishop Moeller)

#### Wide Receiver (X)

6 Dane Key, 6-3, 195, So-1L, Lexington, Ky. (Frederick Douglass)  
3 Dekel Crowdus, 5-10, 171, So-1L, Lexington, Ky. (Frederick Douglass)

#### Wide Receiver (Z)

7 Barion Brown, 6-1, 174, So-1L, Nashville, Tenn. (Pearl-Cohn)  
5 Anthony Brown-Stephens, 5-10, 168, Fr-HS, Springfield, Ohio (Springfield)

#### Quarterback

13 Devin Leary, 6-1, 217, Sr-Tr, Sicklerville, N.J. (NC State/Timber Creek)  
12 Kaiya Sheron, 6-3, 210, So-Sq, Somerset, Ky. (Somerset)  
or 15 Destin Wade, 6-3 223 Fr-RS Spring Hill, Tenn. (Summit)

#### Running Back

1 Ray Davis, 5-10, 216, Sr-Tr, San Francisco, Calif. (Vanderbilt/Temple/  
Blair Academy)  
4 JuTahn McClain, 5-9, 198, Sr-3L, Fairfield, Ohio (Fairfield)  
or 0 Demie Sumo-Karngbaye, 6-0 210 Jr-Tr Willingboro, N.J. (NC State/  
Willingboro)  
or 26 Ramon Jefferson, 5-10 210 %Sr-Sq Bronx, N.Y. (Sam Houston State/  
Garden City CC/Maine/Truman)

### SPECIALISTS (WEEK 12)

#### Kicker

16 Alex Raynor, 6-0, 178, Sr-Tr, Kennesaw, Georgia (Georgia Southern/  
Harrison)  
12 Chance Poore, 6-2, 213, %Sr-4L, Anderson, S.C. (Westside)

#### Kickoff

12 Chance Poore, 6-2, 213, %Sr-4L, Anderson, S.C. (Westside)  
16 Alex Raynor, 6-0, 178, Sr-Tr, Kennesaw, Georgia (Georgia Southern/  
Harrison)  
or 37 Michael Bernard, 6-3, 205, Sr-Tr, Clayton, Mo. (Fordham/Clayton)

#### Punter

93 Wilson Berry, 6-4, 208, Fr-RS, Maribyrnong, Australia (Maribyrnong College)  
39 Jackson Smith, 5-11, 204, Fr-RS, Danville, Ky. (Boyle County)

#### Long Snapper

56 Walker Himebauch, 6-0, 228, Fr-HS, Colorado Springs, Colo. (Palmer Ridge)  
55 Clay Perry, 6-0, 199, Sr-2L, Upton, Ky. (Central Hardin)

#### Short Snapper

56 Walker Himebauch, 6-0, 228, Fr-HS, Colorado Springs, Colo. (Palmer Ridge)  
55 Clay Perry, 6-0, 199, Sr-2L, Upton, Ky. (Central Hardin)

#### Holder

93 Wilson Berry, 6-4, 213, So-Sq, Maribyrnong, Australia (Maribyrnong College)  
12 Chance Poore, 6-2, 213, %Sr-4L, Anderson, S.C. (Westside)

#### Kickoff Return

7 Barion Brown, 6-1, 174, So-1L, Nashville, Tenn. (Pearl-Cohn)  
5 Anthony Brown-Stephens, 5-10, 168, Fr-HS, Springfield, Ohio (Springfield)

#### Punt Return

9 Tayvion Robinson, 5-11, 194, %Sr-1L, Virginia Beach, Va. (Virginia Tech/Cox)  
7 Barion Brown, 6-1, 174, So-1L, Nashville, Tenn. (Pearl-Cohn)  
or 18 Brandon White, 5-9, 167, Fr-RS, Cincinnati, Ohio (Archbishop Moeller)

### DEFENSE (WEEK 12)

#### Defensive End

8 Octavious Oxendine, 6-1, 276, Sr-3L, Radcliff, Ky. (North Hardin)  
90 Tre'vonn Rybka, 6-4, 276, Jr-2L, Dickson, Tenn. (Dickson County)

#### Nose Guard

97 Josaih Hayes, 6-3, 317, Sr-3L, Horn Lake, Miss. (Horn Lake)  
or 9 Keeshawn Silver, 6-4, 322, So-Tr, Rocky Mount, N.C. (North Carolina/Rocky Mount)

#### Defensive Tackle

0 Deone Walker, 6-6, 348, So-1L, Detroit, Mich. (Cass Tech)  
92 Kahlil Saunders, 6-5, 285, So-1L, Huntsville, Ala. (Grissom)

#### Nickelback/Strongside Linebacker

3 Alex Afari Jr., 6-2, 214, So-1Lk, Cincinnati, Ohio (Lakota West)  
or 20 Keaten Wade, 6-5, 250, So-1L, Spring Hill, Tenn. (Summit)

#### Outside Linebacker

13 J.J. Weaver, 6-5, 244, Sr-3L, Louisville, Ky. (Moore Traditional)  
55 Noah Matthews, 6-5, 237, Fr-RS, Bridgeville, Del. (Woodbridge)  
or 42 Tyreese Fearbry, 6-5, 233, Fr-RS, Pittsburgh, Pa. (Perry Traditional Academy)

#### Middle Linebacker

54 D'Eryk Jackson, 6-1, 245, Sr-3L, Dublin, Ga. (West Laurens)  
17 Daveren Rayner, 6-2, 217, Sr-Tr, Indianapolis, Indiana (Northern Illinois/  
Lawrence Central)

#### Weakside Linebacker

32 Trevin Wallace, 6-2, 241, Jr-2L, Jesup, Ga. (Wayne County)  
44 Martez Thrower, 6-2, 224, Jr-2L, Rochelle, Ga. (Wilcox County)

#### Field Cornerback

31 Maxwell Hairston, 6-1, 181, So-1L, West Bloomfield, Mich. (West Bloomfield)  
6 Jonquis "JQ" Hardaway, 6-3, 194, So-Tr, Columbus, Ga. (Cincinnati/  
Central-Phenix City, Ala.)

#### Boundary Cornerback

23 Andru Phillips, 6-0, 187, Jr-2L, Mauldin, S.C. (Mauldin)  
28 Jordan Robinson, 6-4, 208, So-RS, Columbia, S.C. (Livingstone College/  
Westwood)

#### Strong Safety

11 Zion Childress, 6-0, 201, Jr-1L, Houston, Texas (Texas State/New Caney)  
24 Elijah Reed, 6-3, 185, Fr-RS, Louisville, Ky. (Pleasure Ridge Park)

#### Free Safety

14 Ty Bryant, 6-0, 187, Fr-HS, Lexington, Ky. (Frederick Douglass)  
or 25 Jordan Lovett, 6-2, 195, So-1L, Radcliff, Ky. (North Hardin)