


# INDEX TO EVIDENCE

Chemical Recovery Systems, Inc.

Dirty Inventory	
Accounts Receivable	1975-1980
Drum Charges	1975
Purchase/Payment Journals	1974-1975, 1977, 1979
Total Number of Evidence Pages Included	75



PURCHASE/PAYMENT JOURNALS

	9	10	11	12	13	14	15	16	17	18	19	20
Boorum & Pease 25.20 WHITE 022.20 GREEN	Sales		Scraps		Operating		Proc. by Lab		Pollution		Misc. Accounts	
	Expense	for Sale	for Lab	Chemicals	Orders	Expense	Advertising	Freight	Uniform	Control Exp	Accounts	Debit
1												
2												
3												
4					34000							
5												
6											T.R. Ryan	5000
7									2859			
8												
9				82500								
10											T.R. Ryan	165834
11												
12												
13												
14	63359		848679	161100	327750	4490		2859	6650			468706
15												
16												
17												
18												
19												
20												
21												
22												
23												
24												
25												
26												
27												
28												
29												
30												
31												
32												
33												
34												
35												
36												

MADE IN U.S.A.



	9	10	11	12	13	14	15	16	17	18	19	20
	Sales Expense	Gen Chem for Repts	Suppl. for Repts	Operating Chemicals	Proc. by others	Lab Expense	Advertising	Freight	Uniforms	Pollution Control Exp	Misc. Accounts	Accounts Debit
1	63359											
2			32000									
3											J-A Hean	5200
4												
5												
6												
7			38379									
8												
9												
10			7800									
11											J-A Hean	79973
12											J-A Hean	5200
13												
14			208000									
15						327750						
16												
17												
18									6650			
19											J-A Hean	28205
20											J-A Hean	5200
21											J-A Hean	90925
22												
23				127400								
24												
25												
26												
27			480000									
28												
29												
30											J-A Hean	5200
31												
32							4490					
33											J-A Hean	77767
34												
35												
36	63359		1266119	127400	327750	4490			6650			297672

Date	Vendor	Pct of	Amount A/P Cr.	Office		Repair		Truck		Utilities		Operating Equip	
				Supplies	Drums	& Maint.	& Auto	& Phone	Supplies	Fees			
1979 Oct. 1	Spring Valley Country Club	✓	633.59										
2	PPH Industries	✓	370.00										
3	2 Mexian Truck Rental	✓	52.00										
4	Kerow Equipment Co.	✓	562.75									562.75	
5	3 Elvira Propane Corp.	✓	122.65					122.65					
6	Bobco Business Products	✓	20.60		20.60								
7	4 PPH Industries - Clevelville	✓	383.79										
8	Perkins Motor Service	✓	185.2					185.2					
9	Independent Oil & Tire Co.	✓	198.5					198.5					
10	PPH Industries	✓	78.00										
11	5 Mexian Truck Rental	✓	799.73										
12	Mexian Truck Rental	✓	52.00										
13	8 Crane Packing Company	✓	63.08									63.08	
14	Jason	✓	2080.00										
15	Chemical Recovery Systems	✓	3277.50										
16	10 Robert Ross & Sons, Inc.	✓	2085.00									2085.00	
17	Service Overall Supply	✓	31.00				31.00						
18	Service Overall Supply	✓	66.50										
19	Mexian Truck Rental	✓	282.05										
20	12 Mexian Truck Rental	✓	52.00										
21	Mexian Truck Rental	✓	909.25										
22	W. H. Summers Rubber Co.	✓	10.58									10.58	
23	Industrial Chemical Corp.	✓	1277.00										
24	Browning Ferris Ind.	✓	12.50										12.50
25	15 Standard Glove & Safety Equip.	✓	130.85									130.85	
26	The D. J. Cooling Truck Co.	✓	1092.00									1092.00	
27	14 Jason	✓	4800.00										
28	17 W. H. Summers Rubber Co.	✓	11.18									11.18	
29	18 Christ H. Gross Trucking	✓	93.60				93.60						
30	Mexian Truck Rental	✓	52.00										
31	Elvira Superior Elec.	✓	237.4				237.4						
32	Wolfsenden Industries (Depend)	✓	44.90										
33	Mexian Truck Rental	✓	777.69										
34	23 Gno. G. Diesel Co.	✓	599.1									599.1	
35		Dr	19310.01										
36				2060			1148.34	1610.2				947.55	2097.50

	9	10	11	12	13	14	15	16	17	18	19	20
	Sales	New Chem	Scrap Sol	Consulting	Rec by	Lab				Pollution	Misc	Accounts
	Expense	for Basals	for Reclam	Chemicals	Attns	Expense	Advertising	Freight	Uniforms	Control Exp	Accounts	Debit
1						1391						
2			28000									
3			160542									
4			(234000)									
5											T.A. Clean Up	105412
6												
7												
8												
9	41975											
10												
11												
12												
13												
14			208000									
15												
16												
17	41975	1024231	785292	31625		2591		27119	3990	5700		206338
18												
19												
20												
21												
22												
23												
24												
25											J.P. House	206338
26												
27												
28												
29												
30												
31												
32												
33												
34												
35												
36												





	9	10	11	12	13	14	15	16	17	18	19	20
	Sales Expense	New Chem for Basals	Scrap del for Reclam	Apurating Chemicals	Pro by Others	Lab Expense	Advertising	Freight	Uniforms	Pollution Control Exp	Misc. Accounts	Accounts Debit
1												
2												
3												
4						1200						
5								2319			T.A. Lease	5200
6											T.A. Lease	44313
7												
8								1987				
9								20131				
10												
11												
12												
13												
14			240000									
15				31625								
16												
17								5020				
18												
19												
20			204000									
21												
22									5990			
23											T.A. Lease	5200
24												
25												
26												
27			178750									
28										5200		
29												
30												
31											T.A. Lease	46213
32		1024231										
33								2182				
34												
35												
36		1024231	622750	31625		1200		27119	3490	5200		100926

MADE IN U.S.A.

Date	Vendor	Paid By	Amount		Dues	Repairs & Maint.	Truck & Auto	Utilities & Phone	Operating Supplies	Dump Fees	
			AP Co.	Office Supplies							
1 Aug 1	Canton Wood Products	✓	150250		150250						1
2 3	Bobel's Business Products	✓	1179	1179							2
3	Woffenden Industries	✓	1200								3
4	Bender & Landon Motor Freight	✓	2819								4
5	Ellex-Van Truck Rental	✓	5200								5
6	Ellex-Van Truck Rental	✓	44313								6
7	W. H. Summers Lubber Co.	✓	91290						91290		7
8 6	Allied Delivery System Co.	✓	1987								8
9	Lyon's Transportation Services	✓	20131								9
10	Independent Oil & Tire Co.	✓	17248				17248				10
11	Elyria Propane Corp.	✓	7356				7356				11
12	Perkins Motor Service	✓	633				633				12
13 7	Perkins Motor Service	✓	3514				3514				13
14 8	Chemical Recovery Systems	✓	240000								14
15	All Chem Corporation	✓	31625								15
16 9	Royal Supply	✓	4811						4811		16
17	Wilson Freight	✓	5000								17
18	Dunlap's Garage	✓	26478				26478				18
19 10	Browning-Tenn Industries Co.	✓	2625							2625	19
20 10	Fasson	✓	204000								20
21	Service Oil & All Supply	✓	2480			2480					21
22	Service Oil & All Supply	✓	3990								22
23 13	Ellex-Van Truck Rental	✓	5200								23
24	Truckhaul Division	✓	3050				3050				24
25	The Great Lakes Welding & Fabricating	✓	1400			1400					25
26	Canton Wood Products	✓	172000		172000						26
27	Imaging Systems Corp.	✓	178750								27
28 15	Samsel Rope & Marine Supply	✓	5200								28
29 16	Robert Ross & Sons Inc.	✓	10000							10000	29
30	Liquid Controls, Inc.	✓	60000						60000		30
31 13	Ellex-Van Truck Rental	✓	46213								31
32 30	Hol Wood Chemical Corp.	✓	1024231								32
33	Centra, Inc.	✓	2182								33
34	The Tomlin Corp.	✓	782						782		34
35		C	2372143								35
36		D.		1179	322250	3890	58279		156889	12625	36

	1	2	3	4	5	6	7	8		
Date	Vendor	Post Amt	Office	Repair	Truck	Utilities	Operating	Dump		
		By	Supplies	+ Man	+ Auto	+ Phone	Supplies	Truck		
1977 Dec 1	Royal Supply	✓	242.45				242.45		1	
2	An Martin's Office Supplies	✓	14.60	14.60					2	
3	2 Marbach Coal & Supply	✓	282.9						3	
4	Dunklap's Garage	✓	639.6				639.6		4	
5	Bakerstown (Curtain)	✓	1428.80		1428.80				5	
6	5 Spring Valley Country Club	✓	293.74						6	
7	Alligany Solvent & Chem.	✓	150.00						7	
8	Robert Ross & Sons, Inc.	✓	2055.50					2055.50	8	
9	Allis Chalmers	✓	341.66			341.66			9	
10	Independent Oil & Gas Co.	✓	179.57			179.57			10	
11	6 Standard Glove Co.	✓	66.18				66.18		11	
12	7 Checkmate Batts. Inc.	✓	244.00						12	
13	J. & R. Auto Parts Co., Inc.	✓	46.71				46.71		13	
14	8 Service Overall Supply	✓	137.50						14	
15	Service Overall Supply	✓	478.4						15	
16	P.P.S. Industries	✓	80.00						16	
17	9 Alycia Propane Corp.	✓	48.32			48.32			17	
18	12 Brauning Irrig. Co.	✓	34.50					34.50	18	
19	Alycia Superior Inc.	✓	12.58				12.58		19	
20	13 W.P.O. Radio (AM) - Radio Services	✓	104.00						20	
21	14 Alycia Corp.	✓	68.20						21	
22	Robert Ross & Sons, Inc.	✓	460.00					460.00	22	
23	15 Commercial Glueball	✓	18.88						23	
24	West Side Lumber	✓	38.75						24	
25	Brandner Pump Co.	✓	148.81				148.81		25	
26	19 Dunklap's Garage	✓	85.00			85.00			26	
27	Jenkins Schwan & Magnus	✓	295.00						27	
28	Alycia Superior Inc.	✓	40.19				40.19		28	
29	20 P.P.S. Industries	✓	80.00						29	
30	21 Bakerstown Curtain Corp.	✓	1992.80		1992.80				30	
31	Weslers Truck & Equip.	✓	54.50			54.50			31	
32	Royal Supply	✓	99.39				99.39		32	
33	Chemical Recovery Systems	✓	757.50						33	
34	22 Williams Brothers Builders	✓	1360.85						34	
35		CA	1112.60						35	
36		Dr		14.60	3421.60	1473.73	773.01	656.31	2550.00	36

	9	10	11	12	13	14	15	16	17	18	19	20
	Sales Expenses	Travel for Break	Supp. Sol. for Reclam.	Operating Chemicals	Pack. Exp Others	Lab Expense	Advertising	Freight	Uniforms		Misc. Account	Debit
1												
2												
3												
4												
5												
6	29374											
7			15600									
8												
9												
10												
11												
12			24400									
13												
14									13750			
15												
16			8000									
17												
18												
19												
20							10700					
21	6820											
22												
23								1888				
24												
25												
26												
27											Legal Prof.	29500
28												
29			8000									
30												
31												
32												
33			75750									
34												
35												
36	36194		131750				10700	1888	13750			29500



	9	10	11	12	13	14	15	16	17	18	19	20
	Sales Expense	New Chem for Recd.	Gen. Sal for Recd.	Operating Chemicals	Prov. by Others	Lab Expense	Advertising	Freight	Uniforms		Miss. Account	Accounts Rebit
1			605.50									
2												
3			94.50									
4			1050.00									
5												
6			357.00									
7												
8												
9												
10	361.94 ✓		3424.50 ✓				104.00 ✓	18.88 ✓	137.50 ✓			295.00 ✓
11												
12												
13												
14												
15											Legal Fee	295.00 ✓
16												
17												
18												
19												
20												
21												
22												
23												
24												
25												
26												
27												
28												
29												
30												
31												
32												
33												
34												
35												
36												



Boorum & Pease  
 22.20 WHITE  
 022.20 GREEN  
 022.20 BUFF

	9	10	11	12	13	14	15	16	17	18	19	20
	Sales Expense	Hy Chem for Recale	Scrap Ml for Reclaim	Operating Exp Chemicals	Exp by Others	Lab. Expense	Advertising	Freight			Misc. Account	Accounts Debit
1												
2								2562				
3			16500									
4				16100								
5												
6												
7			24850									
8												
9												
10												
11												
12												
13				8050								
14												
15			171500									
16												
17												
18	1839											
19												
20							6660					
21												
22												
23						1956						
24												
25			10150									
26												
27												
28			63200									
29												
30			32000									
31												
32			60500									
33				16417								
34			32000									
35												
36	1839		410700	40567		1956	6660	2562				





Boorum & Pease  
22.80 WHITE  
022.80 GREEN  
022.80 RUFF

	9	10	11	12	13	14	15	16	17	18	19	20
	Sales Expense	New Chem for Resale	Scrap Sol. for Reclaim	Operating Chemicals	Rec. by Others	Lab. Expense	Advertising	Freight			Misc. Account	Accounts Debit
1												
2												
3				27.650								
4				124.00								
5												
6												
7												
8											Legal Prof.	390.00
9												
10												
11												
12												
13												
14												
15	1839 ✓		4507.50 ✓	40567 ✓		1956 ✓	666 ✓	256 ✓				390.00 ✓
16												
17												
18												
19												
20												
21												
22												
23												
24												
25												
26												
27												
28												
29												
30												
31												
32												
33												
34												
35												
36												

Date	Vendor	P.O. #	Amount		Drums	Repairs + Maint	Ink + Ink	Utilities + Phone	Operating Supplies	Misc	
			1/1/77	1/1/77							
1	American Chemical Society	✓	65.20								1
2	Bob's Union Truck Stop	✓	1,090.00				1,090.00				2
3	Robert Ross & Sons, Inc.	✓	796.50								3
4	Robert Ch. Allis Chalmers	✓	183.19				183.19				4
5	2 Chemical Recovery Systems	✓	17,191.14								5
6	3 Spring Valley Country Club	✓	39,302								6
7	6 Dunlap's Garage	✓	1,614.8				1,614.8				7
8	Ridley Tank & Welding	✓	705.20				705.20				8
9	Sprayer Products, Inc.	✓	1,200.00								9
10	X. R. Auto Parts Co.	✓	48.26						48.26		10
11	Browning Ferris Ltd.	✓	11,196.3								11
12	1. Allis Chalmers	✓	41.90				41.90				12
13	8 S. M. Berry - Co.	✓	63.00								13
14	Elyria Pipework Corp.	✓	41.72				41.72				14
15	9 Science Overall Supply	✓	4.600			4.600					15
16	Chemical Steam Tank Liner	✓	720.00								16
17	Browning Ferris Ltd.	✓	20.00							20.00	17
18	Allis Chalmers	✓	2,823.30				2,823.30				18
19	National Car	✓	672.00								19
20	10 Int/Wood Chemical Corp.	✓	695.250								20
21	Standard Glove Co.	✓	61.56						61.56		21
22	13 Elyria Welding Service	✓	6.00						6.00		22
23	Royal Supply	✓	25.92						25.92		23
24	M. Smith Corp.	✓	63.88						63.88		24
25	14 Camac Chemical Co.	✓	33.34								25
26	Robert Ross & Sons, Inc.	✓	541.00							541.00	26
27	15 Anderson Albee	✓	74.64						74.64		27
28	16 West Side Lumber	✓	36.2						36.2		28
29	Bakertown Container Corp.	✓	169.200		169.200						29
30	17 Oakland Chemical Co.	✓	364.716								30
31	Elyria Division/Wolfenden Ltd.	✓	32.40								31
32	18 Royal Supply	✓	6.496								32
33	Sprayer Products, Inc.	✓	24.150								33
34	20 Chemical Recovery Systems	✓	172.500								34
35		Cr.	2,229.583								35
36		Dr.			169.200	4.600	134.160		28.388	1,351.150	36

Sorum & Penie  
 02.20 WHITE  
 022.20 GREEN  
 022.20 BUFF

	9	10	11	12	13	14	15	16	17	18	19	20
	Salaries	Travel	Supplies	Operating	Repairs	Expenses	Advertising				Transportation	Other
	Expenses	Expenses	Expenses	Expenses	Expenses	Expenses	Expenses				Expenses	Expenses
1												
2												
3												
4												
5			169914	2000								
6	39302											
7												
8												
9			12600									
10												
11		111963										
12												
13												
14												
15												
16											Freight	72000
17												
18												
19			67200									
20		695250										
21												
22												
23												
24												
25				3334								
26												
27												
28												
29												
30		364716										
31											Equip	3240
32											Equip	6496
33			24150									
34					172500							
35												
36	39302	1171929	273864	5334	172500	6520	6300					81736

Purchases

June 1977

Date	Vendor	Part	Amount		Office Supplies	Dues	Repairs	Trucks	Utilities	Operating Supplies	Misc
			Alt. Pa.								
1977 June 20	Chemical Recovery Systems	✓		23 00							
22	Neiders Truck & Equip.	✓		245				245			
23	Leakair Pump Co.	✓		751 50							
	Leakair's Garage	✓		236 40				236 40			
25	Bob's Union Oil Truck Stop	✓		311 00				311 00			
27	Robert Ross & Sons, Inc.	✓		792 00							792 00
	Neiders Truck & Equip.	✓		1919				1919			
	Rayal Supply	✓		73 243							
28	Sprayer Products, Inc.	✓		259 00							
29	Chemical Recovery Systems	✓		1374 00							
30	Bibels Business Products	✓		709	709						
		Cl.	26 803 89		709	169 200	4000	191 064		783 88	2149 50



Broom & Penn  
 22.20 WHITE  
 22.20 GREEN  
 22.20 RUFF

	9	10	11	12	13	14	15	16	17	18	19	20
	Sales Expense	Gen. Char. for Rental	Miss. Sal. for Rental	Operating Clinical	Pres. by Others	Lab Expense					Spec. Account	Account Debit
1	29339											
2					24100							
3												
4												
5				5040								
6												
7												
8	4083											
9												
10			20650									
11			20000									
12												
13				4400								
14												
15												
16					2200							
17			175000									
18												
19												
20												
21												
22												
23												
24												
25												
26												
27											Legal Prof.	40000
28			61200									
29		6490										
30												
31		71196										
32												
33												
34			37100									
35												
36	33422	77686	313950	11640	24100							46000

Date	Vendor	Qty	Amount	Office		Repairs & Maint	Truck & Auto	Utilities & Phone	Operating Supplies	Misc	Total
				Supplies	Expense						
1 Apr.	1 Spring Valley County Club	✓	29,339								
2	2 Chemlon Corp.	✓	2,4100								
3	4 Independent Oil & Tire Co.	✓	9800				9800				
4	Elyria Superior Elec.	✓	3102						3102		
5	West Side Lumber	✓	5040								
6	H. R. Auto Parts Co., Inc.	✓	1,172							1,172	
7	5 Robert Ross & Sons, Inc.	✓	8,9100								8,9100
8	7 Fibra Capri Inc.	✓	4,083								
9	Service Drucell Supply	✓	3,450			3,450					
10	Sprayer Products	✓	2,0650								
11	The Tuxton Inc. & Subba Co.	✓	20,000								
12	8 Elyria Propane Corp.	✓	6,563				6,563				
13	Chemical Recovery Systems	✓	4,400								
14	11 Dulap's Garage	✓	19,450				19,450				
15	Browning Terra Industries	✓	2000								2000
16	Yal/Wood Chemical Co.	✓	2,200								
17	Chemical Recovery Systems	✓	17,5000								
18	Bob's Union Tl.	✓	2,5000				2,5000				
19	12 Royal Supply	✓	7,235						7,235		
20	13 Robert Ross & Sons, Inc.	✓	12,5200								12,5200
21	14 Royal Supply	✓	2,7141				2,7141				
22	Allis Chalmers Mntl Handling	✓	4,728				4,728				
23	18 Babcock Containers	✓	12,5100			12,5100					
24	Weisler's Truck & Equip.	✓	5,058				5,058				
25	Standard Glove Co.	✓	5,750						5,750		
26	21 Robert Ross & Sons, Inc.	✓	4,154						4,154		
27	25 Jenkins, Bohmer & Magnus	✓	4,6000								
28	Allegany Solvents - Chemicals	✓	6,7200								
29	Caenor Chemical Co.	✓	9190			2,700					
30	26 Elyria Superior Elec.	✓	932		932				932		
31	27 C. C. Supply Co.	✓	7,1196								
32	Robert Ross & Sons, Inc.	✓	23,7600								23,7600
33	28 Lee White's Office Outfitters	✓	931		931						
34	29 Sprayer Products	✓	3,7100								
35	H. R. Auto Parts Co.	✓	1,705						1,705		
36			120,566.9	931	12,780.0	3,450	9,774.0		2,405.0	4,449.00	



	Sales Expense	New Chem. for Recipe	Soap Sol. for Recipe	Operating Chemicals	Proc. by Others														Misc. Account	Accounts Debit	
1																					1
2																					2
3																					3
4																					4
5																					5
6																					6
7			16500	24750	13200																7
8					6448																8
9																					9
10																					10
11																					11
12					16325																12
13			34830																		13
14																					14
15					14852																15
16	13838																				16
17																					17
18																					18
19			44000																		19
20																					20
21																					21
22					25700																22
23																					23
24																					24
25					35700																25
26																					26
27																					27
28					66440																28
29																					29
30																					30
31	13838	95330	81800	142965																	31
32																					32
33																					33
34																					34
35																					35
36																					36
37																					37

R-21-20 (GREEN TINT)  
R-21-20 (WHITE)  
ACCOUNTANTS SUPPLY HOUSE  
NEW YORK CITY 1)



	Sales Expense	New Chem. for Acids	Solvent for Reclam.	Operating Chemicals	Processing by Others						Misc. Accounts Account	Debit
1												1
2												2
3												3
4	21348											4
5												5
6				16820								6
7												7
8				41338								8
9												9
10												10
11		69700										11
12		2011										12
13			151250									13
14				14950								14
15												15
16	21348	71711	151250	73108								16
17												17
18												18
19												19
20												20
21												21
22												22
23												23
24												24
25												25
26												26
27												27
28												28
29												29
30												30
31												31
32												32
33												33
34												34
35												35
36												36
37												37

R-221-20 (GREEN TINT)  
R-21-20 (WHITE)  
ACCOUNTANTS SUPPLY HOUSE  
NEW YORK CITY 13



	Sales Expense	New Chem. for Resale	Scrap. Sluets for Reclam.	Operating Chemicals	Proc. by Others						Misc Accounts Debit	
1												1
2												2
3												3
4			8400									4
5		9308										5
6										Freight	1591a	6
7												7
8												8
9	24339	84707.3	320281	183844							84827	9
10	(✓)	(✓)	(✓)	(✓)							(✓)	10
11												11
12												12
13												13
14												14
15												15
16												16
17												17
18												18
19												19
20												20
21												21
22												22
23												23
24												24
25												25
26												26
27												27
28												28
29												29
30												30
31												31
32												32
33												33
34												34
35												35
36												36
37												37

R-221-20 (GREEN TINT)  
R-21-20 (WHITE)  
ACCOUNTANTS SUPPLY HOUSE  
SEE YORK CITY 13



	Sales Expenses	New Chem. for Basale	Scrap Solvents for Becklam	Operating Chemicals	Proc. by Others															Misc. Accounts	Debit	
1																				Freight	10.70	1
2																						2
3																						3
4																						4
5																						5
6																						6
7																						7
8																						8
9		2829	112746																			9
10		21310																				10
11				117351																		11
12																						12
13																				Freight	67645	13
14																						14
15																						15
16				130480																		16
17																						17
18																						18
19																						19
20			456500																			20
21					41520																	21
22																						22
23																						23
24					6864																	24
25			113088																			25
26			25000																			26
27																						27
28			72330																			28
29																						29
30				66850																		30
31																						31
32																						32
33																						33
34																						34
35																						35
36		24339	68100	311881	65384																	36
37			847764																		68915	37

R-21-20 (GREEN TINT)  
R-21-20 (WHITE)  
ACCOUNTANTS SUPPLY HOUSE  
NEW YORK CITY 13





ACCOUNTS RECEIVABLE

TERMS \_\_\_\_\_

NAME *Chemical Recovery Systems, Inc*

RATING \_\_\_\_\_

ADDRESS *36345 Van Bock Rd., Romulus, Michigan 48174*

CREDIT LIMIT \_\_\_\_\_

Boorum & Pease  
1-9115

DATE	ITEMS	FOL.	DEBITS	CREDITS	DR. OR CR.	BALANCE
1978 Jan 16		543	2100.00 ✓			2100.00
July 5		549	300.00 ✓			2300.00
31		QE8		2300.00		
1979 Jan 29 (Yeeco)		555	1461.00			1461.00
July 31		QE7		1461.00		
31		561	3450.00			3450.00
Aug 13		562	3355.00			6805.00
Sept 21		563	3900.00			10705.00
Dec. 26		564	2175.00 ✓			12880.00
Nov 9		565	2400.00 ✓			15280.00
20		QE6		3432.50		11847.50
30		QE9		727.250		4575.00
Dec. 14		566	3600.00 ✓			8175.00
1980 Jan 23		567	2250.00 ✓			10425.00
31		QE1		10425.00		



# Accounts Receivable

January 1975

Sales Page 6

Boorum & Pease  
13.6 WHITE  
G15.6 GREEN  
B15.6 BUFF

	Date	Company	Inv #	Amount	Sales	Freight	Dues or Cleaning	Misc.
1	1975 Jan. 2	Uniroyal, Inc.	1124	2250 00	2250 00			
2	3	The Sherwin Williams Co.	1126	453 75	453 75			
3		E. F. Hauserman	1127	684 78	684 78			
4	6	Regate Industries	1128	700 00	700 00			
5		Lisson Consolidated	1130 (1154)	577 50	577 50			
6		All American Co.	1131	104 50	104 50			
7	7	Taylor Metal Products Co.	1132	778 80	778 80			
8	9	Republic Steel Corp.	1133	780 00	780 00			
9		E. F. Hauserman Co.	1134	1564 80	1564 80			
10		Cornac Chemical Co.	1135	77 50	77 50			
11	10	Sexton Corp.	1136	247 50	247 50			
12		Miack Adhesives Corp.	1137	2039 34	2039 34			
13	13	Sherman Research Labs	1138	69 30	69 30			
14		Nolwood Chemical Co.	1139	3293 75	3293 75			
15		The Glidden Company	1140	2600 00	2600 00			
16	14	Roler Plastics	1141	66 00	66 00			
17		Chemical Recovery Systems	1142	80 00	80 00			
18	15	Alcan Sheet & Plate	1143	660 00	660 00			
19		Nolwood Chemical Co.	1144	589 26	589 26			
20		Uniroyal, Inc.	1145	2250 00	2250 00			
21	16	Alside, Inc.	1146	2200 00	2200 00			
22		Wustro Electric Company	1147	1683 00	1683 00			
23		E. F. Hauserman Co.	1148	1297 50	1297 50			
24	20	Beaver Paint Company	1149	550 00	550 00			
25		Chemical Recovery Systems	1150	160 00	160 00			
26		Black River Plastics	1151	94 40	94 40			
27	21	Sexton Corporation	1152	247 50	247 50			
28	22	Empire Spring Div. of Emtec	1153	61 60	61 60			
29				26160 78				
30					26160 78			



# Accounts Receivable

# Sales

Date	Company		Inv. #	Amount	Sale	Freight	Sum or		
							Clearing	Misc.	
1975 Mar. 20	E. F. Hummer Co.	✓	1230	128670	128670				1
	Chemical Recovery Systems, Inc.	✓	1231	41800	41800				2
	Sextex Corp.	✓	1232	24750	24750				3
24	Fisher Price Toys	✓	1233	130900	130900				4
	Technical Products, Inc.	✓	1234 1235						5
25	Mr. Bob Haydash	✓	1236	11000	11000				6
	Aspland Chemical Company	✓	1237	200000	200000				7
26	Chemical Recovery Systems	✓	1238	14000	14000				8
	The Sherman Williams Co.	✓	1239	63175	63175				9
28	Black Oxide Plastics	✓	1240	640	8640		( 8000)		10
31	The Glidden Company	✓	1241	260000	260000				11
		Cr		2388390			8000		12
		Dr			2369740		26650	18650	13
									14
									15
									16
									17
									18
									19
									20
									21
									22
									23
									24
									25
									26
									27
									28
									29
									30

Sumo \$ 186.50

Accounts Receivable

March 1975

Sales Page 8

Boorum & Pease  
15-6 WHITE  
G15-6 GREEN  
D15-6 BUFF

	Date	Company	✓	Inv #	Amount	Sale	Freight	Sum or Change	Misc.
1	1	Reinforced Plastic Services	✓	1200	192.75	173.25		19.50	
2		Rem-oid Pressure Seal (Masonry Seal)	✓	1201	61.05	61.05			
3	3	R.O. Hull & Co., Inc.	✓	1202	275.00	275.00			
4		G.M.B. Automotive	✓	1203 (in Feb.)	112.20	112.20			
5	5	Universal, Inc.	✓	1204	2430.00	2430.00			
6		Mr. Bob Gaydash	✓	1205	110.00	110.00			
7	6	E.F. Hauserman Co.	✓	1206	1683.00	1683.00			
8	7	Earl Lynn	✓	1207	26.50	26.50			
9	10	Eagle Rubber Company	✓	1208	572.00	572.00			
10		Randall Company	✓	1209	422.50	357.50		65.00	
11		Amity Furniture Shipping	✓	1210	116.50	110.00		6.50	
12		Elvira H. Smith	✓	1211	71c	71c			
13	11	Globe Chemical Co.	✓	1212	420.30	420.30			
14		Black River Plastics	✓	1213	62.40	62.40			
15		Studebaker Chemical Co.	✓	1214	150.00	150.00			
16	12	Hycol Division	✓	1215	1140.75	965.25		175.50	
17		Chemical Recovery Systems	✓	1216	2340.00	2340.00			
18		Stang Motor Sales	✓	1217	57.50	57.50			
19		Nordson Corporation	✓	1218	422.50	422.50			
20		City Barrel & Drum Co.	✓	1219	1518.5	1518.5			
21	13	Cuyloga Chemical Co.	✓	1220	567.00	567.00			
22		Rolen Plastics	✓	1221	66.00	66.00			
23	14	Abrite, Inc.	✓	1222	2200.00	2200.00			
24	17	Larson Consolidated	✓	1223	462.00	462.00			
25	18	Fischer Chemical Company	✓	1224	532.5	532.5			
26		Alcan Steel & Plate	✓	1225	660.00	660.00			
27	19	Saylor Metal Products Company	✓	1226	253.50	253.50			
28		Hycol Division - Dexter	✓	1227	126.00	126.00			
29					15134.55				
30						14868.05		266.50	

# Accounts Receivable

April 1975

Sales - Page 9

Boorum & Pease  
15.6 WHITE  
G15.6 GREEN  
B15.6 BUFF

	Date	Company	Inv. #	Amount	Sale	Freight	Sum or Clearing	Misc.
1	1975 Apr. 1	The Hoover Company	✓ 1242	1443.25	1251.25		192.00	
2		Mr. Bob Haydash	✓ 1243	110.00	110.00			
3	2	Karson Consolidated	✓ 1244	462.00	462.00			
4		Neil Process Equipment	✓ 1245	785.40	785.40			
5	3	Midland Chemical Co.	✓ 1246	1039.50	1039.50			
6	7	Don Color Aid	✓ 1247	130.40	130.40			
7		E. T. Hauserman Co.	✓ 1248	1727.82	1727.82			
8	9	Amosbury Paint & Varnish	✓ 1249	1750.00	1750.00			
9	10	Sextel Corporation	✓ 1250	247.50	247.50			
10		Reinforced Plastics	✓ 1251	1537.5	1537.5			
11	11	Alside, Inc.	✓ 1252	2256.00	2256.00			
12		Black River Plastics	✓ 1253	157.40	157.40			
13		Carmel Chemical Co.	✓ 1254	340.00	275.00		65.00	
14	14	Western Electric Co.	✓ 1255	1782.00	1782.00			
15		Accurate Electronics	✓ 1256	1058.4	1058.4			
16		Mr. Bob Haydash	✓ 1257	1100.00	1100.00			
17	15	Unroyal, Inc.	✓ 1258	2466.45	2466.45			
18		Mr. Bob Haydash	✓ 1259	55.00	55.00			
19	16	Karson Consolidated	✓ 1260	288.75	288.75			
20		R. S. Hull & Co. Inc.	✓ 1261	137.50	137.50			
21	18	Regate Industries	✓ 1262	780.00	780.00			
22	21	The Elidden Company	✓ 1263	2600.00	2600.00			
23		Alcoa Sheet & Plate	✓ <del>1264</del> (1285)	682.00	682.00			
24	22	Cuyler Chemical Co.	✓ 1265	1547.00	1547.00			
25		E. T. Hauserman Co.	✓ 1266	1336.86	1336.86			
26		Stang Motor Sales, Inc.	✓ 1267	63.00	55.00		8.00	
27	23	Alside, Inc.	✓ 1268	2200.00	2200.00			
28		Johnson Outboards	✓ 1269	514.80	514.80			
29		Empire Spring Co.	✓ 1270	61.60	61.60			
30				25333.82	25068.82		265.00	





# Accounts Receivable

May 1975

Sales - Page 15

Boorum & Pease  
15.6 WHITE  
G15.6 GREEN  
B15.6 BUFF

	1	2	3	4	5	6		
	Date	Company	Inv. #	Amount	Sale	Freight	Sum or Cleaning	Misc.
1	1975 May 1	Paint Products	✓ 1284	170000	170000			
2	5	Fate Shoe Industries	✓ 1284	43200	43200			
3		Chemical Recovery Systems	✓ 1287	8800	8800			
4		The Wooster Brush Co	✓ 1288	46200	46200			
5	6	Cash Sale	✓ 1289	1000	1000			
6	7	The Glidden Company	✓ 1290	260000	260000			
7		Popper Lawn Products	✓ 1291	15725	15725			
8		Mr. Bob Gaydash	✓ 1292	5500	5500			
9		Arter Lobby Products	✓ 1293	26400	26400			
10	8	Alside, Inc.	✓ 1294	220000	220000			
11		The Sherwin W <sup>m</sup> Co	✓ 1295	63175	63175			
12		See City Pressure Seal	✓ 1296	6105	6105			
13	9	Prometheus Corp.	✓ 1297	5950	5950			
14		Technical Rubber Co.	✓ 1298	204000	204000			
15		ET Hausman Co.	✓ 1299	143448	143448			
16	13	Mr. Bob Gaydash	✓ <sup>10</sup> 1300	5500	5500			
17		The Shower Company	✓ 1301	31200	31200			
18	14	Unroyal, Inc.	X 1303	247500	247500			
19		Fischer Chemical Co.	✓ 1304	5335	5335			
20	15	Dexter Corp.	✓ 1305	24750	24750			
21		Gay Plastics	✓ 1306	14300	14300			
22		Elyria Papeer Corp.	✓ 1307	5950	5950			
23	16	Spartan Chemical Co.	✓ 1308	398400	398400			
24	19	Camostown Finishes	✓ 1309	78100	78100			
25		Fisher Price Toys	✓ 1310	130900	130900			
26		Richard J. Martin, Inc.	✓ 1311	4950	4950			
27		Empire Spring Div of Entec	✓ 1312	6160	6160			
28		Spann Consolidated	✓ 1313	28875	28875			
29								
30					2201413			



# Accounts Receivable

June 1945

Sales Page 11

Boorum & Pease  
15-6 WHITE  
G15-6 GREEN  
B15-6 BUFF

				1	2	3	4	5	6
	Date	Company		Inv. #	Amount	Sale	Drigft	Draw on	Misc.
								Cheque	
1	1945 June 2	Abide, Inc.	✓	1335	220000	220000			
2		Larson Consolidated	✓	1336	57750	57750			
3		Larson Consolidated	✓	1337	34650	34650			
4		Standard Pipe Protection	✓	1338	26520	26520			
5		Carnac Chemical Co.	✓	1339	19250	19250			
6	3	Ford Motor Co.	✓	1340	41175	41175			
7	4	Manufacturers Enameling	✓	1341	9040	9040			
8		Larson Consolidated	✓	1342	11550	11550			
9	5	Universal, Inc.	✓	1343	246645	246645			
10		Carnac Chemical Co.	✓	1344	35750	35750			
11	6	The Herotenslager Co.	✓	1345	96000	96000			
12		Larson Consolidated	✓	1346 1347	712	Replacement			
13		Penn-Ohio Pressure Seal	✓	1348	6105	6105			
14	7	Eagle Rubber Company	✓	1349	96600	96600			
15		Fisher Price Toys	✓	1350	130900	130900			
16		Browning Service Ind. of Ohio	✓	1351	8000	8000			
17		R. W. Obitts	✓	1352	3390	3390			
18		Geo. L. Spitzer Motors	✓	1353	3550	3550			
19		G. O. Hull & Co., Inc.	✓	1354	27500	27500			
20	10	Clyde Paint & Supply Co.	✓	1355	30750	30750			
21		Mr. Bob Haydash	✓	1356	11000	11000			
22	11	E. F. Kasperman Co.	✓	1357	146718	146718			
23	12	The Sherrin W. Co.	✓	1358	62075	53075		9000	
24		Oakland Chemical Company	✓	1359 1360	90090	90090			
25	13	Promethes	✓	1361 1362	20700	20700			
26	14	Fisher Price Toys	✓	1363	130900	130900			
27		Ohio Pressure Painting	✓	1364	6105	6105			
28	17	Don Color Card	✓	1365	13040	11440		1600	
29					1585753				
30						1575153		10600	





Accounts Receivable

July 1975

Sales Page 12

Boorum & Pease  
15-6 WHITE  
G15-6 GREEN  
B15-6 BUFF

	1	2	3	4	5	6
	Date	Company	Inv. #	Amount	Sale	Drum or Cleaning Misc
1	7/1	Paint Products, Inc.	✓ 1390	1700.00	1700.00	
2		Larson Consolidated	✓ 1391	577.50	577.50	
3		Chemtron Corp.	✓ 1392	440.00	440.00	
4		R.M.B. Automotive	✓ 1393	112.20	112.20	
5		Dexter Price Toys	✓ 1010 1394 1395	1309.00	1309.00	
6	2	Goate Industries	✓ 1396	780.00	780.00	
7	3	Tiberglass Mould Products	✓ 1397	66.00	66.00	
8		Mr. Bob Stydach	✓ 1398	55.00	55.00	
9		Kolon Plastics	✓ 1399	66.00	66.00	
10		Elyria Pressure Seal	✓ 1400	14.20	14.20	
11		Camertown Paint & Varnish	✓ 1401 1424	1365.00	1365.00	
12		Chemical Recovery Systems	✓ 1402	16.00	16.00	
13		Mr. Bob Schuman (masonry Co.)	✓ 1403	61.05	61.05	
14	7	Dexter Price Toys	✓ 1404	1309.00	1309.00	
15		Larson Consolidated	✓ 1405	404.25	404.25	
16	8	Mr. Bob Stydach	✓ 1406	55.00	55.00	
17		Black River Plastics	✓ 1407	164.80	164.80	
18		Wink-o-Matic	✓ 1408	58.25	58.25	
19		Majestic Molding Co.	✓ 1409	10.00	10.00	
20		Majestic Molding Co.	✓ 1410	2.00	2.00	
21	9	Lake Shore Industries	✓ 1411	320.00	320.00	
22		Chemical Recovery Systems	✓ 1412	148.00	148.00	
23		Mr. Bob Stydach	✓ 1413	55.00	55.00	
24	10	Alpide, Inc.	✓ 1414	2200.00	2200.00	
25		Charleston Pressure Seal	✓ 1415	61.05	61.05	
26		Swart Sign Co.	✓ 1416	52.50	52.50	
27	11	Pioneer Manufacturing Co.	✓ 1417	686.40	686.40	
28		Dexter Corporation	✓ 1418	247.50	247.50	
29		The Hoover Company	✓ 1419	1750.00	1750.00	
30				14247.70	14247.70	

# Accounts Receivable

August 1975

Sales - Page 13

Boorum & Pease  
15.6 WHITE  
G15.6 GREEN  
D15.6 BUFF

Date	Company	✓	Inv. #	Amount	Sales		Freight	Drum or Cleaning	Misc.
1975 Aug. 1	Uniroyal, Inc.	✓	1448	2469.15	2469.15				
2	Clyde Paint & Supply Co.	✓	1449	1438.50	1438.50				
3	4 Mr. Bob Gaydash	✓	1450	110.00	110.00				
4	5 Larson Consolidated	✓	1451	346.50	346.50				
5	Larson Consolidated	✓	1452	577.50	577.50				
6	Black River Plastics	✓	1453	188.80	188.80				
7	6 Alside, Inc.	✓	1454	2112.00	2112.00				
8	E. F. Hauserman	✓	1455	1075.74	1075.74				
9	Mr. Bob Gaydash	✓	1456	55.00	55.00				
10	Uni-City Pressure Seal	✓	1457	61.05	61.05				
11	7 Randall Division	✓	1458	422.50	422.50				
12	Miller Studio	✓	1459	n/c	n/c				
13	Imperial Furniture	✓	1460	6.60	6.60				
14	8 The Goodson Tire & Rubber Co.	✓	1461	1230.00	1230.00				
15	11 Suptex Corporation	✓	1462	247.50	247.50				
16	Standard Pipe Protection	✓	1463	321.00	321.00				
17	Suracote Corporation	✓	1464	614.25	519.75			94.50	
18	Mr. Bob Gaydash	✓	1465	55.00	55.00				
19	12 Western Electric Co.	✓	1466	2013.00	2013.00				
20	Merit Plastics	✓	1467	159.00	159.00				
21	Stang Motor Sales	✓	1468	10.00	10.00				
22	Don's Color Card	✓	1469	130.40	130.40				
23	14 Fisher Price Toys	✓	1470	1309.00	1309.00				
24	15 Stang Motor Sales	✓	1471	63.00	55.00			8.00	
25	18 E. F. Hauserman Co.	✓	1472	1043.52	1043.52				
26	19 Fisher Price Toys	✓	1473	913.00	913.00				
27	Uniroyal, Inc.	✓	1474	2551.50	2551.50				
28	Mr. Bob Gaydash	✓	1475	55.00	55.00				
29									
30				19637.91	19535.41			103.50	





# Accounts Receivable

September 1975

Sales - Page 14

Boorum & Pease 15-6 WHITE G15-6 GREEN B15-6 BUFF		1	2	3	4	5	6	
	Date	Company	Inv. #	Amount	Trade	Freight	Drum or Cleaning	Misc.
1	1975 Sept 2	Uniroyal, Inc.	✓ 1497	250920	250920			
2		Marlite Division	✓ 1498	N/C	N/C			
3		Mr. Bob Gaydash	✓ 1499	5500	5500			
4	3	Black River Plastics	✓ 1500	7040	7040			
5	4	Eagle Rubber Co	✓ 1501	80500	71500		9000	
6		Jaxon Consolidated	✓ 1502	57750	57750			
7		Jaxon Consolidated	✓ 1503	17325	17325			
8	5	Richard J. Martin, Inc.	✓ 1504	4950	4950			
9		Wink-o-matic	✓ 1505	5825	5825			
10	8	Bogate Industries	✓ 1506	78000	78000			
11		Chemical Recovery Systems	✓ 1507	16000	16000			
12		Ashland Chemical Co	✓ 1508	64680	64680			
13	9	B. O. Hull & Co., Inc.	✓ 1509	27500	27500			
14		Chemical Recovery Systems, Inc.	✓ 1510	N/C	N/C			
15		Notwood - Inc.	✓ 1511	Void	Void			
16		Webb Plumbing	✓ 1512	750	750			
17		Mr. Bob Gaydash	✓ 1513	11000	11000			
18	10	Uniroyal, Inc.	✓ 1514	250920	250920			
19		E. F. Sawarman Co	✓ 1515	136956	136956			
20		Clyde Paint & Supply Co	✓ 1516	67650	67650			
21		Charleston Pressure Seal	✓ 1517	6105	6105			
22	11	The Hoover Co	✓ 1518	176625	139425		37200	
23		Miller Studios	✓ 1519	64500	64500			
24		Ken's Woodcraft	✓ 1520	6975	6975			
25		Elyra Floor Covering	✓ 1521	1000	1000			
26	12	The B. O. Hull Co., Inc.	✓ 1522	27500	27500			
27	15	Alside, Inc.	✓ 1523	220000	220000			
28		Zimbacker Paint & Color Co.	✓ 1524	198000	198000			
29				1777971				
30					1737771		40200	



# Accounts Receivable

November 1975

Sales Page 17

Boorum & Pease  
15-B WHITE  
G15-B GREEN  
B15-B BUFF

	1	2	3	4	5	6
	Date	Company	Inv #	Amount	Sale	Misc.
1	1975 Nov 3	Larson Consolidated	✓ 1617	63250	63250	
2		Larson Consolidated	✓ 1618	37950	37950	
3		Dexter Corporation	✓ 1619	24750	24750	
4		Technical Products, Inc.	✓ 1620	182312	182312	
5		Ohio Polychemical Co. - Yakin	✓ 1621	109925	109925	
6	4	Down Color Card	✓ 1622	13040	11440	1600
7		Spartan Chemical Co.	✓ 1623	398400	398400	
8		Mr. Bob Haydash	✓ 1624	11000	11000	
9	5	Ashland Rubber Products	✓ 1625	6270	6270	
10		The Staller Corp.	✓ 1626	20300	17050	3250
11		Whirlpool Corp. - Jindlay	✓ 1627	157920	126720	31200
12	6	Clyde Paint & Supply Co	✓ 1628	100000	79200	20800
13		Elyria Floor Covering	✓ 1629	1000	1000	
14	7	Kegate Industries	✓ 1630	78000	78000	
15		Stang Motor Sales	✓ 1631	6300	5500	800
16		Studebaker Chemical Company	✓ 1632	17875	17875	
17	10	E. F. Hausman Co.	✓ 1633	146718	146718	
18		Ohio Polychemical Co.	✓ 1634	111650	111650	
19		Lorain County Aviation	✓ 1635	2000	2000	
20		City Barrel & Drum Co.	✓ 1636	8640	8640	
21	12	The Sherwin Williams Co	✓ 1637	83250	74250	9000
22		Chemical Recovery Systems	✓ 1638	16000	16000	
23		Studebaker Chemical Co.	✓ 1639	52800	52800	
24	13	Uniroval, Inc.	✓ 1640	263655	263655	
25		Mr. Bob Haydash	✓ 1641	16500	16500	
26	14	Alvide, Inc.	✓ 1642	220000	220000	
27	17	Ashland Rubber Products, Inc.	✓ 1643	65550	50600	14950
28		Jay Plastics	✓ 1644	16900	14300	2600
29			Di	2231955		
30			Di		2147755	84200



Accounts Receivable

December 1975

Sales Page 18

Boorum & Pease 15.6 WHITE G15.6 GREEN G15.6 BUFF		1	2	3	4	5	6
Date	Company	Invt #	Amount	Sales	freight	Drum. or Cleaning	Misc.
1975 Dec. 1	Republic Steel Corp - Invscon Div.	✓ 1670	101500	101500			
2	Don Cain	✓ 1671	110000	110000			
3	The Hoover Company	✓ 1672	218750	178750		40000	
4	Invscon Consolidated	✓ 1673	37950	37950			
5	Invscon Consolidated	✓ 1674	63250	63250			
6	5 Miller Studio, Inc.	✓ 1675	111800	100100		11700	
7	Uniroyal, Inc.	✓ 1676	259335	259335			
8	R.O. Hull & Co., Inc.	✓ 1677	27500	27500			
9	8 Alside, Inc.	✓ 1678	211200	211200			
10	Clyde Paint & Supply	✓ 1679	75000	59400		15600	
11	Buckeye Canvas	✓ 1680 1681	1000	1000			
12	9 R.O. Hull & Co., Inc.	✓ 1682	29500	29500			
13	Oakland Chemical Co.	✓ 1683	73920	73920			
14	Ohio Polychemical Co.	✓ 1684	93450	93450			
15	Electro General Plastics	✓ 1685	6480	6480			
16	10 Uniroyal, Inc.	✓ 1686	255150	255150			
17	E. F. Hauserman Co.	✓ 1687	130416	130416			
18	11 Geo. H. Spitzer Motors	✓ 1688	4567	3767		800	
19	Stang Motor Sales, Inc.	✓ 1689	6300	5500		800	
20	12 (Hutin) Maxotic	✓ 1690	112500	112500			
21	Studebaker Chemical	✓ 1691	44880	44880			
22	Exsic Packaging Systems	✓ 1692	112420	112420			
23	Mr. Bob Gaydash	✓ 1693	22880	22880			
24	15 Chemical Recovery Systems	✓ 1694	234000	234000			
25	16 Oakland Chemical Co.	✓ 1695	180000	180000			
26	17 Exsic Packaging Systems	✓ 1696	55930	40880		(4950)	
27	Cuyahoga Chemical Co.	✓ 1697	12000	8800		3200	
28	Pioneer Mfg Co.	✓ 1698	142106	142106			
29			2713784				
30	Dr.			2646634		67150	



Accounts Receivable

January 1976

Sales - Page 19

Boorum & Pease 15.6 WHITE G15.6 GREEN B15.6 BUFF		Date	Company	Inv. #	Amount	Sale	Drught	Drum or Cleaning	Misc.
1	1976	Jan 5	Elyria Laundry Division	✓ 1716	63250	63250			
2		6	Reinforced Plastic Services	✓ 1717	17985	17985			
3			Chyle Paint & Supply Co	✓ 1718	44550	44550			
4		8	Oil Process Equipment Corp.	✓ void 1719 1720	69300	69300			
5			The Sherwin W <sup>ms</sup> Co	✓ 1721	64275	55275		9000	
6		9	Hanson Consolidated	✓ 1722	42900	42900			
7			Mr. Bob Haydash	✓ 1723	5500	5500			
8		12	Unroygl, Inc.	✓ 1724	242415	242415			
9			All American Company	✓ 1725	10450	10450			
10		13	Borden Chemical Division	✓ 1726	204750	204750			
11		14	E. F. Hauserman Co.	✓ 1727	117384	117384			
12			Chemical Recovery Systems	✓ void 1728 1729	234000	234000			
13		15	Alside, Inc.	✓ void 1730 1731	220000	220000			
14			Stang Motor Sales	✓ void 1732 1733	6575	6575			
15		16	Jameson Paint & Varnish	✓ 1734	200000	200000			
16			Oakland Chemical Company	✓ 1735	101400	101400			
17		19	Mordson Corp.	✓ 1736	36000	30800		5200	
18			Lexco Corp.	✓ 1737	24750	24750			
19			Yerkin - Majestic	✓ 1738	98125	98125			
20			Mr. Bob Haydash	✓ 1739	11550	11550			
21			Black River Plastics	✓ 1740	8820	8820			
22		21	Randall Company	✓ 1741	45000	38500		6500	
23			Jischer Chemical Company	✓ 1742	5600	4950		650	
24		23	Alside, Inc.	✓ 1743	220000	220000			
25			Basic Packaging Systems	✓ 1744	128025	128025			
26			Prometheus Corp.	✓ 1745	21505	21505			
27		26	Jameson Finishes Div.	✓ 1746	86100	86100			
28			Gay Plastics	✓ 1747	13500	11550		1950	
29					2343709				
30				Dr		2320409		23300	





Accounts Receivable

February 1976

Sales - Page 20

Boorum & Pease 15-6 WHITE G15-6 GREEN B15-6 BUFF		Date	Company	Inv. #	Amount	Sale	Freight	Drum or Cleaning	Misc.
1	1976	Feb. 2	Technical Products	✓ 1757	140920	140920			
2		3	Alside, Inc.	✓ 1758	230000	230000			
3		4	Basic Packaging Systems	✓ 1760	164250	164250			
4			Pioneer Mfg. Co.	✓ 1761	87450	87450			
5		5	Globe Chemical Co.	✓ 1762	67050	67050			
6			Lake Shore Industries	✓ 1763	39100	35100		4000	
7			Accurate Electronics	✓ 1764	11880	11880			
8			Carmae Chemical Co.	✓ 1765	22050	18150		3900	
9		6	Studebaker Chemical Co.	✓ 1766	35750	35750			
10			Dextro Corporation	✓ 1767	24750	24750			
11		9	Uniroyal, Inc.	✓ 1769	250875	250875			
12			Oakland Chemical Co.	✓ 1770	71610	71610			
13		10	Dorn Color Card	✓ 1771	12980	12980			
14			Standard Pipe Protection	✓ 1772	34525	30525		4000	
15			Larson Consolidated	✓ 1773	42900	42900			Disposal
16		11	Mameco International	✓ 1774	52100	44100			8000
17			Stang Motor Sales, Inc.	✓ 1775	6575	5775		800	
18			Troche Chemical Co.	✓ 1776	5600	4950		650	
19			Eagle Rubber Company	✓ 1777	77400	69300		8100	
20		13	Pioneer Manufacturing Co.	✓ 1779	168713	168713			
21		16	Electro General Plastics	✓ 1781	6480	6480			
22		17	E. F. Hauserman Co.	✓ 1782	101082	101082			
23		18	Alside, Inc.	✓ 1783	230000	230000			
24		19	Chemical Recovery Systems	✓ 1784	234000	234000			
25			Clyde Paint & Supply Co.	✓ 1785	44550	44550			
26			Mr. Bob English	✓ 1786	23100	23100			
27		20	Uniroyal, Inc.	✓ 1787	250920	250920			
28			Prometheus Corp.	✓ 1788	39600	39600			
29					2476210				
30						2446760		31450	8000



Accounts Receivable

March 1976

Sales - Page 21

Boorum & Pease 15-G WHITE G15-G GREEN B15-G BUFF		Date	Company	Inv #	Amount	Sale	Freight	Drum 100 Cleaning	Misc
1	1976 Mar	1	The Sherwin, Williams Co.	✓ 1799	61875	61875			
2			New Life Wood Stripping	✓ 1800	15750	15750			
3			City Barrel & Bun Co.	✓ 1801	10670	10670			
4		2	Sexter Corporation	✓ 1802	24750	24750			
5		3	Ing Chemical Co.	✓ 1803	280500	280500			
6		4	Spartan Chemical Co.	✓ 1804	398400	398400			
7			R.O. Hull & Co.	✓ 1805	27500	27500			
8		5	Miller Studio, Inc	✓ 1806	57200	57200			
9			Mr. Bob Haydash	void 1807					
10		8	Larson Consolidated	✓ 1808	23100	23100			
11			Larson Consolidated	✓ 1809	62920	62920			
12			Larson Consolidated	✓ 1810	71500	71500			
13		9	Hypol Division	✓ 1811	11770	11770			
14			Hypol Division	✓ 1812	132750	117150		15600	
15			Ashtland Chemical Co.	✓ 1813	101300	101300			
16		10	E. F. Hauserman, Co.	✓ 1814	130416	130416			
17			Alside, Inc.	✓ 1815	220800	220800			
18		11	Dora Color Card	✓ 1816	12980	12980			
19			<del>Albio Bladman Credit Corp</del>	✓ 1817	9500	9500			
20		15	Uniroyal, Inc	void 1818					
21			Uniroyal, Inc	void 1819					
22			Fisher Chemical Co.	✓ 1820	5600	4950		650	
23			Mr. Bob Haydash	✓ 1821	11880	11880			
24			Carnac Chemical Co.	✓ 1822	41800	41800			
25		16	Crysler Plastic Products	✓ 1823	60500	60500			
26			Chemical Recovery System	✓ 1824	218250	218250			
27		18	Pronethene Corp (Uniroyal, Inc)	void 1825					
28			Pronethene Corp	void 1826					
29			Opentone Paint & Varnish Co.	✓ 1827	200250	200250			
30			Stang Motor Sales, Inc.	✓ 1828	5775	5775			
31		18	General Electric	✓ 1829	15236	11336		1800	2106
32		19	Alside, Inc.	✓ 1830	230000	230000			
33			Yorain Products Corp	✓ 1831	4850	4400		450	



# Accounts Receivable

April 1976

Sales - Page 22

Boorum & Pease 15.6 WHITE G15.6 GREEN B15.6 BUFF		1	2	3	4	5	6	
	Date	Company	Inv. #	Amount	Sale	Fright 4MBC	Drum or Cleaning	Sludge 7MBC
1	1 <sup>1976</sup> Apr.	Mr. Bob Gaydash	✓ 1848	23100	23100			
2		The Wooster Brush Co	✓ 1849	46200	46200			
3	2	Mr. Bob Gaydash	✓ 1850	5775	5775			
4		Carmac Chemical	✓ 1851	5775	5775			
5	5	E. T. Guormas Co	✓ 1852	163020	163020			
6		Keno Woodcraft	✓ 1853	6975	6325		650	
7	6	Uniroyal, Inc.	✓ 1854 1855	246645	246645			
8	7	Basic Pkg. Systems	✓ 1856	76650	76650			
9		Reinforced Plastics	✓ 1857	17985	17985			
10	8	Superior Industries	✓ 1858	77400	77400			
11	9	Alside, Inc.	✓ 1859	230000	230000			
12		Clyde Paint & Supply	✓ 1860	n/c	n/c			
13	12	Basic Packaging Systems	✓ 1861	32850	32850			
14		Dexter Corp.	✓ 1862	24750	24750			
15		Electro General Plastics	✓ 1863	6480	6480			
16		Wink-o-Matic	✓ 1864	5225	5225			
17		L. B. Foster Company	✓ 1865	6425	5775		650	
18		VOID	✓ 1866 VOID 1867					
19	13	Chemical Recovery Systems	✓ 1868	234000	234000			
20		Mr. Bob Gaydash	✓ 1869	5775	5775			
21	14	R.O. Hull & Co., Inc.	✓ 1870	27500	27500			
22	15	Larson Consolidated	✓ 1871	28600	28600			
23		Larson Consolidated	✓ 1872	71500	71500			
24		Clyde Paint & Supply Co.	✓ 1873	94050	94050			
25	16	Uniroyal, Inc.	✓ 1874	150000	150000			
26	19	Ball Chemical Co.	✓ 1875	160000	160000			
27	20	Buckley Pressure Seal	✓ 4701	12210	12210			
28		Basic Packaging Systems	✓ 4702	42350	42350			
29				1801240				
30					1799940		1300	

# Accounts Receivable

April 1976

Sales Page 22

Date	Company		Inv. #	Amount	Sub	Drigh	Over or Change	Sludge Hood	Disposal
Apr. 20	Mr. Bob Gaydash	✓	4703	11550	11550				1
21	Miller Studio	✓	4704	52800	52800				2
	E. T. Hauserman Co.	✓	4705	130416	130416				3
	Black River Plastics	✓	4706	8820	8820				4
23	Basic Packaging Systems	✓	4707	109500	109500				5
	Ackland Chemical Co.	✓	4708	103950	103950				6
26	X. B. Foster Co.	✓	4709	32125	32125				7
	Neil Process Equip. Corp.	✓	4710	46200	46200				8
	Don Cain / C.C. Supply	✓	4711	180840	180840				9
	Don Color Card	✓	4712	12980	12980				10
27	Stang Motor Sales Inc.	✓	4713	6575	6575				11
28	Cametown Finishes Div.	✓	4714	110000	110000				12
29	The Sherwin-Williams Co.	✓	4715	45375	45375				13
	Mr. Bob Gaydash	✓	4716	23100	23100				14
30	Don Cain / C.C. Supply	✓	4717	43500	43500				15
	Basic Packaging Systems	✓	4718	117530	117530				16
	Fischer Chemical Co.	✓	4719	11200	9900		1300		17
	Jovain Products Corp.	✓	4720	25107	20625		2250	2232	18
		C1		2872808					19
		471			2865726		4850	2232	20
									21
									22
									23
									24
									25
									26
									27
									28
									29
									30

Account Receivable

July 1976

Also Page 25

Date	Company	Inv#	Amount	Notes	Balance	Change	Balance
July 2	Univap	4823	3230.19		270.00		530.19
	Hyde Paint & Supply Co.	4824	346.50		346.50		1982
	Carmae Chemical Co.	4825	534.05		514.25		
	Carmae Chemical Co.	4826	765.60		765.60		
	Carmae Chemical Co.	4827	458.70		458.70		
	Carmae Consolidated	4828	458.70		458.70		
	Carmae Consolidated	4829	1276.0		1276.0		
	Carmae Consolidated	4830	247.50		247.50		
	Black River Plastics	4831	88.20		88.20		
	Wetkin Mastics	4832	659.58		659.58		100.08
	Hyde Paint & Supply Co.	4833	420.75		420.75		
	Mr. Bob Stangor	4834	231.00		231.00		
	G.O. Kull & Co.	4835	535.00		535.00		
	Miller Studio	4836	1265.30		1265.30		3330
	Rolland Chemical Co.	4837	1237.50		1237.50		5940
	Shawin Wine Co.	4839	624.60		519.75	9000	1485
	Carmae Packaging Systems	4840	1750.00		1750.00		
	Roberson Lube Sales	4841	750.00		750.00		
	Roberson Chemical Co.	4842	3077.00		3077.00		
	Hyde Paint & Supply Co.	4843	198.00		198.00		
	E. F. Wauerman Co.	4844	1532.28		1499.88		3240
	Void	4845					
	Void	4846					
	Electric General Plastics	4847	648.00		648.00		
	Carmae Consolidated	4848	1298.00		1298.00		
	Carmae Consolidated	4849	1100.00		1100.00		
	Carmae Consolidated	4850	3680.00		3480.00	20000	
	Mr. Bob Stangor	4851	115.50		115.50		
	Wet-o-Matic Signs	4852	50.10		50.10		
			23005.25				
			21925.23				
			300.00				
			9000				
			19002				





# Accounts Receivable

December 1976

Sales Page 30

Boorum & Pease  
15-6 WHITE  
G15-6 GREEN

	1	2	3	4	5	6		
	Date	Company	Inv. #	Amount	Sales	Misc	Drum Charge	Sludge Disposal
1	1976 Dec. 1	Larson Consolidated	✓ 4431	66000	66000			
2		Larson Consolidated	✓ 4432	12760	12760			
3		Larson Consolidated	✓ 4433	30525	30525			
4		Basic Packaging Systems	✓ 4434	175200	175200			
5		Stang Motor Sales	✓ 4435	5775	5775			
6		Borden Chemical Division	✓ 4436	191475	116325		21150	54000
7		Ohio Formulators	✓ 4437	39710	39710			
8	3	Pioneer Manufacturing Co.	✓ 4438	91163	91163			
9	6	E. F. Hauserman Co.	✓ 4440	94947	92400			2547
10		Klonda Masonry Seal	✓ 4441	7150	7150			
11	7	Lorain Products Corp.	✓ 4442	25071	20625		2750	2196
12		R. M. B. Automotive	✓ 4443	13890	13090		800	
13	8	Fischer Chemical Division	✓ 4444	11200	9900		1300	
14		Abel Portable Tanks	✓ 4445	19800	19800			
15		Mr Bob Maydash	✓ 4446	11550	11550			
16	9	Lake Shore Industries	✓ 4447	52350	46800		2400	3150
17	10	Alside Inc.	✓ 4448	233167	225400			7767
18		Yakin Majestic Paint Corp.	✓ 4449	133140	100000	20000		13140
19		Dorn Color Card	✓ 5326	12980	12980			
20	13	Mr. Bob Maydash	✓ 5327	23100	23100			
21		George H. Spitzew Motors	✓ 5328	9955	9955			
22	15	E. F. Hauserman	✓ 5329	142650	140400			2250
23		Nal/Wood Chemical Corp.	✓ 5330	10000	10000			
24		Chemical Recovery Systems	✓ 5331	7000	7000			
25	16	Amac Chemical Co.	✓ 5332	32212	30250			1962
26	17	Wilford Chemical Co.	✓ 5333	92730	87780			4950
27		R.O. Hull	✓ 5334	26000	26000			
28		The Dexter Corp.	✓ 5335	148500	148500			
29				1720000				
30					1580138	20000	27700	91962







# Accounts Receivable

October 1977

Sales - Page 40

Boorum & Pease 15-B WHITE G15-B GREEN		Date	Company	Inv. #	Amount	Sales	Misc.	Drum Charge	Sludge Reposal
1	1977	Oct. 3	The Dexter Corporation	✓ 6088	24750	24750			
2			Lorain Products Corp.	✓ 6089	8280	8280			
3			Ohio Formulators	✓ 1010 6090	41600	41600			
4		4	Nol/Wood Chemical Corp.	✓ 6092	20000		Drum 20000		
5			C & C Supply Co.	✓ 6093	255750	255750			
6			Lake Shore Industries	✓ 6094	165500	157500		8000	
7			Ohio Formulators, Inc.	✓ 6095	30250	30250			
8			Ashland Chemical Co.	✓ 6096	86940	83160			3780
9			Day Glo Color	✓ 6097	56700	56700			
10		5	Hysol Division - Dexter	✓ 6098	127650	84700		29150	13800
11			Chemical Recovery Systems	✓ 6099	203000	203000			
12			R.O. Hull & Co., Inc.	✓ 6100	99840	99840			
13		7	E. J. Hauserman Co.	✓ 6101	n/c	n/c			
14		11	E. J. Hauserman Co.	✓ 6102	89196	78540			10656
15			The Sherwin-Williams Co.	✓ 6103	75100	53875		19875	1350
16		12	Mr. Bob Gaydash	✓ 6104	11550	11550			
17		13	Essex Chemical - Gannett	✓ 6105	268740	230760			37980
18		14	Mr. Bob Gaydash	✓ 6106	23100	23100			
19		17	D. G. Campbell	✓ 6107	84000	84000			
20			Studebaker Chemical Co.	✓ 6108	15923	15923			
21			Stang Motor Sales	✓ 6109	7125	5775		1350	
22		18	Alcide, Inc.	✓ 6110	153500	140000			13500
23			American Chemical Products	✓ 6111	51280	51280			
24		19	Yorkin Majestic Paint Co.	✓ 6112	162750	136000	Drum 20000		6750
25			Elyria Concrete Step Co.	✓ 6113	7600	6600		1000	
26		20	Carmac Chemical Co.	✓ 6114	n/c	n/c			
27			Ohio Formulators, Inc.	✓ 6115	70860	70860			
28			Carmac Chemical Co.	✓ 6116	6355	5555		800	
29					2147339				
30						1050200	40000	11175	22010



Accounts Receivable

January 1978

Sales Page 43

Boorum & Pease 15-B WHITE 015-B GREEN		Date	Company	Inv. #	Amount	Sales	Misc.	Drum Charge	Sledge Disposal
1	1978	Jan 3	Clark Bros Metal Fab.	✓ 6248	41250	41250			
2			E. F. Hawerman Co.	✓ 6249	158670	150930			7740
3			Electro General Plastics	✓ 6250	6840	6840			
4			Ohio Formulators	✓ 6251	17160	17160			
5		4	Midwest Aviation	✓ 6252	17120	17120			
6		5	Nokland Chemical Co.	✓ 6253	104730	99330			5400
7		6	Mr. Bob Daydash	✓ 1010 6254 6255	23100	23100			
8		9	Opuntown Finishes Div.	✓ 6256	197244	192555			4689
9			Airborne Mfg.	✓ 6257	16335	16335			
10			Lorain Products Corp.	✓ 6258	29455	20625		6625	2205
11			Victor Comptometer Corp.	✓ 6259	92790	91800			990
12		10	Lake Shore Industries	✓ 6260	172000	162000		10000	
13		12	Opuntown Paint & Varnish	✓ 6261	276500	245000			31500
14			Swart Sign	✓ 6262	2000	2000			
15		13	Fisher Price Toys	✓ 6263	117700	117700			
16			E. F. Hawerman Co.	✓ 6264	147849	144636			3213
17			Elyria Foundry Division	✓ 6265	215875	215875			
18			Williamson Company	✓ 6266	1500	1500			
19			Ohio Formulators, Inc.	✓ 6267	35568	35568			
20		16	Chemical Recovery Systems, Inc.	✓ 6268	210000	210000			
21			Jay Plastics	✓ 6269	21050	17050		4000	
22			Kerr's Woodcraft	✓ 6270	7958	6958		1000	
23		17	Ohio Formulators	✓ 6271	29640	29640			
24		18	C & C Supply Co.	✓ 1013 6272 6273	54568	38720	FREIGHT 158.48		
25		19	Spartan Chemical Company	✓ 6274	237750	237750			
26			Essex International, Inc.	✓ 6275	95680	95680			
27			Miller Studio, Inc.	✓ 6276	67860	64800			3060
28			Mr. Bob Daydash	✓ 6277	23100	23100			
29			Ohio Formulators, Inc.	✓ 6278	29640	29640			
30					2450932	2354162	151745	21625	58797





Accounts Receivable July 1978 Sales - Page 49

Boorum & Pease 15-B WHITE G15-B GREEN		Date	Company		Inv. #	Amount	Sales	Misc.	Drum Charge	Sludge Disposal	
1	July 5		Sherwin Williams Co.	X	13078	760.30	541.75		192.75	19.80	1
2			Products Research Division	X	13079	77.00	77.00				2
3			Reinforced Plastic Services	X	13080	119.90	119.90				3
4			Lake Shore Industries	✓	13081	2513.00	3373.00		140.00		4
5			Chemical Recovery Systems	X	13082	20.00		200.00			5
6	6		General Electric Co.	X	13083	499.00			169.00	330.00	6
7			Mr. Bob Gaydash	X	13084	254.10	254.10				7
8	7		General Electric Co.	X	13085	312.00			312.00		8
9			The Dexter Corp.	X	13086	242.50	242.50				9
10			Cleveland Cleaners Paste	X	13087	77.00	77.00				10
11			R.O. Hull & Co. Inc.	✓	13088	812.00	812.00				11
12	10		C & C Supply Co.	X	13089	4500.00	4500.00				12
13			C & C Supply Co.	X	13090	1760.10	1732.50			27.60	13
14	10		R.O. Hull & Co. Inc.	✓	13091	440.00	440.00				14
15	11		Akron Paint & Varnish	X	13092	1318.00	858.00		360.00		15
16			Superior Industries	X	13093	687.70	577.50		91.00	19.20	16
17			C & C Supply Co.	X	13094	528.00	528.00			24.00	17
18			Allis Chalmers	X	13095	73.52	63.52		10.00		18
19			Standard Pipe Protection	X	13096	345.25	305.25		40.00		19
20	12		Eagle Rubber Co., Inc.	X	13097	1061.40	770.00		265.00	26.40	20
21	13		C & C Supply Co.	X	08851	1316.70	980.10		297.00	39.60	21
22			C & C Supply Co.	X	08852	1026.30	762.30		231.00	33.00	22
23			Ohio Formulators	X	08853	414.96	414.96				23
24			Mobil Chemical Co.	✓	13099	2436.00	2436.00				24
25			Exekotone Containers Corp.	X	13100	2431.00	2431.00				25
26	14		Jamestown Paint & Varnish	✓	08854	1264.95	1068.75			196.20	26
27	17		Lake Shore Industries	✓	08855	3590.00	3390.00		200.00		27
28			Unuroyal, Inc.	X	08856	4425.76	3899.92			525.84	28
29				C.		33415.44					29
30				Dr			29660.05	200.00	2313.75	1241.64	30



Accounts Receivable

July 1979

Sales Page 61

Boorum & Pease  
15-6 WHITE  
G15-6 GREEN

Date	Company	Inv #	Amount	Sales		Misc.	Debit Charge	Sludge Disposal
1 July 2	Allegheny Solvents + Chemicals	✓ 10172	1,089.00	1,089.00				
2	Allegheny Label Co.	✓ 10173	500.00			Freight 300.00		200.00
3	Mordson Corporation	10174	1,260.25	742.50			1,987.5	319.00
4	Luxair, Inc.	10175	416.75	213.75				203.00
5	Ohio Formulators, Inc.	10176	319.01	319.01				
6	3 Ohio Polychemical Co.	10177	1,312.00	912.00				400.00
7	Conap, Inc.	✓ 10178	3,780.00	3,780.00				
8	10 C+C Supply Co.	10179	4,176.75	4,176.75				
9	10 American Display	10180	144.00	144.00				
10	R.M.B. Automotive	10181	65.45	65.45				
11	11 Dexter Corp.	10182	319.00	319.00				
12	Erie Universal Corp.	10183	1,078.00	891.00				187.00
13	Sprayon Products	10184	4,200.00	4,200.00				
14	13 Smith Chemical Co.	10185	752.55	752.55				
15	Masonry Seal Corp.	10186	71.50	71.50				
16	16 Clay Turpentine	✓ 10187 <sup>paid</sup> 10188	606.00	606.00				
17	Ashland Chemical Co. - Cleve.	10189	1,336.50	1,182.50				154.00
18	Products Research Div.	10190	69.00	69.00				
19	17 PPG Industries	10191	3,048.00	2,808.00				240.00
20	18 Mr. Bob Gaydash	10192	254.10	254.10				
21	21 Void	- 10193						
22	Connor Corporation	10194	360.00	330.00			30.00	
23	19 C+C Supply Co.	10195	3,744.75	3,744.75				
24	Chrysler Plastic Products	10196	4,998.00	4,998.00				
25	20 De Santis Coatings	10197	2,340.00	2,340.00				
26	Akron Paint + Varnish Co.	10198	2,664.65	2,664.65				
27	23 PPG Industries	10199	3,000.00	2,700.00				300.00
28	Uniroyal, Inc.	10200	5,816.65	4,669.65				1,147.00
29			5,994.89					
30				56,270.14		200.00	1,487.5	31,510.00



Boorum & Peose  
15-B WHITE  
G15-B GREEN

Date	Company	Inv. #	Amount	Sales		Misc.	Drum Charge	Sludge Disposal
1	Bailey Meter Co.	✓ 10216	3450 00	3450 00				3450 00
2	Lake Shore Industries	✓ 10217	3740 00	3540 00			200 00	
3	Ohio Polychemical Co.	✓ 10218	1956 00	1296 00				660 00
4	Smith Chemical	✓ 10219	3315 00	3315 00				
5	Mr. Bob Gaydash	10220	Nil					
6	Elyria Floor Covering	✓ 10221	15 00	15 00				
7	C & C Supply Co.	✓ 10222	2322 00	2322 00				
8	Ohio Polychemical Co.	✓ 10223	2376 00	2016 00				360 00
9	R.M.B. Automotive	✓ 10224	196 35	196 35				
10	Uniroyal, Inc.	✓ 10225	4089 03	3291 03				798 00
11	Ashland Chemical Co. - <del>Freedom</del>	✓ 09601	265 00			100 00	165 00	
12	Dexter Corporation	✓ 09602	319 00	319 00				
13	Electro-General Plastics Corp.	✓ 09603	72 00	72 00				
14	Bud Industries	✓ 09604	5775	4675			11 00	
15	D.A. Campbell & Co.	✓ 09605	198 00	165 00			33 00	
16	Ashland Chemical Co. - <del>Freedom</del>	✓ 09606	1023 00	880 00				143 00
17	P.P.G. Industries, Inc.	✓ 09607	300 00			100 00		200 00
18	Sprayon Products	✓ 09608	3640 00	3640 00				
19	Akron Paint & Varnish	✓ 09609	1909 00	1909 00				
20	Chemical Recovery Systems, Inc.	✓ 09611	3355 00	3355 00				
21	C & C Supply Co.	✓ 09612	5280 00	4400 00			880 00	
22	A-1 Welding & Fabricating, Inc.	✓ 09613	286 00	286 00				
23	Ashland Chemical Co. - <del>Freedom</del>	✓ 09614	3276 00	2976 00			300 00	
24	Eric Coatings	✓ 09615	1200 00	1200 00				
25	Wink-D-Matic Signal Co.	✓ 09616 09617	6875	6875				
26	Shewin-Williams Co.	✓ 09618	894 00	64925			19875	4600
27	Jamestown Paint & Varnish	✓ 09619	2380 00	1700 00				600 00
28	Horain Products Corp.	✓ 09620	20625	20625				
29			4616913					
30				3786438	200 00	178775	625700	



Accounts Receivable

September 1979

Sales Page 63

Boorum & Pease 15-B WHITE G15-B GREEN		Date	Company	Inv. #	Amount	Sales	Misc.	Drum Charge	Sledge Disposal
1	1979	4	Whirlpool Corp. - Sindary	09649	287300	255200			32000
2			Smith Chemical Co.	09650	378000	378000			
3			Smith Chemical Co.	09651	430000	430000			
4			Aspland Chemical Co.	09652	166650	145750			20900
5			Conant Corporation	09653	24000	22000		2000	
6		6	Lake Shoe Industries	09654	363750	354000		9750	
7		7	Conant Seather - Replacement	09655	n/c	n/c			
8			Unroyal, Inc.	09656	459000	313600			145400
9			Stang's Motor Sales, Inc.	09657	7703	6353		1350	
10			Wick-o-Matic Signal Co.	09658	9000	7700		1300	
11		10	Chrysler Plastics	09659	588000	588000			
12			Dexter Corporation	09660	31900	31900			
13			Nordson Corporation	09661	172250	121000		26500	24750
14			Sterwin Williams - Replacement	09662	n/c	n/c			
15		12	Smith Chemical	09663	420000	420000			
16		13	Camstron Paint + Varnish	09664	460500	460500			
17			General Motors - Lordston	09665	318000	284000			34000
18		14	Cuyahoga Chemical Co.	09666	306000	306000			
19			American Displays	09667	23860	23860			
20		15	Aspland Chemical Co. (Cincinnati)	09668	46760	20835			25925
21		17	Elyria Surpenter	09669	516200	516200			
22		18	Sprayer Products	09670	315000	315000			
23		19	H. H. Robertson Co.	09671	98375	94825			3500
24			Elyria Floor Coatings	09672	1500	1500			
25		20	C.C. Supply Co. - Hubert	09673	248600	203500			45100
26			C.C. Supply Co. - Kerner	09674	164200	154000			10200
27			C.C. Supply Co. - Masonite	09675	136400	115500			20900
28		21	Chemical Recovery Systems	09676 09677	390000	390000			
29					5836648				
30						5433073		40900	362675





Accounts Receivable      October 1979      Sales 64

Boorum & Pease  
15.6 WHITE  
G15.6 GREEN

Date	Company	Inv. #	Amount	Sales		Misc.	Debit	
				Charge	Disposal			
1979 Oct. 1	Sprayon Products	09693	322000	322000				
2	C & C Supply Co.	09694	390000	390000				
3	Smith Chemical Company	09695	450000	450000				
4	Smith Chemical Company	09696	338000	338000				
5	Technical Coatings Co.	09697	257000	217000				40000
6	Smith Chemical Company	09698	450000	450000				
7	Gamestown Squishes Div.	09699	400400	400400				
8	Cambridge Coatings, Inc.	09700	100000	84000				16000
9	Ashland Chemical W110th St.	09701	181600	169600				12000
10	Lake Shore Industries	09702	381500	366000			15500	
11	Duxter Corporation	09703	31900	31900				
12	Electro-General Plastics	09704	7300	7300				
13	Ohio Soap Products	09705	44250	41250			3000	
14	D. A. Campbell & Co., Inc.	09706	24750	24750				
15	Smith Chemical Co.	09707	247500	247500				
16	Ken's Woodcraft	09708	14850	14850				
17	Elyria Concrete Step Div.	09709	6600	6600				
18	Standard Pipeprotection	09710	38550	33550			5000	
19	Mr. Bob Gaydash	09711	25410	25410				
20	Luvin H. Smith	09712	570000	570000				
21	Products Research	09713	7450	7450				
22	Smith Chemical Co.	09714	297000	297000				
23	Smith Chemical Co.	09715	390000	390000				
24	Chrysler Plastic Products	09716	490000	490000				
25	PPG Industries - Cleve.	09717	246000	216000				30000
26	Wink-o-Matic Signal	09718	8175	6875			1300	1300
27	Sam Morris	09719	240000	240000				
28	D. A. Campbell & Co., Inc.	09720	49500	49500				
29			6009635					
30				5821835			24800	98000

Date	Company	Inv #	Amount	Sales		Misc.		Drum Sludge		
								Change	Disposal	
1979 1 Oct. 16	Jamestown Paint + Varnish	09725	3500.00	3500.00						1
2	Bud Industries	10226	1141.50	1039.50					103.00	2
3	Airborne Mfg.	10227	1699.5	1699.5						3
4	Ohio Formulators, Inc.	10228	4056.0	4056.0						4
5	American Displays	10229	2386.0	2386.0						5
6	Lysol Division	10231	2154.00	1215.50				344.50	594.00	6
7	Serial Brothers, Inc.	10232	2708.75	1916.75				451.00	341.00	7
8	Connor Corp.	10233	1090.0	990.0				100.0		8
9	Elroy Turpentine	10234	6340.00	6060.00		280.00				9
10	Stamps Motor Sales	10235	770.3	635.3				135.0		10
11	Ohio Formulators, Inc.	10236	142.50	142.50						11
12	Dexter Corp.	10237	3190.0	3190.0						12
13	Cuyahoga Chemical Co.	10238	1530.0	1265.0				265.0		13
14	Astak Corp.	10239	4620.0	4620.0						14
15	Beaver Paint Co.	10240	992.50	742.50					250.00	15
16	Limbacher Paint + Color	10241	2439.25	1559.25				693.00	187.00	16
17	D. A. Campbell + Co.	10242	3300.0	3300.0						17
18	Ohio Formulators	10243	4056.0	4056.0						18
19	Chemical Brewery Systems	10244	2175.00	2175.00						19
20	Mr. Bob Maydash	10245	2541.0	2541.0						20
21	Sprayon Products, Inc.	10247	2310.00	2310.00						21
22	Smith Chemical Co.	10248	4500.00	4500.00						22
23	Smith Chemical Co.	10249	3380.00	3380.00						23
24	Sprain Products Corp.	10250	2987.5	2337.5				650.0		24
25	Airborne Mfg.	10251	1699.5	1699.5						25
26	Ohio Formulators, Inc.	10252	3718.0	3718.0						26
27	Sprayon Products, Inc.	10253	3500.00	3500.00						27
28	Nordson Corp.	10254	1444.50	907.50				1987.5	338.25	28
29	Aspland Chemical - Cleve.	10255	1270.50	1127.50					143.00	29
30	C/C Supply Co. (Masonite)	10258	2370.00						2370.00	30
			10412472	4629373	322111	212525				

Accounts Receivable

November 1979

Sales Page 65

Boorum & Pease  
15-B WHITE  
G15-B GREEN

Date	Company	Inv. #	Amount	Sales		Drum Change	Sludge Disposal
					Misc.		
1979 Nov. 1	Akron Paint & Varnish	✓ 10256	186750	186750			
2	Akron Paint & Varnish	✓ 10257	242600	182600		60000	
3	2 Lake Shore Industries	✓ void 10259	326100	311100		15000	
4	5 Sherwin, W <sup>th</sup> Co.	✓ 10261	89500	62725		19875	6900
5	D. A. Campbell & Co., Inc.	✓ 10262	82500	82500			
6	6	✓ 10263	141075	97150			43925
7	Smith Chemical Co.	✓ 10264	420000	420000			
8	7 Dowell Div. - Youngstown	✓ 10265	23053	23053			
9	8 D. A. Campbell & Co., Inc.	✓ 10266	240000	240000			
10	Smith Chemical Co.	✓ 10267	390000	390000			
11	Mr. Bob Gaydash	✓ 10268	25410	25410			
12	Chem. Materials Co., Inc.	✓ 10269	28840	23540		5300	
13	9 Chemical Recovery Systems	✓ 10270	240000	240000			
14	Park, Inc.	✓ 10271	438300	299200		90100	49000
15	Wink-o-Matic Signal Co.	✓ 10272	9000	7700		1300	
16	10 Smith Chemical Co.	✓ 10273	430800	430800			
17	12 Ohio Formulators, Inc.	✓ 10274	33800	33800			
18	13 Smith Chemical Co.	✓ 10275	377000	377000			
19	Smith Chemical Co.	✓ 10276	123200	123200			
20	16 Dexter Corporation	✓ 10277	31900	31900			
21	Smith Chemical Co.	✓ 10278	540000	540000			
22	D. A. Campbell & Co.	✓ 10279	82500	82500			
23	19 Jamestown Paint & Varnish	✓ 10280	397600	297600			100000
24	20 Cuyahoga Chemical	✓ void 10281	225000	225000			
25	21 Chrysler Plastic Products	✓ 10284	490000	490000			
26	19 Airbax Mfg.	✓ 10285	33990	33990			
27	26 PPS Industries - Clevelville	✓ 10286	349200	331200			18000
28	27 Smith Chemical	✓ 10287	351000	351000			
29		CR	6349118				
30		BR		5939718		191575	217825



Accounts Receivable

December 1979

Sales Page 66

Boorum & Pease  
15-B WHITE  
G15-B GREEN

	Date	Company	Inv#	Amount	Sales	Misc.	Drum Charge	Mudge Disposal	
1	1979 Dec. 4	Sprayon Products	10295	1960.00	1960.00				1
2		Ashland Chem. - Freedom	10296	298.05	280.55			17.50	2
3		Mr. Bob Gaydash	10297	254.10	254.10				3
4		General Motors - Lordstown	10298	364.00	364.00				4
5		Smith Chemical Co.	10299	420.00	420.00				5
6		Smith Chemical Co.	10300	450.00	450.00				6
7		Nordson Corp.	10301	1228.75	907.50		198.75	122.50	7
8		Cuyahoga Chemical Co. (C)	10302	1725.00	1725.00				8
9		PPG Industries - Cleve.	10303	2898.00	2538.00			360.00	9
10		Airborne Mfg.	10304	169.95	169.95				10
11		Smith Chemical	10305	450.00	450.00				11
12		Smith Chemical	10306	282.15	282.15				12
13		C & C Supply Co.	10307	3663.00	3663.00				13
14		Lustrolock by Cleveland	10308	153.00	153.00				14
15		Chemical Recovery Systems	10310	3600.00	3600.00				15
16		Sprayon Products	10311	3640.00	3640.00				16
17		C & C Supply Co.	10312						17
18		Ashland Chemical - Freedom	10313	3123.96	2751.56			372.40	18
19		Mr. Bob Gaydash	10314	254.10	254.10				19
20		Beaver Paint Co.	10315	1047.05	564.30		251.75	231.00	20
21		N. N. Robertson Co.	10316	1911.25	1581.25			330.00	21
22		D. A. Campbell & Co., Inc.	10317	3000.00	3000.00				22
23		Ashland Chemical	10318	1105.50	742.50			363.00	23
24		Stang Motor Sales, Inc.	10319	77.03	63.53		13.50		24
25		Products Research Div.	10320	82.50	82.50				25
26		Airborne Mfg.	10321	169.95	169.95				26
27		Smith Chemical Co.	10322	3900.00	3900.00				27
28		Elwin B. Smith	10323	5016.00	5016.00				28
29		J. B. C. Corp. (WPA)	10324	2146.20	2146.20				29
30				6049.134	58073.44		464.00	1953.90	30



ACCOUNTS RECEIVABLE, 1980



rie Coatings	08944	9/7/78	1,180.00
rie Coatings	08624	10/5/78	700.00
llegheny Solvents & Chemicals	09023	1/10/79	<del>54.00</del>
.M.B. Automotive	11234	3/12	<del>65.45</del>
rie Coatings	11239	3/15	1,600.00
hio Soap Products	11247	3/20	<del>29.00</del>
ag Chemical	08711	11/27/78	(200.00)
owe Chemical	CM#0187	5/23	(16.50)
imbacher Paint & Color	11242	3/19	200.00
hempace	10126	6/8	468.00
owe Chemical Co.	10128	6/11	220.00
mith Chemical Co.	10185	7/13	175.50
hio Soap Products	10209	7/27	<del>20.00</del>
ud Industries	10211	7/27	730.00
hemical Stripping	10214	7/31	<del>(15.75)</del>
uyahoga Chemical Co.	10106	5/25	90.00
alley Meter Co.	10216	8/1	3,450.00
& C Supply Co.	10222	8/6	544.50
ud Industries	09604	8/9	57.75
. A. Campbell	09605	8/9	33.00
& C Supply Co.	09612	8/14	5,280.00
rie Coatings	09615	8/16	1,200.00
& C Supply Co.	09629	8/23	682.00
& C Supply Co.	09630	8/23	3,977.60
tlas Electric Co.	09639	8/25	240.45
mith Chemical Co.	09640	8/28	260.00
mith Chemical Co.	09644	8/30	2,376.15
mith Chemical Co.	09651	9/4	300.00
onnor Corp.	09653	9/4	240.00
mith Chemical Co.	09663	9/12	4,200.00
& C Supply Co.	09673	9/20	2,486.00
& C Supply Co.	09674	9/20	1,642.00
& C Supply Co.	09675	9/20	1,364.00
r. Bob Gaydash	09680	9/22	254.10
shland Chemical-Freedom	CM#0192	9/30	(385.00)
rayon Products	09693	10/1	3,220.00
& C Supply Co.	09695	10/1	3,900.00
mith Chemical Co.	09696	10/2	4,500.00 (-300.00)
mith Chemical Co.	09697	10/2	3,380.00
mith Chemical Co.	09699	10/4	4,500.00 (-300.00)
ambridge Coatings, Inc.	09701	10/5	1,000.00
hio Soap Products	09707	10/5	442.50 (-30.00)
mith Chemical Co.	09709	10/5	2,475.00
r. Bob Gaydash	09713	10/8	254.10
mith Chemical Co.	09716	10/9	264.00
mith Chemical Co.	09717	10/12	3,900.00
ud Industries	10226	10/16	1,141.50
ysol Division	10231	10/19	2,154.00
onnor Corp.	10233	10/22	109.00
uyahoga Chemical	10238	10/25	153.00
static Corp.	10239	10/25	9.24
imbacher Paint & Color	10241	10/25	2,439.25
hemical Recovery Systems	10244	10/26	2,175.00
r. Bob Gaydash	10246	10/26	254.10
rayon Products	10247	10/29	2,310.00
mith Chemical	10248	10/30	4,500.00
mith Chemical	10249	10/30	3,380.00
rain Products Corp.	10250	10/30	298.75
irborne Mfg.	10251	10/30	169.95
rayon Products	10253	10/31	3,500.00
rdson Corp.	10254	10/31	1,444.50
shland Chemical Co.	10255	10/31	1,270.50

& C Supply Co.	10258	10/31	2,370.00
Lake Shore Industries	10260	11/2	3,261.00
Herwin Williams Co.	10261	11/5	895.00
J. A. Campbell & Co.	10262	11/5	825.00
Shland Chemical Co.	10263	11/3	1,410.75
Smith Chemical	10264	11/6	4,200.00
Dowell Division of Dow	10265	11/7	230.53
J. A. Campbell & Co.	10266	11/8	2,400.00
Smith Chemical	10267	11/8	3,900.00
Mr. Bob Gaydash	10268	11/8	254.10
Chem-Materials Co.	10269	11/8	288.40
Chemical Recovery Systems	10270	11/9	2,400.00
Parr, Inc.	10271	11/8	4,383.00
Ink-o-matic Signal Co.	10272	11/9	90.00
Smith Chemical Co.	10273	11/10	4,308.00
Ohio Formulators	10274	11/12	338.00
Smith Chemical	10275	11/13	3,770.00
Smith Chemical	10276	11/13	1,232.00
Lexter Corp	10277	11/16	319.00
Smith Chemical	10278	11/16	5,400.00
Lamestown Paint & Varnish	10280	11/19	3,976.00
J. A. Campbell & Co.	10279	11/16	825.00
Luyahoga Chemical Co.	10283	11/20	2,250.00
Chrysler Plastic Products	10284	11/21	4,900.00
Airborne Mfg.	10285	11/19	339.90
PG Industries	10286	11/26	3,492.00
Smith Chemical Co.	10287	11/27	3,510.00
Airborne Mfg.	10288	11/27	169.95
Parr, Inc.	10290	11/29	3,989.25
American Display	10291	11/29	192.00
Stryp Kleen	10292	11/29	76.20
Ohio Formulators	10293	11/29	338.00
Eagle Rubber Co.	10294	11/30	2,294.05
Prayon Products	10295	12/4	1,960.00
Shland Chemical-Freedom	10296	12/3	2,980.50
Mr. Bob Gaydash	10297	12/3	254.10
General Motors	10298	12/4	364.00
Smith Chemical Co.	10299	12/5	4,200.00
Smith Chemical Co.	10300	12/6	4,500.00
Lordson Corp.	10301	12/7	1,228.75
Luyahoga Chemical Co.	10302	12/10	1,725.00
PG Industries	10303	12/10	2,898.00
Airborne Mfg.	10304	12/11	169.95
Smith Chemical Co.	10305	12/12	4,500.00
Smith Chemical Co.	10307	12/13	2,821.50
& C Supply Co.	10308	12/13	3,663.00
Westerock of Cleveland	10309	12/14	153.00
Chemical Recovery Systems	10310	12/14	3,600.00
Prayon Products	10311	12/14	3,640.00
& C Supply	10312	12/17	0
Shland Chemical-Freedom	10313	12/17	3,123.96
Mr. Bob Gaydash	10314	12/17	254.10
Beaver Paint Co.	10315	12/20	1,047.05
H. Robertson Co.	10316	12/20	1,911.25
J. A. Campbell & Co., Inc.	10317	12/20	3,000.00
Shland Chemical	10318	12/20	1,105.50
Tang Motor Sales, Inc.	10319	12/20	77.03
Products Research Div.	10320	12/20	82.50
Airborne Mfg.	10321	12/20	169.95
Smith Chemical	10322	12/22	3,900.00
Twin G. Smith	10323	12/26	5,016.00
B.C. CORPORATION	10336	12/31	2,146.20
MITH CHEMICAL	CM#0193	12/31	(2,376.15)

Retyped  
1/11/57

Tag Chemical	08711	11/27/78	(200.00)
Erie Coatings	08944	9/7/78	1,180.00
Erie Coatings	08624	10/5/78	700.00
Erie Coatings	11239	3/15	1,600.00
Lowe Chemical	CM#0187	5/23	(16.50)
Limbacher Paint & Color	11242	3/19	200.00
Chempace	10126	6/8	468.00
Lowe Chemical Co.	10128	6/11	220.00
Smith Chemical Co.	10185	7/13	175.50
Bud Industries	10211	7/27	730.00
Cuyahoga Chemical Co.	10106	5/25	90.00
C & C Supply Co.	10222	8/6	544.50 -
Bud Industries	09604	8/9	57.75
D. A. Campbell	09605	8/9	33.00
C & C Supply Co.	09612	8/14	5,280.00 -
Erie Coatings	09615	8/16	1,200.00
C & C Supply Co.	09629	8/23	682.00 -
C & C Supply Co.	09630	8/23	3,977.60 -
Atlas Electric Co.	09639	8/25	240.45
Smith Chemical Co.	09640	8/28	260.00
Smith Chemical Co.	09651	9/4	300.00
Connor Corp.	09653	9/4	240.00
Smith Chemical Co.	09663	9/12	4,200.00
C & C Supply Co.	09673	9/20	2,486.00 -
C & C Supply Co.	09674	9/20	1,642.00 -
C & C Supply Co.	09675	9/20	1,364.00 -
Ashland Chemical-Freedom	CM#0192	9/30	(385.00)
C & C Supply Co.	09695	10/1	3,900.00 -
Smith Chemical Co.	09696	10/2	300.00
Smith Chemical Co.	09699	10/4	300.00
Cambridge Coatings, Inc.	09701	10/5	1,000.00
Ohio Soap Products	09707	10/5	30.00
Smith Chemical Co.	09716	10/9	264.00
Bud Industries	10226	10/16	1,141.50
Connor Corp.	10233	10/22	109.00
Astatic Corp.	10239	10/25	9.24
Limbacher Paint & Color	10241	10/25	2,439.25
Chemical Recovery Systems	10244	10/26	2,175.00
Mr. Bob Gaydash	10246	10/26	254.10
Sprayon Products	10247	10/29	2,310.00
Smith Chemical Co.	10248	10/30	4,500.00 (-300.00)
Smith Chemical Co.	10249	10/30	3,380.00
Sprayon Products	10253	10/31	3,500.00
C & C Supply Co.	10258	10/31	2,370.00 -
Sherwin-Williams Co.	10261	11/5	895.00
Ashland Chemical Co.	10263	11/3	1,410.75
Smith Chemical Co.	10264	11/6	4,200.00
Dowell Division of Dow	10265	11/7	230.53
Smith Chemical Co.	10267	11/8	3,900.00
Mr. Bob Gaydash	10268	11/8	254.10
Chem Materials Co.	10269	11/8	288.40
Chemical Recovery Systems, Inc.	10270	11/9	2,400.00
Wink-o-matic Signal Co.	10272	11/9	90.00
Smith Chemical Co.	10273	11/10	4,308.00
Smith Chemical Co.	10275	11/13	3,770.00
Smith Chemical Co.	10276	11/13	1,232.00
Dexter Corp.	10277	11/16	319.00
Smith Chemical Co.	10278	11/16	5,400.00
Jamestown Paint & Varnish	10280	11/19	3,976.00
Airborne Mfg.	10285	11/19	339.90
Smith Chemical Co.	10287	11/27	3,510.00
Airborne Mfg.	10288	11/27	169.95
Parr, Inc.	10290	11/29	3,989.25

Stryp Kleen	10292	11/29	76.20	
Sprayon Products	10295	12/4	1,960.00	
Ashland Chemical Freedom	10296	12/3	2,980.50	
Mr. Bob Gaydash	10297	12/3	254.10	
General Motors	10298	12/4	364.00	
Smith Chemical Co.	10299	12/5	4,200.00	
Smith Chemical Co.	10300	12/6	4,500.00	
Nordson Corp.	10301	12/7	1,228.75	
Cuyahoga Chemical Co.	10302	12/10	1,725.00	
PPG Industries	10303	12/10	2,898.00	
Airborne Mfg.	10304	12/11	169.95	
Smith Chemical Co.	10305	12/12	4,500.00	
Smith Chemical Co.	10307	12/13	2,821.50	
C & C Supply Co.	10308	12/13	3,663.00	
Chemical Recovery Systems	10310	12/14	3,600.00	
Sprayon Products	10311	12/14	3,640.00	
Ashland Chemical Freedom	10313	12/17	3,123.96	
Mr. Bob Gaydash	10314	12/17	254.10	
Beaver Paint Co.	10315	12/20	1,047.05	
H. H. Robertson Co.	10316	12/20	1,911.25	
D. A. Campbell & Co.	10317	12/20	3,000.00	
Ashland Chemical	10318	12/20	1,105.50	
Stang Motor Sales, Inc.	10319	12/20	77.03	
Products Research Div.	10320	12/20	82.50	
Airborne Mfg.	10321	12/20	169.95	
Smith Chemical Co.	10322	12/22	3,900.00	
Elwin G. Smith	10323	12/26	5,016.00	12/31/79 (OK)
F. B. C. Corp.	10336	12/31	2,146.20	\$156,540.81
Whirlpool Corp-Clyde Div.	10324	1/3/80	1,342.00	
Cuyahoga Chemical	10325	1/4	N/C	
Ohio Soap Products	10326	1/4	455.40	
Dexter Corp.	10327	1/4	319.00	
Stang Motor Sales	10328	1/4	N/C	
Lake Shore Industries	10329	1/7	3,860.00	
Wink-o-matic Signal Co.	10330	1/7	85.05	
C & C Supply Co.	10331	void		
C & C Supply Co.	10332	1/7	1,753.50	
Airborne Mfg.	10333	1/7	169.95	
Chemical Recovery Systems	10334	1/7	N/C	
SPS Technologies	10335	void		
F. B. C. Corp.	10336	12/31/79	2,146.20	
American Display	10337	1/8	94.60	
Electro-General Plastic	10338	1/8	79.20	
Smith Chemical	10339			
American Display	10340	1/9	288.00	
All American Co.	10341	1/9	154.00	
Cuyahoga Chemical	10342	1/10	4,890.00	
Sherwin Williams Co.	10343	1/10	946.00	
Fluitron	10344	1/11	15.00	
Lorain County Garage	10345	void		
H. H. Robertson Co.	10346			
Beaver Paint Co.	10347		343.00	
Whitaker Corp.	10348	1/15	2,370.00	
Techno-Adhesives	10349	1/16	3,672.00	
Standard Pipeprotection	10350	1/16	434.75	
Airborne Mfg.	10351	1/16	191.40	
PPG Industries, Circleville	10352	1/17	3,520.00	
C & C Supply Co.	10353	1/18	3,466.00	
Bob Gaydash	10354	1/18	279.40	
Smith Chemical	10356		4,200.00	
Smith Chemical	10357		3,900.00	
PPG Industries, Circleville	10358	1/22	4,192.00	
Parker Insul. Foam	10359	1/22	152.50	

Chemical Recovery Systems, Inc.	10360	1/25	2,250.00
Elroy Turpentine	10362	1/25	6,600.00
Jamestown Paint & Varnish	10363	1/25	3,614.00
Sprayon Products	10364	1/25	3,040.00
Swart Sign Co.	10365	1/25	84.50
Uniroyal, Inc.	10366	1/29	6,136.60
C & C Supply Co.	10367	1/29	4,757.00
Nordson Corp.	10368	1/29	1,284.15
Ashland Chemical Co.	10369	1/29	1,625.25
Dexter Corp.	10370	1/29	352.00
Yenkin Majestic Paint Co.	10372	1/30	2,490.00
Ohio Formulators, Inc.	10373	1/30	68.00
American Display	10374	1/31	512.80
Smith Chemical	10376	1/30	4,800.00

*Retyped  
2/15/80*

Tag Chemical	08711	11/27/78	(200.00)
Erie Coating	08944	9/7/78	1,180.00
Erie Coatings	08624	10/5/78	700.00
Erie Coatings	11239	3/15	1,600.00
Low Chemical	CM#0187	5/23	(16.50)
Limbacher Paint & Color	11242	3/19	200.00
Low Chemical Co.	10128	6/11	220.00
Smith Chemical Co.	10185	7/13	175.50
Bud Industries	10211	7/27	730.00
Cuyahoga Chemical Co.	10106	5/25	90.00
<del>C &amp; C Supply Co.</del>	<del>10222</del>	<del>8/6</del>	<del>544.50</del>
Bud Industries	09604	8/9	57.75
D. A. Campbell	09605	8/9	33.00
<del>C &amp; C Supply Co.</del>	<del>09612</del>	<del>8/14</del>	<del>5,280.00</del>
Erie Coatings	09615	8/16	1,200.00
<del>C &amp; C Supply Co.</del>	<del>09629</del>	<del>8/23</del>	<del>682.00</del>
<del>C &amp; C Supply Co.</del>	<del>09630</del>	<del>8/23</del>	<del>3,977.60</del>
Atlas Electric Co.	09639	8/25	240.45
Smith Chemical Co.	09640	8/28	260.00
Smith Chemical Co.	09651	9/4	300.00
Connor Corp.	09653	9/4	240.00
Smith Chemical Co.	09663	9/12	4,200.00
<del>C &amp; C Supply Co.</del>	<del>09673</del>	<del>9/20</del>	<del>2,486.00</del>
<del>C &amp; C Supply Co.</del>	<del>09674</del>	<del>9/20</del>	<del>1,642.00</del>
<del>C &amp; C Supply Co.</del>	<del>09675</del>	<del>9/20</del>	<del>1,364.00</del>
Ashland Chemical-Freedom	CM#0192	9/30	(385.00)
<del>C &amp; C Supply Co.</del>	<del>09695</del>	<del>10/1</del>	<del>3,900.00</del>
Smith Chemical Co.	09696	10/2	300.00
Smith Chemical Co.	09699	10/4	300.00
Cambridge Coatings, Inc.	09701	10/5	1,000.00
Ohio Soap Products	09707	10/5	30.00
Smith Chemical Co.	09716	10/9	264.00
Bud Industries	10226	10/16	1,141.50
Connor Corp.	10233	10/22	109.00
Astatic Corp.	10239	10/25	9.24
<del>Chemical Recovery Systems</del>	<del>10244</del>	<del>10/26</del>	<del>2,175.00</del>
<del>C &amp; C Supply Co.</del>	<del>10258</del>	<del>10/31</del>	<del>2,370.00</del>
Smith Chemical Co.	10264	11/6	4,200.00
Smith Chemical Co.	10267	11/8	3,900.00
<del>Chemical Recovery Systems, Inc.</del>	<del>10270</del>	<del>11/9</del>	<del>2,400.00</del>
Wink-o-Matic Signal Co.	10272	11/9	90.00
Smith Chemical Co.	10273	11/10	4,308.00
Smith Chemical Co.	10275	11/13	3,770.00
Smith Chemical Co.	10276	11/13	1,232.00
Smith Chemical Co.	10278	11/16	5,400.00
Smith Chemical Co.	10287	11/27	3,510.00
American Display	10291	11/29	192.00
Sprayon Products	10295	12/4	1,960.00
Mr. Bob Gaydash	10297	12/3	254.10
Smith Chemical Co.	10299	12/5	4,200.00
Smith Chemical Co.	10300	12/6	4,500.00
Smith Chemical Co.	10305	12/12	4,500.00
Smith Chemical Co.	10307	12/13	2,821.50
C & C Supply Co.	10308	12/13	3,663.00
<del>Chemical Recovery Systems</del>	<del>10310</del>	<del>12/14</del>	<del>3,600.00</del>
Sprayon Products	10311	12/14	3,640.00
Mr. Bob Gaydash	10314	12/17	254.10
Smith Chemical Co.	10322	12/22	3,900.00
F.B.C. Corp.	10336	12/31	2,146.20
Whirlpool Corp.-Clyde Div.	10324	1/3/80	1,342.00
Ohio Soap Products	10326	1/4	455.40
Dexter Corp.	10327	1/4	319.00
Lake Shore Industries	10329	1/7	3,860.00
Wink-o-matic Signal Co.	10330	1/7	85.05


10248 - 300.00  
123.90 2,246.10

C & C Supply Co.	10332	1/7	1,753.50
Airborne Mfg.	10333	1/7	169.95
<del>F.B.C. Corp.</del>	<del>10336</del>	<del>12/31/79</del>	<del>2,146.20</del>
American Display	10337	1/8	94.60
Electro-General Plastic	10338	1/8	79.20
American Display	10340	1/9	288.00
All American Co.	10341	1/9	154.00
Cuyahoga Chemical Co.	10342	1/10	4,890.00
Sherwin Williams Co.	10343	1/10	946.00
Fluitron	10344	1/11	15.00
Beaver Paint Co.	10347	1/14	343.60
Whittaker Corp.	10348	1/15	2,370.00
Techno-Adhesives	10349	1/16	3,672.00
Standard Pipeprotection	10350	1/16	434.75
Airborne Mfg.	10351	1/16	191.40
PPG Industries-Circleville	10352	1/17	3,520.00
C & C Supply Co.	10353	1/18	3,466.00
Bob Gaydash	10354	1/18	279.40
Smith Chemical Co.	10356	1/21	4,200.00
Smith Chemical Co.	10357	1/19	3,900.00
PPG Industries-Circleville	10358	1/22	4,192.00
Parker Insul. Foam	10359	1/22	152.50
<del>Chemical Recovery Systems</del>	<del>10360</del>	<del>1/23</del>	<del>2,250.00</del>
Elroy Turpentine	10362	1/25	6,600.00
Jamestown Paint & Varnish	10363	1/25	3,614.00
Sprayon Products	10364	1/25	3,040.00
Swart Sign Co.	10365	1/25	84.50
Uniroyal, Inc.	10366	1/29	6,136.60
C & C Supply Co.	10367	1/29	4,757.00
Nordson Corp.	10368	1/29	1,284.15
Ashland Chemical Co.	10369	1/29	1,625.25
Dexter Corp.	10370	1/29	352.00
Yenkin Majestic Paint Co.	10372	1/30	2,490.00
Ohio Formulators	10373	1/30	68.00
American Display	10374	1/31	512.80
Smith Chemical Co.	10376	1/30	4,800.00

*Retyped  
3-5-80*

rie Coatings	08944	9/7/78	1,180.00	
rie Coatings	08624	10/5/78	700.00	
rie Coatings	11239	3/15	1,600.00	
owe Chemical	CM#0187	5/23	(16.50)	
imbacher Paint & Color	11242	3/19	200.00	
owe Chemical Co.	10128	6/11	220.00	
mith Chemical Co.	10185	7/13	175.50	
ud Industries	10211	7/27	730.00	
uyahoga Chemical Co.	10106	5/25	90.00	
ud Industries	09604	8/9	57.75	
. A. Campbell	09605	8/9	33.00	
rie Coatings	09615	8/16	1,200.00	
tlas Electric	09639	8/25	240.45	
mith Chemical Co.	09640	8/28	260.00	
mith Chemical Co.	09651	9/4	300.00	
onnor Corp.	09653	9/4	240.00	
mith Chemical Co.	09663	9/12	4,200.00	
shland Chemical-Freedom	CM#0192	9/30	(385.00)	
mith Chemical Co.	09696	10/2	300.00	
mith Chemical Co.	09699	10/4	300.00	
ambridge Coatings, Inc.	09701	10/5	1,000.00	
hio Soap Products	09707	10/5	30.00	
mith Chemical Co.	09716	10/9	264.00	
ud Industries	10226	10/16	1,141.50	
onnor Corp.	10233	10/22	109.00	
static Corp.	10239	10/25	9.24	
mith Chemical Co.	10248	10/30	300.00	
& C Supply Co.	10258	10/31	2,246.10	
mith Chemical Co.	10264	11/6	300.00	
ink-o-matic Signal Co.	10272	11/9	90.00	
mith Chemical Co.	10273	11/10	300.00	
merican Display	10291	11/29	192.00	
mith Chemical Co.	10299	12/5	4,200.00	(300.00)
mith Chemical Co.	10300	12/6	4,500.00	(300.00)
mith Chemical Co.	10305	12/12	4,500.00	(300.00)
mith Chemical Co.	10307	12/13	2,821.50	
& C Supply Co.	10308	12/13	3,663.00	
r. Bob Gaydash	10314	12/17	254.10	
mith Chemical Co.	10322	12/22	3,900.00	
. B. C. Corp.	10366	12/31	2,146.20	
hio Soap Products	10326	1/4	455.40	
& C Supply Co.	10332	1/7	1,753.50	
merican Display	10337	1/8	94.60	
merican Display	10340	1/9	288.00	
ll American Co.	10341	1/9	154.00	
uyahoga Chemical Co.	10342	1/10	4,890.00	
herwin Williams Co.	10343	1/10	946.00	
echno-Adhesives	10349	1/16	3,672.00	
irborne Mfg.	10351	1/16	191.40	
& C Supply Col	10353	1/18	3,466.00	
ob Gaydash	10354	1/18	279.40	
mith Chemical Co.	10356	1/21	4,200.00	
mith Chemical Co.	10357	1/19	3,900.00	
arker Insul. Foam	10359	1/22	152.50	
prayon Products	10364	1/25	3,040.00	
wart Sign Co.	10365	1/25	84.50	
niroyal, Inc.	10366	1/29	6,136.60	
& C Supply Co.	10367	1/29	4,757.00	
ordson Corp.	10368	1/29	1,284.15	
shland Chemical Co.	10369	1/29	1,625.25	
exter Corp.	10370	1/29	352.00	
enkin Majestic Co.	10372	1/30	2,490.00	






Erie Coatings	08944	9/7/78	1,180.00	
Erie Coatings	08624	10/5/78	700.00	
Erie Coatings	11239	3/15	1,600.00	
Lowe Chemical	CM#0187	5/23	(16.50)	
Limbacher Paint & Color	11242	3/19	200.00	
Lowe Chemical Co.	10128	6/11	220.00	
Smith Chemical Co.	10185 ✓	7/13	175.50	
Cuyahoga Chemical Co.	10106	5/25	90.00	
D. A. Campbell	09605	8/9	33.00	Apere
Erie Coatings	09615	8/16	1,200.00	
✓ Atlas Electric	09639	8/25	240.45	called 5/21/80
Smith Chemical	09640 ✓	8/28	260.00	
Smith Chemical	09651 ✓	9/4	300.00	
Smith Chemical	09663 ✓	9/12	300.00	300.00
Ashland Chemical-Freedom	CM#0192	9/30	(385.00)	3,900.00
Smith Chemical	09696 ✓	10/2	300.00	
Smith Chemical	09699 ✓	10/4	300.00	
Ohio Soap Products	09707	10/5	30.00	
Smith Chemical	09716 ✓	10/9	264.00	
Astatic Corp.	10239	10/25	9.24	Apere
Smith Chemical	10248 ✓	10/30	300.00	
Smith Chemical	10264 ✓	11/6	300.00	
Wink-o-matic Signal	10272	11/9	90.00	Apere
Smith Chemical	10273 ✓	11/10	300.00	
American Display	10291	11/29	192.00	called 5/21/80
Smith Chemical	10299 ✓	12/5	300.00	
Smith Chemical	10300 ✓	12/6	300.00	
Smith Chemical	10305 ✓	12/12	300.00	
F.B.C. Corp.	10366	12/31	2,146.20	
American Display	10337	1/8	94.60	
American Display	10340	1/9	288.00	2 material picked up
Techno-Adhesives	10349	1/16	3,672.00	
Parker Insul. Foam	10359	1/22	152.50	
American Display	10374	1/31	512.80	
✓ Smith Chemical	10409	2/27	4,800.00	
✓ Smith Chemical	10413	2/29	4,200.00	
N-S Marketing	10419	3/6	2,975.00	
Chemical Recovery Systems	10420	3/6	1,935.00	
✓ Accurate Electronics	10422	3/6	153.00	called 5/21/80
Studebaker Chemical	10423	3/6	120.00	
✓ Sherwin Williams	10427	3/10	1,019.00	
✓ Akron Paint & Varnish	10430	3/12	1,800.00	
✓ Lorain Products Corp.	10431	3/12	353.75	
✓ Westbrook Auto Body	10432	3/12	71.75	called 5/21
✓ Smith Chemical	10434	3/13	3,900.00	
✓ Smith Chemical	10435	3/14	4,200.00	
Smith Chemical	10437 ✓	3/17	3,850.00	
✓ Sprayon Products	10441	3/19	3,040.00	
J. C. Whitlam Mfg.	10443	3/19	156.00	called 5/21/80
N S Marketing	10446	3/20	3,150.00	
✓ Airborne Mfg.	10447	3/21	191.40	
Smith Chemical	10452 ✓	3/25	3,990.00	
✓ Bud Industries	10457	3/26	2,538.10	
American Display	10459	3/26	103.40	
✓ Stryp Kleen	10461	3/26	79.20	
✓ Ohio Department of Trans.	10467	3/27	13,094.40	
✓ Pro-Tech Coatings, Inc.	10468	3/28	7,800.00	
N S Marketing	10469	3/31	4,261.60	
✓ Ashland Chemical Co.	10470	3/31	1,955.25	
✓ Jamestown Paint & Varnish	10472	4/1	5,663.00	
✓ J. C. Whitlam, Mfg.	10473	4/1	2,185.00	
✓ Whirlpool Corp-Findlay	10474	4/2	2,930.00	
Smith Chemical	10475 ✓	4/2	3,380.00	

Ohio Formulators	10726	4/2	338.00
✓ The Dexter Corp.	10727	4/3	352.00
Smith Chemical	10728	4/4	4,200.00
✓ Mr. Bob Gaydash	10729	4/4	305.80
✓ Ashland Chemical	10730	4/7	3,336.00
Connor Corp.	10733	4/7	145.00
Smith Chemical	10735	4/9	4,380.00
N S Marketing	10736	4/10	4,254.60 ✓
N S Marketing	10737	4/10	2,209.00 ✓
✓ D. A. Campbell Co.	10738	4/11	1,386.00
W. J. Ruscoe Co.	10739	4/14	660.40
Smith Chemical	10740	4/14	3,850.00
✓ Products Research Div.	10741	4/15	74.50
Fluitron	10742	4/15	191.40
Airborne Mfg.	10743	4/15	191.40
✓ Stang Motor Sales	10744	4/15	77.03
Chemical Recovery Systems	10745	4/16	2,625.00
Electro-General Plastics	10747	4/17	79.20
✓ D. A. Campbell & Co.	10748	4/17	1,254.00
Chemical Recovery Systems	10749	4/18	1,584.00
✓ Chem Materials Co., Inc.	10750	4/18	405.00
Chemical Recovery Systems	10751	4/21	1,540.00
Plasti-Kote Co.	10752	4/25	1,950.00
Eagle Rubber Co.	10753	4/22	1,677.30
Mr. Bob Gaydash	10754	4/23	305.80
✓ Sherwin Williams	10755	4/23	1,032.00
✓ Beaver Paint Co.	10756	4/23	1,227.50
✓ Conneaut Leather	10757	4/23	901.50
✓ Essex Chemical Co.	10758	4/24	4,410.08
✓ Elroy Turpentine	10759	4/17	7,260.00
Eagle Rubber Co.	10760	4/25	1,443.75
Elwin G. Smith-Cambridge	10761	4/25	2,572.00
All American Co.	10762	4/25	334.40
N S Marketing	10763	4/25	6,160.00 ✓
✓ Wink-o-matic Signal	10764	4/28	80.05
N S Marketing	10765	4/28	3,352.25 ✓
✓ Nordson Corp.	10766	4/29	2,101.00
Cuyahoga Chemical	10767	4/29	1,200.00
Akron Paint & Varnish	10768	4/29	1,800.00
Airborne Mfg.	10769	4/29	191.40
Smith Chemical	10770	4/30	4,200.00
✓ Ashland Chemical	10771	4/30	750.75
✓ R. M. B. Automotive	10460	3/26	65.45 <sup>180.034.96</sup>
N S Marketing	10772	5/1	4,278.50 <sup>4287.50</sup>
D. A. Campbell & Co., Inc.	10773	5/1	990.00
Smith Chemical Co.	10778	5/1	1,145.00
All American Co.	10777	5/2	96.80
D. A. Campbell Co.	10778	5/2	3,498.00
Smith Chemical Co.	10779	5/6	3,150.00
The Goodyear Tire & Rubber Co	10781	5/6	13.25
✓ Ashland Chemical-Freedom	10782	5/7	3,260.00
N S. Marketing	10783	5/8/3	3,373.15
General Motors-Lordstown	10784	5/8	684.00
Smith Chemical	10785	5/10	3,139.00
Bob Gaydash	10786	5/12	305.80
Smith Chemical Co.	10787	5/13	2,800.00
Dexter Corp.	10788	5/13	352.00
✓ Stryp Kleen	10789	5/13	79.20
R W Beckett	10790	5/13	430.00
✓ Jamestown Paint & Varnish	10791	5/14	5,073.25
✓ Eagle Rubber Co.	10792	5/14	n/c
Smith Chemical	10793	5/15	3,900.00
Cambridge Coatings	10794	5/16	2,100.00

N S Marketing	10795	5/20	4,037.00
Standard Pipeprotection	10796	5/20	361.00
Roof-Tech Systems	10797	5/20	366.30
Chemical Recovery Systems, Inc.	10798	5/21	2,940.00
Smith Chemical Co.	10799	5/22	3,500.00
All American Co.	10800	5/27	84.70
Mr. Bob Gaydash	10801	5/27	305.80
Elwin G. Smith	10802	5/28	4,700.00
General Motors	10803	5/28	995.25
Beaver Paint Co.	10804	5/28	1,067.90
Astatic Corp.	10805	5/28	462.00
Stang Motor Sales	10806	5/28	77.03
Sprayon Products	10807	5/29	2,280.00
All American Co.	10808	5/30	84.70
Studebaker Chemical Co.	10809	5/30	1,530.00
Ashland Chemical Co.	10810	5/30	1,776.50
Paint Products, Inc.	10811	5/30	4,500.00
General Motors Corp.	10812	5/30	756.00
General Motors Corp.	10813	5/30	555.00
N S Marketing Co.	10814	5/31	6,442.10
N S Marketing	10820	5/31	2,772.00

*Retyped*  
6-3-80



Erie Coatings	08944	9/7/78	1,180.00
Erie Coatings	08624	10/5/78	700.00
Erie Coatings	11239	3/15	1,600.00
Lowe Chemical	CM#0187	5/23	(16.50)
Limbacher Paint & Color	11242	3/19	200.00
Lowe Chemical Co.	10128	6/11	220.00
Cuyahoga Chemical Co.	10106	5/25	90.00
Erie Coatings	09615	8/16	1,200.00
Smith Chemical Co.	09663	9/12	3,900.00
Ashland Chemical-Freedom	CM#0192	9/30	(385.00)
American Display	10291	11/29	192.00
F.B.C. Corp.	10366	12/31	2,146.20
American Display	10337	1/8	94.60
American Display	10340	1/9	288.00
Parker Insul. Foam	10359	1/22	152.50
American Display	10374	1/31	512.80
Chemical Recovery Systems	10420	3/6	1,935.00
Smith Chemical Co.	10437	3/17	3,850.00
Smith Chemical Co.	10452	3/25	3,990.00
American Display	10459	3/26	103.40
Smith Chemical Co.	10475	4/2	3,380.00
Ohio Formulators, Inc.	10726	4/2	338.00
Smith Chemical Co.	10728	4/4	4,200.00
Connor Corp.	10733	4/7	145.00
Smith Chemical Co.	10735	4/9	4,380.00
N S Marketing	10736	4/10	4,254.60
N S Marketing	10737	4/10	2,209.00
W J Ruscoe Co.	10739	4/14	660.40
Smith Chemical Co.	10740	4/14	3,850.00
Fluitron	10742	4/15	191.40
Airborne Mfg.	10743	4/15	191.40
Chemical Recovery Systems	10745	4/16	2,625.00
Electro-General Plastics	10747	4/17	79.20
Chemical Recovery Systems	10749	4/18	1,584.00
Chemical Recovery Systems	10751	4/21	1,540.00
Plasti-Kote Co.	10752	4/25	1,950.00
Eagle Rubber Co.	10753	4/22	1,677.30
Mr. Bob Gaydash	10754	4/23	305.80
Sherwin Williams	10755	4/23	1,032.00
Eagle Rubber Co.	10760	4/25	1,443.75
Elwin G. Smith-Cambridge	10761	4/25	2,572.00
All American Co.	10762	4/25	334.40
N S Marketing	10763	4/25	6,160.00
N S Marketing	10765	4/28	3,352.25
Cuyahoga Chemical Co.	10767	4/29	1,200.00
Akron Paint & Varnish	10768	4/29	1,800.00
Airborne Mfg.	10769	4/29	191.40
Smith Chemical	10770	4/30	4,200.00
Ashland Chemical	10771	4/30	750.75
N S Marketing	10772	5/1	4,287.50
D. A. Campbell & Co., Inc.	10773	5/1	990.00
Smith Chemical	10776	5/1	1,145.00
All American Co	10777	5/2	96.80
D. A. Campbell & Co.	10778	5/2	3,498.00
Smith Chemical	10779	5/6	3,150.00
Goodyear Tire & Rubber	10781	5/6	13.25
Ashland Chemical -Freedom	10782	5/7	3,260.00
N S Marketing	10783	5/8	3,373.15
General Motors-Lordstown	10784	5/8	684.00
Smith Chemical	10785	5/10	3,139.00
Bob Gaydash	10786	5/12	305.80
Smith Chemical	10787	5/13	2,800.00
Dexter Corp.	10788	5/13	352.00

R W Beckett	10790	5/13	430.00
Jamestown Paint & Varnish	10791	5/14	5,073.25
Smith Chemical	10793	5/15	3,900.00
Cambridge Coatings	10794	5/16	2,100.00
N S Marketing	10795	5/20	4,037.00
Standard Pipeprotection	10796	5/20	361.00
Roof-Tech Systems	10797	5/20	366.30
Chemical Recovery Systems	10798	5/21	2,940.00
Smith Chemical	10799	5/22	3,500.00
All American Co.	10800	5/27	84.70
Mr. Bob Gaydash	10801	5/27	305.80
Elwin G. Smith	10802	5/28	4,700.00
General Motors	10803	5/28	995.25
Beaver Paint Co.	10804	5/28	1,067.00
Astatic Corp.	10805	5/28	462.00
Stang Motor Sales	10806	5/28	<del>77.03</del> 2.50
Sprayon Products	10807	5/29	2,280.00
All American Co.	10808	5/30	84.70
Studebaker Chemical Co.	10809	5/30	1,530.00
Ashland Chemial Co.	10810	5/30	1,776.50
Paint Products, Inc.	10811	5/30	4,500.00
General Motors Corp.	10812	5/30	756.00
General Motors Corp.	10813	5/30	555.00
N S Marketing	10814	5/31	6,442.10
N S Marketing	10820	5/31	2,772.00
D.A. Campbell & Co., Inc.	10816	6/3	1,140.00
DeSantis Coatings	10817	6/3	1,900.00
Elyria Concrete Step	10818	6/3	82.20
Ohio Formulators, Inc.	10819	6/3	367.50
N.S. Marketing	10822	6/4	4,293.90
J.C. Whitlam Mfg. Co.	10823	6/5	1,125.00
Akron Paint & Varnish Co.	10824	6/5	1,800.00
E.E. Zimmerman Co.	10825	6/5	3,645.00
Conap, Inc.	10826	6/6	5,432.00
Smith Chemical Co.	10827	6/5	4,200.00
General Electric	10828	6/9	4,840.00
D.A. Campbell & Co., Inc.	10829	6/7	396.00
The Dexter Corp.	10830	6/11	352.00
Superior Industries	10831	6/11	2,271.50
D.A. Campbell and Co., Inc.	10832	6/11	237.60
Electro-General Plastics	10833	6/11	79.20
Smith Chemical Co	10834	6/11	3,900.00
Airborne Mfg.	10836	6/11	191.40
General Motors Corp.	10837	6/11	684.00
D.A. Campbell & Co., Inc.	10838	6/12	4,408.00
Mr. Bob Gaydash	10840	6/16	76.45
N S Marketing	10841	6/18	5,600.00
Mr. Bob Gaydash	10842	6/19	305.80
Elroy Turpentine	10844	6/23	7,260.00
Smith Chemical	12736	6/25	3,900.00
Ken's Woodcraft	10846	6/25	105.75
All American Co.	10847	6/25	96.80
Smith Chemical	10849	6/26	1,111.00
Elwin G. Smith-Pitts	10850	6/25	180.00
Westbrook Auto Body	12726	6/26	82.50
Lorain Products Corp.	12727	6/26	353.75
General Motors Corp.	12729	6/26	744.00
Smith Chemical Co.	12730	6/30	4,200.00
Stryp Kleen	12731	6/30	108.55
Airborne Mfg.	12732	6/30	191.40
Goodyear Tire & Rubber	12748	6/30	1,950.00

*Revised  
as of  
6/30/80.  
1-9-80*

Erie Coatings	08944	9/7/78	1,180.00
Erie Coatings	08624	10/5/78	700.00
Erie Coatings	11239	3/15	1,600.00
Lowé Chemical	CM#0187	5/23	(16.50)
Limbacher Paint & Color	11242	3/19	200.00
Lowé Chemical Co.	10128	6/11	220.00
Cuyahoga Chemical Co.	10106	5/25	90.00
Erie Coatings	09615	8/16	1,200.00
Ashland Chemical-Freedom	CM#0192	9/30	(385.00)
American Display	10291	11/29	192.00
F.B.C. Corp.	10366	12/31	2,146.20
American Display	10337	1/8	94.60
American Display	10340	1/9	288.00
Parker Insul. Foam	10359	1/22	152.50
American Display	10374	1/31	512.80
American Display	10459	3/26	103.40
Ohio Formulators, Inc.	10726	4/2	338.00
Connor Corp.	10733	4/7	145.00
Smith Chemical Co.	10735	4/9	4,380.00
Smith Chemical Co.	10740	4/14	3,850.00
Chemical Recovery Systems	10745	4/16	2,625.00
Chemical Recovery Sytems	10749	4/18	1,584.00
Chemical Recovery systems	10751	4/21	1,540.00
Plasti Kote Co.	10752	4/25	1,950.00
Sherwin Williams	10755	4/23	1,032.00
N S Marketing	10763	4/25	6,160.00
Cuyahoga Chemical Co.	10767	4/29	1,200.00
Akron Paint & Varnish	10768	4/29	1,800.00
Smith Chemical	10770	4/30	4,200.00
Smith Chemical	10776	5/1	1,145.00
All American Co.	10777	5/2	96.80
Smith Chemical	10779	5/6	3,150.00
N S Marketing	10783	5/8	3,373.15
General Motors-Lordstown	10784	5/8	684.00
Smith Chemical	10787	5/13	2,800.00
Jamestown Paint & Varnish	10791	5/14	5,073.25
Smith Chemical	10793	5/15	3,900.00
Cambridge Coatings	10794	5/16	2,100.00
N S Marketing	10795	5/20	4,037.00
Standard Pipeprotection	10796	5/20	361.00
Roof-Tech Systems	10797	5/20	366.30
Chemical Recovery systems	10798	5/21	2,940.00
Smith Chemical	10799	5/22	3,500.00
All American Co.	10800	5/27	84.70
Mr. Bob Gaydash	10801	5/27	305.80
Elwin G. Smith	10802	5/28	4,700.00
General Motors	10803	5/28	995.25
Astatic Corp.	10805	5/28	462.00
Sprayon Products	10807	5/29	2,280.00
All American Co.	10808	5/30	84.70
Ashland Chemical Co.	10810	5/30	1,776.50
Paint Products, Inc.	10811	5/30	4,500.00
General Motors Corp.	10812	5/30	756.00
General Motors Corp.	10813	5/30	555.00
N S Marketing	10814	5/31	6,442.10
N S Marketing	10820	5/31	2,772.00
D.A. Campbell & Co., Inc.	10816	6/3	1,140.00
DeSantis Coatings	10817	6/3	1,900.00
Elyria Concrete Step	10818	6/3	82.20
Ohio Formulators, Inc.	10819	6/3	367.50
N.S. Marketing	10822	6/4	4,293.90
J.C. Whitlam Mfg. Co.	10823	6/5	1,125.00
Akron Paint & Varnish Co.	10824	6/5	1,800.00
Conap, Inc.	10826	6/6	5,432.00

4,000.00



Smith Chemical Co.	10827	6/5	4,200.00
General Electric	10828	6/9	4,840.00
D.A. Campbell & Co., Inc.	10829	6/7	396.00
The Dexter Corp.	10830	6/11	352.00
Superior Industries	10831	6/11	2,271.50
D.A. Campbell an Co., Inc.	10832	6/11	237.60
Electro General Plastics	10833	6/11	79.20
Smith Chemical Co.	10834	6/11	3,900.00
Airborne Mfg.	10836	6/11	191.40
General Motors Corp.	10837	6/11	684.00
D.A. Campbell & Co.	10838	6/12	4,408.00
Mr. Bob Gaydash	10840	6/16	76.45
N S Marketing	10841	6/18	5,600.00
Mr. Bob Gaydash	10842	6/19	305.80
Elroy Turpentine	10844	6/23	7,260.00
Smith Chemical	12736	6/25	3,900.00
All American Co.	10847	6/25	96.80
Smith Chemical	10849	6/26	1,111.00
Elwin G. Smith-Pitts	10850	6/25	180.00
Westbrook Auto Body	12726	6/26	82.50
Lorain Products Corp.	12727	6/26	353.75
General Motors Corp.	12729	6/26	744.00
Smith Chemical Co.	12730	6/30	4,200.00
Stryp Kleen	12731	6/30	108.55
Airborne Mfg.	12732	6/30	191.40
Goodyear Tire & Rubber	12748	6/30	1,950.00
Smith Chemical	10785	5/10 ***	3,139.00
Chem-Materials Co., Inc.	12733	7/1	409.20
Lake Shore Industries	12735	7/1	1,015.00
J C Whitlam Mfg.	12737	7/2	1,580.00
Smith Chemical Co.	12738	7/3	4,860.00
Sherwin Williams Co.	12739	7/7	977.50
R. M. B. Automotive	12740	7/7	93.50
Mr. Bob Gaydash	12741	7/9	305.80
Smith Chemical Co.	12743	7/7	959.20
N S Marketing	12746	7/8	2,604.00
N S. Marketing	12749	7/10	4,800.00
D. A. Campbell & Co.	12750	7/9	825.00
Ken's Woodcraft	12751	7/9	203.65
Ashland Chemical Co.	12752	7/10	3,410.00
D. A. Campbell Co.	12753	7/11	792.00
N S Marketing	12754	7/14	4,848.80
Jamestown Paint & Varnish	12755		
Airborne Mfg.	12756	7/15	191.40
Electro-General Plastics	12757	7/15	93.60
The Dexter Corp.	12758	7/16	352.00
Bay City Finishing	12759	7/16	85.25
N S Marketing	12760	7/17	5,096.96
Chemical Recovery Systems, Inc.	12761	7/18	600.00
Chemical Recovery Systems, Inc.	12762	7/18	2,625.00
Ashland Chemical Co.	12763	7/18	1,468.50
N.S. Marketing	12764	7/21	6,398.28
N.S. Marketing	12765	7/19	5,040.00
Smith Chemical Co.	12766	7/23	1,199.00
Elwin G. Smith	12767	7/25	3,720.00
N S Marketing	12768	7/25	319.00
N S Marketing	12769	7/25	63.80
N S Marketing	12770	7/28	10,180.80
Mr. Bob Gaydash	12771	7/30	305.80
N S Marketing	12772	7/29	4,737.60
Sherwin Williams Co.	12773	7/29	n/c
Chemical Recovery Systems	12775	7/30	4,197.60
Erie Coatings	12776	7/30	693.00
N S Marketing	12777	7/30	138.03

6/30/50 OK  
165,322.10

Erie Coatings	08944	9/7/78	1,180.00
Erie Coatings	08624	10/5/78	700.00
Erie Coatings	11239	3/15	1,600.00
Low Chemical	CM#0187	5/23	(16.50)
Limbacher Paint & Co.	11242	3/19	200.00
Low Chemical Co.	10128	6/11	220.00
Cuyahoga Chemical Co.	10106	5/25	90.00
Erie Coatings	09615	8/16	1,200.00
Ashland Chemical Co.-Freedom	CM#0192	9/30	(385.00)
American Display	10291	11/29	192.00
F.B.C. Corp,	10366	12/31	2,146.20
American Display	10337	1/8	94.60
American Display	10340	1/9	288.00
Parker Insul. Foam	10359	1/22	152.50
American Display	10374	1/31	512.80
American Display	10459	3/26	103.40
Ohio Formulators, Inc.	10726	4/2	338.00
Chemical Recovery Systems	10745	4/16	2,625.00
Chemical Recovery Systems	10749	4/18	1,584.00
Chemical Recovery Systems	10751	4/21	1,540.00
Cuyahoga Chemical Co	10767	4/29	1,200.00
Smith Chemical	10787	5/13	2,800.00
Smith Chemical	10793	5/15	3,900.00
Cambridge Coatings	10794	5/16	2,100.00
Roof-Tech Systems	10797	5/20	366.30
Chemical Recovery Systems	10798	5/21	2,940.00
Smith Chemical	10799	5/22	3,500.00
Astatic Corp.	10805	5/28	462.00
Sprayon Products	10807	5/29	2,280.00
Paint Products, Inc.	10811	5/30	4,000.00
General Motors Corp.	10812	5/30	756.00
N S Marketing	10814	5/31	6,442.10
N S Marketing	10820	5/31	2,772.00
N S Marketing	10822	6/4	4,293.90
J.C. Whitlam Mfg. Co.	10823	6/5	1,125.00
Akron Paint & Varnish Co.	10824	6/5	1,800.00
Smith Chemical Co.	10827	6/5	4,200.00
Smith Chemical Co.	10834	6/11	3,900.00
N S Marketing	10841	6/18	5,600.00
Mr. Bob Gaydash	10842	6/19	305.80
Smith Chemical	12736	6/25	3,900.00
All American Co.	10847	6/25	96.80
Smith Chemical	10849	6/26	1,111.00
Westbrook Auto. Body	12726	6/26	82.50
Smith Chemical Co.	12730	6/30	4,200.00
Stryp Kleen	12731	6/30	108.55
Airborne Mfg.	12732	6/30	191.40
Goodyear Tire & Rubber	12748	6/30	1,950.00
Smith Chemical	10785	5/10***	3,139.00
Chem-Materials Co., Inc.	12733	7/1	409.20
Lake Shore Industries	12735	7/1	1,015.00
J. C. Whitlam Jfg.	12737	7/2	1,580.00
Smith Chemical Co.	12738	7/3	4,860.00
Sherwin Williams Co.	12739	7/7	977.50
R.M.B. Automotive	12740	7/7	93.50
Mr. Bob Gaydash	12741	7/9	305.80
Smith Chemical co.	12743	7/7	959.20
N S Marketing	12746	7/8	2,604.00
N S Marketing	12749	7/10	4,800.00
D.A. Campbell & Co.	12750	7/9	825.00
Ashland Chemical Co.	12752	7/10	3,410.00
D.A. Campbell Co.	12753	7/11	792.00
N S Marketin-	12754	7/14	4,848.80
Jamestown Paint & Varnish	12755	7/15	5,358.00

10785

Airborne Vfg.	12756	7/15	191.40
Electro-General Plastics	12757	7/15	93.60
The Dexter Corp.	12758	7/16	352.00
Bay City Finishing	12759	7/16	85.25
N S Marketing	12760	7/17	5,096.96
<del>Chemical Recovery Systems,</del>	<del>12761</del>	<del>7/18</del>	<del>600.00</del>
<del>Chemical Recovery Systems</del>	<del>12762</del>	<del>7/18</del>	<del>2,625.00</del>
Ashland Chemical Co.	12763	7/18	1,468.50
N S Marketing	12764	7/21	6,398.28
N S Marketing	12765	7/19	5,040.00
Smith Chemical Company	12766	7/23	1,199.00
Elwin G. Smith	12767	7/25	3,720.00
N S Marketing	12768	7/25	319.00
N S Marketing	12769	7/25	63.80
N S Marketing	12770	7/28	10,180.80
Mr. Bob Gaydash	12771	7/30	305.80
N S Marketing	12772	7/29	4,737.60
Sherwin Williams Co.	12773	7/29	n/c
<del>Chemical Recovery Systems, Inc.</del>	<del>12775</del>	<del>7/30</del>	<del>4,197.60</del>
N S Marketing	12777	7/30	138.03
Nordson Corporation	12774	7/29	1,805.40
<del>Eric Coatings</del>	<del>12776</del>	<del>7/30</del>	<del>693.00</del>
Nortru, Inc.	12778	7/25	3,705.00
N S Marketing	12781	7/31	350.00
N S Marketing	12783	7/25	5,040.00

inc

returned  
8/6/80

	12779	7/29	1,805.40
	12780	7/29	1,805.40
	12782	7/29	1,805.40
	12784	7/29	1,805.40
	12785	7/29	1,805.40
	12786	7/29	1,805.40
	12787	7/29	1,805.40
	12788	7/29	1,805.40
	12789	7/29	1,805.40
	12790	7/29	1,805.40
	12791	7/29	1,805.40
	12792	7/29	1,805.40
	12793	7/29	1,805.40
	12794	7/29	1,805.40
	12795	7/29	1,805.40
	12796	7/29	1,805.40
	12797	7/29	1,805.40
	12798	7/29	1,805.40
	12799	7/29	1,805.40

Essex Chemical Corp.	12802	8/18	5,151.40	
N S Marketing	12803	8/18	5,556.60	
Smith Chemical Corp.	12805	8/19	5,880.00	
<del>Stang Motor Sales, Inc.</del>	<del>12806</del>	<del>8/19</del>	<del>93.50</del>	
<del>The Dexter Corp.</del>	<del>12810</del>	<del>8/21</del>	<del>352.00</del>	
<del>Products Research</del>	<del>12811</del>	<del>8/21</del>	<del>110.55</del>	
Whirlpool Corp.-Findlay	12813	8/25	2,760.00	
Airborne Mfg.	12814	8/25	191.40	
Artesian Industries	12815	8/26	468.00	
Chemical Recovery Systems,	12816	8/26	900.00	
<del>Ashland Chemical-Freedom</del>	<del>12817</del>	<del>8/27</del>	<del>3,451.60</del>	
<del>A-1 Welding &amp; Fabricating</del>	<del>12818</del>	<del>8/28</del>	<del>203.50</del>	
<del>National Acme</del>	<del>12819</del>	<del>8/28</del>	<del>1,758.90</del>	
Electro-General Plastics	12820	8/28	93.60	
N S Marketing	12821	8/29	4,805.64	
Connor Corp.	12822	8/28	303.60	
Chemical Recovery Systems	12827	8/31	1,200.00	
N S Marketing	12832	8/29	46.00	
<del>Ashland Chemical-Midwest</del>	<del>12809</del>	<del>8/21</del>	<del>1,721.50</del>	
<del>N S Marketing</del>	<del>10814</del>	<del>5/31</del>	<del>87.14</del>	<i>Aug</i>
<del>N S Marketing</del>	<del>10822</del>	<del>6/4</del>	<del>95.47</del>	<i>Aug</i> <i>181,955.22</i>
Tronco	12826	9/2	33.99	
N S Marketing	12828	9/8	4,616.64	
N S Marketing	12829	9/9	4,972.80	
<del>N S Marketing</del>	<del>12831</del>	<del>9/11</del>	<del>4,500.00</del>	<i>VOID</i>
Akron Paint & Varnish	12834	9/12	1,800.00	
Mid American Warehouse	12833	9/11	1,800.00	
Liberty Solvents & Chemical	12835	9/12	795.00	
N S Marketing	12836	9/15	4,278.12	
N S Marketing	12837	9/15	5,040.00	
N S Marketing	12838	9/16	4,020.00	
N S Marketing	12839	9/16	319.00	
Ashland Chemical Co.	12840	9/17	1,331.00	
N S Marketing	12841	9/17	5,862.36	
<del>Smith Chemical Co.</del>	<del>12842</del>	<del>9/17</del>	<del>4,380.00</del>	
Stryp Kleen	12843	9/17	110.55	
Ball Chemical Co.	12844	9/18	3,060.00	
Technical Coatings	12845	9/19	3,120.00	
<del>N S Marketing</del>	<del>12846</del>	<del>9/19</del>	<del>2,700.00</del>	
Airborne Mfg.	12847	9/19	191.40	
N S Marketing	12848	9/11	4,050.00	
N S Marketing	12849	9/22	5,589.36	
Bay City Finishing	12850	9/22	93.60	
Adelphia, Inc.	12226	9/22	607.70	
D. A. Campbell	12227	9/23	1,650.00	
Pickens Plastic Co.	12228	9/23	468.00	
N S Marketing	12229	9/23	7,171.68	
The Gerstenslager Co.	12230	9/24	539.00	
Beaver Paint Co.	12231	9/25	2,753.50	
Conneaut Leather, Inc.	12232	9/25	1,248.25	
Elwin G. Smith, Pitts.	12233	9/26	1,382.40	
N S Marketing	12234	9/30	6,018.60	
Elyria Concrete Step	12235	9/30	93.50	
Smith Chemical Co.	12236	9/30	5,040.00	
Smith Chemical Co.	12237	9/17	5,040.00	
Chemical Recovery Systems	12238	9/25	900.00	
General Motors Corp.	12239	9/30	1,488.00	
N S Marketing	12240	9/30	2,450.00	
N S Marketing	12252	9/30	219.45	
N S Marketing	12253	9/30	2,420.00	
N S Marketing	12255	9/19	1,800.00	

*Retyped*  
*10-10-80*  
*as of*  
*9-30-81*

Lowe Chemical	CM#0187	5/23	(16.50)	
Lowe Chemical Co.	10128	6/11	220.00	
Ashland Chemical Co. - Freedom	CM#0192	9/30	(385.00)	
American Display	10291	11/29	192.00	
F.B.C. Corp.	10366	12/31	2,146.20	
American Display	10337	1/8	94.60	
American Display	10340	1/9	288.00	
Parker Insul. Foam	10359	1/22	152.50	
American Display	10374	1/31	512.80	
American Display	10459	3/26	103.40	
Ohio Formulators, Inc.	19726	4/2	338.00	
Cuyahoga Chemical Co.	10767	4/29	1,200.00	
Smith Chemical	10799	5/22	3,500.00	
Paint Product, Inc.	10811	5/30	4,000.00	called 9-173,500
N S Marketing	10820	5/31	2,772.00	Jan
Smith Chemical Co.	10827	6/5	4,200.00	
Smith Chemical Co.	10834	6/11	3,900.00	called 9-173,500
N S Marketing	10841	6/18	1,282.72	
Smith Chemical	12736	6/25	3,900.00	
Smith Chemical	10849	6/26	1,111.00	
Westbrook Auto Body	12726	6/26	82.50	
Smith Chemical	12730	6/30	4,200.00	
Stryp Kleen	12731	6/30	108.55	
Goodyear Tire & Rubber	12748	6/30	1,950.00	
Lake Shore Industries	12735	7/1	1,015.00	
Smith Chemical Co.	12738	7/3	4,860.00	
Sherwin Williams Co.	12739	7/7	977.50	
Mr. Bob Gaydash	12741	7/9	305.80	
Smith Chemical Co.	12743	7/7	959.20	
N S Marketing	12746	7/8	2,604.00	
Airborne Mfg.	12756	7/15	191.40	
Bay City Finishing	12759	7/16	85.25	
N S Marketing	12760	7/17	5,096.96	231.68
N S Marketing	12764	7/21	6,398.28	
N S Marketing	12765	7/19	5,040.00	240.00
Smith Chemical	12766	7/23	1,199.00	
Elwin G. Smith	12767	7/25	3,720.00	
N S Marketing	12768	7/25	319.00	
N S Marketing	12769	7/25	63.80	
N S Marketing	12770	7/28	10,180.80	
Mr. Bob Gaydash	12771	7/30	305.80	
N S Marketing	12772	7/29	4,737.60	
Sherwin Williams Co.	12773	7/29	N/C	
N S Marketing	12777	7/30	138.03	
Nordson Corp.	12774	7/29	1,805.40	
Nortru, Inc.	12778	7/25	3,705.00	
N S Marketing	12781	7/31	350.00	
N S Marketing	12783	7/25	5,040.00	
N S Marketing	12779	8/1	6,600.00	
N S Marketing	12780	8/4	6,479.76	
Standard Pipeprotection	12784	8/2	456.50	
Airborne Mfg.	12785	8/4	382.80	
N S Marketing	12786	8/6	6,019.44	
Akron Paint & Varnish Co.	12787	8/7	1,800.00	
Smith Chemical	12788	8/7	5,040.00	
N S Marketing	12789	8/6	5,040.00	
N S Marketing	12790	8/8	2,940.00	
Hukill Chemical	12791	8/8	9,298.80	
Chemical Recovery Systems	12792	8/11	1,026.10	
Coleco, Inc.	12793	8/11	385.00	
N S Marketing	12795	8/12	3,814.44	
Beaver Paint co.	12797	8/13	1,365.00	
N S Marketing	12798	8/13	277.20	
Mr. Bob Gaydash	12799	8/14	305.80	
Cannon Corp	12801	8/14	726.00	

Company Name	CM#	Date	Amount	Notes
Lowe Chemical	10128	5/23	(16.50)	
Lowe Chemical Co.	10128	6/11	220.00	
Ashland Chemical Co.-Freedom	CM#0192	9/30	(385.00)	
American Display	10291	11/29	192.00	✓
F.B.C. Corp.	10366	12/31	2,146.20	
American Display	10337	1/8	94.60	✓
American Display	10340	1/9	288.00	✓
Parker Insul. Foam	10359	1/22	152.50	
American Display	10374	1/31	512.80	✓
American Display	10459	3/26	103.40	
Ohio Formulators, Inc.	19726	4/2	338.00	- Calculated
Cuyahoga Chemical Co.	10767	4/29	1,200.00	
Smith Chemical	10785	5/10	3,139.00	
Smith Chemical	10787	5/13	2,800.00	
Smith Chemical	10793	5/15	3,900.00	
Cambridge Coatings	10794	5/16	2,100.00	
Roof-Tech Systems	10797	5/20	366.30	
Smith Chemical	10799	5/22	3,500.00	
Astatic Corp.	10805	5/28	462.00	
Sprayon Products	10807	5/29	2,280.00	
Paint Product, Inc.	10811	5/30	4,000.00	
General Motors Corp.	10812	5/30	756.00	
N S Marketing	10814	5/31	6,442.10	87.14 July
N S Marketing	10820	5/31	2,772.00	
N S Marketing	10822	6/4	4,293.90	85.42
J.C. Whitlam Mfg. Co.	10823	6/5	1,125.00	
Akron Paint & Varnish	10824	6/5	1,800.00	
Smith Chemical Co.	10827	6/5	4,200.00	
Smith Chemical Co.	10834	6/11	3,900.00	
N S Marketing	10841	6/18	5,600.00	1,282.72
Mr. Bob Gaydash	10842	6/19	305.80	
Smith Chemical	12736	6/25	3,900.00	
All American Co.	10847	6/25	96.80	
Smith Chemical	10849	6/26	1,111.00	
Westbrook Auto Body	12726	6/26	82.50	
Smith Chemical	12730	6/30	4,200.00	
Stryp Kleen	12731	6/30	108.55	
Airborne Mfg.	12732	6/30	191.40	
Goodyear Tire & Rubber	12748	6/30	1,950.00	
Chem-Materials	12733	7/1	409.20	
Lake Shore Industries	12735	7/1	1,015.00	
J.C. Whitlam Mfg.	12737	7/2	1,580.00	
Smith Chemical Co.	12738	7/3	4,860.00	
Sherwin Williams Co.	12739	7/7	977.50	
R.M.B. Automotive	12740	7/7	93.50	
Mr. Bob Gaydash	12741	7/9	305.80	
Smith Chemical Co.	12743	7/7	959.20	
N S Marketing	12746	7/8	2,604.00	
N S Marketing	12749	7/10	4,800.00	
D.A. Campbell & Co.	12750	7/9	825.00	
Ashland Chemical Co.	12752	7/10	3,410.00	
D.A. Campbell Co.	12753	7/11	792.00	
N S Marketing	12754	7/14	4,848.80	
Jamestown Paint & Varnish	12755	7/15	5,358.00	
Airborne Mfg.	12756	7/15	191.40	
Electro-General Plastics	12757	7/15	93.60	
The Dexter Corp.	12758	7/16	352.00	
Bay City Finishing	12759	7/16	85.25	
N S Marketing	12760	7/17	5,096.96	
Ashland Chemical Co.	12763	7/18	1,468.50	
N S Marketing	12764	7/21	6,398.28	
N S Marketing	12765	7/19	5,040.00	
Smith Chemical Co.	12766	7/23	1,199.00	
Elwin G. Smith	12767	7/25	3,720.00	

N S Marketing	12768	7/25	319.00	
N S Marketing	12769	7/25	63.80	
N S Marketing	12770	7/28	10,180.80	
Mr. Bob Gaydash	12771	7/30	305.80	
N S Marketing	12772	7/29	4,737.60	
Sherwin Williams co.	12773	7/29	N/C	
N S Marketing	12777	7/30	138.03	
Nordson Corp.	12774	7/29	1,805.40	
<del>Erie coatings</del>	<del>12776</del>	<del>7/30</del>	<del>693.00</del>	
Nortru, Inc.	12778	7/25	3,705.00	<i>July</i>
N S Marketing	12781	7/31	350.00	
N S Marketing	12783	7/25	5,040.00	<i>7/31/80</i>
J.C. Whitlam Mfg.	CM# 0209	7/31	(2,060.00)	<i>150,546.77</i>
N S Marketing	12779	8/1	6,600.00	
N S Marketing	12780	8/4	6,479.76	
Standard Pipeprotection	12784	8/2	456.50	
Airborne Mfg.	12785	8/4	382.80	
N S Marketing	12786	8/6	6,019.44	
Akron Paint & Varnish Co.	12787	8/7	1,800.00	
Smith Chemical	12788	8/7	5,040.00	
N S Marketing	12789	8/6	5,040.00	
N S Marketing	12790	8/8	2,940.00	
Hukill Chemical	12791	8/8	9,298.80	
Chemical Recovery Systems	12792	8/11	1,026.10	
Coleco, Inc.	12793	8/11	385.00	
N S Marketing	12795	8/12	3,814.44	
<del>N S Marketing</del>	<del>12796</del>	<del>8/12</del>	<del>2,222.00</del>	
Beaver Paint Co.	12797	8/13	1,365.00	
N S Marketing	12798	8/13	277.20	
Mr. Bob Gaydash	12799	8/14	305.80	
Connor Corp.	12801	8/14	726.00	
Essex Chemical Corp.	12802	8/18	5,151.40	
N S Marketing	12803	8/18	5,556.60	
Smith Chemical Corp.	12805	8/19	5,880.00	
Stang Motor Sales, Inc.	12806	8/19	93.50	
<del>Custom Fiberglass</del>	<del>12808</del>	<del>8/19</del>	<del>5.00</del>	
The Dexter Corp.	12810	8/21	352.00	
Products Research	12811	8/21	110.55	
Whirlpool Corp.-Findlay	12813	8/25	2,760.00	
Airborne Mfg.	12814	8/25	191.40	
Artesian Industries	12815	8/26	468.00	
Chemical Recovery Systems	12816	8/26	900.00	
Ashland Chemical-Freedom	12817	8/27	3,451.60	
A-1 Welding & Fabricating	12818	8/28	203.50	
National Acme	12819	8/28	1,758.90	
Electro-General Plastics	12820	8/28	93.60	
N S Marketing	12821	8/29	4,805.64	
Connor Corp.	12822	8/28	303.60	
<del>Chautauqua Mfg. Sales</del>	<del>12823</del>	<del>8/29</del>	<del>46.00</del>	
Chemical Recovery Systems	12827	8/31	1,200.00	
N S Marketing Inc.	12832 <i>see 12823</i>	8/29	46.00	
shland Chemical-Midwest	12809	8/21	1,721.50	

DIRTY INVENTORY



Century Plastics	12/18	3Drs.	Acetone
Therm-o-disc	1/5/74	2000 Gal.	IPA-Ours
TRW		20 Drs.	
Tropical Paint Corp.	3/20	8 Drs.	Thinner-ours
General Motors-Lordstown	3/21	6 Drs.	Purge Thinner
B. F. Goodrich	3/21	1 Drs.	Thinner-sample scrap
North American Rockwell	3/26	17 Drs.	Thinner
Therm-o-disc	4/17	6 Drs.	Alcohol
Rowland Products-Wilson Freight	4/18	35 Drs.	Thinner
Ashland Chemical	5/14	25 Drs.	Xylol-Partial
O'Sullivan Corp.S.C.	5/13	40 Drs.	Thinner
Carmac Chemical	7/24	13 Drs.	Methyl Alcohol
		1 Dr.	Ethyl Acetate
		1 Dr.	Shell Co.
		1 Dr.	Butyl Alcohol
<del>Ohio Brass</del>	<del>8/13</del>	<del>14 Drs.</del>	<del>Chloroethene-Nu</del>
<del>Chemtrol Corp.</del>	<del>9/24</del>	<del>12 Drs.</del>	<del>MEK</del>
		2 Drs.	Alcohol
		4 Drs.	Lac Thinner
Carmac Chemical	10/31	6 Drs.	Xylol
Therm-O-disc	11/25	7 Drs.	Alcohol
Chemical Recovery	12/4	4 Drs.	Trichlor
Chemical Recovery	1/13/75	18 Drs.	Freon
		7 Drs.	Tri-per Mic-Dirty
Clyde Paint & Supply	2/12	11 Drs.	Methylene Chloride-Part
Shiloh Metal	2/20	31 Drs.	Paint
Chemical Recovery	2/25	9 Drs.	Dirty Freon
		3 Drs.	Clean Freon
<del>Bison Corp.</del>	<del>3/13</del>	<del>3 Drs.</del>	<del>Tri-Per</del>
<del>Chemtron Corp.</del>	<del>5/2</del>	<del>10 Drs.</del>	<del>Blended Flammables</del>
Nol/Wood Chemical	5/6	3 Drs.	Orthodichlorobenzene
Chautauqua Chemical	5/7	2 Drs.	Solvent
Ford Motor Co.	6/3	4 Drs.	Mask Wash
Liberty Solvents & Chem.	6/4	81 Drs.	Scrap Solvent
Bison Corp.	6/19	4 Drs.	Trichlor
Quality Synthetic Rubber	7/3	10 Drs.	Used D.M.F.
Foseco, Inc.	10/13	128 Pails 36 Dr.	Dirty Alcohol
Stolle Corp.	10/21	50 Drs.	Dirty Solvent
Eastman Kodak	11/12	40 Drs.	Xylene
<del>Taylor Metal</del>	<del>11/17</del>	<del>4 Drs.</del>	<del>Trichlor</del>
		<del>3 Drs.</del>	<del>MEK</del>
		<del>3 Drs.</del>	<del>Empty</del>
<del>Bison Corp.</del>	<del>5/10</del>	<del>15 Drs.</del>	<del>1,1,1,(6168)</del>
		<del>3 Drs.</del>	<del>1,1,1,(5439)</del>
		<del>20 Drs.</del>	<del>Waste Paint</del>
Republic Steel	5/28	14 Drs.	Sludge?
International Amalgamated			
Thingmakers	7/27	150 Gals.	Stoddard Solvent
Standard Injection Molding	8/4	9 Drs.	Methylene Chloride
Sinclair & Valentine	12/15	37 Drs.	Thinner
	4/19	36 Drs.	Thinner
<del>Browning Ferris</del>	<del>4/22</del>	<del>7 Drs.</del>	<del>1,1,1,</del>
C & C Supply	4/26	17 Drs.	Xylene-X
Adelphia, Inc.	5/3	10 Drs.	Toluene
<del>Franklin Chemical</del>	<del>5/9</del>	<del>30 Drs.</del>	<del>Thinner-Scrap</del>
Industrial Reclamation	5/17	80 Drs.	Acetone/Toluene
Jack Webb	6/28	75 Drs.	Trichlor-Acetone/Toluol
Quikut	5/23	75 Drs.	Trichlor
Goodyear Tire & Rubber	6/14	76 Drs.	Scrap Solvent Cement
Browning Ferris	6/21	29 Drs.	Dirty Thinner
Industrial Reclamation	6/27	72 Drs.M C	4 Drs. Solvent
<del>DuPont Chemical</del>	<del>6/29</del>	<del>14 Drs.</del>	<del>Methylene Chloride</del>
Carmac Chemical	6/13	11 Drs.	Solvent
Miller Studio, Inc.	7/6	18 Drs.	Mask Wash
<del>Franklin Glue</del>	<del>7/8</del>	<del>80 Drs.</del>	<del>Sludge</del>
Soil Services	7/12	80 Drs.	Waste Solvents
<del>Avery Label Co</del>	<del>7/29</del>	<del>25 Drs.</del>	<del>Dirty Thinner</del>
Sinclair & Valentine	8/17	48 Drs.	Dirty Thinner
Allegheny Solvents	9/12	71 Drs.	Used Solvent
Gorden Terminal	9/13	10 Drs.	Styrene Monomers
		1 DR.	Mixed Aromatics
Lorain Products	9/26	25 Drs.	Dirty Thinner
PPG Industries	10/3	80 Drs.	IPA

	10/6	80 Drs.	IPA
		80 Drs.	IPA
	10/11	80 Drs.	IPA
	10/12	72 Drs.	IPA
		80 Drs.	IPA
	10/13	79 Drs.	IPA
	10/14	80 Drs.	IPA
	10/18	80 Drs.	IPA
		80 Drs.	IPA
	10/19	68 Drs.	IPA
<del>Cameo, Inc.</del>	<del>11/10</del>	<del>23 Drs.</del>	<del>Dirty Thinner</del>
<del>PPG</del>	<del>11/15</del>	<del>78 Drs.</del>	<del>Mixed Butyl Cellosolve, MIBK, Toluene</del>
<del>American Ghemsol</del>	<del>11/30</del>	<del>25 X 55 Drs.</del>	<del>Mixed Chlorinateds</del>
	11/30	22 X 30 Drs.	Mixed Chlorinateds
Allegheny Solvents	9/12	71 Drs.	Used Solvents
Gorden Terminal	9/13	10 Drs.	Styrene Nonomers
		1 Dr.	Mixed Aromatics
<del>Lorain Products</del>	<del>9/26</del>	<del>25 Drs.</del>	<del>Dirty Thinner</del>
<del>PPG Industries</del>	<del>10/3</del>	<del>80 Drs.</del>	<del>IPA</del>
		80 Drs.	IPA
PPG	10/11	80 Drs.	IPA
PPG	10/12	72 Drs.	IPA
PPG	10/12	80 Drs.	IPA
PPG	10/13	79 Drs.	IPA
PPG	10/14	80 Drs.	IPA
PPG Ind.	10/18	80 Drs.	IPA
PPG	10/18	80 Drs.	IPA
PPG	10/19	68 Drs.	IPA
<del>Cameo, Inc.</del>	<del>11/15</del>	<del>23 Drs.</del>	<del>Dirty Acetone</del>
<del>PPG</del>	<del>11/15</del>	<del>78 Drs.</del>	<del>Mixed Butyl Cellosolve, MIBK, Toluene</del>
<del>American Ghemsol</del>	<del>11/30</del>	<del>25 X 55 Drs.</del>	<del>Mixed Chlorinateds</del>
	11/30	22 X 30 Drs.	Mixed Chlorinateds
Allegheny Solvents	11/30	31 Drs.	Mixed Solvents
PPG	1/3/78	71 Drs.	Dirty Thinner
Sinclair & Valentine	1/10	55 Drs.	Dirty Thinner
Miller Studio	1/19	16 Drs.	Dirty Wash Solvent
<del>Owens Illinois</del>	<del>4/10</del>	<del>67 Drs.</del>	<del>Ethyl Alcohol</del>
General Electric	4/14	12 Drs.	Dirty Xylene
<del>Owens Illinois</del>	<del>5/11</del>	<del>48 Drs.</del>	<del>Ethyl Alcohol</del>
PPG	5/11	80 Drs.	Dirty Thinner
PPG	5/23	79 Drs.	Dirty Thinner
G & G Supply	6/28	800 Gals.	Tri Chlor
Sinclair & Valentine	7/17	63 Drs.	Dirty Thinner
PPG	8/8	80 Drs.	Dirty Thinner
Allegheny Solvents	8/11	6 Drs.	Mixed Alcohol
		1 Drs.	Mixed Ketones
		1 Dr.	Mixed Napthas
Carmac Chemical	8/23	30 Drs.	Solvent 420
<del>Carmac Chemical</del>	<del>9/12</del>	<del>3,200#</del>	<del>Mineral Spirits</del>
PPG	9/21	79 Drs.	Dirty Thinner
<del>Owens Illinois</del>	<del>9/25</del>	<del>41 Drs.</del>	<del>Ethyl Alcohol</del>
PPG Industries	9/29	46 Drs.	Dirty Thinner
C & C Supply (Gen Elect)	10/9	41 Drs.	Dty Methylene Chloride
Yonkin Majestic	10/13	6000 Drs.	Xylene
<del>Carmac Chemical</del>	<del>10/23</del>	<del>4 Drs.</del>	<del>Recclai med Mineral Spirits</del>
<del>PPG Industries</del>	<del>10/27</del>	<del>80 Drs.</del>	<del>Butyl cellosolve</del>
Lake Shore Industries	11/13	14 Drs.	Dirty Methylene Chloride
		24 Drs.	Empty
<del>PPG Industries</del>	<del>12/1</del>	<del>80 Drs.</del>	<del>000 Dirty Thinner</del>
<del>Eric Universal</del>	<del>12/18</del>	<del>37 Drs.</del>	<del>Dirty Acetone</del>
		25 Drs.	Clean
<del>Kalcor Coatings Co.</del>	<del>12/20</del>	<del>79 Drs.</del>	<del>Scrap Xylene</del>
<del>PPG Industries</del>	<del>12/27</del>	<del>80 Drs.</del>	<del>000 Dirty Thinner</del>
Carmac Chemical	1/3	4 Drs.	Dirty Mineral Spirits
PPG Industries	1/4	80 Drs.	000 Dirty Thinner
Sprayon Products, Inc.	1/5	76 Drs.	Scrap Solvent
The Hoover Co.	1/11	54 Drs.	Dirty Xylol
Sprayon Products	1/12	37 Drs.	Scrap Solvent
PPG Industries	1/16	80 Drs.	000 Dirty Thinner
PPG Industries	1/18	80 Drs.	000 Dirty Thinner, dty
Sprayon Products	1/19	60 Drs.	Scrap Solvent
Sprayon Products	2/2	40 Drs.	Scrap Solvent
Auto & Industrial Finishes	2/9	20 Drs.	Primer Thinner
Fisher Price Toys	2/8	28 Drs.	Dirty MEK
Conneaut Leather, Inc.	2/8	23 Drs.	Dirty Thi nner

*same*

Sprayon Products	2/9	28 Drs.	Scrap Solvent
PPG Industries	2/13	80 Drs.	000 Dirty Thinner
Sprayon Products	2/16	54 Drs.	Scrap Solvent
Sprayon Products	2/23	22 Drs.	Scrap Solvent
Garmac Chemical	3/1	7 Drs.	Dirty Mineral Spirits
Sprayon Products	3/2	40 Drs.	Scrap Solvent
Sherwin Williams	3/5	9 Drs.	Dirty Thinner
American Greeting Corp.	3/2	22 Drs.	Perchlor
Uniroyal, Inc.	3/5	75 Drs.	Scrap Xylene
Lake Shore Industries	3/5	5 Drs.	Dirty Methylene Chlorid
Ashland Chemical Co. Freedom	3/8	16 Drs.	Dirty 1,1,1,
Limbacher Paint & Color	3/8	80 Drs.	Dirty Solvent
Sprayon Products	3/9	31 Drs.	Scrap Solvent
Uniroyal, Inc.	3/15	2,800 Gal.	Dirty MEK
Limbacher Paint & Color	3/19	80 Drs.	Dirty Solvent
Chemical Recovery Systems	3/21	30' -16' I Beam	
Sprayon Products	3/23	31 Drs.	Scrap Solvent
Eagle Rubber Co.	3/23	32 Drs.	Dirty MEK
Lake Shore Industries	3/26	4 Drs.	Drums
Luxaire, Inc.	3/28	23 Drs.	Dirty Thinner
Sprayon Products	3/30	29 Drs.	Scrap Solvent
Yankin Majestic	4/6	3,900 Gals.	Xylene
Sprayon Products	4/19	68 Drs.	Scrap Solvent
Randall Div.	4/19	11 Drs.	Dirty Mask Wash
Garmac Chem.	4/23	14 x 2 x 6 Drs.	Dirty Mineral Spi
Fisher Price Toys	4/23	14 Drs.	Dirty Mek
Continental Can Co.	4/24	6,000 Gals.	Dirty MEK
Sherwin Williams	4/30	16 Drs.	Dirty Thinner
F.B.C. Corp.	5/2	92 Drs.	Scrap Solvent
Whirlpool Corp-Clyde	5/3	44 Drs.	Xylene
Allegheny Solvents	5/4	63 Drs.	Mixed Solvents
Nordson Corp.	5/7	44 Drs.	Dirty Solvent
Sprayon Products	5/9	80 Drs.	Scrap Solvent
American Greeting	5/11	28 Drs.	7525 Blend Perchlor
Sprayon Products	5/11	59 Drs.	Scrap Solvent
Fasson	5/14	5220 Gals.	70% Toluene
Borg-Warner	5/16	17 Drs.	Waste 1,1,1 Tri
Sprayon Products	5/18	80 Drs.	Scrap Solvent
TRW Minerva Metals	5/21	28 Drs.	Dirty 1,1,1 Tri
Eagle Rubber Co.	5/21	28 Drs.	Dirty MEK
Genap	6/1	12 Drs.	Isopropyl Alcohol Anhydrous
Gorden Terminal	6/5	63 Drs.	Mixed Chlorinated
Conap	6/1	27 Drs.	M-Pyrol
Gorden Terminal	6/5	63 Drs.	Mixed Chlorinated
Canton Wood Products	6/11	80 Drs.	Dirty Leaker
Sprayon Products	6/11	5500 Gals.	Scrap Solvent
Chemical Recovery	6/11	6500 Gals.	Spent Solvent
Dexter Corp.	6/18	34 Drs.	Dirty Thinner
Ashland Chemical Co.	6/13	63 Drs.	Dirty Mask Wash
Astatic Corp.	6/14	9 Drs.	Dirty Thinner
Beaver Paint Co.	6/14	54 Drs.	Dirty Solvent
Young Chemical Co.	6/14	62 Bags	Calcium Chloride
Industrial Chemical	6/14	10 Drs.	Liquid Caustic
Jamestown Finishes Division	6/14	5,200 Gals.	Dirty Thinner
Conneaut Leather, Inc.	6/15	23 Drs.	Dirty Thinner
Chemical Recovery Systems, Inc.	6/15		Drum-Crusher
Wayne Disposal, Inc.	6/15	78 Drs.	Solid Drums
Conneaut Leather, Inc.	6/15	23 Drs.	Dirty Thinner
Carter Oil Co.	6/18	5,500 Gals.	Waste Solvent
Ford Motor Co.	6/18	3,000 Gals.	Xylene
PPG Industries, Inc.	6/18	5,200 Gals.	Dirty Mill Wash
G & C Supply	6/19	80 Drs.	Dirty Acetone
General Motors	6/19	5,000 Gals.	1631 Purge Thinner
Carter Oil Co.	6/20	5,200 Gals.	Waste Solvent
Ashland Chemical Co.	6/20	6,200 Gal.	Acetone/Toluene
PPG Industries	6/21	6,500 Gals.	Dirty Mill Wash
Uniroyal, Inc.	6/21	5,500 Gals.	Dirty Methyl Ethyl Keton
Ashland Chemical Co., Freedom	6/25	1520 Gals.	Blended Perchlor & 1,1,1
Carter Oil Co.	6/25	5,500 Gals.	Waste Solvent
Industrial Chemical Corp.	6/26	20 Drs.	Liquid Caustic
Young Chemical	6/26	38 x 100 Bags	Calcium Chloride Flakes
Sinclair & Valentine	6/26	3,000 Gals.	Dirty Solvent
PPG Industries	6/27	6,500 Gals.	Dirty Mill Wash
Allegheny Label Co.	6/28	1,800 Gals.	Dirty Solvent
Sprayon Products	6/28	79 Drs.	Scrap Solvent

Ashland Chemical Co.	6/28	57 Drs.	Dirty Mask Wash
Uniroyal, Inc.	6/29	5,000 Gals.	Dirty Methyl Ethyl Ketc
Nordson Corp.	7/2	30 Drs.	Dirty Solvent
Artesian Industries	7/2	61 Drs.	Dirty Acetone
Ohio Polychemical Co. (Yenkin)	7/3	6,000 Gals.	Xylene
Canton Wood Products	7/3		reconditioned Drums
Uniroyal, Inc.	7/6	80 Drs.	Scrap Solvent
Garter Oil Co.	7/9	6,000 Gals.	Waste Solvent
PPG Industries	7/11	6,400 Gals	Dirty Mill Wash
Dexter Corp.	7/11	48 Drs.	Dirty Thinner
Erie Universal	7/11	23 Drs.	Dirty Acetone
Hexcel Corp.	7/12	5,500 Gals.	Dirty Acetone
PPG Industries	7/13	80 Drs.	Dirty Thinner
PPG Industries	7/19	6,200 Gals.	Dirty Mill Wash
Garter Oil Co.	7/17		Waste Solvent
DeSantis Coatings	7/18	5,000 Gals.	Dirty Mill Wash
Ford Motor Co.	7/18	2,000 Gals.	Xylene
Uniroyal, Inc.	7/20	5,600 Gals.	Dirty Methyl Ethyl Ketc
Goodyear Tire & Rubber Co.	7/20	5,600 Gals.	Dirty Hexane
Garter Oil Co.	7/21	6,200 Gals.	Waste Solvent
PPG Industries, Inc.	7/23	6,500 Gals.	Dirty Mill Wash
Fasson	7/23	6,000 Gals.	70% Toluene
Whittaker Corp.	7/24	5,200 Gals.	Dirty Solvent
Jamestown Paint & Varnish	7/25	80 Drs.	Dirty Thinner
Sprayon Products	7/25	5500 Gals.	Scrap Solvent
Canton Wood Products	7/25	228 Drs.	Empty Drums Returned For Credit
G&C Supply/Kenner Toys	7/26	80 Drs.	Dirty Methylene Chloride
Uniroyal, Inc.	7/27	6500 Gals.	Dirty Methyl Ethyl Ketone
Ohio Polychemical Co.	7/27	6000 Gals.	Dirty Xylene
Bud Industries	7/27	73 Drs.	Dirty Thinner for Dispos.
Ashland Chemical Co.	7/31	45 Drs.	Dirty Mask Wash
Canton Wood Products	7/30	200 Drs.	Reconditioned Drums
Garter Oil Co.	7/30	4000 Gals.	Waste Solvent
Ford Motor Co.	7/30	500 Gals.	Xylene
Masonite Fabricators	7/31	79 Drs.	Dirty Methyl Ethyl Ketone
Ohio Polychemical Co.	8/1	6000 Gals.	Dirty Xylene
Clark Equipment Co.	8/1	22 Drs.	Trichlor
Fasson	8/2	5100 Gals.	Toluene
Uniroyal, Inc.	8/2	5578 Gals.	Dirty Methyl Ethyl Ketone
PPG Industries	8/2	80 Drs.	'000' Dirty Thinner
Imaging Systems Corp.	8/3	65 Drs.	Used Freon TA
Goodyear Tire & Rubber Co.	8/3	3000 Drs.	Pentane
Sprayon Products	8/6	6500 Gals.	Scrap Solvent
Ohio Polychemical Co.	8/6	4000 Gals.	Dirty Xylene
PPG Industries, Inc.	8/7	3700 Gals.	Dirty Mill Wash
PPG Industries	8/8	80 Drs.	'000' Dirty Thinner
H.H. Robertson Co.	8/8	36 Drs.	Dirty Methyl Ethyl Ketone
Ashland Chemical Co.	8/8		Dirty 1,1,1
The Dexter Corp.	8/8	50 Drs.	Dirty Thinner
Hexcel Corp.	8/9	4000 Gals.	Dirty Acetone
W.J. Ruscoe Co.	8/10	23 Drs.	Dirty Solvent
Ashland Chemical Co.	8/10	6300 Gals.	Acetone/Toluene
Canton Wood Products	8/10	160 Drs.	Solvent 1280
Masonite Fabricators	8/14	40 Drs.	Reconditioned Drums
Kenner Toy	8/14	40 Drs.	Dirty Methyl Ethyl Ketone
General Motors	8/15	5000 Gal.	Dirty Methylene Chloride
Owens Illinois	8/16		1631 Purge Thinner
Sprayon Products	8/16	5500 Gal.	Ethyl Alcohol
Uniroyal, Inc.	8/16	79 Drs.	Scrap Solvent
Uniroyal, Inc.	8/16		Scrap Xylel
Herwin Williams Co.	8/17	13 Drs.	Dirty Thinner
PPG Industries, Inc.	8/21	80 Drs.	'000' Dirty Thinner
General Motors Lordstown	8/21	5500 Gal.	1631 Purge Thinner
Elwin G. Smith	8/20	5500 Gal.	Dty Mill Wash
PPG Industries	8/22	5200 Gal.	'A' Stream
PPG Industries	8/21	5200 Gal.	'A' Stream
PPG Industries	8/23		'A' Stream
Jobart Corp.	8/23	78 Drs.	Scrap Methyl Ethyl Ketone
Leaver Paint Co.	8/23	58 Drs.	Dirty Solvent
General Motors	8/23	5500 Gal/	1631 Purge Thinner
Fasson	8/27	5200 Gal.	70% Toluene


SCRAP

4 shipped

Whirlpool Corp.	8/28	6000 Gal.	Dirty Solvent
J.T. Young	8/28	27 Dr.	Toluene
Sprayon Products	8/30	2,000 Gal.	Scrap Solvent
PPG Industries	<del>8/31</del> 8/31	3,800 Gal.	'B' Stream
Randall Company	8/31	14 Drs.	Mask Wash
Sprayon Products	8/31	5,000 Gal.	SS
Dowell Division - Youngstown	8/31	7 Drs.	Chloroethene Nu
General Motors - Lordstown	9/4	5,700 Gal.	Purge Thinner
Chemical Recovery Sys.	9/4	6,000 Gal.	Toluene - NW Clean
Uniroyal, Inc.	9/5	6,500 Gal.	M.E.K.
Jamestown Paint & Varnish	9/6	80 Drs.	Dirty Thinner
Molded B' Fiberglass	9/7	48 Drs.	Waste Solvent
Ford Motor Company	9/5	1,000 Gal.	Xylene
Fasson Corp.	9/10	6,000 Gal.	70% Toluene
The Dexter Corp.	9/10	47 Drs.	Thinner
Lowe Chemical Co.	9/10	70 Bags	Calcium Chloride
Nordson Corporation	9/10	41 Drs.	Dirty Solvents
Fasson Corp.	9/11	6,000 Gal.	70% Toluene
PPG Industries	9/11	80 Drs.	000 Dirty Thinner
Ashland Chemical Company	9/11	38 Drs.	Dirty Mask Wash
Sprayon Products	9/12	5,600 Gal.	SS
Chemical Recovery Systems, Inc.	9/13	4,500 Gal.	Wash Thinner (Japco)
Fasson Corp.	9/13	4,100 Gal.	70% Toluene <del>Stop</del>
Ashland Chemical Co. (Freedom)	9/14	11 Drs.	Dirty 1,1,1
Allegheny Solvents	9/14	39 Drs.	Mixed Solvents
American Colors, Inc.	9/14	19 Drs.	Dirty Acetone
Hexcel Corporation	9/17	5700 Gal.	Dirty Acetone
Canton Wood Products	9/18	208 Dirty Drs.	Returned for credit
Artesian Industries	9/18	59 Drs.	Dirty Acetone
General Motors - Lordstown	9/19	5800 Gal.	Purge Thinner
PPG Industries - Springdale	9/19	80 Drs.	Dirty - 000
C & C Supply/Kenner Toys	9/20	40 Drs.	Methylene Chloride
Ball Chemical Co.	9/20	6100 Gal.	Dirty Thinner
C & C Supply/Masonite Corp.	9/20	39 Drs.	Scrap solvent
Chemical Recovery - Romulus	9/21	2000 Gal.	98% Toluene
Uniroyal, Inc.	9/24	2,935 Gal.	Methyl Ethyl Ketone
B. F. I. - Charleston	9/22	3,800 Gal.	Toluene
Canton Wood Products	9/24	200 Empty	Drums
PPG Industries	9/25	79 Drs.	'000'
Sprayon Products	9/25	4600 Gal.	SS
Allegheny Solvents	9/26	1 Dr.	Methylene Chloride
Technical <del>XXXXX</del> Coatings	9/27	5500 Gal.	Wash Solvent
Ashland Chemical - Freedom	9/26	6200 Gal.	Acetone/Toluene
Ferriot Brothers, Inc.	9/27	72 Drs.	M.E.K.
W. J. Ruscoa Co. (Akron)	9/27	7 Drs.	Methyl Heptyl Ketone
Ashland Chemical Co. - W.110	9/28	3500 Gal.	Xylene
Neville Chemical	9/28	5950 Gal.	Pentene Distillate
Gordon Terminal Service Co.	10/1	20 Drs.	Antifreeze
	10/01	1 1/2 Dr.	Perchlor
	10/1	10 Drs.	Trichlorethylene
	10/1	3 Drs.	1,1,1
	10/1	2 Drs.	Menthol Antifreeze
	10/1	2 1/2 Drs.	Methylene Chloride
Fasson	10/1	5200 Gal.	Toluene
Chemical Recovery Systems,	10/2	1725 Gal.	1,1,1
Cambridge Coatings, Inc.	10/2	2,000 Gal.	Wash Solvent
Carter Oil	10/2	2,000 Gal.	Oil
General Motors - Lordstown	10/3	5200 Gal.	Reclaimed Thinner (CLEAN)
Elwin G. Smith	10/4	6200 Gal.	Dirty Mill Wash
The Dexter Corp.	10/5	36 Drs.	Dirty Thinner
Chemical Recovery Systems, Inc.	10/5	1	Drum Crusher
Lake Shore Industries	10/5	8 Drs.	Methylene Chloride
Industrial Chemical Corp.	<del>XXXX</del> 10/8	20 Drs.	Liquid Caustic - 50%
Sprayon Products	10/9	5800 Gal.	SS
Uniroyal, Inc.	10/9	5700 Gal.	M.E.K.
Fasson	10/9	6,000 Gal.	70% Toluene
Fasson	10/10	6,000 Gal.	70% Toluene
J. T. Young	10/2	54 Drs.	Waste Solvents
Browning Ferris Industries	10/5	2,000 Gal.	Heptane/Toluene
Bud Industries	10/11	1500 Gal.	Toluene
Hysol Division	10/11	80 Drs.	Dirty Solvent
PPG - Cleve.	10/12	5500 Gal.	Mill Wash
Shell Chemical	10/16	6,000 Gal.	Naptha Mix
Jamestown Paint & Varnish	10/17	80 Drs.	Thinner
Ashland Chemical Co.	10/18	54 Drs.	Mask Wash
General Motors - Lordstown	10/18	6,200 Gal.	Purge Thinner

Conap, Inc.	10/19	11 Drs.	IPA
Nexcel Corp.	10/22	5500 Gal.	Acetone
Sprayon Products	10/22	3000 Gal.	SS
Uniroyal, Inc.	10/24	5697 Gal.	MEK
Beaver Paint Co.	10/25	40 Drs.	Dirty Solvent
Dexter Corporation	10/25	53 Drs.	Dirty Thinner
Eagle Rubber Co.	10/26	50 Drs.	MEK, MISC. THINNERS
Pioneer Balloon Company	10/26	18 Drs.	Kwik-Dri
Fasson	10/29	6,000 Gal.	Toluene
Firestone Tire & Rubber Co.	10/29	2,000 Gal.	Hexane
Nordson Corporation	10/31	20 Drs.	Dirty Solvent
Fasson	10/31	5200 Gal.	Toluene
Chemical Recovery Systems	10/31	5600 Gal.	Lacquer Thinner
Jamestown Paint & Varnish Co.	11/1	79 Drs.	Dirty Thinner
Parr, Inc.	11/1	5700 Gal.	Dirty Thinner
Goodyear Tire & Rubber Co.	11/1	5200 Gal.	Hexane
Chemical Recovery Systems, Inc.	11/2	60 Drs.	Xylene
Lake Shore Industries	11/2	8 Drs.	Methylene Chloride
Ashland Chemical - Cinn.	11/3	3,700	1,1,1
Sherwin-Williams Co.	11/5	14 Drs.	Dirty Thinner
Canton Wood Products	11/6	200 Drs.	Clean
Chemical Recovery Systems, Inc.	11/6	3650 Gal.	Xylene
J. T. Young	10/29	100 Drs.	Xylene
Nolwood Chemical	11/7	2500 Gals.	Methylene Chloride
Chemical Recovery	11/9	6000 Gals.	Toluene
Fasson	11/10	6000 Gals.	70% Toluene
C & C Supply Co.	11/11	53 Drs.	Dty Methylene Chloride
Sprayon Products	11/12	6500 Gals.	Scrap Solvent
H. H. Robertson Co.	11/13	55 Drs.	Dty MEK
Canton Wood Products	11/14	137 Drs.	Empty
		200 Drs.	Reconditioned
PPG, Circleville	11/14	5500 Gals.	A Stream
Ford Motor Co.	11/14	5000 Gals.	Xylene
Ashland Chemical,	11/15	74 Gals.	Dty Mask Wash
		50	Cl Drs.
Dexter Corp.	11/16	52 Dr.	Dty Thinner
Fasson	11/8	6000 Gals.	70% Toluene
Parr, Inc.	11/19	5200 Gals.	Dty Thinner
General Motors	11/21	5200 Gals.	1631 Purge Thinner
Dow Corning	11/26	5100 Gals.	Toluene
Sprayon Products	11/27	3100 Gals.	Scrap Solvent
Ashland Chem. Freedom	11/28	5400 Gals.	Acetone/Toluene
Owens Illinois	11/28	59 Drs.	Ethyl Alcohol
Fasson	11/30	6000 Gals.	70% Toluene
Browning Ferris	12/1	3200 Gals.	Heptane
Uniroyal, Inc.	12/3	5700 Gals.	Dty MEK
Artesian Industries	12/4	53 Drs.	Dty acetone
Firestone Tire & Rubber	12/3	1500 Gals.	Hexane
Ashland Chemical-Freedom	12/5	6300 Gals.	Acetone/Toluene 1280

*Retyped*  
12/13/79



"Retyped 6/25/80"


Century Plastics	12/18	3 drs.	Acetone
Therm-o-disc	1/5/74	2000 Gals.	IPA-ours
TRW		20 drs.	
Tropical Paint Corp.	3/20	8 drs.	thinner-ours
General Motors-Lordstown	3/21	6 drs.	purge thinner
B. F. Goodrich	3/21	1 dr.	thinner-sample scrap
North American Rockwell	3/26	17 drs.	thinner
Therm-o-disc	4/17	6 drs.	alcohol
Rowland Products-Wilson Freight	4/18	35 drs.	thinner
Ashland Chemical	5/14	25 drs.	xlol-partial
O'Sullivan Corp. S.C.	5/13	40 drs.	thinner
Carmac Chemical	7/44	13 drs.	methyl alcohol
		1 dr.	ethyl acetate
		1 dr.	Shell Co.
		1 dr.	butyl alcohol
Chemtrol Corp.	9/24	12 drs.	MEK
		2 drs.	alcohol
		4 drs.	Lac thinner
Carmac Chemical	10/31	6 drs.	xylo
Therm-o-disc	11/25	7 drs.	alcohol
Chemical Recovery	12/4	4 drs.	trichlor
Chemical Recovery	1/13/75	18 drs.	Freon
		7 drs.	Tri-per Mic-dty
Clyde Paint & Supply	2/12	11 drs.	methylene chloride-part
Shiloh Metal	2/20	31 drs.	Paint
Chemical Recovery	2/25	9 drs.	dty Freon
		3 drs.	clean Freon
Nol/Wood Chemical	5/6	3 drs.	Orthodichlorobenzene
Chautauqua Chemical	5/7	2 drs.	Solvent
Ford Motor Co.	6/3	4 drs.	Mask Wash
Liberty Solvents & Chem.	6/4	81 drs.	Scrap Solvent
Bison Corp.	6/19	4 drs.	Trichlor
Quality Synthetic Rubber	7/3	10 drs.	Used D.M.F.
Foseco, Inc.	10/13	128 Pains 36 drs.	dty alcohol
Stolle Corp.	10/21	50 drs.	dty solvent
Eastman Kodak	11/12	40 drs.	xylene
Republic Steel	5/28	14 drs.	sludge
International Amalgamated Thingmakers	7/27	150 gals.	Stoddard Solvent
Standard Injection Molding	8/4	9 drs.	methylene chloride
Sinclair & Valentine	12/15	37 drs.	thinner
	4/19	36 drs.	thinner
C & C Supply Co.	4/26	17 drs.	xylene-X
Adelphia, Inc.	5/3	10 drs.	Toluene
Industrial Reclamation	5/17	80 drs.	Acetone/toluene
Jack Webb	6/28	75 drs.	trichlor-acetone/Toluol
Quikut	5/23	75 drs.	trichlor
Goodyear Tire & Rubber	6/14	76 drs.	Scrap Solvent Cement
Browning Ferris	6/21	29 drs.	dty thinner
Industrial Reclamation	6/17	72 drs.M.C.	4 drs. solvent
Carmac Chemical	6/13	11 drs.	solvent
Miller Studio, Inc.	7/6	18 drs.	mask wash
Soil Services	7/12	80 drs.	waste solvent
Sinclair & Valentine	8/17	48 drs.	dty thinner
Allegheny Solvents	9/12	71 drs.	used solvent
Gorden Terminal	9/13	10 drs.	styrene monomers
		1 dr.	mixed aromatics
PPG Industries	10/3	80 drs.	IPA
	10/6	80 drs.	IPA
		80 drs.	IPA
	10/11	80 drs.	IPA
	10/12	72 drs.	IPA
		80 drs.	IPA
	10/13	79 drs.	IPA
	10/14	80 drs.	IPA
	10/18	80 drs.	IPA
		80 drs.	IPA
	10/19	68 drs.	IPA
PPG Ind.	11/15	78 drs.	mixed butyl cellosolve, MTBK, Toluene
Allegheny Solvents	9/12	71 drs.	Used Solvent
Gorden Terminal	9/13	10 drs.	styrene nonomers
		1 dr.	mixed aromatics
PPG Industries	10/3	80 drs.	IPA
		80 drs.	IPA



Allegheny Solvents	11/30	31 drs.	mixed solvents
PPG Ind.	1/3/78	71 drs.	dtly thinner
Sinclair & Valentine	1/10	55 drs.	dtly thinner
Miller Studio	1/19	16 drs.	dtly Wash solvent
General Electric	4/14	12 drs.	dtly xylene
PPG	5/11	80 drs.	dtly thinner
PPG	5/23	79 drs.	dtly thinner
Sinclair & Valentine	7/17	63 drs.	dtly thinner
PPG	8/8	80 drs.	dtly thinner
Allegheny Solvents	8/11	6 drs.	mixed alcohol
		1 dr.	mixed ketones
		1 dr.	mixed naphthas
Carmac Chemical	8/23	30 drs.	solvent 420
PPG Ind.	9/21	79 drs.	dtly thinner
PPG Inc.	9/29	46 drs.	dtly thinner
Lake Shore Industries	11/13	14 drs.	dtly methylene chloride
		24 drs.	empty
Carmac Chemical	1/3/79	4 drs.	dtly mineral spirits
Fisher Price Toys	2/8	28 drs.	dtly MEK
Lake Shore Industries	3/5	5 drs.	dtly methylene chloride
Chemical Recovery	3/21	30' -16' I beam	
Eagle Rubber Co.	3/23	32 drs.	dtly MEK
Lake Shore Industries	3/26	4 drs.	drums
Fisher Price Toys	4/23	14 drs.	dtly MEK
F.B.C. Corp.	5/2	92 drs.	scrap solvent
Allegheny Solvents	5/4	63 drs.	mixed solvent
Eagle Rubber Co.	5/21	28 drs.	dtly MEK
PPG Ind.	7/13	80 drs.	dtly thinner
Masonite Fabricators	7/31	79 drs.	dtly MEK
Imaging Systems Corp.	8/3	4 shipped	used Freon TA
Hobart Corp.	8/23	78 drs.	scrap MEK
J. T. Young	8/28	27 drs.	Toluene
Dowell Div.-Youngstown	8/31	7 drs.	chlorothene Nu
Molded Fiberglass	9/7	48 drs.	waste solvent
Ashland Chemical-Freedom	9/14	11 drs.	Dty 1,1,1
C & C Supply/Kenner Toys	9/20	40 drs.	methylene chloride
C & C Supply/Masonite Corp.	9/20	39 drs.	scrap solvent
Allegheny Solvents	9/26	1 dr.	methylene chloride
W. J. Ruscoe Co.-Akron	9/27	7 drs.	methyl heptyl ketone
Gordon Terminal	10/1	1½ drs.	perchlor
	10/1	10 drs.	trichlorethylene
	10/1	3 drs.	1,1,1
	10/1	2 drs.	menthol antifreeze
	10/1	2½ drs.	methylene chloride
Garter Oil	10/2	2000 gals.	oil
Chemical Recovery	10/5	1	drum crusher
Lake Shore Industries	10/5	8 drs.	methylene chloride
Industrial Chemical Corp.	10/8	20 drs.	liquid caustic 50%
J. T. Young	10/2	54 drs.	waste solvents
Conap, Inc.	10/9	11 drs.	IPA
Eagle Rubber Co.	10/26	50 drs.	MEK, misc. thinners
Pioneer Balloon Co.	10/26	18 drs.	Kwik-dri
Chemical Recovery	11/2	60 drs.	xylene
Lake Shore Industries	11/3	8 drs.	methylene chloride
J. T. Young	10/29	100 drs.	xylene
Nolwood Chemical	11/7	2500 gals.	methylene chloride
Chemical Recovery	11/9	6000 gals.	toluene
Fasson	11/10	6000 gals.	70% toluene
C & C Supply Co.	11/11	53 drs.	dtly methylene chloride
Sprayon Products	11/12	6500 gals.	scrap solvent
H. H. Robertson Co.	11/13	55 drs.	dtly MEK
Canton Wood Products	11/14	137 drs.	empty
		200 drs.	reconditioned
PPG, Circleville	11/14	5500 gals.	A stream
Ford Motor Co.	11/14	5000 gals.	xylene
Ashland Chemical	11/15	74 gals.	dtly mask wash
		50	cl drs.
Dexter Corp.	11/16	52 drs.	dtly thinner
Fasson	11/8	6000 gals.	70% toluene
Parr, Inc.	11/19	5200 gals.	dtly thinner
General Motors	11/21	5200 gals.	1631 Purge thinner
Dow Corning	11/26	5100 gals.	toluene
Sprayon Products	11/27	3100 gals.	scrap solvent
Ashland Chemical-Freedom	11/28	5400 gals.	acetone/toluene

Technical Coatings	2/15/80	6500 gals.	dty wash solvent
Techno-Adhesives	2/15	5000 gals.	recl. hexane
Dow Corning	2/18	41,560#	processed toluene
Ashland Chem Freedom	2/20	5500 gals.	dty acetone/toluene
Fasson	2/22	6000 gals.	70% toluene
Chemical Recovery	2/13	4000 gals.	spent toluene
Goodyear Tire & Rubber	2/25	6000 gals.	hexane dty
PPG Industries-cleve.	2/26	3500 gals.	trichlorethylene
Canton Wood Products	2/27	200	New drs.
General Motors	2/27	6500 gals.	1631 purge thinner
Fasson	2/28	6000 gals.	70% toluene
Hexcel Corp.	2/29	5700 gals.	Acetone
U S Chemical	3/3	78 drs.	1,1,1 trichloroethane
Dexter Corp.	3/4	21 drs.	dty thinner
Beaver Paint Co.	3/4	55 drs.	dty thinner
Ball Chemical Co	3/4	6000 gals.	dty thinner
Elwin G. Smith	3/4	5700 gals.	dry mill wash
FASSON	3/5	4250 gals.	70% toluene
Chem Central	3/7	80 drs.	mixed esters, ketones, alc
Ashland Chemical	3/7	67 drs.	dty mask wash
Sherwin Williams	3/10	15 drs.	lacquer thinner-dty
Sprayon Products	3/10	5700 gals.	scrap solvent
Dexter Corp.	3/10	38 drs.	dty thinner
Nordson Corp.	3/10	22 drs.	dty solvent
Chem Central	3/11	43 drs.	mixed esters, ketones, alc
		36 drs.	mixed aromatics
Ohio Corrugating	3/12	150	new drs.
Fasson	3/14	6000 gals.	70% toluene
Artesian Industries	3/14	27 drs.	acetone dty (Airport Rd.)
		16 drs.	" "
Ecology Chemical & Refining	3/14	3000 gals.	1,1,1 trichloroethane
Chem Central	3/17	78 drs.	mixed aromatics
Ohio Dept. of Transportation	3/17	400 gals.	trichlorethylene
Elwin G. Smith	3/18	750 gals.	dty thinner
Bud Industries	3/18	3800 gals.	dty toluene
Ohio Dept. of Transportation	3/18	3450 gals.	trichlorethylene
Randall Division	3/19	25 drs.	dty mask wash
Goodyear Tire & Rubber	3/19	38,400 lbs.	dty hexane
Fasson	3/20	4,500 gals.	70% toluene
Jamestown Paint & Varnish	3/20	6,500 gals.	dty thinner
Ohio D.O.T.	3/20	3240#	trichlorethylene
Ohio D.O.T.	3/20	1020#	"
Ohio D.O.T.	3/20	660#	"
Ohio D.O.T.	3/20	600#	"
Ohio D.O.T.	3/21	5,400#	"
Ohio D.O.T.	3/21	1,980#	"
Ohio D.O.T.	3/21	3,960#	"
Conneaut Leather	3/21	21 drs.	dty thinner
Superior Industries	3/21	40 drs.	dty acetone
Stanadyne, Inc.	3/21	2300 gals.	dty trichlor
Ohio D.O.T.	3/24	150 gals.	trichlorethylene
Ohio D.O.T.	3/24	250 gals. l	"
Ohio D.O.T.	3/24	75 gals.	"
Ohio D.O.T.	3/24	75 gals.	"
Whirlpool Corp.	3/25	5800 gals.	dty solvent
Ohio D.O.T.	3/24	35,525#	trichlorethylene
Chemical Recovery Systems, Inc.	3/26	6000 gals.	isopropyl alcohol
General Motors	3/28	5700 gals.	1631 purge thinner
<del>General Motors</del> Fasson	3/31	6000 gals.	70% toluene
Chemical Recovery Systems, Inc.	3/31	4000 gals.	MEK
Browning Ferris Ind.	3/10	3177 gals.	waste heptane
Stanadyne, Inc.	3/21	30 drs.	used trichlor
Erie Universal	3/28	25 drs.	dty acetone
Sprayon Products	3/31	6500 gals.	scrap solvent
Ashland Chemical Co.	4/2	5500 gals.	acetone/toluene
W. J. Ruscoe Co.	4/1	24 drs.	dty solvent
Plasti Kote Co.	4/3	6500 gals.	wash thinner
Dexter Corp.	4/3	60 drs.	dty thinner
Ecology Chemical	4/4	5700 gals.	scrap thinner
Fasson	4/4	6000 gals.	70% toluene
Allegheny Solvents & Chemicals	4/7	30 drs.	mixed chlor
		18 drs.	scrap solvents 1 dr mixed
			1 dr mixed ketones, 4 dr scrap solvent


<del>Century Plastics</del>	<del>12/18</del>	<del>3 drs.</del>	<del>Acetone</del>
<del>Therm-o-disc</del>	<del>1/5/74</del>	<del>2000 Gals.</del>	<del>IPA ours</del>
<del>TRW</del>		<del>20 drs.</del>	
<del>Tropical Paint Corp.</del>	<del>3/20</del>	<del>8 drs.</del>	<del>thinner ours</del>
<del>General Motors Lordstown</del>	<del>3/21</del>	<del>6 drs.</del>	<del>purge thinner</del>
<del>B.F. Goodrich</del>	<del>3/21</del>	<del>1 dr.</del>	<del>thinner sample scrap</del>
<del>North American Rockwell</del>	<del>3/26</del>	<del>17 drs.</del>	<del>thinner</del>
<del>Therm-o-disc</del>	<del>4/17</del>	<del>6 drs.</del>	<del>alcohol</del>
<del>Rowland Products-Wilson Freight</del>	<del>4/18</del>	<del>35 drs.</del>	<del>thinner</del>
<del>Ashland Chemical</del>	<del>5/14</del>	<del>25 drs.</del>	<del>xlol-partial</del>
<del>O'Sullivan Corp. S.C.</del>	<del>5/13</del>	<del>40 drs.</del>	<del>thinner</del>
<del>Carmac Chemical</del>	<del>7/44</del>	<del>13 drs.</del>	<del>methyl alcohol</del>
		<del>1 dr.</del>	<del>ethyl acetate</del>
		<del>1 dr.</del>	<del>Shell Co.</del>
		<del>1 dr.</del>	<del>butyl alcohol</del>
<del>Chemtrol Corp.</del>	<del>9/24</del>	<del>12 drs.</del>	<del>MEK</del>
		<del>2 drs.</del>	<del>alcohol</del>
		<del>4 drs.</del>	<del>Lac thinner</del>
<del>Carmac Chemical</del>	<del>10/31</del>	<del>6 drs.</del>	<del>xylol</del>
<del>Therm-o-disc</del>	<del>11/25</del>	<del>7 drs.</del>	<del>alcohol</del>
<del>Chemical Recovery</del>	<del>12/4</del>	<del>4 drs.</del>	<del>trichlor</del>
<del>Chemical Recovery</del>	<del>1/13/75</del>	<del>18 drs.</del>	<del>Freon</del>
		<del>7 drs.</del>	<del>Tri-per Mic dty</del>
<del>Clyde Paint &amp; Supply</del>	<del>2/12</del>	<del>11 drs.</del>	<del>methylene chloride part</del>
<del>Shiloh Metal</del>	<del>2/20</del>	<del>31 drs.</del>	<del>Paint</del>
<del>Chemical Recovery</del>	<del>2/25</del>	<del>9 drs.</del>	<del>dty Freon</del>
		<del>3 drs.</del>	<del>clean Freon</del>
<del>Nol/Wood Chemical</del>	<del>5/6</del>	<del>3 drs.</del>	<del>Orthodichlorobenzene</del>
<del>Chautauqua Chemical</del>	<del>5/7</del>	<del>2 drs.</del>	<del>Solvent</del>
<del>Ford Motor Co.</del>	<del>6/3</del>	<del>4 drs.</del>	<del>Mask Wash</del>
<del>Liberty Solvents &amp; Chem.</del>	<del>6/4</del>	<del>81 drs.</del>	<del>Scrap Solvent</del>
<del>Bison Corp.</del>	<del>6/19</del>	<del>4 drs.</del>	<del>Trichlor</del>
<del>Quality Synthetic Rubber</del>	<del>7/3</del>	<del>10 drs.</del>	<del>Used D.M.F.</del>
<del>Foseco, Inc.</del>	<del>10/13</del>	<del>128 Pails 36 drs.</del>	<del>dty alcohol</del>
<del>Stolle corp.</del>	<del>10/21</del>	<del>50 drs.</del>	<del>dty solvent</del>
<del>Eastman Kodak</del>	<del>11/12</del>	<del>40 drs.</del>	<del>xylene</del>
<del>Republic Steel</del>	<del>5/28</del>	<del>14 drs.</del>	<del>sludge</del>
<del>International Amalgamated Thrimakers</del>	<del>7/27</del>	<del>150 gals.</del>	<del>Stoddard Solvent</del>
<del>Standard Injection Molding</del>	<del>8/4</del>	<del>9 drs.</del>	<del>methylene chloride</del>
<del>Sinclair &amp; Valentine</del>	<del>12/15</del>	<del>37 drs.</del>	<del>thinner</del>
	<del>4/19</del>	<del>36 drs.</del>	<del>thinner</del>
<del>Adelphia, Inc.</del>	<del>5/3</del>	<del>10 drs.</del>	<del>Toluene</del>
<del>Industrial Reclamation</del>	<del>5/17</del>	<del>80 drs.</del>	<del>Acetone/toluene</del>
<del>Jack Webb</del>	<del>6/28</del>	<del>75 drs.</del>	<del>trichlor-acetone/Toluol</del>
<del>Quikut</del>	<del>5/23</del>	<del>75 drs.</del>	<del>trichlor</del>
<del>Goodyear Tire &amp; Rubber</del>	<del>6/14</del>	<del>76 drs.</del>	<del>Scrap Solvent Cement</del>
<del>Browning Ferris</del>	<del>6/21</del>	<del>29 drs.</del>	<del>dty thinner</del>
<del>Industrial Reclamation</del>	<del>6/17</del>	<del>72 drs.M.C.</del>	<del>4 drs. solvent</del>
<del>Miller Studio, Inc.</del>	<del>7/6</del>	<del>18 drs.</del>	<del>mask wash</del>
<del>Sinclair &amp; Valentine</del>	<del>8/17</del>	<del>48 drs.</del>	<del>dty thinner</del>
<del>Allegheny Solvents</del>	<del>9/12</del>	<del>71 drs.</del>	<del>used solvent</del>
<del>Gorden Terminal</del>	<del>9/13</del>	<del>10 drs.</del>	<del>styrene monomers</del>
		<del>1 dr.</del>	<del>mixed aromatics</del>
<del>PPG Industries</del>	<del>10/3</del>	<del>80 drs.</del>	<del>IPA</del>
	<del>10/6</del>	<del>80 drs.</del>	<del>IPA</del>
		<del>80 drs.</del>	<del>IPA</del>
	<del>10/11</del>	<del>80 drs.</del>	<del>IPA</del>
	<del>10/12</del>	<del>72 drs. 1</del>	<del>IPA</del>
		<del>80 drs.</del>	<del>IPA</del>
	<del>10/13</del>	<del>79 drs.</del>	<del>IPA</del>
	<del>10/14</del>	<del>80 drs.</del>	<del>IPA</del>
	<del>10/18</del>	<del>80 drs.</del>	<del>IPA</del>
		<del>80 drs.</del>	<del>IPA</del>
	<del>10/19</del>	<del>68 drs.</del>	<del>IPA</del>
<del>Allegheny Solvents</del>	<del>9/12</del>	<del>71 drs.</del>	<del>Used Solvent</del>
<del>Gorden Terminal</del>	<del>9/13</del>	<del>10 drs.</del>	<del>styrene monomers</del>
		<del>1 dr.</del>	<del>mixed aromatics</del>
<del>PPG Industries</del>	<del>10/3</del>	<del>80 drs.</del>	<del>IPA</del>
		<del>80 drs.</del>	<del>IPA</del>
<del>Allegheny Solvents</del>	<del>11/30</del>	<del>31 drs.</del>	<del>mixed solvents</del>
<del>Sinclair &amp; Valentine</del>	<del>1/10</del>	<del>55 drs.</del>	<del>dty thinner</del>
<del>Miller Studio</del>	<del>1/19</del>	<del>16 drs.</del>	<del>dty Wash Solvent</del>
<del>General Electric</del>	<del>4/14</del>	<del>12 drs.</del>	<del>dty xylene</del>
<del>Sinclair &amp; Valentine</del>	<del>7/17</del>	<del>63 drs.</del>	<del>dty thinner</del>



Lake Shore Industries	11/13	24 drs	empty
Garmac Chemical	1/3/79	14 drs.	dtv methylene chlorid
Fisher Price Toys	2/8	4 drs.	dtv meneral spirits
Lake Shore Industries	3/5	28 drs.	dtv MEK
Chemical Recovery	3/21	5 drs.	dtv methylene chlorid
Lake Shore Industries	3/26	30'-16' I beam	
Fisher Price Toys	4/23	4 drs.	drums
F.B.C. Corp	5/2	14 drs.	dtv MEK
Allegheny Solvents	5/4	92 drs.	scrap solvent
Imaging Systems Corp.	8/3 4 shipped	63 drs.	mixed solvent
Dowell Div. Youngstown	8/31	65 dts.	used Freon TA
Molded Fiberglass	9/7	7 drs.	chlorothene Nu
Ashland Chemical -Freedom	9/14	48 drs.	waste solvent
Allegheny Solvents	9/26	11 drs.	dtv 1,1,1
W.J. Ruscoe Co.-Akron	9/27	1 dr.	methylene chloride
Gordon Terminal	10/1	7 drs.	methyl heptyl ketone
	10/1	1½ drs.	perchlor
	10/1	10 drs.	trichlorethylene
	10/1	3 drs.	1,1,1
	10/1	2 drs.	menthol antifreeze
Lake Shore Industries	10/5	2½ drs.	methylene chloride
Gonap, Inc.	10/9	8 drs.	methylene chloride
Eagle Rubber Co.	10/26	11 drs.	IPA
Pioneer Balloon Co.	10/26	50 drs.	MEK, misc. thinners
Lake Shore Industries	11/3	18 drs.	Kwik dri
Chemical Recovery Systems,	12/12	8 drs.	methylene chloride
C&C Supply-Kenner Toys	12/13	5500 gals.	IPA Dow
McKesson Chemical	1/8/80	34 drs.	dtv methylene chloride
Sprayon Products	1/28	31 drs.	mixed solvents
G&C Supply Co.	1/29	5700 gals.	Scrap solvent
		24 drs.	acetone
		6 drs.	MEK
Nordson Corp.	1/29	25 drs.	dtv solvent
McKesson Chemical	1/29	20 drs.	mixed solvents
Dexter Corp.	1/29	36 drs.	dtv thinner
Fasson	1/30	6000 gals.	70% toluene
Elwin G. Smith Pitts	1/31	1250 gals.	dtv roll wash
Young Environ. Serv.	2/4	41 drs.	lacquer Thinner
Ashland Chemical Cleve	2/4	49 drs.	dtv mask wash
		40 drs.	cl. drs.
Fasson	2/4	5200 gals.	70% toluene
Lake Shore Industries	2/4	12 drs.	dtv meth. chloride
NoI/Wood Chemical	2/7	3600 Gals.	methylene chloride
Fasson	2/11	5200 gals.	70% toluene
GM Lordstown	2/11	5800 gals.	1631 purge thinner
G&C Supply	2/12	80 drs.	MEK
Chem. Recovery	2/13	4000 gals.	processed toluene
PPG-Springdale	2/14	80 drs.	dtv '000' thinner
Technical Coatings	2/15/80	6500 gals.	dtv wash solvent
Techno-Adhesives	2/15	5000 gals.	recl. hexane
U S Chemical	3/3	78 drs.	1,1,1 Trichloroethane
Chemical Recovery systems	3/31	4000 gals.	MEK
Erie Universal	3/28	25 drs.	dtv acetone
Allegheny Solvents & Chemicals	4/7	30 drs.	mixed chlor
Ecology chemical & Refining	4/7	1400 gals.	cyclohexane
Ashland Chemical Co.	4/9	1815 gals.	dtv mask wash
		1100 gals.	scrap solvent
C&C Supply	4/9	4000 gals.	1,1,1 trichloroethane
Hexcel Corp.	4/10	6000 gals.	acetone, dtv,
Fasson	4/10	6000 gals.	70% toluene
Shell Chemical	4/11	3400 gasl.	alcohol & ketones
Firestone Tire & Rubber Co.	4/11	2100 gals.	pentane
Ganton Wood Products	4/14	200 drs.	
Ecology Chemical & Refining	4/14	5700 gals.	scrap thinner
Artesian Industries	4/15	33 drs.	dtv acetone
Eagle Rubber Co.	4/15	35 drs.	methyle ethyl ketone
Chemical Recovery Systems,	4/16	1950 gals.	Hexane
Sprayon Products	4/16	6500 gals.	scrap solvent
Elwin G. Smith Cambridge	4/17	5700 gals.	dtv mill wash
Owens Illinois	4/18	37 drs.	Ethyl Alcohol
Chemical Recovery Systems	4/18	39 drs.	toluene
Sprayon Products	4/21	6200 gals.	scrap solvent
Plasti-Kote	4/22	6500 gals.	dtv wash thinner
Beaver Paint Co.	4/23	38 drs.	dtv thinner
		25	mts returned
Sherwin Williams	4/23	11 drs.	dtv lacquer
Eagle Rubber Co.	4/25	15 drs.	MEK


W. S. Marketing	4/28	5400 gals.	dyt xylene
R. W. Beckett Corp.	4/29	25 drs.	dyt toluene
Nordson Corp.	4/29	42 drs.	dyt solvent
Cambridge Coatings, Inc.	4/30	3000 gals.	dyt wash solvent
Goodyear Tire & Rubber Co.	5/1	6400 gals.	dyt Hexane
Goodyear Tire & Rubber Co.	5/2	5800 gals.	lacolene
Ashland Chemical Co. Freedom	5/5	5800 gals.	solvent 1280
Jamestown Paint & /varbusg	5/6	5700 gals.	dyt thinner
Fasson	5/1	6000 gals.	70%toluene
General Motors Lordstown	5/8	6300 gals.	1631 purge thinner
Ecology Chemical	5/9	5700 gals.	dyt thinner
Goodyear Tire & Rubber Co.	5/9	5800 gals.	lacolene
Dexter Corp.	5/13	61 drs.	dyt thinner
Studebaker chemical	5/14	4 drs.	returning
Guyahoga Chemical	5/14	40 drs.	
E. E. Zimmerman	5/15	6700 gals.	alcohol
Guyahoga Chemical	5/16	1500 gals.	ethanol
Liquid Waste Management	5/7	---	
General Motors	5/19	6000 gals.	1631 purge thinner
Chemical Recovery System	5/21	5000 gals.	aromatic solvent
Elwin G. Smith Cambridge	5/22	5700 gals.	roll wash
Bakerstown Container	5/22	212	drs.
Chemical Recovery	5/23	5500 gals.	MEK
Ashland Chemical	5/23	66drs.	mask wash
Goodyear Tire & Rubber	5/23	4000 gals.	lacolene
Hexcel Corp.	5/27	5000 gals.	dyt acetone
Astatic Corp.	5/28	6 drs.	dyt thinner
Beaver Paint Co.	5/28	29 drs.	dyt thinner
PPG Industries-Cleve	5/29	8400 gals.	cl mill wash
DeSantis Coatings	5/29	3500 gals.	dyt mill wash
Norm Foster	6/3	5645 gals.	toluene, solvent waste
Ashland Chemical Co.	5/30	30 dr.	scrap solvent
Norm Foster	6/3	5906 gals.	toluene, solvent waste
Sprayon Products	6/2	6500 gals.	scrap solvent
Goodyear Tire & Rubber	6/3	1800 gals.	waste lacoline and arim
Systems Technology Corp.	6/4	6000 gals.	still bottoms
General Electric	6/4	40 drs.	ethylene glycol
Plas-Tanks Industries, Inc.	6/4	39 drs.	contaminated acetone
General Motors	6/6	5700 gals.	1631 Purge thinner
Goodyear Tire & Rubber	6/9	6200 gals.	dyt Hexaneained Flammab
Canton Wood Products	6/9	208 drs.	empty contained Flammab
Sprayon Products	6/12	5700 gals.	scrap solvent
Dexter Corp.	6/11	20 drs.	Liquid NOS
		38 drs.	dyt thinner
Elwin G. Smith	6/16	1200 gals.	Liquid NOS
Norm Foster Nontru	6/17	5580 gals.	Toluene, solvents
Canton Wood Products	6/16	208 drs. MTS	
Goodyear Tire & Rubber Co.	6/18	6500 gals.	dyt hexane
Ecology Chemical	6/19	5700 gals.	butyl acetate, toluol
Ecology Chemical	6/24	5700 gals.	dyt thinner
Canton Wood Products	6/25	236 Drs. MTS	
Ecology Chemical	6/26	80 dr	scrap solvent
Ashland Chemical Akron	6/26	6000 gals	
Ashland Chemical	6/26	52 drs.	mask wash
Gordon Terminal Service	6/26	23,000 #	1,1,1 Tri
National Acme	6/25	28 drs	dirty solvent
Jamestown Paint & Varnish	6/27	5600 gals.	dirty thinner
Great Lakes Terminal	7/1	2000 gals.	drainings
Jamestown Paint & Varnish	7/2	6500 gals.	dyt thinner
Ashland Chem. Freedom	7/3	5700 gals.	1280 solvent
Sherwin Williams Co.	7/7	8 drs.	dyt lacquer thinner
Calig Steel Drum	7/8	4000 gals.	MEK, Xylene
Sprayon Products	7/10	5700 gals.	scrap solvents
J C Whitlam Mfg.	7/2	16 drs.	lacquer thinner
		8 drs.	MEK
		2 drs.	MTS Returned
The Firestone Tire & Rubber	7/10	1800 gals.	Pentane

returned  
7/17/80



Ashland Chemical	5/14	25 drs.	zxlol-partial
Nol/Wood Chemical	5/6	3 drs.	Orthodichlorobenzene
Bison Corp.	6/19	4 drs.	Trichlor
Quality Synthetic Rubber	7/3	10 drs.	Used D.M.F.
Foseco, Inc.	10/13	128 Pails	36 drs. dty alcohol
Stolle Corp.	10/21	50 drs.	dty solvent
Eastman Kodak	11/12	40 drs.	xylene
Standard Injection Molding	8/4	9drs.	methylene chloride
Adelphia, Inc.	5/3	10 drs.	Toluene
Industrial Reclamation	5/17	80 drs.	Acetone/toluene
Jack Webb	6/28	75 drs.	trichlor-acetone/Toluol
Quikut	5/23	75 drs.	trichlor
Goodyear Tire & Rubber	6/14	76 drs.	Scrap Solvent Cement
Industrial Reclamation	6/17	72 drs. M.C.	4 drs. solvent
Gorden Terminal	9/13	10 drs.	styrene monomers
Gorden Terminal	9/13	10 drs.	styrene monomers
Miller Studio	1/19	16 drs.	dty Wash Solvent
General Electric	4/14	12 drs.	dty xylene
Lake Shore Industries	11/13	24 drs.	empty
		14 drs.	dty methylene chloride
Lake Shore Industries	3/5	5 drs.	dty methylene chloride
Chemical Recovery	3/21	30'-16' I beam	
Lake Shore Industries	3/26	4 drs.	drums
F.B.C. Corp.	5/2	92 drs.	scrap solvent
Imaging Systems Corp.	8/3	4 shipped 65 drs.	used Freon TA
Dowell Div.-Youngstown	8/31	7 drs.	chlorothene NU
Ashland Chemical-Freedom	9/14	11 drs.	dty 1,1,1
Allegheny Solvents	9/26	1 dr.	methylene chloride
W.J. Ruscoe Co.-Akron	9/27	7 drs.	methyl heptyl ketone
Gordon Terminal	10/1	1 1/2 drs.	perchlor
	10/1	10 drs.	trichlorethylene
	10/1	3 drs.	1,1,1
	10/1	2 drs.	menthol antifreeze
	10/1	2 1/2 drs.	methylene chloride
Lake Shore Industries	10/5	8 drs.	methylene chloride
Lake Shore Industries	11/3	8 drs.	methylene chloride
C&C Supply-Kenner Toys	12/13	34 drs.	dty methylene chloride
McKesson Chemical	1/8/80	31 drs.	nuxed sikvebts
Lake Shore Industries	2/4	12 drs.	dty meth. chloride
Nol/Wood Chemical	2/7	3600 gals.	methylene chloride
PPG-Springdale	2/14	80 drs.	dty '000' thinner
Allegheny Solvents & Chemicals	4/7	30 drs.	mixed ether
C&C Supply	4/9	4000 gals.	1,1,1 trichloroethane
Gordon Terminal Service	6/26	23,000#	1,1,1 tri
National Acme	6/25	28 drs.	dirty solvent
Sherwin-Williams Co.	7/7	8 drs.	dty lacquer thinner
Calig Steel Drum	7/8	4000 gals.	MEK, xylene
Sprayon-Products	7/10	5700 gals.	scrap solvents
Hexcel Corp	7/14	6,000 gals.	Acetone
Sherwin-Williams	7/15	12 drs.	lacquer thinner
Dexter Corp.	7/16	50 drs.	dty thinner
Dupont	7/16	3845 gals.	Methylene Chloride
Hukill Chemical Corp.	7/16	2 drs.	Muriatic Acid
Ecology Chemical	7/17	6500 gals.	dty thinner
Ashland Chemical	7/18	38 drs.	solvent dty
Chemical Recovery	7/18	6000 gals	recl. solvent
Chemcentral	7/11	72 Drs.	P-1 Solvent
Chemical Recovery Systems, Inc.	7/21	5700 gals.	Methylene Chloride
Elwin G. Smith	7/23	6500 gals.	Dirty Roll Wash
Bud Industries, Inc.	7/24	24 Drs.	Reclaimed Solvent
		56 Drs.	Dirty Solvent
F.B.C. Corp.	7/25	6500 Gals.	Scrap Solvent
N S Marketing/Ecology-Chem	6/25	43 Drs.	Flammable liquid
		17 Drs.	Poison B
		20 Drs.	Combustible Liquid
N S Marketing, Inc.	7/28	800 Gals.	Scrap Solvent
N S Marketing	7/28	3200 Gals.	Scrap Solvent
N S Marketing	7/28	1700 Gals.	Scrap Solvent
Dupont	7/28	42,420 #	Methylene Chloride
Bud Industries	7/29	20 Drs.	Flammable N.O.S.
Ashland Chemical Co.	7/30	66 Drs.	Flammable N.O.S.
		50 Drs.	Empty
Chem Central	7/30	58 drs.	P1 Solvent





Ashland Chemical Co.	10/7	48 drs.	dy mask-wash
		20 drs.	scrap solvent
Firestone Tire & Rubber	10/13	11,920 lbs.	Hexane
Barr, Inc.	10/8	20 drs.	scrap solvent
DeSantis Coatings	10/8	2200 gals.	dy mill wash
H H Robertson	10/10	2200 gals.	scrap solvent
Fasson	10/10	8000 gals.	toluene

*Retyped  
10-28-80*

No1/Wood Chemical	5/6	3 Drs.	Orthodichlorobenzene
Quality Synthetic Rubber	7/3	10 Drs.	Used D.M.F.
Foseco, Inc.	10/13	128 Pails 36 Drs.	Dty Alcohol
Eastman Kodak	11/12	40 Drs.	xylene
Standard Injection-Molding	8/4	9 Drs.	methylene chloride
Industrial Reclamation	5/17	80 Drs.	Acetone/toluene
Jack Webb	6/28	75 Drs.	trichlor-acetone/Toluol
Quikut	5/23	75 Drs.	trichlor
Goodyear Tire & Rubber	6/14	76 Drs.	Scrap Solvent Cement
Industrial Reclamation	6/17	72 Drs. M.C.	4 Drs. Solvent
Gorden Terminal	9/13	10 Drs.	styrene monomers
Gorden Terminal	9/13	10 Drs.	styrene monomer-s
Lake Shore Industries	3/5	14 Drs.	methylene chloride
		5 Drs.	methylene chloride
Chemical Recovery	3/21	30'-16' I beam	
W.J. Ruscoe Co.-Akron	9/27	7 Drs.	methyl heptyl ketone
Lake Shore Industries	10/5	8 Drs.	methylene chloride
Lake Shore Industries	11/3	8 Drs.	methylene chloride
Mckesson Chemical	1/8/80	31 Drs.	mixed solvents
Lake Shore Industries	2/4	12 Drs.	dty meth. chloride
No1/Wood Chemical	2/7	3600 Gals.	methylene chloride
Dupont	8/5	4000 Gals.	Ethylene Glycol
Hysol Division	8/11	86 Drs.	Solvent
Viriden Lighting	8/22	18 Drs.	Trichloroethane
Canton Wood Products	8/25	100 Drs.	Reconditioned Drums
Dietyz Barge Cleaning Service	8/27	4200 Gals.	Flammable NOS
Calig Steel Drum	9/16	28 Drs.	Reclaimed MEK
3-M Corp.	9/29	4000 Gals.	acetone, methanol, water
Canton Wood Products	10/1	183 Drs.	Reconditioned Drums
Dexter Corp.	10/3	60 Drs.	dty thinner
Dexter Corp.	10/6	7 Drs.	dty thinner
Jamestown Paint & Varnish	10/14	6500 Gals.	dty thinner
General Motors	10/15	6500 Gals.	dty thinner
Sprayon	10/16	6500 Gals.	Scrap Solvent
Ashland Chemical Co.	10/20	6500 Gals.	1280 Solvent
Chemical Solvents	10/21	6500 Gals.	Toluene Heptane blend
Goodyear Tire & Rubber Co.	10/21	34,100#	Dty Hexane
Eagle Rubber Co.	10/22	36 Drs.	Dty MEK
Whirlpool Corp.	10/22	12,680#	paint sludge
Ecology Chemical & Refining	10/23	6400 Gals.	dty thinner
Parr, Inc.	10/24	6300 Gals.	Dty solvent
General Motors	10/28	6500 Gals.	Dty thinner
Hexcel Corp.	10/31	6300 Gals.	Dty Acetone
Ashland Chem	10/30	41 Drs.	Dty Mask wash
		20 Drs.	clean drums
Elwin G. Smith	11/3	1500 Gals.	Dty Thinner
Bucyrus Erie	11/3	4200 Gals.	dty solvent
Chemical/Pittsburgh	11/5	34 Drs.	Mixed Naphthas
		10 Drs.	Scrap Solvent
		3 Drs.	Mixed Alcohols
		1 Drs.	Mixed Acetate Ketones
		1 Drs.	Mixed Lacquer Thinner
General Motors	11/4	6000 Gals.	Scrap paint and thinner
Ashland Chemical Co.	11/5	12 Drs.	Mixed Chlorinateds
Firestone Tire & Rubber Co.	11/6	11,280 Gals.	Pentane
Fasson	11/6	6000 Gals.	70% Toluene
Chemical Solvents	11/7	5605 Gals.	Toluol Heptane Blend
Cambridge Coatings, Inc.	11/10	1250 Gals.	dty mask wash
FBC Corp	11/11	6400 Gals.	Scrap Solvent
Sprayon Products	11/12	6500 gals.	scrap solvent
Ashland Chemical Co.	11/14	2695 Gals.	Mask wash
Solvent Resource Recovery	11/14	6500 gals.	dty thinner
Ashland Chemical	11/14	2695 gals.	mask wash
Rockwell International	11/18	5500 gals	toluene F
Fasson	11/18	6000 gals.	70%toluene

