



UTAH VALLEY UNIVERSITY MEN'S BASKETBALL

Jason Erickson | Asst. AD - Communications | E: Jason.Erickson@uvu.edu | C: 303-946-6774 | O: 801-863-5451

2021-22 SCHEDULE

Overall: 19-11 | Home: 11-2 | Away: 6-9 | WAC: 10-8 | Neutral: 2-0

Date	Opponent	Time (MT)/Result
Nov. 09	at Boise State (MW Network)	L, 56-76
Nov. 12	Antelope Valley (ESPN+)	W, 82-48
Nov. 15	at Pepperdine (WCC Net)	W, 86-74 (OT)
Nov. 17	at Long Beach St. (ESPN+)	W, 84-78 (OT)
Nov. 22	vs. Idaho (FloHoops)	W, 83-45
Nov. 24	vs. Nicholls St. (FloHoops)	W, 74-63
Nov. 27	Denver (ESPN+)	W, 77-68 (OT)

Dec. 01	#12 BYU (BYUtv / ESPN+)	W, 72-65 (OT)
Dec. 08	at Southern Utah (ESPN+)	L, 56-60
Dec. 11	at Wyoming (MW Network)	L, 62-74
Dec. 17	Bethesda (ESPN+)	W, 107-65
Dec. 21	at Washington (PAC12)	W, 68-52
Dec. 30	*Abilene Christian (ESPN+)	L, 76-80

Jan. 01	*Tarleton (ESPN+)	W, 77-55
Jan. 08	*Dixie State (ESPN+)	W, 79-71
Jan. 12	*at Seattle U (ESPN+)	L, 65-71
Jan. 15	*at California Baptist (ESPN+)	L, 73-75
Jan. 20	*UTRGV (ESPN+)	W, 66-56
Jan. 22	*Lamar (ESPN+)	W, 58-41
Jan. 27	*at Chicago State (ESPN+)	W, 101-87

Feb. 3	*at Stephen F. Austin (ESPN+)	L, 59-78
Feb. 5	*at Sam Houston (ESPN+)	W, 57-54
Feb. 10	*Grand Canyon (ESPN+)	L, 69-79
Feb. 12	*New Mexico State (ESPN+)	W, 72-68
Feb. 16	*at Tarleton (ESPN+)	W, 69-56
Feb. 19	*at Dixie State (ESPN+)	L, 75-80
Feb. 24	*Seattle U (ESPN+)	W, 67-52
Feb. 26	*California Baptist (ESPN+)	W, 63-54

March 03	*at Grand Canyon (ESPN+)	L, 57-68
March 05	*at New Mexico St. (ESPN+)	L, 46-62
March 08	vs. #10 Chicago State	8:30 p.m. PT
March 09	vs. #6 ACU (ESPN+)	8:30 p.m. PT
March 10	vs. #3 SFA (ESPN+)	8:30 p.m. PT
March 11	vs. #2 Seattle U (ESPN+)	8:30 p.m. PT
March 12	vs. TBA (ESPNU)	7 p.m. PT

Bold denotes home game | Home games played at UCCU Center
 *WAC game | ESPN+ (ESPN.com/Watch)
 \$ WAC Tournament (Las Vegas, Nevada)
 All game times in Mountain Time

UVU Mbb Social Media



UtahValleyWolverines / UVUmbb



@GoUVU / @UVUmbb



@GoUVU / @UVUmbb



#7 UTAH VALLEY (19-11) vs. #10 CHICAGO ST. (7-24)

TUESDAY, MARCH 8, 2021 | 8:30 P.M. (PT) | LAS VEGAS, NEVADA | MICHELOB ULTRA ARENA

Location	Las Vegas, Nevada
Site	Michelob ULTRA Arena (12,000)
Video Stream	ESPN+ (Adam Young Sed Bonner)
Radio	ESPN 960AM (Jim McCulloch Josh Kallunki)
Live Stats	WACstats.com
All-Time Series	Utah Valley leads 21-5
Last Meeting...	UVU def. CSU, 101-87 (1/27/20-Chicago)
UVU Streak	L2
CSU Streak	L2



UTAH VALLEY WOLVERINES

Head Coach Mark Madsen
 Alma Mater Stanford, '00
 Career Record (Yr.) 41-41 (3rd)
 Record at UVU (Yr.) Same



CHICAGO STATE COUGARS

Head Coach Gerald Gillion
 Alma Mater Florida State '08
 Career Record (Yr.) 7-24 (1st)
 Record at CSU (Yr.) Same

OPENING TIP

- Utah Valley heads into WAC Tournament play this week as the No. 7 seed and will take on No. 10 Chicago State in the opening round on Tuesday night at Michelob ULTRA Arena at Mandalay Bay in Las Vegas. Tip-off is set for 8:30 p.m. PT / 9:30 p.m. MT
- The Wolverines make their eighth appearance at the WAC Tournament this week. Utah Valley holds an all-time 4-7 record at the tournament. UVU heads into this year's tournament with the No. 7 seed, marking the lowest seed the team has been in its seven appearances at the event. The lowest seed UVU had previously earned was the No. 5 seed in 2015.
- Utah Valley center Fardaws Aimaq has been named the Western Athletic Conference Defensive Player of the Year. He was also selected to the All-WAC First Team and WAC All-Defensive Team the league office announced on Monday. Aimaq earns the WAC's Defensive Player of the Year award for a second straight season. He is the only player in UVU history to earn the honor. Aimaq also earns first team all-WAC honors and WAC All-Defensive team honors for a second straight year.
- One more double-double will give Fardaws Aimaq 27, tying him with Pascal Siakam for the most double-doubles in WAC history. A 27th double-double would also tie him with nine other players, including Siakam, Oscar Robertson, Lew Alcindor, Artis Gilmore, and Bill Walton for the fifth-most double-doubles in NCAA history.
- Aimaq broke Paul Millsap's WAC season rebounds record of 245, compiling 254 boards during WAC play this season. Millsap's record had stood for 15 seasons before Aimaq broke it with his nine rebounds in UVU's final WAC game of the season at New Mexico State on March 5. Big Maple now has 419 rebounds this season is now 21 rebounds away from breaking Millsap's overall WAC record of 438 rebounds tallied in 2005-06.
- Aimaq has earned five WAC Player of the Week honors, two Lute Olsen National Players of the Week awards, and on ESPN Player of the Week award this season.
- With his 20-point, 21-rebound performance on Feb. 19 at Dixie State, Aimaq became the only player in the country with three 20/20 games this season. Aimaq is also the only player in the nation to record back-to-back 20/20 games and is the only player in the country averaging at least 18 points and 13 rebounds per game.
- Fardaws Big Maple Aimaq leads the nation in double-doubles (26) and defensive rebounds per game (10.83). Aimaq also ranks second in rebounds per game (13.9) and second in total rebounds (418). Aimaq ranks second in the WAC in blocks per game at 1.3. As a team, Utah Valley ranks fourth in the country in defensive rebounds per game (29.67), fifth in three-point field goal defense (27.7), sixth in rebound margin (8.1), and seventh in total rpg. (40.70).
- Mark Madsen is in his third season as the head coach of the Wolverines. The two-time NBA champion, former Los Angeles Lakers assistant coach, and former Stanford basketball star went 11-11 during his second season with UVU in 2020-21 and helped the team to just its second WAC regular season title, and its first championship since 2014. He is just the third head coach in UVU's Division I history. Madsen took over the Utah Valley program last season after serving six seasons as an assistant coach for the Los Angeles Lakers. He was a two-time NBA champion as a player with the Lakers (2001 and 2002), and played for the Minnesota Timberwolves for six seasons. Madsen received a five-year extension on his contract in the offseason.

PROJECTED STARTERS



3

Blaze Nield

6-1 / 185 / G / Jr.
Lehi, Utah

P	R	A
6.9	2.3	3.8



1

Justin Harmon

6-4 / 180 / G / So.
Chicago, Illinois

P	R	A
11.7	3.7	1.4




15

Connor Harding

6-6 / 185 / G / Jr.
Pocatello, Idaho

P	R	A
10.5	4.3	2.8



5

Tim Fuller

6-9 / 235 / F / So.
Gilbert, Arizona

P	R	B
7.0	4.6	1.1



11

Fardaws Aimaq

6-11 / 245 / C / R-So.
Vancouver, BC

P	R	B
18.8	13.9	1.3

Starters based on last game's lineup



2022 WAC Men's Basketball Tournament

March 8 • Michelob ULTRA Arena • Las Vegas

March 9 - 12 • Orleans Arena • Las Vegas

#9 UT Rio Grande Valley

Game 1
Opening Round
Tuesday, March 8
6 p.m.

#8 California Baptist

Winner Game 1

Game 3
First Round
Wednesday, March 9
6 p.m.

#5 Sam Houston

Winner Game 3

Game 5
Second Round
Thursday, March 10
6 p.m.

#4 Grand Canyon

Winner Game 5

Game 7
Semifinals
Friday, March 11
6 p.m.

#1 NM State

Winner Game 7

Game 9
Championship
Saturday, March 12
7 p.m.

Winner Game 9

WAC Champion
(NCAA Automatic Qualifier)

#2 Seattle U

Game 8
Semifinals
Friday, March 11
8:30 p.m.

Winner Game 6

Winner Game 8

#3 Stephen F. Austin

Game 6
Second Round
Thursday, March 10
8:30 p.m.

Winner Game 4

#6 Abilene Christian

Game 4
First Round
Wednesday, March 9
8:30 p.m.

Winner Game 2

#7 Utah Valley

Game 2
Opening Round
Tuesday, March 8
8:30 p.m.

#10 Chicago State



All Times Local/Subject to Change

UTAH VALLEY'S WAC TOURNAMENT HISTORY

Utah Valley makes its eighth appearance at the WAC Tournament this week. Coach Mark Madsen makes his second appearance at the tournament. Last season was his first appearance at the tournament since the 2020 tournament was canceled due to COVID. The Wolverines hold an all-time 4-7 record at the tournament. UVU's four wins at the tournament were a 83-63 win over UTRGV in the quarterfinals of the 2013 tournament, a 65-53 quarterfinal win over No. 5 Seattle U in the 2017 tournament, an 81-74 victory over CSU Bakersfield in the quarterfinals of the 2018 tourney, and a 71-64 win over Kansas City in the quarterfinals of 2019 tournament. UVU heads into this year's tournament with the No. 7 seed for the first in its eight appearances. It is the lowest seed the Wolverines have ever had. UVU's previous low seed was No. 5 in the 2017 tournament. Utah Valley has made it to the semifinals of the tournament in the previous four tournaments.

ALL-TIME RESULTS AT WAC TOURNAMENT

March 13, 2014	#1 Utah Valley 83, #8 UTRGV 63	Quarterfinals - Las Vegas
March 14, 2014	#5 Idaho 74, #1 Utah Valley 69	Semifinals - Las Vegas
March 12, 2015	#4 Bakersfield 55, #5 Utah Valley 40	Quarterfinals - Las Vegas
March 10, 2016	#5 UMKC 80, #4 Utah Valley 78	Quarterfinals - Las Vegas
March 09, 2017	#4 Utah Valley 65, #5 Seattle U 53	Quarterfinals - Las Vegas
March 10, 2017	#1 CSU Bakersfield 81, #4 UVU 80 (4OT)	Semifinals - Las Vegas
March 08, 2018	#2 Utah Valley 81, #7 CSU Bakersfield 74	Quarterfinals - Las Vegas
March 09, 2018	#3 Grand Canyon 75, #2 Utah Valley 60	Semifinals - Las Vegas
March 14, 2019	#2 Utah Valley 71, #7 Kansas City 64	Quarterfinals - Las Vegas
March 15, 2019	#3 Grand Canyon 78, #2 Utah Valley 74	Semifinals - Las Vegas
March 12, 2021	#3 NM State 78, #2 Utah Valley 62	Semifinals - Las Vegas



QUICK FACTS

GENERAL INFORMATION

Location	Orem, Utah
Founded	1941
Enrollment	40,936
School Colors	Green & White
Nickname	Wolverines
Basketball Facility	UCCU Center
Capacity	7,500
Press Row	(801) 863-5209
Affiliation	NCAA Division I
Conference	Western Athletic Conference
President	Dr. Astrid S. Tuminez
Director of Athletics	Dr. Jared Sumsion

COACHING STAFF

Head Coach	Mark Madsen
Alma Mater	Stanford (2000)
Overall Record (seasons)	41-41 (3rd season)
UVU Record (seasons)	Same
Associate Head Coach	Todd Phillips
Alma Mater	Lewis and Clark State (1999)
Season	3rd
Office Phone	801-863-8309
E-mail	Todd.Phillips@uvu.edu
Assistant Coach	Todd Okeson
Alma Mater	Nevada (2004)
Season	3rd
Office Phone	801-863-5166
E-mail	Tokeson@uvu.edu
Assistant Coach	Jarred Jackson
Alma Mater	Lander (2007)
Season	3rd
Office Phone	801-863-8539
E-mail	Jarred.Jackson@uvu.edu

TEAM INFORMATION

2020-21 Record	11-11 (.500)
2020-21 Conference (Finish)	9-4 (T1st)
Starters Returning/Lost	3/2
Letter winners Returning/Lost	9/3
Newcomers	6
All-Time Record (yr)	898-609 (47th)
All-Time NCAA DI Record (yr)	320-248 (19th)
UCCU Center Record (yr)	204-60 (19th)

BASKETBALL SUPPORT STAFF

Director of Basketball Ops	Michael Johnson
Office Phone	(801) 863-5165
Cell Phone	(208) 283-6707
E-mail	Michael.Johnson@uvu.edu

Assistant A.D. - Basketball SID	Jason Erickson
Office Phone	(801) 863-5451
Cell Phone	(303) 946-6774
E-mail	Jason.Erickson@uvu.edu

Trainer	Andrew Nelson
E-mail	Andrew.Nelson@uvu.edu

Athletic Department	
Office Phone	(801) 863-8998
Fax	(801) 863-8813
Ticket Information	(801) 863-8653
Mailing Address	Utah Valley University Athletics - MS 104 800 W. University Parkway Orem, Utah 84058

BROADCAST INFORMATION

Tuesday's game against Chicago State will be broadcast live on ESPN+, which is available on the ESPN app and at ESPNplus.com. Adam Young and Sed Bonner will have the call on ESPN+. The game will also be broadcast over the air waves in Utah County with Jim McCulloch on the call. The radio broadcast will be aired live on ESPN 960 AM radio. A live stream of the radio broadcast will also be available at ESPN960sports.com.



ABOUT CHICAGO STATE

Chicago State enters Tuesday's game with a 7-24 overall record. The team has dropped two straight since upsetting New Mexico State, 61-59, on Feb. 26 in the Windy City. The Cougars dropped both of its games on the road last week, falling 62-53 at California Baptist before dropping a 74-66 decision at Seattle U on Saturday in the team's regular season finale. Chicago State led for the majority of the game on Saturday at Seattle U before falling down the stretch. Brandon Betson (31) and Jahsean Corbett (21) combined to score 52 of the Cougars 66 points while Corbett also led all rebounders with 14 boards for his fourth double-double of the season. Chicago State holds an all-time 0-6 record at the WAC Tournament. The team's last appearance at the tournament was in 2019, falling in the quarterfinals to NM State, 86-49. Betson leads the Cougars in scoring at 14.3 points a game, while Coreyoun Rushin fronts the team on the boards at 7.1 rebounds per game.

SERIES HISTORY VS. CHICAGO STATE

Utah Valley and Chicago State meet up on the basketball hardwood for the 27th time on Tuesday. The two teams will play for the first time in the WAC Tournament. Utah Valley holds an all-time 21-5 advantage in the series. The Wolverines have won seven straight over the Cougars dating back to an 87-54 win on Feb. 11, 2017 in the Windy City. Chicago State's last win over UVU was a 70-61 win in Orem on Jan. 12, 2017. UVU defeated Chicago State, 101-87, in the team's only game this season on Jan. 27 in Chicago.

Last 10 Results vs. Chicago State (UVU leads 20-5)

Jan. 27, 2022	Utah Valley def. Chicago State, 101-87	Chicago, Illinois
Jan. 02, 2020	Utah Valley def. Chicago State, 94-73	Chicago, Illinois
Feb. 21, 2019	Utah Valley def. Chicago State, 103-71	Orem, Utah
Jan. 26, 2019	Utah Valley def. Chicago State, 74-60	Chicago, Illinois
Feb. 08, 2018	Utah Valley def. Chicago State, 97-57	Chicago, Illinois
Jan. 13, 2018	Utah Valley def. Chicago State, 83-58	Orem, Utah
Feb. 11, 2017	Utah Valley def. Chicago State, 87-54	Chicago, Illinois
Jan. 12, 2017	Chicago State def. Utah Valley, 70-61	Orem, Utah
Feb. 18, 2016	Utah Valley def. Chicago State, 74-72	Orem, Utah
Jan. 23, 2016	Utah Valley def. Chicago State, 82-76	Chicago, Illinois

LAST MEETING vs. Chicago State (Jan. 27, 2022 - Chicago, Illinois)

CHICAGO, Ill. - Six Wolverines scored in double-figures as Utah Valley knocked off Chicago State, 101-87, on the road at the Jones Convocation Center on Thursday night in the Windy City. Every player that played for the Wolverines scored as UVU had an historic night shooting the ball. Utah Valley shot 69.1 percent from the field, its best percentage since 2014, and 72.7 percent from deep, its best clip since 2007.

Harding led the Wolverines with 18 points on 7 of 8 shooting, including 4 of 5 from downtown. Aimaq chipped in 17 points and five rebounds and Ceaser scored a career-high 17 points on 6 of 9 shooting, including a perfect 4 of 4 from the charity stripe. Tim Fuller added a season-high 15 points, on 7 of 9 shooting, and five rebounds while Le'Tre Darthard finished with 13 points and five rebounds. Harmon scored 12 points off the bench to go along with four assists while Jaden McClanahan dished out four assists.

Official Basketball Box Score - Final															Game Time: 7:00 PM							
Utah Valley at Chicago St.															Game Duration: 1:55							
01/27/22 Emil and Patricia Jones Convocation Center, Chicago															Attendance: 250							
2021-22 Men's Basketball															Officials: Brad Ferris, Jim Schipper, Dan Nowakowski							
Utah Valley - 101															Record: 14-6 (5-3)							
NO.	Name	Min	FG	3P	FT	Rebounds	Fouls	TP	AS	TO	ST	Blocks	BS	BA	Shooting By Period							
5	Tim Fuller	29:18	7-9	0-1	1-1	2	3	5	1	2	15	1	1	1	0	18						
11	Fardaws Aimaq	C 28:42	6-9	1-1	4-4	2	3	5	4	3	17	3	1	0	0	6						
1	Le'Tre Darthard	G 29:21	4-6	1-1	4-4	0	5	1	2	13	2	0	0	0	0	7						
3	Blaze Nield	G 15:41	2-2	0-0	0-0	0	1	1	2	4	1	2	0	0	0	-1						
15	Connor Harding	G 29:25	7-8	4-5	0-0	1	2	3	1	1	18	1	3	0	0	3						
2	Tim Ceaser	F 19:39	6-9	1-1	4-4	1	2	3	3	17	0	2	0	1	0	8						
10	Jaden McClanahan	G 24:19	0-3	0-0	2-2	1	1	2	4	5	2	4	2	1	0	15						
24	Justin Harmon	G 21:15	5-8	0-1	2-2	1	2	3	1	2	12	4	0	1	1	0	8					
0	Asa McCord	02:20	1-1	1-1	0-0	0	0	0	0	3	0	0	1	0	0	6						
Team			38-55		8-11	17-19	11	22	33	17	20	101	16	12	4	3	1	14				
Totals			38-55		8-11	17-19	11	22	33	17	20	101	16	12	4	3	1	14				
Chicago St. - 87															Record: 6-14 (2-5)							
NO.	Name	Min	FG	3P	FT	Rebounds	Fouls	TP	AS	TO	ST	Blocks	BS	BA	Shooting By Period							
15	Coreyoun Rushin	F 36:24	7-13	0-1	3-6	0	1	3	5	17	4	1	2	0	0	-12						
2	Dominique Alexander	G 35:42	7-12	2-4	7-7	3	2	5	4	6	23	5	2	2	0	1	-1					
11	Brandon Betson	G 33:03	6-13	3-5	0-1	0	1	1	3	2	15	2	3	1	0	-15						
14	Ali Abdou Dibba	G 12:13	4-6	1-2	0-0	0	0	0	0	1	9	0	0	0	0	-11						
25	Noah Bigirimwami	G 10:31	2-3	0-1	0-0	0	1	1	0	4	0	0	0	0	0	-7						
5	Favour Chukwukelu	13:52	1-2	1-2	2-2	0	0	0	1	2	5	0	0	0	0	-1						
22	Teddy Bayi Ba Mendeng	14:13	0-0	0-0	0-0	0	1	1	0	0	0	0	0	0	0	-8						
3	Bryce Johnson	11:36	0-0	0-0	0-0	0	0	0	2	1	0	0	0	0	0	-7						
Team			33-61		9-20	12-16	8	7	15	20	17	87	11	6	5	1	3	14				
Totals			33-61		9-20	12-16	8	7	15	20	17	87	11	6	5	1	3	14				
Biggest lead															18 (2 nd 3:55)		0 (1 st 20:00)					
Best Scoring Run															7 (1 st 12:36)		6 (2 nd 17:33)					
Lead Changes															0		0					
Times Tied															1		1					
Time with Lead															39:14		00:00					
Points from															UVU		CSU					
Turnovers															13		18					
Paint															48		40					
Second Chance															14		13					
Fast Breaks															6		10					
Bench															34		9					
Period by Period Scoring															1st		2nd		TOT			
															UVU		52		49		101	
															CSU		37		50		87	



Mark Madsen

Head Coach

3rd Season at UVU

3rd Season Overall

Overall Record 41-41

UVU Record Same

Overall WAC Record 24-22

Fast Facts About Madsen

- » Enters his third season as the head coach of the UVU men's basketball program.
- » Led Utah Valley to a WAC regular season title in 2020-21 after going 11-11 overall and 9-4 in WAC play. The WAC championship was only the second WAC title in UVU history and the team's first since the 2013-14 season.
- » Four of Madsen's players earned All-WAC honors in 2021, including first team, second team, and honorable mention awards. Under his tutelage, Fardaws Aimaq became the first player in UVU history to earn both WAC Player of the Year honors and the WAC Defensive Player of the Year award. Aimaq became the first player in 40 years to average 15 rebounds a game and was the nation's leader in total rebounds, rebounds per game, and defensive rebounds per game. Aimaq also earned All-District honors and was named a finalist for both the Lou Henson Player of the Year award and the Lefty Driesell National Defensive Player of the Year award. Aimaq won Riley Wallace Award, which is given annually to the top transfer in Division I college basketball.
- » Two-time NBA champion, former Los Angeles Lakers assistant coach, and former Stanford University basketball star Mark Madsen was officially named the men's basketball head coach at Utah Valley University in April.
- » Madsen takes over the Utah Valley program after serving six seasons as an assistant coach for the Los Angeles Lakers. He was a two-time NBA champion as a player with the Lakers (2001 and 2002), and played for the Minnesota Timberwolves for six seasons.
- » Following his playing career, Madsen served as an assistant coach during the 2009-10 season with the Utah Flash of the NBA G League before returning to his alma mater, Stanford University, where he earned an MBA from the Stanford Graduate School of Business in 2012.
- » In 2012, he was named an assistant coach at Stanford on Johnny Dawkins' staff and spent the 2012-13 season working in recruiting, opponent game planning, and player skill development.
- » Spent four years as a player at Stanford (1996-2000), where he earned All-American honors in each of his final two seasons while helping the Cardinal to four NCAA Tournament appearances, including the 1998 Final Four.
- » Earned the nickname "Mad Dog" while at Stanford for his aggressive style of play. The nickname stayed with him throughout his NBA career.
- » Madsen averaged 10.9 points and 7.0 rebounds per game during his four seasons with the Cardinal. He ranks fourth all-time in field goal percentage (58.7) and sixth in rebounds (857). During his time at Stanford, the team compiled an impressive 105-24 overall record.
- » Inducted into the Stanford Athletics Hall of Fame.
- » A native of Danville, Calif., Madsen earned his undergraduate degree in economics from Stanford in 2000.
- » Graduated from San Ramon Valley High School.
- » He and his wife, Hannah, have two sons and one daughter, William (4) LeRoy (2), and Alexandria (4 months).

Madsen Career Year-by-Year

Year	School	Overall (Conf.)	Postseason
2019-20	Utah Valley	11-19 (5-10 WAC)	
2020-21	Utah Valley	11-11 (9-4 WAC)	
2021-22	Utah Valley	19-11 (10-8 WAC)	
Overall		41-41 (24-22 WAC)	

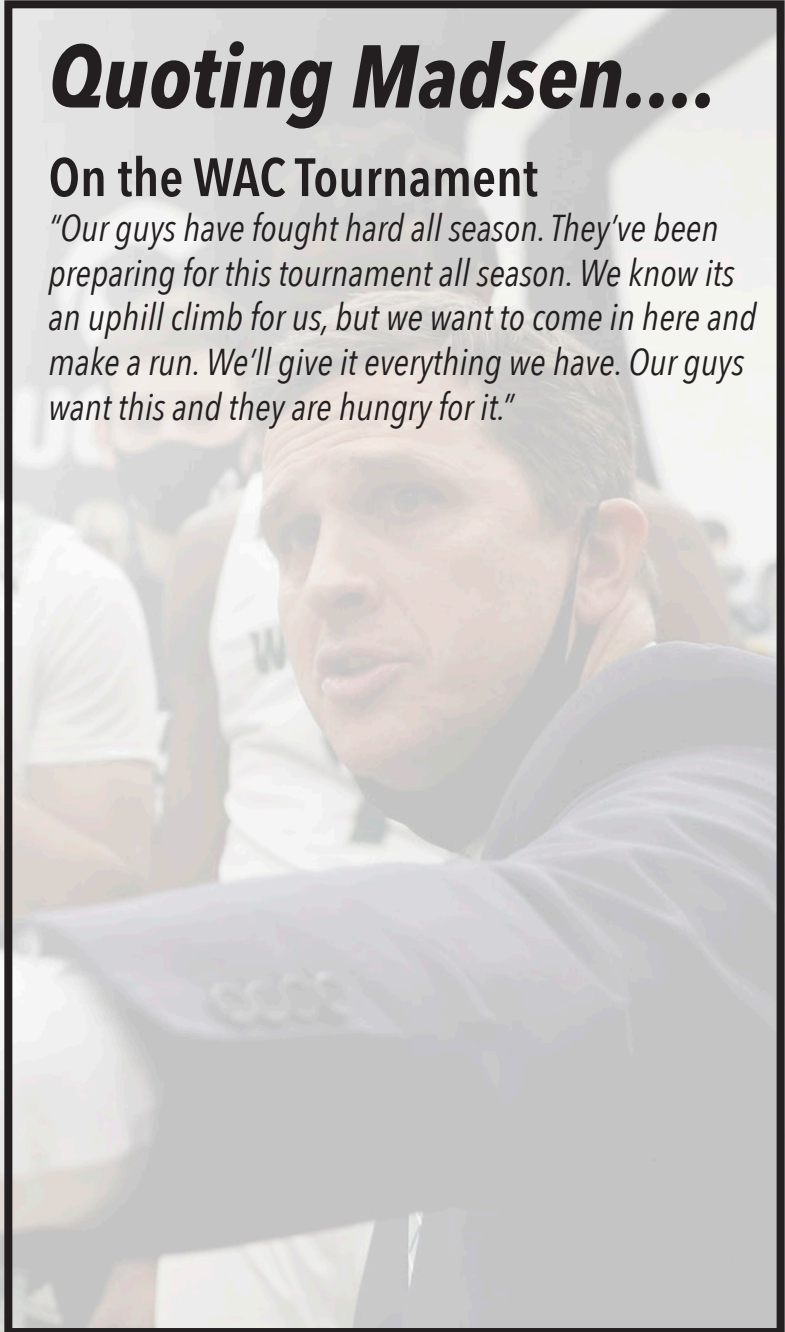
Madsen Coaching Experience

2009-10	Utah Flash	Assistant Coach
2012-13	Stanford	Assistant Coach
2013	Los Angeles D-Fenders	Head Coach
2013-19	Los Angeles Lakers	Assistant Coach
2019-present	Utah Valley	Head Coach

Quoting Madsen....

On the WAC Tournament

"Our guys have fought hard all season. They've been preparing for this tournament all season. We know its an uphill climb for us, but we want to come in here and make a run. We'll give it everything we have. Our guys want this and they are hungry for it."



ESPN 960 AM Coaches' Show

Tune in and listen to Utah Valley head coach Mark Madsen each Monday at 1 p.m. on ESPN 960 AM radio. Madsen will join Brandon Crow each week to discuss UVU hoops. A weekly podcast of the show will be available each week at www.espn960sports.com. ESPN 960 AM will also be the broadcast home of UVU's 31 games this season. Jim McCulloch returns for his 12th season to handle the play-by-play duties for UVU basketball again this season.





The Wolverines shot 17-for-19 from the charity stripe and won the rebounding battle 33-15. UVU also held a 48-40 advantage in the paint and Utah Valley's bench outscored Chicago State's 34-9. The Wolverines never trailed and made a season high 38 field goals.

AIMAQ NAMED WAC DEFENSIVE PLAYER OF THE YEAR, FIRST TEAM ALL-WAC, AND TO WAC ALL-DEFENSIVE TEAM

Utah Valley center Fardaws Aimaq has been named the Western Athletic Conference Defensive Player of the Year. He was also selected to the All-WAC First Team and WAC All-Defensive Team the league office announced on Monday. The All-Conference honors are voted on by the WAC's head coaches.

Aimaq earns the WAC's Defensive Player of the Year award for a second straight season. He is the only player in UVU history to earn the honor. Aimaq also earns first team all-WAC honors and WAC All-Defensive team honors for a second straight year.

Aimaq leads the nation with 26 double-doubles and averages a nation-best 10.83 defensive rebounds per game. One more double-double would give Aimaq 27, tying him with Pascal Siakam for the most double-doubles in WAC history. It would also tie him for the fifth-most double-doubles in NCAA history. He also ranks second in the country in rebounds per game (13.9) and second in total rebounds (418).

The sophomore center broke Paul Millsap's WAC season rebounds record of 245, compiling 254 boards during WAC play this season. Millsap's record had stood for 15 seasons before Aimaq broke it with his nine rebounds in UVU's final WAC game of the season at New Mexico State on March 5. Big Maple now has 419 rebounds this season is now 21 rebounds away from breaking Millsap's overall WAC record of 438 rebounds tallied in 2005-06.

Aimaq is the only player in the country with three 20/20 games this season. He is also the only player in the nation to record back-to-back 20/20 games and is the only player in the country averaging at least 18 points and 13 rebounds per game.

Aimaq has earned five WAC Player of the Week honors, two Lute Olsen National Players of the Week awards, and on ESPN Player of the Week award this season.

AIMAQ BREAKS PAUL MILLSAP'S WAC-ONLY SINGLE SEASON REBOUND RECORD, ON CUSP OF BREAKING HIS OVERALL SINGLE SEASON REBOUNDS MARK


Utah Valley's Fardaws Aimaq broke Paul Millsap's WAC-only single season rebounds record on March 5 at New Mexico State. Aimaq finished the WAC season with 254 boards, surpassing Millsap's record of 245 set during the 2005-06 season. Aimaq currently has 418 rebounds this season and is now just 21 boards away from breaking Millsap's overall single season record of 438 rebounds (2005-06).

All-Time WAC Single Season Rebounds Record (Full Season)

- 1. 438 Paul Millsap, Louisiana Tech 2005-06
- 2. **418 Fardaws Aimaq, Utah Valley 2021-22**

All-Time WAC Single Season Rebounds Record (WAC-Only Games)

- 1. **254 Fardaws Aimaq, Utah Valley 2021-22**
- 2. 250 Paul Millsap, Louisiana Tech 2005-06



UVU'S RECORD WHEN

19-11	Overall
11-2	Home
6-9	Road
2-0	Neutral
10-8	WAC
13-2	Leading at Half
4-9	Trailing at Half
1-1	Tied at Half
4-1	Overtime
18-6	Has more rebounds
1-4	Has less rebounds
0-0	Rebounds are equal
18-3	Higher shooting percentage
1-8	Lower shooting percentage
4-2	Fewer turnovers
14-8	More turnovers
1-1	Turnovers are equal
1-1	Games Decided by 3 Points or Less
6-4	Games Decided by 4-9 Points
8-5	Games Decided by 10-19
1-1	Games Decided by 20-29 Points
3-0	Games Decided by 30 Points or More
2-5	Scores 59 Points or Less
5-3	Scores 60-69 Points
6-3	Scores 70-79 Points
4-0	Scores 80-89 Points
0-0	Scores 90-99 Points
2-0	Scores 100 Points or More
10-0	Opponent Scores 59 Points or Less
5-3	Opponent Scores 60-69 Points
3-6	Opponent Scores 70-79 Points
1-2	Opponent Scores 80-89 Points
0-0	Opponent Scores 90-99 Points
0-0	Opponent Scores 100 Points or More
6-1	November
3-3	December
5-2	January
5-3	February
0-2	March
2-0	Monday
1-1	Tuesday
4-2	Wednesday
3-4	Thursday
2-0	Friday
7-4	Saturday
0-0	Sunday
5-7	Black Uniforms
8-0	White Uniforms
2-3	Green Uniforms
4-1	Gray "The Valley" Uniforms



AIMAQ ONE DOUBLE-DOUBLE AWAY FROM SIAKAM'S WAC RECORD, SIXTH-MOST IN NCAA HISTORY

One more double-double will give Fardaws Aimaq 27 double-doubles this season, tying him with Pascal Siakam for the most double-doubles in WAC history. A 27th double-double would also tie him with nine other players, including Siakam, Oscar Robertson, Lew Alcindor, Artis Gilmore, and Bill Walton for the fifth-most double-doubles in NCAA history.

All-Time NCAA Single Season Double-Double Leaders

David Robinson, Navy	1985-86	31
Jerry West, Virginia	1959-60	30
Xavier McDaniel, Wichita State	1984-85	30
Blake Griffin, Oklahoma	2008-09	30
Tom Gola, La Salle	1954-55	30
Tom Gola, La Salle	1953-54	30
Mel Counts, Oregon State	1963-64	29
Rudy Hackett, Syracuse	1974-75	29
Benoit Benjamin, Creighton	1984-85	29
Derrick Coleman, Syracuse	1988-89	29
Tim Duncan, Wake Forest	1996-97	29
Kenneth Faried, Morehead St.	2010-11	29
Oscar Robertson, Cincinnati	1958-59	28
Lew Alcindor, UCLA	1966-67	28
Larry Bird, Indiana State	1978-79	28
Michael Beasley, Kansas State	2007-08	28
Caleb Swanigan, Purdue	2016-17	28
Oscar Robertson, Cincinnati	1959-60	27
Mel Counts, Oregon State	1962-63	27
Paul Silas, Creighton	1963-64	27
Lew Alcindor, UCLA	1967-68	27
Artis Gilmore, Jacksonville	1969-70	27
Bill Walton, UCLA	1972-73	27
Thomas Robinson, Kansas	2011-12	27
Egidijus Mockevicius, Evansville	2015-16	27
Pascal Siakam, New Mexico State	2015-16	27
Engel Delgado, Seton Hall	2016-17	27
Fardaws Aimaq, Utah Valley	2021-22	26

AIMAQ JOINS 1,000-POINT CLUB, JUST 41 POINTS SHY OF 600 SEASON POINTS

Utah Valley's Fardaws Aimaq scored his 1,000th career point on a free throw with 12:47 to play in the second half at Grand Canyon on March 3. Aimaq has scored 862 of those points in his two seasons with Utah Valley. He also scored 146 points during the 2018-19 season at Mercer. Aimaq also needs just 35 more points to become just the third player in UVU history to score 600 or more points in a single season. The only other Wolverines to hit the single season 600-point mark are Ronnie Price (2004-05) and Ryan Toolson (2007-08, 2008-09).



All-Time UVU Single Season Points Records

1. Ronnie Price (28 games)	680	2004-05
2. Ryan Toolson (29 games)	679	2007-08
3. Ryan Toolson (28 games)	666	2008-09
4. Ronnie Price (28 games)	565	2003-04
Fardaws Aimaq (28 games)	565	2021-22
6. Jake Toolson (35 games)	548	2018-19
7. Isiah Williams (33 games)	542	2011-12
8. Isiah Williams (30 games)	524	2010-11
9. Fardaws Aimaq (26 games)	499	2020-21
10. Holton Hunsaker (32 games)	455	2013-14

AIMAQ BREAKS ALL-TIME UVU SINGLE SEASON REBOUNDS RECORD

With his 21 rebounds at Dixie State on Feb. 20, Fardaws Aimaq surpassed Geddes Robinson as the all-time single season rebounder in UVU history. Aimaq now has a single season school-record 418 rebounds, passing Robinson who had 344 rebounds during the 2011-12 season.

All-Time UVU Single Season Rebounds Chart

1. Fardaws Aimaq, 2021-22	418
2. Geddes Robinson, 2011-12	344
3. Fardaws Aimaq, 2020-21	330
4. Isaac Neilson, 2016-17	310
5. Geddes Robinson, 2010-11	282
6. Ben Aird, 2013-14	267
7. Ben Aird, 2012-13	262
8. Baylee Steele, 2018-19	252
9. Akolda Manyang, 2017-18	251
10. Ben Aird, 2011-12	249

UVU DROPS REGULAR SEASON FINALE AT NM STATE, 62-46

Utah Valley was unable to overcome a slow start in the second half as the Wolverines dropped its regular season finale on the road, 62-46, at New Mexico State. UVU enters the Hercules Tires WAC Basketball Tournament in Las Vegas with the seven seed while NM State earned the top seed.

UVU wraps up the season with a 19-11 record, including 10-8 in WAC play. NMSU finishes the regular season with a 24-6 record on the year, tying for first place in the conference with a 14-4 record.

After falling behind by five points early, Fardaws Aimaq hit a corner three to spark an 8-0 run, giving UVU an 8-5 advantage with 17:13 to go in the first half. NMSU scored five-straight points to regain the lead as both teams battled back forth to a 19-18 Aggie lead with 4:44 left in the opening half. New Mexico State outscored the Wolverines 9-4 to finish off the half, taking a 28-22 lead into the break. The Aggies scored the first five points of the second half before a Tim Fuller dunk and a bucket by Aimaq trimmed the lead down to 35-26 with 16:35 left. NM State took control of the game with a 13-0 run, extending its lead to 48-26, with 11:43 remaining. Le'Tre Darthard led a 13-2 run to cut the deficit down to 50-39 with just under eight minutes to go, but the Wolverines were unable to get any closer the rest of the way. UVU went without a field goal over the final 6:47 of the game as New Mexico State pulled away for the 62-46 win.

Darthard led the Wolverines with 13 points off the bench on 3-of-6 shooting from deep. Aimaq finished the night with eight points and nine rebounds, snapping a streak eight-straight games with a double and marking the first time failed to score in double digits this season. Fuller chipped in eight points and five boards and Blaze Nield tallied four assists, moving into ninth in school history for career assists.

The Wolverines shot 17-49 from the field, failing to top 50 points for the first time this season. UVU was outrebounded for just the sixth time this season, losing the rebounding battle 36-31. Utah Valley limited NM State to just 8-30 shooting from downtown, but the Aggies outscored the Wolverines 30-18 in the paint.

AIMAQ IS THE ONLY PLAYER IN THE COUNTRY AVERAGING AT LEAST 18 POINTS AND 13 REBOUNDS PER GAME

Fardaws Aimaq is the only player in the nation averaging at least 18 points and 13 rebounds per game. Big Maple leads UVU in scoring at 18.8 points and rebounding at 13.9 rebounds per game. He ranks second nationally in rebounding and is 47th in scoring.



AIMAQ EARNS FIFTH WAC PLAYER OF THE WEEK HONOR OF THE SEASON, EIGHTH OF HIS CAREER

Fardaws Aimaq has been named the TicketSmarter Western Athletic Conference Men's Basketball Player of the Week for February 21 through February 27. The award marks Aimaq's fifth WAC Player of the Week honor of the season and the eighth of his career.

Aimaq, a sophomore center from Vancouver, B.C., Canada,

recorded his 24th and 25th double-doubles of the season in a pair of wins over Seattle U and California Baptist. Against Seattle U, the man they call Big Maple scored 19 points and brought down 18 rebounds to go with three blocks, two assists and a steal. He followed that up with 20 points, 16 rebounds and two blocks in a win against California Baptist. On the week, he was 14-of-27 from the field for a .519 shooting clip and was a perfect 9-for-9 on free throws.

WOLVERINES BECOME ONE OF ONLY TWO TEAMS TO DEFEAT SAM HOUSTON AT HOME

Justin Harmon hit the go-ahead layup with 58 seconds remaining as Utah Valley came from behind to knock off Sam Houston 57-54 on Feb. 5, becoming just one of two teams to defeat the Bearkats at home this season. Harmon and Fardaws Aimaq scored the final eight points of the game as UVU held the Bearkats scoreless over the final 3:38 to secure the win. Missouri State is the only other team to beat the Bearkats at home.

UVU DEFENSE HOLDS TWO OPPONENTS WITHOUT A THREE THIS SEASON

Utah Valley has held an opponent without a three-pointer two times this season. The Wolverines held Pac-12 foe Washington to a 0-for-11 mark from long range in a 68-52 win. UVU then held a conference opponent without a three for the first time in team history, limiting Lamar to a 0-for-9 clip in a 58-41 win. It is the first time in team history that UVU has held two teams without a three-point field goal in a single season.



BIG MAPLE CAMPAIGN

The Utah Valley athletic communications department sent out 60 bottles of Fardaws Aimaq Big Maple Syrup to media members across the country. The boxes of maple syrup also included a limited edition Fardaws Aimaq tshirt and information about the redshirt sophomore

center. Aimaq led the nation last season in rebounds per game, becoming the first player in over 40 years to hit the 15 rebound per game barrier. He now leads the nation with 22 double doubles this season and ranks second in the nation in rebounds per game at 13.4 a contest. Fardaws'



father, Faramarz Aimaq, fled the conflict in Afghanistan with his family in 1989 and settled in Vancouver, Canada where he and his wife raised their family. Faramarz says he fed Fardaws steak and chicken as an infant, which he believes boosted his growth.

HISTORIC SHOOTING NIGHT IN THE WINDY CITY, EIGHTH-BEST MARK IN THE NATION THIS SEASON

Utah Valley shot 69.1 percent (38-55) from the field in a win at Chicago State on Jan. 27, its best percentage since the 2013-14 season. The mark is the eighth-best shooting percentage game in the nation this season. The Wolverines also shot a 72.7 percent (8-11) mark from long range, its best clip since 2007. UVU also connected on an impressive 17 of 19 shots from the free throw line, an 89.5 percent mark. The 69.1 percent from the field is the third-best single-game team field goal percentage in UVU history. The 38 field goals made are the most sixth most in UVU single game history.

UVU Single Game Field Goal Percentage Records

- | | |
|---------------------------------|------------------|
| 1. .705 vs. UTPA | 3/13/2014 |
| 2. .702 at UMKC | 12/5/2006 |
| 3. .691 at Chicago State | 1/27/2022 |
| 4. .674 at NJIT | 2/24/2007 |
| 5. .659 at Arizona State | 12/10/2005 |

4-1 IN OT

Five of Utah Valley's games this season have taken extra time. The Wolverines are 4-1 in those games with overtime road wins at Pepperdine and Long Beach State, and overtime wins at home over Denver and No. 12 BYU. UVU also took an 80-75 overtime road loss at Dixie State. Utah Valley has outscored its opponents 67-38 in its five overtime periods.

DAWS LEADS NATION IN DOUBLE-DOUBLES AND DEFENSIVE BOARDS PER GAME

As of March 6, Fardaws Big Maple Aimaq leads the nation in double-doubles (26) and defensive rebounds per game (10.83). Aimaq also ranks second in rebounds per game (13.9) and second in total rebounds (418). He is also 25th in free throw attempts (184), 33rd in offensive boards per game (3.10), 34th in total field goals made (207), 37th in free throws made (133), and 38th in total points (418).

AIMAQ LEADING THE WAC

Fardaws Aimaq leads the WAC in rebounds per game (13.9), defensive rebounds (325), offensive rebounds (93), and total rebounds (418). He ranks second in the WAC in scoring (18.8), points (565), field goals made (207), and blocks (39). He ranks fourth in free throws made (133).

WOLVERINES ONE OF TOP REBOUNDING TEAMS IN NATION

As a team, Utah Valley ranks fourth in the country in defensive rebounds per game (29.67), fifth in three-point field goal percentage defense (27.7), sixth rebound margin (8.1), and seventh in total rebounds per game (40.70).

UVU SETS UCCU CENTER RECORD WITH 107 POINTS SCORED

UVU defeated Bethesda 107-65 on Dec. 17 at the UCCU Center. The 107 points are the most points ever scored in a game by a team at the UCCU Center. The previous record was 106 points against Bethesda on Dec. 14, 2017. The 107 points is tied for the third most points ever scored in a single game by UVU. The team single game record for points scored is 123 recorded at Chicago State on Jan. 29, 2009. The Wolverines also hit the century mark with 101 points in a win at Chicago State.



WIN AT WASHINGTON MARKS UTAH VALLEY'S THIRD WIN OVER A POWER 6 TEAM

Utah Valley's 68-52 road win over Pac-12 foe Washington on Dec. 21 marks the program's third win over a team from a Power 6 conference. All three of UVU's P6 wins are road wins over Pac-12 conference opponents. UVU's previous P6 wins included at 75-71 win at Arizona State (12/10/05) and a 70-68 win at Oregon State (12/1/10).

UVU IS NO. 116 IN THE NCAA NET RANKINGS

As of March 5, Utah Valley holds the fourth-best NCAA NET ranking in the WAC as the team currently holds the No. 116th spot. New Mexico State holds the top ranking in the WAC at No. 87, followed by Grand Canyon at No. 89, and SFA at 112. Following UVU at 116, Seattle U is 122, Abilene Christian (134), Sam Houston (164), California Baptist (207), Tarleton (215), Dixie State (272), UTRGV (309), Chicago State (336), and Lamar (354).



AIMAQ FEATURED ON ESPN.COM

Utah Valley center Fardaws Aimaq was featured on ESPN.com recently in an article by SportsCenter anchor and college basketball host Kevin Connors. The article featured Aimaq's upbringing, his rebounding magic, his parents fleeing Afghanistan during the conflict in the 1989, and his black belt in MMA.

THREE-POINT STREAKING

Utah Valley has now hit a three-point field goal in 214 straight games. The last time UVU played in a game without hitting a shot from beyond the arc was on Feb. 7, 2015 at Seattle U.

UVU BECOMES FIRST NCAA DIVISION I PROGRAM TO WEAR JERSEY PATCH IN THE FIGHT AGAINST CANCER, PARTNERS WITH 5 FOR THE FIGHT

The Utah Valley University men's basketball team has announced it will partner with 5 For The Fight to become the first NCAA Division I program to sponsor a patch in the fight against cancer on its jersey. The team debuted the patch in its game against BYU. UVU will wear the patch on its white uniforms and the Wolverines are a perfect 7-0 when wearing those uniforms this season.



5 For the Fight is a 501(c)3 nonprofit that invites everyone to donate \$5 to the fight against cancer. It is an organization crowdfunding for cancer research. It is something everyone can do, and it provides a way for every person to contribute to a cause that is literally saving lives.

"UVU athletics is honored to partner with the 5 For The Fight team and we look forward to helping the organization raise awareness and drive contributions in the fight against cancer," said Utah Valley Athletic Director Dr. Jared Sumsion. "We all know someone who has been affected by cancer. I lost my Mom to pancreatic cancer last December--this battle is personal for me and for the millions of others who fight this dreadful disease every day."

The Utah Jazz became the first professional sports team in North America to wear a cause-related sponsorship patch, inviting everyone to donate \$5 for the fight against cancer. Since the Jazz began wearing the 5 For The Fight patch, the charity has raised more than \$26 million for cancer research.

5 For The Fight partners with leading cancer research centers across the world to fund some of the most groundbreaking cancer research being done today. In addition to funding established researchers, we are also committed to bringing new researchers into the fight by supporting fellowships for the next generation of great cancer researchers.

If you want to join the fight against cancer and contribute \$5 please text "FUTURE" to 50555 and confirm your donation.

AIMAQ EARNS WAC PLAYER OF THE WEEK FOR FEB. 7-13

Utah Valley's Fardaws Aimaq has been named the TicketSmarter Western Athletic Conference Men's Basketball Player of the Week for February 7 through February 13. It is his fourth WAC Player of the Week honor of the season and the seventh of his career. Aimaq, a redshirt-sophomore center from Vancouver, B.C., Canada, recorded his nation-leading 20th and 21st double-doubles of the season as the Wolverines split a pair of crucial WAC games at home. After putting up 15 points and 12 rebounds in a loss to Grand Canyon on Thursday, he stepped up on Saturday, scoring 23 points with 12 rebounds, five assists and three steals in a 72-68 over league-leading NM State.

AIMAQ NAMED TO LOU HENSON PLAYER OF THE YEAR AWARD WATCH LIST

Utah Valley center Fardaws Aimaq has earned a spot on the 2021-22 Lou Henson National Player of the Year Watch List. Aimaq was a finalist for the award last year. The Lou Henson National Player of the Year award is presented annually to the top mid-major player in Division I college basketball. It honors former Illinois and New Mexico State head coach Lou Henson who won 775 games in 41 seasons.



AIMAQ NAMED TO KAREEM ABDUL-JABBAR PRESEASON WATCH LIST

At the beginning of the season, The Naismith Memorial Basketball Hall of Fame announced that Utah Valley center Fardaws Aimaq has been named to the 2022 Kareem Abdul-Jabbar Center of the Year Award Watch List, along with 19 other candidates. The list has since been trimmed to 10. Named after Class of 1995 Hall of Famer and three-time NCAA Champion Kareem Abdul-Jabbar, the annual honor in its eighth year recognizes the top centers in men's college basketball. A national committee of top college basketball personnel determined the watch list of 20 candidates. Aimaq becomes the first player in UVU history named to one of the preseason national watch lists. The redshirt sophomore center heads into his second season with the Wolverines after earning both WAC Player of the Year and WAC Defensive Player of the Year honors in 2020-21, helping UVU to a share of the WAC regular season championship.



AIMAQ'S 22 REBOUNDS AGAINST BYU IS THE FOURTH-MOST REBOUNDS IN A SINGLE GAME IN THE NATION THIS SEASON

Fardaws Aimaq's 22 rebounds against BYU is tied for the third-most rebounds in a single-game this season. Aimaq's 25 rebounds against Dixie State (2/13/21) last season were the most in the nation last year. He also recently pulled down 20 boards on the road at Tarleton on Feb. 16, which rank as the sixth most in a single game in UVU history.

Most Rebounds in a Single Game this season nationally

1. Oscar Tshiebwe, Kentucky	28
2. Norchad Omier, Arkansas St.	26
3. Kobe Brown, Missouri	23
Aboubacar Traore, Long Beach St.	23
5. Fardaws Aimaq, Utah Valley	22
Chuba Ohams, Fordham	22
Armando Bacot, North Carolina	22
Tyree Corbett, Coppin St.	22
Oscar Tshiebwe, Kentucky	22
Tyree Corbett, Coppin St.	22
Armando Bacot, North Carolina	22

UCCU CENTER MAGIC

UVU holds an impressive 55-15 (78.5 percent) record at home since over the past five seasons (2017-22). Utah Valley holds an all-time 204-60 (77.2 percent) record in its 15th season this year at the UCCU Center. The Wolverines are averaging 13.7 wins a season on their home hardwood. UVU finished the 2018-19 season with a school-record 16-1 mark. The team went 14-1 at home during the 2017-18 season and was 6-7 at home in 2019-20. UVU went 8-4 at home last season and went 11-2 at the UCCU Center this season.

DAWS MAKING REBOUND HISTORY

Utah Valley center Fardaws Aimaq is already one of the top rebounders in college basketball history. With his 15.0 rebounds per game last season (2020-21), Aimaq became the first player in 40 years to average 15 or more rebounds per game in a single season during his 2020-21 campaign. The last player to average 15 or more rebounds a game was Alcorn State's Larry Smith who averaged 15.1 boards in 26 games during the 1979-80 season. It had been 41 years! Aimaq was in good company. Big Maple is back at it again this season as he already ranks second in the nation in boards per game at 13.9. During his two seasons at UVU, he averages 14.4 rebounds a game. The NCAA Division I rebounds per game record for a single season is 25.6 set by Marshall's Charlie Slack in 1955. Since 1973, the best average is 20.4 set by American's Kermit Washington in 1973.

Rebounds per game chart since the 1985-86 season

1. Fardaws Aimaq, Utah Valley 2020-21	15.00
2. Warren Kidd, Middle Tennessee 1992-93	14.85
3. Jerome Lambert, Baylor 1993-94	14.79
4. Tim Duncan, Wake Forest 1996-97	14.74
5. Shaquille O'Neal, LSU 1990-91	14.68
6. Kurt Thomas, TCU 1994-95	14.56
7. Kenneth Faried, Morehead State 2010-11	14.51
8. Blake Griffin, Oklahoma 2008-09	14.40

2021-22 National Rebound Leaders (As of Feb. 25)

1. Oscar Tshiebwe, Kentucky	15.3
2. Fardaws Aimaq, Utah Valley	13.9
3. Armando Bacot, North Carolina	12.5
4. Norchad Omier, Arkansas St.	12.2
5. Chuba Ohams, Fordham	11.5
6. Enrique Freeman, Akron	11.0
7. Dillon Jones, Weber State	10.6
8. Johni Broome, Morehead State	10.5
9. Kenneth Lofton Jr., Louisiana Tech	10.5
10. Kofi Cockburn, Illinois	10.5

UVU Single-Game Rebound Records

1. 25 Fardaws Aimaq vs. Dixie State, 2/13/21
2. 22 Fardaws Aimaq vs. #12 BYU, 12/1/21

- 3. **21 Fardaws Aimaq at Dixie State, 2/19/22**
- 4. **20 Fardaws Aimaq at Tarleton, 2/16/22**
- 20 Fardaws Aimaq vs. Weber State, 1/2/21**
- 20 Fardaws Aimaq vs. Wyoming, 12/12/20**
- 7. **19 Fardaws Aimaq at Grand Canyon, 3/3/22**
- 19 Baylee Steele vs. BYU, 11/9/18
- 8. **18 Fardaws Aimaq vs. Seattle U, 2/24/22**
- 18 Fardaws Aimaq at California Baptist, 1/15/22**
- 18 Fardaws Aimaq vs. Adams State, 11/26/20**
- 18 Fardaws Aimaq vs. Westminster, 12/2/20**
- 18 Jon Bell at Florida Gulf Coast, 3/5/04
- 18 Isaiah White at CSU Bakersfield, 1/23/20
- 18 Geddes Robinson vs. NJIT, 1/28/12

BIG MAPLE EARNS ESPN PLAYER OF THE WEEK, SECOND LUTE OLSON NATIONAL PLAYER OF THE WEEK HONOR FOR WEEK OF NOV. 29-DEC. 5

Utah Valley center Fardaws Aimaq was named the ESPN Player of the Week, the Lute Olson National Player of the Week, and the WAC Player of the Week for his performance last week in a 72-65 overtime win over No. 12 BYU. The WAC honor marks the third straight week that Aimaq has earned the award. It is the second time this season that Aimaq has earned the Lute Olson National Player of the Week honor. Aimaq, from Vancouver, Canada, recorded his nation-leading seventh straight double-double with 24 points and a season-high 22 rebounds to lead Utah Valley to a 72-65 overtime win over No. 12 BYU. He also dished out a season-high four assists and tallied a career-high five steals in the win over the crosstown rival. Aimaq scored his 24 points on a 7 of 19 clip from the field and an 8 of 13 mark from the free throw line.

Aimaq, a Kareem Abdul-Jabbar award candidate, leads the nation in double-doubles (7), defensive rebounds per game (10.50), and total rebounds (118). He also ranks second in the nation in rebounds per game at 14.8 a contest.



WOLVERINES RECEIVE FIRST-EVER VOTE IN TOP-25 COACHES POLL ON DEC. 6

For the first time in team history, Utah Valley received a vote in the Ferris Mowers Men's Basketball Coaches Top-25 poll. After its 72-65 overtime win over 12th-ranked BYU last week, Utah Valley received one vote in the Dec. 6 poll.

UTAH VALLEY CLAIMS SOCAL CHALLENGE CHAMPIONSHIP

Utah Valley won the SoCal Challenge championship in Orange County this past week, defeating Idaho, 83-45, before downing Nicholls State, 74-63, in the title game to claim the championship skimboard trophy. Fardaws Aimaq was named the SoCal Challenge MVP and Connor Harding was named to the all-tournament team. Aimaq averaged a double-double over the two games at 12.0 points and 16.0 rebounds per game. The Wolverines went 3-0 at the event with an off-site 86-74 overtime win at Pepperdine before winning games against Idaho and Nicholls State at the JSerra Pavilion in San Juan Capistrano, Calif.





UTAH VALLEY KNOCKS OFF THEN-#12 BYU IN OVERTIME, 72-65

Fardaws Aimaq recorded a double-double with 24 points and 22 rebounds and Justin Harmon scored a career-high 24 points to lead Utah Valley to its first-ever win over a ranked opponent in a 72-65 overtime win over No. 12 BYU on Dec. 1 at the UCCU Center. The win is the first win over a ranked opponent in UVU history. The Wolverines were previously 0-10 all-time against teams in the Top-25.

AIMAQ NAMED WAC PLAYER OF THE WEEK FOR NOV. 22-28

Utah Valley center Fardaws Aimaq has been named the TicketSmarter Western Athletic Conference Men's Basketball Player of the Week for the week of Nov. 22-28.

Aimaq wins the award for the second straight week after being named SoCal Challenge MVP following wins over Idaho and Nicholls State and then adding a home win against Denver on Saturday. On the week, he averaged 14.5 points per game and 15.3 rebounds per game with three double doubles, giving him a NCAA-best six on the young season.

HARDING AND NIELD KNOCK DOWN CLUTCH SHOTS IN SOCAL

Utah Valley's guard duo of Connor Harding and Blaze Nield knocked down big shots in a pair of overtime games on the road at Pepperdine and Long Beach State to help UVU to a pair of road wins. Trailing by three points with just seconds remaining in regulation against Pepperdine, Harding drained a step-back three with 1.2 seconds remaining on the clock to send the game into overtime. He then opened the OT period with a three, sparking a run as UVU outscored the Waves 15-8 in the overtime period to lift the Wolverines to an 86-74 win. Just two nights later, Blaze Nield hit a game-tying shot jumper with just four seconds to play to send the Wolverines into overtime at Long Beach State. Nield made a go-ahead three with 1:24 remaining in overtime at LBSU and then hit another go-ahead three from deep to give the Wolverines the lead for good, 80-78, with 41 seconds to play in OT to help secure UVU's second-straight overtime win.

AIMAQ NAMED LUTE OLSON NATIONAL PLAYER OF THE WEEK AND WAC PLAYER OF THE WEEK FOR NOV. 15-22

Utah Valley center Fardaws Aimaq was named the Lute Olson National Player of the Week and the Western Athletic Conference Player of the Week after leading the Wolverines to a pair of overtime road wins last week against Pepperdine and Long Beach State. Aimaq opened the week with a career-high 34 points, adding 14 rebounds, in an 86-74 overtime win at Pepperdine. He then added 25 points to go with 16 rebounds in an 84-78 overtime win at Long Beach State. On the week, he averaged 29.5 points per game and 15.0 rebounds per game, adding three blocks, two steals and a pair of assists.

AIMAQ NAMED WAC PRESEASON PLAYER OF THE YEAR, WOODBURY SELECTED TO ALL-WAC TEAM

Utah Valley center Fardaws Aimaq has been named the Western Athletic Conference Preseason Player of the Year by the media and Utah Valley was picked to finish fourth by the coaches and fifth by the media in the league's preseason polls. Aimaq was also selected First Team All-WAC and junior guard Trey Woodbury was named Second Team All-WAC by both the coaches and the media.

UTAH VALLEY PICKED FOURTH IN PRESEASON MEDIA POLL, FIFTH IN COACHES POLL

Utah Valley was selected fourth in the WAC's preseason media poll. The Wolverines received 103 points and were just three points behind Stephen F. Austin for the No. 3 spot. NM State was picked first in the media poll, followed by Grand Canyon in second. Abilene Christian was selected fifth, followed by Seattle U sixth, Sam Houston seventh, and California Baptist eighth. Tarleton and UT Rio Grande Valley were tied for the ninth spot, Lamar was picked 11th, Dixie State 12th, and Chicago

State 13th. The Wolverines were picked to finish fifth in the WAC's preseason coaches' poll. NM State was picked first, Stephen F. Austin second, Grand Canyon third, and Abilene Christian fourth. California Baptist was selected sixth, followed by Sam Houston seventh, Seattle U eighth, Tarleton ninth, Lamar 10th, UTRGV 11th, Dixie State 12th, and Chicago State 13th.

NEW FACES

Utah Valley welcomes six new players to its roster this season with four transfers and two high school products. Tim Ceaser (Coastal Carolina), Claude McKesey (Colorado Christian), Connor Harding (BYU), Brady Arbon (Grantsville HS), Jordan Battle (Hargrave Military Academy), and Justin Harmon (Barton Community College) join the Wolverines this season.

UVU LEADS NATION WITH 10 PLAYERS NAMED TO NABC HONORS COURT

Utah Valley had a nation-best 10 players named to the National Association of Basketball Coaches Honors Court, which recognizes collegiate basketball student-athletes who have excelled in academics during the 2020-21 season. Brock Anderson, Le'Tre Darthard, Trey Farrer, Tim Fuller, Colby Leifson, Jaden McClanahan, Asa McCord, Blaze Nield, Tyrel Phillips, and Cade Whicker each received the honor.

UVU's 10 honorees are the most of any Division I institution in the nation. The 10 student-athletes also marks the most Honors Court honorees in school history, breaking the previous record of eight set during the 2014-15 season. To be eligible, the student-athlete must be academically a junior or senior, have a cumulative GPA of 3.2 or higher and matriculated at least one year at their current institution.



AIMAQ WITHDRAWS FROM NBA DRAFT, RETURNS TO UTAH VALLEY

Utah Valley men's basketball player Fardaws Aimaq has officially withdrawn his name from the upcoming NBA Draft and will continue his education at Utah Valley University and play for the Wolverines this upcoming season. Aimaq announced his decision on a

live stream with Sean Paul (writer/podcaster for MakingTheMadness.com) on July 7.

"To put it simple man, I'm coming back," said Aimaq on the Sean Paul live stream. "I'm coming back to school! I'm ready to get to work. The feedback and everything I got was amazing. I killed every workout that I did. I impressed a lot of teams. I did a lot of little things that led to the success in the workouts. I got the feedback that I needed. I'm coming back for my junior year and I'm ready to dominate this conference and am ready to be one of the best players in the country."



Aimaq impressed NBA scouts at numerous workouts and at the NBA Pro Day in Chicago this past month. He also had personal workouts with the New York Knicks and Golden State Warriors. The biggest thing I learned from the (NBA Draft) process was how to be a pro," said Aimaq. "There is a lot more that goes into it than just the basketball side of things. There is a lot of off-the-court stuff. Understanding all that early on was big for myself. Simple little things like what you eat, what you watch, what you look at. All those things add up to how you do on the court. I didn't ever really understand that. You go from city to city and workout to workout and I've learned that you have to keep your mind and body right. To be a pro, you really have to do all the little things."



2021-22 UVU ROSTER

#	Name	Pos.	Height	Weight	Year-Exp.	Hometown (Previous School)
0	Asa McCord	F	6-6	210	Jr.	Saratoga Springs, Utah (Westlake HS)
1	Le'Tre Darthard	G	6-4	180	So.	Denton, Texas (McCook CC)
2	Tim Ceaser	F	6-9	210	So.	Marion, Arkansas (Coastal Carolina)
3	Blaze Nield	G	6-1	185	Jr.	Lehi, Utah (BYU)
4	Trey Woodbury	G	6-4	200	Jr.	Las Vegas, Nevada (UNLV)
5	Tim Fuller	F/C	6-9	235	So.	Gilbert, Ariz. (Weber State)
10	Jaden McClanahan	G	5-10	175	So.	Wallejo, Calif. (Independence CC)
11	Fardaws Aimaq	C	6-11	245	R-So.	Vancouver, B.C., Canada (Mercer)
13	Colby Leifson	G	6-4	190	So.	Suwanee, Georgia (BYU)
15	Connor Harding	G	6-6	185	Jr.	Pocatello, Idaho (BYU)
20	Brady Arbon	F	6-5	185	Fr.	Grantsville, Utah (Grantsville HS)
21	Trey Farrer	F/C	6-9	235	So.	St. George, Utah (Snow College)
22	Jordan Battle	G	6-2	200	Fr.	Chesapeake, Virginia (Hargrave Military)
24	Justin Harmon	G	6-4	180	So.	Chicago, Illinois (Barton CC)
35	Tyrel Phillips	G	6-1	205	So.	Rigby, Idaho (Rigby HS)
45	Brock Anderson	F	6-8	230	So.	Riverton, Utah (Bingham HS)

COACHES/STAFF

Head Coach: Mark Madsen, 3rd season (Stanford, 2000)

Assoc. Head Coach: Todd Phillips, 3rd season (Lewis & Clark State, 1999)

Asst. Coach: Todd Okeson, 3rd season (Nevada, 2004)

Asst. Coach: Jarred Jackson, 3rd season (Lander, 2007)

Director of Ops: Michael Johnson, 3rd season (Weber State, 2015)

Trainer: Andrew Nelson, 17th season (BYU, 2000)

Strength & Conditioning Coach: Sebastian Hernandez, 1st season (Florida St., 2019)

Video Coordinator: Shane Swift, 3rd Season (Hawaii, 2018)

Graduate Assistant: Will Joyce, 1st Season (Southern Utah, 2017)

Graduate Assistant: Trevor Stanger, 1st Season (Boise State)

Team Mental Health Specialist: Kevin Woods, 3rd season (Utah Valley, 2012)

MBB SID: Jason Erickson, 8th season (Southern Utah, 2002)

Pronunciation Guide

Asa McCord	A-suh
Le'Tre Darthard	DAR-third
Blaze Nield	Kneeled
Fardaws Aimaq	FAR-doss A-mack
Colby Leifson	LAYF-son
Trey Farrer	FAR rr



UVU All-Time vs.

Boise State	2-4
Antelope Valley	4-0
Pepperdine	2-1
Long Beach State	2-1
Idaho	3-1
Nicholls State	1-0
Denver	3-2
BYU	2-5
Southern Utah	4-5
Wyoming	1-5
Bethesda	2-0
Washington	1-0
Abilene Christian	0-1
Tarleton	3-1
Dixie State	2-2
Seattle U	12-12
California Baptist	5-3
UTRGV	29-4
Lamar	2-2
Chicago State	21-5
Stephen F. Austin	0-1
Sam Houston	3-0
Grand Canyon	8-13
New Mexico State	5-14

vs Ranked Teams (1-10 All-Time)	Score
at #10 Marquette (11/12/07)	L, 55-66
at #18 Minnesota (11/19/09)	L, 51-76
at #8 Oklahoma State (11/12/13)	L, 40-93
at #17 Oregon (11/19/13)	L, 54-69
at #3 Arizona (12/9/14)	L, 56-87
at #16 Louisville (12/23/15)	L, 68-98
at #13/14 Gonzaga (11/11/16)	L, 69-92
at #4/5 Kentucky (11/10/17)	L, 63-73
at #1 Duke (11/11/17)	L, 69-99
at #9 Kentucky (11/18/19)	L, 74-82
vs. #12 BYU (12/1/21)	W, 72-65

American Athletic	0-3
Atlantic Coast Conference	0-2
America East Conference	3-4
Atlantic Sun Conference	0-1
Big East Conference	0-3
Big Sky Conference	28-29
Big South Conference	0-2
Big 10 Conference	0-1
Big 12 Conference	0-2
Big West	9-10
Colonial Athletic Association	0-4
Conference USA	5-2
Great West Conference	28-17
Horizon League	1-2
Independents	53-16
Mid-American Conference	1-1
Mid-Eastern Athletic Conf.	3-3
Missouri Valley Conference	3-0
Mountain West Conference	1-12
Northeast Conference	0-1
Ohio Valley Conference	2-1
Pac-12 Conference	3-10
Patriot League	0-1
Southern Conference	1-3
Southland Conference	5-4
Southeastern Conference	0-3
Southwestern Athletic Conf.	2-0
Summit League	14-13
Sun Belt Conference	8-8
West Coast Conference	5-10
Western Athletic Conference	77-67
Non-Division I	62-0

ABOUT UVU ATHLETICS' NCAA HISTORY

Until 2003, Utah Valley University competed as a NJCAA athletic program. The 2003-04 season was the school's first competing at an NCAA Division I level. In 2004-05, UVU played its first full Division I schedule. As a program transitioning from junior college to DI, UVU was termed "provisional" and remained that way until 2009. UVU'S provisional status was lifted and the program became a full member of NCAA Division I on July 8, 2009. Until then, UVU teams and individuals were not eligible to compete in NCAA championship events.

The Wolverines spent six seasons as an independent before the Great West Conference became an all-sports league in 2008 and began its first full season in 2009. UVU also became a university in 2008, changing its name from Utah Valley State College (UVSC) to Utah Valley University (UVU). UVU joined the Western Athletic Conference on July 1, 2013. Joining the WAC gave UVU teams the opportunity to play for NCAA automatic bids for the first time in program history.

CollegInsider.com Top-25 Poll

Feb. 28

RK	TEAM	RECORD	PTS
1	Gonzaga (29)	24-3	773
2	Murray State	28-2	735
3	Saint Mary's (2)	24-6	717
4	South Dakota State	27-4	678
5	Iona	24-5	601
6	Toledo	23-6	568
7	Loyola Chicago	22-7	558
8	Vermont	24-5	545
9	Chattanooga	24-7	505
10	Towson	23-7	455
11	Kent State	19-9	416
12	New Mexico State	23-5	451
13	San Francisco	22-8	365
14	Belmont	25-6	351
15	BYU	21-9	304
16	Northern Iowa	18-10	293
17	Drake	22-9	270
18	Ohio	23-6	243
19	Longwood	23-6	167
20	Santa Clara	20-10	128
21	UNCW	21-8	118
22	Princeton	21-5	108
23	Texas State	21-6	103
24	Montana State	21-7	96
25	Purdue Fort Wayne	20-10	80

OTHERS RECEIVING VOTES: Missouri State 71, Cleveland State 57, Bryant 47, Wagner 43, **Grand Canyon 40**, Buffalo 36, Colgate 28, Oakland 26, Liberty 25, Bradley 21, Furman 19, Winthrop 17, **Seattle 13**, Morehead State 12, **Utah Valley 9**, Akron 8, UC Irvine 8, Jacksonville State 7, Wofford 5, Jacksonville 3, Hofstra 1, Norfolk State 1.

Bold denotes a team on UVU's schedule this season.

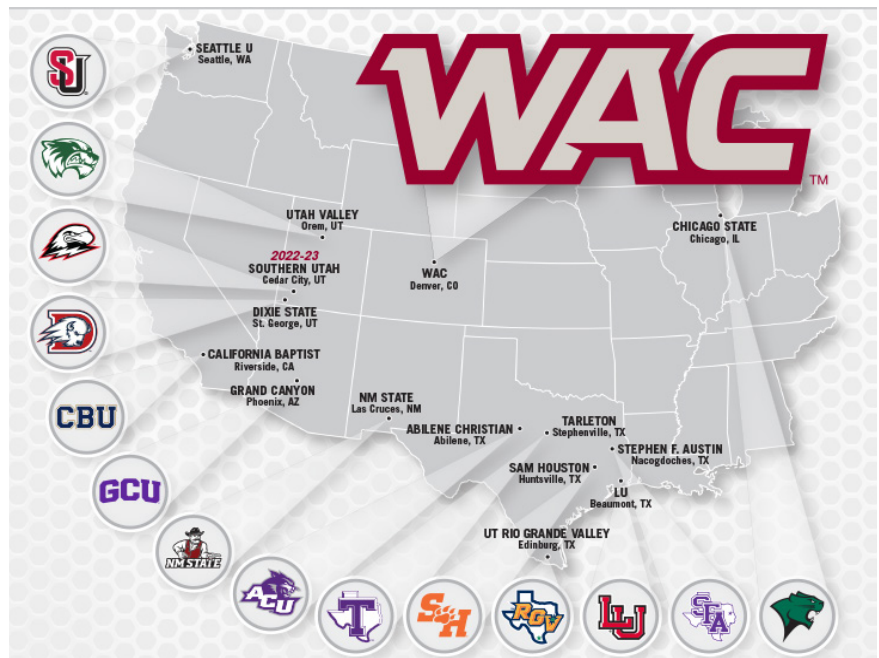


2021-22 Standings (Through March 7)

Team	WAC					Overall					
	Record	Pct	Home	Away	Streak	Record	Pct	Home	Away	Neutral	Streak
NM State	14-4	.778	8-1	5-3	W1	24-6	.800	13-2	9-3	2-1	W1
Seattle U	14-4	.778	8-1	6-3	W2	23-8	.742	17-2	6-6	0-0	W2
Stephen F. Austin	14-4	.778	8-1	6-3	W10	22-8	.733	13-3	7-4	2-1	W10
Grand Canyon	13-5	.722	8-1	4-4	W4	22-7	.759	15-2	6-5	1-0	W4
Sam Houston	13-5	.722	8-1	5-4	W1	18-13	.581	11-2	5-8	2-3	W1
Abilene Christian	11-7	.611	5-3	5-4	W1	20-9	.690	14-3	6-6	0-0	W1
Utah Valley	10-8	.556	7-2	3-6	L2	19-11	.633	11-2	6-9	2-0	L2
Tarleton	9-9	.500	5-5	4-5	L2	14-17	.452	10-5	4-12	0-0	L2
California Baptist	7-11	.389	5-5	3-6	W2	17-14	.548	14-5	3-9	0-0	W2
Dixie State	6-12	.333	4-6	2-7	L4	13-18	.419	10-6	3-11	0-1	L4
UT Rio Grande Valley	3-15	.167	2-7	1-8	L1	8-22	.267	4-9	3-12	1-0	L1
Chicago State	3-15	.167	2-8	1-6	L2	7-24	.226	5-9	2-15	0-0	L2
Lamar	0-18	.000	0-6	0-10	L16	2-27	.069	2-8	0-19	0-0	L22

WAC PLAYERS OF THE WEEK

Player of the Week	Freshman of the Week
Nov. 15 Brandon Betson, Jr., G, CSU	Taran Armstrong, Fr., G, CBU
Nov. 22 Fardaws Aimaq, R-So., C, UVU	Taran Armstrong, Fr., G, CBU
Nov. 29 Fardaws Aimaq, R-So., C, UVU	Viktor Rajkovic, Fr., F, SU
Dec. 6 Fardaws Aimaq, R-So., C, UVU	Taran Armstrong, Fr., G, CBU
Dec. 13 Cameron Gooden, Jr., G, DSU	RayQuan Taylor, Fr., F, UTRGV
Dec. 20 Teddy Allen, Jr., G, NMSU	Noa Gonsalves, Fr., G, DSU
Dec. 27 Emeka Udenyi, Jr., F, SU	Marchelus Avery, Fr., F, NMSU
Jan. 3 Cameron Steele, So., F, ACU	Abdou Dibba, Fr., G, CSU
Jan. 10 Tahj Small, Sr., G, Tarleton	Noah McDavid, Fr., G, Tarleton
Jan. 17 Teddy Allen, Jr., G, NMSU	Juhlawnei Stone, Fr., F, CBU
Jan. 24 Cameron Tyson, So., G, SU	Vas Pandža, Fr., G, SU
Jan. 31 Teddy Allen, Jr., G, NMSU	Noah McDavid, Fr., G, Tarleton
Feb. 7 Airion Simmons, Jr., F, ACU	RayQuan Taylor, Fr., F, UTRGV
Feb. 14 Fardaws Aimaq, R-So., C, UVU	Taran Armstrong, Fr., G, CBU
Feb. 21 Teddy Allen, Jr., G, NMSU	Derrick Tezeno, Fr., G, SFA
Feb. 28 Fardaws Aimaq, R-So., C, UVU	Chance McMillian, Fr., G, GCU
March 7 Gavin Kensmil, Sr., F, SFA	Taran Armstrong, Fr., G, CBU



WAC Preseason Polls and Teams

Coaches

1. NM State	7. SHSU
2. GCU	8. CBU
3. SFA	9. Tarleton
4. UVU	10. UTRGV
5. ACU	11. Lamar
6. SU	12. DSU
	13. CSU

Media

1. NM State	7. SHSU
2. SFA	8. SU
3. GCU	9. Tarleton
4. ACU	10. Lamar
5. UVU	11. UTRGV
6. CBU	12. DSU
	13. CSU

Player of the Year: Darrion Trammell, SU

Player of the Year: Fardaws Aimaq, UVU

First Team

Fardaws Aimaq, R-So., C, Utah Valley
 Teddy Allen, R-Jr., G NM State
 Jovan Blacksher Jr., Jr., Grand Canyon
 Riley Grigsby, Jr., G/F, Seattle U
 Gavin Kensmil, Sr., F, Stephen F. Austin
 Jabari Rice, R-Jr., G, NM State
 Ty Rowell, R-Jr., G, California Baptist
 Darrion Trammell, So., G, Seattle U

First Team

Fardaws Aimaq, R-So., C, Utah Valley
 Jovan Blacksher Jr., Jr., G, Grand Canyon
 Montre' Gipson, Sr., G, Tarleton
 Gavin Kensmil, Sr., F, Stephen F. Austin
 DeMarkus Lampley, Sr., G, Sam Houston
 Jabari Rice, R-Jr., G, NM State
 Ty Rowell, R-Jr., G, California Baptist
 Darrion Trammell, So., G, Seattle U

Second Team

Damien Daniels, Sr., G, Abilene Christian
 Savion Flagg, Gr., G/F, Sam Houston
 Montre' Gipson, Sr., G, Tarleton
 Demarkus Lampley, Sr., G, Sam Houston
 Johnny McCants, R-Sr., F, NM State
 Donnie Tillman, Sr., F, NM State
 Roti Ware, Sr., G, Stephen F. Austin
 Trey Woodbury, Jr., G, Utah Valley

Second Team

Teddy Allen, R-Jr., G, NM State
 Johnny McCants, R-Sr., F, NM State
 Coryon Mason, Sr., G, Abilene Christian
 Reggie Miller, Sr., G, Abilene Christian
 Reed Nottage, So., G, California Baptist
 Roti Ware, Sr., G, Stephen F. Austin
 Trey Woodbury, Jr., G, Utah Valley
 Holland Woods II, Gr., G, Grand Canyon

This Week's WAC Schedule

Tuesday, March 8 (Michelob ULTRA Arena)

Game One: No. 8 California Baptist vs. No. 9 UT Rio Grande Valley, 6 p.m. (ESPN+)
 Game Two: No. 7 Utah Valley vs. No. 10 Chicago State, 8:30 p.m. (ESPN+)

Wednesday, March 9 (Orleans Arena)

Game Three: No. 5 Sam Houston vs. Winner Game One, 6 p.m. (ESPN+)
 Game Four: No. 6 Abilene Christian vs. Winner Game Two, 8:30 p.m. (ESPN+)

Thursday, March 10 (Orleans Arena)

Game Five: No. 4 Grand Canyon vs. Winner Game Three, 6 p.m. (ESPN+)
 Game Six: No. 3 Stephen F. Austin vs. Winner Game Four, 8:30 p.m. (ESPN+)

Friday, March 11 (Orleans Arena)

Game Seven: No. 1 NM State vs. Winner Game Five, 6 p.m. (ESPN+)
 Game Eight: No. 2 Seattle U vs. Winner Game Six, 8:30 p.m. (ESPN+)

Saturday, March 12 (Orleans Arena)

Championship: Game Seven Winner vs. Game Eight Winner, 7 p.m. (ESPN+)

All Times Pacific



ASA MCCORD

Junior • Forward
6-6 • 210
Saratoga Springs, Utah
Salt Lake CC



McCord's
Complete bio



2021-22 HIGHLIGHTS

- Matched a career high with a season-high six points in a win against Idaho (Nov. 22).
- Came off the bench and knocked down a pair of threes to match a season high with six points at Wyoming (Dec. 11).
- Scored four points and tied a career high with five rebounds against Bethesda (Dec. 17).
- Matched a career high with five rebounds at Washington (Dec. 21).
- Scored a then career-high eight points on a 2 of 2 shooting night from long range against Tarleton (Jan. 1).
- Scored a career-high 11 points in UVU's win over Dixie State (Jan. 8).
- Came off the bench to score four points in 12 minutes of play in a win over New Mexico State (Feb. 12).
- Scored five points with five rebounds in win over Seattle U (Feb. 24).
- Scored five points and knocked down 3 of 4 free throws in win over California Baptist (Feb. 26).

MCCORD'S CAREER AT A GLANCE

- Played in 15 games during the 2020-21 season for UVU, averaging 1.3 boards and 1.0 points.
- Played his freshman and sophomore seasons at Salt Lake Community College in Utah.
- Averaged 11.5 points and 8.3 rebounds at SLCC (2019-20)
- Helped SLCC to its first-ever undefeated season in conference play (12-0), a No. 4 national ranking, a Region 18 championship, a District title, and a berth into the NJCAA Tournament.

CAREER HIGHS

Points 11 vs. Dixie State, 1/8/21
FG Made 4 vs. Dixie State, 1/8/21
FG Attempted 7 vs. Idaho, 11/22/21
3PT Made 2 (3x), last vs. Dixie State, 1/8/21
3PT Attempted 4 (2x), last vs. UTRGV, 1/20/22
FT Made 3 vs. California Baptist, 2/26/22
FT Attempted 4 vs. California Baptist, 2/26/22
Rebounds 5 (4x), last vs. Seattle U, 2/24/22
Assists 5 vs. Adams State, 11/26/20
Blocks 2 vs. Adams State, 11/26/20
Steals 3 vs. Adams State, 11/26/20
Minutes 23:54 vs. Adams State, 11/26/20

SEASON HIGHS

Points 11 vs. Dixie State, 1/8/21
FG Made 4 vs. Dixie State, 1/8/21
FG Attempted 7 vs. Idaho, 11/22/21
3PT Made 2 (3x), last vs. Dixie State, 1/8/21
3PT Attempted 4 (2x), last vs. UTRGV, 1/20/22
FT Made 3 vs. California Baptist, 2/26/22
FT Attempted 4 vs. California Baptist, 2/26/22
Rebounds 5 (3x), last vs. Seattle U, 2/24/22
Assists 4 vs. Dixie State, 1/8/21
Blocks 1 (2x), last at Grand Canyon, 3/3/22
Steals 2 vs. Dixie State, 1/8/21
Minutes 18:53 vs. Dixie State, 1/8/21

2021-22 GAME-BY-GAME STATS

Opponent	Date	GS	MIN	Total		3-Pointers		Free throws		Rebounds				PF	A	TO	BLK	STL	PTS	AVG
				FG-FGA	PCT	3FG-3FGA	PCT	FT-FTA	PCT	OFF	DEF	TOT	AVG							
at Boise St.	11/09/2021		10:52	0-1	.000	0-0	.000	0-0	.000	0	1	1	1.0	1	0	1	0	0	0	0.0
Antelope Valley	11/12/2021		07:34	0-3	.000	0-2	.000	0-0	.000	1	1	2	1.5	1	0	1	0	0	0	0.0
vs Idaho	11/22/2021		11:11	3-7	.429	0-1	.000	0-1	.000	1	3	4	2.3	3	1	1	0	1	6	2.0
BYU	12/01/2021		00:01	0-0	.000	0-0	.000	0-0	.000	0	0	0	1.8	0	0	0	0	0	0	1.5
at Wyoming	12/11/2021		13:23	2-3	.667	2-3	.667	0-0	.000	0	3	3	2.0	2	0	0	0	0	6	2.4
Bethesda (CA)	12/17/2021		14:01	1-4	.250	0-2	.000	2-2	1.000	0	5	5	2.5	2	3	0	0	1	4	2.7
at Washington	12/21/2021		16:05	1-5	.200	0-2	.000	0-0	.000	1	4	5	2.9	1	0	0	0	0	2	2.6
Abilene Christian	12/30/2021		09:15	1-2	.500	0-1	.000	0-0	.000	1	0	1	2.6	0	1	0	0	0	2	2.5
Tarleton St.	01/01/2022		12:02	2-4	.500	2-2	1.000	2-2	1.000	1	1	2	2.6	1	0	1	0	0	8	3.1
Dixie St.	01/08/2022		18:53	4-4	1.000	2-2	1.000	1-1	1.000	0	2	2	2.5	1	4	2	0	2	11	3.9
at Seattle U	01/12/2022		15:44	2-2	1.000	1-1	1.000	0-0	.000	0	2	2	2.5	0	1	0	0	0	5	4.0
at California Baptist	01/15/2022		14:33	1-5	.200	1-4	.250	0-0	.000	0	0	0	2.3	1	1	1	0	0	3	3.9
UTRGV	01/20/2022		15:11	1-5	.200	1-4	.250	1-2	.500	2	2	4	2.4	0	2	0	0	1	4	3.9
Lamar University	01/22/2022		14:59	2-4	.500	0-2	.000	2-3	.667	0	2	2	2.4	0	1	2	1	0	6	4.1
at Chicago St.	01/27/2022		02:20	1-1	1.000	1-1	1.000	0-0	.000	0	0	0	2.2	0	0	0	0	1	3	4.0
at SFA	02/03/2022		03:25	0-0	.000	0-0	.000	0-0	.000	0	1	1	2.1	0	0	0	0	0	0	3.8
New Mexico St.	02/12/2022		12:03	1-1	1.000	1-1	1.000	1-2	.500	0	1	1	2.1	4	1	0	0	0	4	3.8
at Tarleton St.	02/16/2022		10:02	0-1	.000	0-1	.000	0-0	.000	0	1	1	2.0	0	1	1	0	0	0	3.6
at Dixie St.	02/19/2022		15:18	1-4	.250	1-3	.333	2-2	1.000	1	0	1	1.9	1	0	2	0	0	5	3.6
Seattle U	02/24/2022		15:16	2-2	1.000	1-1	1.000	0-0	.000	2	3	5	2.1	1	0	0	0	0	5	3.7
California Baptist	02/26/2022		16:40	1-2	.500	0-1	.000	3-4	.750	1	1	2	2.1	1	1	1	0	0	5	3.8
at Grand Canyon	03/03/2022		14:10	0-2	.000	0-1	.000	0-0	.000	0	1	1	2.0	2	0	0	1	0	0	3.6
at New Mexico St.	03/05/2022		07:11	1-2	.500	0-1	.000	2-2	1.000	0	2	2	2.0	0	0	0	0	0	4	3.6
Totals			0 270:10	27-64	.422	13-36	.361	16-21	.762	11	36	47	2.0	22	17	13	2	6	83	3.6

GET TO KNOW ASA

Born Aug. 2, 1998 ... married his wife, Alyssa, on March 20, 2020 ... parents are Scott and Sylvia McCord ... has two brothers (Jacob and Noah) and one sister (Hailey) ... his brother, Jacob, played basketball at Idaho State, Dixie State, and Westminster ... served a two-year mission for The Church of Jesus Christ of Latter-Day Saints in Nicaragua from 2016-18.

Player Averages

Games Played	Minutes/game	Points/game	FG Pct	3FG Pct	FT Pct	Rebounds/game	Assists/game	Turnovers/game	Assist/Turnover ratio	Steals/game	Blocks/game
23	11.7	3.6	42.2	36.1	76.2	2.0	0.7	0.6	1.3	0.3	0.1

CAREER STATS

SEASON	TEAM	GP-GS	MIN/AVG	Field Goals		3-Point		F-Throws		Rebounds				Scoring						
				FG-FGA	FG%	3FG-3FGA	3FG%	FT-FTA	FT%	OFF	DEF	TOT	AVG	PF-FO	A	TO	BLK	STL	PTS	AVG
2020-21	UVU	15-0	117/7.8	5-19	.263	2-11	.182	3-7	.429	4	16	20	1.3	11-0	10	4	2	6	15	1.0
2021-22	UVU	23-0	270/11.7	27-64	.422	13-36	.361	16-21	.762	11	36	47	2.0	22-0	17	13	2	6	83	3.6
TOTAL		38-0	387/10.2	32-83	.386	15-47	.319	19-28	.679	15	52	67	1.8	33-0	27	17	4	12	98	2.6



LE'TRE DARTHARD

Sophomore • Guard
6-4 • 180
Denton, Texas
McCook CC



Darthard's Complete bio



2021-22 HIGHLIGHTS

- Scored eight points with two rebounds in the season opener at Boise State (Nov. 9).
- Scored a season-high 12 points with four made threes in a win over Antelope Valley (Nov. 12).
- Recorded his second double figures game of the season with 10 points, three assists, and three rebounds in a win at Long Beach State (Nov. 17).
- Scored 12 points with two rebounds in a win over Nicholls State (Nov. 24) to help UVU claim the SoCal Challenge title.
- Had a career night in a win over Denver (Nov. 27), with career highs in points (13), free throws made (5), free throws attempted (5), assists (6), and steals (4).
- Scored six points with a pair of threes at Wyoming (Dec. 11).
- Scored a career-high 30 points with four rebounds against Bethesda (Dec. 17).
- Had 16 points with three shots from long range in a win at Washington (Dec. 21).
- Recorded his seventh double digit scoring game of the season with 13 points on four threes against Abilene Christian (Dec. 30).
- Scored 15 points with a season-high six rebounds at Seattle U (Jan. 12).
- Scored 13 points against UTRGV (Jan. 20).
- Tallied his 11th double digit scoring game of the season with 11 points to go along with three rebounds and two assists.
- Scored 13 points with five boards in win at Chicago State (Jan. 27).
- Scored 16 points with a career-high two blocks against Grand Canyon (Feb. 10).
- Scored 13 points with three shots from long range at New Mexico State (March 5).

GET TO KNOW LE'TRE

Born Jan. 12, 2000 ... parents are Calvashawn and Teila Darthard ... has two brothers (DeRay and Caleb) ... prepped at Denton Guyer High School in Texas and also at Hargrave Military Academy in Virginia ... averaged 9.2 points, 5.8 rebounds, 1.7 assists, and 1.3 steals in his final season at HMA ... also shot an impressive 51 percent from the field ... earned 6A all-area and all-district honors and also received academic all-district honors ... named the Defensive Player of the Year at DGHS.

DARTHARD'S CAREER AT A GLANCE

- Averaged 5.9 points and 2.0 rebounds in his first season with UVU.
- Played his freshman season (2019-20) at McCook Community College where he averaged 18.5 points, 5.4 rebounds, 1.2 steals, and 1.0 assists per game.
- Earned multiple postseason accolades in 2020, including all-conference, all-region, all-tournament team, and Omaha World Herald All-NJCAA honors.

CAREER HIGHS

Points 30 vs. Bethesda, 12/17/21
FG Made 7 (2x), last vs. Bethesda, 12/17/21
FG Attempted 13 vs. Grand Canyon, 2/10/22
3PT Made 5 vs. Tarleton, 1/29/21
3PT Attempted 8 (3x), last vs. Abilene Christian, 12/30/21
FT Made 12 vs. Bethesda, 12/17/21
FT Attempted 12 vs. Bethesda, 12/17/21
Rebounds 7 (2x), last at Sam Houston, 2/5/22
Assists 6 vs. Denver, 11/27/21
Blocks 2 vs. Grand Canyon, 2/10/22
Steals 4 vs. Denver, 11/27/21
Minutes 39:02 at Long Beach St., 11/17/21

SEASON HIGHS

Points 30 vs. Bethesda, 12/17/21
FG Made 7 vs. Bethesda, 12/17/21
FG Attempted 13 vs. Grand Canyon, 2/10/22
3PT Made 4 (3x), last vs. Abilene Christian, 12/30/21
3PT Attempted 8 (3x), last vs. Abilene Christian, 12/30/21
FT Made 12 vs. Bethesda, 12/17/21
FT Attempted 12 vs. Bethesda, 12/17/21
Rebounds 7 at Sam Houston, 2/5/22
Assists 6 vs. Denver, 11/27/21
Blocks 2 vs. Grand Canyon, 2/10/22
Steals 4 vs. Denver, 11/27/21
Minutes 39:02 at Long Beach St., 11/17/21

2021-22 GAME-BY-GAME STATS

Opponent	Date	GS	MIN	Total		3-Pointers		Free throws		Rebounds				PF	A	TO	BLK	STL	PTS	AVG	
				FG-FGA	PCT	3FG-3FGA	PCT	FT-FTA	PCT	OFF	DEF	TOT	AVG								
at Boise St.	11/09/2021	*	23:31	3-10	.300	2-5	.400	0-0	.000	0	2	2	2.0	0	0	0	0	0	8	8.0	
Antelope Valley	11/12/2021	*	27:24	4-9	.444	4-8	.500	0-0	.000	0	3	3	2.5	2	3	1	0	0	12	10.0	
at Pepperdine	11/15/2021	*	24:51	2-6	.333	1-3	.333	0-2	.000	1	2	3	2.7	2	2	2	0	0	5	8.3	
at Long Beach St.	11/17/2021	*	39:02	3-9	.333	2-6	.333	2-2	1.000	2	1	3	2.8	0	3	1	0	0	10	8.8	
vs Idaho	11/22/2021	*	20:00	4-11	.364	0-5	.000	0-0	.000	0	2	2	2.6	0	1	1	0	0	8	8.6	
vs Nicholls St.	11/24/2021	*	30:23	4-8	.500	1-4	.250	3-3	1.000	0	2	2	2.5	1	1	3	0	0	12	9.2	
Denver	11/27/2021	*	33:23	4-8	.500	0-3	.000	5-5	1.000	1	2	3	2.6	3	6	1	0	4	13	9.7	
BYU	12/01/2021	*	27:27	1-6	.167	0-3	.000	0-0	.000	0	2	2	2.5	5	2	1	0	0	2	8.8	
at Southern Utah	12/08/2021	*	26:04	2-11	.182	2-5	.400	0-0	.000	2	3	5	2.8	3	1	0	1	1	6	8.4	
at Wyoming	12/11/2021	*	30:44	2-4	.500	2-4	.500	0-0	.000	0	1	1	2.6	2	0	2	0	2	6	8.2	
Bethesda (CA)	12/17/2021	*	26:42	7-12	.583	4-8	.500	12-12	1.000	2	2	4	2.7	0	1	0	0	2	30	10.2	
at Washington	12/21/2021	*	31:38	5-7	.714	3-5	.600	3-4	.750	0	2	2	2.7	5	0	3	0	1	16	10.7	
Abilene Christian	12/30/2021	*	37:04	4-8	.500	4-8	.500	1-2	.500	0	1	1	2.5	1	0	3	1	1	13	10.8	
Tarleton St.	01/01/2022	*	28:06	1-7	.143	1-5	.200	0-0	.000	0	3	3	2.6	0	2	0	0	0	3	10.3	
Dixie St.	01/08/2022	*	24:14	2-3	.667	1-2	.500	0-0	.000	0	2	2	2.5	3	1	1	0	2	5	9.9	
at Seattle U	01/12/2022	*	31:56	5-11	.455	2-5	.400	3-4	.750	1	5	6	2.8	3	2	0	0	1	15	10.3	
at California Baptist	01/15/2022	*	30:07	4-7	.571	2-3	.667	2-3	.667	0	1	1	2.6	3	1	0	0	1	12	10.4	
UTRGV	01/20/2022	*	29:04	4-8	.500	1-2	.500	4-5	.800	0	1	1	2.6	3	2	1	0	0	13	10.5	
Lamar University	01/22/2022	*	31:28	3-7	.429	1-3	.333	4-4	1.000	2	1	3	2.6	3	2	1	0	0	11	10.5	
at Chicago St.	01/27/2022	*	29:21	4-6	.667	1-1	1.000	4-4	1.000	0	5	5	2.7	1	2	0	0	0	13	10.7	
at SFA	02/03/2022	*	25:51	3-11	.273	1-4	.250	2-2	1.000	0	0	0	2.6	3	1	2	0	1	9	10.6	
at Sam Houston	02/05/2022	*	27:41	1-6	.167	0-3	.000	3-3	1.000	1	6	7	2.8	3	0	2	1	2	5	10.3	
Grand Canyon	02/10/2022	*	31:59	4-13	.308	2-5	.400	6-6	1.000	2	0	2	2.7	1	1	1	2	2	16	10.6	
New Mexico St.	02/12/2022	*	02:46	0-1	.000	0-1	.000	0-0	.000	0	0	0	2.6	1	0	0	0	0	0	10.1	
at Grand Canyon	03/03/2022		19:49	0-3	.000	0-2	.000	0-2	.000	0	0	0	2.5	2	2	0	0	0	0	9.7	
at New Mexico St.	03/05/2022		23:00	4-8	.500	3-6	.500	2-2	1.000	0	0	0	2.4	2	0	1	0	1	13	9.8	
Totals			24	713:34	80-200	.400	40-109	.367	56-65	.862	14	49	63	2.4	52	36	29	5	21	256	9.8

Player Averages

Games Played	Minutes/game	Points/game	FG Pct	3FG Pct	FT Pct	Rebounds/game	Assists/game	Turnovers/game	Assist/Turnover ratio	Steals/game	Blocks/game
26	27.4	9.8	40.0	36.7	86.2	2.4	1.4	1.1	1.2	0.8	0.2

CAREER STATS

SEASON TEAM	GP-GS	MIN/AVG	Field Goals		3-Point		F-Throws		Rebounds				PF-FO	A	TO	BLK	STL	PTS	AVG
			FG-FGA	FG%	3FG-3FGA	3FG%	FT-FTA	FT%	OFF	DEF	TOT	AVG							
2020-21 UVU	22-6	472/21.5	47-92	.511	24-51	.471	12-19	.632	17	26	43	2.0	43-17	27	15	4	7	130	5.9
2021-22 UVU	26-24	714/27.4	80-200	.400	40-109	.367	56-65	.862	14	49	63	2.4	52-2	36	29	5	21	256	9.8
TOTAL	48-30	1186/24.7	127-292	.435	64-160	.400	68-84	.810	31	75	106	2.2	95-3	63	44	9	28	386	8.0



TIM CEASER

Sophomore • Forward
6-9 • 210
Marion, Arkansas
Coastal Carolina



Ceaser's
Complete bio



2021-22 HIGHLIGHTS

- Scored three points with five rebounds in his UVU debut at Boise State (Nov. 9).
- Scored four points with three rebounds in a win over Antelope Valley (Nov. 12).
- Scored a season-high six points with a season-high eight rebounds in a win over Idaho (Nov. 22) at the SoCal Challenge.
- Scored 10 points with five rebounds in a win over Nicholls (Nov. 24) to help UVU claim the SoCal Challenge title.
- Had a season high two blocks with three points at Southern Utah (Dec. 8).
- Scored eight points and was a perfect 2 of 2 from long range at Wyoming (Dec. 11).
- Recorded his second double-digit scoring game of the season with 10 points to go along with four rebounds in a win at Washington (Dec. 21).
- Had a career-high four blocks in a win over Tarleton (Jan. 1).
- Pulled down a season-high eight rebounds against Dixie State (Jan. 8).
- Matched a career high with 13 rebounds to go along with six points against Seattle U (Jan. 12).
- Scored a season-high 17 points with three rebounds in a win at Chicago State (Jan. 27).

CEASER'S CAREER AT A GLANCE

- Spent the last two seasons at Coastal Carolina where he averaged 3.8 points and 2.9 rebounds per game last year.
- Played in 55 games and made 19 starts with the Chanticleers.

CAREER HIGHS

Points 22 at South Alabama, 2/6/21
 FG Made 8 (2x), last vs. NC Central, 12/7/20
 FG Attempted 16 at Little Rock, 1/30/20
 3PT Made 4 at South Alabama, 2/6/21
 3PT Attempted 8 at Little Rock, 1/30/20
 FT Made 4 (3x), last at Chicago State, 1/27/22
 FT Attempted 5 vs. Campbell, 11/5/19
 Rebounds 13 (2x), last at Seattle U, 1/12/22
 Assists 3 (2x), last at Little Rock, 1/30/20
 Blocks 5 vs. NC Wesleyan, 11/28/20
 Steals 2 at Louisiana, 3/3/20
 Minutes 32:37 at Seattle U, 1/12/22

SEASON HIGHS

Points 17 at Chicago State, 1/27/22
 FG Made 6 at Chicago State, 1/27/22
 FG Attempted 9 at Chicago State, 1/27/22
 3PT Made 2 (2x), last at Washington, 12/21/21
 3PT Attempted 3 at Washington, 12/21/21
 FT Made 4 at Chicago State, 1/27/22
 FT Attempted 4 at Chicago State, 1/27/22
 Rebounds 13 at Seattle U, 1/12/22
 Assists 5 vs. Abilene Christian, 12/30/21
 Blocks 4 vs. Tarleton, 1/1/22
 Steals 1 (8x), last vs. Lamar, 1/22/22
 Minutes 32:37 at Seattle U, 1/12/22

2021-22 GAME-BY-GAME STATS

Opponent	Date	GS	MIN	Total			3-Pointers		Free throws		Rebounds				PF	A	TO	BLK	STL	PTS	AVG
				FG-FGA	PCT	3FG-3FGA	PCT	FT-FTA	PCT	OFF	DEF	TOT	AVG								
at Boise St.	11/09/2021		23:55	1-1	1.000	1-1	1.000	0-0	.000	0	5	5	5.0	2	0	0	0	0	0	3	3.0
Antelope Valley	11/12/2021		13:44	1-1	1.000	1-1	1.000	1-2	.500	0	3	3	4.0	0	2	1	1	1	1	4	3.5
at Pepperdine	11/15/2021		09:35	0-0	.000	0-0	.000	0-0	.000	0	1	1	3.0	2	0	5	0	0	0	0	2.3
at Long Beach St.	11/17/2021		08:42	1-1	1.000	0-0	.000	0-0	.000	2	2	4	3.3	3	0	2	1	0	2	2.3	
vs Idaho	11/22/2021		18:03	2-4	.500	0-1	.000	2-2	1.000	4	4	8	4.2	2	1	0	1	0	6	3.0	
vs Nicholls St.	11/24/2021		16:05	4-6	.667	0-1	.000	2-2	1.000	3	2	5	4.3	0	0	0	0	0	10	4.2	
Denver	11/27/2021		11:53	1-2	.500	0-1	.000	0-0	.000	0	1	1	3.9	1	1	0	0	0	2	3.9	
BYU	12/01/2021		05:22	0-1	.000	0-0	.000	0-0	.000	1	1	2	3.6	0	2	0	1	0	1	0	3.4
at Southern Utah	12/08/2021		15:22	1-1	1.000	1-1	1.000	0-0	.000	0	3	3	3.6	0	0	2	0	2	0	3	3.3
at Wyoming	12/11/2021		24:23	2-3	.667	2-2	1.000	2-2	1.000	4	3	7	3.9	2	0	0	0	0	8	3.8	
Bethesda (CA)	12/17/2021		10:45	2-4	.500	0-1	.000	0-0	.000	0	1	1	3.6	2	0	1	0	0	4	3.8	
at Washington	12/21/2021		23:19	4-5	.800	2-3	.667	0-0	.000	4	0	4	3.7	4	2	3	0	1	10	4.3	
Abilene Christian	12/30/2021		19:36	0-2	.000	0-2	.000	0-0	.000	0	2	2	3.5	2	5	1	2	0	0	4.0	
Tarleton St.	01/01/2022		07:35	1-2	.500	1-1	1.000	2-2	1.000	1	2	3	3.5	5	1	1	4	0	5	4.1	
Dixie St.	01/08/2022		19:19	0-0	.000	0-0	.000	0-1	.000	0	8	8	3.8	2	3	1	1	1	0	3.8	
at Seattle U	01/12/2022	*	32:37	3-6	.500	0-3	.000	0-0	.000	3	10	13	4.4	3	3	0	1	1	6	3.9	
at California Baptist	01/15/2022	*	07:35	0-2	.000	0-2	.000	0-0	.000	1	0	1	4.2	4	0	2	0	1	0	3.7	
UTRGV	01/20/2022		11:41	0-2	.000	0-1	.000	0-0	.000	1	2	3	4.1	3	1	1	2	1	0	3.5	
Lamar University	01/22/2022		20:39	0-3	.000	0-2	.000	1-2	.500	4	5	9	4.4	2	1	2	2	1	1	3.4	
at Chicago St.	01/27/2022		19:39	6-9	.667	1-1	1.000	4-4	1.000	1	2	3	4.3	3	0	2	1	0	17	4.1	
at SFA	02/03/2022		21:29	2-3	.667	1-2	.500	0-0	.000	0	2	2	4.2	0	0	1	0	0	5	4.1	
at Sam Houston	02/05/2022		06:09	1-1	1.000	0-0	.000	0-0	.000	0	0	0	4.0	0	1	0	1	0	2	4.0	
Grand Canyon	02/10/2022		21:41	1-1	1.000	0-0	.000	0-0	.000	0	4	4	4.0	2	2	0	0	0	2	3.9	
New Mexico St.	02/12/2022		15:27	1-5	.200	0-1	.000	0-0	.000	3	1	4	4.0	1	0	1	2	0	2	3.8	
at Tarleton St.	02/16/2022		17:48	2-2	1.000	1-1	1.000	0-0	.000	2	3	5	4.0	1	2	0	1	0	5	3.9	
at Dixie St.	02/19/2022		16:13	2-3	.667	1-2	.500	0-0	.000	1	2	3	4.0	1	0	0	1	1	5	3.9	
Seattle U	02/24/2022		08:55	0-2	.000	0-1	.000	0-0	.000	0	2	2	3.9	0	0	0	0	0	0	3.8	
California Baptist	02/26/2022		04:25	0-0	.000	0-0	.000	0-0	.000	0	2	2	3.9	2	1	1	0	0	0	3.6	
Totals		2	431:55	38-72	.528	12-31	.387	14-17	.824	35	73	108	3.9	49	26	27	23	9	102	3.6	

GET TO KNOW TIM

Played in 24 games and made eight starts for Coastal Carolina during his sophomore season last year ... averaged 3.8 points and 2.9 rebounds per game while shooting 37.6% from the field ... scored a career-high 22 points in a road game at South Alabama ... as a freshman at CCU, Ceaser played in 31 of the team's 33 games, averaging 4.4 points and 3.8 rebounds a contest ... also shot over 41% from the field during 2019-20 season ... Prepped at Marion High School where he was named to the 2018-19 ALL-USA Arkansas Boys Basketball First Team. He averaged 14.5 points and 4.2 assists per game during his senior season, leading MHS to the Class 5A state championship.

Player Averages

Games Played	Minutes/game	Points/game	FG Pct	3FG Pct	FT Pct	Rebounds/game	Assists/game	Turnovers/game	Assist/Turnover ratio	Steals/game	Blocks/game
28	15.4	3.6	52.8	38.7	82.4	3.9	0.9	1.0	1.0	0.3	0.8

CAREER STATS

SEASON	TEAM	GP-GS	MIN/AVG	Field Goals		3-Point		F-Throws		Rebounds				Scoring						
				FG-FGA	FG%	3FG-3FGA	3FG%	FT-FTA	FT%	OFF	DEF	TOT	AVG	PF-FO	A	TO	BLK	STL	PTS	AVG
2019-20	CCU	31-11	465/15.0	54-130	.415	8-46	.174	20-30	.667	56	61	117	3.8	64-1	12	29	12	11	136	4.4
2020-21	CCU	24-8	347/14.4	32-85	.376	12-43	.279	15-20	.750	21	48	69	2.9	36-0	12	30	18	4	91	3.8
2021-22	UVU	28-2	432/15.4	38-72	.528	12-31	.387	14-17	.824	35	73	108	3.9	49-1	26	27	23	9	102	3.6
TOTAL FOR UVU	28-2	432/15.4	38-72	.528	12-31	.387	14-17	.824	35	73	108	3.9	49-1	26	27	23	9	102	3.6	
TOTAL	83-21	1243/15.0	124-287	.432	32-120	.267	49-67	.731	112	182	294	3.5	149-2	50	86	53	24	329	4.0	



BLAZE NIELD

Junior • Guard
6-1 • 185
Lehi, Utah
BYU



Nield's
Complete bio



2021-22 HIGHLIGHTS

- Scored five points with four rebounds in the season opener at Boise State (Nov. 9).
- Dished out a career-high nine assists to go along with five points and three steals in a win over Antelope Valley (Nov. 12).
- Scored a season-high eight points with seven assists and a steal in UVU's 86-74 overtime win at Pepperdine (Nov. 15).
- Scored a career-high 19 points and knocked down several key threes to lift UVU to an overtime win at Long Beach State (Nov. 17).
- Scored 13 points with five assists in a win over Nicholls State (Nov. 24), helping UVU claim the SoCal Challenge title.
- Matched a career high with nine assists against Bethesda (Dec. 17).
- Had a career night against Abilene Christian with career highs of 27 points, 11 assists, seven rebounds, and one block (Dec. 30).
- Pulled down a career-high eight rebounds in a win over Tarleton (Jan. 1).
- Scored 13 points with six assists in a win over Dixie State (Jan. 8).
- Scored 14 points with six assists and three rebounds in a win over New Mexico State (Feb. 12).
- Scored 12 points with three assists and two rebounds at Tarleton (Feb. 16).

GET TO KNOW BLAZE

Born May 5, 1998 in Denver, Colorado ... Mom is Marquelle Nield ... Prepped at Lehi High School where he averaged 17.3 points, 3.1 assists, 2.0 rebounds, and 1.6 steals per game during his senior year ... earned All-State Honorable Mention accolades and was ranked as the No. 2 point guard and No. 10 overall player in the state of Utah in the 2016 recruiting class ... Nield spent the 2019-20 season at BYU where he played in 17 games ... played his freshman season (2018-19) at Utah State Eastern where he averaged 20.6 points, 5.2 rebounds, 4.1 assists, and 1.6 steals per game ... shot 44.3 percent from the field, 40.7 percent from three-point range, and 75.3 percent from the free throw line ... posted season highs of 33 points, 11 rebounds, nine assists, five steals, and five threes while at USU Eastern ... Ranked ninth in the nation in assist-to-turnover ratio at 3.22 ... played in all 22 of UVU's games, starting 17 games ... averaged 4.4 points, 3.3 assists, and 1.3 rebounds per game ... scored a season-high 13 points against Westminster (Dec. 2) ... dished out a season-high seven assists three times ... scored nine points with seven assists and a season-high two steals against CBU (Jan. 8).

NIELD'S CAREER AT A GLANCE

- Finished the 2020-21 season ranked ninth nationally in assist-to-turnover ratio at 3.22. Averaged 4.4 points, 3.3 assists, and 1.3 rebounds per game in his first season with the Wolverines.
- Played the 2019-20 season at BYU where he saw time in 17 games.
- Played the 2018-19 season at Utah State Eastern where he averaged 20.6 points a game.
- Prepped at Lehi High School, averaging 17.3 points per game during his senior year.

CAREER HIGHS

Points 27 vs. Abilene Christian, 12/30/21
FG Made 10 vs. Abilene Christian, 12/30/21
FG Attempted 12 (2x), last at Tarleton, 2/16/22
3PT Made 7 vs. Abilene Christian, 12/30/21
3PT Attempted 9 (2x), last at Tarleton, 2/16/22
FT Made 6 (2x), last vs. BYU, 12/1/21
FT Attempted 8 vs. BYU, 12/1/21
Rebounds 8 vs. Tarleton, 1/1/22
Assists 11 vs. Abilene Christian, 12/30/21
Blocks 1 (2x), last vs. Lamar, 1/22/22
Steals 3 (3x), last at Long Beach St., 11/17/21
Minutes 37:53 at Long Beach St., 11/17/21

SEASON HIGHS

Points 27 vs. Abilene Christian, 12/30/21
FG Made 10 vs. Abilene Christian, 12/30/21
FG Attempted 12 (2x), last at Tarleton, 2/16/22
3PT Made 7 vs. Abilene Christian, 12/30/21
3PT Attempted 9 (2x), last at Tarleton, 2/16/22
FT Made 6 vs. BYU, 12/1/21
FT Attempted 8 vs. BYU, 12/1/21
Rebounds 8 vs. Tarleton, 1/1/22
Assists 11 vs. Abilene Christian, 12/30/21
Blocks 1 (2x), last vs. Lamar, 1/22/22
Steals 3 (2x), last at Long Beach St., 11/17/21
Minutes 37:53 at Long Beach St., 11/17/21

2021-22 GAME-BY-GAME STATS

Opponent	Date	GS	MIN	Total		3-Pointers		Free throws		Rebounds				PF	A	TO	BLK	STL	PTS	AVG	
				FG-FGA	PCT	3FG-3FGA	PCT	FT-FTA	PCT	OFF	DEF	TOT	AVG								
at Boise St.	11/09/2021	*	27:05	2-4	.500	0-1	.000	1-1	1.000	0	4	4	4.0	1	0	3	0	0	5	5.0	
Antelope Valley	11/12/2021	*	28:02	2-4	.500	0-2	.000	1-2	.500	0	2	2	3.0	1	9	5	0	3	5	5.0	
at Pepperdine	11/15/2021	*	36:45	3-7	.429	2-4	.500	0-0	.000	0	2	2	2.7	2	7	0	0	1	8	6.0	
at Long Beach St.	11/17/2021	*	37:53	8-11	.727	3-4	.750	0-0	.000	1	2	3	2.8	3	3	2	0	3	19	9.3	
vs Idaho	11/22/2021	*	20:26	2-6	.333	1-4	.250	2-2	1.000	0	1	1	2.4	3	5	2	0	1	7	8.8	
vs Nicholls St.	11/24/2021	*	33:16	3-7	.429	2-5	.400	5-5	1.000	0	1	1	2.2	1	5	1	0	1	13	9.5	
Denver	11/27/2021	*	33:11	1-4	.250	0-2	.000	4-5	.800	0	2	2	2.1	4	3	3	0	1	6	9.0	
BYU	12/01/2021	*	34:09	0-7	.000	0-2	.000	6-8	.750	0	4	4	2.4	0	3	0	0	1	6	8.6	
at Southern Utah	12/08/2021	*	24:16	0-3	.000	0-3	.000	0-0	.000	0	1	1	2.2	1	1	2	0	2	0	7.7	
at Wyoming	12/11/2021	*	21:59	3-7	.429	1-4	.250	0-0	.000	0	0	0	2.0	1	4	0	0	7	7.6		
Bethesda (CA)	12/17/2021	*	25:16	2-5	.400	1-3	.333	2-3	.667	0	2	2	2.0	1	9	1	0	2	7	7.5	
at Washington	12/21/2021	*	36:15	2-7	.286	2-6	.333	2-3	.667	0	2	2	2.0	3	5	4	0	0	8	7.6	
Abilene Christian	12/30/2021	*	36:21	10-12	.833	7-9	.778	0-0	.000	1	6	7	2.4	2	11	2	1	2	27	9.1	
Tarleton St.	01/01/2022	*	31:06	2-6	.333	0-2	.000	1-3	.333	4	4	8	2.8	1	6	3	0	1	5	8.8	
Dixie St.	01/08/2022	*	31:00	4-7	.571	2-4	.500	3-4	.750	0	2	2	2.7	1	6	2	0	0	13	9.1	
at Seattle U	01/12/2022	*	23:37	1-5	.200	0-2	.000	1-2	.500	2	1	3	2.8	3	3	0	0	0	3	8.7	
at California Baptist	01/15/2022	*	25:56	1-3	.333	0-1	.000	2-4	.500	0	3	3	2.8	4	2	0	0	2	4	8.4	
UTRGV	01/20/2022	*	17:20	0-1	.000	0-1	.000	0-0	.000	0	2	2	2.7	1	1	2	0	1	0	7.9	
Lamar University	01/22/2022	*	23:32	2-4	.500	1-2	.500	0-0	.000	0	4	4	2.8	1	2	2	1	2	5	7.8	
at Chicago St.	01/27/2022	*	15:41	2-2	1.000	0-0	.000	0-0	.000	0	1	1	2.7	2	1	2	0	0	4	7.6	
at SFA	02/03/2022	*	19:03	1-1	1.000	0-0	.000	2-2	1.000	0	1	1	2.6	2	4	3	0	0	4	7.4	
at Sam Houston	02/05/2022	*	30:36	2-5	.400	2-2	1.000	0-0	.000	0	4	4	2.7	0	2	1	0	0	6	7.4	
Grand Canyon	02/10/2022	*	28:55	4-5	.800	2-3	.667	0-0	.000	0	0	0	2.6	4	4	3	0	1	10	7.5	
New Mexico St.	02/12/2022	*	31:41	4-5	.800	2-2	1.000	4-5	.800	0	3	3	2.6	1	6	2	0	1	14	7.8	
at Tarleton St.	02/16/2022	*	32:39	4-12	.333	3-9	.333	1-1	1.000	1	1	2	2.6	2	3	6	0	0	12	7.9	
at Dixie St.	02/19/2022	*	34:52	0-6	.000	0-4	.000	3-4	.750	0	1	1	2.5	4	4	3	0	1	3	7.7	
Seattle U	02/24/2022	*	13:56	1-3	.333	1-2	.500	0-0	.000	0	0	0	2.4	1	1	3	0	0	3	7.6	
California Baptist	02/26/2022	*	26:13	1-5	.200	0-1	.000	1-2	.500	1	1	2	2.4	1	0	1	0	0	3	7.4	
at Grand Canyon	03/03/2022	*	19:58	0-1	.000	0-0	.000	0-0	.000	0	2	2	2.4	1	1	3	0	0	0	7.1	
at New Mexico St.	03/05/2022	*	20:36	0-2	.000	0-0	.000	0-0	.000	0	0	0	2.3	1	4	0	0	0	0	6.9	
Totals			30	821:34	67-157	.427	32-84	.381	41-56	.732	10	59	69	2.3	53	115	61	2	26	207	6.9

Player Averages

Games Played	Minutes/game	Points/game	FG Pct	3FG Pct	FT Pct	Rebounds/game	Assists/game	Turnovers/game	Assist/Turnover ratio	Steals/game	Blocks/game
30	27.4	6.9	42.7	38.1	73.2	2.3	3.8	2.0	1.9	0.9	0.1

CAREER STATS

SEASON	TEAM	GP-GS	MIN/AVG	Field Goals		3-Point		F-Throws		Rebounds				Scoring						
				FG-FGA	FG%	3FG-3FGA	3FG%	FT-FTA	FT%	OFF	DEF	TOT	AVG	PF-FO	A	TO	BLK	STL	PTS	AVG
2019-20	BYU	17-0	59/3.5	4-7	.571	1-2	.500	3-6	.500	0	2	2	0.1	5-0	7	1	0	0	12	0.7
2020-21	UVU	22-17	515/23.4	30-72	.417	15-45	.333	22-31	.710	3	25	28	1.3	35-0	74	23	0	16	97	4.4
2021-22	UVU	30-30	822/27.4	67-157	.427	32-84	.381	41-56	.732	10	59	69	2.3	53-0	115	61	2	26	207	6.9
TOTAL FOR UVU		52-47	1337/25.7	97-229	.424	47-129	.364	63-87	.724	13	84	97	1.9	88-0	189	84	2	42	304	5.8
TOTAL		69-47	1396/20.2	101-236	.428	48-131	.366	66-93	.710	13	86	99	1.4	93-0	196	85	2	42	316	4.6



TREY WOODBURY

Junior • Guard
6-4 • 200
Las Vegas, Nevada
UNLV



Woodbury's
Complete bio



2021-22 HIGHLIGHTS

WOODBURY'S CAREER AT A GLANCE

- Led UVU in scoring during the 2020-21 season, averaging 15.6 points. Also averaged 4.0 rebounds and shot a 47.2 clip from the field.
- Averaged 7.2 points and 4.1 rebounds for UVU during the 2019-20 season.
- Woodbury played his freshman year at UNLV, averaging 1.4 points and 0.7 rebounds per game in limited time for the Rebels.

CAREER HIGHS

Points 34 vs. NM Stae, 3/12/21
 FG Made 10 (two times), last at SJ, 1/23/21
 FG Attempted 20 vs. Dixie State, 2/13/21
 3PT Made 4 vs. Adams State, 11/28/20
 3PT Attempted 8 at NM State, 2/20/21
 FT Made 15 vs. NM State, 3/12/21
 FT Attempted 16 vs. NM State, 3/12/21
 Rebounds 10 vs. Northern Arizona, 12/14/19
 Assists 8 (two times), last at Utah, 12/15/20
 Blocks 2 (two times), last at Weber State, 1/2/21
 Steals 3 (two times), last vs. Dixie State, 2/13/21
 Minutes 37:55 vs. Wyoming, 12/12/20

SEASON HIGHS

Points
 FG Made
 FG Attempted
 3PT Made
 3PT Attempted
 FT Made
 FT Attempted
 Rebounds
 Assists
 Blocks
 Steals
 Minutes

2020-21 GAME-BY-GAME STATS

Opponent	Date	GS	MIN	Total		3-Pointers		Free throws		Rebounds				PF	A	TO	BLK	STL	PTS	AVG	
				FG-FGA	PCT	3FG-3FGA	PCT	FT-FTA	PCT	OFF	DEF	TOT	AVG								
Adams St.	11/26/2020	*	23:04	9-13	.692	4-5	.800	0-0	.000	2	2	4	4.0	3	4	1	0	0	22	22.0	
at BYU	11/28/2020	*	37:41	10-17	.588	3-5	.600	1-2	.500	0	5	5	4.5	2	3	3	0	3	24	23.0	
Westminster (UT)	12/02/2020	*	24:54	3-10	.300	1-4	.250	4-4	1.000	1	3	4	4.3	5	5	1	0	1	11	19.0	
Southern Utah	12/09/2020	*	33:05	5-11	.455	2-4	.500	3-5	.600	0	6	6	4.8	5	5	4	0	1	15	18.0	
Wyoming	12/12/2020	*	37:55	8-18	.444	2-4	.500	5-6	.833	1	4	5	4.8	2	8	2	0	1	23	19.0	
at Utah	12/15/2020	*	31:03	4-8	.500	0-4	.000	2-3	.667	0	2	2	4.3	4	8	6	1	1	10	17.5	
at Weber St.	01/02/2021	*	35:27	1-5	.200	1-3	.333	0-0	.000	1	3	4	4.3	2	3	2	2	4	3	15.4	
California Baptist	01/08/2021	*	25:53	3-10	.300	1-4	.250	4-4	1.000	1	2	3	4.1	4	3	4	0	0	11	14.9	
California Baptist	01/09/2021	*	36:09	5-9	.556	2-4	.500	3-3	1.000	0	4	4	4.1	4	2	4	0	0	15	14.9	
at Seattle U	01/15/2021	*	35:08	8-12	.667	2-3	.667	2-5	.400	0	5	5	4.2	4	0	7	0	0	20	15.4	
at St. John's (NY)	01/23/2021	*	33:33	10-14	.714	3-5	.600	0-1	.000	0	5	5	4.3	2	4	1	1	0	23	16.1	
Tarleton St.	01/29/2021	*	33:51	5-10	.500	2-5	.400	3-3	1.000	0	5	5	4.3	3	7	1	1	1	15	16.0	
Tarleton St.	01/30/2021	*	28:26	3-8	.375	0-2	.000	7-8	.875	0	0	0	4.0	5	5	4	0	0	13	15.8	
Dixie St.	02/12/2021	*	27:59	7-11	.636	2-5	.400	2-5	.400	0	4	4	4.0	2	2	3	1	2	18	15.9	
Dixie St.	02/13/2021	*	33:60	9-20	.450	1-6	.167	8-8	1.000	0	4	4	4.0	0	3	5	0	3	27	16.7	
vs New Mexico St.	02/19/2021	*	34:32	5-12	.417	2-4	.500	3-3	1.000	0	3	3	3.9	3	4	2	0	0	15	16.6	
vs New Mexico St.	02/20/2021	*	34:04	2-11	.182	1-8	.125	2-2	1.000	0	3	3	3.9	2	1	0	0	0	7	16.0	
UTRGV	02/26/2021	*	31:31	2-8	.250	1-5	.200	4-4	1.000	1	8	9	4.2	3	2	3	0	1	9	15.6	
UTRGV	02/27/2021	*	25:10	1-4	.250	1-2	.500	2-2	1.000	0	3	3	4.1	5	4	2	0	0	5	15.1	
at Grand Canyon	03/05/2021	*	29:08	7-12	.583	1-1	1.000	1-2	.500	0	3	3	4.1	3	2	2	0	0	16	15.1	
at Grand Canyon	03/06/2021	*	35:24	2-6	.333	0-2	.000	3-3	1.000	0	4	4	4.0	2	6	3	0	2	7	14.7	
vs New Mexico St.	03/12/2021	*	36:36	8-19	.421	3-11	.273	15-16	.938	1	2	3	4.0	2	2	2	0	0	34	15.6	
Totals			22	704:33	117-248	.472	35-96	.365	74-89	.831	8	80	88	4.0	67	83	62	6	20	343	15.6

GET TO KNOW TREY

Last season, Trey played and started all 22 of UVU's games, leading the Wolverines to a WAC regular season championship ... led the team in scoring at 15.6 points per game and minutes played at 32.0 a contest also averaged an 4.0 rebounds and nearly a steal a game ... also led the Wolverines in assists at 3.7 a game ... earned All-WAC honors ... was a two-time College Sports Madness Player of the Week honoree ... scored 20 or more points in seven games ... dropped a career-high 34 points in UVU's WAC Tournament game against New Mexico State (March 12) ... scored 27 points with four rebounds, three assists, and three steals against Dixie State (Feb. 13) ... shot 47.2 percent from the field, 36.5 percent from beyond the arc, and 83.1 percent from the free throw line ... knocked down a team-high 35 threes. Prepped at Clark High School in Las Vegas and was a four-star recruit, ranked as one of the top-100 players in the nation by Rivals ... during his final season at CHS, he averaged 14.1 points, 3.2 rebounds, and 2.4 assists as he helped lead the Chargers to the Class 4A state title game ... was a first team all-state honoree and was selected to the All-Southwest League first team ... was a nominee for Nevada's Gatorade Player of the Year ... played AAU basketball for Vegas Elite.

Player Averages

Games Played	Minutes/game	Points/game	FG Pct	3FG Pct	FT Pct	Rebounds/game	Assists/game	Turnovers/game	Assist/Turnover ratio	Steals/game	Blocks/game
22	32.0	15.6	47.2	36.5	83.1	4.0	3.8	2.8	1.3	0.9	0.3

CAREER STATS

SEASON	TEAM	GP-GS	MIN/AVG	Field Goals		3-Point		F-Throws		Rebounds				Scoring						
				FG-FGA	FG%	3FG-3FGA	3FG%	FT-FTA	FT%	OFF	DEF	TOT	AVG	PF-FO	A	TO	BLK	STL	PTS	AVG
2018-19	UNLV	22-0	140/6.4	11-36	.306	6-21	.286	2-5	.400	1	14	15	0.7	19-0	5	11	2	10	30	1.4
2019-20	UVU	30-16	683/22.8	79-195	.405	25-85	.294	34-41	.829	10	113	123	4.1	69-4	37	45	7	19	217	7.2
2020-21	UVU	22-22	705/32.0	117-248	.472	35-96	.365	74-89	.831	8	80	88	4.0	67-4	83	62	6	20	343	15.6
TOTAL FOR UVU		52-38	1388/26.7	196-443	.442	60-181	.331	108-130	.831	18	193	211	4.1	136-8	120	107	13	39	560	10.8
TOTAL		74-38	1528/20.6	207-479	.432	66-202	.327	110-135	.815	19	207	226	3.1	155-8	125	118	15	49	590	8.0



TIM FULLER

Sophomore • Forward
6-9 • 235
Gilbert, Ariz.
Weber State



Fuller's
Complete bio



2021-22 HIGHLIGHTS

- Scored four points in the season opener at Boise State (Nov. 9).
- Matched a career high with four blocks against Antelope Valley (Nov. 12).
- Score a season-high seven points with a season-high five rebounds in an 86-74 overtime win at Pepperdine (Nov. 15).
- Scored a season-high 11 points in a win over Idaho (Nov. 22) at the SoCal Challenge.
- Scored 10 points in a win over Nicholls State (Nov. 24) to help UVU claim the SoCal Challenge title.
- Matched a season high with eight rebounds in a win over No. 12 BYU (Dec. 1).
- Had eight points with six rebounds in a loss at Southern Utah (Dec. 8).
- Scored a season-high 13 points in a win over Tarleton (Jan. 1).
- Scored 12 points, his sixth double digit scoring game of the season, in a win over Dixie State (Jan. 8).
- Pulled down a season-high nine rebounds and matched a season high with 13 points against UTRGV (Jan. 20).
- Scored a season-high 15 points with five rebounds on 7 of 9 shooting in a win at Chicago State (Jan. 27).
- Scored seven points with five rebounds and a career-high five blocks against Grand Canyon (Feb. 10).
- Recorded his ninth double digit scoring game of the season with 10 points at Tarleton (Feb. 16).
- Matched a season high with nine rebounds to go along with seven points at Dixie State (Feb. 19).

GET TO KNOW TIM

Prepped at Highland High School where he earned all-state honors as a senior, while averaging 18.2 points, 10.5 rebounds, and 2.2 blocks per game ... earned second-team All-Division honors as a junior at 17.0 points, 9.5 rebounds, and 3.1 blocks per game ... as a sophomore at Sugar-Salem High School in Idaho, Fuller was named Mountain Rivers Conference Player of the Year ... played AAU basketball for the Arizona Power.

FULLER'S CAREER AT A GLANCE

- Averaged 2.5 points and 2.9 rebounds in his first season with UVU during the 2020-21 season.
- Played in all 32 games and made 17 starts as a freshman during the 2019-20 season at Weber State.
- Averaged 6.8 points and 4.9 rebounds while shooting a team-best 63.6 percent at WSU during the 2019-20 season and finished sixth in the Big Sky Conference in blocked shots at 1.1 swats per game.

CAREER HIGHS

Points 18 vs. West Coast Baptist, 11/19/19
FG Made 9 vs. West Coast Baptist, 11/19/19
FG Attempted 11 (2x), last vs. UTRGV, 1/20/22
3PT Made 0
3PT Attempted 1 at Tarleton, 2/16/22
FT Made 4 vs. Sacramento State, 1/11/20
FT Attempted 6 (2x), last vs. California Baptist, 2/26/22
Rebounds 10 vs. Sacramento State, 2/6/20
Assists 3 (3x), last vs. Grand Canyon, 2/10/22
Blocks 5 vs. Grand Canyon, 2/10/22
Steals 3 at Pepperdine, 11/15/21
Minutes 35:46 at Pepperdine, 11/15/21

SEASON HIGHS

Points 15 at Chicago State, 1/27/22
FG Made 7 at Chicago State, 1/27/22
FG Attempted 11 vs. UTRGV, 1/20/22
3PT Made 0
3PT Attempted 1 at Tarleton, 2/16/22
FT Made 3 (2x), last vs. California Baptist, 2/26/22
FT Attempted 6 vs. California Baptist, 2/26/22
Rebounds 9 (2x), last at Dixie State, 2/19/22
Assists 3 (2x), last vs. Grand Canyon, 2/10/22
Blocks 5 vs. Grand Canyon, 2/10/22
Steals 3 at Pepperdine, 11/15/21
Minutes 35:46 at Pepperdine, 11/15/21

2021-22 GAME-BY-GAME STATS

Opponent	Date	GS	MIN	Total		3-Pointers		Free throws		Rebounds				PF	A	TO	BLK	STL	PTS	AVG	
				FG-FGA	PCT	3FG-3FGA	PCT	FT-FTA	PCT	OFF	DEF	TOT	AVG								
at Boise St.	11/09/2021	*	08:37	2-2	1.000	0-0	.000	0-0	.000	0	0	0	0.0	4	0	0	1	0	4	4.0	
Antelope Valley	11/12/2021	*	14:46	0-2	.000	0-0	.000	0-2	.000	4	0	4	2.0	3	2	0	4	0	0	2.0	
at Pepperdine	11/15/2021	*	35:46	3-5	.600	0-0	.000	1-3	.333	2	3	5	3.0	1	0	1	0	3	7	3.7	
at Long Beach St.	11/17/2021	*	21:38	1-3	.333	0-0	.000	0-0	.000	4	1	5	3.5	4	3	0	1	2	3	3.3	
vs Idaho	11/22/2021	*	15:03	5-6	.833	0-0	.000	1-2	.500	3	1	4	3.6	2	0	0	1	0	11	4.8	
vs Nicholls St.	11/24/2021	*	21:17	4-7	.571	0-0	.000	2-4	.500	3	5	8	4.3	4	1	3	0	0	10	5.7	
Denver	11/27/2021	*	18:00	4-5	.800	0-0	.000	0-0	.000	1	1	2	4.0	1	2	0	2	0	8	6.0	
BYU	12/01/2021	*	25:49	2-3	.667	0-0	.000	0-0	.000	3	5	8	4.5	2	0	0	2	1	4	5.8	
at Southern Utah	12/08/2021	*	27:49	3-6	.500	0-0	.000	2-2	1.000	2	4	6	4.7	3	1	2	1	1	8	6.0	
at Wyoming	12/11/2021	*	16:23	3-4	.750	0-0	.000	0-0	.000	2	1	3	4.5	3	1	0	0	0	6	6.0	
Bethesda (CA)	12/17/2021	*	16:17	4-6	.667	0-0	.000	2-3	.667	3	4	7	4.7	0	1	3	3	1	10	6.4	
at Washington	12/21/2021	*	22:45	4-10	.400	0-0	.000	2-4	.500	4	2	6	4.8	4	1	2	1	0	10	6.7	
Abilene Christian	12/30/2021	*	21:59	3-5	.600	0-0	.000	0-0	.000	2	2	4	4.8	2	0	2	1	0	6	6.6	
Tarleton St.	01/01/2022	*	20:55	6-7	.857	0-0	.000	1-1	1.000	1	1	2	4.6	3	0	4	1	1	13	7.1	
Dixie St.	01/08/2022	*	29:43	6-9	.667	0-0	.000	0-3	.000	1	1	2	4.4	5	0	1	0	1	12	7.4	
at California Baptist	01/15/2022	*	13:10	2-4	.500	0-0	.000	1-2	.500	1	0	1	4.2	4	0	0	0	0	5	7.3	
UTRGV	01/20/2022	*	25:00	6-11	.545	0-0	.000	1-4	.250	4	5	9	4.5	0	0	1	2	1	13	7.6	
Lamar University	01/22/2022	*	24:22	1-2	.500	0-0	.000	3-4	.750	0	4	4	4.4	4	1	2	1	0	5	7.4	
at Chicago St.	01/27/2022	*	29:18	7-9	.778	0-0	.000	1-1	1.000	2	3	5	4.5	1	1	1	1	1	15	7.8	
at SFA	02/03/2022	*	21:39	2-8	.250	0-0	.000	0-0	.000	3	3	6	4.6	4	0	0	1	0	4	7.7	
at Sam Houston	02/05/2022	*	25:10	0-1	.000	0-0	.000	0-0	.000	3	2	5	4.6	1	1	3	1	0	0	7.3	
Grand Canyon	02/10/2022	*	20:40	3-8	.375	0-0	.000	1-2	.500	4	1	5	4.6	3	3	0	5	1	7	7.3	
New Mexico St.	02/12/2022	*	26:31	1-1	1.000	0-0	.000	0-4	.000	0	4	4	4.6	3	0	1	0	2	2	7.0	
at Tarleton St.	02/16/2022	*	23:25	4-5	.800	0-1	.000	2-4	.500	3	0	3	4.5	3	0	0	0	0	10	7.2	
at Dixie St.	02/19/2022	*	37:05	2-4	.500	0-0	.000	3-4	.750	6	3	9	4.7	4	2	0	2	2	7	7.2	
Seattle U	02/24/2022	*	21:05	1-4	.250	0-0	.000	0-2	.000	2	2	4	4.7	4	0	0	1	0	2	7.0	
California Baptist	02/26/2022	*	15:05	3-5	.600	0-0	.000	3-6	.500	1	2	3	4.6	2	0	0	0	0	9	7.0	
at Grand Canyon	03/03/2022	*	21:55	3-5	.600	0-0	.000	0-2	.000	3	0	3	4.5	4	2	0	0	1	6	7.0	
at New Mexico St.	03/05/2022	*	23:39	4-9	.444	0-0	.000	0-0	.000	2	3	5	4.6	0	0	2	1	0	8	7.0	
Totals			27	644:52	89-156	.571	0-1	.000	26-59	.441	69	63	132	4.6	78	22	31	32	17	204	7.0

Player Averages

Games Played	Minutes/game	Points/game	FG Pct	3FG Pct	FT Pct	Rebounds/game	Assists/game	Turnovers/game	Assist/Turnover ratio	Steals/game	Blocks/game
29	22.2	7.0	57.1	0.0	44.1	4.6	0.8	1.1	0.7	0.6	1.1

CAREER STATS

SEASON	TEAM	Field Goals		3-Point		F-Throws		Rebounds				PF-FO			A			Scoring		
		GP-GS	MIN/AVG	FG-FGA	FG%	3FG-3FGA	3FG%	FT-FTA	FT%	OFF	DEF	TOT	AVG	PF-FO	A	TO	BLK	STL	PTS	AVG
2019-20	Weber	32-17	638/19.9	98-154	.636	0-0	.000	20-45	.444	69	88	157	4.9	64-3	23	26	34	13	216	6.8
2020-21	UVU	19-0	209/11.0	20-34	.588	0-0	.000	8-21	.381	23	32	55	2.9	29-0	5	7	14	5	48	2.5
2021-22	UVU	29-27	645/22.2	89-156	.571	0-1	.000	26-59	.441	69	63	132	4.6	78-1	22	31	32	17	204	7.0
TOTAL FOR UVU		48-27	854/17.8	109-190	.574	0-1	.000	34-80	.425	92	95	187	3.9	107-1	27	38	46	22	252	5.3
TOTAL		80-44	1492/18.7	207-344	.602	0-1	.000	54-125	.432	161	183	344	4.3	171-4	50	64	80	35	468	5.9



JADEN MCCLANAHAN

Sophomore • Guard
5-10 • 175
Vallejo, Calif.
Independence CC



McClanahan's
Complete bio



2021-22 HIGHLIGHTS

- Played his first minutes of the season against Denver (Nov. 27) as he makes his way back from an injury.
- Scored six points with three rebounds in a setback at Southern Utah (Dec. 8).
- Scored a season-high eight points with a career-high five rebounds at Wyoming (Dec. 11).
- Scored a season-high nine points with a career-high five steals in a win over UTRGV (Jan. 20).
- Knocked down a career-high 5 of 6 shots at the free throw line and finished with eight points at SFA (Feb. 3).
- Matched a season high with nine points to go along with four assists in a win at Tarleton (Feb. 16).

MCCLANAHAN'S CAREER AT A GLANCE

- Averaged 3.7 points and 2.4 assists per game during his first season with Utah Valley.
- Played in 32 games and averaged 9.2 points, 5.2 assists, and 3.4 rebounds per game during his freshman season (2019-20) at Independence CC.
- Helped Independence CC to a 23-9 record, including a 13-7 mark in league play.

CAREER HIGHS

Points 10 at Weber State, 1/2/21
FG Made 4 at Weber State, 1/2/21
FG Attempted 10 at Wyoming, 12/11/21
3PT Made 2 (3x), last at Tarleton, 2/16/22
3PT Attempted 3 (2x), last vs. UTRGV, 1/20/22
FT Made 4 at SUU, 12/8/21
FT Attempted 4 (2x), last at SUU, 12/8/21
Rebounds 5 at Wyoming, 12/11/21
Assists 8 vs. UTRGV, 2/26/21
Blocks 1 (three times), last at NM State, 2/20/21
Steals 5 vs. UTRGV, 1/20/22
Minutes 26:06 at NM State, 2/20/21

SEASON HIGHS

Points 9 (2x), last at Tarleton, 2/16/22
FG Made 4 at Wyoming, 12/11/21
FG Attempted 10 at Wyoming, 12/11/21
3PT Made 2 (2x), last at Tarleton, 2/16/22
3PT Attempted 3 vs. UTRGV, 1/20/22
FT Made 5 at SFA, 2/3/22
FT Attempted 7 vs. Seattle U, 2/24/22
Rebounds 5 at Wyoming, 12/11/21
Assists 5 vs. Tarleton, 1/1/22
Blocks 0
Steals 5 vs. UTRGV, 1/20/22
Minutes 24:19 at Chicago State, 1/27/22

2020-21 GAME-BY-GAME STATS

Opponent	Date	GS	MIN	Total		3-Pointers		Free throws		Rebounds			PF	A	TO	BLK	STL	PTS	AVG	
				FG-FGA	PCT	3FG-3FGA	PCT	FT-FTA	PCT	OFF	DEF	TOT								AVG
Denver	11/27/2021		05:47	0-0	.000	0-0	.000	0-0	.000	0	0	0	0.0	0	1	1	0	1	0	0.0
BYU	12/01/2021		11:36	0-2	.000	0-1	.000	0-0	.000	0	1	1	0.5	1	0	0	0	0	0	0.0
at Southern Utah	12/08/2021		17:44	1-5	.200	0-1	.000	4-4	1.000	1	2	3	1.3	0	1	0	0	0	6	2.0
at Wyoming	12/11/2021		18:01	4-10	.400	0-2	.000	0-0	.000	0	5	5	2.3	2	4	2	0	0	8	3.5
Tarleton St.	01/01/2022		09:45	0-1	.000	0-1	.000	0-0	.000	0	2	2	2.2	0	5	1	0	1	0	2.8
Dixie St.	01/08/2022		15:51	2-3	.667	0-0	.000	0-0	.000	0	0	0	1.8	1	4	1	0	0	4	3.0
at Seattle U	01/12/2022		16:23	2-5	.400	1-2	.500	0-0	.000	0	1	1	1.7	1	3	0	0	0	5	3.3
at California Baptist	01/15/2022		14:04	0-1	.000	0-1	.000	2-4	.500	1	0	1	1.6	2	2	2	0	1	2	3.1
UTRGV	01/20/2022		22:40	3-5	.600	2-3	.667	1-2	.500	1	1	2	1.7	1	1	2	0	5	9	3.8
Lamar University	01/22/2022		16:28	1-2	.500	1-1	1.000	0-0	.000	0	3	3	1.8	1	1	2	0	0	3	3.7
at Chicago St.	01/27/2022		24:19	0-3	.000	0-0	.000	2-2	1.000	1	1	2	1.8	4	4	2	0	1	2	3.5
at SFA	02/03/2022		20:34	1-3	.333	1-2	.500	5-6	.833	0	1	1	1.8	4	1	3	0	2	8	3.9
at Sam Houston	02/05/2022		09:24	0-2	.000	0-1	.000	0-0	.000	0	0	0	1.6	2	2	2	0	0	0	3.6
Grand Canyon	02/10/2022		11:05	0-1	.000	0-1	.000	0-0	.000	0	1	1	1.6	2	0	1	0	1	0	3.4
at Tarleton St.	02/16/2022		21:33	3-4	.750	2-2	1.000	1-2	.500	0	0	0	1.5	1	4	0	0	1	9	3.7
at Dixie St.	02/19/2022		10:42	0-3	.000	0-0	.000	0-0	.000	0	0	0	1.4	0	2	1	0	2	0	3.5
Seattle U	02/24/2022		22:02	1-6	.167	1-3	.333	2-7	.286	0	3	3	1.5	2	1	2	0	1	5	3.6
California Baptist	02/26/2022		13:47	0-1	.000	0-1	.000	0-2	.000	0	3	3	1.6	0	3	2	0	0	0	3.4
at Grand Canyon	03/03/2022		10:26	1-2	.500	0-1	.000	0-0	.000	0	0	0	1.5	0	0	0	0	0	2	3.3
at New Mexico St.	03/05/2022		18:55	2-3	.667	0-0	.000	0-0	.000	0	3	3	1.6	1	2	2	0	2	4	3.4
Totals			0 311:06	21-62	.339	8-23	.348	17-29	.586	4	27	31	1.6	25	41	26	0	18	67	3.4

Player Averages

Games Played	Minutes/game	Points/game	FG Pct	3FG Pct	FT Pct	Rebounds/game	Assists/game	Turnovers/game	Assist/Turnover ratio	Steals/game	Blocks/game
20	15.6	3.4	33.9	34.8	58.6	1.6	2.1	1.3	1.6	0.9	0.0

GET TO KNOW JADEN

Born May 11, 2001 ... parents are Thomas McClanahan and Latisha Murray ... has five brothers (Jovon, Leandra, Damani, Keith, Kennon) ... his twin brother, Jovon, plays basketball at Hawaii ... studying business at UVU.

CAREER STATS

SEASON TEAM	GP-GS	MIN/AVG	Field Goals		3-Point		F-Throws		Rebounds			Scoring							
			FG-FGA	FG%	3FG-3FGA	3FG%	FT-FTA	FT%	OFF	DEF	TOT	AVG	PF-FO	A	TO	BLK	STL	PTS	AVG
2020-21 UVU	18-0	279/15.5	25-59	.424	5-20	.250	11-17	.647	4	13	17	0.9	30-0	44	24	3	12	66	3.7
2021-22 UVU	20-0	311/15.6	21-62	.339	8-23	.348	17-29	.586	4	27	31	1.6	25-0	41	26	0	18	67	3.4
TOTAL	38-0	590/15.5	46-121	.380	13-43	.302	28-46	.609	8	40	48	1.3	55-0	85	50	3	30	133	3.5



FARDAWS AIMAQ

RS-Sophomore • Center
6-11 • 245
Vancouver, B.C., Canada
Mercer



Aimaq's Complete bio



2021-22 HIGHLIGHTS

- Scored 15 points with five rebounds in UVU's season opener at Boise State (Nov. 9).
- Recorded a 25-point, 15-rebound double-double in a home-opening win over Antelope Valley (Nov. 12).
- Scored a career-high 34 points with 14 rebounds in an 86-74 overtime win at Pepperdine (Nov. 15).
- Recorded his second double-double with 25 points and a season-high 16 rebounds in an overtime win at Long Beach State (Nov. 17).
- Recorded his fourth-straight double-double with 14 points and 16 rebounds in a win over Idaho (Nov. 22) at the SoCal Challenge.
- Scored 10 points with 16 rebounds in a win over Nicholls (Nov. 24) to help UVU claim the SoCal Challenge title.
- Recorded his sixth straight double-double with 19 points and 14 rebounds in an overtime win over Denver (Nov. 27).
- Scored 24 points with 22 rebounds for his seventh straight double-double in a 72-65 win over No. 12 BYU (Dec. 1). Also had four assists with a career-high five steals.
- Tallied his eighth straight double-double with 18 points and 10 rebounds in a road loss at Southern Utah (Dec. 8).
- Scored 14 points with a pair of threes at Wyoming (Dec. 11).
- Recorded his ninth double-double with 20 points and 16 rebounds against Bethesda (Dec. 17).
- Tallied his 10th double-double with 15 points and 15 rebounds in a win at Washington (Dec. 21).
- Recorded his 11th double-double with 21 points and 10 boards against Abilene Christian (Dec. 30).
- Matched a career high with five blocks against Tarleton (Jan. 1). Also had his 12th double-double of the season with 21 points and 16 rebounds.
- Tallied his 13th double-double with 20 points and 17 rebounds in a win over Dixie State (Jan. 8).
- Had 16 points with 13 rebounds for his 14th double-double of the season at Seattle U (Jan. 12).
- Scored 27 points with 18 rebounds for his 15th double-double of the season at California Baptist (Jan. 15).
- Tallied his 16th double-double with 13 points and 14 rebounds to go along with a career-high six assists in a win over UTRGV (Jan. 20).
- Recorded his 17th double-double with 15 points and 14 rebounds in win over Lamar (Jan. 22).
- Scored 17 points with five rebounds in a win at Chicago State (Jan. 27).
- Recorded his 18th double-double with 12 points and 10 rebounds at SFA (Feb. 3).
- Tallied his nation-leading 19th double-double with 24 points and 10 boards at Sam Houston (Feb. 5).
- Had 15 points with 12 rebounds for his 20th double-double of the season against Grand Canyon (Feb. 10).
- Notched his 21st double-double with 23 points and 12 rebounds in a win over New Mexico State (Feb. 12).
- Tallied his 22nd double-double with 22 points and 20 rebounds in a win at Tarleton (Feb. 16).
- Recorded his 23rd double-double with 20 points and 16 rebounds at Dixie State (2/19/22).
- Registered a 19-point, 18-rebound performance for his 24th double-double in win over Seattle U (Feb. 24).
- Notched his 25th double-double with 20 points and 16 rebounds in win over California Baptist (Feb. 26).
- Tallied his 26th double-double with 19 points and 19 rebounds in at Grand Canyon (March 3).

GET TO KNOW DAW'S

Nickname is Big Maple ... his teammate Tyrel Philips gave him the name after seeing bottles of maple syrup in his locker ... played high school basketball at Steveston-London Secondary School ... won two city titles and three district titles at Steveston-London ... earned three city MVP awards and three district MVP honors during his high school career ... played one season at Mercer before transferring to UVU ... has a black belt in mixed martial arts ... parents fled Afghanistan to Germany and settled in Canada.

AIMAQ'S CAREER AT A GLANCE

- Became the first player in 40 years to average 15 or more rebounds per game as Aimaq led the nation at 15.0 rebounds per game last season.
- Named to the Kareem Abdul-Jabbar Center of the Year watch list. Also named to the Lou Henson National Mid-Major Player of the Year Watch List. Named the WAC Player of the Year and the WAC Defensive Player of the year. Won the WAC's Joe Kearney Award. Named Riley Wallace Defensive Player of the Year. Also earned First Team All-WAC, WAC All-Defensive Team, and WAC Newcomer Team honors. He earned NABC All-District First Team honors. Was named to the Lefty Driesell Defensive All-America Team. Had numerous NBA workouts in the offseason and was a standout at his NBA Pro Day in Chicago.

CAREER HIGHS

Points 34 at Pepperdine, 11/15/21
FG Made 14 at Pepperdine, 11/15/21
FG Attempted 24 at Pepperdine, 11/15/21
3PT Made 2 (2x), last at Wyoming, 12/11/21
3PT Attempted 6 at Wyoming, 12/11/21
FT Made 13 at Seattle U, 1/15/21
FT Attempted 16 vs. Wyoming, 12/12/20
Rebounds 25 vs. Dixie State, 2/13/21
Assists 6 vs. UTRGV, 1/20/22
Blocks 5 (2x), last vs. Tarleton, 1/1/22
Steals 5 vs. BYU, 12/1/21
Minutes 44:06 vs. BYU, 12/1/21

SEASON HIGHS

Points 34 at Pepperdine, 11/15/21
FG Made 14 at Pepperdine, 11/15/21
FG Attempted 24 at Pepperdine, 11/15/21
3PT Made 2 (3x), last vs. NM State, 2/12/22
3PT Attempted 6 at Wyoming, 12/11/21
FT Made 11 vs. Lamar, 1/22/22
FT Attempted 13 (2x), last vs. BYU, 12/1/21
Rebounds 22 vs. BYU, 12/1/21
Assists 6 vs. UTRGV, 1/20/22
Blocks 5 vs. Tarleton, 1/1/22
Steals 5 vs. BYU, 12/1/21
Minutes 44:06 vs. BYU, 12/1/21

2021-22 GAME-BY-GAME STATS

Opponent	Date	GS	MIN	Total			3-Pointers		Free throws		Rebounds				PF	A	TO	BLK	STL	PTS	AVG
				FG-FGA	PCT	3FG-3FGA	PCT	FT-FTA	PCT	OFF	DEF	TOT	AVG								
at Boise St.	11/09/2021	*	32:34	6-12	.500	0-1	.000	3-4	.750	1	4	5	5.0	3	0	2	0	0	15	15.0	
Antelope Valley	11/12/2021	*	27:12	11-14	.786	0-1	.000	3-4	.750	5	10	15	10.0	3	1	6	1	0	25	20.0	
at Pepperdine	11/15/2021	*	41:36	14-24	.583	1-1	1.000	5-8	.625	5	9	14	11.3	3	0	1	0	2	34	24.7	
at Long Beach St.	11/17/2021	*	40:31	9-16	.563	0-1	.000	7-13	.538	3	13	16	12.5	2	2	1	3	0	25	24.8	
vs Idaho	11/22/2021	*	29:12	5-10	.500	0-0	.000	4-6	.667	6	10	16	13.2	2	1	5	0	1	14	22.6	
vs Nicholls St.	11/24/2021	*	32:26	3-11	.273	0-1	.000	4-4	1.000	2	14	16	13.7	3	1	2	2	0	10	20.5	
Denver	11/27/2021	*	42:13	8-13	.615	0-1	.000	3-6	.500	4	10	14	13.7	3	3	3	0	0	19	20.3	
BYU	12/01/2021	*	44:06	7-19	.368	2-4	.500	8-13	.615	8	14	22	14.8	4	4	4	3	2	24	20.8	
at Southern Utah	12/08/2021	*	29:33	8-19	.421	1-2	.500	1-1	1.000	1	9	10	14.2	3	0	1	2	0	18	20.4	
at Wyoming	12/11/2021	*	37:19	6-15	.400	2-6	.333	0-1	.000	1	4	5	13.3	3	0	2	2	0	14	19.8	
Bethesda (CA)	12/17/2021	*	27:22	7-11	.636	0-0	.000	6-6	1.000	3	13	16	13.5	2	1	3	1	2	20	19.8	
at Washington	12/21/2021	*	28:05	4-10	.400	0-1	.000	7-8	.875	2	13	15	13.7	3	1	1	0	0	15	19.4	
Abilene Christian	12/30/2021	*	36:11	8-14	.571	0-0	.000	5-6	.833	1	9	10	13.4	1	2	4	3	0	21	19.5	
Tarleton St.	01/01/2022	*	36:01	9-16	.563	1-1	1.000	2-4	.500	3	13	16	13.6	3	2	1	5	0	21	19.6	
Dixie St.	01/08/2022	*	26:53	7-12	.583	1-3	.333	5-8	.625	1	16	17	13.8	4	4	3	2	0	20	19.7	
at Seattle U	01/12/2022	*	32:02	5-18	.278	0-0	.000	6-8	.750	3	10	13	13.8	3	1	7	0	0	16	19.4	
at California Baptist	01/15/2022	*	38:30	11-21	.524	0-0	.000	5-6	.833	5	13	18	14.0	1	4	5	1	0	27	19.9	
UTRGV	01/20/2022	*	35:00	4-12	.333	0-0	.000	5-8	.625	2	12	14	14.0	1	6	2	0	0	13	19.5	
Lamar University	01/22/2022	*	33:15	2-12	.167	0-2	.000	11-12	.917	2	12	14	14.0	1	2	7	1	1	15	19.3	
at Chicago St.	01/27/2022	*	28:42	6-9	.667	1-1	1.000	4-4	1.000	2	3	5	13.6	4	3	1	0	0	17	19.2	
at SFA	02/03/2022	*	33:50	5-11	.455	1-1	1.000	1-3	.333	6	4	10	13.4	2	0	6	0	2	12	18.8	
at Sam Houston	02/05/2022	*	36:22	8-14	.571	1-1	1.000	7-9	.778	0	10	10	13.2	3	1	5	1	1	24	19.0	
Grand Canyon	02/10/2022	*	33:46	6-17	.353	1-2	.500	2-2	1.000	4	8	12	13.2	4	1	4	1	1	15	18.9	
New Mexico St.	02/12/2022	*	37:53	7-16	.438	2-3	.667	7-9	.778	3	9	12	13.1	4	5	3	0	3	23	19.0	
at Tarleton St.	02/16/2022	*	36:32	9-14	.643	0-0	.000	4-5	.800	5	15	20	13.4	1	2	2	3	1	22	19.2	
at Dixie St.	02/19/2022	*	36:31	9-15	.600	1-1	1.000	1-3	.333	5	16	21	13.7	5	2	2	0	3	20	19.2	
Seattle U	02/24/2022	*	32:01	8-14	.571	1-2	.500	2-2	1.000	0	18	18	13.9	4	2	3	3	1	19	19.2	
California Baptist	02/26/2022	*	35:32	6-13	.462	1-2	.500	7-7	1.000	2	14	16	13.9	2	0	3	2	0	20	19.2	
at Grand Canyon	03/03/2022	*	35:29	6-18	.333	0-2	.000	7-11	.636	7	12	19	14.1	5	2	2	0	0	19	19.2	
at New Mexico St.	03/05/2022	*	34:11	3-11	.273	1-4	.250	1-3	.333	1	8	9	13.9	2	0	1	0	0	8	18.8	
Totals			30	1030:51	207-431	.480	18-44	.409	133-184	.723	93	325	418	13.9	84	53	92	39	22	565	18.8

Player Averages

Games Played	Minutes/game	Points/game	FG Pct	3FG Pct	FT Pct	Rebounds/game	Assists/game	Turnovers/game	Assist/Turnover ratio	Steals/game	Blocks/game
30	34.4	18.8	48.0	40.9	72.3	13.9	1.8	3.1	0.6	0.7	1.3

CAREER STATS

SEASON	TEAM	Field Goals		3-Point		F-Throws		Rebounds				Scoring								
		GP-GS	MIN/AVG	FG-FGA	FG%	3FG-3FGA	3FG%	FT-FTA	FT%	OFF	DEF	TOT	AVG	PF-FO	A	TO	BLK	STL	PTS	AVG
2018-19	Mercer	29-5	432/14.9	62-120	.517	1-1	1.000	21-50	.420	65	88	153	5.3	71-0	7	40	22	6	146	5.0
2020-21	UVU	22-22	672/30.6	114-235	.485	1-1	1.000	76-123	.618	95	235	330	15.0	61-0	35	73	37	5	305	13.9
2021-22	UVU	30-30	1031/34.4	207-431	.480	18-44	.409	133-184	.723	93	325	418	13.9	84-2	53	92	39	22	565	18.8
TOTAL FOR UVU		52-52	1703/32.7	321-666	.482	19-45	.422	209-307	.681	188	560	748	14.4	145-2	88	165	76	27	870	16.7
TOTAL		81-57	2135/26.4	383-786	.487	20-46	.435	230-357	.644	253	648	901	11.1	216-2	95	205	98	33	1016	12.5



COLBY LEIFSON

Sophomore • Guard
6-4 • 190
Suwanee, Georgia
BYU



Leifson's
Complete bio



2021-22 HIGHLIGHTS

- Scored a career-high 18 points on a career-high six three-pointers in a home-opening win over Antelope Valley (Nov. 12).
- Came off the bench and knocked down a big three in a win over California Baptist (Feb. 26).

LEIFSON'S CAREER AT A GLANCE

- A three-point specialist off the bench, Leifson made at least two threes in five games last season. Knocked down a three-pointer in 10 games.
- Scored a career-high 10 points against UT Arlington in BYU's NIT game in 2017.
- Prepped at North Gwinnett High School in Suwanee, Georgia.

CAREER HIGHS

Points 18 vs. Antelope Valley, 11/12/21
 FG Made 6 vs. Antelope Valley, 11/12/21
 FG Attempted 8 (two times), last vs. UAV, 11/12/21
 3PT Made 6 vs. Antelope Valley, 11/12/21
 3PT Attempted 8 (two times), last vs. UAV, 11/12/21
 FT Made 2 at Grand Canyon, 3/6/21
 FT Attempted 2 (two times), last at GCU, 3/6/21
 Rebounds 3 vs. Coppin State, 11/17/16
 Assists 2 vs. SUU, 12/9/20
 Blocks 0
 Steals 2 vs. Idaho State, 12/30/16
 Minutes 14:08 vs. Antelope Valley, 11/12/21

SEASON HIGHS

Points 18 vs. Antelope Valley, 11/12/21
 FG Made 6 vs. Antelope Valley, 11/12/21
 FG Attempted 8 vs. Antelope Valley, 11/12/21
 3PT Made 6 vs. Antelope Valley, 11/12/21
 3PT Attempted 8 vs. Antelope Valley, 11/12/21
 FT Made 1 vs. Denver, 11/27/21
 FT Attempted 2 vs. Denver, 11/27/21
 Rebounds 2 at Washington, 12/21/21
 Assists 1 (2x), last vs. Bethesda, 12/17/21
 Blocks
 Steals
 Minutes 14:08 vs. Antelope Valley, 11/12/21

2021-22 GAME-BY-GAME STATS

Opponent	Date	GS	MIN	Total		3-Pointers		Free throws		Rebounds				PF	A	TO	BLK	STL	PTS	AVG	
				FG-FGA	PCT	3FG-3FGA	PCT	FT-FTA	PCT	OFF	DEF	TOT	AVG								
at Boise St.	11/09/2021		01:41	0-0	.000	0-0	.000	0-0	.000	0	0	0	0.0	0	0	0	0	0	0	0.0	
Antelope Valley	11/12/2021		14:08	6-8	.750	6-8	.750	0-0	.000	0	0	0	0.0	1	1	0	0	0	0	18	9.0
at Pepperdine	11/15/2021		03:52	0-1	.000	0-0	.000	0-0	.000	0	0	0	0.0	0	0	0	0	0	0	0	6.0
vs Idaho	11/22/2021		12:44	0-1	.000	0-1	.000	0-0	.000	0	1	1	0.3	1	0	0	0	0	0	0	4.5
Denver	11/27/2021		07:31	1-2	.500	1-2	.500	0-0	.000	0	0	0	0.2	0	0	0	0	0	3	4.2	
BYU	12/01/2021		02:48	0-1	.000	0-1	.000	0-0	.000	0	1	1	0.3	0	0	0	0	0	0	3.5	
at Southern Utah	12/08/2021		08:26	0-2	.000	0-2	.000	0-0	.000	0	0	0	0.3	0	0	0	0	0	0	3.0	
at Wyoming	12/11/2021		01:57	0-0	.000	0-0	.000	0-0	.000	0	0	0	0.3	0	0	0	0	0	0	2.6	
Bethesda (CA)	12/17/2021		10:53	3-8	.375	3-8	.375	0-0	.000	0	0	0	0.2	0	1	0	0	0	9	3.3	
at Washington	12/21/2021		01:51	0-1	.000	0-1	.000	0-0	.000	0	2	2	0.4	0	0	0	0	0	0	3.0	
Tarleton St.	01/01/2022		01:40	0-0	.000	0-0	.000	0-0	.000	0	1	1	0.5	0	0	0	0	0	0	2.7	
at California Baptist	01/15/2022		01:57	0-0	.000	0-0	.000	0-0	.000	0	0	0	0.4	0	0	0	0	0	0	2.5	
California Baptist	02/26/2022		05:04	1-1	1.000	1-1	1.000	0-0	.000	0	0	0	0.4	0	0	0	0	0	3	2.5	
at Grand Canyon	03/03/2022		01:44	0-1	.000	0-1	.000	0-0	.000	0	0	0	0.4	0	0	0	0	0	0	2.4	
Totals			0 76:16	11-26	.423	11-25	.440	0-0	.000	0	5	5	0.4	2	2	0	0	0	33	2.4	

Player Averages

Games Played	Minutes/game	Points/game	FG Pct	3FG Pct	FT Pct	Rebounds/game	Assists/game	Turnovers/game	Assist/Turnover ratio	Steals/game	Blocks/game
14	5.4	2.4	42.3	44.0	0.0	0.4	0.1	0.0	2.0	0.0	0.0

GET TO KNOW COLBY

Parents are Ryan and Jennifer Leifson ... has two brothers and one sister ... served a mission for The Church of Jesus Christ of Latter-day Saints in Brazil ... Prepped at North Gwinnett High School in Suwanee, Georgia.

CAREER STATS

SEASON	TEAM	GP-GS	MIN/AVG	Field Goals		3-Point		F-Throws		Rebounds				Scoring						
				FG-FGA	FG%	3FG-3FGA	3FG%	FT-FTA	FT%	OFF	DEF	TOT	AVG	PF-FO	A	TO	BLK	STL	PTS	AVG
2020-21	UVU	14-0	99/7.1	15-39	.385	15-39	.385	2-3	.667	0	4	4	0.3	11-0	5	7	0	1	47	3.4
2021-22	UVU	14-0	76/5.4	11-26	.423	11-25	.440	0-0	.000	0	5	5	0.4	2-0	2	0	0	0	33	2.4
TOTAL		28-0	175/6.3	26-65	.400	26-64	.406	2-3	.667	0	9	9	0.3	13-0	7	7	0	1	80	2.9



CONNOR HARDING

Junior • Guard
6-6 • 185
Pocatello, Idaho
Highland HS

Harding's
Complete bio



2021-22 HIGHLIGHTS

- Scored five points with three rebounds in UVU's season opener at Boise State (Nov. 9).
- Scored six points with six rebounds, five assists, one block, and a steal in a win over Antelope Valley (Nov. 12).
- Scored a career-high 18 points with a career-high 4 of 4 mark from three-point range in an 86-74 overtime win at Pepperdine (Nov. 15).
- Scored 16 points with six rebounds and three assists in an overtime road win at Long Beach State (Nov. 17).
- Scored 14 points with seven rebounds in a win over Idaho (Nov. 22) at the SoCal Challenge.
- Scored 13 points with four assists in a win over Nicholls State (Nov. 24) to help Utah Valley claim the SoCal Challenge title.
- Recorded 11 points in an overtime win over Denver (Nov. 27).
- Tallied his sixth straight double digit scoring game with 10 points in a 72-65 win over No. 12 BYU (Dec. 1).
- Scored 15 points with seven rebounds in a loss at Southern Utah (Dec. 8).
- Dished out a career-high seven assists to go along with 17 points and four rebounds in a win over Tarleton (Jan. 1).
- Recorded his ninth double digit scoring game of the season with 14 points in a win over Dixie State (Jan. 8).
- Scored 13 points at Seattle U (Jan. 12).
- Scored 14 points with four rebounds and three assists at California Baptist (Jan. 15).
- Had 12 points with five rebounds and two blocks in a win over UTRGV (Jan. 20).
- Scored 12 points with three rebounds and three assists in win over Lamar (Jan. 22).
- Matched a career high with 18 points, knocking down four threes in a win at Chicago State (Jan. 27).
- Scored 10 points with three boards at SFA (Feb. 3).
- Had eight points with eight rebounds and six assists against Grand Canyon (Feb. 10).
- Scored 10 points with six rebounds and two assists in a win over New Mexico State (Feb. 12).
- Pulled down a season-high nine rebounds with nine points in a win at Tarleton (Feb. 16).
- Recorded 12 points with three assists at Dixie State (Feb. 19).

HARDING'S CAREER AT A GLANCE

- Played three seasons at BYU where he averaged 5.4 points and 2.6 rebounds per game last season.
- Named the USA Today Idaho Player of the Year, Idaho Gatorade Player of the Year, and 5A Idaho Statesman Player of the Year.

CAREER HIGHS

Points 18 (2x) at Chicago State, 1/27/22
 FG Made 7 at Chicago State, 1/27/22
 FG Attempted 15 at Dixie State, 2/19/22
 3PT Made 4 (2x), last at Chicago State, 1/27/22
 3PT Attempted 6 (8x), last at Dixie State, 2/19/22
 FT Made 7 vs. Tarleton, 1/1/22
 FT Attempted 8 (2x), last vs. Tarleton, 1/1/22
 Rebounds 10 vs. Pepperdine, 1/23/21
 Assists 7 (2x), last vs. Seattle U, 2/24/22
 Blocks 2 (6x), last vs. Seattle U, 2/24/22
 Steals 3 vs. Pacific, 1/30/21
 Minutes 36:43 at Long Beach St., 11/17/21

SEASON HIGHS

Points 18 (2x) at Chicago State, 1/27/22
 FG Made 7 at Chicago State, 1/27/22
 FG Attempted 15 at Dixie State, 2/19/22
 3PT Made 4 (2x), last at Chicago State, 1/27/22
 3PT Attempted 6 (5x), last at Dixie State, 2/19/22
 FT Made 7 vs. Tarleton, 1/1/22
 FT Attempted 8 (2x), last vs. Tarleton, 1/1/22
 Rebounds 9 at Tarleton, 2/16/22
 Assists 7 (2x), last vs. Seattle U, 2/24/22
 Blocks 2 (4x), last vs. Seattle U, 2/24/22
 Steals 2 (2x), last vs. Grand Canyon, 2/10/22
 Minutes 39:03 vs. Denver, 11/27/21

2021-22 GAME-BY-GAME STATS

Opponent	Date	GS	MIN	Total			3-Pointers			Free throws			Rebounds				PF	A	TO	BLK	STL	PTS	AVG
				FG-FGA	PCT	3FG-3FGA	PCT	FT-FTA	PCT	OFF	DEF	TOT	AVG										
at Boise St.	11/09/2021	*	23:50	2-9	.222	0-3	.000	1-2	.500	0	3	3	3.0	2	1	8	0	1	5	5.0			
Antelope Valley	11/12/2021	*	22:58	2-7	.286	2-5	.400	0-0	.000	2	4	6	4.5	3	5	4	1	1	6	5.5			
at Pepperdine	11/15/2021	*	34:03	6-10	.600	4-4	1.000	2-2	1.000	0	4	4	4.3	1	3	4	0	1	18	9.7			
at Long Beach St.	11/17/2021	*	36:43	6-14	.429	3-6	.500	1-3	.333	2	4	6	4.8	0	3	3	0	0	16	11.3			
vs Idaho	11/22/2021	*	23:36	6-10	.600	2-3	.667	0-0	.000	2	5	7	5.2	2	3	3	0	0	14	11.8			
vs Nicholls St.	11/24/2021	*	33:29	3-7	.429	1-2	.500	6-6	1.000	0	4	4	5.0	1	4	1	0	2	13	12.0			
Denver	11/27/2021	*	39:03	3-6	.500	1-3	.333	4-8	.500	0	3	3	4.7	1	3	5	0	1	11	11.9			
BYU	12/01/2021	*	37:36	3-12	.250	1-4	.250	3-4	.750	0	1	1	4.3	2	3	1	0	0	10	11.6			
at Southern Utah	12/08/2021	*	37:13	6-13	.462	1-6	.167	2-5	.400	2	5	7	4.6	2	1	2	1	1	15	12.0			
at Wyoming	12/11/2021	*	33:01	3-6	.500	0-2	.000	1-1	1.000	0	2	2	4.3	3	0	3	0	0	7	11.5			
Bethesda (CA)	12/17/2021	*	23:35	2-7	.286	1-6	.167	0-2	.000	1	6	7	4.5	2	4	5	0	0	5	10.9			
at Washington	12/21/2021	*	30:26	2-6	.333	1-4	.250	0-0	.000	0	3	3	4.4	2	3	2	0	1	5	10.4			
Abilene Christian	12/30/2021	*	33:27	3-7	.429	1-3	.333	0-0	.000	2	3	5	4.5	2	3	3	0	0	7	10.2			
Tarleton St.	01/01/2022	*	35:09	4-7	.571	2-3	.667	7-8	.875	1	3	4	4.4	0	7	2	2	1	17	10.6			
Dixie St.	01/08/2022	*	31:59	4-7	.571	1-3	.333	5-6	.833	0	2	2	4.3	2	2	4	0	0	14	10.9			
at Seattle U	01/12/2022	*	33:01	4-11	.364	1-2	.500	4-5	.800	0	2	2	4.1	0	2	1	0	1	13	11.0			
at California Baptist	01/15/2022	*	33:38	5-9	.556	2-4	.500	2-2	1.000	0	4	4	4.1	2	3	1	0	1	14	11.2			
UTRGV	01/20/2022	*	35:45	4-12	.333	2-6	.333	2-6	.333	0	5	5	4.2	3	1	0	2	0	12	11.2			
Lamar University	01/22/2022	*	35:17	3-5	.600	2-4	.500	4-5	.800	0	3	3	4.1	3	3	2	0	1	12	11.3			
at Chicago St.	01/27/2022	*	29:25	7-8	.875	4-5	.800	0-0	.000	1	2	3	4.1	1	1	3	0	0	18	11.6			
at SFA	02/03/2022	*	27:54	5-10	.500	1-3	.333	1-1	1.000	0	3	3	4.0	1	0	3	0	0	12	11.6			
at Sam Houston	02/05/2022	*	31:17	3-7	.429	2-3	.667	0-0	.000	1	4	5	4.0	2	1	4	0	0	8	11.5			
Grand Canyon	02/10/2022	*	31:54	4-10	.400	0-3	.000	0-2	.000	1	7	8	4.2	3	6	1	0	2	8	11.3			
New Mexico St.	02/12/2022	*	26:55	3-6	.500	2-3	.667	2-2	1.000	1	5	6	4.3	4	2	5	0	0	10	11.3			
at Tarleton St.	02/16/2022	*	35:03	2-6	.333	1-4	.250	4-4	1.000	2	7	9	4.5	4	5	4	2	0	9	11.2			
at Dixie St.	02/19/2022	*	37:27	4-15	.267	1-6	.167	3-5	.600	0	1	1	4.3	2	3	5	1	2	12	11.2			
Seattle U	02/24/2022	*	33:47	3-9	.333	0-3	.000	0-0	.000	2	1	3	4.3	2	7	1	2	1	6	11.0			
California Baptist	02/26/2022	*	32:06	1-5	.200	0-1	.000	0-2	.000	0	5	5	4.3	5	3	0	1	2	10.7				
at Grand Canyon	03/03/2022	*	35:51	5-10	.500	0-1	.000	2-4	.500	0	4	4	4.3	1	0	5	0	1	12	10.7			
at New Mexico St.	03/05/2022	*	29:13	2-4	.500	0-2	.000	1-1	1.000	0	4	4	4.3	0	1	3	0	1	5	10.5			
Totals			30	964:41	110-255	.431	39-107	.364	57-86	.663	20	109	129	4.3	56	85	91	11	20	316	10.5		

Player Averages

Games Played	Minutes/game	Points/game	FG Pct	3FG Pct	FT Pct	Rebounds/game	Assists/game	Turnovers/game	Assist/Turnover ratio	Steals/game	Blocks/game
30	32.2	10.5	43.1	36.4	66.3	4.3	2.8	3.0	0.9	0.7	0.4

CAREER STATS

SEASON	TEAM	GP-GS	MIN/AVG	Field Goals			3-Point		F-Throws		Rebounds				Scoring					
				FG-FGA	FG%	3FG-3FGA	3FG%	FT-FTA	FT%	OFF	DEF	TOT	AVG	PF-FO	A	TO	BLK	STL	PTS	AVG
2018-19	BYU	32-14	619/19.3	68-147	.463	21-68	.309	41-61	.672	12	82	94	2.9	48-1	37	25	6	11	198	6.2
2019-20	BYU	32-0	724/22.6	71-137	.518	34-77	.442	18-27	.667	12	90	102	3.2	57-0	43	24	1	11	194	6.1
2020-21	BYU	26-12	539/20.7	48-119	.403	23-72	.319	22-26	.846	12	56	68	2.6	42-0	39	22	4	13	141	5.4
2021-22	UVU	30-30	965/32.2	110-255	.431	39-107	.364	57-86	.663	20	109	129	4.3	56-1	85	91	11	20	316	10.5
TOTAL FOR UVU		30-30	965/32.2	110-255	.431	39-107	.364	57-86	.663	20	109	129	4.3	56-1	85	91	11	20	316	10.5
TOTAL		120-56	2846/23.7	297-658	.451	117-324	.361	138-200	.690	56	337	393	3.3	203-2	204	162	22	55	849	7.1



TREY FARRER

Sophomore • F/C
6-9 • 235
St. George, Utah
Snow College



Farrer's
Complete bio



2021-22 HIGHLIGHTS

- Scored a career-high seven points with a career-high three rebounds in a win over Idaho (Nov. 22) at the SoCal Challenge.
- Scored a career-high 12 points with a career-high four rebounds against Bethesda (Dec. 17).
- Had a career-high two steals with four rebounds and two points in a win over Tarleton (Jan. 1).
- Scored six points with a career-high five rebounds at California Baptist (Jan. 15).
- Scored nine points with a career-high six rebounds in a win over Seattle U (Feb. 24).
- Had a career night with career highs in points (13), rebounds (8), assists (3), and minutes played (24:58) in a win over California Baptist (Feb. 26).

FARRER'S CAREER AT A GLANCE

- Saw time in six games for UVU during the 2020-21 season and averaged 1.0 points and 0.8 rebounds per game.
- Played the 2019-20 season at Snow College where he played in 32 games, averaging 12.8 points, 5.8 rebounds, 0.8 assists, and 0.6 blocks per game.
- Was an All-American honorable mention and earned First Team All-SWAC honors.
- Prepped at Pine View High School in St. George, Utah.

CAREER HIGHS

Points 13 vs. California Baptist, 2/26/22
FG Made 3 (3x), last vs. California Baptist, 2/26/22
FG Attempted 7 vs. California Baptist, 2/26/22
3PT Made 1 vs. Seattle U, 2/24/22
3PT Attempted 2 at Seattle U, 1/12/22
FT Made 7 vs. California Baptist, 2/26/22
FT Attempted 8 vs. California Baptist, 2/26/22
Rebounds 8 vs. California Baptist, 2/26/22
Assists 3 vs. California Baptist, 2/26/22
Blocks 1 (5x), last vs. Seattle U, 2/24/22
Steals 2 vs. Tarleton, 1/1/22
Minutes 24:58 vs. California Baptist, 2/26/22

SEASON HIGHS

Points 13 vs. California Baptist, 2/26/22
FG Made 3 (3x) vs. California Baptist, 2/26/22
FG Attempted 7 vs. California Baptist, 2/26/22
3PT Made 1 vs. Seattle U, 2/24/22
3PT Attempted 2 at Seattle U, 1/12/22
FT Made 7 vs. California Baptist, 2/26/22
FT Attempted 8 vs. California Baptist, 2/26/22
Rebounds 8 vs. California Baptist, 2/26/22
Assists 3 vs. California Baptist, 2/26/22
Blocks 1 (4x), last vs. Seattle U, 2/24/22
Steals 2 vs. Tarleton, 1/1/22
Minutes 24:58 vs. California Baptist, 2/26/22

GET TO KNOW TREY

Born Dec. 15, 1998 ... married to Lexi Peterson on June 5, 2020 in Payson, Utah ... parents are Rhett and Kimberly Farrer ... has one brother (Jordan) and one sister (Aubrey) ... plans to study business at UVU.

2021-22 GAME-BY-GAME STATS

Opponent	Date	GS	MIN	Total		3-Pointers		Free throws		Rebounds				PF	A	TO	BLK	STL	PTS	AVG
				FG-FGA	PCT	3FG-3FGA	PCT	FT-FTA	PCT	OFF	DEF	TOT	AVG							
at Boise St.	11/09/2021		04:02	0-0	.000	0-0	.000	0-0	.000	1	0	1	1.0	0	0	1	0	0	0	0.0
Antelope Valley	11/12/2021		07:07	0-0	.000	0-0	.000	0-0	.000	0	2	2	1.5	2	0	2	0	1	0	0.0
at Pepperdine	11/15/2021		02:17	0-1	.000	0-1	.000	0-0	.000	0	0	0	1.0	0	0	0	0	0	0.0	
at Long Beach St.	11/17/2021		11:21	1-2	.500	0-0	.000	0-0	.000	1	0	1	1.0	3	0	1	0	1	2	0.5
vs Idaho	11/22/2021		16:37	3-5	.600	0-1	.000	1-1	1.000	1	2	3	1.4	2	0	1	1	0	7	1.8
vs Nicholls St.	11/24/2021		01:48	1-1	1.000	0-0	.000	0-0	.000	1	0	1	1.3	0	0	0	0	0	2	1.8
BYU	12/01/2021		02:17	0-0	.000	0-0	.000	0-0	.000	0	0	0	1.1	1	0	0	0	0	0	1.6
at Southern Utah	12/08/2021		07:13	0-1	.000	0-1	.000	0-0	.000	0	1	1	1.1	1	0	1	0	0	0	1.4
Bethesda (CA)	12/17/2021		16:39	3-3	1.000	0-0	.000	6-6	1.000	3	1	4	1.4	2	2	0	1	0	12	2.6
at Washington	12/21/2021		05:51	1-2	.500	0-0	.000	0-0	.000	0	0	0	1.3	2	0	1	0	0	2	2.5
Abilene Christian	12/30/2021		02:14	0-0	.000	0-0	.000	0-0	.000	0	0	0	1.2	0	0	1	0	0	0	2.3
Tarleton St.	01/01/2022		13:49	1-2	.500	0-0	.000	0-0	.000	1	3	4	1.4	1	0	2	0	2	2	2.3
Dixie St.	01/08/2022		02:08	0-1	.000	0-1	.000	0-0	.000	0	0	0	1.3	1	0	1	0	0	0	2.1
at Seattle U	01/12/2022		14:40	1-4	.250	0-2	.000	0-0	.000	0	1	1	1.3	3	0	2	0	0	2	2.1
at California Baptist	01/15/2022		20:30	2-5	.400	0-0	.000	2-3	.667	3	2	5	1.5	3	0	1	0	6	2.3	
UTRGV	01/20/2022		08:19	1-1	1.000	0-0	.000	0-0	.000	1	1	2	1.6	2	0	0	0	0	2	2.3
at Sam Houston	02/05/2022		10:32	0-0	.000	0-0	.000	2-2	1.000	0	1	1	1.5	2	0	0	0	0	2	2.3
Seattle U	02/24/2022		17:59	2-3	.667	1-1	1.000	4-4	1.000	0	6	6	1.8	1	0	0	1	0	9	2.7
California Baptist	02/26/2022		24:58	3-7	.429	0-1	.000	7-8	.875	1	7	8	2.1	2	3	1	0	1	13	3.2
at Grand Canyon	03/03/2022		05:36	0-0	.000	0-0	.000	0-1	.000	0	1	1	2.1	4	0	0	0	0	0	3.1
at New Mexico St.	03/05/2022		22:10	0-2	.000	0-1	.000	2-2	1.000	1	1	2	2.0	2	0	2	0	1	2	3.0
Totals			0 218:06	19-40	.475	1-9	.111	24-27	.889	14	29	43	2.0	34	5	16	4	6	63	3.0

Player Averages

Games Played	Minutes/game	Points/game	FG Pct	3FG Pct	FT Pct	Rebounds/game	Assists/game	Turnovers/game	Assist/Turnover ratio	Steals/game	Blocks/game
21	10.4	3.0	47.5	11.1	88.9	2.0	0.2	0.8	0.3	0.3	0.2

CAREER STATS

SEASON TEAM	GP-GS	MIN/AVG	Field Goals		3-Point		F-Throws		Rebounds				Scoring						
			FG-FGA	FG%	3FG-3FGA	3FG%	FT-FTA	FT%	OFF	DEF	TOT	AVG	PF-FO	A	TO	BLK	STL	PTS	AVG
2020-21 UVU	6-0	29/4.9	2-7	.286	0-3	.000	2-2	1.000	4	1	5	0.8	4-0	1	2	1	0	6	1.0
2021-22 UVU	21-0	218/10.4	19-40	.475	1-9	.111	24-27	.889	14	29	43	2.0	34-0	5	16	4	6	63	3.0
TOTAL	27-0	248/9.2	21-47	.447	1-12	.083	26-29	.897	18	30	48	1.8	38-0	6	18	5	6	69	2.6



JORDAN BATTLE

Freshman • Guard
6-2 • 200
Chesapeake, Virginia
Hargrave Military



Battle's
Complete bio



2021-22 HIGHLIGHTS

- Scored two points with one assist and a steal in his UVU debut at Boise State (Nov. 9).
- Scored four points with five rebounds in a win over Antelope Valley (Nov. 12).
- Scored three points with a career-high four assists and five rebounds against Bethesda (Dec. 17).

BATTLE'S CAREER AT A GLANCE

- Played at Hargrave Military Academy last season, averaging 15.3 points, 6.9 rebounds, and 4.8 assists per game.
- Also prepped at Norfolk Collegiate where he averaged 24.6 points, 6.6 rebounds, 5.8 assists, and 2.9 steals per game during the 2019-20 season.

CAREER HIGHS

Points	4 vs. Antelope Valley, 11/12/21
FG Made	1 (5x), last vs. Tarleton, 1/1/22
FG Attempted	5 vs. Bethesda, 12/17/21
3PT Made	1 (3x), last vs. Tarleton, 1/1/22
3PT Attempted	3 vs. Bethesda, 12/17/21
FT Made	1 (2x), last vs. Seattle U, 2/24/22
FT Attempted	2 (3x), last vs. Seattle U, 2/24/22
Rebounds	5 (2x), last vs. Bethesda, 12/17/21
Assists	4 vs. Bethesda, 12/17/21
Blocks	0
Steals	1 (4x), last vs. BYU, 12/1/21
Minutes	19:50 vs. Bethesda, 12/17/21

SEASON HIGHS

Points	4 vs. Antelope Valley, 11/12/21
FG Made	1 (5x), last vs. Tarleton, 1/1/22
FG Attempted	5 vs. Bethesda, 12/17/21
3PT Made	1 (3x), last vs. Tarleton, 1/1/22
3PT Attempted	3 vs. Bethesda, 12/17/21
FT Made	1 (2x), last vs. Seattle U, 2/24/22
FT Attempted	2 (3x), last vs. Seattle U, 2/24/22
Rebounds	5 (2x), last vs. Bethesda, 12/17/21
Assists	4 vs. Bethesda, 12/17/21
Blocks	0
Steals	1 (4x), last vs. BYU, 12/1/21
Minutes	19:50 vs. Bethesda, 12/17/21

2021-22 GAME-BY-GAME STATS

Opponent	Date	GS	MIN	Total		3-Pointers		Free throws		Rebounds				PF	A	TO	BLK	STL	PTS	AVG
				FG-FGA	PCT	3FG-3FGA	PCT	FT-FTA	PCT	OFF	DEF	TOT	AVG							
at Boise St.	11/09/2021		16:09	1-2	.500	0-0	.000	0-0	.000	0	0	0	0.0	0	1	1	0	1	2	2.0
Antelope Valley	11/12/2021		14:52	1-3	.333	1-1	1.000	1-2	.500	2	3	5	2.5	1	1	1	0	0	4	3.0
at Pepperdine	11/15/2021		03:51	0-0	.000	0-0	.000	0-0	.000	0	0	0	1.7	0	0	0	0	0	0	2.0
at Long Beach St.	11/17/2021		05:11	0-0	.000	0-0	.000	0-0	.000	0	0	0	1.3	0	0	0	0	1	0	1.5
vs Idaho	11/22/2021		13:43	0-1	.000	0-0	.000	0-2	.000	0	3	3	1.6	0	3	2	0	1	0	1.2
vs Nicholls St.	11/24/2021		08:04	0-3	.000	0-0	.000	0-0	.000	0	0	0	1.3	0	0	0	0	0	0	1.0
Denver	11/27/2021		01:37	0-0	.000	0-0	.000	0-0	.000	0	0	0	1.1	0	0	0	0	0	0	0.9
BYU	12/01/2021		02:24	1-1	1.000	0-0	.000	0-0	.000	0	1	1	1.1	0	0	0	0	1	2	1.0
at Southern Utah	12/08/2021		06:20	0-0	.000	0-0	.000	0-0	.000	0	1	1	1.1	0	0	1	0	1	0	0.9
at Wyoming	12/11/2021		02:51	0-0	.000	0-0	.000	0-0	.000	0	0	0	1.0	0	1	0	0	0	0	0.8
Bethesda (CA)	12/17/2021		19:50	1-5	.200	1-3	.333	0-0	.000	1	4	5	1.4	3	4	1	0	0	3	1.0
at Washington	12/21/2021		03:45	0-0	.000	0-0	.000	0-0	.000	1	1	2	1.4	0	0	1	0	0	0	0.9
Abilene Christian	12/30/2021		03:53	0-0	.000	0-0	.000	0-0	.000	0	0	0	1.3	0	0	0	0	0	0	0.8
Tarleton St.	01/01/2022		03:52	1-2	.500	1-1	1.000	0-0	.000	0	0	0	1.2	1	1	0	0	0	3	1.0
New Mexico St.	02/12/2022		13:14	0-1	.000	0-1	.000	0-0	.000	0	2	2	1.3	0	1	1	0	0	0	0.9
at Tarleton St.	02/16/2022		03:12	0-1	.000	0-1	.000	0-0	.000	0	1	1	1.3	1	0	1	0	0	0	0.9
Seattle U	02/24/2022		04:02	0-1	.000	0-1	.000	1-2	.500	0	0	0	1.2	1	1	0	0	0	1	0.9
at Grand Canyon	03/03/2022		02:03	0-0	.000	0-0	.000	0-0	.000	0	0	0	1.1	0	0	0	0	0	0	0.8
Totals		0	128:53	5-20	.250	3-8	.375	2-6	.333	4	16	20	1.1	7	13	9	0	5	15	0.8

Player Averages

Games Played	Minutes/game	Points/game	FG Pct	3FG Pct	FT Pct	Rebounds/game	Assists/game	Turnovers/game	Assist/Turnover ratio	Steals/game	Blocks/game
18	7.2	0.8	25.0	37.5	33.3	1.1	0.7	0.5	1.4	0.3	0.0

GET TO KNOW JORDAN

Played at Hargrave Military Academy last season where he averaged 15.3 points, 6.9 rebounds, and 4.8 assists per game ... also prepped at Norfolk Collegiate where he averaged 24.6 points, 6.6 rebounds, 5.8 assists, and 2.9 steals per game during the 2019-20 season to lead the Mighty Oaks to the VISAA Division II state title game in Virginia ... broke Norfolk's career scoring record, amassing over 2,800 points during his time at the school ... broke the school's single season points record with 998 points during the 2019-20 season ... also broke the school's single game scoring record that had stood since 1976 with 44 points in a win over Veritas Collegiate ... earned first team all-state and Tidewater Conference Player of the Year honors.

CAREER STATS

SEASON TEAM	GP-GS	MIN/AVG	Field Goals		3-Point		F-Throws		Rebounds				Scoring						
			FG-FGA	FG%	3FG-3FGA	3FG%	FT-FTA	FT%	OFF	DEF	TOT	AVG	PF-FO	A	TO	BLK	STL	PTS	AVG
2021-22 UVU	18-0	129/7.2	5-20	.250	3-8	.375	2-6	.333	4	16	20	1.1	7-0	13	9	0	5	15	0.8
TOTAL	18-0	129/7.2	5-20	.250	3-8	.375	2-6	.333	4	16	20	1.1	7-0	13	9	0	5	15	0.8



JUSTIN HARMON

Sophomore • Guard
6-4 • 180
Chicago, Illinois
Barton CC

Harmon's
Complete bio



2021-22 HIGHLIGHTS

- Scored 14 points with five rebounds and two steals in his UVU debut at Boise State (Nov. 9).
- Scored eight points with five rebounds in a win over Antelope Valley (Nov. 12).
- Matched a season high with 14 points in an 86-74 overtime win at Pepperdine (Nov. 15).
- Scored 10 points with five rebounds in a win over Idaho (Nov. 22) at the SoCal Challenge.
- Scored a career-high 15 points in an overtime win against Denver (Nov. 27).
- Scored a career-high 24 points with a career-high seven rebounds, and a career-high three blocks in a 72-65 overtime win over No. 12 BYU (Dec. 1).
- In his first game since Dec. 1 against BYU, Harmon returned to score 12 points with three rebounds in a win in his hometown over Chicago State (Jan. 27).
- Scored 10 points with three rebounds in win at Sam Houston (Feb. 5).
- Scored 11 points with one rebound, one assist, and one steal against Grand Canyon (Feb. 10).
- Scored 17 points with three assists and two rebounds in a win over New Mexico State (Feb. 12).
- Scored 23 points with a career-high nine rebounds at Dixie State (Feb. 19).
- Had 17 points with a career-high six assists and five rebounds in win over Seattle U (Feb. 24).
- Had 18 points with five rebounds at Grand Canyon (March 3).

HARMON'S CAREER AT A GLANCE

- Played the last two seasons at Barton Community College where he earned first team all-conference honors.
- Averaged 16.0 points, 4.6 rebounds, and 3.5 assists per game during the 2020-21 season, leading the Cougars to a 16-9 record and a trip to the semifinals of the NJCAA Region VI semifinals.

CAREER HIGHS

Points 24 vs. BYU, 12/1/21
 FG Made8 at Dixie State, 2/19/22
 FG Attempted 15 (2x), last at Grand Canyon, 3/3/22
 3PT Made 2 (3x), last at Dixie State, 2/19/22
 3PT Attempted6 at Grand Canyon, 3/3/22
 FT Made8 vs. BYU, 12/1/21
 FT Attempted 10 vs. BYU, 12/1/21
 Rebounds9 at Dixie State, 2/19/22
 Assists6 vs. Seattle U, 2/24/22
 Blocks3 vs. BYU, 12/1/21
 Steals 2 (5x), last at Tarleton, 2/16/22
 Minutes 36:52 at Dixie State, 2/19/22

SEASON HIGHS

Points 24 vs. BYU, 12/1/21
 FG Made8 at Dixie State, 2/19/22
 FG Attempted 15 (2x), last at Grand Canyon, 3/3/22
 3PT Made 2 (3x), last at Dixie State, 2/19/22
 3PT Attempted6 at Grand Canyon, 3/3/22
 FT Made8 vs. BYU, 12/1/21
 FT Attempted 10 vs. BYU, 12/1/21
 Rebounds9 at Dixie State, 2/19/22
 Assists6 vs. Seattle U, 2/24/22
 Blocks3 vs. BYU, 12/1/21
 Steals 2 (5x), last at Tarleton, 2/16/22
 Minutes 36:52 at Dixie State, 2/19/22

2021-22 GAME-BY-GAME STATS

Opponent	Date	GS	MIN	Total			3-Pointers		Free throws		Rebounds				PF	A	TO	BLK	STL	PTS	AVG
				FG-FGA	PCT	3FG-3FGA	PCT	FT-FTA	PCT	OFF	DEF	TOT	AVG								
at Boise St.	11/09/2021		27:44	6-9	.667	0-0	.000	2-4	.500	2	3	5	5.0	2	1	1	0	2	14	14.0	
Antelope Valley	11/12/2021	*	19:05	3-8	.375	0-1	.000	2-2	1.000	1	4	5	5.0	2	0	2	0	1	8	11.0	
at Pepperdine	11/15/2021		32:24	4-9	.444	1-2	.500	5-6	.833	0	2	2	4.0	1	2	1	0	0	14	12.0	
at Long Beach St.	11/17/2021		23:59	3-7	.429	0-1	.000	2-2	1.000	1	3	4	4.0	2	1	5	1	1	8	11.0	
vs Idaho	11/22/2021		19:25	3-7	.429	0-2	.000	4-4	1.000	0	5	5	4.2	2	1	1	0	2	10	10.8	
vs Nicholls St.	11/24/2021		23:12	2-6	.333	0-1	.000	0-0	.000	0	2	2	3.8	0	1	1	0	0	4	9.7	
Denver	11/27/2021		32:22	4-8	.500	0-0	.000	7-9	.778	1	3	4	3.9	3	1	4	1	2	15	10.4	
BYU	12/01/2021		31:25	7-15	.467	2-4	.500	8-10	.800	1	6	7	4.3	2	1	1	3	2	24	12.1	
at Chicago St.	01/27/2022		21:15	5-8	.625	0-1	.000	2-4	.500	1	2	3	4.1	1	4	0	1	1	12	12.1	
at SFA	02/03/2022		26:15	1-10	.100	0-2	.000	3-4	.750	0	1	1	3.8	4	1	3	0	1	5	11.4	
at Sam Houston	02/05/2022		22:49	3-5	.600	0-2	.000	4-4	1.000	0	3	3	3.7	2	0	3	1	0	10	11.3	
Grand Canyon	02/10/2022		20:00	3-8	.375	1-2	.500	4-6	.667	1	0	1	3.5	2	1	2	0	1	11	11.3	
New Mexico St.	02/12/2022		33:29	5-10	.500	2-3	.667	5-7	.714	0	2	2	3.4	3	3	1	0	0	17	11.7	
at Tarleton St.	02/16/2022	*	19:46	1-6	.167	0-0	.000	0-0	.000	1	2	3	3.4	3	1	6	1	2	2	11.0	
at Dixie St.	02/19/2022	*	36:52	8-14	.571	2-3	.667	5-7	.714	1	8	9	3.7	3	2	3	2	1	23	11.8	
Seattle U	02/24/2022	*	30:57	6-14	.429	1-2	.500	4-5	.800	0	5	5	3.8	2	6	2	1	1	17	12.1	
California Baptist	02/26/2022	*	26:10	2-7	.286	0-1	.000	4-4	1.000	1	1	2	3.7	4	1	3	1	0	8	11.9	
at Grand Canyon	03/03/2022	*	32:59	7-15	.467	1-6	.167	3-5	.600	0	5	5	3.8	3	1	1	0	0	18	12.2	
at New Mexico St.	03/05/2022	*	21:05	1-8	.125	0-1	.000	0-0	.000	1	2	3	3.7	2	0	2	0	0	2	11.7	
Totals		7	501:13	74-174	.425	10-34	.294	64-83	.771	12	59	71	3.7	43	28	42	12	17	222	11.7	

Player Averages

Games Played	Minutes/game	Points/game	FG Pct	3FG Pct	FT Pct	Rebounds/game	Assists/game	Turnovers/game	Assist/Turnover ratio	Steals/game	Blocks/game
19	26.4	11.7	42.5	29.4	77.1	3.7	1.5	2.2	0.7	0.9	0.6

GET TO KNOW JUSTIN

Prepped at Curie High School where he led the Condors to a Chicago City Championship and a third-place finish at state during his senior year ... helped lift CHS to a top-25 national ranking as one of the top teams in the country in 2019 as he finished the season averaging 16.0 points, 5.0 rebounds, and 2.0 assists a game ... earned first team all super conference honors at CHS. Played the last two seasons at Barton Community College where he earned first team all-conference honors ... averaged 16.0 points, 4.6 rebounds, and 3.5 assists per game during the 2020-21 campaign ... led the Cougars to a 16-9 overall record and a trip to the semifinals of the NJCAA Region VI semifinals.


CAREER STATS

SEASON TEAM	GP-GS	MIN/AVG	Field Goals		3-Point		F-Throws		Rebounds				Scoring						
			FG-FGA	FG%	3FG-3FGA	3FG%	FT-FTA	FT%	OFF	DEF	TOT	AVG	PF-FO	A	TO	BLK	STL	PTS	AVG
2021-22 UVU	19-7	501/26.4	74-174	.425	10-34	.294	64-83	.771	12	59	71	3.7	43-0	28	42	12	17	222	11.7
TOTAL	19-7	501/26.4	74-174	.425	10-34	.294	64-83	.771	12	59	71	3.7	43-0	28	42	12	17	222	11.7



BROCK ANDERSON

Sophomore • Forward
6-8 • 230
Riverton, Utah
Bingham High School



Anderson's
Complete bio



2021-22 HIGHLIGHTS

- Scored his first career points with a field goal and a free throw against Bethesda (Dec. 17).

ANDERSON'S CAREER AT A GLANCE

- Saw action in two games last season for the Wolverines.
- A 2018 graduate of Bingham High School in South Jordan, Utah.
- Averaged 10 points and 3.0 rebounds per game during his senior season at Bingham High in 2018.

CAREER HIGHS

Points 3 vs. Bethesda, 12/17/21
 FG Made 1 vs. Bethesda, 12/17/21
 FG Attempted 1 (2x), last vs. Bethesda, 12/17/21
 3PT Made
 3PT Attempted
 FT Made 1 vs. Bethesda, 12/17/21
 FT Attempted 2 vs. Bethesda, 12/17/21
 Rebounds 2 (2x), last vs. Bethesda, 12/17/21
 Assists
 Blocks 1 vs. Bethesda, 12/17/21
 Steals 1 vs. Antelope Valley, 11/12/21
 Minutes 5:54 vs. Bethesda, 12/17/21

SEASON HIGHS

Points 3 vs. Bethesda, 12/17/21
 FG Made 1 vs. Bethesda, 12/17/21
 FG Attempted 1 (2x), last vs. Bethesda, 12/17/21
 3PT Made
 3PT Attempted
 FT Made 1 vs. Bethesda, 12/17/21
 FT Attempted 2 vs. Bethesda, 12/17/21
 Rebounds 2 (2x), last vs. Bethesda, 12/17/21
 Assists
 Blocks 1 vs. Bethesda, 12/17/21
 Steals 1 vs. Antelope Valley, 11/12/21
 Minutes 5:54 vs. Bethesda, 12/17/21

2021-22 GAME-BY-GAME STATS

Opponent	Date	GS	MIN	Total		3-Pointers		Free throws		Rebounds				PF			A			BLK	STL	PTS	AVG
				FG-FGA	PCT	3FG-3FGA	PCT	FT-FTA	PCT	OFF	DEF	TOT	AVG	PF	A	TO	BLK	STL	PTS				
Antelope Valley	11/12/2021		03:08	0-1	.000	0-0	.000	0-0	.000	2	0	2	2.0	0	0	0	0	1	0	0.0			
Bethesda (CA)	12/17/2021		05:54	1-1	1.000	0-0	.000	1-2	.500	1	1	2	2.0	0	0	0	1	0	3	1.5			
Totals		0	09:02	1-2	.500	0-0	.000	1-2	.500	3	1	4	2.0	0	0	0	1	1	3	1.5			

Player Averages

Games Played	Minutes/game	Points/game	FG Pct	3FG Pct	FT Pct	Rebounds/game	Assists/game	Turnovers/game	Assist/Turnover ratio	Steals/game	Blocks/game
2	4.5	1.5	50.0	0.0	50.0	2.0	0.0	0.0	0.0	0.5	0.5

GET TO KNOW BROCK

Born May 4, 2000 ... parents are Cheryl and Stewart Anderson ... has two sisters (Maren, Ashleigh) and one brother (Cole) ... studying digital marketing at UVU ... is a UVU ambassador ... enjoys backpacking and wakeboarding.

CAREER STATS

SEASON TEAM	GP-GS	MIN/AVG	Field Goals		3-Point		F-Throws		Rebounds				PF			A			BLK	STL	PTS	AVG
			FG-FGA	FG%	3FG-3FGA	3FG%	FT-FTA	FT%	OFF	DEF	TOT	AVG	PF	A	TO	BLK	STL	PTS				
2020-21 UVU	2-0	3/1.3	0-0	.000	0-0	.000	0-0	.000	0	0	0	0.0	0-0	0	0	0	0	0	0	0.0		
2021-22 UVU	2-0	9/4.5	1-2	.500	0-0	.000	1-2	.500	3	1	4	2.0	0-0	0	0	1	1	3	1.5			
TOTAL	4-0	12/2.9	1-2	.500	0-0	.000	1-2	.500	3	1	4	1.0	0-0	0	0	1	1	3	0.8			



GAME-BY-GAME STARTERS

Game

Nov. 9 at Boise State	Blaze Nield	Le'Tre Darthard	Connor Harding	Tim Fuller	Fardaws Aimaq
Nov. 12 vs. Antelope Valley	Blaze Nield	Le'Tre Darthard	Connor Harding	Justin Harmon	Fardaws Aimaq
Nov. 15 at Pepperdine	Blaze Nield	Le'Tre Darthard	Connor Harding	Tim Fuller	Fardaws Aimaq
Nov. 17 at Long Beach State	Blaze Nield	Le'Tre Darthard	Connor Harding	Tim Fuller	Fardaws Aimaq
Nov. 22 vs. Idaho	Blaze Nield	Le'Tre Darthard	Connor Harding	Tim Fuller	Fardaws Aimaq
Nov. 24 vs. Nicholls State	Blaze Nield	Le'Tre Darthard	Connor Harding	Tim Fuller	Fardaws Aimaq
Nov. 27 vs. Denver	Blaze Nield	Le'Tre Darthard	Connor Harding	Tim Fuller	Fardaws Aimaq
Dec. 1 vs. BYU	Blaze Nield	Le'Tre Darthard	Connor Harding	Tim Fuller	Fardaws Aimaq
Dec. 8 at Southern Utah	Blaze Nield	Le'Tre Darthard	Connor Harding	Tim Fuller	Fardaws Aimaq
Dec. 11 at Wyoming	Blaze Nield	Le'Tre Darthard	Connor Harding	Tim Fuller	Fardaws Aimaq
Dec. 19 vs. Bethesda	Blaze Nield	Le'Tre Darthard	Connor Harding	Tim Fuller	Fardaws Aimaq
Dec. 21 at Washington	Blaze Nield	Le'Tre Darthard	Connor Harding	Tim Fuller	Fardaws Aimaq
Dec. 30 vs. Abilene Christian	Blaze Nield	Le'Tre Darthard	Connor Harding	Tim Fuller	Fardaws Aimaq
Jan. 1 vs. Tarleton	Blaze Nield	Le'Tre Darthard	Connor Harding	Tim Fuller	Fardaws Aimaq
Jan. 8 vs. Dixie State	Blaze Nield	Le'Tre Darthard	Connor Harding	Tim Fuller	Fardaws Aimaq
Jan. 12 at Seattle U	Blaze Nield	Le'Tre Darthard	Connor Harding	Tim Ceaser	Fardaws Aimaq
Jan. 15 at California Baptist	Blaze Nield	Le'Tre Darthard	Connor Harding	Tim Ceaser	Fardaws Aimaq
Jan. 20 vs. UTRGV	Blaze Nield	Le'Tre Darthard	Connor Harding	Tim Fuller	Fardaws Aimaq
Jan. 22 vs. Lamar	Blaze Nield	Le'Tre Darthard	Connor Harding	Tim Fuller	Fardaws Aimaq
Jan. 27 at Chicago State	Blaze Nield	Le'Tre Darthard	Connor Harding	Tim Fuller	Fardaws Aimaq
Feb. 3 at Stephen F. Austin	Blaze Nield	Le'Tre Darthard	Connor Harding	Tim Fuller	Fardaws Aimaq
Feb. 5 at Sam Houston	Blaze Nield	Le'Tre Darthard	Connor Harding	Tim Fuller	Fardaws Aimaq
Feb. 10 vs. Grand Canyon	Blaze Nield	Le'Tre Darthard	Connor Harding	Tim Fuller	Fardaws Aimaq
Feb. 12 vs. NM State	Blaze Nield	Le'Tre Darthard	Connor Harding	Tim Fuller	Fardaws Aimaq
Feb. 16 at Tarleton	Blaze Nield	Justin Harmon	Connor Harding	Tim Fuller	Fardaws Aimaq
Feb. 18 at Dixie State	Blaze Nield	Justin Harmon	Connor Harding	Tim Fuller	Fardaws Aimaq
Feb. 24 vs. Seattle U	Blaze Nield	Justin Harmon	Connor Harding	Tim Fuller	Fardaws Aimaq
Feb. 26 vs. California Baptist	Blaze Nield	Justin Harmon	Connor Harding	Tim Fuller	Fardaws Aimaq
March 3 at Grand Canyon	Blaze Nield	Justin Harmon	Connor Harding	Tim Fuller	Fardaws Aimaq
March 5 at New Mexico State	Blaze Nield	Justin Harmon	Connor Harding	Tim Fuller	Fardaws Aimaq



2021-22 BOX SCORES

GAME 1

at Boise State | Nov. 9, 2021
Boise, Idaho | ExtraMile Arena



Official Basketball Box Score - Final
Utah Valley at Boise St.
11/09/21 ExtraMile Arena, Boise
2021-22 Men's Basketball

Game Time: 7:00 PM
Game Duration: 1:41
Attendance: 7,457

Officials: David Hall, Scott Brown, Dan Church

Utah Valley - 56
Record: 0-1
Table with columns: NO. Name, Min, FG, 3P, FT, Rebounds, Fouls, TP, AS, TO, ST, Blocks, +/-

Shooting By Period
1st FG% 12-27 44.4%
3PT% 0-4 0.0%
FT% 3-5 60%

Technical Fouls: NONE

Boise St - 76
Record: 1-0
Table with columns: NO. Name, Min, FG, 3P, FT, Rebounds, Fouls, TP, AS, TO, ST, Blocks, +/-

Shooting By Period
1st FG% 16-31 51.6%
3PT% 3-10 30.0%
FT% 3-4 75%

Technical Fouls: NONE

Summary table with columns: UUVU, Boise, Points from Turnovers, UUVU, Boise, Period by Period Scoring

GAME 3

at Pepperdine | Nov. 15, 2021
Malibu, Calif. | Firestone Fieldhouse



Official Basketball Box Score - Final
Utah Valley at Pepperdine
11/15/21 Firestone Fieldhouse, Malibu, Calif.
2021-22 Men's Basketball

Game Time: 7:00 PM
Game Duration: 1:59
Attendance: 435

Officials: Tom Nally, Marc Beasley, Ian Cabwett

Utah Valley - 86
Record: 2-1
Table with columns: NO. Name, Min, FG, 3P, FT, Rebounds, Fouls, TP, AS, TO, ST, Blocks, +/-

Shooting By Period
1st FG% 15-32 46.9%
3PT% 3-5 60.0%
FT% 0-2 0%

Technical Fouls: NONE

Pepperdine - 74
Record: 1-2
Table with columns: NO. Name, Min, FG, 3P, FT, Rebounds, Fouls, TP, AS, TO, ST, Blocks, +/-

Shooting By Period
1st FG% 14-23 60.9%
3PT% 6-11 54.5%
FT% 5-6 83.3%

Technical Fouls: NONE

Summary table with columns: UUVU, PEPP, Points from Turnovers, UUVU, PEPP, Period by Period Scoring

GAME 2

vs. Antelope Valley | Nov. 12, 2021
Orem, Utah | UCCU Center



Official Basketball Box Score - Final
Antelope Valley at Utah Valley
11/12/21 UCCU Center, Orem, Utah
2021-22 Men's Basketball

Game Time: 6:00 PM
Game Duration: 1:52

Officials: Tom Spitznagel, Fel Baniars, Matt Bashman

Antelope Valley - 48
Record: 0-0
Table with columns: NO. Name, Min, FG, 3P, FT, Rebounds, Fouls, TP, AS, TO, ST, Blocks, +/-

Shooting By Period
1st FG% 8-26 30.8%
3PT% 2-9 22.2%
FT% 4-7 57.1%

Technical Fouls: NONE

Utah Valley - 82
Record: 1-1
Table with columns: NO. Name, Min, FG, 3P, FT, Rebounds, Fouls, TP, AS, TO, ST, Blocks, +/-

Shooting By Period
1st FG% 18-33 54.5%
3PT% 8-16 50.0%
FT% 3-6 50%

Technical Fouls: NONE

Summary table with columns: UAV, UUVU, Points from Turnovers, UAV, UUVU, Period by Period Scoring

GAME 4

at Long Beach State | Nov. 17, 2021
Long Beach, Calif. | Walter Pyramid



Official Basketball Box Score - Final
Utah Valley at Long Beach St.
11/17/21 Walter Pyramid, Long Beach
2021-22 Men's Basketball

Game Time: 7:00 PM
Game Duration: 2:13
Attendance: 1,126

Officials: Tommy Nunez, Casey McLellan, Jeremy Dente

Utah Valley - 84
Record: 3-1
Table with columns: NO. Name, Min, FG, 3P, FT, Rebounds, Fouls, TP, AS, TO, ST, Blocks, +/-

Shooting By Period
1st FG% 11-25 44.0%
3PT% 4-8 50.0%
FT% 5-11 45.5%

Technical Fouls: NONE

Long Beach St - 78
Record: 1-2
Table with columns: NO. Name, Min, FG, 3P, FT, Rebounds, Fouls, TP, AS, TO, ST, Blocks, +/-

Shooting By Period
1st FG% 12-29 41.4%
3PT% 4-7 57.1%
FT% 0-2 0%

Technical Fouls: Traore 1st 1:01

Summary table with columns: UUVU, LBSU, Points from Turnovers, UUVU, LBSU, Period by Period Scoring



2021-22 BOX SCORES

GAME 5

vs. Idaho | Nov. 22, 2021
San Juan Capistrano, Calif. | Pavilion at JSerra



Official Basketball Box Score - Final
Idaho at Utah Valley
11/22/21 The Pavilion at JSerra, San Juan Capistrano
2021-22 Men's Basketball

Officials: Klaus Endrissat, Janetta Graham, John Paul Guerrero

Idaho - 45
Record: 1-4
Table with columns: NO. Name, Min, FG, 3P, FT, Rebounds, Fouls, TP, AS, TO, ST, Blocks, +/-

Game Time: 2:30 PM
Game Duration: 1:51
Attendance: 317

Shooting By Period
1st FG% 5.26 19.2%
3PT% 3.17 17.6%
FT% 8.10 80%

GAME 6

vs. Nicholls State | Nov. 24, 2021
San Juan Capistrano, Calif. | Pavilion at JSerra



Official Basketball Box Score - Final
Utah Valley at Nicholls St.
11/24/21 The Pavilion at JSerra, San Juan Capistrano
2021-22 Men's Basketball

Officials: Juan Gelinas, Darryl Corral, Andy Cohn

Utah Valley - 74
Record: 5-1
Table with columns: NO. Name, Min, FG, 3P, FT, Rebounds, Fouls, TP, AS, TO, ST, Blocks, +/-

Game Time: 2:30 PM
Game Duration: 1:47
Attendance: 1,700

Shooting By Period
1st FG% 18.33 54.5%
3PT% 3.6 50.0%
FT% 5.5 100%

Utah Valley - 83
Record: 4-1
Table with columns: NO. Name, Min, FG, 3P, FT, Rebounds, Fouls, TP, AS, TO, ST, Blocks, +/-

Shooting By Period
1st FG% 17.34 50.0%
3PT% 2.10 20.0%
FT% 10.10 100%

Nicholls St. - 63
Record: 4-3
Table with columns: NO. Name, Min, FG, 3P, FT, Rebounds, Fouls, TP, AS, TO, ST, Blocks, +/-

Shooting By Period
1st FG% 8-31 25.8%
3PT% 4-14 28.6%
FT% 2-2 100%

Summary statistics for Game 5: Biggest lead, Best Scoring Run, Lead Changes, Times Tied, Time with Lead, Points from Turnovers, Paint, Second Chance, Fast Breaks, Bench

GAME 7

vs. Denver | Nov. 27, 2021
Orem, Utah | UCCU Center



Official Basketball Box Score - Final
Denver at Utah Valley
11/27/21 UCCU Center, Orem, Utah
2021-22 Men's Basketball

Officials: Tommy Nunez, Rick O'Neill, Mike O'Neill

Denver - 68
Record: 3-5
Table with columns: NO. Name, Min, FG, 3P, FT, Rebounds, Fouls, TP, AS, TO, ST, Blocks, +/-

Shooting By Period
1st FG% 13.27 48.1%
3PT% 4.11 36.4%
FT% 0.0 0%

GAME 8

vs. BYU | Dec. 1, 2021
Orem, Utah | UCCU Center



Official Basketball Box Score - Final
#12 BYU at Utah Valley
12/01/21 UCCU Center, Orem, Utah
2021-22 Men's Basketball

Officials: Kevin Brill, Randy Richardson, Deron White

#12 BYU - 65
Record: 6-1
Table with columns: NO. Name, Min, FG, 3P, FT, Rebounds, Fouls, TP, AS, TO, ST, Blocks, +/-

Shooting By Period
1st FG% 9.29 31.0%
3PT% 3.10 30.0%
FT% 3.4 75%

Utah Valley - 77
Record: 6-1
Table with columns: NO. Name, Min, FG, 3P, FT, Rebounds, Fouls, TP, AS, TO, ST, Blocks, +/-

Shooting By Period
1st FG% 12.24 50.0%
3PT% 2.8 25.0%
FT% 1.4 25%

Utah Valley - 72
Record: 7-1
Table with columns: NO. Name, Min, FG, 3P, FT, Rebounds, Fouls, TP, AS, TO, ST, Blocks, +/-

Shooting By Period
1st FG% 8-30 26.7%
3PT% 3-11 27.3%
FT% 3-7 42.9%

Summary statistics for Game 7: Biggest lead, Best Scoring Run, Lead Changes, Times Tied, Time with Lead, Points from Turnovers, Paint, Second Chance, Fast Breaks, Bench

Summary statistics for Game 8: Biggest lead, Best Scoring Run, Lead Changes, Times Tied, Time with Lead, Points from Turnovers, Paint, Second Chance, Fast Breaks, Bench



2021-22 BOX SCORES

GAME9

at Southern Utah | Dec. 8, 2021
Cedar City, Utah | America First Event Center



Official Basketball Box Score - Final
Utah Valley at Southern Utah
12/08/21 America First Event Center, Cedar City
2021-22 Men's Basketball

Game Time: 7:00 PM
Game Duration: 2:12
Attendance: 2,053

Officials: Scott Brown, Kelly Pfeifer, Brad Ferrie

Utah Valley - 56
Record: 7-2
Table with columns: NO., Name, Min, FG, 3P, FT, Rebounds, Fouls, TP, AS, TO, ST, Blocks, +/-

Shooting By Period
1st FG% 10-29 34.5%
3PT% 4-12 33.3%
FT% 4-4 100.0%
2nd FG% 11-32 34.4%
3PT% 1-9 11.1%
FT% 5-8 62.5%
GM FG% 21-61 34.4%
3PT% 5-21 23.8%
FT% 9-12 75.0%
Dead Ball Rebounds: 2.0

Southern Utah - 60
Record: 6-3
Table with columns: NO., Name, Min, FG, 3P, FT, Rebounds, Fouls, TP, AS, TO, ST, Blocks, +/-

Shooting By Period
1st FG% 13-26 50.0%
3PT% 2-11 18.2%
FT% 5-6 83.3%
2nd FG% 10-28 35.7%
3PT% 3-8 37.5%
FT% 4-5 80.0%
GM FG% 23-54 42.6%
3PT% 5-19 26.3%
FT% 9-11 81.8%
Dead Ball Rebounds: 0.0

Technical Fouls: NONE
Table with columns: Points from Turnovers, Paint, Second Chance, Fast Breaks, Bench

GAME10

at Wyoming | Dec. 11, 2021
Laramie, Wyoming | Arena-Auditorium



Official Basketball Box Score - Final
Utah Valley at Wyoming
12/11/21 Arena Auditorium, Laramie, Wyo.
2021-22 Men's Basketball

Game Time: 8:00 PM
Game Duration: 1:41
Attendance: 3,927

Officials: John Higgins, Jim Schipper, Doran Gotschal

Utah Valley - 62
Record: 7-3
Table with columns: NO., Name, Min, FG, 3P, FT, Rebounds, Fouls, TP, AS, TO, ST, Blocks, +/-

Shooting By Period
1st FG% 12-27 44.4%
3PT% 3-10 30.0%
FT% 0-0 0.0%
2nd FG% 13-25 52.0%
3PT% 6-13 46.2%
FT% 3-4 75.0%
GM FG% 25-52 48.1%
3PT% 9-23 39.1%
FT% 3-4 75.0%
Dead Ball Rebounds: 0.0

Wyoming - 74
Record: 9-1
Table with columns: NO., Name, Min, FG, 3P, FT, Rebounds, Fouls, TP, AS, TO, ST, Blocks, +/-

Shooting By Period
1st FG% 13-24 54.2%
3PT% 6-14 42.9%
FT% 7-8 87.5%
2nd FG% 11-28 39.3%
3PT% 5-16 31.3%
FT% 8-13 61.5%
GM FG% 24-52 46.2%
3PT% 11-30 36.7%
FT% 15-21 71.4%
Dead Ball Rebounds: 3.0

Technical Fouls: NONE
Table with columns: Biggest lead, Best Scoring Run, Lead Changes, Times Tied, Time with Lead, Turnovers, Paint, Second Chance, Fast Breaks, Bench, Period by Period Scoring

GAME11

vs. Bethesda | Dec. 19, 2021
Orem, Utah | UCCU Center



Official Basketball Box Score - Final
Bethesda (CA) at Utah Valley
12/17/21 UCCU Center, Orem, Utah
2021-22 Men's Basketball

Game Time: 6:00 PM
Game Duration: 1:52
Attendance: 1,363

Officials: David Hall, Crystal Hogan, Riel Banania

Bethesda (CA) - 65
Record: 2-10
Table with columns: NO., Name, Min, FG, 3P, FT, Rebounds, Fouls, TP, AS, TO, ST, Blocks, +/-

Shooting By Period
1st FG% 15-45 33.3%
3PT% 5-17 29.4%
FT% 0-0 0.0%
2nd FG% 11-39 28.2%
3PT% 4-17 23.5%
FT% 4-6 66.7%
GM FG% 26-84 31.0%
3PT% 9-34 26.5%
FT% 4-6 66.7%
Dead Ball Rebounds: 1.0

Utah Valley - 107
Record: 8-3
Table with columns: NO., Name, Min, FG, 3P, FT, Rebounds, Fouls, TP, AS, TO, ST, Blocks, +/-

Shooting By Period
1st FG% 13-30 43.3%
3PT% 4-17 23.5%
FT% 17-19 89.5%
2nd FG% 20-38 52.6%
3PT% 6-16 37.5%
FT% 14-17 82.4%
GM FG% 33-68 48.5%
3PT% 10-33 30.3%
FT% 31-36 86.1%
Dead Ball Rebounds: 2.0

Technical Fouls: NONE
Table with columns: Points from Turnovers, Paint, Second Chance, Fast Breaks, Bench, Period by Period Scoring

GAME12

at Washington | Dec. 21, 2021
Seattle, Washington | Alaska Airlines Arena



Official Basketball Box Score - Final
Utah Valley at Washington
12/21/21 Alaska Airlines Arena, Seattle
2021-22 Men's Basketball

Game Time: 6:00 PM
Game Duration: 1:57
Attendance: 5,618

Officials: Deron White, Glen Mayberry, Rick O'Neil

Utah Valley - 68
Record: 9-3
Table with columns: NO., Name, Min, FG, 3P, FT, Rebounds, Fouls, TP, AS, TO, ST, Blocks, +/-

Shooting By Period
1st FG% 15-45 33.3%
3PT% 5-17 29.4%
FT% 0-0 0.0%
2nd FG% 11-39 28.2%
3PT% 4-17 23.5%
FT% 4-6 66.7%
GM FG% 26-84 31.0%
3PT% 9-34 26.5%
FT% 4-6 66.7%
Dead Ball Rebounds: 1.0

Washington - 52
Record: 5-5
Table with columns: NO., Name, Min, FG, 3P, FT, Rebounds, Fouls, TP, AS, TO, ST, Blocks, +/-

Shooting By Period
1st FG% 10-29 34.5%
3PT% 0-4 0.0%
FT% 7-13 53.8%
2nd FG% 9-25 36.0%
3PT% 0-7 0.0%
FT% 7-13 53.8%
GM FG% 19-54 35.2%
3PT% 0-11 0.0%
FT% 14-26 53.8%
Dead Ball Rebounds: 6.1

Technical Fouls: NONE
Table with columns: Biggest lead, Best Scoring Run, Lead Changes, Times Tied, Time with Lead, Turnovers, Paint, Second Chance, Fast Breaks, Bench, Period by Period Scoring



2021-22 BOX SCORES

GAME13 vs. Abilene Christian | Dec. 30, 2021
Orem, Utah | UCCU Center



Official Basketball Box Score - Final
Abilene Christian at Utah Valley
12/30/21 UCCU Center, Orem, Utah
2021-22 Men's Basketball

Game Time: 6:00 PM
Game Duration: 1:41
Attendance: 1,472

Officials: John Higgins, Deldre Carr, Scott Brown

Abilene Christian - 80
Record: 10-2 (1-0)
Table with columns: NO. Name, Min, FG, 3P, FT, Rebounds, Fouls, TP, AS, TO, ST, Blocks, +/-

Shooting By Period
1st FG% 15-33 45.5%
3PT% 6-15 40.0%
FT% 2-2 100%
2nd FG% 16-30 53.3%
3PT% 4-10 40.0%
FT% 6-7 85.7%
GM FG% 31-63 49.2%
3PT% 10-25 40.0%
FT% 8-9 88.9%
Dead Ball Rebounds: 0, 0

Technical Fouls: NONE

Utah Valley - 76
Record: 9-4 (0-1)
Table with columns: NO. Name, Min, FG, 3P, FT, Rebounds, Fouls, TP, AS, TO, ST, Blocks, +/-

Shooting By Period
1st FG% 15-24 62.5%
3PT% 5-8 62.5%
FT% 0-0 0%
2nd FG% 14-26 53.8%
3PT% 7-15 46.7%
FT% 6-9 75%
GM FG% 29-50 58.0%
3PT% 12-23 52.2%
FT% 6-9 75.0%
Dead Ball Rebounds: 0, 0

Technical Fouls: NONE

ACU UVU
Biggest lead 12 (1st 5:24) 3 (1st 19:04)
Best Scoring Run 10 (1st 5:24) 10 (1st 2:33)
Lead Changes 5
Times Tied 1
Time with Lead 35:19 03:25

GAME14 vs. Tarleton | Jan. 1, 2022
Orem, Utah | UCCU Center



Official Basketball Box Score - Final
Tarleton at Utah Valley
01/01/22 UCCU Center, Orem, Utah
2021-22 Men's Basketball

Game Time: 2:00 PM
Game Duration: 1:51
Attendance: 1,267

Officials: Rick Batsel, Doran Gochan, Dan Church

Tarleton - 55
Record: 6-9 (1-1)
Table with columns: NO. Name, Min, FG, 3P, FT, Rebounds, Fouls, TP, AS, TO, ST, Blocks, +/-

Shooting By Period
1st FG% 8-31 25.8%
3PT% 1-8 12.5%
FT% 6-6 100%
2nd FG% 9-27 33.3%
3PT% 3-7 42.9%
FT% 11-16 68.8%
GM FG% 17-58 29.3%
3PT% 4-15 26.7%
FT% 17-22 77.3%
Dead Ball Rebounds: 1, 0

Technical Fouls: NONE

Utah Valley - 77
Record: 10-4 (1-1)
Table with columns: NO. Name, Min, FG, 3P, FT, Rebounds, Fouls, TP, AS, TO, ST, Blocks, +/-

Shooting By Period
1st FG% 13-27 48.1%
3PT% 3-5 60.0%
FT% 5-7 71.4%
2nd FG% 14-27 51.9%
3PT% 5-11 45.5%
FT% 10-13 76.9%
GM FG% 27-54 50.0%
3PT% 8-16 50.0%
FT% 15-20 75.0%
Dead Ball Rebounds: 0, 0

Technical Fouls: NONE

TAR UVU
Biggest lead 0 (1st 20:00) 24 (2nd 14:51)
Best Scoring Run 7 (1st 1:39) 11 (1st 15:28)
Lead Changes 0
Times Tied 0
Time with Lead 00:00 39:44

GAME15 vs. Dixie State | Jan. 8, 2022
Orem, Utah | UCCU Center



Official Basketball Box Score - Final
Dixie State at Utah Valley
01/08/22 UCCU Center, Orem, Utah
2021-22 Men's Basketball

Game Time: 2:00 PM
Game Duration: 1:58
Attendance: 3,320

Officials: Tom Nally, Ian Caldwell, Jeff Flowers

Dixie State - 71
Record: 7-9 (0-3)
Table with columns: NO. Name, Min, FG, 3P, FT, Rebounds, Fouls, TP, AS, TO, ST, Blocks, +/-

Shooting By Period
1st FG% 11-26 42.3%
3PT% 3-14 21.4%
FT% 7-9 77.8%
2nd FG% 14-34 41.2%
3PT% 4-12 33.3%
FT% 7-12 58.3%
GM FG% 25-60 41.7%
3PT% 7-26 26.9%
FT% 14-21 66.7%
Dead Ball Rebounds: 2, 0

Technical Fouls: NONE

Utah Valley - 79
Record: 11-4 (2-1)
Table with columns: NO. Name, Min, FG, 3P, FT, Rebounds, Fouls, TP, AS, TO, ST, Blocks, +/-

Shooting By Period
1st FG% 18-28 64.3%
3PT% 7-12 58.3%
FT% 3-7 42.9%
2nd FG% 11-18 61.1%
3PT% 0-3 0.0%
FT% 11-16 68.8%
GM FG% 29-46 63.0%
3PT% 7-15 46.7%
FT% 14-23 60.9%
Dead Ball Rebounds: 2, 0

Technical Fouls: NONE

DSU UVU
Biggest lead 0 (1st 20:00) 20 (1st 4:36)
Best Scoring Run 9 (2nd 17:50) 9 (1st 9:06)
Lead Changes 0
Times Tied 0
Time with Lead 00:00 39:39

GAME16 at Seattle U | Jan. 12, 2022
Seattle, Washington | Climate Pledge Arena



Official Basketball Box Score - Final
Utah Valley at Seattle U
01/12/22 Climate Pledge Arena, Seattle, WA
2021-22 Men's Basketball

Game Time: 7:00 PM
Game Duration: 1:58
Attendance: 1,260

Officials: Kevin Brill, Michael Irving, Deron White

Utah Valley - 65
Record: 11-5 (2-2)
Table with columns: NO. Name, Min, FG, 3P, FT, Rebounds, Fouls, TP, AS, TO, ST, Blocks, +/-

Shooting By Period
1st FG% 11-27 40.7%
3PT% 3-8 37.5%
FT% 7-9 77.8%
2nd FG% 12-35 34.3%
3PT% 2-9 22.2%
FT% 7-10 70%
GM FG% 23-62 37.1%
3PT% 5-17 29.4%
FT% 14-19 73.7%
Dead Ball Rebounds: 3, 2

Technical Fouls: NONE

Seattle U - 71
Record: 11-4 (2-0)
Table with columns: NO. Name, Min, FG, 3P, FT, Rebounds, Fouls, TP, AS, TO, ST, Blocks, +/-

Shooting By Period
1st FG% 9-32 28.1%
3PT% 0-12 0.0%
FT% 5-6 83.3%
2nd FG% 15-31 48.4%
3PT% 10-21 47.6%
FT% 8-10 80%
GM FG% 24-63 38.1%
3PT% 10-33 30.3%
FT% 13-16 81.3%
Dead Ball Rebounds: 2, 0

Technical Fouls: NONE

UVU SU
Biggest lead 10 (2nd 8:08) 6 (2nd 0:24)
Best Scoring Run 8 (2nd 8:08) 8 (2nd 17:17)
Lead Changes 5
Times Tied 7
Time with Lead 32:27 02:02



2021-22 BOX SCORES

GAME17 at California Baptist | Jan. 15, 2022 Riverside, California | CBU Events Center



Official Basketball Box Score - Final
Utah Valley at California Baptist
01/15/22 CBU Events Center, Riverside
2021-22 Men's Basketball

Game Time: 7:00 PM
Game Duration: 2:03
Attendance: 2,305

Officials: Ronnie Hernandez, Doran Gotschal, Jeff Woolen

Utah Valley - 73
Table with columns: NO. Name, Min, FG, 3P, FT, Rebounds, Fouls, TP, AS, TO, ST, Blocks, +/-

Shooting By Period
Table with columns: 1st FG%, 3PT%, FT%, 2nd FG%, 3PT%, FT%, GM FG%, 3PT%, FT%

Technical Fouls: Ceaser 2nd 16:49

California Baptist - 75
Table with columns: NO. Name, Min, FG, 3P, FT, Rebounds, Fouls, TP, AS, TO, ST, Blocks, +/-

Shooting By Period
Table with columns: 1st FG%, 3PT%, FT%, 2nd FG%, 3PT%, FT%, GM FG%, 3PT%, FT%

Technical Fouls: Akin 2nd 16:47

Summary table with columns: UVU, CBU, Points from Turnovers, Paint, Second Chance, Fast Breaks, Bench

GAME18 vs. UTRGV | Jan. 20, 2022 Orem, Utah | UCCU Center



Official Basketball Box Score - Final
UTRGV at Utah Valley
01/20/22 UCCU Center, Orem, Utah
2021-22 Men's Basketball

Game Time: 6:00 PM
Game Duration: 1:50
Attendance: 1,574

Officials: Scott Brown, Jeff Flowers, Layne Barney

UTRGV - 56
Table with columns: NO. Name, Min, FG, 3P, FT, Rebounds, Fouls, TP, AS, TO, ST, Blocks, +/-

Shooting By Period
Table with columns: 1st FG%, 3PT%, FT%, 2nd FG%, 3PT%, FT%, GM FG%, 3PT%, FT%

Technical Fouls: NONE

Utah Valley - 66
Table with columns: NO. Name, Min, FG, 3P, FT, Rebounds, Fouls, TP, AS, TO, ST, Blocks, +/-

Shooting By Period
Table with columns: 1st FG%, 3PT%, FT%, 2nd FG%, 3PT%, FT%, GM FG%, 3PT%, FT%

Technical Fouls: NONE

Summary table with columns: RGV, UVU, Points from Turnovers, Paint, Second Chance, Fast Breaks, Bench

GAME19 vs. Lamar | Jan. 22, 2022 Orem, Utah | UCCU Center



Official Basketball Box Score - Final
Lamar at Utah Valley
01/22/22 UCCU Center, Orem, Utah
2021-22 Men's Basketball

Game Time: 2:00 PM
Game Duration: 1:54
Attendance: 1,511

Officials: Martin Ciochko, Klaus Endrassat, Toby Doolittle

Lamar - 41
Table with columns: NO. Name, Min, FG, 3P, FT, Rebounds, Fouls, TP, AS, TO, ST, Blocks, +/-

Shooting By Period
Table with columns: 1st FG%, 3PT%, FT%, 2nd FG%, 3PT%, FT%, GM FG%, 3PT%, FT%

Technical Fouls: NONE

Utah Valley - 58
Table with columns: NO. Name, Min, FG, 3P, FT, Rebounds, Fouls, TP, AS, TO, ST, Blocks, +/-

Shooting By Period
Table with columns: 1st FG%, 3PT%, FT%, 2nd FG%, 3PT%, FT%, GM FG%, 3PT%, FT%

Technical Fouls: NONE

Summary table with columns: LU, UVU, Points from Turnovers, Paint, Second Chance, Fast Breaks, Bench

GAME20 at Chicago State | Jan. 27, 2022 Chicago, Illinois | Jones Convocation Center



Official Basketball Box Score - Final
Utah Valley at Chicago State
01/27/22 Emil and Patricia Jones Convocation Center, Chicago
2021-22 Men's Basketball

Game Time: 7:00 PM
Game Duration: 1:55
Attendance: 250

Officials: Brad Ferrie, Jim Schipper, Dan Nowakowski

Utah Valley - 101
Table with columns: NO. Name, Min, FG, 3P, FT, Rebounds, Fouls, TP, AS, TO, ST, Blocks, +/-

Shooting By Period
Table with columns: 1st FG%, 3PT%, FT%, 2nd FG%, 3PT%, FT%, GM FG%, 3PT%, FT%

Technical Fouls: NONE

Chicago St. - 87
Table with columns: NO. Name, Min, FG, 3P, FT, Rebounds, Fouls, TP, AS, TO, ST, Blocks, +/-

Shooting By Period
Table with columns: 1st FG%, 3PT%, FT%, 2nd FG%, 3PT%, FT%, GM FG%, 3PT%, FT%

Technical Fouls: NONE

Summary table with columns: UVU, CSU, Points from Turnovers, Paint, Second Chance, Fast Breaks, Bench



2021-22 BOX SCORES

GAME 21 at Stephen F. Austin | Feb. 3, 2022 Nacogdoches, Texas | William R. Johnson Coliseum



Official Basketball Box Score - Final
Utah Valley at Stephen F. Austin
02/03/22 William R. Johnson Coliseum, Nacogdoches
2021-22 Men's Basketball

Game Time: 6:30 PM
Game Duration: 1:55

Officials:

Utah Valley - 59
Record: 14-7 (5-4)
Table with columns: NO. Name, Min, FG, M-A, 3P, FT, Rebounds, Fouls, TP, AS, TO, ST, Blocks, +/-

Shooting By Period
1st FG% 12-29 41.4%
3PT% 3-6 50.0%
FT% 4-5 80%
2nd FG% 8-28 28.6%
3PT% 2-8 25.0%
FT% 10-13 76.9%
GM FG% 20-57 35.1%
3PT% 5-14 35.7%
FT% 14-18 77.8%

Stephen F. Austin - 78
Record: 14-8 (6-4)
Table with columns: NO. Name, Min, FG, M-A, 3P, FT, Rebounds, Fouls, TP, AS, TO, ST, Blocks, +/-

Shooting By Period
1st FG% 16-28 57.1%
3PT% 3-7 42.9%
FT% 3-3 100%
2nd FG% 14-30 46.7%
3PT% 1-8 12.5%
FT% 11-16 68.8%
GM FG% 30-58 51.7%
3PT% 4-15 26.7%
FT% 14-19 73.7%

Technical Fouls: NONE
Biggest lead: UVU 8 (1st 12:38), SFA 21 (2nd 8:25)
Best Scoring Run: UVU 7 (1st 15:06), SFA 12 (2nd 18:31)
Lead Changes: 7
Times Tied: 3
Time with Lead: UVU 13:13, SFA 25:02

GAME 23 vs. Grand Canyon | Feb. 10, 2022 Orem, Utah | UCCU Center



Official Basketball Box Score - Final
Grand Canyon at Utah Valley
02/10/22 UCCU Center, Orem, Utah
2021-22 Men's Basketball

Game Time: 6:00 PM
Game Duration: 1:57
Attendance: 3,724

Officials: Tony Padilla, Brad Ferrie, Tom Spitznagel

Grand Canyon - 79
Record: 17-5 (7-3)
Table with columns: NO. Name, Min, FG, M-A, 3P, FT, Rebounds, Fouls, TP, AS, TO, ST, Blocks, +/-

Shooting By Period
1st FG% 11-30 36.7%
3PT% 2-9 22.2%
FT% 4-5 80%
2nd FG% 17-31 54.8%
3PT% 3-6 50.0%
FT% 14-17 82.4%
GM FG% 28-61 45.9%
3PT% 5-15 33.3%
FT% 18-22 81.8%

Utah Valley - 69
Record: 15-8 (6-5)
Table with columns: NO. Name, Min, FG, M-A, 3P, FT, Rebounds, Fouls, TP, AS, TO, ST, Blocks, +/-

Shooting By Period
1st FG% 11-34 32.4%
3PT% 3-7 42.9%
FT% 5-6 83.3%
2nd FG% 14-29 48.3%
3PT% 3-9 33.3%
FT% 8-12 66.7%
GM FG% 25-63 39.7%
3PT% 6-16 37.5%
FT% 13-18 72.2%

Technical Fouls: NONE
Biggest lead: GCU 14 (2nd 1:30), UVU 7 (1st 11:11)
Best Scoring Run: UVU 12 (2nd 11:37), GCU 10 (1st 14:25)
Lead Changes: 2
Times Tied: 3
Time with Lead: GCU 16:13, UVU 21:01

GAME 22 at Sam Houston | Feb. 5, 2022 Huntsville, Texas | Johnson Coliseum



Official Basketball Box Score - Final
Utah Valley at Sam Houston
02/05/22 Johnson Coliseum, Huntsville
2021-22 Men's Basketball

Game Time: 2:05 PM
Game Duration: 1:52
Attendance: 640

Officials: W. Stith, Jon Stiglano, Ari Braun

Utah Valley - 57
Record: 15-7 (6-4)
Table with columns: NO. Name, Min, FG, M-A, 3P, FT, Rebounds, Fouls, TP, AS, TO, ST, Blocks, +/-

Shooting By Period
1st FG% 7-22 31.8%
3PT% 2-6 33.3%
FT% 6-7 85.7%
2nd FG% 11-19 57.9%
3PT% 3-6 50.0%
FT% 10-11 90.9%
GM FG% 18-41 43.9%
3PT% 5-12 41.7%
FT% 16-18 88.9%

Sam Houston - 54
Record: 14-11 (9-3)
Table with columns: NO. Name, Min, FG, M-A, 3P, FT, Rebounds, Fouls, TP, AS, TO, ST, Blocks, +/-

Shooting By Period
1st FG% 12-32 37.5%
3PT% 3-10 30.0%
FT% 3-5 60%
2nd FG% 10-30 33.3%
3PT% 1-10 10.0%
FT% 3-7 42.9%
GM FG% 22-62 35.5%
3PT% 4-20 20.0%
FT% 6-12 50.0%

Technical Fouls: NONE
Biggest lead: UVU 3 (2nd 0:05), SHSU 10 (1st 2:33)
Best Scoring Run: UVU 6 (2nd 0:05), SHSU 6 (1st 2:33)
Lead Changes: 1
Times Tied: 0
Time with Lead: UVU 00:59, SHSU 38:41

GAME 24 vs. New Mexico State | Feb. 12, 2022 Orem, Utah | UCCU Center



Official Basketball Box Score - Final
New Mexico State at Utah Valley
02/12/22 UCCU Center, Orem, Utah
2021-22 Men's Basketball

Game Time: 2:00 PM
Game Duration: 2:01
Attendance: 1,868

Officials: Brent Meaux, Kurt Walker, Dan Church

New Mexico State - 68
Record: 20-4 (9-2)
Table with columns: NO. Name, Min, FG, M-A, 3P, FT, Rebounds, Fouls, TP, AS, TO, ST, Blocks, +/-

Shooting By Period
1st FG% 7-28 25.0%
3PT% 1-9 11.1%
FT% 8-12 66.7%
2nd FG% 20-33 60.6%
3PT% 3-11 27.3%
FT% 2-8 25%
GM FG% 27-61 44.3%
3PT% 4-20 20.0%
FT% 10-20 50.0%

Utah Valley - 72
Record: 16-8 (7-5)
Table with columns: NO. Name, Min, FG, M-A, 3P, FT, Rebounds, Fouls, TP, AS, TO, ST, Blocks, +/-

Shooting By Period
1st FG% 11-26 42.3%
3PT% 6-10 60.0%
FT% 4-7 57.1%
2nd FG% 11-20 55.0%
3PT% 3-5 60.0%
FT% 15-22 68.2%
GM FG% 22-46 47.8%
3PT% 9-15 60.0%
FT% 19-29 65.5%

Technical Fouls: NONE
Biggest lead: NMSU 0 (1st 20:00), UVU 14 (2nd 17:23)
Best Scoring Run: UVU 8 (1st 2:56), NMSU 13 (2nd 17:23)
Lead Changes: 0
Times Tied: 1
Time with Lead: UVU 00:00, NMSU 38:16



2021-22 BOX SCORES

GAME 25 at Tarleton | Feb. 16, 2022
Stephenville, Texas | Wisdom Gymnasium



Official Basketball Box Score - Final
Utah Valley at Tarleton
02/16/22 Wisdom Gymnasium, Stephenville
2021-22 Men's Basketball

Game Time: 7:00 PM
Game Duration: 1:54
Attendance: 3,017

Officials: Marc Beasley, Dan Nowakowski, Anthony Jordan

Utah Valley - 69 Record: 17-8 (8-5)
Table with columns: NO. Name, Min, FG, 3P, FT, Rebounds, Fouls, TP, AS, TO, ST, Blocks, +/-

Shooting By Period
Table with columns: 1st FG%, 3PT%, FT%, GM FG%, 3PT%, FT%, Dead Ball Rebounds

Tarleton - 56 Record: 11-15 (6-7)
Table with columns: NO. Name, Min, FG, 3P, FT, Rebounds, Fouls, TP, AS, TO, ST, Blocks, +/-

Shooting By Period
Table with columns: 1st FG%, 3PT%, FT%, GM FG%, 3PT%, FT%, Dead Ball Rebounds

Summary statistics table including Biggest lead, Best Scoring Run, Lead Changes, Times Tied, Time with Lead, Points from Turnovers, Second Chance, Fast Breaks, Bench, and Period by Period Scoring.

GAME 26 at Dixie State | Feb. 18, 2022
St. George, Utah | Burns Arena



Official Basketball Box Score - Final
Utah Valley at Dixie St.
02/19/22 Burns Arena, St. George, Utah
2021-22 Men's Basketball

Game Time: 7:00 PM
Game Duration: 2:18
Attendance: 4,270

Officials: Daryl Geinas, SirAllen Conner, Jon Stigliano

Utah Valley - 75 Record: 17-9 (8-6)
Table with columns: NO. Name, Min, FG, 3P, FT, Rebounds, Fouls, TP, AS, TO, ST, Blocks, +/-

Shooting By Period
Table with columns: 1st FG%, 3PT%, FT%, GM FG%, 3PT%, FT%, Dead Ball Rebounds

Dixie St. - 80 Record: 13-14 (6-8)
Table with columns: NO. Name, Min, FG, 3P, FT, Rebounds, Fouls, TP, AS, TO, ST, Blocks, +/-

Shooting By Period
Table with columns: 1st FG%, 3PT%, FT%, GM FG%, 3PT%, FT%, Dead Ball Rebounds

Summary statistics table including Biggest lead, Best Scoring Run, Lead Changes, Times Tied, Time with Lead, Points from Turnovers, Second Chance, Fast Breaks, Bench, and Period by Period Scoring.

GAME 27 vs. Seattle U | Feb. 24, 2022
Orem, Utah | UCCU Center



Official Basketball Box Score - Final
Seattle U at Utah Valley
02/24/22 UCCU Center, Orem, Utah
2021-22 Men's Basketball

Game Time: 6:00 PM
Game Duration: 1:55
Attendance: 2,547

Officials: Shawn Lehig, Jim Schipper, Ryan Holmes

Seattle U - 52 Record: 21-6 (12-4)
Table with columns: NO. Name, Min, FG, 3P, FT, Rebounds, Fouls, TP, AS, TO, ST, Blocks, +/-

Shooting By Period
Table with columns: 1st FG%, 3PT%, FT%, GM FG%, 3PT%, FT%, Dead Ball Rebounds

Utah Valley - 67 Record: 18-9 (9-6)
Table with columns: NO. Name, Min, FG, 3P, FT, Rebounds, Fouls, TP, AS, TO, ST, Blocks, +/-

Shooting By Period
Table with columns: 1st FG%, 3PT%, FT%, GM FG%, 3PT%, FT%, Dead Ball Rebounds

Summary statistics table including Biggest lead, Best Scoring Run, Lead Changes, Times Tied, Time with Lead, Points from Turnovers, Second Chance, Fast Breaks, Bench, and Period by Period Scoring.

GAME 28 vs. California Baptist | Feb. 26, 2022
Orem, Utah | UCCU Center



Official Basketball Box Score - Final
California Baptist at Utah Valley
02/26/22 UCCU Center, Orem, Utah
2021-22 Men's Basketball

Game Time: 2:00 PM
Game Duration: 2:02
Attendance: 2,187

Officials: Ken Ditty, Ron Brokenbrough, Layne Barney

California Baptist - 54 Record: 15-14 (5-11)
Table with columns: NO. Name, Min, FG, 3P, FT, Rebounds, Fouls, TP, AS, TO, ST, Blocks, +/-

Shooting By Period
Table with columns: 1st FG%, 3PT%, FT%, GM FG%, 3PT%, FT%, Dead Ball Rebounds

Utah Valley - 63 Record: 19-9 (10-6)
Table with columns: NO. Name, Min, FG, 3P, FT, Rebounds, Fouls, TP, AS, TO, ST, Blocks, +/-

Shooting By Period
Table with columns: 1st FG%, 3PT%, FT%, GM FG%, 3PT%, FT%, Dead Ball Rebounds

Summary statistics table including Biggest lead, Best Scoring Run, Lead Changes, Times Tied, Time with Lead, Points from Turnovers, Second Chance, Fast Breaks, Bench, and Period by Period Scoring.



2021-22 BOX SCORES

GAME 30 at Grand Canyon | March 3, 2022
Phoenix, Arizona | GCU Arena



Official Basketball Box Score - Final
Utah Valley at Grand Canyon
03/03/22 GCU Arena, Phoenix,
2021-22 Men's Basketball

Game Time: 7:00 PM
Game Duration: 2:26
Attendance: 6,950

Officials: Nate Harris, Brad Gaston, Daryl Gelinas

Utah Valley - 57

NO.	Name	Min	FG			3P			FT			Rebounds			Fouls			TP	AS	TO	ST	Blocks		+/-
			M-A	M-A	M-A	M-A	M-A	OR	DR	TOT	PF	FD	OR	DR	TOT	PF	FD					BS	BA	
5	Tim Fuller	F 21:55	3-5	0-0	0-2	3	0	3	4	2	6	2	0	1	0	0	0	-5						
11	Fardaws Aimaq	C 35:29	6-18	0-2	7-11	7	12	19	5	8	19	2	2	0	0	1	-7							
3	Blaze Nield	G 19:58	0-1	0-0	0-0	0	2	2	1	1	0	1	3	0	0	0	-3							
15	Connor Harding	G 35:51	5-10	0-1	2-4	0	4	4	1	4	12	0	5	1	0	0	-6							
24	Justin Harmon	G 32:59	7-15	1-6	3-5	0	5	5	3	5	18	1	1	0	0	1	-5							
21	Trey Farrer	05:36	0-0	0-0	0-1	0	1	1	4	1	0	0	0	0	0	0	-8							
1	Le'Tre Darthard	19:49	0-3	0-2	0-2	0	0	0	2	0	2	2	2	0	0	0	-2							
10	Jaden McClanahan	10:26	1-2	0-1	0-0	0	0	0	0	0	2	0	0	0	0	0	-10							
0	Asa McCord	14:10	0-2	0-1	0-0	0	1	1	2	0	0	0	0	0	0	1	-3							
22	Jordan Battle	02:03	0-0	0-0	0-0	0	0	0	0	0	0	0	0	0	0	0	-4							
13	Colby Lelfson	01:44	0-1	0-1	0-0	0	0	0	0	0	0	0	0	0	0	0	-2							
Team						3	4	7																
Totals		22:57	1-14	12-25		13	29	42			22	21	57	8	13	2	1	2	-11					

Shooting By Period

1st FG%	10-28	35.7%
3PT%	0-6	0.0%
FT%	4-9	44.4%
2nd FG%	12-29	41.4%
3PT%	1-8	12.5%
FT%	8-16	50%
GM FG%	22-57	38.6%
3PT%	1-14	7.1%
FT%	12-25	48.0%

Dead Ball Rebounds: 6, 0

Technical Fouls: NONE

Grand Canyon - 68

NO.	Name	Min	FG			3P			FT			Rebounds			Fouls			TP	AS	TO	ST	Blocks		+/-
			M-A	M-A	M-A	M-A	M-A	OR	DR	TOT	PF	FD	OR	DR	TOT	PF	FD					BS	BA	
24	Yvan Ouedraogo	F 26:32	0-2	0-0	1-2	2	2	4	4	2	1	0	1	1	0	0	10							
30	Gabe McGlothlin	F 27:29	3-10	0-4	4-6	2	10	12	1	3	10	0	2	1	0	5								
0	Sean Miller-Moore	G 15:56	2-4	0-1	2-2	0	3	3	4	2	6	1	1	0	0	1								
10	Jovan Blacksher Jr.	G 36:14	5-12	2-4	3-5	0	4	4	0	3	15	5	1	1	0	0	11							
11	Holland Woods	G 31:26	6-10	1-2	9-12	0	2	2	3	7	22	1	0	0	0	0	8							
55	Walter Ellis	14:54	1-1	1-1	0-0	0	1	1	2	0	3	1	0	0	1	0	4							
2	Chance McMillian	21:30	2-6	0-2	1-1	2	2	4	4	2	5	1	0	1	0	1	9							
13	Aidan Iglehon	08:09	1-2	0-0	0-0	0	3	3	0	0	2	0	1	0	0	0	2							
35	Taeshon Cherry	17:50	1-5	0-2	2-2	1	2	3	3	4	0	1	0	0	0	5								
Team						0	0	0			0	1												
Totals		21:52	4-16	22-30		7	29	36			22	22	68	9	6	5	2	1	11					

Shooting By Period

1st FG%	12-31	38.7%
3PT%	3-8	37.5%
FT%	3-7	42.9%
2nd FG%	9-21	42.9%
3PT%	1-8	12.5%
FT%	19-23	82.6%
GM FG%	21-52	40.4%
3PT%	4-16	25.0%
FT%	22-30	73.3%

Dead Ball Rebounds: 3, 0

Technical Fouls: Coach 2nd 12:16

	UVU		GCU		Points from Turnovers	Paint	Second Chance	Fast Breaks	Bench	Period by Period Scoring			
	1st	2nd	TOT	1st						2nd	TOT		
Biggest lead	2 (1st 19:09)	13 (2nd 2:28)			0	18	40	30	10	10	24	33	57
Best Scoring Run	6 (2nd 13:47)	7 (1st 7:37)			10	10	4	9	2	14	30	38	68
Lead Changes	3												
Times Tied	5												
Time with Lead	00:49	35:56											

GAME 31 at New Mexico State | March 5, 2022
Las Cruces, N.M. | Pan American Center



Official Basketball Box Score - Final
Utah Valley at New Mexico St.
03/05/22 Pan American Center, Las Cruces
NM State vs. Utah Valley

Game Time: 7:00 PM
Game Duration: 1:44
Attendance: 5,707

Officials: Winston Stith, James Ford, Scott Tierney

Utah Valley - 46

NO.	Name	Min	FG			3P			FT			Rebounds			Fouls			TP	AS	TO	ST	Blocks		+/-
			M-A	M-A	M-A	M-A	M-A	OR	DR	TOT	PF	FD	OR	DR	TOT	PF	FD					BS	BA	
5	Tim Fuller	F 23:39	4-9	0-0	0-0	2	3	5	0	1	8	0	2	0	1	2	-6							
11	Fardaws Aimaq	C 34:11	3-11	1-4	1-3	1	8	9	2	2	8	0	1	0	0	1	-22							
3	Blaze Nield	G 20:36	0-2	0-0	0-0	0	0	0	1	2	0	4	0	0	0	0	-12							
15	Connor Harding	G 29:13	2-4	0-2	1-1	0	4	4	0	1	5	1	3	1	0	0	-19							
24	Justin Harmon	G 21:05	1-8	0-1	0-0	1	2	3	2	0	2	0	2	0	0	0	-11							
10	Jaden McClanahan	18:55	2-3	0-0	0-0	0	3	3	1	1	4	2	2	2	0	0	-4							
21	Trey Farrer	22:10	0-2	0-1	2-2	1	1	2	2	1	2	0	2	1	0	0	-4							
1	Le'Tre Darthard	23:00	4-8	3-6	2-2	0	0	0	2	1	13	0	1	1	0	0	-4							
0	Asa McCord	07:11	1-2	0-1	2-2	0	2	2	0	1	4	0	0	0	0	2								
Team						0	3	3			0	1												
Totals		17:49	4-15	8-10		5	26	31			10	10	46	7	14	5	1	4	-16					

Shooting By Period

1st FG%	9-28	32.1%
3PT%	1-7	14.3%
FT%	3-3	100%
2nd FG%	8-21	38.1%
3PT%	3-8	37.5%
FT%	5-7	71.4%
GM FG%	17-49	34.7%
3PT%	4-15	26.7%
FT%	8-10	80.0%

Dead Ball Rebounds: 1, 0

Technical Fouls: NONE

New Mexico St. - 62

NO.	Name	Min	FG			3P			FT			Rebounds			Fouls			TP	AS	TO	ST	Blocks		+/-
			M-A	M-A	M-A	M-A	M-A	OR	DR	TOT	PF	FD	OR	DR	TOT	PF	FD					BS	BA	
13	Will McNair Jr.	F 24:29	1-4	0-1	0-0	2	1	3	2	3	2	1	2	1	0	0	9							
35	Johnny McCants	F 36:14	5-8	1-4	0-0	2	11	13	2	1	11	4	1	1	3	0	21							
0	Teddy Allen	G 39:05	7-20	4-14	2-2	0	6	6	1	3	20	5	1	3	0	0	17							
5	Clayton Henry	G 21:38	3-5	1-3	0-0	0	1	1	1	0	7	0	1	2	0	0	14							
10	Sir'Jabari Rice	G 23:02	3-13	0-8	0-0	0	1	1	1	2	6	0	1	1	1	14								
12	Virshon Cotton	05:09	0-0	0-0	0-0	0	2	2	0	0	0	0	0	0	0	0	0							
15	Mike Peake	12:26	1-2	0-1	0-0	2	1	3	0	0	2	0	0	0	0	0	0							
4	Mario McKinney Jr.	05:14	1-1	1-1	0-0	0	1	1	0	1	3	0	1	1	0	0	1							
3	Nate Pryor	18:56	2-3	0-1	0-0	0	3	3	3	0	4	4	0	1	0	0	0							
42	Yuat Alok	07:46	3-4	1-2	0-0	0	0	0	0	0	7	2	2	0	0	0	7							
Team						2	1	3			0	2												
Totals		26:60	8-35	2-2		8	28	36			10	10	62	16	11	10	4	1	16					

Shooting By Period

1st FG%	12-28	42.9%
3PT%	4-15	26.7%
FT%	0-0	0%
2nd FG%	14-32	43.8%
3PT%	4-20	20.0%
FT%	2-2	100%
GM FG%	26-60	43.3%
3PT%	8-35	22.9%
FT%	2-2	100.0%

Dead Ball Rebounds: 0, 0

Technical Fouls: NONE

	UVU		NMSU		Points from Turnovers	Paint	Second Chance	Fast Breaks	Bench	Period by Period Scoring				
	1st	2nd	TOT	1st						2nd	TOT			
Biggest lead	3 (1st 17:13)	22 (2nd 11:43)			5	11	18	30	22	24	46			
Best Scoring Run	6 (1st 17:13)	13 (2nd 11:43)			2	8	2	6	23	16	39			
Lead Changes	2													
Times Tied	4													
Time with Lead	02:59	34:34												



2021-22 OVERALL COMBINED STATS



2021-22 Utah Valley Men's Basketball Combined Team Statistics All games

Game Records

Record	Overall	Home	Away	Neutral
ALL GAMES	19-11	11-2	6-9	2-0
CONFERENCE	10-8	7-2	3-6	0-0
NON-CONFERENCE	9-3	4-0	3-3	2-0

Score by Periods

Team	1st	2nd	OT	TOT
Utah Valley	990	1079	67	2136
Opponents	882	1035	38	1955

Team Box Score

No.	Player	Total			3-Point		F-Throw		Rebounds				Other									
		GP-GS	MIN	AVG	FG-FGA	FG%	3FG-3FGA	3FG%	FT-FTA	FT%	OFF	DEF	TOT	AVG	PF	DQ	A	TO	BLK	STL	PTS	AVG
11	AIMAQ, Fardaws	30-30	1030:51	34.4	207-431	.480	18-44	.409	133-184	.723	93	325	418	13.9	84	2	53	92	39	22	565	18.8
24	HARMON, Justin	19-7	501:13	26.4	74-174	.425	10-34	.294	64-83	.771	12	59	71	3.7	43	0	28	42	12	17	222	11.7
15	HARDING, Connor	30-30	964:41	32.2	110-255	.431	39-107	.364	57-86	.663	20	109	129	4.3	56	1	85	91	11	20	316	10.5
1	DARTHARD, Le'Tre	26-24	713:34	27.4	80-200	.400	40-109	.367	56-65	.862	14	49	63	2.4	52	2	36	29	5	21	256	9.8
5	FULLER, Tim	29-27	644:52	22.2	89-156	.571	0-1	.000	26-59	.441	69	63	132	4.6	78	1	22	31	32	17	204	7.0
3	NIELD, Blaze	30-30	821:34	27.4	67-157	.427	32-84	.381	41-56	.732	10	59	69	2.3	53	0	115	61	2	26	207	6.9
2	CEASER, Tim	28-2	431:55	15.4	38-72	.528	12-31	.387	14-17	.824	35	73	108	3.9	49	1	26	27	23	9	102	3.6
0	MCCORD, Asa	23-0	270:10	11.7	27-64	.422	13-36	.361	16-21	.762	11	36	47	2.0	22	0	17	13	2	6	83	3.6
10	MCCLANAHAN, Jaden	20-0	311:06	15.6	21-62	.339	8-23	.348	17-29	.586	4	27	31	1.6	25	0	41	26	0	18	67	3.4
21	FARRER, Trey	21-0	218:06	10.4	19-40	.475	1-9	.111	24-27	.889	14	29	43	2.0	34	0	5	16	4	6	63	3.0
13	LEIFSON, Colby	14-0	76:16	5.4	11-26	.423	11-25	.440	0-0	.000	0	5	5	0.4	2	0	2	0	0	0	33	2.4
45	ANDERSON, Brock	2-0	09:02	4.5	1-2	.500	0-0	.000	1-2	.500	3	1	4	2.0	0	0	0	0	1	1	3	1.5
22	BATTLE, Jordan	18-0	128:53	7.2	5-20	.250	3-8	.375	2-6	.333	4	16	20	1.1	7	0	13	9	0	5	15	0.8
35	PHILLIPS, Tyrel	1-0	02:46	2.8	0-2	.000	0-2	.000	0-0	.000	1	0	1	1.0	1	0	0	1	0	0	0	0.0
Team											41	39	80									25
Total		30	6125		749-1661	.451	187-513	.365	451-635	.710	331	890	1221	40.7	506	7	443	463	131	168	2136	71.2
Opponents		30	6125		714-1812	.394	187-674	.277	340-502	.677	297	681	978	32.6	594	17	369	339	97	235	1955	65.2

Team Statistics

	UVU	OPP
Scoring	2136	1955
Points per game	71.2	65.2
Scoring margin	+6.0	-
Field goals-att	749-1661	714-1812
Field goal pct	.451	.394
3 point fg-att	187-513	187-674
3-point FG pct	.365	.277
3-pt FG made per game	6.2	6.2
Free throws-att	451-635	340-502
Free throw pct	.710	.677
F-Throws made per game	15.0	11.3
Rebounds	1221	978
Rebounds per game	40.7	32.6
Rebounding margin	+8.1	-
Assists	443	369
Assists per game	14.8	12.3
Turnovers	463	339
Turnovers per game	15.4	11.3
Turnover margin	-4.1	-
Assist/turnover ratio	1.0	1.1
Steals	168	235
Steals per game	5.6	7.8
Blocks	131	97
Blocks per game	4.4	3.2
Winning streak	0	-
Home win streak	3	-
Attendance	28925	45015
Home games-Avg/Game	13-2225	15-3001
Neutral site-Avg/Game	-	2-1009

Team Results

Date	Opponent		Score	Att.
11/09/2021	at Boise St.	L	56-76	7457
11/12/2021	Antelope Valley	W	82-48	0
11/15/2021	at Pepperdine	Wot	86-74	435
11/17/2021	at Long Beach St.	Wot	84-78	1126
11/22/2021	vs Idaho	W	83-45	317
11/24/2021	vs Nicholls St.	W	74-63	1700
11/27/2021	Denver	Wot	77-68	1386
12/01/2021	BYU	Wot	72-65	7503
12/08/2021	at Southern Utah	L	56-60	2053
12/11/2021	at Wyoming	L	62-74	3927
12/17/2021	Bethesda (CA)	W	107-65	1363
12/21/2021	at Washington	W	68-52	5618
12/30/2021	Abilene Christian	L	76-80	1472
01/01/2022	Tarleton St.	W	77-55	1267
01/08/2022	Dixie St.	W	79-71	2523
01/12/2022	at Seattle U	L	65-71	1260
01/15/2022	at California Baptist	L	73-75	2305
01/20/2022	UTRGV	W	66-56	1574
01/22/2022	Lamar University	W	58-41	1511
01/27/2022	at Chicago St.	W	101-87	250
02/03/2022	at SFA	L	59-78	0
02/05/2022	at Sam Houston	W	57-54	640
02/10/2022	Grand Canyon	L	69-79	3724
02/12/2022	New Mexico St.	W	72-68	1868
02/16/2022	at Tarleton St.	W	69-56	3017
02/19/2022	at Dixie St.	Lot	75-80	4270
02/24/2022	Seattle U	W	67-52	2547
02/26/2022	California Baptist	W	63-54	2187
03/03/2022	at Grand Canyon	L	57-68	6950
03/05/2022	at New Mexico St.	L	46-62	5707



2021-22 WAC-ONLY COMBINED STATS



2021-22 Utah Valley Men's Basketball Combined Team Statistics In Conference games

Game Records

Record	Overall	Home	Away	Neutral
ALL GAMES	10-8	7-2	3-6	0-0
CONFERENCE	10-8	7-2	3-6	0-0
NON-CONFERENCE	0-0	0-0	0-0	0-0

Score by Periods

Team	1st	2nd	OT	TOT
Utah Valley	581	643	5	1229
Opponents	524	653	10	1187

Team Box Score

No.	Player				Total		3-Point		F-Throw		Rebounds											
		GP-GS	MIN	AVG	FG-FGA	FG%	3FG-3FGA	3FG%	FT-FTA	FT%	OFF	DEF	TOT	AVG	PF	DQ	A	TO	BLK	STL	PTS	AVG
11	AIMAQ, Fardaws	18-18	618:42	34.4	119-257	.463	12-25	.480	82-110	.745	52	202	254	14.1	50	2	39	61	22	12	332	18.4
24	HARMON, Justin	11-6	291:37	26.5	42-105	.400	7-23	.304	34-46	.739	6	31	37	3.4	29	0	20	26	7	7	125	11.4
15	HARDING, Connor	18-18	589:08	32.7	66-148	.446	22-59	.373	37-53	.698	11	65	76	4.2	35	1	52	50	9	12	191	10.6
1	DARTHARD, Le'Tre	14-12	372:26	26.6	39-99	.394	19-50	.380	31-37	.838	6	25	31	2.2	29	0	16	14	4	11	128	9.1
5	FULLER, Tim	17-16	400:42	23.6	54-97	.557	0-1	.000	16-39	.410	38	36	74	4.4	47	1	10	17	17	10	124	7.3
3	NIELD, Blaze	18-18	463:02	25.7	39-85	.459	20-44	.455	18-27	.667	9	36	45	2.5	32	0	61	38	2	11	116	6.4
0	MCCORD, Asa	16-0	197:03	12.3	20-41	.488	11-26	.423	14-18	.778	8	19	27	1.7	12	0	13	10	2	4	65	4.1
21	FARRER, Trey	11-0	142:54	13.0	10-25	.400	1-6	.167	17-20	.850	7	23	30	2.7	21	0	3	9	2	4	38	3.5
10	MCCLANAHAN, Jaden	16-0	257:58	16.1	16-45	.356	8-19	.421	13-25	.520	3	19	22	1.4	22	0	35	23	0	17	53	3.3
2	CEASER, Tim	16-2	250:47	15.7	19-43	.442	5-19	.263	7-9	.778	17	47	64	4.0	31	1	20	13	18	6	50	3.1
13	LEIFSON, Colby	4-0	10:25	2.6	1-2	.500	1-2	.500	0-0	.000	0	1	1	0.3	0	0	0	0	0	0	3	0.8
22	BATTLE, Jordan	6-0	30:16	5.0	1-5	.200	1-4	.250	1-2	.500	0	3	3	0.5	3	0	3	2	0	0	4	0.7
Team											26	26	52					13				
Total		18	3625		426-952	.447	107-278	.385	270-386	.699	183	533	716	39.8	311	5	272	276	83	94	1229	68.3
Opponents		18	3625		426-1061	.402	113-401	.282	222-329	.675	164	414	578	32.1	363	10	230	181	50	145	1187	65.9

Team Statistics

	UVU	OPP
Scoring	1229	1187
Points per game	68.3	65.9
Scoring margin	+2.3	-
Field goals-att	426-952	426-1061
Field goal pct	.447	.402
3 point fg-att	107-278	113-401
3-point FG pct	.385	.282
3-pt FG made per game	5.9	6.3
Free throws-att	270-386	222-329
Free throw pct	.699	.675
F-Throws made per game	15.0	12.3
Rebounds	716	578
Rebounds per game	39.8	32.1
Rebounding margin	+7.7	-
Assists	272	230
Assists per game	15.1	12.8
Turnovers	276	181
Turnovers per game	15.3	10.1
Turnover margin	-5.3	-
Assist/turnover ratio	1.0	1.3
Steals	94	145
Steals per game	5.2	8.1
Blocks	83	50
Blocks per game	4.6	2.8
Winning streak	0	-
Home win streak	3	-
Attendance	18673	24399
Home games-Avg/Game	9-2075	9-2711
Neutral site-Avg/Game	-	0-0

Team Results

Date	Opponent		Score	Att.
12/30/2021	Abilene Christian	L	76-80	1472
01/01/2022	Tarleton St.	W	77-55	1267
01/08/2022	Dixie St.	W	79-71	2523
01/12/2022	at Seattle U	L	65-71	1260
01/15/2022	at California Baptist	L	73-75	2305
01/20/2022	UTRGV	W	66-56	1574
01/22/2022	Lamar University	W	58-41	1511
01/27/2022	at Chicago St.	W	101-87	250
02/03/2022	at SFA	L	59-78	0
02/05/2022	at Sam Houston	W	57-54	640
02/10/2022	Grand Canyon	L	69-79	3724
02/12/2022	New Mexico St.	W	72-68	1868
02/16/2022	at Tarleton St.	W	69-56	3017
02/19/2022	at Dixie St.	Lot	75-80	4270
02/24/2022	Seattle U	W	67-52	2547
02/26/2022	California Baptist	W	63-54	2187
03/03/2022	at Grand Canyon	L	57-68	6950
03/05/2022	at New Mexico St.	L	46-62	5707



2021-22 Utah Valley Men's Basketball
Season Schedule/Results & Leaders
All games

Game Records

Record	Overall	Home	Away	Neutral
ALL GAMES	19-11	11-2	6-9	2-0
CONFERENCE	10-8	7-2	3-6	0-0
NON-CONFERENCE	9-3	4-0	3-3	2-0

Team Results

Date	Opponent	Score	Att.	High Points	High Rebounds
11/09/2021	at Boise St.	L 56-76	7457	(15) AIMAQ, Fardaws	(5) AIMAQ, Fardaws (5) CEASER, Tim (5) HARMON, Justin
11/12/2021	Antelope Valley	W 82-48	0	(25) AIMAQ, Fardaws	(15) AIMAQ, Fardaws
11/15/2021	at Pepperdine	Wot 86-74	435	(34) AIMAQ, Fardaws	(14) AIMAQ, Fardaws
11/17/2021	at Long Beach St.	Wot 84-78	1126	(25) AIMAQ, Fardaws	(16) AIMAQ, Fardaws
11/22/2021	vs Idaho	W 83-45	317	(14) HARDING, Connor (14) AIMAQ, Fardaws	(16) AIMAQ, Fardaws
11/24/2021	vs Nicholls St.	W 74-63	1700	(13) HARDING, Connor (13) NIELD, Blaze	(16) AIMAQ, Fardaws
11/27/2021	Denver	Wot 77-68	1386	(19) AIMAQ, Fardaws	(14) AIMAQ, Fardaws
12/01/2021	BYU	Wot 72-65	7503	(24) AIMAQ, Fardaws (24) HARMON, Justin	(22) AIMAQ, Fardaws
12/08/2021	at Southern Utah	L 56-60	2053	(18) AIMAQ, Fardaws	(10) AIMAQ, Fardaws
12/11/2021	at Wyoming	L 62-74	3927	(14) AIMAQ, Fardaws	(7) CEASER, Tim
12/17/2021	Bethesda (CA)	W 107-65	1363	(30) DARTHARD, Le'Tre	(16) AIMAQ, Fardaws
12/21/2021	at Washington	W 68-52	5618	(16) DARTHARD, Le'Tre	(15) AIMAQ, Fardaws
12/30/2021	Abilene Christian	L 76-80	1472	(27) NIELD, Blaze	(10) AIMAQ, Fardaws
01/01/2022	Tarleton St.	W 77-55	1267	(21) AIMAQ, Fardaws	(16) AIMAQ, Fardaws
01/08/2022	Dixie St.	W 79-71	2523	(20) AIMAQ, Fardaws	(17) AIMAQ, Fardaws
01/12/2022	at Seattle U	L 65-71	1260	(16) AIMAQ, Fardaws	(13) AIMAQ, Fardaws (13) CEASER, Tim
01/15/2022	at California Baptist	L 73-75	2305	(27) AIMAQ, Fardaws	(18) AIMAQ, Fardaws
01/20/2022	UTRGV	W 66-56	1574	(13) FULLER, Tim (13) AIMAQ, Fardaws (13) DARTHARD, Le'Tre	(14) AIMAQ, Fardaws
01/22/2022	Lamar University	W 58-41	1511	(15) AIMAQ, Fardaws	(14) AIMAQ, Fardaws
01/27/2022	at Chicago St.	W 101-87	250	(18) HARDING, Connor	(5) FULLER, Tim (5) AIMAQ, Fardaws (5) DARTHARD, Le'Tre
02/03/2022	at SFA	L 59-78	0	(12) HARDING, Connor (12) AIMAQ, Fardaws	(10) AIMAQ, Fardaws
02/05/2022	at Sam Houston	W 57-54	640	(24) AIMAQ, Fardaws	(10) AIMAQ, Fardaws
02/10/2022	Grand Canyon	L 69-79	3724	(16) DARTHARD, Le'Tre	(12) AIMAQ, Fardaws
02/12/2022	New Mexico St.	W 72-68	1868	(23) AIMAQ, Fardaws	(12) AIMAQ, Fardaws
02/16/2022	at Tarleton St.	W 69-56	3017	(22) AIMAQ, Fardaws	(20) AIMAQ, Fardaws
02/19/2022	at Dixie St.	Lot 75-80	4270	(23) HARMON, Justin	(21) AIMAQ, Fardaws
02/24/2022	Seattle U	W 67-52	2547	(19) AIMAQ, Fardaws	(18) AIMAQ, Fardaws
02/26/2022	California Baptist	W 63-54	2187	(20) AIMAQ, Fardaws	(16) AIMAQ, Fardaws

**2021-22 Game-by-Game Highs****2021-22 Utah Valley Men's Basketball
Season Schedule/Results & Leaders
All games**Page 2/2
as of Mar 06, 2022

Date	Opponent		Score	Att.	High Points	High Rebounds
03/03/2022	at Grand Canyon	L	57-68	6950	(19) AIMAQ, Fardaws	(19) AIMAQ, Fardaws
03/05/2022	at New Mexico St.	L	46-62	5707	(13) DARTHARD, Le'Tre	(9) AIMAQ, Fardaws

Attendance Summary

	Games	Attend	Avg/Game
Home	13	28925	2225
Away	15	45015	3001
Neutral	2	2017	1009
Total	30	75957	2532



2021-22 Utah Valley Men's Basketball
Team Game-by-Game
All games

Opponent	Date	Score		Total		3-Pointers		Free throws		Rebounds				PF	A	TO	BLK	STL	PTS	AVG
				FG-FGA	PCT	3FG-3FGA	PCT	FT-FTA	PCT	OFF	DEF	TOT	AVG							
at Boise St.	11/09/2021	56-76	L	23-50	.460	3-11	.273	7-11	.636	5	23	28	28.0	15	3	18	1	4	56	56.0
Antelope Valley	11/12/2021	82-48	W	30-60	.500	14-29	.483	8-14	.571	17	32	49	38.5	19	24	23	7	8	82	69.0
at Pepperdine	11/15/2021	86-74	Wot	32-63	.508	9-15	.600	13-21	.619	12	25	37	38.0	12	14	14	0	7	86	74.7
at Long Beach St.	11/17/2021	84-78	Wot	32-63	.508	8-18	.444	12-20	.600	19	26	45	39.8	17	15	20	5	7	84	77.0
vs Idaho	11/22/2021	83-45	W	33-68	.485	3-18	.167	14-20	.700	17	38	55	42.8	19	16	16	3	6	83	78.2
vs Nicholls St.	11/24/2021	74-63	W	24-56	.429	4-14	.286	22-24	.917	11	34	45	43.2	10	13	12	2	3	74	77.5
Denver	11/27/2021	77-68	Wot	26-48	.542	2-12	.167	23-33	.697	7	23	30	41.3	16	20	19	6	9	77	77.4
BYU	12/01/2021	72-65	Wot	21-67	.313	5-19	.263	25-35	.714	13	37	50	42.4	17	13	10	8	11	72	76.8
at Southern Utah	12/08/2021	56-60	L	21-61	.344	5-21	.238	9-12	.750	9	30	39	42.0	13	5	9	7	6	56	74.4
at Wyoming	12/11/2021	62-74	L	25-52	.481	9-23	.391	3-4	.750	8	20	28	40.6	18	10	11	2	2	62	73.2
Bethesda (CA)	12/17/2021	107-65	W	33-68	.485	10-33	.303	31-36	.861	16	39	55	41.9	15	26	15	6	8	107	76.3
at Washington	12/21/2021	68-52	W	23-53	.434	8-22	.364	14-19	.737	14	30	44	42.1	24	12	20	1	3	68	75.6
Abilene Christian	12/30/2021	76-80	L	29-50	.580	12-23	.522	6-8	.750	7	23	30	41.2	10	22	17	8	3	76	75.6
Tarleton St.	01/01/2022	77-55	W	27-54	.500	8-16	.500	15-20	.750	14	34	48	41.6	15	24	17	12	6	77	75.7
Dixie St.	01/08/2022	79-71	W	29-46	.630	7-15	.467	14-23	.609	2	33	35	41.2	20	24	19	3	6	79	75.9
at Seattle U	01/12/2022	65-71	L	23-62	.371	5-17	.294	14-19	.737	9	32	41	41.2	16	15	10	1	3	65	75.3
at California Baptist	01/15/2022	73-75	L	26-57	.456	5-15	.333	16-24	.667	12	24	36	40.9	24	13	11	2	6	73	75.1
UTRGV	01/20/2022	66-56	W	23-57	.404	6-17	.353	14-27	.519	14	31	45	41.1	14	14	10	6	9	66	74.6
Lamar University	01/22/2022	58-41	W	14-39	.359	5-16	.313	25-30	.833	8	35	43	41.2	15	13	20	6	5	58	73.7
at Chicago St.	01/27/2022	101-87	W	38-55	.691	8-10	.800	17-19	.895	11	22	33	40.8	17	16	12	3	4	101	75.1
at SFA	02/03/2022	59-78	L	20-57	.351	5-14	.357	14-18	.778	14	18	32	40.4	20	7	21	1	6	59	74.3
at Sam Houston	02/05/2022	57-54	W	18-41	.439	5-12	.417	16-18	.889	6	34	40	40.4	15	8	20	5	3	57	73.5
Grand Canyon	02/10/2022	69-79	L	25-63	.397	6-16	.375	13-18	.722	14	22	36	40.2	21	18	12	8	8	69	73.3
New Mexico St.	02/12/2022	72-68	W	22-46	.478	9-15	.600	19-29	.655	9	28	37	40.0	21	18	14	2	6	72	73.3
at Tarleton St.	02/16/2022	69-56	W	25-51	.490	7-19	.368	12-16	.750	14	31	45	40.2	14	18	21	7	4	69	73.1
at Dixie St.	02/19/2022	75-80	Lot	26-64	.406	6-19	.316	17-25	.680	15	32	47	40.5	20	15	17	6	12	75	73.2
Seattle U	02/24/2022	67-52	W	24-58	.414	6-16	.375	13-22	.591	8	42	50	40.9	18	18	12	8	4	67	73.0
California Baptist	02/26/2022	63-54	W	18-46	.391	2-9	.222	25-35	.714	8	37	45	41.0	19	14	16	3	2	63	72.6
at Grand Canyon	03/03/2022	57-68	L	22-57	.386	1-14	.071	12-25	.480	13	29	42	41.0	22	8	13	1	2	57	72.1
at New Mexico St.	03/05/2022	46-62	L	17-49	.347	4-15	.267	8-10	.800	5	26	31	40.7	10	7	14	1	5	46	71.2
Total		2136		749-1661	.451	187-513	.365	451-635	.710	331	890	1221	40.7	506	443	463	131	168	2136	71.2
Opponents		1955		714-1812	.394	187-674	.277	340-502	.677	297	681	978	32.6	594	369	339	97	235	1955	65.2

Utah Valley Averages

Games Played	Points/game	FG Pct	3FG Pct	FT Pct	Rebounds/game	Assists/game	Turnovers/game	Assist/Turnover ratio	Steals/game	Blocks/game
30	71.2	45.1	36.5	71.0	40.7	14.8	15.4	1.0	5.6	4.4



2021-22 - UVU In The National Rankings - Through March 6

Statistic	National Rank	Conference Rank	Value National Leader	Value Conference Leader	Value
3-pt Field Goal Attempts (350 ranked)	315	9	513 Eastern Ky.	1,029 Seattle U	884
Assist Turnover Ratio (350 ranked)	222	6	0.96 Iowa	1.77 Seattle U	1.21
Assists Per Game (349 ranked)	62	3	14.8 Arizona	20.1 SFA	15.5
Blocked Shots Per Game (350 ranked)	54	1	4.4 Auburn	7.9 Utah Valley	4.4
Defensive Rebounds per Game (350 ranked)	4	1	29.67 Gonzaga	32.48 Utah Valley	29.67
Fewest Fouls (350 ranked)	196	2	506 Western Ky.	350 New Mexico St.	475
Fewest Turnovers (350 ranked)	338	7	463 New Hampshire	246 Seattle U	352
Field-Goal Percentage (350 ranked)	114	3	45.1 South Dakota St.	52.6 SFA	47.8
Field-Goal Percentage Defense (350 ranked)	22	3	39.4 Houston	36.8 Grand Canyon	38.0
Free Throw Attempts (350 ranked)	34	3	635 Arkansas	709 UTRGV	701
Free Throws Made (350 ranked)	38	3	451 Arkansas	531 Abilene Christian	487
Free-Throw Percentage (350 ranked)	189	3	71.0 Villanova	82.5 Seattle U	76.7
Offensive Rebounds Per Game (350 ranked)	95	7	11.03 South Carolina St.	15.20 Grand Canyon	12.90
Personal Fouls Per Game (350 ranked)	191	2	16.9 Western Ky.	11.3 New Mexico St.	15.8
Rebound Margin (350 ranked)	6	1	8.1 Kentucky	10.1 Utah Valley	8.1
Scoring Defense (350 ranked)	56	3	65.2 North Texas	55.6 Grand Canyon	60.6
Scoring Margin (350 ranked)	94	6	8.0 Gonzaga	23.3 Abilene Christian	11.0
Scoring Offense (350 ranked)	168	5	71.2 Gonzaga	88.3 Abilene Christian	76.9
Steals Per Game (350 ranked)	272	8	5.6 Abilene Christian	11.3 Abilene Christian	11.3
Three Pt FG Defense (350 ranked)	5	2	27.7 UC Irvine	25.3 Grand Canyon	26.8
Three-Point Field Goals Per Game (350 ranked)	286	8	6.2 VMI	12.5 Seattle U	9.6
Three-Point Field-Goal Percentage (350 ranked)	56	1	36.5 South Dakota St.	45.1 Utah Valley	36.5
Total 3-point FGM (350 ranked)	275	8	187 VMI	389 Seattle U	299
Total Assists (350 ranked)	70	3	443 Arizona	622 SFA	464
Total Blocks (350 ranked)	52	1	131 Auburn	246 Utah Valley	131
Total Rebounds (350 ranked)	18	1	1,221 Arizona	1,294 Utah Valley	1,221
Total Rebounds Per Game (350 ranked)	7	1	40.70 Buffalo	42.69 Utah Valley	40.70
Total Steals (350 ranked)	268	8	168 LSU	346 Abilene Christian	327
Turnover Margin (339 ranked)	339	10	-4.1 Abilene Christian	9.0	9.0
Turnovers Forced (350 ranked)	289	10	11.30 Abilene Christian	21.79 Abilene Christian	21.79
Turnovers Per Game (350 ranked)	335	8	15.4 Wisconsin	8.6 Seattle U	11.4
Won-Lost Percentage (350 ranked)	101	6	63.3 Murray St.	93.8 New Mexico St.	80.0

Statistic	Player	National Rank	Conference Rank	Value National Leader	Value Conference Leader	Value
3-pt Field Goal Attempts (350 ranked)				Darius McGhee, Liberty	364 Cameron Tyson, Seattle U	269
Assist Turnover Ratio (350 ranked)	Blaze Nield	120	7	1.89 CJ Fulton, Lafayette	3.67 Damien Daniels, Abilene Christian	2.59
Assists Per Game (341 ranked)	Blaze Nield	166	6	3.8 Yuri Collins, Saint Louis	8.0 Darrion Trammell, Seattle U	5.1
Blocked Shots Per Game (348 ranked)	Fardaws Aimaq	109	2	1.30 Jamarion Sharp, Western Ky.	4.58 Johnny McCants, New Mexico St.	1.81
	Tim Fuller	157	3	1.10		
	Tim Ceaser	304	10	0.82		
Defensive Rebounds per Game (349 ranked)	Fardaws Aimaq	1	1	10.83 Fardaws Aimaq, Utah Valley	10.83 Fardaws Aimaq, Utah Valley	10.83
Double Doubles (272 ranked)	Fardaws Aimaq	1	1	26 Fardaws Aimaq, Utah Valley	26 Fardaws Aimaq, Utah Valley	26
Field-Goal Percentage (311 ranked)	Fardaws Aimaq	119	3	48.0 Zach Edey, Purdue	66.7 Gavin Kensmil, SFA	62.0
Free Throw Attempts (342 ranked)	Fardaws Aimaq	25	3	184 Scotty Pippen Jr., Vanderbilt	241 Justin Johnson, UTRGV	210
Free Throws Made (342 ranked)	Fardaws Aimaq	37	3	133 Tanner Holden, Wright St.	186 Darrion Trammell, Seattle U	143
Free-Throw Percentage (350 ranked)	Fardaws Aimaq	321	8	72.3 Foster Loyer, Davidson	93.6 Xavier Johnson, UTRGV	87.1
Minutes Per Game (350 ranked)	Fardaws Aimaq	107	3	34.22 M.J. Randolph, Florida A&M	38.27 Justin Johnson, UTRGV	35.14
	Connor Harding	333	10	32.09		
Offensive Rebounds Per Game (347 ranked)	Fardaws Aimaq	33	1	3.10 Oscar Tshiebwe, Kentucky	5.29 Fardaws Aimaq, Utah Valley	3.10
	Tim Fuller	151	8	2.38		
Points Per Game (349 ranked)	Fardaws Aimaq	47	2	18.8 Peter Kiss, Bryant	24.7 Teddy Allen, New Mexico St.	19.4
Rebounds Per Game (350 ranked)	Fardaws Aimaq	2	1	13.9 Oscar Tshiebwe, Kentucky	15.3 Fardaws Aimaq, Utah Valley	13.9
Steals Per Game (347 ranked)				Nendah Tarke, Coppin St.	3.00 Darrion Trammell, Seattle U	2.57
Three-Point Field Goals Per Game (350 ranked)				Darius McGhee, Liberty	4.30 Cameron Tyson, Seattle U	3.37
Three-Point Field-Goal Percentage (96 ranked)				Kyle Foster, Howard	46.2 Cameron Tyson, Seattle U	37.5
Total 3-point FGM (339 ranked)				Darius McGhee, Liberty	142 Cameron Tyson, Seattle U	101
Total Assists (348 ranked)	Blaze Nield	141	5	115 Yuri Collins, Saint Louis	248 Darrion Trammell, Seattle U	153
	Connor Harding	348	10	85		
Total Blocks (348 ranked)	Fardaws Aimaq	101	2	39 Jamarion Sharp, Western Ky.	142 Johnny McCants, New Mexico St.	49
	Tim Fuller	162	3	32		
	Tim Ceaser	313	11	23		
Total Field Goal Attempts (346 ranked)	Fardaws Aimaq	48	2	431 Darius McGhee, Liberty	605 Savlon Flagg, Sam Houston	482
Total Field Goals Made (345 ranked)	Fardaws Aimaq	34	2	207 Darius McGhee, Liberty	276 Savlon Flagg, Sam Houston	211
Total Minutes (350 ranked)	Fardaws Aimaq	105	3	1030.51 Jacob Gilyard, Richmond	1189.09 Justin Johnson, UTRGV	1057.11
	Connor Harding	274	8	964.41		
Total Points (348 ranked)	Fardaws Aimaq	38	2	565 Darius McGhee, Liberty	812 Teddy Allen, New Mexico St.	581
Total Rebounds (345 ranked)	Fardaws Aimaq	2	1	418 Oscar Tshiebwe, Kentucky	474 Fardaws Aimaq, Utah Valley	418
Total Steals (327 ranked)				Jacob Gilyard, Richmond	92 Darrion Trammell, Seattle U	77
Triple Doubles (2 ranked)				Walker Kessler, Auburn	2 Emeka Udenyi, Seattle U	1



2021-22 Individual Game Highs

POINTS	34	Fardaws Aimaq at Pepperdine (11/15/2021)
	30	Le'Tre Darthard vs Bethesda (CA) (12/17/2021)
	27	Fardaws Aimaq at California Baptist (01/15/2022)
	27	Blaze Nield vs Abilene Christian (12/30/2021)
	25	Fardaws Aimaq at Long Beach St. (11/17/2021)
	25	Fardaws Aimaq vs Antelope Valley (11/12/2021)
FIELD GOALS MADE	14	Fardaws Aimaq at Pepperdine (11/15/2021)
	11	Fardaws Aimaq at California Baptist (01/15/2022)
	11	Fardaws Aimaq vs Antelope Valley (11/12/2021)
FIELD GOAL ATTEMPTS	24	Fardaws Aimaq at Pepperdine (11/15/2021)
	21	Fardaws Aimaq at California Baptist (01/15/2022)
FIELD GOAL PERCENTAGE (min 5 made)	.875 (7-8)	Connor Harding at Chicago St. (01/27/2022)
	.857 (6-7)	Tim Fuller vs Tarleton St. (01/01/2022)
3 PT FG MADE	7	Blaze Nield vs Abilene Christian (12/30/2021)
	6	Colby Leifson vs Antelope Valley (11/12/2021)
3 PT FG ATTEMPTS	9	Blaze Nield at Tarleton St. (02/16/2022)
	9	Blaze Nield vs Abilene Christian (12/30/2021)
3 PT FG PERCENTAGE (min 2 made)	1.000 (4-4)	Connor Harding at Pepperdine (11/15/2021)
	1.000 (2-2)	Jaden McClanahan at Tarleton St. (02/16/2022)
	1.000 (2-2)	Blaze Nield vs New Mexico St. (02/12/2022)
	1.000 (2-2)	Blaze Nield at Sam Houston (02/05/2022)
	1.000 (2-2)	Asa McCord vs Dixie St. (01/08/2022)
	1.000 (2-2)	Asa McCord vs Tarleton St. (01/01/2022)
	1.000 (2-2)	Tim Ceasar at Wyoming (12/11/2021)
FREE THROWS MADE	12	Le'Tre Darthard vs Bethesda (CA) (12/17/2021)
	11	Fardaws Aimaq vs Lamar University (01/22/2022)
FREE THROW ATTEMPTS	13	Fardaws Aimaq vs BYU (12/01/2021)
	13	Fardaws Aimaq at Long Beach St. (11/17/2021)
FREE THROW PERCENTAGE (min 3 made)	1.000 (12-12)	Le'Tre Darthard vs Bethesda (CA) (12/17/2021)
	1.000 (7-7)	Fardaws Aimaq vs California Baptist (02/26/2022)
	1.000 (6-6)	Le'Tre Darthard vs Grand Canyon (02/10/2022)
	1.000 (6-6)	Fardaws Aimaq vs Bethesda (CA) (12/17/2021)
	1.000 (6-6)	Trey Farrer vs Bethesda (CA) (12/17/2021)
	1.000 (6-6)	Connor Harding vs Nicholls St. (N) (11/24/2021)
	1.000 (5-5)	Le'Tre Darthard vs Denver (11/27/2021)
	1.000 (5-5)	Blaze Nield vs Nicholls St. (N) (11/24/2021)
	1.000 (4-4)	Justin Harmon vs California Baptist (02/26/2022)
	1.000 (4-4)	Trey Farrer vs Seattle U (02/24/2022)
	1.000 (4-4)	Connor Harding at Tarleton St. (02/16/2022)
	1.000 (4-4)	Justin Harmon at Sam Houston (02/05/2022)
	1.000 (4-4)	Fardaws Aimaq at Chicago St. (01/27/2022)
	1.000 (4-4)	Tim Ceasar at Chicago St. (01/27/2022)
	1.000 (4-4)	Le'Tre Darthard at Chicago St. (01/27/2022)
	1.000 (4-4)	Le'Tre Darthard at Lamar University (01/22/2022)
	1.000 (4-4)	Jaden McClanahan at Southern Utah (12/08/2021)
	1.000 (4-4)	Fardaws Aimaq vs Nicholls St. (N) (11/24/2021)
	1.000 (4-4)	Justin Harmon vs Idaho (N) (11/22/2021)
	1.000 (3-3)	Le'Tre Darthard at Sam Houston (02/05/2022)
REBOUNDS	22	Fardaws Aimaq vs BYU (12/01/2021)
	21	Fardaws Aimaq at Dixie St. (02/19/2022)
ASSISTS	11	Blaze Nield vs Abilene Christian (12/30/2021)
	9	Blaze Nield vs Bethesda (CA) (12/17/2021)
	9	Blaze Nield vs Antelope Valley (11/12/2021)
STEALS	5	Jaden McClanahan vs UTRGV (01/20/2022)
	5	Fardaws Aimaq vs BYU (12/01/2021)
BLOCKED SHOTS	5	Tim Fuller vs Grand Canyon (02/10/2022)
	5	Fardaws Aimaq vs Tarleton St. (01/01/2022)
TURNOVERS	8	Connor Harding at Boise St. (11/09/2021)
	7	Fardaws Aimaq vs Lamar University (01/22/2022)
	7	Fardaws Aimaq at Seattle U (01/12/2022)
FOULS	5	Fardaws Aimaq at Grand Canyon (03/03/2022)
	5	Connor Harding vs California Baptist (02/26/2022)
	5	Fardaws Aimaq at Dixie St. (02/19/2022)
	5	Tim Fuller vs Dixie St. (01/08/2022)
	5	Tim Ceasar vs Tarleton St. (01/01/2022)
	5	Le'Tre Darthard at Washington (12/21/2021)
	5	Le'Tre Darthard vs BYU (12/01/2021)

2021-22 Opponent Individual Game Highs

POINTS	28	Tre Armstrong at California Baptist (01/15/2022)
	26	Hunter Schofield at Dixie St. (02/19/2022)
	25	Cameron Tyson at Seattle U (01/12/2022)
	24	Teddy Allen vs New Mexico St. (02/12/2022)
	23	Holland Woods vs Grand Canyon (02/10/2022)
	23	Jovan Blacksher Jr. vs Grand Canyon (02/10/2022)
	23	Dominique Alexander at Chicago St. (01/27/2022)
	23	Terrell Brown Jr. at Washington (12/21/2021)
FIELD GOALS MADE	10	Teddy Allen vs New Mexico St. (02/12/2022)
	9	Hunter Schofield at Dixie St. (02/19/2022)
	9	Jovan Blacksher Jr. vs Grand Canyon (02/10/2022)
	9	Sean Miller-Moore vs Grand Canyon (02/10/2022)
	9	Cameron Tyson at Seattle U (01/12/2022)
FIELD GOAL ATTEMPTS	22	Savion Flagg at Sam Houston (02/05/2022)
	21	Taran Armstrong vs California Baptist (02/26/2022)
FIELD GOAL PERCENTAGE (min 5 made)	1.000 (6-6)	Naje Smith at Boise St. (11/09/2021)
	.818 (9-11)	Sean Miller-Moore vs Grand Canyon (02/10/2022)
3 PT FG MADE	5	Xavier Johnson vs UTRGV (01/20/2022)
	5	Cameron Tyson at Seattle U (01/12/2022)
	5	Drake Jeffries at Wyoming (12/11/2021)
	5	Houston Mallette at Pepperdine (11/15/2021)
3 PT FG ATTEMPTS	14	Teddy Allen at New Mexico St. (03/05/2022)
	13	Cameron Tyson at Seattle U (01/12/2022)
3 PT FG PERCENTAGE (min 2 made)	1.000 (3-3)	Caleb Huffman vs Nicholls St. (N) (11/24/2021)
	1.000 (2-2)	Dre Marin at Southern Utah (12/08/2021)
FREE THROWS MADE	10	Tre Armstrong at California Baptist (01/15/2022)
	9	Holland Woods at Grand Canyon (03/03/2022)
FREE THROW ATTEMPTS	12	Holland Woods at Grand Canyon (03/03/2022)
	11	Tre Armstrong at California Baptist (01/15/2022)
FREE THROW PERCENTAGE (min 3 made)	1.000 (8-8)	Darrion Trammell at Seattle U (01/12/2022)
	1.000 (7-7)	Dominique Alexander at Chicago St. (01/27/2022)
	1.000 (7-7)	Terrell Brown Jr. at Washington (12/21/2021)
	1.000 (5-5)	Jovan Blacksher Jr. vs Grand Canyon (02/10/2022)
	1.000 (5-5)	Jade Smith at Pepperdine (11/15/2021)
	1.000 (4-4)	Viktor Rajković vs Seattle U (02/24/2022)
	1.000 (4-4)	Javontae Hopkins at Tarleton St. (02/16/2022)
	1.000 (4-4)	Marchelus Avery vs New Mexico St. (02/12/2022)
	1.000 (4-4)	Gabe McGlothlin vs Grand Canyon (02/10/2022)
	1.000 (4-4)	Nigel Hawkins at SFA (02/03/2022)
	1.000 (4-4)	Xavier Johnson vs UTRGV (01/20/2022)
	1.000 (4-4)	Brendan Wenzel at Wyoming (12/11/2021)
	1.000 (4-4)	Xavier DuSell at Wyoming (12/11/2021)
	1.000 (4-4)	Alex Barcello vs BYU (12/01/2021)
	1.000 (3-3)	Jaylin Jackson-Posey at SFA (02/03/2022)
REBOUNDS	13	Johnny McCants at New Mexico St. (03/05/2022)
	12	Gabe McGlothlin at Grand Canyon (03/03/2022)
	12	Yvan Ouedraogo vs Grand Canyon (02/10/2022)
ASSISTS	8	Te'Jon Lucas vs BYU (12/01/2021)
	7	Darrion Trammell at Seattle U (01/12/2022)
	7	Sam Skipper vs Bethesda (CA) (12/17/2021)
	7	KJ Hunt vs Denver (11/27/2021)
	7	Mike Mitchell Jr. at Pepperdine (11/15/2021)
STEALS	5	Frank Staine vs Dixie St. (01/08/2022)
	5	Montre Gipson vs Tarleton St. (01/01/2022)
BLOCKED SHOTS	4	Emeka Udenyi vs Seattle U (02/24/2022)
	4	Marek Nelson vs UTRGV (01/20/2022)
TURNOVERS	6	Calvin Solomon at SFA (02/03/2022)
	6	Nate Roberts at Washington (12/21/2021)
	6	Te'Jon Lucas vs BYU (12/01/2021)
FOULS	5	Ty Rowell vs California Baptist (02/26/2022)
	5	Tre Armstrong vs California Baptist (02/26/2022)
	5	Elijah Thomas vs California Baptist (02/26/2022)
	5	Isaiah Pope at Dixie St. (02/19/2022)
	5	Jaylin Jackson-Posey at SFA (02/03/2022)
	5	Clayton Carpenter vs Lamar University (01/22/2022)
	5	Daniel Akin at California Baptist (01/15/2022)
	5	Hunter Schofield vs Dixie St. (01/08/2022)
	5	Freddy Hicks vs Tarleton St. (01/01/2022)
	5	Noah McDavid vs Tarleton St. (01/01/2022)
	5	PJ Fuller at Washington (12/21/2021)
	5	Isaiah Burton vs Bethesda (CA) (12/17/2021)
	5	Justin Johnson vs Bethesda (CA) (12/17/2021)
	5	Josiah Woods vs Bethesda (CA) (12/17/2021)
	5	Caleb Lohner vs BYU (12/01/2021)
	5	Michael Henn vs Denver (11/27/2021)
	5	Derrick Green vs Antelope Valley (11/12/2021)



2021-22 Team Game Highs

POINTS	107	Bethesda (CA) (12/17/2021)
	101	at Chicago St. (01/27/2022)
	86	at Pepperdine (11/15/2021)
	84	at Long Beach St. (11/17/2021)
	83	vs Idaho (N) (11/22/2021)
FIELD GOALS MADE	38	at Chicago St. (01/27/2022)
	33	Bethesda (CA) (12/17/2021)
	33	vs Idaho (N) (11/22/2021)
FIELD GOAL ATTEMPTS	68	Bethesda (CA) (12/17/2021)
	68	vs Idaho (N) (11/22/2021)
FIELD GOAL PERCENTAGE	.691 (38-55)	at Chicago St. (01/27/2022)
	.630 (29-46)	Dixie St. (01/08/2022)
3 PT FG MADE	14	Antelope Valley (11/12/2021)
	12	Abilene Christian (12/30/2021)
3 PT FG ATTEMPTS	33	Bethesda (CA) (12/17/2021)
	29	Antelope Valley (11/12/2021)
3 PT FG PERCENTAGE	.800 (8-10)	at Chicago St. (01/27/2022)
	.600 (9-15)	New Mexico St. (02/12/2022)
	.600 (9-15)	at Pepperdine (11/15/2021)
FREE THROWS MADE	31	Bethesda (CA) (12/17/2021)
	25	California Baptist (02/26/2022)
	25	Lamar University (01/22/2022)
	25	BYU (12/01/2021)
FREE THROW ATTEMPTS	36	Bethesda (CA) (12/17/2021)
	35	California Baptist (02/26/2022)
	35	BYU (12/01/2021)
FREE THROW PERCENTAGE	.917 (22-24)	vs Nicholls St. (N) (11/24/2021)
	.895 (17-19)	at Chicago St. (01/27/2022)
REBOUNDS	55	Bethesda (CA) (12/17/2021)
	55	vs Idaho (N) (11/22/2021)
ASSISTS	26	Bethesda (CA) (12/17/2021)
	24	Dixie St. (01/08/2022)
	24	Tarleton St. (01/01/2022)
	24	Antelope Valley (11/12/2021)
STEALS	12	at Dixie St. (02/19/2022)
	11	BYU (12/01/2021)
BLOCKED SHOTS	12	Tarleton St. (01/01/2022)
	8	Seattle U (02/24/2022)
	8	Grand Canyon (02/10/2022)
	8	Abilene Christian (12/30/2021)
	8	BYU (12/01/2021)
TURNOVERS	23	Antelope Valley (11/12/2021)
	21	at Tarleton St. (02/16/2022)
	21	at SFA (02/03/2022)
FOULS	24	at California Baptist (01/15/2022)

2021-22 Opponent Team Game Highs

POINTS	87	at Chicago St. (01/27/2022)
	80	at Dixie St. (02/19/2022)
	80	Abilene Christian (12/30/2021)
	79	Grand Canyon (02/10/2022)
	78	at SFA (02/03/2022)
	78	at Long Beach St. (11/17/2021)
FIELD GOALS MADE	34	at Long Beach St. (11/17/2021)
	33	at Chicago St. (01/27/2022)
FIELD GOAL ATTEMPTS	84	Bethesda (CA) (12/17/2021)
	72	BYU (12/01/2021)
	72	at Long Beach St. (11/17/2021)
FIELD GOAL PERCENTAGE	.541 (33-61)	at Chicago St. (01/27/2022)
	.517 (30-58)	at SFA (02/03/2022)
3 PT FG MADE	12	at Dixie St. (02/19/2022)
	11	at Wyoming (12/11/2021)
	11	at Pepperdine (11/15/2021)
3 PT FG ATTEMPTS	35	at New Mexico St. (03/05/2022)
	34	Bethesda (CA) (12/17/2021)
3 PT FG PERCENTAGE	.533 (8-15)	at California Baptist (01/15/2022)
	.462 (6-13)	at Long Beach St. (11/17/2021)
FREE THROWS MADE	23	at California Baptist (01/15/2022)
	22	at Grand Canyon (03/03/2022)
FREE THROW ATTEMPTS	34	at California Baptist (01/15/2022)
	30	at Grand Canyon (03/03/2022)
FREE THROW PERCENTAGE	1.000 (2-2)	at New Mexico St. (03/05/2022)
	.917 (11-12)	at Pepperdine (11/15/2021)
REBOUNDS	53	BYU (12/01/2021)
	42	Bethesda (CA) (12/17/2021)
ASSISTS	23	Abilene Christian (12/30/2021)
	18	at Dixie St. (02/19/2022)
	18	Denver (11/27/2021)
	18	at Pepperdine (11/15/2021)
STEALS	12	Abilene Christian (12/30/2021)
	12	Antelope Valley (11/12/2021)
BLOCKED SHOTS	7	Seattle U (02/24/2022)
	6	BYU (12/01/2021)
	6	at Boise St. (11/09/2021)
TURNOVERS	20	Antelope Valley (11/12/2021)
	19	vs Idaho (N) (11/22/2021)
FOULS	28	Bethesda (CA) (12/17/2021)
	27	California Baptist (02/26/2022)

2021-22 Team Game Lows

POINTS	46	at New Mexico St. (03/05/2022)
	56	at Southern Utah (12/08/2021)
	56	at Boise St. (11/09/2021)
	57	at Grand Canyon (03/03/2022)
	57	at Sam Houston (02/05/2022)
FIELD GOALS MADE	14	Lamar University (01/22/2022)
	17	at New Mexico St. (03/05/2022)
FIELD GOAL ATTEMPTS	39	Lamar University (01/22/2022)
	41	at Sam Houston (02/05/2022)
FIELD GOAL PERCENTAGE	.313 (21-67)	BYU (12/01/2021)
	.344 (21-61)	at Southern Utah (12/08/2021)
3 PT FG MADE	1	at Grand Canyon (03/03/2022)
	2	California Baptist (02/26/2022)
	2	Denver (11/27/2021)
3 PT FG ATTEMPTS	9	California Baptist (02/26/2022)
	10	at Chicago St. (01/27/2022)
3 PT FG PERCENTAGE	.071 (1-14)	at Grand Canyon (03/03/2022)
	.167 (3-18)	vs Idaho (N) (11/22/2021)
	.167 (2-12)	Denver (11/27/2021)
FREE THROWS MADE	3	at Wyoming (12/11/2021)
	6	Abilene Christian (12/30/2021)
FREE THROW ATTEMPTS	4	at Wyoming (12/11/2021)
	8	Abilene Christian (12/30/2021)
FREE THROW PERCENTAGE	.480 (12-25)	at Grand Canyon (03/03/2022)
	.519 (14-27)	UTRGV (01/20/2022)
REBOUNDS	28	at Wyoming (12/11/2021)
	28	at Boise St. (11/09/2021)
ASSISTS	3	at Boise St. (11/09/2021)
	5	at Southern Utah (12/08/2021)
STEALS	2	at Grand Canyon (03/03/2022)
	2	California Baptist (02/26/2022)
	2	at Wyoming (12/11/2021)
BLOCKED SHOTS	0	at Pepperdine (11/15/2021)
	1	at New Mexico St. (03/05/2022)
	1	at Grand Canyon (03/03/2022)
	1	at SFA (02/03/2022)
	1	at Seattle U (01/12/2022)
	1	at Washington (12/21/2021)
	1	at Boise St. (11/09/2021)
TURNOVERS	9	at Southern Utah (12/08/2021)
	10	UTRGV (01/20/2022)
	10	at Seattle U (01/12/2022)
	10	BYU (12/01/2021)
FOULS	10	at New Mexico St. (03/05/2022)
	10	Abilene Christian (12/30/2021)
	10	vs Nicholls St. (N) (11/24/2021)

2021-22 Opponent Team Game Lows

POINTS	41	Lamar University (01/22/2022)
	45	vs Idaho (N) (11/22/2021)
	48	Antelope Valley (11/12/2021)
	52	Seattle U (02/24/2022)
	52	at Washington (12/21/2021)
FIELD GOALS MADE	14	vs Idaho (N) (11/22/2021)
	17	Seattle U (02/24/2022)
	17	Lamar University (01/22/2022)
	17	Tarleton St. (01/01/2022)
	17	Antelope Valley (11/12/2021)
FIELD GOAL ATTEMPTS	49	at California Baptist (01/15/2022)
	50	UTRGV (01/20/2022)
FIELD GOAL PERCENTAGE	.255 (14-55)	vs Idaho (N) (11/22/2021)
	.274 (17-62)	Seattle U (02/24/2022)
3 PT FG MADE	0	Lamar University (01/22/2022)
	0	at Washington (12/21/2021)
3 PT FG ATTEMPTS	9	Lamar University (01/22/2022)
	11	at Washington (12/21/2021)
3 PT FG PERCENTAGE	.000 (0-9)	Lamar University (01/22/2022)
	.000 (0-11)	at Washington (12/21/2021)
FREE THROWS MADE	2	at New Mexico St. (03/05/2022)
	4	Bethesda (CA) (12/17/2021)
	4	at Long Beach St. (11/17/2021)
FREE THROW ATTEMPTS	2	at New Mexico St. (03/05/2022)
	6	Bethesda (CA) (12/17/2021)
FREE THROW PERCENTAGE	.438 (7-16)	Lamar University (01/22/2022)
	.500 (10-20)	New Mexico St. (02/12/2022)
	.500 (6-12)	at Sam Houston (02/05/2022)
	.500 (4-8)	at Long Beach St. (11/17/2021)
REBOUNDS	15	at Chicago St. (01/27/2022)
	21	at Tarleton St. (02/16/2022)
ASSISTS	2	at Washington (12/21/2021)
	5	Antelope Valley (11/12/2021)
STEALS	3	vs Idaho (N) (11/22/2021)
	5	at Grand Canyon (03/03/2022)
	5	at Chicago St. (01/27/2022)
	5	UTRGV (01/20/2022)
	5	vs Nicholls St. (N) (11/24/2021)
BLOCKED SHOTS	0	at Seattle U (01/12/2022)
	0	Abilene Christian (12/30/2021)
TURNOVERS	5	at Wyoming (12/11/2021)
	5	vs Nicholls St. (N) (11/24/2021)
FOULS	10	at New Mexico St. (03/05/2022)
	12	at Southern Utah (12/08/2021)



The Last Time....

Four players scored in double figures	2/12/23	vs New Mexico State	Fardaws Aimaq 23, Justin Harmon 17, Blaze Nield 14, Connor Harding 10
Five players scored in double figures	1/27/22	at Chicago State	Connor Harding 18, Fardaws Aimaq 17, Tim Ceaser 17, Tim Fuller 15, Le'Tre Darthard 13, Justin Harmon 12
Six players scored in double figures	1/27/22	at Chicago State	Connor Harding 18, Fardaws Aimaq 17, Tim Ceaser 17, Tim Fuller 15, Le'Tre Darthard 13, Justin Harmon 12
No players scored in double figures	11/29/14	at UC Davis	
No opposing players scored in double figures	11/12/21	vs Antelope Valley	
Ten or more players score a point	12/17/21	vs Bethesda	11 players
One player recorded a double-double	3/3/22	at Grand Canyon	Fardaws Aimaq 19 points, 19 rebounds
Two players recorded a double-double	12/30/21	vs Abilene Christian	Blaze Nield 27 points, 11 assists; Fardaws Aimaq 21 points, 10 rebounds
One player recorded a triple double	12/28/12	at Austin Peay	Nick Thompson 12 points, 12 assists, 10 rebounds
Two double-digit rebounders	1/15/21	at Seattle U	Fardaws Aimaq 16, Evan Cole 11
Two players fouled out	12/9/20	vs Southern Utah	Trey Woodbury, Le'Tre Darthard, Evan Cole
Three or more players fouled out	12/9/20	vs Southern Utah	Trey Woodbury, Le'Tre Darthard, Evan Cole
A UVU player received a technical foul	1/15/22	at California Baptist	Tim Ceaser
An opposing player received a technical foul	2/16/22	at Tarleton	Jovantae Hopkins
A UVU coach received a technical foul	2/13/21	vs Dixie State	
An opposing coach received a technical foul	3/3/22	at Grand Canyon	Mark Pope
At least two players scored 20+ points	2/19/22	at Dixie State	Justin Harmon 23 points, Fardaws Aimaq 20 points
Three players scored 20+ points	1/15/21	at Seattle U	Fardaws Aimaq 29, Jamison Overton 21, Trey Woodbury 20
Four players scored 20+ points	11/26/16	at BYU	Isaac Neilson 26, Brandon Randolph 21, Conner Toolson 21, Jordan Poydras 20
Two players scored 25+ points	12/28/10	vs Florida International	Isiah Williams 26, Holton Hunsaker 25
A player scored 30+ points	12/17/21	vs Bethesda	Le'Tre Darthard 30
A player scored 40+ points	1/29/09	at Chicago State	Ryan Toolson 63
Opposing player scored 30+ points	12/12/20	vs Wyoming	Hunter Maldonado 30
Opposing player scored 40+ points	1/26/17	vs UTRGV	Nick Dixon 41
A player attempted 20 or more field goals	1/15/22	at California Baptist	Fardaws Aimaq 11-21

A player had five or more steals	12/1/21	vs #12 BYU	Fardaws Aimaq 5
A player had 5 or more blocks	2/10/22	vs Grand Canyon	Tim Fuller 5
A player had 10+ assists	12/30/21	vs Abilene Christian	Blaze Nield 11
A player made 10+ free throws	1/22/22	vs Lamar	Fardaws Aimaq 11-12
A player shot 100% at the free throw line (min 5 FTA)	2/26/22	vs California Baptist	Fardaws Aimaq 7-7
A player shot 100% from the floor (min 5 FGA)	12/1/19	at Colorado State	Emmanuel Olojakpoke 5-5
A player shot 100% on threes (min 3 3FGA)	11/15/21	at Pepperdine	Connor Harding 4-4
Did not make a three point field goal	2/7/15	at Seattle U	0-17
Opponent did not make a 3FG	1/22/22	vs Lamar	0-9
UVU had ten or fewer turnovers	1/20/22	vs UTRGV	10
UVU had 8 or fewer turnovers	1/25/20	at Grand Canyon	8
UVU committed 20+ turnovers	2/16/22	at Tarleton	21
UVU committed 10 or less team fouls in a game	3/5/22	at New Mexico State	10
UVU scored 90 points	1/27/22	at Chicago State	101
UVU scored 100 points	1/27/22	at Chicago State	101
UVU scored 110 points	11/26/16	at BYU	114
UVU scored 120 points	1/29/09	at Chicago State	123
Opponent scored 90 points	2/13/21	vs Dixie State	93
Opponent scored 100 points	11/26/16	at BYU	101
Opponent scored 110 points	1/29/09	at Chicago State	121
UVU scored less than 50 points in a game	3/5/22	at New Mexico State	46
Held opponent to less than 50 points in a game	1/22/22	vs Lamar	41
UVU scored less than 40 points in a game	2/19/15	vs New Mexico State	38
Held opponent to less than 40 points in a game	12/7/13	vs St. Katherine	37
Shot 60% from the field	1/27/22	at Chicago State	38-55, 69.1%
Shot 70% from the field in a half	1/27/22	at Chicago State	16-21, 76.2%
Shot less than 30% from the field	3/13/21	vs New Mexico State	17-57, 29.8%
Opponent shot less than 30% from the field	2/24/22	vs Seattle U	17-62, 27.4%
Opponent shot less than 20% from the field	2/11/17	at Chicago State	11-58, 19.0%
UVU shot 30+ free throws	2/26/22	vs California Baptist	25-35
UVU shot 40+ free throws	1/15/21	at Seattle U	29-41
Opponent shot 30+ free throws	3/3/22	at Grand Canyon	22-30



The Last Time....

Shot 100% from the free throw line	11/24/19	at North Dakota State	8-8
Shot less than 50% from the free throw line	3/3/22	at Grand Canyon	12-25, 48.0%
Made 10 three pointers in a half	2/21/19	vs Chicago State	11-16
Made 15 three pointers in a game	2/21/19	vs Chicago State	16-27
Shot 60% on three pointers	2/12/23	vs New Mexico State	9-15, 60.0%
Opponent scored less than 20 points in the first half	2/26/22	vs California Baptist	18
Opponent scored less than 20 points in the second half	2/3/18	at Seattle U	19
UVU scored less than 20 points in the first half	1/23/20	at CSU Bakersfield	19
UVU scored less than 20 points in the second half	3/12/15	vs CSU Bakersfield	18
Opponent scored 50+ points in a half	2/10/22	vs Chicago State	51
UVU scored 50+ points in the first half	1/27/22	at Chicago State	52
UVU scored 50+ points in the second half	12/17/21	vs Bethesda	60
UVU scored 60+ points in a half	12/17/21	vs Bethesda	60
Won by 50+ points	12/14/17	vs Bethesda	62, 106-42 W
Won by 40+ points	12/17/21	vs Bethesda	42, 107-65 W
Won by 30+ points	11/22/21	vs Idaho	38
Won by 25+ points	11/22/21	vs Idaho	38
Lost by 35+ points	11/12/13	at Oklahoma State	40-93 L
Lost by 30+ points	1/11/20	at Seattle U	50-83 L
Lost by 25+ points	1/11/20	at Seattle U	50-83 L
Played an overtime game	2/19/22	at Dixie State	75-80 L OT
Won in overtime	12/1/21	vs #12 BYU	72-65 W OT
Lost in overtime	2/19/22	at Dixie State	75-80 L OT
Played a double overtime game	3/10/17	vs CSU Bakersfield	80-81 L 4OT
Played a triple overtime game	3/10/17	vs CSU Bakersfield	80-81 L 4OT
Won 10 straight games	1/7/12-2/25/12	vs Seattle U, at Seattle U, vs Saint Mary, vs North Dakota, vs Chicago State, vs NJIT, at UTPA, at Houston Baptist, at NJIT, at Chicago State, vs Montana Tech, vs Houston Baptist, vs UTPA	13 games
Won 5 straight games	11/12/21-11/24/21	vs Antelope Valley, at Pepperdine, at Long Beach State, vs Idaho, vs Nicholls State, vs Denver, vs #12 BYU	7 games
Lost three straight games	12/9/20-11/9/21	at Grand Canyon, vs New Mexico State, at Boise State	3 games
Lost four straight games	12/9/20-1/2/21	vs Southern Utah, vs Wyoming, at Utah, at Weber State	4 games

Lost five straight games	11/26/19-12/14/19	at Mount St. Mary's, at Colorado State, vs Weber State, at Southern Utah, vs Northern Arizona	5 games
Lost when having led by 10	1/12/22	at Seattle U	10
Won when having trailed by 10+	2/5/22	at Sam Houston	10
Won when having trailed by 20+	1/12/19	vs Seattle U	20
Won when having trailed by 25+	11/23/16	at Denver	27
Never trailed	2/12/23	vs New Mexico State	72-68 W
Never led	3/13/21	vs New Mexico State	62-78 L
Played in an NIT game	3/19/14	vs California	64-77 L
Played in a CBI game	3/25/19	at South Florida	57-66 L
Won a postseason game	3/19/19	vs CSUN	92-84 W
Won multiple postseason games	3/15/17-3/20/17	at Georgia Southern, at Rice	
Played in a CIT game	3/3/12	vs Weber State	69-72 L
Won a regular season conference title	2020-2021		
Played in a CIT game	3/3/12	vs Weber State	69-72 L
Won a regular season conference title	2020-2021		

**Current Streaks**

Streak	Active	All-Time
Overall	L2	W13
Home	W3	W22
Road	L3	W7
Games with a made 3	214	289
Consecutive Made Free Throws		
Returning Player Streaks	Active	All-Time
Trey Woodbury	5	20
Tim Ceaser	5	11
Asa McCord	5	6
Justin Harmon	3	11
Le'Tre Darthard	2	22
Connor Harding	2	11
Colby Leifson	2	2
Trey Farrer	2	11
Brock Anderson	1	1
Fardaws Aimaq	0	16
Blaze Nield	0	8
Tim Fuller	0	5
Jaden McClanahan	0	5
Jordan Battle	0	1
Consecutive Games with a three-point field goal		
Returning Player Streaks	Active	All-Time
Le'Tre Darthard	1	13
Trey Woodbury	1	7
Fardaws Aimaq	1	5
Connor Harding	0	12
Colby Leifson	0	6
Asa McCord	0	5
Blaze Nield	0	4
Tim Ceaser	0	3
Justin Harmon	0	2
Jaden McClanahan	0	2
Trey Farrer	0	1
Jordan Battle	0	1
Tim Fuller	0	0
Brock Anderson	0	0



RADIO/TV PHOTO ROSTER



Asa McCord

F / 6-6 / 210 / Jr. - 1V
Saratoga Springs, Utah
Salt Lake CC



Le'Tre Darthard

G / 6-4 / 180 / So. - 1V
Denton, Texas
McCook CC



Tim Ceaser

F / 6-9 / 210 / So. - TR
Marion, Arkansas
Coastal Carolina



Blaze Nield

G / 6-1 / 185 / Jr. - 1V
Lehi, Utah
BYU




Trey Woodbury

G / 6-4 / 200 / Jr. - 2V
Las Vegas, Nevada
UNLV



Tim Fuller

F/C / 6-9 / 235 / So. - 1V
Gilbert, Arizona
Weber State



Jaden McClanahan

G / 5-10 / 175 / So. - 1V
Vallejo, California
Independence CC



Fardaws Aimaq

C / 6-11 / 245 / RS-So. - 1V
Vancouver, British Columbia
Mercer




Colby Leifson

G / 6-4 / 190 / So. - 1V
Suwanee, Georgia
BYU




Claude McKesey

G / 6-0 / 185 / Jr. - TR
View Park, California
Colorado Christian



Connor Harding

G / 6-6 / 185 / Jr. - TR
Pocatello, Idaho
BYU



Brady Arbon

F / 6-5 / 185 / Fr. - HS
Grantsville, Utah
Grantsville High School



Trey Farrer

F/C / 6-9 / 235 / So. - 1V
St. George, Utah
Snow College



Jordan Battle

G / 6-2 / 200 / Fr. - HS
Chesapeake, Virginia
Hargrave Military Academy




Justin Harmon

G / 6-4 / 180 / So. - TR
Chicago, Illinois
Barton Community College



Tyrel Phillips

G / 6-1 / 205 / So. - RS
Rigby, Idaho
Rigby High School



Brock Anderson

F / 6-8 / 230 / So. - 1V
Riverton, Utah
Bingham High School



Mark Madsen

3rd Season
22-31