

UT ARLINGTON


BASKETBALL



Associate AD for Communications: Jason MacBain × Cell: 315.750.0236 × Email: jason.macbain@uta.edu × Twitter: @JaBain

SCHEDULE × RESULTS

	7-14	2-6	4-5	2-6	1-3
OVERALL	WAC	HOME	AWAY	NEUTRAL	
NOVEMBER (4-4) CST × RESULT					
7	@ Oklahoma State	ESPN+		L, 77-66	
12	SOUTHWESTERN	ESPN+ HOMECOMING		W, 103-61	
15	HARDIN-SIMMONS	ESPN+		W, 100-59	
18	NEVADA	ESPN+		L, 62-43	
GULF COAST SHOWCASE (ESTERO, FL × HERTZ ARENA)					
21	vs. Drexel	FLOHOOPS		L, 59-38	
22	vs. Northern Kentucky	FLOHOOPS		W, 60-56	
23	vs. East Carolina	FLOHOOPS		L, 79-65	
28	HOWARD PAYNE	ESPN+		W, 99-41	
DECEMBER (1-6)					
2	@ LSU	SEC NETWORK+		L, 63-59	
6	NORTH TEXAS	ESPN+		L, 60-57	
10	vs. Texas State	(FORT WORTH DICKIES ARENA)		L, 71-65	
19	@ San Francisco	WCC NETWORK		W, 68-63	
21	@ California	PAC-12 NETWORK		L, 73-51	
29	@ Tarleton	ESPN+	WAC	L, 70-63	
31	STEPHEN F. AUSTIN	ESPN+	WAC	L, 66-62	
JANUARY (2-4)					
5	UTAH VALLEY	ESPN+	WAC	L, 72-64	
7	SEATTLE U	ESPN+	WAC	L, 75-61	
12	@ Grand Canyon	ESPN+	WAC	L, 80-48	
14	@ New Mexico State	ESPN+	WAC	W, 66-55	
19	UT RIO GRANDE VALLEY	ESPN+	WAC	W, 85-73	
21	@ Abilene Christian	ESPN+	WAC	L, 84-68	
25	CALIFORNIA BAPTIST	ESPN+	WAC	7 PM	
FEBRUARY (0-0)					
1	TARLETON	ESPN+	WAC	7 PM	
4	SAM HOUSTON	ESPN+	WAC	4 PM	
9	@ UT Rio Grande Valley	ESPN+	WAC	6:30 PM	
15	@ Sam Houston	ESPN+	WAC	6:30 PM	
18	@ Stephen F. Austin	ESPN+	WAC	2 PM	
23	SOUTHERN UTAH	ESPN+	WAC	7 PM	
25	UTAH TECH	ESPN+	WAC	2 PM	
MARCH (0-0)					
1	@ Utah Valley	ESPN+	WAC	7 PM	
3	@ Seattle U	ESPN+	WAC	9 PM	
WAC TOURNAMENT (LAS VEGAS, NV × MICHELOB ULTRA ARENA × ORLEANS ARENA)					
7	First Round	MICHELOB ULTRA ARENA		TBA	
9-11	Quarterfinals-Final	ORLEANS ARENA		TBA	



UT ARLINGTON (7-14, 2-6 WAC) × **CALIFORNIA BAPTIST** (12-8, 4-3 WAC)
 Arlington, Texas × College Park Center (7,000)
ESPN+ × Jared Sandler × Ty Ellis
KTNO 620 AM × The Varsity Network × Josh Sours
Series: First Meeting (More: Page 2)



GREG YOUNG: 18-32 (2ND SEASON) × **HEAD COACHES** × **RICK CROY: 212-88 (10TH SEASON)**

THE OPENING TIP (S)

⇒ UTA is coming off a peak and valley week. In an 85-73 win over UT Rio Grande Valley on Thursday, UTA established season highs against a Division-I opponent in points, field goals made (31), 3-pointers made (11) and assists (26). On Saturday in an 84-68 loss at Abilene Christian, the Mavs allowed season highs in points (84), field goal percentage and makes (63.3, 31-49), 3-point percentage (58.8, 10-17) and assists (20).

⇒ **Chendall Weaver** was named the **Western Athletic Conference Freshman of the Week for the second time this month on Monday** after averaging 8 points, 5 rebounds and 4 assists in those two games. Weaver also claimed the award on Jan. 9, and **he is one of just two players** (Grand Canyon's Kobe Knox) in the WAC **to have won twice this year**. Along with Brandon Walker collecting the honor on Dec. 5, **UTA has a league-high three Freshman of the Week** recognitions this season.

⇒ **UTA ranks 4th in the nation in offensive rebounding at 14.1 per game** (1st: Saint Peter's, 14.6). **Shemar Wilson** is leading the charge as the sophomore **is 9th nationally with 3.8 offensive rebounds** an outing. He has registered three games of 8+ offensive boards this year – tied for the 2nd most in the country against D-I opponents with Long Beach State's Lassina Traore (leader: Kentucky's Oscar Tshiebwe with four).



PROBABLE STARTERS



4 KYRONE GIBSON

Jr. × G × 6-1 × 198
 Alexandria, LA × Lee College
T-1st In WAC Games w/ 5 APG



1 CHENDALL WEAVER

Fr. × G × 6-3 × 164
 Mansfield, TX × Timberview HS
16 PTS, 7 RBS @ NM State



21 PEDRO CASTRO

Gr. × G × 6-6 × 196
 Fort Worth, TX × Houston Baptist
Season-Best 12 PTS vs. UTRGV



00 AARON CASH

R-Sr. × G × 6-6 × 210
 San Francisco, CA × Texas A&M
Season-High 20 PTS, 6-7 3s vs. UTRGV



22 SHEMAR WILSON

So. × F × 6-9 × 215
 Avondale, AZ × Phoenix College
Responsible For All 5 Of UTA's DBL-DBLS

TWEETABLES

1) Over his last two games, Montez Young Jr. has scored 20 points and grabbed 12 rebounds. Prior to that, he had 20 points and 29 rebounds in 15 games this season.

2) Entering last Thursday's matchup with UTRGV, only Weaver had scored at least 20 points in a game for UTA all season. Aaron Cash tallied 20 on Thursday, and Kyrone Gibson netted 20 on Saturday at Abilene Christian.

3) Wilson – who averages 10.8 points and 8.3 rebounds per game – is responsible for all five of UTA's double-doubles this year, which rank as the 2nd most among WAC players (Utah Valley's Aziz Bandaogo: 10).

4) The Mavs have had 11 different players reach double-figure points in a game this year, and also have had eight different leading scorers – the 3rd most in the nation behind only James Madison and Longwood with nine each.

AN IMPRESSIVE ROAD WIN

UTA owns two road wins this season over NCAA Tournament teams from last year: 66-55 at New Mexico State and 68-63 at San Francisco. The Mavs led wire-to-wire against USF to end the Dons' 16-game home non-conference winning streak and give them a Quad 2 win; two days later, USF defeated then-#25 Arizona State, 97-60. Versus NMSU, UTA started the 2nd half on a 24-4 run to take down an opponent that defeated UConn in the NCAA Tournament last March.

CHALLENGING THEMSELVES

UT Arlington is one of only three schools in the nation to have finished with a top-40 NET non-conference strength of schedule in each of the past three seasons, joining Central Arkansas and Texas Southern.



2019-20: 6th
2020-21: 9th
2021-22: 27th



2019-20: 3rd
2020-21: 37th
2021-22: 13th



2019-20: 2nd
2020-21: 25th
2021-22: 16th

Yet again this year, the Mavs are poised to finish with likely one of the country's most-challenging non-league schedules. Based off last year's final NET rankings, UTA had the 4th-hardest non-conference slate in the nation.



AVERAGE NET OF NON-CONFERENCE OPPONENTS

- | | | |
|-----------------|--|----|
| 1. NICHOLLS | | 47 |
| 2. SAINT MARY'S | | 72 |
| 3. SETON HALL | | 83 |
| 4. UT ARLINGTON | | 88 |
| 5. ALABAMA | | 92 |

ABOUT THE MATCHUP



⇒ This will be the first-ever meeting between CBU and UTA. The Lancers are one of three current WAC members the Mavs have never played, with the others being Southern Utah and Utah Tech.

⇒ California Baptist has won four of its last five games, including a home sweep last week of Grand Canyon (79-74) and Tarleton (77-48). The Lancers own a non-conference victory over Washington (73-64) and lost by one in overtime to Minnesota (62-61).

⇒ CBU and UTA are similarly balanced on offense as both teams have just two players averaging double-figure points – all four between 10.1 and 10.8 – and each side also has six players averaging at least 6 points per game. The Lancers have six players who have made double-figure 3-pointers this year; the Mavs have five.

⇒ The Lancers are 15th in the country in opponent 3-point percentage at just 28.8 percent. They also rank in the top-40 nationally per game in 3-point attempts (28th, 25.9), bench points (33rd, 26.6) and points allowed (40th, 63.7).

⇒ CBU was a Division-II member until 2018-19, and in its first two seasons at the D-I level won a combined 37 games – by far the most in NCAA history for a program's first two years at the D-I level (the previous record was held by fellow WAC member Grand Canyon with 32 from 2013-15).

⇒ Now in its fifth D-I season, California Baptist has never had a losing campaign and is a combined 80-59.

CHASING 800 -- LOOKING FOR FIVE MORE

UTA Entered This Year Needing Just 12 Wins For 800 Victories In Program History.





WESTERN ATHLETIC CONFERENCE STANDINGS

#	SCHOOL	WAC	WAC Pts	OVERALL	WIN%	STRK
1	Seattle U	7-0	4.03	16-4	.800	W8
2	Utah Valley	7-1	4.09	16-5	.762	W2
3	Southern Utah	6-2	1.67	14-7	.667	L1
4	Stephen F. Austin	5-2	0.92	13-7	.650	L2
5	Sam Houston	5-3	3.57	15-5	.750	W3
6	Grand Canyon	4-3	1.77	13-7	.650	L1
	California Baptist	4-3	-0.20	12-8	.600	W2
8	Tarleton	3-4	-0.59	10-10	.500	L2
9	Abilene Christian	2-5	-2.96	10-10	.500	W1
	Utah Tech	2-5	-1.19	10-10	.500	W1
11	UT Arlington	2-6	-4.54	7-14	.333	L1
12	UT Rio Grande Valley	1-6	-2.53	10-10	.500	L2
13	New Mexico State	0-8	-3.28	7-13	.350	L8

PRESEASON COACHES POLL

Rank	Team (1st-Place Votes)	Points
1	Grand Canyon (8)	135
2	New Mexico State (3)	127
3	Stephen F. Austin	111
4	Abilene Christian (1)	101
5	California Baptist (1)	96
6	Seattle U	91
7	Utah Valley	85
8	Sam Houston	79
9	Southern Utah	66
10	Tarleton	47
11	UT Arlington	31
12	Utah Tech	29
13	UT Rio Grande Valley	16

The top-12 teams based off WAC record advance to the WAC Tournament in Las Vegas (as of today, New Mexico State would not qualify). Once those 12 participants are decided, a résumé-seeding system will be used to determine how teams are seeded at the WAC Tournament (denoted by WAC Points in the table above; higher point total = a better seed).

For example, right now even though Seattle U is the only undefeated team in the WAC, Utah Valley would be the #1 seed due to accumulating 4.09 points compared with the Redhawks' 4.03, which would make them the #2 seed. UTA (-4.54) would be the #12 seed despite currently sitting in 11th place.

The WAC has sent at least two teams to the NCAA Tournament in 28 of the past 46 seasons. In an effort to continue enhancing its at-large prospects and rewarding the best teams throughout the entire season, the résumé-seeding system was introduced.

It is an algorithm that rates performances against all Division-I teams faced in the regular season, not just conference play. Teams receive more credit for scheduling, and beating, stronger opponents than weaker ones. This should help the WAC have higher NET rankings, a key-criteria used by the NCAA basketball selection committees.

For more about the system and the latest team-by-team rankings, scan the QR code.



The last time the Mavs were tabbed for an 11th-place finish in the preseason polls came in advance of the 2018-19 season when UTA faced similar roster turnover. Instead of finishing 2nd-to-last, UTA tied for 2nd in the Sun Belt with a 12-6 league record, earned the No. 2 seed in the conference tournament and advanced to the Sun Belt Tournament Final. The nine-spot improvement from preseason to final regular-season finish was tied for the best in the nation along with Siena, which was picked 11th in the MAAC and finished in a four-way tie for 2nd.

AMONG THE WESTERN ATHLETIC CONFERENCE'S BEST

From 2015-16 to the start of this season, UTA boasts the 3rd-best average annual NET/RPI ranking of all WAC members at #146. New Mexico State (#83) leads the pack, followed by Grand Canyon (#138). With a final ranking of #40 in 2016-17, UTA is responsible for the best single-year NET/RPI by any current WAC school over the past seven seasons. Additionally – in that same timeframe – UTA, NM State and Sam Houston are the only WAC institutions without a single season NET/RPI above #250.

Team	2015-16	2016-17	2017-18	2018-19	2019-20	2020-21	2021-22	Average
New Mexico State	112	56	47	46	104	164	78	86
Grand Canyon	88	124	175	104	278	108	92	138
UT Arlington	107	40	112	160	129	242	236	146
Stephen F. Austin	62	206	107	312	77	142	123	147
California Baptist				168	200	238	222	154
Utah Valley	274	180	91	100	250	206	116	173
Sam Houston	192	193	186	174	228	169	153	185
Abilene Christian	325	284	263	157	194	74	121	202
Seattle U	285	272	190	201	226	236	129	219
Tarleton						235	214	233
Southern Utah	336	341	249	258	184	122	164	236
UTRGV	335	315	234	185	260	282	307	274
Utah Tech						314	273	293
SOUTHLAND CONFERENCE		BIG SKY CONFERENCE			DIVISION-II MEMBER			

DEPTH ON DISPLAY

Two years ago, UTA tied for the national lead by having 13 different players score double-figure points in a game. Last season, the Mavs had 12 different double-figure scorers – tied for the 3rd most in the nation. **So far this year, UTA already has 11 different double-figure scorers (national leaders: 13).**

Below is a list of those double-figure players, their respective season highs and how many times they have led UTA in scoring:

Kyron Gibson (8 - INCLUDES 2 TIES)	20
Chendall Weaver (3)	20
Aaron Cash (2 - INCLUDES 1 TIE)	20
Taj Anderson (1)	19
Shemar Wilson (5 - INCLUDES 1 TIE)	18
Marion Humphrey (3 - INCLUDES 1 TIE)	17
Brandon Walker (1 - TIED)	17
Brandyn Talbot (1)	15
Montez Young Jr.	14
Dario Domingos	12
Pedro Castro	12

A RARE LOSS WHEN SHOOTING WELL

The Mavs shot 49 percent (25-51) from the floor in a 71-65 loss to Texas State on Dec. 10 – only the fourth time in the last 8+ seasons (since 2014-15) that UTA has shot at least that percentage and lost:

Nov. 21, 2017: 51.7% @ #25 Alabama (77-76)

Jan. 4, 2020: 50% @ Little Rock (92-89)

Feb. 10, 2022: 50% @ ULM (74-71)

That Texas State matchup was the third in a four-game stretch for UTA against opponents that played in the postseason last year (lost the first three by an average of 4.3 points (63-59 at LSU; 60-57 vs. North Texas)) before picking up the win at San Francisco.

AMONG THE NATION'S BEST PERFORMANCES

UTA has numerous single-game performances which register among the best in the country this year:

T-7th – Free Throws Attempted: 48 vs. Southwestern

Leader – Tennessee State: 54 vs. Brescia

T-8th – Rebounds: 63 vs. Howard Payne

Leader – Sam Houston: 70 vs. LeTourneau

T-13th – Steals: 19 vs. Southwestern

Leader – Four Teams: 24

UTA's 63 rebounds against Howard Payne represented the most in any game for the Mavs since at least the 2009-10 season.

BY THE NUMBERS

7: The Mavs have already had seven different occasions of a player grabbing 7+ offensive rebounds in a game this year: Shemar Wilson versus Hardin-Simmons (7), Nevada (7), Howard Payne (7), North Texas (8), Stephen F. Austin (8) and Utah Valley (8); Dario Domingos against Northern Kentucky (7).

8: Against North Texas on Dec. 6, Shemar Wilson grabbed eight rebounds, and all of them were offensive. **Over the last 6+ seasons – since the start of the 2016-17 campaign – Wilson is one of just seven players in the nation to secure at least eight offensive rebounds and zero defensive boards in a game.**

17: In its 60-56 win over Northern Kentucky on Nov. 22, UTA committed 17 turnovers – at the time its most in a victory over a Division-I opponent since the Mavs had 18 in a 75-70 overtime triumph at Cal Poly on Dec. 21, 2018. **NKU was installed as the preseason Horizon League favorites and beat Cincinnati in November by 13.**

A LONG, WINDING, EVENTFUL JOURNEY

MORE: PAGE 19



Pedro Castro began his collegiate career with UTA, red-shirting as a freshman in 2017-18 before playing in 33 games as a redshirt freshman in 2018-19. The Fort Worth product transferred out of the program to Blinn Junior College for his redshirt sophomore season in 2019-20 and then re-joined the D-I ranks playing at Houston Baptist (now named Houston Christian) in 2020-21. He returned to UTA last year, starting the first nine games of the year before the Mavs' 2nd-leading scorer suffered a season-ending back injury. **He is one of six players nationally in 2022-23 who began their careers at a Division-I school, transferred out and are now back at the school where they started.**

Additionally, Castro got married in the summer of 2021, and he is one of 17 currently married D-I players:

- Spencer Johnson – BYU
- Tredyn Christensen – BYU
- Trevin Knell – BYU
- Jaxon Brenchley – Utah
- Gavin Baxter – Utah
- Brenden Carlson – Utah
- Owen White – South Alabama
- Jackson Last – Robert Morris
- Steven Ashworth – Utah State
- Trevin Dorius – Utah State
- James Betz – Northern Iowa
- Noah Baumann – Grand Canyon
- Wyatt Lowell – Portland
- Nigel Shadd – Delaware
- Aanen Moody – Montana
- Coleman Stucke – Northeastern

FLOPPING: NO WARNING -- CLASS B TECHNICAL IN 2022-23

The following rules change was approved by the NCAA Men's Basketball Rules Committee and the Playing Rules Oversight Panel in advance of the 2022-23 season:

Rule(s)	Rules Proposal and Rationale
4-10.2 (Flopping)	To remove the required initial warning and assess a Class B technical foul when a player commits a flop. Rationale: Flopping continues to be a major concern in our game, and the rules committee felt that the current penalty of an initial warning for flopping has not deterred players from continuing to flop. An immediate penalty for flopping is needed to curb this behavior. The rules committee will also provide additional guidance to players, coaches and officials to better define flopping. This rules change has been reviewed and supported by the Division I Men's Basketball Competition Committee as well as the Division I Men's Basketball Oversight Committee.

STATISTICAL TRENDS

UTA'S RECORD WHEN...

Monday	2-2
Tuesday	2-1
Wednesday	0-2
Thursday	1-3
Friday	0-2
Saturday	2-4
Sunday	0-0
Leading At Halftime	5-2
Trailing At Halftime	1-12
Tied At Halftime	1-0
Leading With 5 Minutes Left	6-2
Trailing With 5 Minutes Left	1-12
Tied With 5 Minutes Left	0-0
Shooting 40% FG Or Better	7-5
Shooting Less Than 40% FG	0-9
Opponent 40% FG Or Better	2-13
Opponent Less Than 40% FG	5-1
Shooting Better FG% Than Opponent	6-2
Shooting Worse FG% Than Opponent	1-12
Shooting Better 3-FG% Than Opponent	6-2
Shooting Worse 3-FG% Than Opponent	1-12
Outrebounding Opponent	7-4
Outrebounded By Opponent	0-10
Rebounds Tied	0-0
More Turnovers Than Opponent	3-8
Fewer Turnovers Than Opponent	4-6
Same Turnovers As Opponent	0-0

UTA'S POINT TOTAL...

35-49 Points	0-3
50-59 Points	0-3
60-69 Points	3-8
70-79 Points	0-0
80-89 Points	1-0
90-99 Points	1-0
100+ Points	2-0

GAMES DECIDED BY...

1-5 Points	2-3
6-9 Points	0-3
10-19 Points	2-5
20+ Points	3-3

WIN-LOSS COMPARE

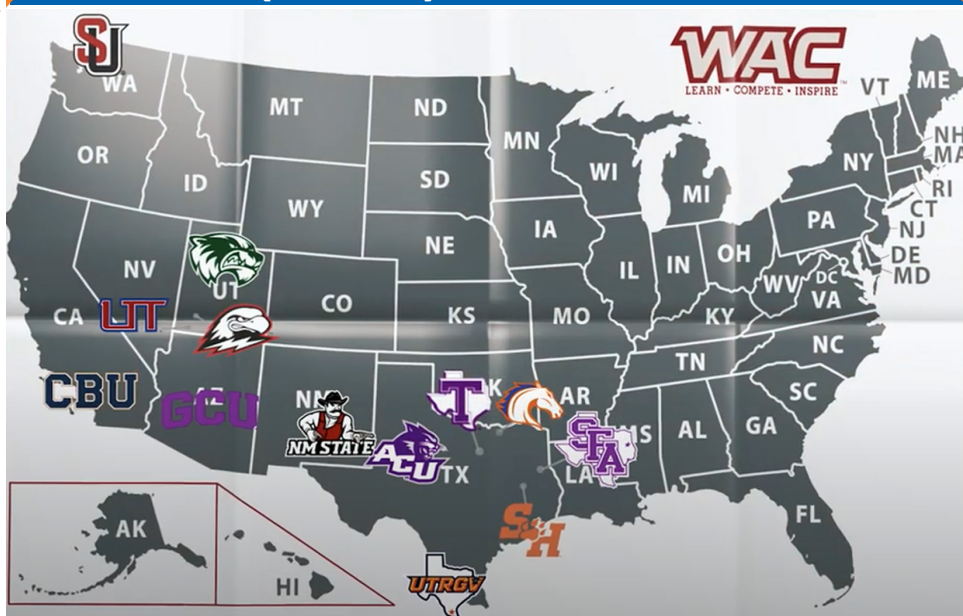
UTA's statistical averages in its wins and losses this season:

STAT	Ws (7)	Ls (14)
PPG	83.0	57.9
PPG ALLOWED	58.3	70.9
3PT% ALLOWED	33.5	37.8
APG	18.4	9.9
TOs/Game	14.3	13.1

Please refer to the University of Texas at Arlington as **UT Arlington**. **UTA** is acceptable on second reference. Using Texas-Arlington, UT-Arlington or any other form is incorrect.

#BuckEm x #OnePlayOneDay

BACK TO THE (NEW-LOOK) WESTERN ATHLETIC CONFERENCE



In its lone previous campaign in the WAC in 2012-13, UTA went 11-7 in the league to tie for 4th in the regular-season standings before reaching the WAC Tournament Final and falling to New Mexico State, 64-55, in the championship game.

2012-13 WAC MEMBERSHIP (Current Affiliation)

Denver (Summit League)
Idaho (Big Sky Conference)
Louisiana Tech (Conference USA)
New Mexico State
San Jose State (Mountain West Conference)
Seattle U
Texas State (Sun Belt Conference)
Utah State (Mountain West Conference)
UT Arlington
UTSA (Conference USA)

2022-23 WAC MEMBERSHIP

Abilene Christian
California Baptist
Grand Canyon
New Mexico State
Sam Houston
Seattle U
Southern Utah
Stephen F. Austin
UT Arlington
Tarleton
UT Rio Grande Valley
Utah Tech
Utah Valley

New Mexico State, UTA and Seattle U are the only three current WAC schools that were also members of the league in 2012-13.

12

Last year, the WAC ranked as the 15th-best men's basketball conference in the country (out of 32) – two spots ahead of the Sun Belt (17th). This year, the WAC currently ranks 12th (Sun Belt: 15th).

2022-23 WAC PRESEASON TEAMS

FIRST TEAM

Jovan Blacksher Jr. (POTY) x Jr. x G x Grand Canyon
 Airion Simmons x Sr. x F x Abilene Christian
 Taran Armstrong x So. x G x California Baptist
 Xavier Pinson x Sr. x G x New Mexico State
 Cameron Tyson x Jr. x G x Seattle U
 Tevian Jones x Sr. x G/F x Southern Utah
 Justin Johnson x Sr. x F x UTRGV
 Trey Woodbury x Sr. x G x Utah Valley

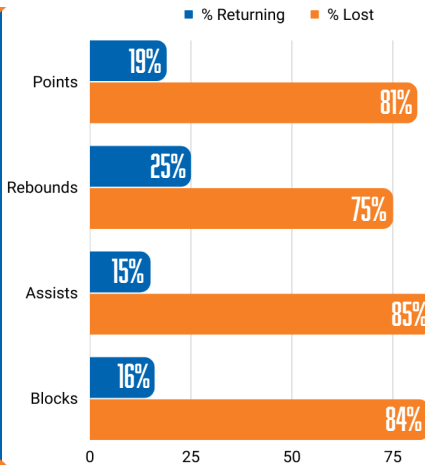
SECOND TEAM

Rayshon Harrison x So. x G x Grand Canyon
 Gabe McGlothan x Jr. x F x Grand Canyon
 Javion May x Sr. x G x Sam Houston
 Riley Grigsby x Sr. x G/F x Seattle U
 Maizen Fausett x Sr. x F x Southern Utah
 Sadaidriene Hall x So. x F x Stephen F. Austin
 Jaylin Jackson-Posey x So. x G x Stephen F. Austin
 Freddy Hicks x Jr. x G/F x Tarleton




Celebrating its 60th anniversary this season, this past October the WAC officially relocated its conference headquarters to the city of Arlington, less than five miles from UTA's campus. It is the first such move for the league in a generation after the WAC had been anchored in Denver for all but a brief stretch of its initial 60 years of existence.

WHAT'S LOST & BACK



In addition to returning 25 percent or less of its key statistics, **UTA is the least experienced team in the WAC and 27th nationally (337th of 363) this year based off prior D-I experience with an average of just 0.91 years per player (KenPom).** The average is weighted by minutes played, meaning that more/less consideration is given for those players based off their amount of previous D-I action.

MAVS IN THE PROS



UTA's all-time leading rebounder (921) and 2nd-leading scorer (1,783), Kevin Hervey became the first, and to this day only, Maverick to play in an NBA game when he appeared for the Oklahoma City Thunder on Dec. 26, 2019, versus the Memphis Grizzlies.

He played in 10 games with OKC in 2019-20, including three in the COVID Bubble in Orlando, scoring an NBA career-best eight points against the Phoenix Suns on Aug. 10. An Arlington native, Hervey was drafted by the Thunder with the 57th pick in the 2nd Round in 2018. He was the 4th all-time UTA player selected in the draft and the first since the NBA reduced the number of rounds to just two in 1989. Paul Renfro became UTA's first-ever draft pick when he was taken in the 9th round (181st overall) by the Utah Jazz in 1980. Two Mavericks were selected in 1982 – both by the Dallas Mavericks. Ralph McPherson was selected in the 9th round (188th) and Albert Culton picked in the 10th round (209th).

FORMER MAVS CURRENTLY PLAYING PROFESSIONALLY

David Azore '22	Grindavik	Iceland
Javon Levi '22	Dubrovnik	Croatia
Lazaro Rojas '22	Sport Club Corinthians Paulista	Brazil
Ayoub Nouhi '20	AS Sale	Morocco
Jabari Narcis '20	Broncos	Venezuela
Brian Warren '20	Dayton Flight	United States
Johnny Hamilton '18	Merkezefendi Belediyesi Denizli Basket	Turkey
Erick Neal '18	CSM Oradea	Romania
Jorge Bilbao '17	Castello	Spain
Anthony Walker '15	Byblos	Lebanon
Brandon Edwards '14	Denain ASC Voltaire	France
Karol Gruszecki '13	PGE Spojnia Stargard	Poland
Dwight Gentry '10	Immortals de Cibao	Dominican Republic

For weekly player updates, visit: utamavs.us/mbbpros

BY THE NUMBERS

6 UTA set a single-season program record by having six games go to overtime in 2021-22 – just two shy of tying the all-time NCAA record.

94 During its nine years in the Sun Belt, UTA accumulated 94 conference wins. Only Georgia State (107) and Louisiana (98) had more league victories in that timeframe than the Mavs.

THE LAST TIME

A MAVERICKS' PLAYER...

- Scored 40 Or More Points 43, Stephen Barber at UTSA, 2/24/02
- Scored 30 Or More Points 36, David Azore vs. App State, 2/5/22
- Totalled 20 Or More Rebounds 22, Jermaine Griffin vs. UT Permian Basin, 12/1/05
- Totalled 15 Or More Rebounds 16, Shemar Wilson vs. Hardin-Simmons, 11/15/22
- Totalled 10 Or More Assists 12, Kyron Gibson vs. UT Rio Grande Valley, 1/19/23
- Recorded A Double-Double (Points/Rebounds) Shemar Wilson vs. Utah Valley (13/14) 1/5/23
- Recorded A Double-Double (Points/Assists) Javon Levi vs. Louisiana (14/10), 1/13/22
- Recorded A Triple-Double (Points/Rebounds/Assists) Javon Levi vs. Louisiana (14/10/10), 1/13/22
- Erick Neal Has The Only Other Two Triple-Doubles In Program History vs. UT Dallas (10/10/13), 11/27/17
- at ULM (27/10/12), 1/28/16

THE MAVERICKS' TEAM...

- Played An OT Game W, 80-77 at Louisiana 2/12/22
- Scored 100+ Points W, 100-59 vs. Hardin-Simmons 11/15/22
- Allowed 100+ Points L, 93-102 at Little Rock 1/1/21
- Had 60 Or More Rebounds 63 vs. Howard Payne 11/28/22
- Had 20 Or More Assists 26 vs. UTRGV 1/19/23
- Had 15 Or More Steals 19 vs. Southwestern 11/12/22
- Played AP Ranked Opp. at #8 Gonzaga (Loss: 72-66) 11/19/19

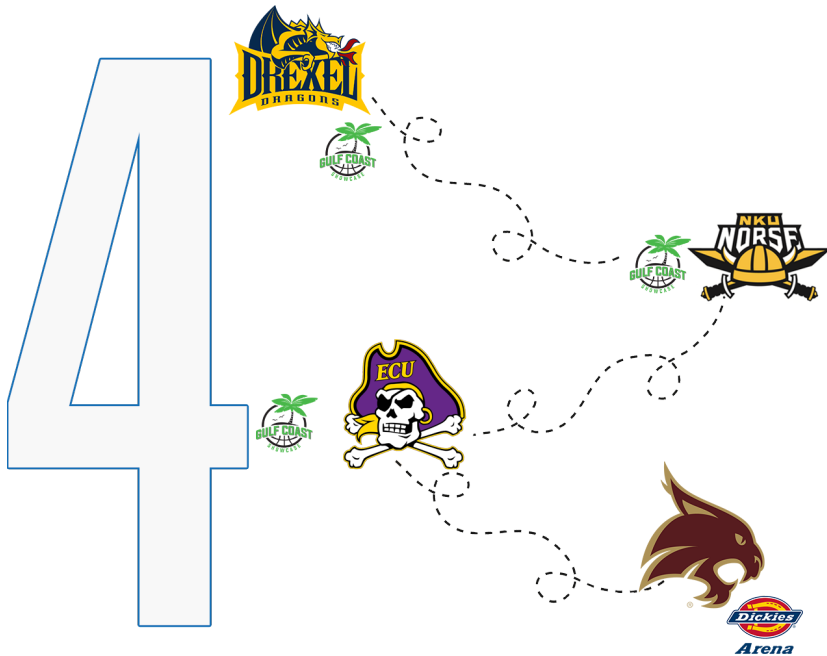
UTA vs. TOP-25 TEAMS

Nov. 19, 2019	at #8 Gonzaga	L	66-72
Nov. 17, 2019	at #14 Oregon	L	47-67
Dec. 18, 2018	at #8 Gonzaga	L	55-89
Dec. 18, 2017	at #25 Creighton	L	81-90
Nov. 21, 2017	at #25 Alabama	L	76-77
Dec. 8, 2016	at #12 Saint Mary's	W	65-51
Dec. 2, 2014	at #6 Texas	L	53-63
Nov. 25, 2014	at #1 Kentucky	L	44-92
Nov. 19, 2013	at #4 Kentucky	L	76-105
Dec. 19, 2012	at #24 Oklahoma State	L	44-69
Nov. 23, 2011	at #9 Baylor	L	65-75
Dec. 29, 2010	at #3 Kansas	L	57-82
Dec. 20, 2008	at #21 Baylor	L	76-79
Mar. 21, 2008	vs. #2 Memphis#	L	63-87
Dec. 3, 2005	at #2 Texas	L	55-93
Dec. 15, 2004	at #14 Texas	L	70-85
Jan. 2, 2004	at #19 Texas	L	79-99
Nov. 27, 2002	at #3 Texas	L	45-76
Nov. 18, 1997	at #19 Oklahoma	L	63-81
Dec. 20, 1994	at #21 New Mexico State	L	63-102
Dec. 28, 1993	vs. #14 Connecticut+	L	72-112
Dec. 21, 1992	at #17 Nebraska	L	95-116
Nov. 23, 1991	at #14 Utah	L	57-58
Dec. 6, 1986	at #11 Oklahoma	L	76-101
Feb. 7, 1985	at #14 Louisiana Tech	L	61-86
Jan. 12, 1985	vs. #14 Louisiana Tech	L	65-76
Feb. 12, 1973	vs. #13 UL Lafayette	~L	96-111
Jan. 13, 1973	at #13 UL Lafayette	~L	73-79
Dec. 18, 1970	vs. #19 Drake*	L	83-102
Dec. 4, 1970	at #18 Long Beach State	L	57-102
Dec. 1, 1970	at #15 New Mexico State	L	82-107
Feb. 26, 1970	vs. #15 Houston	L	84-102
Dec. 4, 1969	at #20 Houston	L	70-88
Feb. 22, 1968	at #1 Houston	L	75-130

NCAA Tournament | + Hilo, Hawaii | ~ UL Wins Later Vacated | * Fort Worth, TX

NEUTRAL-SITE ACTION

UTA has played four regular-season neutral-site games this year. The first three took place Thanksgiving week as part of the Gulf Coast Showcase in Estero, Fla., at Hertz Arena. The other was part of the Simmons Bank Showdown at Dickies Arena in Fort Worth against Texas State on Dec. 10.



NEUTRAL-SITE GAMES

The four neutral-site contests are tied for the most UTA has ever played in a regular season:

2005-06

- BCA Classic – Seattle, Wash. (3 Games)
- Lobo Invitational – Albuquerque, N.M. (1 Game)

1993-94

- River City Classic – Cape Girardeau, Mo. (1 Game)
- Big Island Invite – Hilo, Hawaii (3 Games)

1986-87

- Running Joe Classic – Jonesboro, Ark. (1 Game)
- Holiday Classic – Edinburg, Texas (2 Games)
- Heritage Classic – Des Moines, Iowa (1 Game)

BY THE NUMBERS

9 After starting Sun Belt Conference play 4-1 last year, the Mavs finished 7-10. Every single one of those losses came by 10 points or less, and only by an average margin of 5.6 points. **Nine of those setbacks in league play were by single digits, representing the most in a single season in program history.**



Kade Douglas is heralded as a 3-star prospect by well-respected recruiting service 247Sports. Additionally, he is ranked as the #39 combo guard in the nation and the #31 overall recruit in Texas.

A three-year letterwinner with Lancaster High school just 30 minutes from UTA's campus, Douglas is an impact maker in all phases of the game as last year he averaged 15 points, 4.7 rebounds, 7 assists and 2.3 steals per contest.

He has already earned multiple awards at the 5A level, including being named to the 2021-22 District 14-5A First Team and as the 2020-21 District 14-5A Sophomore of the Year.

NATION-WIDE CONFERENCE CHANGES

UTA moving to the WAC this year represented just one of 26 schools in a different conference this season than 2021-22:

- Austin Peay (Ohio Valley to ASUN)
- Belmont (Ohio Valley to Missouri Valley)
- Bryant (Northeast to America East)
- Chicago State (WAC to Independent)
- Hampton (Big South to Colonial)
- Hartford (America East to Independent)
- James Madison (Colonial to Sun Belt)
- Lamar (WAC to Southland)
- Lindenwood (Reclassifying from D-II to Ohio Valley)
- Little Rock (Sun Belt to Ohio Valley)
- Loyola Chicago (Missouri Valley to Atlantic 10)
- Marshall (Conference USA to Sun Belt)
- Monmouth (MAAC to Colonial)
- Mount St. Mary's (Northeast to MAAC)
- Murray State (Ohio Valley to Missouri Valley)
- North Carolina A&T (Big South to Colonial)
- Old Dominion (Conference USA to Sun Belt)
- Queens (N.C.) (Reclassifying from D-II to ASUN)
- Southern Indiana (Reclassifying from D-II to Ohio Valley)
- Southern Miss (Conference USA to Sun Belt)
- Southern Utah (Big Sky to WAC)
- Stonehill (Reclassifying from D-II to Northeast)
- Stony Brook (America East to Colonial)
- Texas A&M-Commerce (Reclassifying from D-II to Southland)
- UIC (Horizon to Missouri Valley)

HOME-COURT ADVANTAGE

UTA celebrated the 10-year anniversary of the College Park Center on Feb. 5, 2022, against Appalachian State. The CPC opened on Feb. 1, 2012, with the Mavs capping a men's and women's doubleheader with a 67-66 victory over UTSA in front of a then-school-record crowd of 6,228.

CPC ATTENDANCE HIGHS

1)	6,421	11/16/12	MBB vs. Oklahoma
2)	6,336	3/22/17	MBB vs. CSU Bakersfield (NIT)
3)	6,228	2/1/12	M/WBB vs. UTSA
4)	6,186	1/24/19	WBB vs. Georgia Southern
5)	6,105	12/3/15	MBB vs. North Texas
6)	5,714	1/16/20	WBB vs. Louisiana
7)	5,390	3/20/17	MBB vs. Akron (NIT)
8)	5,272	2/11/12	MBB vs. Texas State
9)	5,033	1/23/16	MBB vs. Little Rock
10)	5,011	2/9/17	WBB vs. Little Rock

UTA won its 100th all-time game at the College Park Center with a 62-57 victory over Troy on Jan. 1, 2022.

YEAR	RECORD	PERCENTAGE
2011-12	4-0	1.000
2012-13	7-8	.467
2013-14	9-5	.643
2014-15	9-5	.643
2015-16	13-2	.867
2016-17	14-1*	.933
2017-18	13-2	.867
2018-19	9-5	.643
2019-20	8-8	.500
2020-21	9-4	.692
2021-22	8-4	.667
2022-23	4-5	.444
TOTAL	107-49	.686

* Tied for the most home wins in single-season program history along with 2007-08. The only loss was a four-point setback to Cal State Bakersfield in the NIT Quarterfinals.




ABOUT THE CPC

The Mavericks have called the beautiful College Park Center home since the 7,000 all chair-back seat multi-purpose arena opened in 2012. The \$78 million project broke ground on March 5, 2010, and opened less than two years later. The arena is part of a 20-acre section of campus known as the College Park District, which includes a residence hall, student apartments, a 4.62 acre park, restaurants and three parking garages. The arena features 4,055 lower bowl seats, in addition to a 2,800-square-foot hospitality suite. A distinctive feature is a center hung 4-sided Daktronics LED scoreboard with an additional end zone LED display, ribbon displays and scorer's table. The lower concourse contains sports medicine facilities, two full-sized practice courts, a 2,500-sq-ft weight room, a press center, an academic support study center and coaches' office suites. In addition to UTA basketball and volleyball games, the facility hosts a variety of concerts, speaking engagements and other events. The WNBA's Dallas Wings also call College Park Center home during their season.



TEXAS HALL -- THE HOME BEFORE COLLEGE PARK CENTER



Prior to the College Park Center, the Mavs called Texas Hall home – which was one of most unique venues in all of college athletics. Opened on Oct. 18, 1965 – with the first-ever performer being Louis Armstrong – the initial basketball game was contested on Dec. 1 that same year against East Texas State.

The on-campus proscenium theater, which is still in use today, put the Mavs and their opponent on an elevated stage with 600 bench seats on the back of the stage and the remainder of the 4,200 capacity in theater-style seating on the other side of the court separated into a lower level and balcony section.

In 1997, Sports Illustrated named Texas Hall as "The Best Place In America To Watch College Basketball." For the final 12 years in which games were played in Texas Hall, they were contested on the floor which was used at the 1999 Men's Final Four at Tropicana Field in St. Petersburg, Fla. **UTA accumulated a 351-222 (.613) all-time record on "The Stage" from 1965-2012.**

ABOUT UT ARLINGTON

GENERAL INFORMATION

Location.....Arlington, Texas
 Enrollment.....48,000
 Founded.....1895
 Conference Affiliation.....Western Athletic Conference (WAC)
 President.....Jennifer Cowley (1st Year)
 Director Of Athletics.....Jon Fagg (1st Year)

HISTORY

First Season / Current Season.....1959-60 / 64th
 All-Time Record.....795-997 (.444)
 Record In College Park Center (2012-Present).....107-49 (.686)

Years In Western Athletic Conference...1 (2012-13, 2022-Present)
 All-Time WAC Record.....13-13 (.500)
 WAC Regular Season Championships.....0
 WAC Tournament Championships.....0
 WAC Tournament Finalist.....1 (2013)

Years In Sun Belt Conference.....9 (2013-22)
 All-Time Sun Belt Record.....94-72 (.566)
 Sun Belt Regular Season Championships.....1 (2017)
 Sun Belt Tournament Championships.....0
 Sun Belt Tournament Finalist.....2 (2018, 2019)

Years In Southland Conference.....48 (1964-2012)
 All-Time Southland Record.....289-354 (.442)
 Southland Regular Season Championships.....2 (2004, 2012)
 Southland Tournament Championships.....1 (2008)

NCAA Tournament Appearances.....1 (2008)
 NCAA Tournament Record.....0-1
 NIT Appearances.....3 (1981, 2012, 2017)
 NIT Record.....2-3
 CIT Appearances.....2 (2013, 2016)
 CIT Record.....1-2

2021-22 REVIEW

Overall Record.....11-18
 Sun Belt Record.....7-10
 Sun Belt Finish.....9th
 Sun Belt Tournament Finish....First Round (Lost vs. Louisiana, 67-64)
 Home / Away / Neutral.....8-4 / 3-13 / 0-1

Located in the heart of the Dallas-Fort Worth Metroplex, The University of Texas at Arlington is the largest institution in North Texas and the second-largest in the UT System.

In 2021, UTA was reaffirmed as a Carnegie R-1 "Very High Research Activity" institution and also designated as a Texas Tier One institution. Further, the University also received the 2021 Higher Education Excellence in Diversity Award for outstanding commitment to diversity, equity, and inclusion in higher education. The University ranks No. 1 nationally in Military Times' annual "Best for Vets: Colleges" list, is designated as a Hispanic Serving-Institution and an Asian American, Native American, Pacific Islander-Serving Institution by the U.S. Department of Education, and has the third-most ethnically diverse undergraduate population in the United States (U.S. News & World Report, 2022).

UT Arlington's approximately 250,000 alumni occupy leadership positions at many of the 23 Fortune 500 companies headquartered in North Texas and contribute to the University's \$22.2 billion annual economic impact on Texas.

#BuckEm x #OnePlayOneDay

UTA HISTORY

Founded in 1895 as Arlington College, a private school for younger children, UT Arlington had a succession of names and ownerships until it was officially designated as the University of Texas at Arlington on Mar. 13, 1967 – a couple of years after it was transferred into the University of Texas System.

- 1895-1902: Arlington College
- 1902-1913: Carlisle Military Academy
- 1913-16: Arlington Training School
- 1916-17: Arlington Military Academy
- 1917-23: Grubb's Vocational College

**Became A Branch Of The Texas A&M System In 1917*

- 1923-1949: North Texas Agricultural College
- 1949-67: Arlington State College

**Transitioned To A Four-Year Division-I School In 1959
 Became A Branch Of The University of Texas System In 1965

- 1967-Present: University of Texas at Arlington

In addition to eight name changes, UTA has undergone seven nickname alterations as well since becoming a state-supported school in 1917.

1917-21
 Grubbers / Shorthorns

1921-23
 Hornets

1923-49
 Junior Aggies

1949-51
 Blue Riders

1951-71
 Rebels

1971-Present
 Mavericks



The 'Mavericks' nickname originated from one of the most influential people in Texas history: Samuel Augustus Maverick, a lawyer, politician, land baron and signer of the Texas Declaration of Independence. His name was the source of the term "maverick," which was derived from fellow ranchers who started to refer to Maverick as "independently minded" after he refused to brand his cattle. Unbranded cattle not part of the herd became labeled as "Mavericks."

Maverick was one of the largest landholders in Texas in the 1800s, owning 340,000 acres which promoted the Washington Daily Globe in 1854 to call him "the largest landholder in the world, and by far the wealthiest citizen in Texas." He was the Mayor of San Antonio from 1839-40, and UTA utilized the "Sam Maverick" mascot beginning in 1983 for 2+ decades (picture above).

2022-23 UT ARLINGTON MEN'S BASKETBALL ROSTER



No.	Name	Pos.	Ht.	Wt.	Yr.	Hometown / High School / Previous School(s)
00	Aaron Cash	G	6-6	210	R-Sr.	San Francisco, Calif. / Word of God Christian Academy / Texas A&M / Grayson / Saint Augustine's
1	Chendall Weaver	G	6-3	164	Fr.	Mansfield, Texas / Mansfield Timberview
2	Brandon Walker	F	6-7	260	Fr.	Oak Cliff, Texas / Oak Cliff Faith Family Academy
3	Taj Anderson	G	6-4	171	Jr.	Queens, N.Y. / Quality Education Academy / Indian Hills CC
4	Kyron Gibson	G	6-1	198	Jr.	Alexandria, La. / Peabody Magnet / Lee College / Angelina College
5	Brandyn Talbot	G	6-5	181	So.	Toronto, Ontario / Dream City Christian
10	Shaysten Cornish	G	6-0	196	R-So.	Arlington, Texas / Oak Cliff Faith Family Academy / TCC / Mountain View CC
12	Damonze Woods	F	6-7	205	Fr.	Amarillo, Texas / Amarillo
14	Cash Clayton	G	6-2	173	R-Fr.	Austin, Texas / Lake Travis / Texas Tech
21	Pedro Castro	G	6-6	196	Gr.	Fort Worth, Texas / Brewer / Houston Baptist / Blinn / UTA
22	Shemar Wilson	F	6-9	215	So.	Avondale, Ariz. / Tolleson Union / Phoenix College
23	Dario Domingos	F	6-8	261	So.	Luanda, Angola / Quality Education Academy / New Mexico JC
24	Montez Young Jr.	F	6-5	192	So.	Waxahachie, Texas / Waxahachie
55	Marion Humphrey	G	6-3	192	R-Jr.	Hoover, Ala. / Hoover / Salt Lake CC / San Diego

COACHING STAFF

Head Coach.....Greg Young (Howard Payne '86 / 2nd Year As HC)
Young Prior....2009-13: UTA Assistant / 2013-21: UTA Associate HC
NCAA D-I HC Career Record...18-32 (.360) In 2nd Season Season
JUCO HC Career Record.....168-139 (.547) In 10 Seasons
Associate Head Coach..Royce Johnson (Thomas Edison '13 / 5th Year)
Assistant Coach.....Dwight Thorne II (Colorado '10 / 2nd Year)
Assistant Coach.....Cinco Boone (Eastern New Mexico '02 / 1st Year)

SUPPORT STAFF

Director Of Operations...Parker Eidson (Tennessee '16 / 5th Year)
Director of Scouting & Video..John Putyrski (Illinois State '16 / 1st Year)
Strength & Conditioning Coach..Matt Segura (Chico State '09 / 2nd Year)
Athletic Trainer.....Royal Milton III (Nicholls State '13 / 3rd Year)
Graduate Manager.....Jalen Jones (UT Arlington '17 / 2nd Year)
Graduate Manager.....Sam Tarver (Tennessee '20 / 2nd Year)
Graduate Manager...Jacob Mahjoub (UT Arlington '21 / 2nd Year)
Administrative Assistant...Rachael Morgan (McMurry '13 / 5th Year)
Communications.....Jason MacBain (St. Bonaventure '08 / 5th Year)

ROSTER BREAKDOWN

RETURNERS (4) / STARTERS (0).....**2021-22 STATS / NOTES**
#5 So. Brandyn Talbot.....3.4 PPG / 1 RPG (Started 3 Games)
#21 Gr. Pedro Castro..7.1 PPG / 3.8 RPG / DNP Final 20 Games (Back)
#22 So. Shemar Wilson.....5.2 PPG / 3.8 RPG (Started 4 Games)
#24 So. Montez Young Jr......3.2 PPG / 4.1 RPG (Started 5 Games)

LOST (10).....**REASON**
David Azore.....Graduated (Playing Professionally In Iceland)
Carson Bischoff.....Graduated
Jack Hoiberg.....Graduated
Javon Levi.....Graduated
Lazaro Rojas.....Graduated (Playing Professionally In Brazil)
Patrick Mwamba.....Transferred To Oral Roberts (D-I)
Nicolas Elame.....Transferred To Longwood (D-I)
Kaodirichi Akobundu-Ehiogu.....Transferred To Memphis (D-I)
Antonio Romanelli.....Walk-On / Mutual Parting
Nathaniel Spurgeon.....Walk-On / Graduated

PRONUNCIATIONS

- 1: KEN-dull
- 5: BRAND-in
- 22: shuh-MARR
- 3: taj-JH (like Taj Mahal)
- 10: SHAY-stin
- 23: do-min-gose
- 4: ky-RIN
- 12: duh-MONZ

The official hashtag of the program has been **#OnePlayOneDay** since Greg Young used it in his introductory press conference on Apr. 8, 2021. The meaning behind it is simply that in order to build a program you have to take it **ONE PLAY** and **ONE DAY** at a time.

HEAD COACH GREG YOUNG

COACHING CAREER

1986-90: Texas Wesleyan – Assistant
 1990-91: Cleburne HS – Assistant
 1991-94: Eastern New Mexico – Assistant
 1994-98: Lamar CC (Colorado) – Head
 1998-00: Hill College – Head
 2000-05: Texas State – Recruiting Coordinator
 2005-09: Jacksonville College (Texas) – Head
 2009-13: UT Arlington – Assistant
 2013-21: UT Arlington – Associate
 2021-Present: UT Arlington – Head

PLAYING CAREER

1982-86: Howard Payne
 Team Captain: Senior Year

EDUCATION

Howard Payne: 1986
 Bachelor's In Physical Education

Texas Wesleyan: 1990
 Master's in Education

PERSONAL

Wife: Nicole
 Daughter: Reagan



Famed WWE personality The Undertaker (Mark Calaway) played basketball at Texas Wesleyan University, about 20 minutes down I-30 from UTA in Fort Worth. **Young was an assistant coach at TWU during Calaway's time with the Rams in the mid-80s.**

UTA HEAD COACHING HISTORY

Coch	Years	W	L	Pct.
Tom Tinker	1959-66	54	113	.323
Barry Dowd	1966-76	90	168	.349
Bob "Snake" LeGrand	1976-87	122	184	.399
Jerry Stone	1987-88	7	22	.241
Mark Nixon	1988-92	56	59	.487
Eddie McCarter	1992-06	179	211	.459
Scott Cross	2006-18	225	161	.584
Chris Ogden	2018-21	44	47	.484
Greg Young	2021-	18	32	.360
TOTAL		795	997	.444

A veteran on the UT Arlington men's basketball sidelines for more than a decade, Greg Young was named the ninth head coach in program history on Apr. 5, 2021. He picked up his first win with UTA versus Mary Hardin-Baylor (Nov. 13, 2021) and his first victory over a Division-I team at UC Santa Barbara (Nov. 29, 2021).

A 35-year coaching veteran with deep Lone Star State roots, Young is in his 14th season with UTA in 2022-23 after serving as an assistant (2009-13), associate (2013-21) and now head coach (2021-present) for the program.

In Young's 14+ seasons with the Mavericks, UTA has gone 237-197 (.546) and advanced to the postseason four times: 2012 NIT, 2013 CIT, 2016 CIT and 2017 NIT. The Mavs were Southland Conference regular-season champions in 2011-12, reached the Western Athletic Conference Tournament championship game in 2013 and earned the Sun Belt Conference regular-season title in 2017. Additionally, UTA went to back-to-back Sun Belt Tournament Final games in 2018 and 2019.

UTA had the 13th-hardest non-conference strength of schedule in Young's first season in 2021-22, and that prefaced a tough Sun Belt slate as every single one of the Mavs' losses came by 10 points or less and only by an average of 5.6. Nine of those losses in conference play were by single digits, setting the most in a single season in program history. UTA also set a single-season program record by having six games go to overtime – two shy of tying the all-time NCAA record. The Mavs finished 11-18 overall and 7-10 in the Sun Belt.

Prior to the 2020-21 season, Young was voted as the top assistant coach in the Sun Belt by his peers, as published by Stadium's Jeff Goodman. Goodman also recognized Young as one of the top-5 assistants in the Southland Conference in 2010-11 when the Mavs were a league member.



Young has previous head-coaching experience as he registered an overall record of 168-139 (.547) in 10 seasons as a junior college head coach. During that time, he had 55 players sign with four-year institutions, including 26 with Division-I schools.

Young came to UT Arlington from Jacksonville College in Texas, where he spent four years as the head coach of the Jaguars. He also served as the school's athletic director.

Young went to Jacksonville College from Texas State where he served for five years as the Bobcats' recruiting coordinator. During his tenure, the Bobcats played in the Southland Conference Tournament each season. He signed eight top-100 players, according to Texas Hoops, during those five seasons.

Prior to his tenure at Texas State, Young was the head coach at Hill College in Hillsboro, Texas, for two seasons. He led the Rebels to consecutive Region V Tournament appearances, and in 1999-2000 led the team to the regional tournament championship game. That was the first time the school had reached the finals since 1974.

From 1994-98 Young was the head coach at Lamar Community College in Colorado. Young turned the Lopes into a Region VIX contender in his four years there, twice reaching the Region VIX Tournament quarterfinals.

Young was the assistant coach at Eastern New Mexico from 1991-94. He helped lead the Greyhounds to the Lone Star Conference title in 1992 and an appearance in the NCAA Division II Sweet Sixteen in the school's first-ever NCAA Tournament appearance.

Young also spent time as an assistant coach at Cleburne High School during the 1990-91 season and as an assistant at Texas Wesleyan from 1986-90.

A native of Cleburne, Texas, Young was a three-sport athlete at Cleburne High, lettering in football, basketball and baseball. He then went on to play basketball at Howard Payne University where he was a four-year letterman. He was named a captain his senior season and received the distinguished Paul J. Cunningham Award for excellence and dedication his senior year.



AARON CASH 00

R-Sr. × G × 6-6 × 201 × San Francisco, California

Texas A&M / Grayson / Saint Augustine's × Word of God Christian Academy



RECORD HIGHS [BLUE CAREER TEXT = D-I LEVEL]

POINTS	Career 30 @ Ranger College (3/3/21)
	Season 20 vs. UTRGV (1/19/23)
REBOUNDS	Career 12 vs. Tribulation Prep (1/30/21)
	Season 8 @ Tarleton (12/29/22)
ASSISTS	Career 5 vs. Murray State College (1/28/21)
	Season 4 vs. Hardin-Simmons (11/15/22)
STEALS	Career 3, 3x, Last @ Arkansas (1/22/22)
	Season 2, 3x, Last vs. Texas State (12/10/22)
BLOCKS	Career 4, 2x, Last @ Livingstone (1/22/20)
	Season 3 vs. North Texas (12/6/22)
FIELD GOALS MADE	Career 12 @ Ranger College (3/3/21)
	Season 7, 2x, Last vs. UTRGV (1/19/23)
FREE THROWS MADE	Career 5 vs. Temple (3/31/21)
	Season 4 vs. North Texas (12/6/22)
MINUTES	Career 35 @ California (12/21/22)
	Season 35 @ California (12/21/22)

BIO BLAST

Transferred to UTA after one year each at Texas A&M and Grayson College (JUCO) and two years at Saint Augustine's University (D-II).

2022-23: Registered 18 points against Southwestern (Nov. 12) ... tied a team high with 12 points at San Francisco (Dec. 19) ... six of eight rebounds in the 2nd half at Tarleton (Dec. 29) ... first double-figure scoring game (10) at Grand Canyon (Jan. 12) since Dec. 19 ... **season-high 20 points on a career-high-tying six 3-pointers (6-7) versus UTRGV (Jan. 19).**

2021-22 At Texas A&M: Helped the Aggies reach the NIT Championship Game ... recorded a double-double against Houston Baptist, scoring 12 points with 10 boards ... eight points and 11 boards on against #12 Kentucky.

PAINT TOUCHES

- As a redshirt sophomore at Grayson College (2020-21), averaged 15.3 PPG and 7.1 RPG, shooting 47.2% from the floor and 45.7% from 3-point range.

- Spent 2018-20 at Saint Augustine's in Raleigh, N.C. Played in six games as a freshman before suffering a season-ending injury in late November. Averaged 4.8 PPG and 3.1 RPG as a red-shirt freshman in 2019-20.

- Graduated from Raleigh's Word of God Christian Academy in 2018.

- Chose jersey #00 to use it as motivation because it's the bottom of the bottom.

- In middle school he competed at the AAU Junior Olympic Games, running track relays.

MISCELLANEOUS

	Season	Career
Double-Figure Points	7	29
20+ Points	1	7
Double-Doubles		4
5+ Rebounds	9	43
3+ Offensive Rebounds		29
• First Job: Worked in the deli at Al-bererton's; worst part: slicing cheese.		
• 'Bad' Habit: Smiling too much.		
• Bucket List: Wants to skydive.		
• Pet Peeve: Not washing your hands after using the bathroom.		

GAME-BY-GAME STATS

Opponent	Date	GS	MIN	Total		3-Pointers		Free throws		Rebounds				PF	A	TO	BLK	STL	PTS	AVG	
				FG-FGA	PCT	3FG-3FGA	PCT	FT-FTA	PCT	OFF	DEF	TOT	AVG								
at Oklahoma St.	11/07/2022	*	16:58	2-4	.500	0-1	.000	2-3	.667	2	0	2	2.0	2	0	1	0	2	6	6.0	
Southwestern (TX)	11/12/2022	*	19:59	7-10	.700	2-4	.500	2-2	1.000	2	0	2	2.0	2	0	1	0	1	18	12.0	
Hardin-Simmons	11/15/2022	*	20:06	1-4	.250	1-2	.500	2-2	1.000	2	5	7	3.7	1	4	2	0	0	5	9.7	
Nevada	11/18/2022	*	20:55	1-5	.200	1-5	.200	0-0	.000	0	2	2	3.3	3	1	4	0	2	3	8.0	
vs Drexel	11/21/2022	*	17:45	1-4	.250	0-1	.000	0-0	.000	2	3	5	3.6	3	0	1	1	0	2	6.8	
vs Northern Ky.	11/22/2022	*	30:30	6-7	.857	2-3	.667	0-0	.000	1	4	5	3.8	3	2	1	0	0	14	8.0	
vs East Carolina	11/23/2022	*	24:33	3-5	.600	2-3	.667	0-0	.000	0	4	4	3.9	3	0	2	0	0	8	8.0	
Howard Payne	11/28/2022	*	19:48	6-10	.600	2-5	.400	0-0	.000	2	2	4	3.9	1	0	0	0	1	14	8.8	
at LSU	12/02/2022	*	25:58	3-10	.300	2-4	.500	0-0	.000	2	3	5	4.0	2	0	0	0	1	8	8.7	
North Texas	12/06/2022	*	24:14	3-8	.375	1-1	1.000	4-6	.667	1	4	5	4.1	1	0	0	3	0	11	8.9	
vs Texas St.	12/10/2022	*	18:24	2-4	.500	1-2	.500	0-0	.000	1	2	3	4.0	2	0	3	0	2	5	8.5	
at San Francisco	12/19/2022	*	24:30	5-8	.625	2-3	.667	0-0	.000	2	2	4	4.0	0	0	4	1	1	12	8.8	
at California	12/21/2022	*	34:43	1-10	.100	1-8	.125	0-0	.000	2	0	2	3.8	1	0	0	0	0	3	8.4	
at Tarleton St.	12/29/2022	*	19:46	2-6	.333	2-6	.333	0-0	.000	2	6	8	4.1	4	1	1	0	0	6	8.2	
SFA	12/31/2022	*	19:28	0-1	.000	0-0	.000	0-0	.000	0	3	3	4.1	1	0	1	2	1	0	7.7	
Utah Valley	01/05/2023	*	16:49	0-4	.000	0-1	.000	1-2	.500	1	4	5	4.1	2	0	2	0	1	1	7.3	
Seattle U	01/07/2023	*	25:38	2-8	.250	1-7	.143	0-0	.000	1	4	5	4.2	0	0	1	0	0	5	7.1	
at Grand Canyon	01/12/2023	*	21:48	3-6	.500	2-3	.667	2-2	1.000	1	3	4	4.2	2	0	2	0	1	10	7.3	
at New Mexico St.	01/14/2023	*	24:54	1-3	.333	1-3	.333	0-2	.000	1	1	2	4.1	2	1	5	0	0	3	7.1	
UTRGV	01/19/2023	*	13:34	7-9	.778	6-7	.857	0-0	.000	1	1	2	4.0	4	0	2	0	0	20	7.7	
at Abilene Christian	01/21/2023	*	23:41	1-8	.125	1-3	.333	0-0	.000	2	3	5	4.0	0	1	3	1	0	3	7.5	
Totals			18	464:02	57-134	.425	30-72	.417	13-19	.684	28	56	84	4.0	39	10	36	8	13	157	7.5

CAREER STATS (D-I ONLY)

				Field Goals		3-Point		F-Throws		Rebounds				Scoring						
SEASON	TEAM	GP-GS	MIN/AVG	FG-FGA	FG%	3FG-3FGA	3FG%	FT-FTA	FT%	OFF	DEF	TOT	AVG	PF-FO	A	TO	BLK	STL	PTS	AVG
2021-22	TA&M	37-1	434/11.7	39-73	.534	0-2	.000	9-17	.529	54	58	112	3.0	59-1	11	8	18	16	87	2.4
2022-23	UTA	21-18	464/22.1	57-134	.425	30-72	.417	13-19	.684	28	56	84	4.0	39-0	10	36	8	13	157	7.5
TOTAL FOR UTA		21-18	464/22.1	57-134	.425	30-72	.417	13-19	.684	28	56	84	4.0	39-0	10	36	8	13	157	7.5
TOTAL		58-19	898/15.5	96-207	.464	30-74	.405	22-36	.611	82	114	196	3.4	98-1	21	44	26	29	244	4.2



CHENDALL WEAVER

Fr. x G x 6-3 x 164 x Mansfield, Texas

Mansfield Timberview High School



RECORD HIGHS

POINTS	
Career	20 vs. Southwestern (11/12/22)
Season	Same As Career
REBOUNDS	
Career	10 @ San Francisco (12/19/22)
Season	Same As Career
ASSISTS	
Career	6 vs. UTRGV (1/19/23)
Season	Same As Career
STEALS	
Career	4 vs. Southwestern (11/12/22)
Season	Same As Career
FIELD GOALS MADE	
Career	6, 2x, Last @ New Mexico State (1/14/23)
Season	Same As Career
FREE THROWS MADE	
Career	6 @ Tarleton (12/29/22)
Season	Same As Career
3-POINT FIELD GOALS MADE	
Career	4 vs. Howard Payne (11/28/22)
Season	Same As Career
MINUTES	
Career	38 @ New Mexico State (1/14/23)
Season	Same As Career

BIO BLAST

2x WAC FRESHMAN OF THE WEEK (JAN. 9 & 23)

2022-23: One of three UTA players to score 20 points in a game (20 vs. Southwestern on Nov. 12) ... first collegiate start against Howard Payne (Nov. 28), scoring 17 points and grabbing seven rebounds ... 12 points versus Texas State (Dec. 10) and California (Dec. 21) ... **scoreless for the first time at Grand Canyon (Jan. 12); D-I high 16 points along with seven rebounds at New Mexico State (Jan. 14).**

HIGH SCHOOL: Led Mansfield Timberview to the 2022 UIL 5A State Championship Game ... 17 points and eight rebounds as a senior ... All-State and All-Tournament Team honors ... **28 points in the regional final against Amarillo and current teammate Damonze Woods.**

PAINT TOUCHES

- Sister, Chennedy Carter, is a former Texas A&M All-American and 4th overall pick of the Atlanta Dream in the 2020 WNBA Draft who is currently with the Los Angeles Sparks. In her rookie season, she became the youngest player in WNBA history to score 30 points at 21 years and 266 days when she totaled 35 against Seattle on Aug. 6, 2020.
- Has nearly 45,000 followers on TikTok and almost 1.5 million video views. He started documenting his dunk journey during COVID, and the account blew up.
- Individual basketball goal this season is to be named WAC Freshman of the Year.
- Nickname: Uno, because of his #1 jersey number.

MISCELLANEOUS

	Season	Career
Double-Figure Points	8	8
20+ Points	1	1
3+ 3-Pointers	2	2
5+ Rebounds	11	11
5+ Assists	1	1
• Favorite Restaurant: BJ's Restaurant & Brewhouse		
• Bucket List: Wants to skydive.		
• Pet Peeve: Lip Smacking • Fear: Clowns		
• Hidden Talent: Dance & Backflip		
• Goal: Own his own restaurant.		

GAME-BY-GAME STATS

Opponent	Date	GS	MIN	Total		3-Pointers		Free throws		Rebounds				PF	A	TO	BLK	STL	PTS	AVG	
				FG-FGA	PCT	3FG-3FGA	PCT	FT-FTA	PCT	OFF	DEF	TOT	AVG								
at Oklahoma St.	11/07/2022		15:46	1-3	.333	0-0	.000	0-2	.000	1	3	4	4.0	2	0	1	0	0	2	2.0	
Southwestern (TX)	11/12/2022		23:08	6-10	.600	3-5	.600	5-5	1.000	2	4	6	5.0	2	4	1	2	4	20	11.0	
Hardin-Simmons	11/15/2022		18:24	2-6	.333	1-4	.250	0-0	.000	0	1	1	3.7	2	0	1	0	0	5	9.0	
Nevada	11/18/2022		22:07	1-3	.333	1-2	.500	0-0	.000	2	4	6	4.3	4	1	0	0	0	3	7.5	
vs Drexel	11/21/2022		20:10	0-5	.000	0-3	.000	1-3	.333	1	1	2	3.8	2	0	0	1	0	1	6.2	
vs Northern Ky.	11/22/2022		23:52	1-4	.250	0-0	.000	2-4	.500	0	4	4	3.8	3	2	0	0	0	4	5.8	
vs East Carolina	11/23/2022		23:21	3-7	.429	0-1	.000	2-3	.667	1	1	2	3.6	2	0	0	1	0	8	6.1	
Howard Payne	11/28/2022	*	22:08	5-10	.500	4-7	.571	3-6	.500	1	6	7	4.0	0	4	2	0	2	17	7.5	
at LSU	12/02/2022	*	26:42	1-4	.250	0-1	.000	4-4	1.000	2	2	4	4.0	2	0	1	0	0	6	7.3	
North Texas	12/06/2022	*	29:56	3-6	.500	0-1	.000	1-1	1.000	2	3	5	4.1	3	2	4	0	2	7	7.3	
vs Texas St.	12/10/2022	*	32:08	3-5	.600	1-3	.333	5-7	.714	1	1	2	3.9	3	1	3	0	1	12	7.7	
at San Francisco	12/19/2022	*	33:23	3-7	.429	0-2	.000	2-4	.500	5	5	10	4.4	3	2	0	0	2	8	7.8	
at California	12/21/2022	*	34:52	4-8	.500	1-2	.500	3-4	.750	3	3	6	4.5	4	2	1	0	1	12	8.1	
at Tarleton St.	12/29/2022	*	33:11	2-5	.400	1-2	.500	6-6	1.000	2	3	5	4.6	4	2	0	1	1	11	8.3	
SFA	12/31/2022	*	19:30	1-6	.167	0-1	.000	4-4	1.000	1	2	3	4.5	4	0	0	0	1	6	8.1	
Utah Valley	01/05/2023	*	28:05	4-8	.500	1-1	1.000	1-3	.333	2	5	7	4.6	4	2	1	0	1	10	8.3	
Seattle U	01/07/2023	*	34:26	4-7	.571	1-4	.250	2-2	1.000	3	3	6	4.7	2	1	1	0	0	11	8.4	
at Grand Canyon	01/12/2023	*	15:25	0-4	.000	0-0	.000	0-0	.000	0	1	1	4.5	3	3	1	0	0	0	7.9	
at New Mexico St.	01/14/2023	*	37:52	6-10	.600	1-2	.500	3-6	.500	1	6	7	4.6	1	2	2	0	2	16	8.4	
UTRGV	01/19/2023	*	32:33	3-9	.333	0-3	.000	2-3	.667	2	1	3	4.6	5	6	1	0	0	8	8.4	
at Abilene Christian	01/21/2023	*	35:13	2-7	.286	0-1	.000	4-6	.667	3	4	7	4.7	2	2	1	1	2	8	8.3	
Totals			14	562:12	55-134	.410	15-45	.333	50-73	.685	35	63	98	4.7	57	36	21	6	19	175	8.3

CAREER STATS

SEASON	TEAM	GP-GS	MIN/AVG	Field Goals		3-Point		F-Throws		Rebounds				Scoring						
				FG-FGA	FG%	3FG-3FGA	3FG%	FT-FTA	FT%	OFF	DEF	TOT	AVG	PF	FO	A	TO	BLK	STL	PTS
2022-23	UTA	21-14	562/26.8	55-134	.410	15-45	.333	50-73	.685	35	63	98	4.7	57-1	36	21	6	19	175	8.3
TOTAL		21-14	562/26.8	55-134	.410	15-45	.333	50-73	.685	35	63	98	4.7	57-1	36	21	6	19	175	8.3



BRANDON WALKER 2

Fr. x F x 6-7 x 260 x Oak Cliff, Texas

Oak Cliff Faith Family Academy



RECORD HIGHS

POINTS	Career 17 vs. Hardin-Simmons (11/15/22)
	Season Same As Career
REBOUNDS	Career 8, 3x, Last vs. Howard Payne (11/28/22)
	Season Same As Career
OFFENSIVE REBOUNDS	Career 4, 2x, Last vs. Seattle U (1/7/23)
	Season Same As Career
BLOCKS	Career 1 vs. Howard Payne (11/28/22)
	Season Same As Career
ASSISTS	Career 2 @ Abilene Christian (1/21/23)
	Season Same As Career
FIELD GOALS MADE	Career 7 vs. Hardin-Simmons (11/15/22)
	Season Same As Career
FREE THROWS MADE	Career 4 @ Tarleton (12/29/22)
	Season Same As Career
MINUTES	Career 26 @ Tarleton (12/29/22)
	Season Same As Career

BIO BLAST

WAC FRESHMAN OF THE WEEK (DEC. 5)

2022-23: Nine points off the bench in his collegiate debut at Oklahoma State (Nov. 7) ... team-high-tying 17 points against Hardin-Simmons (Nov. 15) and also added eight rebounds ... equaled those eight rebounds vs. Drexel (Nov. 21) for his most against a D-I team ... most points versus a D-I opponent with 13 against Texas State (Dec. 10) ... first career start at Tarleton (Dec. 29), scoring 10 points and grabbing six boards.

HIGH SCHOOL: Helped lead Oak Cliff Faith Family Academy to the 4A State Championship as a senior ... two-time all-district selection ... ranked as the #19 player in Texas as a senior by the TB5 Basketball Report, the #21 player by Texas Boys Basketball and the #34 player by the Texas Basketball Review.

PAINT TOUCHES

- Two-time 4A All-State Team selection as both a junior and senior.
- Took on his first job the summer of his 6th-grade year. He wanted a Play-Station 4, so he helped clean, deliver and set up bounce houses to pay for the gaming console.
- Owns around 120 pairs of shoes. One of his career goals is to own his own shoe business.
- Favorite sports moment to this point came in 5th grade when he hit the game-winning shot to defeat a team led by Bronny James, LeBron's son.
- Wears #2 because that's the same number he's worn throughout his basketball career.

MISCELLANEOUS

	Season	Career
Double-Figure Points	6	6
20+ Points		
Double-Doubles		
5+ Rebounds	9	9
3+ Blocks		
• Hobby: Watching Netflix		
• Go-To-Food: Whataburger		
• Bucket List: Travel to the Maldives		
• Pet Peeve: Repeating a name		
• Fear: Wild Animals		
• Bad Habit: Procrastinating		

GAME-BY-GAME STATS

Opponent	Date	GS	MIN	Total		3-Pointers		Free throws		Rebounds				PF	A	TO	BLK	STL	PTS	AVG
				FG-FGA	PCT	3FG-3FGA	PCT	FT-FTA	PCT	OFF	DEF	TOT	AVG							
at Oklahoma St.	11/07/2022		20:00	4-6	.667	1-2	.500	0-0	.000	1	3	4	4.0	3	1	4	0	0	9	9.0
Southwestern (TX)	11/12/2022		16:19	1-2	.500	0-1	.000	3-8	.375	1	3	4	4.0	2	1	0	0	1	5	7.0
Hardin-Simmons	11/15/2022		19:08	7-12	.583	0-1	.000	3-3	1.000	4	4	8	5.3	4	1	0	0	0	17	10.3
Nevada	11/18/2022		20:26	1-6	.167	0-1	.000	2-3	.667	3	2	5	5.3	1	0	1	0	0	4	8.8
vs Drexel	11/21/2022		18:49	2-8	.250	0-2	.000	1-4	.250	0	8	8	5.8	2	0	1	0	0	5	8.0
vs Northern Ky.	11/22/2022		09:30	1-1	1.000	0-0	.000	0-0	.000	0	1	1	5.0	1	0	0	0	0	2	7.0
vs East Carolina	11/23/2022		18:50	4-8	.500	0-2	.000	1-1	1.000	1	3	4	4.9	2	0	0	0	0	9	7.3
Howard Payne	11/28/2022		14:49	5-10	.500	0-1	.000	2-2	1.000	3	5	8	5.3	1	1	1	1	1	12	7.9
at LSU	12/02/2022		15:56	5-11	.455	0-2	.000	0-0	.000	2	3	5	5.2	4	0	1	0	0	10	8.1
North Texas	12/06/2022		14:30	1-2	.500	1-2	.500	0-0	.000	1	3	4	5.1	2	0	3	0	1	3	7.6
vs Texas St.	12/10/2022		21:19	6-11	.545	0-2	.000	1-1	1.000	1	1	2	4.8	4	0	1	0	1	13	8.1
at San Francisco	12/19/2022		16:14	3-9	.333	0-2	.000	0-0	.000	1	3	4	4.8	0	1	2	0	0	6	7.9
at California	12/21/2022		11:27	3-5	.600	0-2	.000	0-0	.000	1	0	1	4.5	2	0	0	0	0	6	7.8
at Tarleton St.	12/29/2022	*	25:42	3-10	.300	0-2	.000	4-4	1.000	3	3	6	4.6	2	0	1	0	1	10	7.9
SFA	12/31/2022	*	23:03	1-10	.100	0-5	.000	2-4	.500	3	2	5	4.6	1	1	0	0	0	4	7.7
Utah Valley	01/05/2023		14:08	2-7	.286	0-1	.000	0-3	.000	2	0	2	4.4	0	0	0	0	0	4	7.4
Seattle U	01/07/2023		13:07	4-8	.500	0-0	.000	0-1	.000	4	0	4	4.4	2	0	1	0	0	8	7.5
at Grand Canyon	01/12/2023	*	11:47	0-3	.000	0-1	.000	1-2	.500	1	1	2	4.3	1	0	0	0	1	1	7.1
at New Mexico St.	01/14/2023		13:00	4-8	.500	0-2	.000	2-6	.333	1	4	5	4.3	3	0	1	0	0	10	7.3
UTRGV	01/19/2023		18:31	4-11	.364	1-2	.500	0-0	.000	1	5	6	4.4	3	0	0	0	1	9	7.4
at Abilene Christian	01/21/2023		12:15	1-3	.333	0-0	.000	0-0	.000	0	0	0	4.2	1	2	0	0	0	2	7.1
Totals		3	348:50	62-151	.411	3-33	.091	22-42	.524	34	54	88	4.2	41	8	17	1	7	149	7.1

CAREER STATS

SEASON	TEAM	GP-GS	MIN/AVG	Field Goals		3-Point		F-Throws		Rebounds				Scoring							
				FG-FGA	FG%	3FG-3FGA	3FG%	FT-FTA	FT%	OFF	DEF	TOT	AVG	PF	FO	A	TO	BLK	STL	PTS	AVG
2022-23	UTA	21-3	349/16.6	62-151	.411	3-33	.091	22-42	.524	34	54	88	4.2	41	0	8	17	1	7	149	7.1
TOTAL		21-3	349/16.6	62-151	.411	3-33	.091	22-42	.524	34	54	88	4.2	41	0	8	17	1	7	149	7.1



TAJ ANDERSON 3

Jr. × G × 6-4 × 171 × Queens, N.Y.

Indian Hills CC × Quality Education Academy



Like Taj Mahal



@TajAnderson2



@lul.skoot



Full Bio

RECORD HIGHS (BLUE CAREER TEXT = D-I LEVEL)

- POINTS**
 - Career 31 vs. Vincennes (11/24/21)
 - Season 19 vs. Southwestern (11/12/22)
- REBOUNDS**
 - Career 7, 3x, Last @ Ellsworth (3/6/21)
 - Season 3 @ Tarleton (12/29/22)
- ASSISTS**
 - Career 5 @ North Iowa Area CC (2/20/21)
 - Season 3, 4x Last vs. Stephen F. Austin (12/31/22)
- STEALS**
 - Career 6 @ Kankakee (2/12/22)
 - Season 4 @ Oklahoma State (11/7/22)
- FIELD GOALS MADE**
 - Career 11 vs. Vincennes (11/24/21)
 - Season 6 vs. Southwestern (11/12/22)
- FREE THROWS MADE**
 - Career 5 vs. Southwestern (11/12/22)
 - Season 5 vs. Southwestern (11/12/22)
- 3-POINT FIELD GOALS MADE**
 - Career 9 vs. Vincennes (11/24/21)
 - Season 2, 5x, Last vs. Utah Valley (1/5/23)
- MINUTES**
 - Career 32 vs. Northwest Florida State (3/15/22)
 - Season 23 @ Oklahoma State (11/7/22)

BIO BLAST

Transferred to UTA after two seasons at Indian Hills CC (JUCO).

2022 NJCAA All-American Honorable Mention

2022 NJCAA All-Region XI First Team

2021 NJCAA All-Region XI Second Team

2021 NJCAA Region XI All-Academic Second Team

2022-23: Consecutive double-figure scoring performances to open the year: 14 at Oklahoma State (Nov. 7) and 19 versus Southwestern (Nov. 12) ... did not play against LSU (Dec. 2) nor North Texas (Dec. 6) for personal reasons ... **10 points against Utah Valley (Jan. 5); seven points total his prior eight games.**

2021-22: Knocked down 81 3-pointers to rank as the 25th most in the nation.

PAINT TOUCHES

- Uncle Kenny Anderson played in the NBA for the New Jersey Nets and Boston Celtics; cousin Moses Brown played in the NBA for the Portland Trailblazers, Oklahoma City Thunder and Dallas Mavericks.
- Wears #3 because on his mom's side he's the 3rd child/his friend group growing up, it was their favorite number.
- Nickname: Skoota and/or Lil Skoot because he used to always scoot out of his car seat when he was a baby.
- Became known as 'Sippy Juice' after a video of him after playing great at New York City's Dyckman Park went viral and he yelled 'Sippy Juice'. He uses the green juice box emoji on social media; views it as a potential NIL opportunity for himself with a juice company.

MISCELLANEOUS

- | | Season | Career |
|----------------------|--------|--------|
| Double-Figure Points | 3 | 36 |
| 20+ Points | | 7 |
| 3+ 3-Pointers | | 22 |
| 5+ Rebounds | | 15 |
| 1+ Steals | 6 | 35 |
- Bucket List:** Own a house in Tokyo.
 - Fun Fact:** Watches Disney Channel movies – favorite is Polar Express.
 - Pet Peeve:** People who don't clean up after themselves. He rooms with Kyron Gibson who is 'very clean.'
 - Goal:** To give back to the community and travel the world.

GAME-BY-GAME STATS

Opponent	Date	GS	MIN	Total		3-Pointers		Free throws		Rebounds			PF	A	TO	BLK	STL	PTS	AVG		
				FG-FGA	PCT	3FG-3FGA	PCT	FT-FTA	PCT	OFF	DEF	TOT									
at Oklahoma St.	11/07/2022		23:02	4-11	.364	2-5	.400	4-4	1.000	0	2	2	2.0	3	0	1	0	4	14	14.0	
Southwestern (TX)	11/12/2022	*	18:36	6-13	.462	2-6	.333	5-9	.556	1	1	2	2.0	2	1	2	1	2	19	16.5	
Hardin-Simmons	11/15/2022	*	22:02	2-8	.250	2-6	.333	1-2	.500	0	0	0	1.3	1	2	1	0	3	7	13.3	
Nevada	11/18/2022	*	21:45	1-9	.111	0-6	.000	0-0	.000	0	2	2	1.5	1	1	0	0	0	2	10.5	
vs Drexel	11/21/2022	*	22:23	3-11	.273	2-6	.333	0-0	.000	0	2	2	1.6	0	0	0	0	2	8	10.0	
vs Northern Ky.	11/22/2022	*	18:30	1-5	.200	0-1	.000	0-0	.000	0	2	2	1.7	1	0	2	0	1	2	8.7	
vs East Carolina	11/23/2022	*	14:11	0-6	.000	0-4	.000	0-0	.000	0	2	2	1.7	0	0	2	0	0	0	7.4	
Howard Payne	11/28/2022		07:45	0-0	.000	0-0	.000	0-0	.000	0	1	1	1.6	1	2	0	1	0	0	6.5	
vs Texas St.	12/10/2022		09:27	0-1	.000	0-1	.000	0-0	.000	0	1	1	1.6	1	1	0	0	0	0	5.8	
at San Francisco	12/19/2022		09:24	0-2	.000	0-1	.000	0-0	.000	0	0	0	1.4	1	2	0	0	0	0	5.2	
at California	12/21/2022		10:04	0-2	.000	0-2	.000	0-0	.000	0	1	1	1.4	2	1	2	0	0	0	4.7	
at Tarleton St.	12/29/2022		18:27	1-5	.200	1-4	.250	0-0	.000	1	2	3	1.5	2	0	1	0	0	3	4.6	
SFA	12/31/2022		11:20	1-6	.167	0-4	.000	0-0	.000	0	1	1	1.5	0	2	0	0	1	2	4.4	
Utah Valley	01/05/2023		18:01	4-9	.444	2-4	.500	0-0	.000	0	0	0	1.4	1	0	1	0	0	10	4.8	
Seattle U	01/07/2023		19:05	0-5	.000	0-3	.000	0-0	.000	0	1	1	1.3	2	1	0	0	0	4.5		
at Grand Canyon	01/12/2023		11:25	0-2	.000	0-2	.000	0-0	.000	0	1	1	1.3	2	0	1	0	0	0	4.2	
Totals			6	255:26	23-95	.242	11-55	.200	10-15	.667	2	19	21	1.3	20	13	13	2	13	67	4.2

CAREER STATS (D-I ONLY)

SEASON	TEAM	GP-GS	MIN/AVG	Field Goals		3-Point		F-Throws		Rebounds				Scoring						
				FG-FGA	FG%	3FG-3FGA	3FG%	FT-FTA	FT%	OFF	DEF	TOT	AVG	PF-FO	A	TO	BLK	STL	PTS	AVG
2022-23	UTA	16-6	255/16.0	23-95	.242	11-55	.200	10-15	.667	2	19	21	1.3	20-0	13	13	2	13	67	4.2
TOTAL		16-6	255/16.0	23-95	.242	11-55	.200	10-15	.667	2	19	21	1.3	20-0	13	13	2	13	67	4.2



KYRON GIBSON 4

Jr. x G x 6-1 x 198 x Alexandria, La.

Lee College / Angelina College x Peabody Magnet HS



RECORD HIGHS (BLUE CAREER TEXT = D-I LEVEL)

POINTS

Career 35 vs. Blinn (2/16/22)
Season 20 @ Abilene Christian (1/21/23)

REBOUNDS

Career 8, 2x Last @ New Mexico State (1/14/23)
Season 8 @ New Mexico State (1/14/23)

ASSISTS

Career 14 vs. Coastal Bend (2/23/22)
Season 12 vs. UTRGV (1/19/23)

STEALS

Career 3, 7x Last @ San Francisco (12/19/22)
Season 3 @ San Francisco (12/19/22)

FIELD GOALS MADE

Career 12 at Blinn (1/22/22)
Season 8 vs. Texas State (12/10/22)

FREE THROWS MADE

Career 11 vs. Blinn (2/16/22)
Season 5 @ Oklahoma State (11/7/22)

3-POINT FIELD GOALS MADE

Career 7 @ Blinn (1/22/22)
Season 4 @ Abilene Christian (1/21/23)

MINUTES

Career 44 @ Angelina (2/19/22)
Season 35, 2x Last vs. UTRGV (1/19/23)

MISCELLANEOUS

	Season	Career
Double-Figure Points	10	47
20+ Points	1	12
Double-Doubles		9
Double-Figure Assists	1	11
3+ 3-Pointers	2	16

- **Fun Fact:** Loves math.
- **Bucket List:** Wants to travel out of the country; Paris and Cancun are on his short list.
- **Pet Peeve:** Show-Offs | • **Fear:** Snakes
- **First Job(s):** Hardy's as a line cook and Walmart employee.
- **Favorite Movie:** Stomp The Yard

CAREER STATS (D-I ONLY)

SEASON	TEAM	GP-GS	MIN/AVG	Field Goals		3-Point		F-Throws		Rebounds				Scoring						
				FG-FGA	FG%	3FG-3FGA	3FG%	FT-FTA	FT%	OFF	DEF	TOT	AVG	PF-FO	A	TO	BLK	STL	PTS	AVG
2022-23	UTA	20-19	546/27.3	73-187	.390	31-79	.392	32-54	.593	8	34	42	2.1	41-0	71	47	4	20	209	10.5
TOTAL		20-19	546/27.3	73-187	.390	31-79	.392	32-54	.593	8	34	42	2.1	41-0	71	47	4	20	209	10.5

BIO BLAST

Spent last season at Lee College (JUCO), and the two prior – one of which was canceled due to COVID – at Angelina College (JUCO). NJCAA All-American Second Team and All-Region XIV First Team last year.

2022-23: Did not play against Hardin-Simmons (Nov. 15) to rest a foot injury ... has led UTA in scoring a team-high eight times ... 19 points against Texas State (Dec. 10) ... **2+ 3-pointers in nine of the last 11 games ... season-high 20 points on a season-best four 3-pointers at Abilene Christian (Jan. 21).**

2021-22: Notched seven double-doubles ... recorded 20 or more points 10 times ... 206 total assists ranked as the 7th-most in the nation ... made 70 3-pointers.

PAINT TOUCHES

• Averaged 17 points, 6.4 assists and 3.9 rebounds per contest last year as a sophomore, leading Lee to the NJCAA Region XIV Championship.

• His 2020-21 season at Angelina was canceled due to COVID.

• As a freshman at Angelina (2019-20), he averaged 7.2 points, 4.3 assists and 2.4 rebounds over 30 games.

• Won a state championship and was a two-time All-Cenla (Central Louisiana) selection and two-time all-district member. As a senior he averaged 17.7 PPG.

• Jersey #4: The same number he wore in high school.

• Hobby is simply watching his favorite teams – the Los Angeles Lakers and Baltimore Ravens.

GAME-BY-GAME STATS

Opponent	Date	GS	MIN	Total		3-Pointers		Free throws		Rebounds				PF	A	TO	BLK	STL	PTS	AVG	
				FG-FGA	PCT	3FG-3FGA	PCT	FT-FTA	PCT	OFF	DEF	TOT	AVG								
at Oklahoma St.	11/07/2022		25:11	2-9	.222	0-3	.000	5-5	1.000	1	1	2	2.0	0	3	3	0	1	9	9.0	
Southwestern (TX)	11/12/2022	*	17:18	1-5	.200	1-3	.333	1-2	.500	1	2	3	2.5	1	2	1	0	1	4	6.5	
Nevada	11/18/2022	*	22:24	0-2	.000	0-0	.000	3-8	.375	0	3	3	2.7	3	0	4	0	2	3	5.3	
vs Drexel	11/21/2022	*	25:12	4-8	.500	1-3	.333	2-2	1.000	0	2	2	2.5	1	3	3	0	0	11	6.8	
vs Northern Ky.	11/22/2022	*	23:19	2-4	.500	1-1	1.000	1-2	.500	0	3	3	2.6	0	3	3	0	0	6	6.6	
vs East Carolina	11/23/2022	*	27:04	5-13	.385	2-5	.400	1-1	1.000	1	1	2	2.5	2	3	2	0	1	13	7.7	
Howard Payne	11/28/2022	*	23:32	4-11	.364	1-5	.200	0-0	.000	1	1	2	2.4	0	3	1	0	1	9	7.9	
at LSU	12/02/2022	*	22:38	2-8	.250	1-5	.200	1-4	.250	0	1	1	2.3	2	2	1	1	1	6	7.6	
North Texas	12/06/2022	*	27:33	3-8	.375	1-3	.333	0-0	.000	0	0	0	2.0	3	2	3	1	1	7	7.6	
vs Texas St.	12/10/2022	*	33:56	8-16	.500	2-5	.400	1-2	.500	0	0	0	1.8	2	4	2	0	1	19	8.7	
at San Francisco	12/19/2022	*	26:28	5-8	.625	2-3	.667	0-2	.000	0	4	4	2.0	0	4	3	0	3	12	9.0	
at California	12/21/2022	*	31:02	2-6	.333	2-5	.400	3-3	1.000	0	1	1	1.9	3	2	2	0	2	9	9.0	
at Tarleton St.	12/29/2022	*	22:10	5-13	.385	2-5	.400	3-4	.750	0	1	1	1.8	4	1	4	0	1	15	9.5	
SFA	12/31/2022	*	28:37	5-9	.556	2-4	.500	2-2	1.000	1	2	3	1.9	4	5	3	0	0	14	9.8	
Utah Valley	01/05/2023	*	32:38	4-10	.400	3-5	.600	2-4	.500	0	1	1	1.9	4	2	1	0	2	13	10.0	
Seattle U	01/07/2023	*	34:37	5-11	.455	2-4	.500	1-2	.500	0	2	2	1.9	2	7	2	0	0	13	10.2	
at Grand Canyon	01/12/2023	*	22:31	5-12	.417	1-2	.500	0-3	.000	0	0	0	1.8	2	4	2	1	1	11	10.2	
at New Mexico St.	01/14/2023	*	33:06	2-14	.143	2-6	.333	2-2	1.000	2	6	8	2.1	3	6	1	1	1	8	10.1	
UTRGV	01/19/2023	*	35:06	3-9	.333	1-5	.200	0-2	.000	0	3	3	2.2	2	12	1	0	0	7	9.9	
at Abilene Christian	01/21/2023	*	31:36	6-11	.545	4-7	.571	4-4	1.000	1	0	1	2.1	3	3	5	0	1	20	10.5	
Totals			19	545:57	73-187	.390	31-79	.392	32-54	.593	8	34	42	2.1	41	71	47	4	20	209	10.5



BRANDYN TALBOT 5

So. x G x 6-5 x 181 x Toronto, Ontario

Dream City Christian School



RECORD HIGHS

POINTS	Career 15 vs. Northern Kentucky (11/22/22)
	Season 15 vs. Northern Kentucky (11/22/22)
REBOUNDS	Career 8 vs. Howard Payne (12/22/20)
	Season 4 vs. Howard Payne (11/28/22)
ASSISTS	Career 5 vs. UTRGV (1/19/23)
	Season 5 vs. UTRGV (1/19/23)
STEALS	Career 2, 2x, Last @ LSU (12/2/22)
	Season 2, 2x, Last @ LSU (12/2/22)
FIELD GOALS MADE	Career 5, 2x Last vs. Northern Kentucky (11/22/22)
	Season 5 vs. Northern Kentucky (11/22/22)
FREE THROWS MADE	Career 4, 2x, Last @ San Francisco (12/19/22)
	Season 4 @ San Francisco (12/19/22)
3-POINT FIELD GOALS MADE	Career 5 vs. Northern Kentucky (11/22/22)
	Season 5 vs. Northern Kentucky (11/22/22)
MINUTES	Career 26 vs. Louisiana (1/13/22)
	Season 21 @ LSU (12/2/22)

BIO BLAST

2022-23: Double-figure points in consecutive games for just the second time in his career on Nov. 12 and 15 (11 versus Southwestern and 10 against Hardin-Simmons) ... knocked down a career-best five 3-pointers for a career-high 15 points against Northern Kentucky (Nov. 22), including the game-icing triple with under 30 seconds remaining ... two 3-pointers at both Grand Canyon (Jan. 12) and New Mexico State (Jan. 14); first occurrence of 2+ triples in consecutive games this year ... **career-high five assists against zero turnovers versus UTRGV (Jan. 19).**

2021-22: Averaged 3.5 points per game ... averaged one made 3-pointer per game, but also one every 8.2 minutes of game action.

PAINT TOUCHES

- Has lived on his own/with high school teammates since he moved to the United States in 2015-16.
- Has seven other siblings; he is the middle child.
- Favorite Sports Memory: Michael Jordan's game-winning shot over Bryon Russell to win Game 6 of the 1998 NBA Finals. He has that iconic photo framed in his apartment.
- Bad Habit: Procrastinating
- Averaged 12.4 points, 2.9 assists and 2.4 rebounds per game playing against some of the best competition in the country as a high school senior in 2019-20; Dream City was ranked as high as #21 in the nation by USA Today that year.

MISCELLANEOUS

	Season	Career
Double-Figure Points	3	7
20+ Points		
2+ 3-Pointers	4	11
3+ Rebounds	3	8
1+ Steals	3	10

- **First Job:** Construction worker putting down garage flooring.
- **Bucket List:** Travel to another continent
- **Pet Peeve:** Lying | • **Fear:** Death
- **Hidden Talent:** Dunking (check his TikTok).

GAME-BY-GAME STATS

Opponent	Date	GS	MIN	Total			3-Pointers		Free throws		Rebounds				Other					
				FG-FGA	PCT	3FG-3FGA	PCT	FT-FTA	PCT	OFF	DEF	TOT	AVG	PF	A	TO	BLK	STL	PTS	AVG
at Oklahoma St.	11/07/2022	*	15:36	1-3	.333	0-2	.000	0-0	.000	1	1	2	2.0	0	1	0	0	2	2	2.0
Southwestern (TX)	11/12/2022		19:48	3-7	.429	3-6	.500	2-3	.667	0	0	0	1.0	3	2	1	0	0	11	6.5
Hardin-Simmons	11/15/2022		20:11	4-9	.444	1-5	.200	1-1	1.000	0	0	0	0.7	0	3	0	0	0	10	7.7
Nevada	11/18/2022		14:10	1-8	.125	0-7	.000	2-2	1.000	0	1	1	0.8	0	0	0	0	0	4	6.8
vs Drexel	11/21/2022		09:56	1-2	.500	1-2	.500	0-0	.000	0	1	1	0.8	2	1	1	0	0	3	6.0
vs Northern Ky.	11/22/2022		20:20	5-8	.625	5-8	.625	0-0	.000	0	3	3	1.2	2	1	2	0	0	15	7.5
vs East Carolina	11/23/2022		20:18	2-7	.286	0-3	.000	0-0	.000	0	1	1	1.1	0	2	0	0	0	4	7.0
Howard Payne	11/28/2022		17:45	1-7	.143	0-5	.000	0-0	.000	0	4	4	1.5	1	1	0	2	0	2	6.4
at LSU	12/02/2022		21:19	1-8	.125	1-5	.200	0-0	.000	0	3	3	1.7	0	1	1	0	2	3	6.0
North Texas	12/06/2022		14:11	1-3	.333	1-3	.333	0-0	.000	0	1	1	1.6	1	2	0	0	0	3	5.7
vs Texas St.	12/10/2022		02:06	0-0	.000	0-0	.000	0-0	.000	0	0	0	1.5	0	0	0	0	0	0	5.2
at San Francisco	12/19/2022		13:25	2-5	.400	0-3	.000	4-4	1.000	0	1	1	1.4	0	0	1	0	0	8	5.4
at California	12/21/2022		07:19	0-2	.000	0-1	.000	0-0	.000	0	0	0	1.3	0	1	0	0	1	0	5.0
at Tarleton St.	12/29/2022		15:55	0-4	.000	0-3	.000	0-0	.000	0	0	0	1.2	2	0	3	0	0	0	4.6
SFA	12/31/2022		03:05	0-0	.000	0-0	.000	0-0	.000	0	1	1	1.2	0	0	0	0	0	0	4.3
at Grand Canyon	01/12/2023		19:19	2-6	.333	2-3	.667	0-0	.000	1	0	1	1.2	0	2	1	0	0	6	4.4
at New Mexico St.	01/14/2023		19:04	2-3	.667	2-3	.667	2-2	1.000	0	0	0	1.1	1	1	1	0	0	8	4.6
UTRGV	01/19/2023		17:46	1-5	.200	1-4	.250	2-2	1.000	0	0	0	1.1	1	5	0	0	0	5	4.7
at Abilene Christian	01/21/2023		11:59	2-4	.500	1-3	.333	0-0	.000	0	0	0	1.0	1	0	1	0	0	5	4.7
Totals			1 283:32	29-91	.319	18-66	.273	13-14	.929	2	17	19	1.0	14	23	12	2	5	89	4.7

CAREER STATS

SEASON	TEAM	GP-GS	MIN/AVG	Field Goals		3-Point		F-Throws		Rebounds				Scoring						
				FG-FGA	FG%	3FG-3FGA	3FG%	FT-FTA	FT%	OFF	DEF	TOT	AVG	PF	FO	A	TO	BLK	STL	PTS
2020-21	UTA	12-0	100/8.3	12-38	.316	8-28	.286	7-12	.583	0	15	15	1.3	11-0	7	12	1	1	39	3.3
2021-22	UTA	24-3	281/11.7	29-85	.341	23-73	.315	2-2	1.000	2	18	20	0.8	15-0	14	19	1	6	83	3.5
2022-23	UTA	19-1	284/14.9	29-91	.319	18-66	.273	13-14	.929	2	17	19	1.0	14-0	23	12	2	5	89	4.7
TOTAL		55-4	664/12.1	70-214	.327	49-167	.293	22-28	.786	4	50	54	1.0	40-0	44	43	4	12	211	3.8



DAMONZE WOODS 12

Fr. x F x 6-7 x 205 x Amarillo, Texas

Amarillo High School



Full Bio

RECORD HIGHS

POINTS	
Career	8 vs. Howard Payne (11/28/22)
Season	Same As Career
REBOUNDS	
Career	3, 2x, Last @ Grand Canyon (1/12/23)
Season	Same As Career
OFFENSIVE REBOUNDS	
Career	2 @ Grand Canyon (1/12/23)
Season	Same As Career
BLOCKS	
Career	1 vs. Howard Payne (11/28/22)
Season	Same As Career
ASSISTS	
Career	
Season	Same As Career
FIELD GOALS MADE	
Career	4 vs. Howard Payne (11/28/22)
Season	Same As Career
FREE THROWS MADE	
Career	2 vs. East Carolina (11/23/22)
Season	Same As Career
MINUTES	
Career	15 vs. Howard Payne (11/28/22)
Season	Same As Career

BIO BLAST

2022-23: Collegiate debut against Southwestern (Nov. 12) ... scored his first collegiate points with four versus Hardin-Simmons (Nov. 15) ... first points against a D-I opponent with two free throws opposite East Carolina (Nov. 23) ... season-best eight points versus Howard Payne (Nov. 28) ... played for the first time since Nov. 28 at Grand Canyon (Jan. 12), securing three rebounds in four minutes.

HIGH SCHOOL: Averaged 10 points and six rebounds per game as a senior ... helped lead Amarillo to the **UIL 5A state semifinals** for the second-straight year in 2022, falling to **current UTA teammate Chendall Weaver and Mansfield Timberview** ... as a junior, he led the Sandies to the UIL 5A state semifinals ... also was a member of the Amarillo track and field team.

PAINT TOUCHES

- District 3-5A First Team and Region 1-5A First Team as a high school senior in 2021-22. As a junior, he garnered 5A all-state honors.
- Played for Team Griffin on the Nike EYBL Circuit.
- One of seven siblings; he's the youngest at 19 years old – the oldest is 24.
- Bucket List/Dream: To be an F1 Driver; his father, Shawn, owns a car dealership and has a lot of fast cars, so that's where the passion started.
- While on the Amarillo High School track & field team, he won two bronze medals at the state championship in the 4x400-meter relays.

MISCELLANEOUS

- | | Season | Career |
|-------------------------------|--------|--------|
| Double-Figure Points | | |
| 20+ Points | | |
| Double-Doubles | | |
| Double-Figure Rebounds | | |
| 3+ Blocks | | |
- **Favorite Food:** Hibachi
 - **Pet Peeve:** When people constantly repeat his name.
 - **Fears:** Dogs & Clowns
 - **Nickname:** D-Woods

GAME-BY-GAME STATS

Opponent	Date	GS	MIN	Total		3-Pointers		Free throws		Rebounds				PF	A	TO	BLK	STL	PTS	AVG
				FG-FGA	PCT	3FG-3FGA	PCT	FT-FTA	PCT	OFF	DEF	TOT	AVG							
Southwestern (TX)	11/12/2022		05:34	0-0	.000	0-0	.000	0-0	.000	1	0	1	1.0	2	0	1	0	0	0	0.0
Hardin-Simmons	11/15/2022		04:54	2-3	.667	0-0	.000	0-2	.000	0	1	1	1.0	2	0	0	0	0	4	2.0
vs East Carolina	11/23/2022		09:43	0-1	.000	0-0	.000	2-4	.500	1	2	3	1.7	1	0	0	0	0	2	2.0
Howard Payne	11/28/2022		15:04	4-4	1.000	0-0	.000	0-2	.000	0	1	1	1.5	2	0	3	1	0	8	3.5
at Grand Canyon	01/12/2023		03:40	0-0	.000	0-0	.000	0-0	.000	2	1	3	1.8	1	0	0	0	0	0	2.8
Totals		0	38:55	6-8	.750	0-0	.000	2-8	.250	4	5	9	1.8	8	0	4	1	0	14	2.8

CAREER STATS

SEASON	TEAM	GP-GS	MIN/AVG	Field Goals		3-Point		F-Throws		Rebounds				Scoring						
				FG-FGA	FG%	3FG-3FGA	3FG%	FT-FTA	FT%	OFF	DEF	TOT	AVG	PF-FO	A	TO	BLK	STL	PTS	AVG
2022-23	UTA	5-0	39/7.8	6-8	.750	0-0	.000	2-8	.250	4	5	9	1.8	8-0	0	4	1	0	14	2.8
TOTAL		5-0	39/7.8	6-8	.750	0-0	.000	2-8	.250	4	5	9	1.8	8-0	0	4	1	0	14	2.8



PEDRO CASTRO 21

Gr. x G x 6-6 x 196 x Fort Worth, Texas

UTA / Blinn College / Houston Baptist x Brewer HS



RECORD HIGHS (BLUE CAREER TEXT = D-I LEVEL)

- POINTS**
Career 24, 2x, Last vs. Lamar (3/10/21)
Season 12 vs. UTRGV (1/19/23)
- REBOUNDS**
Career 12, 2x, Last vs. Lamar St. Port-Arthur (2/5/20)
Season 7, 2x, Last vs. Drexel (11/21/22)
- ASSISTS**
Career 13 @ Victoria College (2/22/20)
Season 4 vs. Southwestern (11/12/22)
- STEALS**
Career 5 vs. Lamar (3/10/21)
Season 1, 7x, Last @ New Mexico State (1/14/23)
- FIELD GOALS MADE**
Career 10 vs. Lamar (3/10/21)
Season 4, 4x, Last vs. UTRGV (1/19/23)
- FREE THROWS MADE**
Career 8 vs. Incarnate Word (3/9/21)
Season 3 vs. UTRGV (1/19/23)
- 3-POINT FIELD GOALS MADE**
Career 5 vs. Taylor Made Prep (11/9/19)
Season 1, 7x, Last vs. UTRGV (1/19/23)
- MINUTES**
Career 36, 5x, Last vs. Abilene Christian (11/16/21)
Season 31 @ Grand Canyon (1/12/23)

BIO BLAST

Needs 56 more points to reach 1,000 for his collegiate career across all divisions.

2022-23: First double-figure scoring game of the year with 11 against Howard Payne (Nov. 28) ... eight points against Stephen F. Austin (Dec. 31) after being held scoreless the previous six games ... all seven points at Grand Canyon (Jan. 12) came in the 1st half ... **season-high 12 points versus UTRGV (Jan. 19).**

2021-22: Suffered a season-ending back injury at Oral Roberts (Dec. 16) and underwent surgery on Dec. 18 ... was UTA's second-leading scorer (7.1) at the time of the injury ... led the Mavs in scoring three times, including registering 17 – his most as a member of UTA – at San Diego State (Nov. 20).

PAINT TOUCHES

- Played for UTA from 2017-19, utilizing a redshirt season in 2017-18. Transferred back to UTA prior to the 2021-22 campaign following one season at Blinn College (2019-20) and one year at Houston Baptist (now named Houston Christian) in 2020-21.
- Got married and had a daughter in the summer of 2021.
- Had open-heart surgery at the age of 16 to repair a vein wrapped around a heart valve.
- Can play the drums and trumpet.
- Once his playing career is over, aspires to be an FBI agent.
- Bucket List: Wants to visit/tour various countries in Europe.

MISCELLANEOUS

	Season	Career
Double-Figure Points	2	46
20+ Points		5
Double-Doubles		15
Double-Figure Rebounds		16
4+ 3-Pointers		7
3+ Blocks		13

- **First Job:** Server at Chili's.
- **Fear:** Deep water & heights.
- **Bad Habit:** Biting his fingernails.
- **Go-To Off-Day Spot:** Cidercade

GAME-BY-GAME STATS

Opponent	Date	GS	MIN	Total		3-Pointers		Free throws		Rebounds			PF	A	TO	BLK	STL	PTS	AVG		
				FG-FGA	PCT	3FG-3FGA	PCT	FT-FTA	PCT	OFF	DEF	TOT								AVG	
at Oklahoma St.	11/07/2022	*	19:45	1-5	.200	1-2	.500	0-0	.000	0	5	5	5.0	1	2	1	0	0	3	3.0	
Southwestern (TX)	11/12/2022	*	17:51	0-2	.000	0-1	.000	1-1	1.000	4	3	7	6.0	0	4	1	1	1	1	2.0	
Hardin-Simmons	11/15/2022	*	19:14	4-8	.500	1-3	.333	0-0	.000	1	4	5	5.7	1	2	3	1	1	9	4.3	
Nevada	11/18/2022		12:07	1-3	.333	1-3	.333	2-2	1.000	1	0	1	4.5	1	0	0	0	0	5	4.5	
vs Drexel	11/21/2022		25:30	1-7	.143	0-0	.000	0-0	.000	5	2	7	5.0	0	1	0	1	1	2	4.0	
vs Northern Ky.	11/22/2022	*	14:06	0-3	.000	0-2	.000	0-0	.000	0	3	3	4.7	0	0	2	2	0	0	3.3	
vs East Carolina	11/23/2022	*	16:39	1-1	1.000	1-1	1.000	2-2	1.000	1	3	4	4.6	1	0	1	0	1	5	3.6	
Howard Payne	11/28/2022		15:42	4-5	.800	1-2	.500	2-2	1.000	1	5	6	4.8	3	0	0	0	1	11	4.5	
at LSU	12/02/2022		16:21	0-3	.000	0-1	.000	0-0	.000	0	1	1	4.3	2	1	0	1	0	0	4.0	
North Texas	12/06/2022		12:35	0-0	.000	0-0	.000	0-0	.000	2	2	4	4.3	3	0	0	0	0	0	3.6	
vs Texas St.	12/10/2022		06:08	0-0	.000	0-0	.000	0-0	.000	0	1	1	4.0	0	0	0	0	0	0	3.3	
at San Francisco	12/19/2022		15:36	0-4	.000	0-0	.000	0-1	.000	2	2	4	4.0	0	0	0	0	0	0	3.0	
at California	12/21/2022		05:17	0-1	.000	0-1	.000	0-0	.000	0	0	0	3.7	0	0	1	0	0	0	2.8	
at Tarleton St.	12/29/2022		03:13	0-0	.000	0-0	.000	0-0	.000	0	0	0	3.4	0	0	0	0	0	0	2.6	
SFA	12/31/2022		22:09	4-6	.667	0-2	.000	0-0	.000	1	4	5	3.5	1	0	1	2	0	8	2.9	
Utah Valley	01/05/2023		13:39	1-2	.500	0-1	.000	0-0	.000	0	1	1	3.4	1	2	1	0	0	2	2.9	
Seattle U	01/07/2023		10:07	0-0	.000	0-0	.000	0-0	.000	0	0	0	3.2	0	2	0	0	0	0	2.7	
at Grand Canyon	01/12/2023	*	31:03	3-7	.429	1-2	.500	0-0	.000	0	4	4	3.2	2	2	0	1	1	7	2.9	
at New Mexico St.	01/14/2023	*	26:57	1-4	.250	0-1	.000	0-0	.000	1	1	2	3.2	3	2	3	1	1	2	2.9	
UTRGV	01/19/2023	*	24:14	4-7	.571	1-2	.500	3-3	1.000	0	1	1	3.1	0	0	1	0	0	12	3.4	
at Abilene Christian	01/21/2023	*	20:57	0-2	.000	0-1	.000	0-0	.000	0	2	2	3.0	0	0	0	0	0	0	3.2	
Totals			9	349:09	25-70	.357	7-25	.280	10-11	.909	19	44	63	3.0	19	18	17	9	7	67	3.2

CAREER STATS (D-I ONLY)

SEASON	TEAM	GP-GS	MIN/AVG	Field Goals		3-Point		F-Throws		Rebounds				Scoring						
				FG-FGA	FG%	3FG-3FGA	3FG%	FT-FTA	FT%	OFF	DEF	TOT	AVG	PF-FO	A	TO	BLK	STL	PTS	AVG
2018-19	UTA	33-3	440/13.3	34-79	.430	11-42	.262	7-12	.583	9	60	69	2.1	28-0	29	15	12	7	86	2.6
2020-21	HBU	25-21	751/30.0	135-284	.475	49-102	.480	52-59	.881	37	145	182	7.3	36-0	43	62	28	38	371	14.8
2021-22	UTA	9-9	231/25.7	25-71	.352	9-32	.281	5-8	.625	4	30	34	3.8	10-0	13	17	8	9	64	7.1
2022-23	UTA	21-9	349/16.6	25-70	.357	7-25	.280	10-11	.909	19	44	63	3.0	19-0	18	17	9	7	67	3.2
TOTAL FOR UTA		63-21	1020/16.2	84-220	.382	27-99	.273	22-31	.710	32	134	166	2.6	57-0	60	49	29	23	217	3.4
TOTAL		88-42	1771/20.1	219-504	.435	76-201	.378	74-90	.822	69	279	348	4.0	93-0	103	111	57	61	588	6.7



SHEMAR WILSON 22

So. × F × 6-9 × 215 × Avondale, Ariz.

Phoenix College × Tolleson Union HS



RECORD HIGHS (BLUE CAREER TEXT = D-1 LEVEL)

POINTS	
Career	29 vs. Bismarck State (12/29/20)
Season	18 vs. Seattle U (1/7/23)
REBOUNDS	
Career	18 vs. Tohono O'odham (12/4/20)
Season	16 vs. Hardin-Simmons (11/15/22)
OFFENSIVE REBOUNDS	
Career	11 vs. Arizona Christian JV (11/14/19)
Season	8, 3x, Last vs. Utah Valley (1/5/23)
BLOCKS	
Career	5 @ Scottsdale (12/11/20)
Season	3 vs. Stephen F. Austin (12/31/22)
STEALS	
Career	4 vs. Glendale (11/20/20)
Season	2, 3x, Last @ Grand Canyon (1/12/23)
FIELD GOALS MADE	
Career	12 vs. Bismarck State (12/29/20)
Season	6, 3x, Last vs. Stephen F. Austin (12/31/22)
FREE THROWS MADE	
Career	8, 2x, Last vs. Seattle U (1/7/23)
Season	8, 2x, Last vs. Seattle U (1/7/23)
MINUTES	
Career	32, 2x, Last vs. Utah Valley (1/5/23)
Season	32 vs. Utah Valley (1/5/23)

BIO BLAST

As a true freshman at Phoenix College (JUCO) in 2019-20, he averaged 12.1 PPG and 9.8 RPG and was named All-Conference Third Team and All-Region Second Team. COVID-freshman year in 2020-21 was canceled.

2022-23: Responsible for all five of UTA's double-doubles, which ranks 2nd in the WAC (Utah Valley's Aziz Bandaogo: 10) ... three double-doubles in a four-game stretch (Dec. 21-Jan. 5) ... posted a UTA career-high 18 points versus Seattle U (Jan. 7) ... all eight rebounds against North Texas (Dec. 6) came on the offensive end; over the last 6+ seasons (since the start of the 2016-17 campaign) he is one of just seven players nationally to secure at least eight offensive rebounds and zero defensive boards in a game ... only UTA player to start all 21 games.

PAINT TOUCHES

- Is a good cook; favorite dish to make is shrimp alfredo.
- Self-described "hands-down the best" Madden player on the team; plays with the Cleveland Browns.
- Chicago Bears fan; was born in Maccomb, Ill., and lived there for a few years before moving to Phoenix. His dream sports moment would be the Bears winning the Super Bowl.
- Ambidextrous – can do everything with both hands except shoot a basketball with his left.
- Wants to be a sports agent or analyst when his playing career is over.
- Favorite sports moment was watching Game 6 of the 2013 NBA Finals between the Heat and Spurs (the Ray Allen shot).

MISCELLANEOUS

	Season	Career
Double-Figure Points	12	34
Double-Doubles	5	18
20+ Points		5
Double-Figure Rebounds	6	22
5+ Offensive Rebounds	9	20
3+ Blocks	1	8
• First Job: Flag football youth ref.		
• Bucket List: All-inclusive Hawaiian resort		
• NIL Deal: Olipop (Soda) • Fear: Snakes		
• Bad Habit: Late-night snacks.		
• Pregame Ritual: Always showers.		

GAME-BY-GAME STATS

Opponent	Date	GS	MIN	Total		3-Pointers		Free throws		Rebounds				PF	A	TO	BLK	STL	PTS	AVG	
				FG-FGA	PCT	3FG-3FGA	PCT	FT-FTA	PCT	OFF	DEF	TOT	AVG								
at Oklahoma St.	11/07/2022	*	18:18	3-6	.500	0-1	.000	5-5	1.000	0	5	5	5.0	4	0	2	1	0	11	11.0	
Southwestern (TX)	11/12/2022	*	18:05	1-6	.167	0-0	.000	5-6	.833	4	5	9	7.0	1	2	0	1	2	7	9.0	
Hardin-Simmons	11/15/2022	*	19:12	5-11	.455	0-0	.000	2-4	.500	7	9	16	10.0	1	1	1	1	0	12	10.0	
Nevada	11/18/2022	*	22:11	1-7	.143	0-0	.000	4-6	.667	7	7	14	11.0	4	0	2	0	0	6	9.0	
vs Drexel	11/21/2022	*	21:59	2-6	.333	0-0	.000	0-2	.000	2	1	3	9.4	3	0	2	1	0	4	8.0	
vs Northern Ky.	11/22/2022	*	22:33	3-4	.750	0-0	.000	3-4	.750	1	4	5	8.7	4	1	3	2	2	9	8.2	
vs East Carolina	11/23/2022	*	16:15	3-5	.600	0-0	.000	0-0	.000	1	1	2	7.7	3	0	2	0	0	6	7.9	
Howard Payne	11/28/2022	*	20:25	6-11	.545	0-0	.000	4-7	.571	7	7	14	8.5	1	2	3	2	0	16	8.9	
at LSU	12/02/2022	*	23:04	3-4	.750	0-0	.000	1-2	.500	1	5	6	8.2	3	0	2	0	1	7	8.7	
North Texas	12/06/2022	*	30:56	4-9	.444	0-0	.000	8-10	.800	8	0	8	8.2	2	1	2	2	0	16	9.4	
vs Texas St.	12/10/2022	*	29:33	5-9	.556	0-0	.000	3-4	.750	3	5	8	8.2	3	2	4	0	0	13	9.7	
at San Francisco	12/19/2022	*	23:27	4-5	.800	0-0	.000	1-1	1.000	2	7	9	8.3	4	1	3	1	0	9	9.7	
at California	12/21/2022	*	28:11	4-9	.444	1-2	.500	5-7	.714	3	8	11	8.5	3	0	3	2	0	14	10.0	
at Tarleton St.	12/29/2022	*	20:45	1-1	1.000	0-0	.000	5-7	.714	0	1	1	7.9	5	2	1	2	0	7	9.8	
SFA	12/31/2022	*	30:56	6-7	.857	0-0	.000	4-5	.800	8	5	13	8.3	3	0	1	3	0	16	10.2	
Utah Valley	01/05/2023	*	31:32	5-10	.500	0-0	.000	3-4	.750	8	6	14	8.6	2	1	0	1	0	13	10.4	
Seattle U	01/07/2023	*	21:43	5-9	.556	0-1	.000	8-10	.800	5	3	8	8.6	3	0	0	1	1	18	10.8	
at Grand Canyon	01/12/2023	*	28:14	3-6	.500	0-0	.000	4-8	.500	5	3	8	8.6	2	1	2	0	2	10	10.8	
at New Mexico St.	01/14/2023	*	25:24	5-8	.625	1-1	1.000	4-5	.800	4	5	9	8.6	2	0	1	0	1	15	11.0	
UTRGV	01/19/2023	*	18:26	2-4	.500	0-0	.000	1-2	.500	2	5	7	8.5	4	0	3	0	0	5	10.7	
at Abilene Christian	01/21/2023	*	26:54	4-5	.800	0-0	.000	4-7	.571	2	2	4	8.3	2	1	3	1	0	12	10.8	
Totals			21	498:03	75-142	.528	2-5	.400	74-106	.698	80	94	174	8.3	59	15	40	21	9	226	10.8

CAREER STATS (D-1 ONLY)

SEASON	TEAM	GP-GS	MIN/AVG	Field Goals		3-Point		F-Throws		Rebounds				Scoring						
				FG-FGA	FG%	3FG-3FGA	3FG%	FT-FTA	FT%	OFF	DEF	TOT	AVG	PF-FO	A	TO	BLK	STL	PTS	AVG
2021-22	UTA	26-4	351/13.5	53-86	.616	0-1	.000	28-46	.609	47	52	99	3.8	62-1	10	19	8	8	134	5.2
2022-23	UTA	21-21	498/23.7	75-142	.528	2-5	.400	74-106	.698	80	94	174	8.3	59-1	15	40	21	9	226	10.8
TOTAL		47-25	849/18.1	128-228	.561	2-6	.333	102-152	.671	127	146	273	5.8	121-2	25	59	29	17	360	7.7



DARIO DOMINGOS 23

So. x F x 6-8 x 261 x Luanda, Angola

New Mexico JC x Quality Education Academy



do-min-gose



@23problemz



@23problemz



Full Bio

RECORD HIGHS (BLUE CAREER TEXT = D-I LEVEL)

POINTS	
Career	22 vs. Redlands CC (11/7/21)
Season	12 vs. Hardin-Simmons (11/15/22)
REBOUNDS	
Career	16 vs. Trinity Valley CC (11/19/21)
Season	10 vs. Northern Kentucky (11/22/22)
OFFENSIVE REBOUNDS	
Career	7, 2x Last vs. Northern Kentucky (11/22/22)
Season	7 vs. Northern Kentucky (11/22/22)
BLOCKS	
Career	4 vs. Redlands CC (11/7/21)
Season	1 vs. Stephen F. Austin (12/31/22)
STEALS	
Career	3 vs. Odessa (3/4/22)
Season	1, 4x, Last vs. North Texas (12/6/22)
FIELD GOALS MADE	
Career	9, 2x, Last vs. South Plains (2/10/22)
Season	6 vs. Hardin-Simmons (11/15/22)
FREE THROWS MADE	
Career	8 vs. Coastal Bend (11/6/21)
Season	4, 2x, Last vs. Northern Kentucky (11/22/22)
MINUTES	
Career	28 vs. Odessa (3/4/22)
Season	17 @ Oklahoma State (11/7/22)

BIO BLAST

Transferred to UTA this summer after two years at New Mexico Junior College; his first season in 2020-21 was canceled due to COVID.

2022-23: Narrowly missed his first double-double at the D-I level with 12 points and nine rebounds versus Hardin-Simmons (Nov. 15) ... eight points and 10 rebounds (seven offensive) against Northern Kentucky (Nov. 22) ... did not play against Howard Payne on Nov. 28 (rest) nor at San Francisco (Dec. 19) and California (Dec. 21) (coach's decision).

2021-22: All-Conference Honorable Mention ... averaged 12 points and 6.9 rebounds per game ... recorded six double-doubles ... reached double-figure points 22 times.

PAINT TOUCHES

- Didn't even start playing basketball until he was 16 years old. Grew up playing soccer (he was a defender), but his size dictated a change to basketball; it was extremely hard for him to give up focusing on soccer.

- He started basketball training/practicing in 2015, and began playing in games in 2016. He credits his soccer background with his footwork translating to basketball.

- Moved to the United States from Angola in 2018 when he was 18 to attend Quality Education Academy in Winston-Salem, N.C. He then attended a prep school in Las Vegas briefly before enrolling at New Mexico JC.

- Has not been back to Angola or seen his family in person since he moved to the U.S. in 2018.

MISCELLANEOUS

	Season	Career
Double-Figure Points	1	23
Double-Doubles		6
20+ Points		2
3+ Offensive Rebounds	4	18
1+ Blocks	1	16

- **Same Place:** Attended the same high school as teammate Taj Anderson, but they did not overlap.

- **Trilingual:** English, Portuguese & Spanish.

- **Fear:** Ocean | • **Hates:** Flying

- **Something People Will Be Surprised By:** The strength of his outside game.

GAME-BY-GAME STATS

Opponent	Date	GS	MIN	Total		3-Pointers		Free throws		Rebounds				PF	A	TO	BLK	STL	PTS	AVG		
				FG-FGA	PCT	3FG-3FGA	PCT	FT-FTA	PCT	OFF	DEF	TOT	AVG									
at Oklahoma St.	11/07/2022		16:43	3-7	.429	0-1	.000	3-4	.750	3	2	5	5.0	2	0	0	0	1	9	9.0		
Southwestern (TX)	11/12/2022		10:12	0-0	.000	0-0	.000	4-5	.800	2	3	5	5.0	5	0	3	0	0	4	6.5		
Hardin-Simmons	11/15/2022		15:54	6-10	.600	0-0	.000	0-0	.000	4	5	9	6.3	1	0	0	0	1	12	8.3		
Nevada	11/18/2022		13:43	1-5	.200	0-0	.000	2-2	1.000	0	2	2	5.3	2	0	1	0	1	4	7.3		
vs Drexel	11/21/2022		05:22	0-2	.000	0-0	.000	0-0	.000	0	0	0	4.2	0	0	0	0	0	0	5.8		
vs Northern Ky.	11/22/2022		15:19	2-4	.500	0-0	.000	4-6	.667	7	3	10	5.2	1	0	3	0	0	8	6.2		
vs East Carolina	11/23/2022		10:39	0-1	.000	0-0	.000	0-0	.000	1	1	2	4.7	4	1	0	0	0	0	5.3		
at LSU	12/02/2022		14:43	2-5	.400	0-0	.000	0-0	.000	5	2	7	5.0	2	0	0	0	0	4	5.1		
North Texas	12/06/2022		09:02	1-1	1.000	1-1	1.000	0-1	.000	0	0	0	4.4	1	0	1	0	1	3	4.9		
vs Texas St.	12/10/2022		10:24	0-0	.000	0-0	.000	0-0	.000	0	2	2	4.2	1	0	0	0	0	0	4.4		
at Tarleton St.	12/29/2022		10:34	2-2	1.000	0-0	.000	1-1	1.000	1	1	2	4.0	1	0	3	0	0	5	4.5		
SFA	12/31/2022		06:33	2-2	1.000	0-0	.000	0-0	.000	1	1	2	3.8	0	0	0	1	0	4	4.4		
Utah Valley	01/05/2023		05:37	0-2	.000	0-1	.000	0-0	.000	1	0	1	3.6	2	0	1	0	0	0	4.1		
Seattle U	01/07/2023		05:10	1-2	.500	0-0	.000	0-0	.000	1	0	1	3.4	0	0	1	0	0	2	3.9		
at Grand Canyon	01/12/2023		08:06	1-2	.500	0-0	.000	0-1	.000	0	1	1	3.3	1	0	1	0	0	2	3.8		
at New Mexico St.	01/14/2023		01:39	1-1	1.000	0-0	.000	0-0	.000	0	0	0	3.1	1	0	1	0	0	2	3.7		
UTRGV	01/19/2023		03:34	2-2	1.000	0-0	.000	1-1	1.000	2	0	2	3.0	4	0	1	0	0	5	3.8		
at Abilene Christian	01/21/2023		02:08	1-2	.500	0-0	.000	0-0	.000	1	0	1	2.9	2	0	0	0	0	2	3.7		
Totals				0	165:22	25-50	.500	1-3	.333	15-21	.714	29	23	52	2.9	30	1	17	1	4	66	3.7

CAREER STATS (D-I ONLY)

				Field Goals		3-Point		F-Throws		Rebounds				Scoring							
SEASON	TEAM	GP-GS	MIN/AVG	FG-FGA	FG%	3FG-3FGA	3FG%	FT-FTA	FT%	OFF	DEF	TOT	AVG	PF	FO	A	TO	BLK	STL	PTS	AVG
2022-23	UTA	18-0	165/9.2	25-50	.500	1-3	.333	15-21	.714	29	23	52	2.9	30-1	1	17	1	4	66	3.7	
TOTAL		18-0	165/9.2	25-50	.500	1-3	.333	15-21	.714	29	23	52	2.9	30-1	1	17	1	4	66	3.7	



MONTEZ YOUNG JR. 24

So. × F × 6-5 × 192 × Waxahachie, Texas

Waxahachie High School



@MontezYoungJr1



@montezyoungjr



Full Bio

RECORD HIGHS

POINTS

Career 14 vs. UTRGV (1/19/23)
Season 14 vs. UTRGV (1/19/23)

REBOUNDS

Career 11 vs. ULM (1/15/22)
Season 9 vs. UTRGV (1/19/23)

ASSISTS

Career 4 vs. Howard Payne (11/28/22)
Season 4 vs. Howard Payne (11/28/22)

STEALS

Career 4 vs. UTRGV (1/19/23)
Season 4 vs. UTRGV (1/19/23)

BLOCKS

Career 2 @ North Texas (11/18/21)
Season 1, 3x, Last vs. Utah Valley (1/5/23)

FREE THROWS MADE

Career 4 vs. Little Rock (2/17/22)
Season 3 vs. UTRGV (1/19/23)

FIELD GOALS MADE

Career 6 vs. Mary-Hardin Baylor (11/13/21)
Season 5 vs. UTRGV (1/19/23)

MINUTES

Career 26 @ San Diego State (11/20/21)
Season 23 vs. UTRGV (1/19/23)

BIO BLAST

2022-23: Just missed what would have been his first career double-double with 14 points and nine rebounds against UTRGV (Jan. 19); came into the game with 20 points and 29 rebounds on the season in 15 games ... four points, six rebounds and a career-high four assists against Howard Payne (Nov. 28) ... six rebounds against Utah Valley (Jan. 5); entered the game with 19 all season.

2021-22: Averaged 3.2 points and 4.1 rebounds per game ... responsible for three of UTA's six double-figure rebound games on the year: 10 at San Diego State (Nov. 20), 10 at Oral Roberts (Dec. 16) and a career-high 11 versus ULM (Jan 15), five of which came on the offensive end ... 46 offensive rebounds were the 3rd-most on the team (leader: 48).

PAINT TOUCHES

- Father was in the Marines and the family moved often: born in San Diego and lived in California before moving to Virginia when he was in 4th grade; spent 6th-9th grade in Japan before settling in Texas.
- Favorite food while in Japan was the Japanese fried rice.
- Older brother, Davion, is in the Air Force.
- Played football and participated in track and field before moving to Texas; once in high school he focused solely on basketball.
- Accomplished something that no other player ever had at the 2021 DFW High School All-Star Showcase – which featured 11 Division-I signees at the time – when he was named both the Unsigned Diamonds MVP and the All-Star MVP.

MISCELLANEOUS

	Season	Career
Double-Figure Points	1	2
Double-Doubles		
20+ Points		
Double-Figure Rebounds	3	3
2+ Steals	2	6

- **Wears #24:** Birthday is Sept. 24.
- **Go-To Food:** Raising Cane's
- **Go-To Drink:** Lemonade
- **Call Him:** Tez | • **Fear:** Snakes
- **Hidden Talent:** Whistling
- **Hobbies:** Volleyball, Bowling

GAME-BY-GAME STATS

Opponent	Date	GS	MIN	Total		3-Pointers		Free throws		Rebounds				PF	A	TO	BLK	STL	PTS	AVG	
				FG-FGA	PCT	3FG-3FGA	PCT	FT-FTA	PCT	OFF	DEF	TOT	AVG								
at Oklahoma St.	11/07/2022		03:51	0-0	.000	0-0	.000	0-0	.000	0	0	0	0	1	0	1	0	1	0	0.0	
Southwestern (TX)	11/12/2022		09:31	0-1	.000	0-0	.000	2-6	.333	2	1	3	1.5	1	1	0	1	1	2	1.0	
Hardin-Simmons	11/15/2022		14:18	1-1	1.000	0-0	.000	0-0	.000	0	4	4	2.3	0	2	0	0	0	2	1.3	
Nevada	11/18/2022		06:58	1-1	1.000	0-0	.000	0-0	.000	1	0	1	2.0	1	0	0	1	0	2	1.5	
vs Drexel	11/21/2022		09:07	0-1	.000	0-0	.000	0-0	.000	1	1	2	2.0	0	0	0	0	0	1.2		
Howard Payne	11/28/2022		14:56	2-3	.667	0-0	.000	0-0	.000	2	4	6	2.7	1	4	1	0	0	4	1.7	
North Texas	12/06/2022		02:35	0-0	.000	0-0	.000	0-0	.000	0	0	0	2.3	1	0	0	0	0	1.4		
vs Texas St.	12/10/2022		04:46	0-0	.000	0-0	.000	0-0	.000	0	0	0	2.0	0	0	0	0	0	1.3		
at San Francisco	12/19/2022		06:56	1-1	1.000	0-0	.000	0-0	.000	0	1	1	1.9	3	0	0	0	0	2	1.3	
at California	12/21/2022		05:30	1-1	1.000	0-0	.000	0-0	.000	0	2	2	1.9	3	0	1	0	0	2	1.4	
SFA	12/31/2022		02:39	0-0	.000	0-0	.000	0-0	.000	0	0	0	1.7	1	0	0	0	0	1.3		
Utah Valley	01/05/2023		11:54	1-4	.250	0-0	.000	0-0	.000	3	3	6	2.1	4	1	1	1	0	2	1.3	
Seattle U	01/07/2023		14:22	0-3	.000	0-0	.000	2-2	1.000	0	1	1	2.0	3	1	0	0	2	1.4		
at Grand Canyon	01/12/2023		06:25	0-1	.000	0-0	.000	0-0	.000	0	1	1	1.9	1	2	0	0	1	1.3		
at New Mexico St.	01/14/2023		11:10	1-2	.500	0-0	.000	0-0	.000	0	2	2	1.9	2	1	2	0	0	2	1.3	
UTRGV	01/19/2023		23:14	5-7	.714	1-1	1.000	3-4	.750	2	7	9	2.4	3	2	2	0	4	14	2.1	
at Abilene Christian	01/21/2023		15:02	3-4	.750	0-0	.000	0-1	.000	1	2	3	2.4	1	0	1	0	1	6	2.4	
Totals			0	163:15	16-30	.533	1-1	1.000	7-13	.538	12	29	41	2.4	26	14	9	3	10	40	2.4

CAREER STATS

SEASON	TEAM	GP-GS	MIN/AVG	Field Goals		3-Point		F-Throws		Rebounds				Scoring						
				FG-FGA	FG%	3FG-3FGA	3FG%	FT-FTA	FT%	OFF	DEF	TOT	AVG	PF-FO	A	TO	BLK	STL	PTS	AVG
2021-22	UTA	27-5	389/14.4	39-82	.476	1-10	.100	7-18	.389	46	64	110	4.1	42-1	23	20	4	18	86	3.2
2022-23	UTA	17-0	163/9.6	16-30	.533	1-1	1.000	7-13	.538	12	29	41	2.4	26-0	14	9	3	10	40	2.4
TOTAL		44-5	552/12.6	55-112	.491	2-11	.182	14-31	.452	58	93	151	3.4	68-1	37	29	7	28	126	2.9



MARION HUMPHREY 5

R-Jr. × G × 6-3 × 192 × Hoover, Ala.

San Diego / Salt Lake CC × Hoover HS



@MarionHump1



@marionhumphrey



Full Bio

RECORD HIGHS (BLUE CAREER TEXT = D-I LEVEL)

POINTS	Career 21 vs. Utah State Eastern (2/25/22)
Season 17 vs. Hardin-Simmons (11/15/22)	
REBOUNDS	Career 12 vs. UC Davis (12/14/19)
Season 8 vs. Texas State (12/10/22)	
ASSISTS	Career 11 vs. Howard Payne (11/28/22)
Season 11 vs. Howard Payne (11/28/22)	
STEALS	Career 6 vs. Southwestern (11/12/22)
Season 6 vs. Southwestern (11/12/22)	
BLOCKS	Career 3 vs. Utah State Eastern (1/22/22)
Season 2, 2x, Last @ LSU (12/2/22)	
FREE THROWS MADE	Career 8 vs. Loyola Marymount (3/5/20)
Season 5 vs. Nevada (11/18/22)	
FIELD GOALS MADE	Career 10, 2x, Last vs. Utah State Eastern (2/25/22)
Season 7, 2x, Last @ LSU (12/2/22)	
MINUTES	Career 47 vs. Portland (2/8/20)
Season 34 vs. North Texas (12/6/22)	

BIO BLAST

Transferred to UTA this summer after one year at Salt Lake Community College and two at D-I San Diego.

2022-23: Scored 17 points against Hardin-Simmons (Nov. 15) to tie for the team high ... **28 steals leads the team** ... career-high 11 assists versus Howard Payne (Nov. 28) ... 15 points at LSU (Dec. 2) to represent his most this year against a D-I opponent ... **missed the New Mexico State game (Jan. 14) with a knee injury ... scored 10 points at Abilene Christian.**

2021-22: Averaged 8.5 points, 3.4 rebounds, 1.8 assists and 1.4 steals over 37 games, making 16 starts ... **helped lead SLCC to the NJCAA National Championship Game** and a 35-2 record ... shot 55.8 percent (126-226) from the floor.

PAINT TOUCHES

As a redshirt sophomore at San Diego in 2020-21, he appeared in 13 of 14 possible games in the COVID-impacted season; scored 10 points at #1 Gonzaga.

In 2019-20, he became the first San Diego freshman to have 200+ points (205), 100+ rebounds (113) and 80+ assists (80) in a single season since 1992-93.

He enrolled at San Diego between semesters in 2018-19, utilizing a redshirt.

Brother, Marlon, is a cornerback for the Baltimore Ravens; father, Bobby, was a two-time All-American running back at Alabama; mother, Barbara, set the UAB 400-meter school record in 1988 (53.30); sister, Brittley, was a three-time track & field All-American at LSU; brother, Maudrecus, played football at UAB and Arkansas; sister, Breona, ran track at UAB.

MISCELLANEOUS

	Season	Career
Double-Figure Points	6	34
20+ Points		2
2+ 3-Pointers	1	7
5+ Rebounds	2	20
3+ Steals	4	18

• **Jersey #55:** Wanted #0, but it was already taken so he took the highest #.

• **Fun Fact:** Can ride a unicycle; his elementary school had a club that taught it.

• **Passion:** Photography

• **Bucket-List Travel:** Dubai

GAME-BY-GAME STATS

Opponent	Date	GS	MIN	Total			3-Pointers		Free throws		Rebounds				PF	A	TO	BLK	STL	PTS	AVG
				FG-FGA	PCT	3FG-3FGA	PCT	FT-FTA	PCT	OFF	DEF	TOT	AVG								
at Oklahoma St.	11/07/2022	*	24:50	0-5	.000	0-0	.000	1-2	.500	0	2	2	2.0	3	0	2	0	0	1	1.0	
Southwestern (TX)	11/12/2022		21:26	6-8	.750	0-0	.000	0-1	.000	2	0	2	2.0	1	1	2	0	6	12	6.5	
Hardin-Simmons	11/15/2022	*	24:28	7-10	.700	1-1	1.000	2-3	.667	1	4	5	3.0	1	3	2	0	1	17	10.0	
Nevada	11/18/2022	*	23:14	1-7	.143	0-1	.000	5-7	.714	1	1	2	2.8	3	1	2	0	3	7	9.3	
vs Drexel	11/21/2022	*	23:47	1-5	.200	0-1	.000	0-0	.000	3	1	4	3.0	0	1	1	0	0	2	7.8	
vs Northern Ky.	11/22/2022	*	22:01	0-6	.000	0-1	.000	0-0	.000	0	0	0	2.5	1	3	0	0	1	0	6.5	
vs East Carolina	11/23/2022	*	18:27	3-5	.600	0-0	.000	4-6	.667	1	1	2	2.4	0	4	0	0	3	10	7.0	
Howard Payne	11/28/2022	*	24:38	2-6	.333	0-0	.000	0-0	.000	1	1	2	2.4	0	11	1	2	1	4	6.6	
at LSU	12/02/2022	*	33:18	7-11	.636	1-1	1.000	0-1	.000	1	2	3	2.4	0	4	2	2	1	15	7.6	
North Texas	12/06/2022	*	34:28	3-9	.333	0-1	.000	1-2	.500	0	4	4	2.6	1	2	1	0	0	7	7.5	
vs Texas St.	12/10/2022	*	31:48	1-5	.200	0-0	.000	1-1	1.000	1	7	8	3.1	4	2	2	1	2	3	7.1	
at San Francisco	12/19/2022	*	30:37	3-8	.375	0-0	.000	5-6	.833	0	2	2	3.0	3	2	4	0	4	11	7.4	
at California	12/21/2022	*	31:35	1-6	.167	0-2	.000	3-4	.750	0	2	2	2.9	3	6	1	0	0	5	7.2	
at Tarleton St.	12/29/2022	*	30:17	2-6	.333	0-2	.000	2-4	.500	0	3	3	2.9	2	4	2	1	1	6	7.1	
SFA	12/31/2022	*	32:39	3-10	.300	0-1	.000	2-4	.500	0	2	2	2.9	3	4	4	1	0	8	7.2	
Utah Valley	01/05/2023	*	27:37	4-11	.364	0-2	.000	1-2	.500	0	2	2	2.8	3	1	2	0	2	9	7.3	
Seattle U	01/07/2023	*	21:45	1-8	.125	0-1	.000	0-0	.000	1	1	2	2.8	2	3	2	0	1	2	7.0	
at Grand Canyon	01/12/2023		12:55	0-2	.000	0-0	.000	0-0	.000	0	0	0	2.6	1	0	1	0	0	0	6.6	
UTRGV	01/19/2023		10:37	0-1	.000	0-0	.000	0-1	.000	1	1	2	2.6	0	1	0	0	1	0	6.3	
at Abilene Christian	01/21/2023		18:45	3-5	.600	2-2	1.000	2-2	1.000	1	0	1	2.5	1	3	0	0	1	10	6.5	
Totals			14	499:14	48-134	.358	4-16	.250	29-46	.630	14	36	50	2.5	32	56	31	7	28	129	6.5

CAREER STATS (D-I ONLY)

SEASON	TEAM	GP-GS	MIN/AVG	Field Goals		3-Point		F-Throws		Rebounds				Scoring						
				FG-FGA	FG%	3FG-3FGA	3FG%	FT-FTA	FT%	OFF	DEF	TOT	AVG	PF-FO	A	TO	BLK	STL	PTS	AVG
2019-20	SD	32-29	963/30.1	73-210	.348	16-57	.281	43-73	.589	18	95	113	3.5	82-4	80	51	9	40	205	6.4
2020-21	SD	13-3	240/18.5	25-67	.373	1-13	.077	9-17	.529	3	11	14	1.1	23-0	21	12	1	13	60	4.6
2022-23	UTA	20-14	499/25.0	48-134	.358	4-16	.250	29-46	.630	14	36	50	2.5	32-0	56	31	7	28	129	6.5
TOTAL FOR UTA		20-14	499/25.0	48-134	.358	4-16	.250	29-46	.630	14	36	50	2.5	32-0	56	31	7	28	129	6.5
TOTAL		65-46	1703/26.2	146-411	.355	21-86	.244	81-136	.596	35	142	177	2.7	137-4	157	94	17	81	394	6.1

STARTING LINEUPS GAME-BY-GAME

DATE	OPPONENT	PG	SG	SF	PF	C	RECORD / LINEUPS
Nov. 7	@ Oklahoma State	Humphrey	Talbot	Cash	Castro	Wilson	0-1 / 1
Nov. 12	Southwestern	Gibson	Anderson	Cash	Castro	Wilson	--- / 2
Nov. 15	Hardin-Simmons	Humphrey	Anderson	Cash	Castro	Wilson	1-0 / 3
Nov. 18	Nevada	Humphrey	Gibson	Anderson	Cash	Wilson	--- / 4
Nov. 21	vs. Drexel	Humphrey	Gibson	Anderson	Cash	Wilson	0-2 / 4
Nov. 22	vs. Northern Kentucky	Gibson	Anderson	Cash	Castro	Wilson	--- / 2
Nov. 23	vs. East Carolina	Gibson	Anderson	Cash	Castro	Wilson	2-1 / 2
Nov. 28	Howard Payne	Humphrey	Gibson	Weaver	Cash	Wilson	--- / 5
Dec. 2	@ LSU	Humphrey	Gibson	Weaver	Cash	Wilson	--- / 5
Dec. 6	North Texas	Humphrey	Gibson	Weaver	Cash	Wilson	--- / 5
Dec. 10	vs. Texas State	Humphrey	Gibson	Weaver	Cash	Wilson	--- / 5
Dec. 19	@ San Francisco	Humphrey	Gibson	Weaver	Cash	Wilson	--- / 5
Dec. 21	@ California	Humphrey	Gibson	Weaver	Cash	Wilson	--- / 5
Dec. 29	@ Tarleton*	Humphrey	Gibson	Weaver	Walker	Wilson	--- / 6
Dec. 31	Stephen F. Austin*	Humphrey	Gibson	Weaver	Walker	Wilson	0-2 / 6
Jan. 5	Utah Valley*	Humphrey	Gibson	Weaver	Cash	Wilson	--- / 5
Jan. 7	Seattle U*	Humphrey	Gibson	Weaver	Cash	Wilson	2-6 / 5
Jan. 12	@ Grand Canyon*	Gibson	Weaver	Castro	Walker	Wilson	0-1 / 7
Jan. 14	@ NM State*	Gibson	Weaver	Castro	Cash	Wilson	--- / 8
Jan. 19	UTRGV*	Gibson	Weaver	Castro	Cash	Wilson	--- / 8
Jan. 21	@ Abilene Christian*	Gibson	Weaver	Castro	Cash	Wilson	2-1 / 8
Jan. 25	California Baptist*						
Feb. 1	Tarleton*						
Feb. 4	Sam Houston*						
Feb. 9	@ UTRGV*						
Feb. 15	@ Sam Houston						
Feb. 18	@ Stephen F. Austin*						
Feb. 23	Southern Utah*						
Feb. 25	Utah Tech*						
Mar. 1	@ Utah Valley*						
Mar. 3	@ Seattle U*						
Mar. 6-7	WAC RDs 1-2						
Mar. 8-11	WAC QFs-Final						

HALFTIME STATISTICAL COMPARISONS

FOR UTA...

Most 1st-Half Points / D-I Opponent..... 53 vs. Southwestern (Nov. 12) / 39 vs. UT Rio Grande Valley (Jan. 19)

Fewest 1st-Half Points..... 16 at Tarleton (Dec. 29)

Most 2nd-Half Points / D-I Opponent..... 61 vs. Howard Payne (Nov. 28) / 47 at Tarleton (Dec. 29)

Fewest 2nd-Half Points..... 13 vs. Drexel (Nov. 21)

Largest Halftime Lead / D-I Opponent..... 22 vs. Howard Payne (Nov. 28) / 16 vs. UT Rio Grande Valley (Jan. 19)

Largest Halftime Deficit..... 15 at Tarleton (Dec. 29)

FOR OPPONENT...

Most 1st-Half Points..... 41, Seattle U (Jan. 7)

Fewest 1st-Half Points / D-I Opponent..... 16, Howard Payne (Nov. 28) / 23, UT Rio Grande Valley (Jan. 19)

Most 2nd-Half Points..... 52, Grand Canyon (Jan. 12)

Fewest 2nd-Half Points..... 22, New Mexico State (Jan. 14)

GAME BOXES & CAPSULES

@ OKLAHOMA ST.

L, 77-66

A cold start to the 2nd half doomed UTA in an otherwise strong performance by the Mavericks as the Cowboys claimed a 77-66 win in the season opener for both sides on Nov. 7.

UT Arlington - 66 Record: 0-1. Table with columns: NO, Name, Min, FG, 3P, FT, Rebounds, Fouls, TP, AS, TO, ST, Blocks, +/-.

Shooting By Period. Table with columns: 1st, 2nd, 3rd, 4th, GM, FG%, 3P%, FT%, Dead Ball Rebounds.

Oklahoma St. - 77 Record: 1-0. Table with columns: NO, Name, Min, FG, 3P, FT, Rebounds, Fouls, TP, AS, TO, ST, Blocks, +/-.

Shooting By Period. Table with columns: 1st, 2nd, 3rd, 4th, GM, FG%, 3P%, FT%, Dead Ball Rebounds.

Summary table with columns: Biggest lead, Best Scoring Run, Lead Changes, Times Tied, Time with Lead.

Trailing by just five at the half, 27-22, UTA mustered only two points in the opening 8:36 of the 2nd half as the Cowboys raced to a 31-point advantage, 55-24. However, in an offensive explosion rarely seen a year ago, the Mavs gave their fans plenty to look forward to with a quality response against the Big 12 member. UTA counter-punched OSU with an extended 23-7 surge in a five-minute span to pull within 62-47 following an Aaron Cash dunk with 6:30 left.

From there, the feisty Mavs continued to claw and got their deficit down to as little as nine - highlighted by several alley-oop connections and strong finishes over the lengthy OSU bodies - before eventually succumbing to the 11-point final margin.

Returning just four players from last year's squad and welcoming 10 newcomers, UTA received 50 of its 66 points (75 percent) Monday from players who weren't donning the blue and orange a season ago.

SOUTHWESTERN

W, 103-61

Freshman Chendall Weaver came off the bench to score a game-high 20 points in leading a quintet of UT Arlington double-figure scorers as the Mavericks claimed a Homecoming win over Southwestern.

Southwestern (TX) - 61 Record: 0-1. Table with columns: NO, Name, Min, FG, 3P, FT, Rebounds, Fouls, TP, AS, TO, ST, Blocks, +/-.

Shooting By Period. Table with columns: 1st, 2nd, 3rd, 4th, GM, FG%, 3P%, FT%, Dead Ball Rebounds.

UTA turned Southwestern over 31 times, leading to an insurmountable 51-4 advantage for the Mavs in points off turnovers. Additionally, UTA finished with a +16 edge in point points (36-20), a +19 margin in second-chance points (28-9) and a +25 cushion (28-3) in fastbreak points.

UTA - which had 75 percent of its points at Oklahoma State in the season opener come from newcomers - increased that contribution total to 80 percent against the Pirates as 82 of the Mavs' 103 points came from players who weren't donning the blue and white last year.

Both teams traded buckets early on, and the game was tied at 15-all just a little over six minutes into the contest. However, UTA responded with a 12-0 surge as part of a larger, extended 32-6 run over the ensuing seven minutes which gave the Mavs a 26-point advantage, 47-21, and for all intents and purposes the victory.

HARDIN-SIMMONS

W, 100-59

Displaying its depth early in the season, UTA had its seventh, and eighth, different players in just three games this year eclipse double-figure points as the Mavs claimed the century mark for the second-straight game.

Hardin-Simmons - 59 Record: 1-4. Table with columns: NO, Name, Min, FG, 3P, FT, Rebounds, Fouls, TP, AS, TO, ST, Blocks, +/-.

Shooting By Period. Table with columns: 1st, 2nd, 3rd, 4th, GM, FG%, 3P%, FT%, Dead Ball Rebounds.

UTA only led by five with a handful of minutes remaining in the 1st half, but exploded before intermission and finished the night shooting 49 percent (41-83) from the floor and intermissions to the Cowboys to 37 percent (24-65).

With HSU holding an 8-7 lead just 2 1/2 minutes into the night, UTA rattled off seven-straight points in just 35 seconds to take a 14-8 lead that the Mavs never surrendered. The Cowboys did keep things close in the 1st half and only trailed by five, 33-28, with a little over five minutes to play in the opening stanza. However, UTA closed the period on a 17-4 run, including an 8-0 surge in the final 1:45 to take a 50-32 lead into the halftime break.

The UTA lead extended to 20 for the first time at the 13:30 mark of the 2nd half following a Talbot and-and-1 finish to give the Mavs a 64-42 advantage. That cushion swelled to 30, 86-56, after a Wilson second-chance bucket down low and reached its peak at 41 shortly before the final buzzer.

UT Arlington - 100 Record: 2-4. Table with columns: NO, Name, Min, FG, 3P, FT, Rebounds, Fouls, TP, AS, TO, ST, Blocks, +/-.

Shooting By Period. Table with columns: 1st, 2nd, 3rd, 4th, GM, FG%, 3P%, FT%, Dead Ball Rebounds.

Summary table with columns: Biggest lead, Best Scoring Run, Lead Changes, Times Tied, Time with Lead.

GAME BOXES & CAPSULES

vs. EAST CAROLINA

L 79-65

A tightly contested 1st half gave way to East Carolina separating from UT Arlington as the Mavericks fell to the Pirates, 79-65, to conclude their Gulf Coast Showcase from Hertz Arena.

Kyron Gibson led UTA offensively for the second time in three days as the junior guard registered 13 points and issued three assists. Marion Humphrey also reached double figures as he came off the bench to tally 10 and also pass out a team-best four assists.

A strong first 18 minutes of action by UTA which had the game tied, 28-28, quickly dissipated over the next 5+ minutes bridging the 1st and 2nd halves as ECU used an extended 21-3 run in that timeframe to turn a tie game into a 49-31 lead and never looked back.

The Mavs shot 50 percent (15-30) from the floor in the 2nd half, including a 40-percent clip from 3-point range (4-10), but it wasn't enough to fight back against the Pirates, who finished the day shooting 46 percent (26-57) from the field and 33 percent (9-27) from beyond the arc.

UT Arlington - 65 Record: 2-4
Table with 14 columns: NO. Name, Min, FG, 3P, FT, Rebounds (OR, DR, TOT), Fouls (PF, FT), TP, AS, TO, ST, Blocks (BS, BA), +/-
Row 22: Shemar Wilson 16:15 3-5 0-0 0-0 1 1 2 3 5 6 0 2 0 0 1 -4

Shooting By Period
1st FG% 9:29 31.0%
3PT% 1-9 11.1%
FT% 10-13 76.9%
2nd FG% 15:30 50.0%
3PT% 4-10 40.0%
FT% 2-4 50%
GM FG% 24:59 40.7%
GM FT% 5-19 26.3%
FT% 12:17 70.6%

East Carolina - 79 Record: 5-1
Table with 14 columns: NO. Name, Min, FG, 3P, FT, Rebounds (OR, DR, TOT), Fouls (PF, FT), TP, AS, TO, ST, Blocks (BS, BA), +/-
Row 23: Brandon Johnson 25:16 3-4 0-1 3-3 3 4 7 4 4 9 4 1 1 0 0 11

Shooting By Period
1st FG% 13:30 43.3%
3PT% 3-12 25.0%
FT% 9-11 81.8%
2nd FG% 13:27 48.1%
3PT% 6-15 40.0%
FT% 10-11 90.9%
GM FG% 26:57 45.9%
GM FT% 9-27 33.3%
FT% 18:22 81.8%

Points from Turnovers UTA 11 ECU 9
Period by Period Scoring
1st 2nd TOT
UT Arlington 29 36 65
East Carolina 37 42 79

HOWARD PAYNE

W 99-41

After a slow first 10 minutes, UTA exploded and connected at both ends en route to tying its 7th largest margin of victory in program history at 58. That was one of several top-10 performances by the Mavericks as they also tied the largest rebound margin at +36 (63-27), tied for the 5th fewest points allowed, equaled their 11th most rebounds and tied for the 5th most blocks (nine).

UTA only led, 14-12, with nine minutes to play in the 1st half, but turned it on after that, clipping off an extended 43-6 run bridging both halves to open up a 57-18 lead with 16 minutes remaining in the 2nd half. From there, the UTA advantage swelled to as much as 58, 93-35, before settling for the +58 final margin.

Shemar Wilson scored a season-high 16 points and grabbed 14 rebounds - the third time already this year the sophomore has recorded at least 14 boards in a game - as he registered his second double-double of the year. Making his first collegiate start, true freshman Chendall Weaver led all scorers for the second time this season with 17 points, and the Mansfield product also added seven rebounds, a game-best four assists, a pair of steals and a game-high best plus/minus of +47.

Howard Payne - 41 Record: 5-3
Table with 14 columns: NO. Name, Min, FG, 3P, FT, Rebounds (OR, DR, TOT), Fouls (PF, FT), TP, AS, TO, ST, Blocks (BS, BA), +/-
Row 22: Tyler Pong 12:39 0-1 0-1 0-0 1 3 4 0 0 0 0 1 0 0 0 27

Shooting By Period
1st FG% 7:31 22.9%
3PT% 0-11 0.0%
FT% 2-4 50%
2nd FG% 15:36 29.4%
3PT% 5-11 45.5%
FT% 0-0 0%
GM FG% 22:67 26.2%
GM FT% 2-22 9.1%

UT Arlington - 99 Record: 4-4
Table with 14 columns: NO. Name, Min, FG, 3P, FT, Rebounds (OR, DR, TOT), Fouls (PF, FT), TP, AS, TO, ST, Blocks (BS, BA), +/-
Row 22: Shemar Wilson 20:25 6-11 0-0 4-7 7 14 11 10 2 3 0 2 1 1 43

Shooting By Period
1st FG% 16:42 38.1%
3PT% 2-4 50.0%
FT% 4-10 40%
2nd FG% 28:58 66.7%
3PT% 0-0 0%
GM FG% 45:40 67.4%
GM FT% 11-19 57.9%

Points from Turnovers UTA 4 LSU 28
Period by Period Scoring
1st 2nd TOT
UT Arlington 16 25 41

@ LSU

L 63-59

In a single-digit game throughout, UTA had a late lead at LSU, but a closing surge by the Tigers prevented the Mavericks from pulling off a marquee win as UTA fell just short, 63-59, inside an extremely hot Pete Maravich Assembly Center.

A 9-0 run over a three-minute stretch late in the 2nd half gave UTA a 52-48 lead inside of six minutes remaining, and the Mavs had a 54-52 advantage with less than four minutes to play. But, LSU responded with a 10-0 run to open up a 62-54 edge in the closing minute before a late push by UTA resulted in the four-point final margin.

Marion Humphrey led UTA with 15 points - 11 of which came after half-time - and also issued a team-best four assists, while Brandon Walker came off the bench to tally 10 in addition to corralling five rebounds.

UTA out-worked LSU on the glass in the 2nd half to the tune of a 21-13 rebounding advantage which keyed a 16-4 edge in second-chance points. The Mavs also dominated in the low blocks in the closing stanza, possessing a 22-8 cushion in paint points as UTA fought back from a deficit that was as large as nine in the 2nd half.

UT Arlington - 99 Record: 4-5
Table with 14 columns: NO. Name, Min, FG, 3P, FT, Rebounds (OR, DR, TOT), Fouls (PF, FT), TP, AS, TO, ST, Blocks (BS, BA), +/-
Row 22: Shemar Wilson 23:04 3-4 0-0 1-2 1 5 6 3 2 7 0 2 1 0 1 -5

Shooting By Period
1st FG% 9:31 29.0%
3PT% 3-9 33.3%
FT% 2-6 33.3%
2nd FG% 15:33 45.0%
3PT% 3-12 25.0%
FT% 4-6 66.7%
GM FG% 24:54 37.5%
GM FT% 5-19 26.3%
FT% 6-11 54.5%

LSU - 63 Record: 7-1
Table with 14 columns: NO. Name, Min, FG, 3P, FT, Rebounds (OR, DR, TOT), Fouls (PF, FT), TP, AS, TO, ST, Blocks (BS, BA), +/-
Row 3: Mivan Wilkinson 14:12 1-2 0-0 0-0 0 0 0 3 0 0 0 0 0 0 11

Shooting By Period
1st FG% 11:28 39.3%
3PT% 3-9 33.3%
FT% 4-6 66.7%
2nd FG% 10:23 43.5%
3PT% 4-9 44.4%
FT% 10-15 66.7%
GM FG% 21:51 41.2%
GM FT% 14-21 66.7%

Points from Turnovers UTA 7 LSU 11
Period by Period Scoring
1st 2nd TOT
UT Arlington 22 37 59

GAME BOXES & CAPSULES

NORTH TEXAS

L, 60-57

Kyron Gibson's last-second attempt to force overtime came up just short, and UTA narrowly dropped a second-straight physical battle, this time at the hands of North Texas. Trailing by six with under a minute to play, UTA gutted its way back to pull within one, 58-57, with less than 10 seconds remaining. After fouling Tylor Perry, the UNT guard calmly drilled both free throws to extend the Mean Green cushion to three, 60-57. Without a time-out, UTA pushed the ball into the frontcourt, but Gibson's contested triple from the right wing fell short.

Table with columns: NO., Name, Min, FG, 3P, FT, Rebounds, Fouls, TP, AS, TO, ST, Blocks, +/-

Shooting By Period table with columns: 1st FG%, 1st FT%, 2nd FG%, 2nd FT%, GM FG%, GM FT%

Table with columns: NO., Name, Min, FG, 3P, FT, Rebounds, Fouls, TP, AS, TO, ST, Blocks, +/-

Shooting By Period table with columns: 1st FG%, 1st FT%, 2nd FG%, 2nd FT%, GM FG%, GM FT%

Summary table with columns: Biggest lead, Best Scoring Run, Lead Changes, Times Tied, Time with Lead

In a matchup of two of the 25 best offensive rebounding teams in the nation (UTA: 4th, UNT: 24th), both teams lived up to the billing as the Mean Green corralled 19 compared with UTA's 15, but both squads finished with 16 second-chance points. UNT got the better of the Mavs on the glass early on, including a 6-0 edge on the offensive end in the 1st half, but UTA fought back and used their offensive rebounding to get back into the game down the stretch.

Facing the three-time defending Conference USA Champions and the country's 3rd-best scoring defense, UTA shot 67 percent (10-15) from the floor in the 1st half and held a 27-24 halftime lead. However, after leading for the majority of the 1st half, the Mavs only held the advantage for the first 45 seconds of the 2nd half.

vs. TEXAS STATE

L, 71-65

Kyron Gibson delivered season highs in points and assists, but it wasn't enough as UT Arlington fell in another tough, physical battle to Texas State, 71-65, at Dickies Arena as part of the Simmons Bank Showdown.

Table with columns: NO., Name, Min, FG, 3P, FT, Rebounds, Fouls, TP, AS, TO, ST, Blocks, +/-

Shooting By Period table with columns: 1st FG%, 1st FT%, 2nd FG%, 2nd FT%, GM FG%, GM FT%

Table with columns: NO., Name, Min, FG, 3P, FT, Rebounds, Fouls, TP, AS, TO, ST, Blocks, +/-

Shooting By Period table with columns: 1st FG%, 1st FT%, 2nd FG%, 2nd FT%, GM FG%, GM FT%

Summary table with columns: Biggest lead, Best Scoring Run, Lead Changes, Times Tied, Time with Lead

Gibson led UTA with 19 points and four assists, while Shemar Wilson closed in on a season high as well with 15 points and eight rebounds as the forward secured double-figure points in back-to-back outings for the first time this year.

A back-and-forth affair early on resulted in five lead changes and a pair of ties in the opening 10+ minutes, but on a Dylan Dawson 3-pointer at the 9:08 mark Texas State took a 17-15 lead and never relinquished it the rest of the game. UTA got its deficit - which was as large as 11 at one point - down to as little as four at the midway point of the 2nd half, but from there the Bobcats were able to keep the Mavs at a distance, but never led by more than the aforementioned 11.

For UTA, it marked the third-straight setback by six points or less to an opponent that played in either the NCAA Tournament or NIT last year as the Mavs dropped a narrow 63-59 contest at LSU on Dec. 2 and a slim 60-57 game versus North Texas on Dec. 6.

@ SAN FRANCISCO

W, 68-63

Facing one of the West Coast's premier programs off to a 9-3 start this season, the unfazed UT Arlington men's basketball team led wire-to-wire en route to an emphatic 68-63 road win at San Francisco.

Table with columns: NO., Name, Min, FG, 3P, FT, Rebounds, Fouls, TP, AS, TO, ST, Blocks, +/-

Shooting By Period table with columns: 1st FG%, 1st FT%, 2nd FG%, 2nd FT%, GM FG%, GM FT%

Table with columns: NO., Name, Min, FG, 3P, FT, Rebounds, Fouls, TP, AS, TO, ST, Blocks, +/-

Shooting By Period table with columns: 1st FG%, 1st FT%, 2nd FG%, 2nd FT%, GM FG%, GM FT%

Summary table with columns: Biggest lead, Best Scoring Run, Lead Changes, Times Tied, Time with Lead

Facing a USF squad which went to the NCAA Tournament a season ago and handed UNLV its first loss of this season two days prior, the Mavericks used a 14-0 scoring blitz midway through the 1st half, led by as much as 17 in the 2nd half and held on down the stretch to claim a pivotal NET Quad 2 victory.

San Francisco native Aaron Cash delivered a team-high-tying 12 points to go along with a game-high-tying 12 points - the same exact stat line as Kyron Gibson, who also added a game-best four assists and three steals for UTA, which shot 46 percent (26-57) from the floor while holding USF to 38 percent (21-55).

The Mavs made just four 3-pointers, representing their fewest in a road non-conference victory since knocking down three at Grand Canyon during a 66-64 triumph in November of 2014.

UTA also committed 18 turnovers - its most in a road non-conference regulation victory since giving the ball away 19 times in a 77-61 win at North Texas in December of 2016.

GAME BOXES & CAPSULES

@ CALIFORNIA

L, 73-51

UT Arlington - 81 Record: 58-11
NO. Name Min FG 3P FT Rebounds Fouls TP AS TO ST Blocks BS BA +/-
22 Shemar Wilson F 28:11 4-9 1-2 5-7 3 8 11 3 6 14 0 3 0 2 3 -9
00 Aaron Cash G 34:43 1-10 1-8 0-0 2 0 2 1 0 3 0 0 0 0 0 -11
1 Chendall Weaver G 34:52 4-8 1-2 3-4 3 3 6 4 3 12 2 1 1 1 0 -16
4 Kyron Gibson G 31:02 2-6 2-5 3-3 0 1 1 3 1 8 2 2 2 0 1 -5
55 Marlon Humphrey G 31:35 0-1 0-1 0-0 4 2 2 3 3 6 1 0 0 0 0 -12
2 Brandon Walker F 11:27 3-5 0-2 0-0 1 0 1 1 2 1 6 0 0 0 0 -12
5 Brandyn Talbot F 07:19 0-2 0-1 0-0 0 0 0 0 2 0 1 0 1 0 0 -15
21 Pedro Castro F 05:17 0-1 0-1 0-0 0 0 0 0 0 0 0 1 0 0 0 -11
4 Montez Young Jr. G 03:30 1-1 0-1 0-0 0 0 2 2 3 0 2 1 0 0 0 -7
3 Taj Anderson 10:04 0-2 0-2 0-0 0 1 1 2 0 0 1 2 0 0 0 -10
Team 1 1 2 2 0 1 1

Shooting By Period
1st FG% 6-21 28.6%
3PT% 1-9 11.1%
FT% 6-8 75%
2nd FG% 10-29 34.5%
3PT% 4-16 25.0%
FT% 8-10 80%
GM FG% 16-50 32.0%
3PT% 5-25 20.0%
FT% 14-19 73.7%

Looking to complete a Bay Area sweep to conclude its non-conference schedule, UT Arlington struggled offensively against a lengthy California team in a 73-51 setback to the Golden Bears.

After leading wire-to-wire in its impressive 68-63 win at San Francisco two days prior, UTA led for the opening five minutes against Cal and then never again as the Bears limited the Mavericks to just 32 percent (16-50) from the floor while connecting at a 57-percent rate (26-46) themselves.

That 57-percent clip for Cal is by far the best UTA has allowed any opponent to shoot this year (previous: 46 percent by East Carolina) as the Mavs entered the game ranked 43rd in the nation in field goal defense by holding foes to just 39 percent.

Shemar Wilson registered his third double-double of the season – and first against a Division-I opponent – as he delivered a team-best 14 points and game-high 11 rebounds to lead UTA.

True freshman Chendall Weaver reached double-figure scoring for the fourth time this year with 12 to tie for his most points against a D-I opponent. The Mansfield native also corralled six rebounds.

California - 73 Record: 1-12
NO. Name Min FG 3P FT Rebounds Fouls TP AS TO ST Blocks BS BA +/-
2 Monty Bowser F 28:28 0-1 0-0 0-0 2 2 2 1 0 0 0 2 0 0 0 13
14 Grant Newell F 23:52 3-8 1-3 2-2 2 2 2 2 1 9 3 1 1 1 0 0 11
24 Sam Alajiki F 19:41 1-3 1-3 0-0 4 4 4 2 1 3 2 3 0 0 0 0 -4
21 Lars Thiemann G 26:40 5-10 0-0 1-2 3 2 5 2 3 17 0 1 1 1 0 0 18
1 Joel Brown G 34:35 7-13 0-0 3-4 1 5 6 2 3 17 2 1 1 1 1 1 15
13 Kuany Kuany G 28:28 3-5 1-1 9-11 0 6 6 2 9 16 4 2 1 2 0 0 29
22 ND Okfor 11:56 1-2 0-0 2-2 2 2 2 0 1 4 0 0 0 0 0 1 7
0 Marsalis Robinson 17:03 1-2 0-0 1-2 2 2 2 1 1 3 2 0 0 0 1 0 19
30 Wrenn Robertson 05:25 1-1 0-0 0-0 0 0 0 0 2 0 2 0 0 0 0 0 7
23 Obinna Anyanwu 02:53 1-1 0-0 0-0 0 0 0 1 0 2 0 0 0 0 0 0 -4
12 Jack McCloskey 00:58 0-0 0-0 0-0 0 0 0 1 0 0 0 1 0 0 0 0 -1
Team 2 2 4 0 0 0 0

Shooting By Period
1st FG% 12-23 52.2%
3PT% 1-3 33.3%
FT% 3-6 50%
2nd FG% 14-23 60.9%
3PT% 2-4 50.0%
FT% 15-19 78.9%
GM FG% 26-46 56.5%
3PT% 3-7 42.9%
FT% 18-25 72.0%

Biggest lead 4 (1st 17:13) 28 (2nd 3:29)
Best Scoring Run 7 (1st 0:46) 11 (2nd 11:23)
Lead Changes 1
Times Tied 2
Time with Lead 05:01 33:00
Points from Turnovers 10 11
Paint 20 42
Second Chance 13 7
Fast Breaks 7 10
Bench 8 27
Period by Period Scoring
1st 2nd TOT
UTA 19 32 61
Cal 28 45 73

@ TARLETON

L, 70-63

UT Arlington - 63 Record: 59 (0-1)
NO. Name Min FG 3P FT Rebounds Fouls TP AS TO ST Blocks BS BA +/-
2 Brandon Walker F 25:42 3-10 0-2 4-4 3 3 6 2 4 10 0 1 1 0 3 -12
22 Shemar Wilson F 04:11 0-0 0-0 0-0 0 1 1 5 4 7 2 1 0 2 0 -36
1 Chendall Weaver G 33:11 2-5 1-2 6-6 2 3 5 4 3 11 2 0 0 1 1 0 -6
4 Kyron Gibson G 22:10 5-13 2-5 3-4 0 1 1 4 4 15 1 4 1 0 0 1 1
55 Marlon Humphrey G 30:17 2-6 0-2 2-4 0 3 3 2 4 6 4 2 1 1 0 0 -7
5 Brandyn Talbot F 15:55 0-4 0-3 0-0 0 0 0 2 1 0 0 3 0 0 0 -7
00 Aaron Cash 19:46 2-6 2-6 0-0 2 6 8 4 2 6 1 0 1 0 0 0 4
23 Dario Domingos 10:34 2-2 0-0 1-1 1 1 2 1 1 5 0 1 0 0 0 -10
21 Pedro Castro 18:27 1-5 1-4 0-0 1 2 3 2 1 3 0 0 1 0 0 1 -2
22 Brandon Walker 03:13 0-0 0-0 0-0 4 1 5 0 0 0 0 0 0 0 0 0
Team 18-52 6-24 21-26 13 21 34 26 24 63 10 17 4 4 4 -7

Shooting By Period
1st FG% 5-23 21.7%
3PT% 1-11 9.1%
FT% 2-6 33.3%
2nd FG% 13-29 44.8%
3PT% 5-13 38.5%
FT% 16-20 80%
GM FG% 18-52 34.6%
3PT% 6-24 25.0%
FT% 21-26 80.8%

Playing its first Western Athletic Conference game in a decade, UT Arlington struggled to get going offensively against a stout Tarleton defense en route to a 70-63 league-opening setback.

Kyron Gibson scored all 15 of his team-high points in the 2nd half as the junior guard delivered his second-highest total of the year to pace UTA, which committed 17 turnovers – four above its season average – against a Tarleton side that came into the game ranked 5th nationally in forcing giveaways.

UTA's top-two leading scorers on the year in Shemar Wilson (10/game) and Gibson (9/game) were saddled with foul trouble in the 1st half as both were whistled for two each and combined for just a pair of points during the opening period. Trailing by just two, 9-7, a handful of minutes into the contest, UTA had a Gibson 3-point look just miss which would have given the Mavericks the lead. Instead, Tarleton clipped off a 16-2 run over the next 10 minutes to create a 16-point lead, 25-9, and from there the Texans kept the double-figure advantage the rest of the night until the closing minute.

Tarleton - 70 Record: 7-6 (1-0)
NO. Name Min FG 3P FT Rebounds Fouls TP AS TO ST Blocks BS BA +/-
15 KAndre Gaddy F 28:53 2-3 0-0 0-1 3 5 8 3 4 14 5 1 2 2 0 10
23 Jakorie Smith F 16:58 3-6 0-1 0-0 0 3 3 2 0 6 2 1 0 0 0 0 19
3 Shamir Bogues G 23:12 0-2 0-1 0-0 0 2 2 4 1 0 3 3 0 1 0 0 6
5 Lue Williams G 25:49 7-15 4-8 3-3 1 0 1 5 3 21 0 1 3 0 2 20
13 Shaun Daniel G 40:00 1-2 0-0 1-1 4 6 2 11 3 1 2 1 2 1 1 7
14 Javoratae Hopkins 05:07 1-1 0-0 0-1 0 1 1 1 1 3 2 0 2 0 0 0 1
1 Noah McDavid 29:23 3-7 1-2 2-2 0 0 0 0 3 11 0 3 0 0 1 -1
12 Tiger Booker 18:47 4-7 0-0 7-11 0 3 3 3 6 15 2 0 0 0 0 -9
0 Rod Brown 07:11 1-2 0-0 0-0 2 0 2 0 2 7 0 0 0 0 0 -3
44 Tydan Archibald 03:42 0-0 0-0 0-0 0 0 0 1 0 0 0 0 0 0 0 -12
10 Lajae Jones 00:58 0-0 0-0 0-0 0 1 1 0 0 0 0 0 0 0 0 -4
Team 1 3 4 0 0 1 1

Shooting By Period
1st FG% 15-21 71.4%
3PT% 2-6 33.3%
FT% 3-5 60%
2nd FG% 10-26 38.5%
3PT% 4-7 57.1%
FT% 15-23 65.2%
GM FG% 25-47 53.2%
3PT% 6-13 46.2%
FT% 18-28 64.3%

Biggest lead 2 (1st 15:54) 20 (2nd 15:01)
Best Scoring Run 8 (2nd 12:18) 9 (1st 5:07)
Lead Changes 1
Times Tied 1
Time with Lead 00:33 36:53
Points from Turnovers 7 15
Paint 16 24
Second Chance 9 11
Fast Breaks 4 6
Bench 14 28
Period by Period Scoring
1st 2nd TOT
UTA 16 47 63
TAR 31 39 70

STEPHEN F. AUSTIN

L, 66-62

SFA - 66 Record: 19-5 (2-0)
NO. Name Min FG 3P FT Rebounds Fouls TP AS TO ST Blocks BS BA +/-
22 Niana Antwi-Bossakpo F 15:50 2-4 0-0 0-0 0 1 1 5 1 4 1 0 0 0 1 -1
0 Nigel Hawkins G 29:10 3-7 1-1 3-4 0 4 4 1 3 10 3 1 1 0 2 11
3 Sadaidriene Hall G 32:01 4-10 0-0 0-1 2 4 6 1 1 8 0 1 0 1 0 3 1
10 Latrell Jossell G 37:55 3-13 2-5 4-4 1 5 6 2 3 12 5 1 1 1 0 1 3
13 AJ Cajuste 32:04 2-4 2-4 2-2 2 1 3 3 4 8 5 2 2 0 0 0 13
1 Derrick Tzozno 26:28 5-8 0-0 1-1 3 5 8 2 2 11 0 1 0 0 1 4
2 Roli Ware 10:01 1-3 0-0 2-2 0 0 0 0 1 4 0 0 0 0 1 9
4 Kyle Hayman 10:50 2-5 0-1 1-2 1 1 2 0 2 5 0 1 0 0 0 -7
15 Robbe Ambrose 05:40 2-2 0-0 0-0 0 1 1 4 0 4 0 1 0 0 0 4
Team 1 1 2 0 0 0 0

Shooting By Period
1st FG% 12-31 38.7%
3PT% 3-6 50.0%
FT% 2-4 50%
2nd FG% 12-25 48.0%
3PT% 2-5 40.0%
FT% 10-12 83.3%
GM FG% 24-56 42.9%
3PT% 5-11 45.5%
FT% 13-16 81.3%

A high-intensity affair between old Southland Conference rivals featured a frenetic closing minute with back-and-forth action, but ultimately it was Stephen F. Austin converting down the stretch to claim a narrow 66-62 win over UT Arlington.

UTA held a 60-59 lead with 1:30 remaining, but SFA's Latrell Jossell hit a 3-pointer just inside of 90 seconds remaining to put the Lumberjacks up 62-60. On the next UTA possession, SFA turned the Mavs over, but missed a layup at the other end. Back the other direction, UTA's Kyron Gibson missed a 3-pointer, leading to a breakaway opportunity for the 'Jacks, but Shemar Wilson chased down Sadaidriene Hall and blocked his dunk attempt.

That occurred with just over 30 seconds remaining, and UTA pushed the ball ahead trying for the game-tying bucket. But Gibson's fastbreak pass alley-oop attempt to Aaron Cash was intercepted and UTA had to foul with 16 ticks left.

Jossell made both from the charity stripe to extend the lead to 64-60, and Wilson converted a putback at the rim with three seconds left to make it 64-62. As UTA was trying to foul, SFA pushed the ball across the timeline and made a layup just before the final horn sounded to provide the final 66-62 margin.

UT Arlington - 62 Record: 10-13 (0-2)
NO. Name Min FG 3P FT Rebounds Fouls TP AS TO ST Blocks BS BA +/-
2 Brandon Walker F 23:03 1-10 0-5 2-4 3 2 5 1 3 4 1 0 0 0 0 -18
22 Shemar Wilson F 30:56 3-7 0-0 0-0 8 5 13 3 6 16 3 1 1 3 0 -9
1 Chendall Weaver G 19:30 1-6 0-1 4-4 1 2 3 4 2 6 0 0 1 0 0 4
4 Kyron Gibson G 28:37 5-9 2-4 2-2 1 2 3 4 1 14 5 3 0 0 1 6
55 Marlon Humphrey G 32:39 3-10 0-1 2-4 0 2 2 3 3 8 4 4 0 1 0 -7
3 Taj Anderson 11:20 1-6 0-0 0-0 0 1 1 1 2 2 0 1 1 2 0 -11
00 Aaron Cash 19:28 0-1 0-0 0-0 0 3 3 1 1 0 0 1 1 2 0 9
21 Pedro Castro 22:10 4-6 0-2 0-0 1 4 5 1 0 8 0 0 1 0 2 0 3
23 Dario Domingos 06:33 2-2 0-0 0-0 1 1 2 0 0 4 0 0 0 0 1 -3
5 Brandyn Talbot 03:05 0-0 0-0 0-0 0 0 1 0 0 0 0 0 0 0 0 -6
24 Montez Young Jr. 02:39 0-0 0-0 0-0 0 0 0 1 0 0 0 0 0 0 0 -5
Team 0 0 0 0 0 0 1

Shooting By Period
1st FG% 11-30 36.7%
3PT% 1-6 16.7%
FT% 4-7 57.1%
2nd FG% 12-27 44.4%
3PT% 1-9 11.1%
FT% 10-12 83.3%
GM FG% 23-57 40.4%
3PT% 2-15 13.3%
FT% 14-19 73.7%

Biggest lead 6 (2nd 9:57) 7 (1st 12:41)
Best Scoring Run 8 (1st 1:46) 7 (2nd 6:38)
Lead Changes 5
Times Tied 10
Time with Lead 16:01 15:18
Points from Turnovers 10 11
Paint 30 28
Second Chance 10 17
Fast Breaks 4 4
Bench 24 14
Period by Period Scoring
1st 2nd TOT
SFA 30 36 66
UTA 27 35 62

GAME BOXES & CAPSULES

@ NM STATE

W, 66-55

UT Arlington - 66 Record: 6-13. Player stats for Shamir Wilson, Aaron Cash, Chendall Weaver, Kyrion Gibson, Pedro Castro, Brandon Walker, Brandy Talbot, Shaysten Cornish, Monte Young Jr., Dario Domingos.

After getting out-scored by 34 points in the 2nd half just two days prior when holding a halftime lead, UT Arlington completely flipped the script as the Mavericks opened the 2nd half on a 24-4 run to overcome a halftime deficit en route to an impressive 66-55 road win over New Mexico State.

Trailing at the break, 33-26, UTA came out firing with a 9-0 start to the 2nd half, led by as much as 17 and picked up a crucial road victory against a New Mexico State team picked to finish 2nd in the Western Athletic Conference despite the Mavs not having their starting point guard Marion Humphrey.

NM State - 55 Record: 7-11. Player stats for Issa Muhammad, James Beck, Xavier Prinson, Daljain Gordon, Deshaunne Washington, Marcellus Avery, Kyle Felt, Doctor Bradley, Shaquai Odomewu, Mady Traore, Anthony Roy.

Chendall Weaver - who was held scoreless for the first time in his career two days prior at Grand Canyon - delivered a game-high 16 points and also secured seven rebounds as part of a 35-29 edge on the glass for the Mavs.

UTA locked in defensively as well, holding NM State to season lows in points (55), field goal percentage (31.6) and field goals made (18).

The 55 points UTA limited NM State to represented just the second time in the last six seasons that the Mavs have held an opponent to 55 or fewer points on the road (52 at Arkansas State on Jan. 2, 2020). Prior to that, the last time the Mavs did it was on Dec. 16, 2016, when they allowed Bradley to score just 51.

Summary statistics for UTA vs NM State: Biggest lead, Best Scoring Run, Lead Changes, Times Tied, Time with Lead.

UTRGV

W, 85-73

UTRGV - 73 Record: 10-9 (1-5). Player stats for Dima Zzor, Daylen Williams, Justin Johnson, Will Johnson, Sherman Brashar, John Sharu II, Alex Horuk, Ahren Freeman, Dennis Ward, C.J. Jackson.

Facing one of the nation's most prolific offenses, UT Arlington instead turned in its best offensive performance of the season en route to a dominant 85-73 win over UT Rio Grande Valley inside the College Park Center. UTA delivered season highs against a Division-I opponent in points, 3-pointers made (11) and assists (26) as the Mavs shot a blistering 62 percent (16-26) from the floor in the 2nd half.

UTRGV took a 3-2 lead on a 3-pointer just a minute into the game, but Gibson responded with a triple of his own 45 seconds later to put the Mavs back in front, 5-3, and they led for the final 38 minutes.

UT Arlington - 85 Record: 7-3 (2-5). Player stats for Shamir Wilson, Aaron Cash, Chendall Weaver, Kyrion Gibson, Pedro Castro, Brandon Walker, Shaysten Cornish, Brandy Talbot, Dario Domingos, Marion Humphrey.

Facing a UTRGV team that leads the nation in offensive efficiency and tempo, and ranks 2nd in terms of quickest possessions, UTA held the Vaqueros to just 23 1st-half points en route to a 16-point halftime lead and limited them to nine below their season average of 82 per contest. Seventeen of those 73 points for UTRGV occurred in the final 4:30 once the game's outcome for all intents and purposes was already decided.

Summary statistics for UTA vs UTRGV: Biggest lead, Best Scoring Run, Lead Changes, Times Tied, Time with Lead.

@ ACU

L, 84-68

UT Arlington - 68 Record: 7-14 (2-6). Player stats for Shamir Wilson, Aaron Cash, Chendall Weaver, Kyrion Gibson, Pedro Castro, Brandon Walker, Brandy Talbot, Shaysten Cornish, Marion Humphrey, Dario Domingos.

UT Arlington couldn't find an answer for the hot shooting of Abilene Christian as the Wildcats claimed an 84-68 win inside Moody Coliseum.

Kyrion Gibson knocked down a season-high four 3-pointers - all of which came in the first 13 minutes - on his way to a game- and season-best 20 points to pace UTA. Shamir Wilson added 12 points and four rebounds for the Mavs, and Marion Humphrey came off the bench to tally 10 points.

Typically stout defensively, UTA struggled mightily on that end Saturday as the Mavericks surrendered season highs in points (84), field goal percentage and makes (63.3, 31-49), 3-point percentage (58.8, 10-17) and assists (20).

A pair of big scoring runs early in both halves by ACU keyed the difference in the game. UTA held a 6-2 lead not even four minutes into the contest before the Wildcats responded with an extended 20-3 stretch to create a 22-9 lead near the midway point of the 1st half.

After the Mavs were able to cut that margin all the way down to just four late in the half, ACU commenced the 2nd half in similar fashion as the 1st and used a 13-2 run to open up its biggest lead of the night to that point, 49-31, with 15 minutes to play. From that juncture, UTA trailed by as much as 25 as the Mavs saw their two-game winning streak in league play stopped.

Abilene Christian - 84 Record: 10-10 (2-6). Player stats for Arion Simmons, Joe Pleasant, Damien Daniels, Tobias Cameron, Emmanuel Allen, Ali Abdou Dibba, Cameron Steele, Hunter Jake Madden, Ja'Sean Jackson, Leonardo Bettel, Coby Tanner, JV Seat, Muodibem Muonke, Yout Gai.

Summary statistics for UTA vs ACU: Biggest lead, Best Scoring Run, Lead Changes, Times Tied, Time with Lead.

UTA OVERALL SEASON STATS

Game Records

Record	Overall	Home	Away	Neutral
ALL GAMES	7-14	4-5	2-6	1-3
CONFERENCE	2-6	1-3	1-3	0-0
NON-CONFERENCE	5-8	3-2	1-3	1-3

Score by Periods

Team	1st	2nd	OT	TOT
UT Arlington	624	767	0	1391
Opponents	627	773	0	1400

Team Box Score

No.	Player	Overall			Total		3-Point		F-Throw		Rebounds				Other				PTS	AVG		
		GP-GS	MIN	AVG	FG-FGA	FG%	3FG-3FGA	3FG%	FT-FTA	FT%	OFF	DEF	TOT	AVG	PF	DQ	A	TO			BLK	STL
22	WILSON, Shemar	21-21	498:03	23.7	75-142	.528	2-5	.400	74-106	.698	80	94	174	8.3	59	1	15	40	21	9	226	10.8
4	GIBSON, Kyron	20-19	545:57	27.3	73-187	.390	31-79	.392	32-54	.593	8	34	42	2.1	41	0	71	47	4	20	209	10.5
1	WEAVER, Chendall	21-14	562:12	26.8	55-134	.410	15-45	.333	50-73	.685	35	63	98	4.7	57	1	36	21	6	19	175	8.3
00	CASH, Aaron	21-18	464:02	22.1	57-134	.425	30-72	.417	13-19	.684	28	56	84	4.0	39	0	10	36	8	13	157	7.5
2	WALKER, Brandon	21-3	348:50	16.6	62-151	.411	3-33	.091	22-42	.524	34	54	88	4.2	41	0	8	17	1	7	149	7.1
55	HUMPHREY, Marion	20-14	499:14	25.0	48-134	.358	4-16	.250	29-46	.630	14	36	50	2.5	32	0	56	31	7	28	129	6.5
5	TALBOT, Brandyn	19-1	283:32	14.9	29-91	.319	18-66	.273	13-14	.929	2	17	19	1.0	14	0	23	12	2	5	89	4.7
3	ANDERSON, Taj	16-6	255:26	16.0	23-95	.242	11-55	.200	10-15	.667	2	19	21	1.3	20	0	13	13	2	13	67	4.2
23	DOMINGOS, Dario	18-0	165:22	9.2	25-50	.500	1-3	.333	15-21	.714	29	23	52	2.9	30	1	1	17	1	4	66	3.7
21	CASTRO, Pedro	21-9	349:09	16.6	25-70	.357	7-25	.280	10-11	.909	19	44	63	3.0	19	0	18	17	9	7	67	3.2
12	WOODS, Damonze	5-0	38:55	7.8	6-8	.750	0-0	.000	2-8	.250	4	5	9	1.8	8	0	0	4	1	0	14	2.8
24	YOUNG JR., Montez	17-0	163:15	9.6	16-30	.533	1-1	1.000	7-13	.538	12	29	41	2.4	26	0	14	9	3	10	40	2.4
14	CLAYTON, Cash	3-0	07:50	2.6	1-4	.250	0-2	.000	0-0	.000	1	1	2	0.7	1	0	1	0	0	0	2	0.7
10	CORNISH, Shaysten	4-0	18:11	4.5	0-1	.000	0-1	.000	1-2	.500	0	0	0	0.0	3	0	1	1	0	0	1	0.3
Team											29	18	47						19			
Total		21	4200		495-1231	.402	123-403	.305	278-424	.656	297	493	790	37.6	390	3	267	284	65	135	1391	66.2
Opponents		21	4200		492-1130	.435	155-429	.361	261-376	.694	194	503	697	33.2	408	7	260	303	67	121	1400	66.7

Team Statistics

	UTA	OPP
Scoring	1391	1400
Points per game	66.2	66.7
Scoring margin	-0.4	-
Field goals-att	495-1231	492-1130
Field goal pct	.402	.435
3 point fg-att	123-403	155-429
3-point FG pct	.305	.361
3-pt FG made per game	5.9	7.4
Free throws-att	278-424	261-376
Free throw pct	.656	.694
F-Throws made per game	13.2	12.4
Rebounds	790	697
Rebounds per game	37.6	33.2
Rebounding margin	+4.4	-
Assists	267	260
Assists per game	12.7	12.4
Turnovers	284	303
Turnovers per game	13.5	14.4
Turnover margin	+0.9	-
Assist/turnover ratio	0.9	0.9
Steals	135	121
Steals per game	6.4	5.8
Blocks	65	67
Blocks per game	3.1	3.2
Winning streak	0	-
Home win streak	1	-
Attendance	13463	30983
Home games-Avg/Game	9-1496	8-3873
Neutral site-Avg/Game	-	4-274

Team Results

Date	Opponent		Score	Att.
11/07/2022	at Oklahoma St.	L	66-77	5324
11/12/2022	Southwestern (TX)	W	103-61	2466
11/15/2022	Hardin-Simmons	W	100-59	1429
11/18/2022	Nevada	L	43-62	1475
11/21/2022	vs Drexel	L	38-59	654
11/22/2022	vs Northern Ky.	W	60-56	243
11/23/2022	vs East Carolina	L	65-79	198
11/28/2022	Howard Payne	W	99-41	1011
12/02/2022	at LSU	L	59-63	9145
12/06/2022	North Texas	L	57-60	1931
12/10/2022	vs Texas St.	L	65-71	0
12/19/2022	at San Francisco	W	68-63	0
12/21/2022	at California	L	51-73	1130
12/29/2022	at Tarleton St.	L	63-70	1533
12/31/2022	SFA	L	62-66	1419
01/05/2023	Utah Valley	L	64-72	1017
01/07/2023	Seattle U	L	61-76	1052
01/12/2023	at Grand Canyon	L	48-80	6982
01/14/2023	at New Mexico St.	W	66-55	4864
01/19/2023	UTRGV	W	85-73	1663
01/21/2023	at Abilene Christian	L	68-84	2005

UTA CONFERENCE-ONLY STATS

Game Records

Record	Overall	Home	Away	Neutral
ALL GAMES	2-6	1-3	1-3	0-0
CONFERENCE	2-6	1-3	1-3	0-0
NON-CONFERENCE	0-0	0-0	0-0	0-0

Score by Periods

Team	1st	2nd	OT	TOT
UT Arlington	229	288	0	517
Opponents	255	321	0	576

Team Box Score

No.	Player	Total			3-Point		F-Throw		Rebounds				Other Stats									
		GP-GS	MIN	AVG	FG-FGA	FG%	3FG-3FGA	3FG%	FT-FTA	FT%	OFF	DEF	TOT	AVG	PF	DQ	A	TO	BLK	STL	PTS	AVG
4	GIBSON, Kyrion	8-8	240:20	30.0	35-89	.393	17-38	.447	14-23	.609	4	15	19	2.4	24	0	40	19	2	6	101	12.6
22	WILSON, Shemar	8-8	203:54	25.5	31-50	.620	1-2	.500	33-48	.688	34	30	64	8.0	23	1	5	11	8	4	96	12.0
1	WEAVER, Chendall	8-8	236:15	29.5	22-56	.393	4-14	.286	22-30	.733	14	25	39	4.9	25	1	18	7	2	7	70	8.8
2	WALKER, Brandon	8-3	131:32	16.4	19-60	.317	1-13	.077	9-20	.450	15	15	30	3.8	13	0	3	3	0	3	48	6.0
00	CASH, Aaron	8-5	165:39	20.7	16-45	.356	13-30	.433	3-6	.500	9	25	34	4.3	15	0	3	17	3	3	48	6.0
55	HUMPHREY, Marion	7-4	154:36	22.1	13-43	.302	2-8	.250	7-13	.538	3	9	12	1.7	12	0	16	11	2	6	35	5.0
5	TALBOT, Brandyn	6-0	87:08	14.5	7-22	.318	6-16	.375	4-4	1.000	1	1	2	0.3	5	0	8	6	0	0	24	4.0
21	CASTRO, Pedro	8-4	152:19	19.0	13-28	.464	2-9	.222	3-3	1.000	2	13	15	1.9	7	0	8	8	3	2	31	3.9
24	YOUNG JR., Montez	7-0	84:46	12.1	10-21	.476	1-1	1.000	5-7	.714	6	16	22	3.1	15	0	7	6	1	8	26	3.7
3	ANDERSON, Taj	5-0	78:18	15.7	6-27	.222	3-17	.176	0-0	.000	1	5	6	1.2	7	0	3	3	0	1	15	3.0
23	DOMINGOS, Dario	8-0	43:21	5.4	10-15	.667	0-1	.000	2-3	.667	7	3	10	1.3	11	0	0	8	1	0	22	2.8
10	CORNISH, Shaysten	4-0	18:11	4.5	0-1	.000	0-1	.000	1-2	.500	0	0	0	0.0	3	0	1	1	0	0	1	0.3
12	WOODS, Damonze	1-0	03:40	3.7	0-0	.000	0-0	.000	0-0	.000	2	1	3	3.0	1	0	0	0	0	0	0	0.0
Team											11	8	19					9				
Total		8	1600		182-457	.398	50-150	.333	103-159	.648	109	166	275	34.4	161	2	112	109	22	40	517	64.6
Opponents		8	1600		201-410	.490	64-144	.444	110-153	.719	63	192	255	31.9	162	2	108	110	25	47	576	72.0

Team Statistics

	UTA	OPP
Scoring	517	576
Points per game	64.6	72.0
Scoring margin	-7.4	-
Field goals-att	182-457	201-410
Field goal pct	.398	.490
3 point fg-att	50-150	64-144
3-point FG pct	.333	.444
3-pt FG made per game	6.3	8.0
Free throws-att	103-159	110-153
Free throw pct	.648	.719
F-Throws made per game	12.9	13.8
Rebounds	275	255
Rebounds per game	34.4	31.9
Rebounding margin	+2.5	-
Assists	112	108
Assists per game	14.0	13.5
Turnovers	109	110
Turnovers per game	13.6	13.8
Turnover margin	+0.1	-
Assist/turnover ratio	1.0	1.0
Steals	40	47
Steals per game	5.0	5.9
Blocks	22	25
Blocks per game	2.8	3.1
Winning streak	0	-
Home win streak	1	-
Attendance	5151	15384
Home games-Avg/Game	4-1288	4-3846
Neutral site-Avg/Game	-	0-0

Team Results

Date	Opponent		Score	Att.
12/29/2022	at Tarleton St.	L	63-70	1533
12/31/2022	SFA	L	62-66	1419
01/05/2023	Utah Valley	L	64-72	1017
01/07/2023	Seattle U	L	61-76	1052
01/12/2023	at Grand Canyon	L	48-80	6982
01/14/2023	at New Mexico St.	W	66-55	4864
01/19/2023	UTRGV	W	85-73	1663
01/21/2023	at Abilene Christian	L	68-84	2005

UTA GAME-BY-GAME STATS

Opponent	Date	Score	Total		3-Pointers		Free throws		Rebounds				Other Stats						
			FG-FGA	PCT	3FG-3FGA	PCT	FT-FTA	PCT	OFF	DEF	TOT	AVG	PF	A	TO	BLK	STL	PTS	AVG
at Oklahoma St.	11/07/2022	66-77 L	21-59	.356	4-17	.235	20-25	.800	13	24	37	37.0	21	7	19	1	11	66	66.0
Southwestern (TX)	11/12/2022	103-61 W	31-66	.470	11-27	.407	30-48	.625	23	22	45	41.0	22	19	13	6	19	103	84.5
Hardin-Simmons	11/15/2022	100-59 W	41-83	.494	7-23	.304	11-17	.647	20	39	59	47.0	14	18	10	2	6	100	89.7
Nevada	11/18/2022	43-62 L	10-56	.179	3-25	.120	20-30	.667	15	25	40	45.3	23	4	14	1	8	43	78.0
vs Drexel	11/21/2022	38-59 L	15-59	.254	4-18	.222	4-11	.364	14	22	36	43.4	13	6	9	4	3	38	70.0
vs Northern Ky.	11/22/2022	60-56 W	21-46	.457	8-16	.500	10-16	.625	9	27	36	42.2	16	12	17	4	4	60	68.3
vs East Carolina	11/23/2022	65-79 L	24-59	.407	5-19	.263	12-17	.706	12	20	32	40.7	18	10	10	1	5	65	67.9
Howard Payne	11/28/2022	99-41 W	40-78	.513	8-25	.320	11-19	.579	21	42	63	43.5	12	28	13	9	7	99	71.8
at LSU	12/02/2022	59-63 L	24-64	.375	5-19	.263	6-11	.545	14	22	36	42.7	17	8	9	4	6	59	70.3
North Texas	12/06/2022	57-60 L	19-46	.413	5-12	.417	14-20	.700	15	18	33	41.7	18	9	15	6	5	57	69.0
vs Texas St.	12/10/2022	65-71 L	25-51	.490	4-13	.308	11-15	.733	9	21	30	40.6	20	10	16	1	7	65	68.6
at San Francisco	12/19/2022	68-63 W	26-57	.456	4-14	.286	12-18	.667	13	27	40	40.6	14	12	18	2	10	68	68.6
at California	12/21/2022	51-73 L	16-50	.320	5-25	.200	14-18	.778	10	18	28	39.6	21	12	12	2	4	51	67.2
at Tarleton St.	12/29/2022	63-70 L	18-52	.346	6-24	.250	21-26	.808	13	21	34	39.2	26	10	17	4	4	63	66.9
SFA	12/31/2022	62-66 L	23-57	.404	2-17	.118	14-19	.737	15	23	38	39.1	18	12	11	9	3	62	66.6
Utah Valley	01/05/2023	64-72 L	25-67	.373	6-16	.375	8-18	.444	18	23	41	39.3	23	9	11	2	6	64	66.4
Seattle U	01/07/2023	61-76 L	22-61	.361	4-20	.200	13-17	.765	16	17	33	38.9	16	15	9	1	4	61	66.1
at Grand Canyon	01/12/2023	48-80 L	17-52	.327	6-14	.429	8-18	.444	12	19	31	38.4	19	14	16	1	7	48	65.1
at New Mexico St.	01/14/2023	66-55 W	23-53	.434	7-18	.389	13-23	.565	10	25	35	38.3	19	14	17	2	5	66	65.2
UTRGV	01/19/2023	85-73 W	31-64	.484	11-24	.458	12-18	.667	14	25	39	38.3	26	26	12	0	6	85	66.2
at Abilene Christian	01/21/2023	68-84 L	23-51	.451	8-17	.471	14-20	.700	11	13	24	37.6	14	12	16	3	5	68	66.2
Total		1391	495-1231	.402	123-403	.305	278-424	.656	297	493	790	37.6	390	267	284	65	135	1391	66.2
Opponents		1400	492-1130	.435	155-429	.361	261-376	.694	194	503	697	33.2	408	260	303	67	121	1400	66.7

UT Arlington Averages

Games Played	Points/game	FG Pct	3FG Pct	FT Pct	Rebounds/game	Assists/game	Turnovers/game	Assist/Turnover ratio	Steals/game	Blocks/game
21	66.2	40.2	30.5	65.6	37.6	12.7	13.5	0.9	6.4	3.1

OPPONENT GAME-BY-GAME STATS

Opponent	Date	Score	Total		3-Pointers		Free throws		Rebounds				Other Stats						
			FG-FGA	PCT	3FG-3FGA	PCT	FT-FTA	PCT	OFF	DEF	TOT	AVG	PF	A	TO	BLK	STL	PTS	AVG
at Oklahoma St.	11/07/2022	66-77 L	26-60	.433	6-25	.240	19-27	.704	14	26	40	40.0	22	13	17	7	8	77	77.0
Southwestern (TX)	11/12/2022	103-61 W	20-50	.400	8-22	.364	13-20	.650	9	23	32	36.0	30	7	31	1	6	61	69.0
Hardin-Simmons	11/15/2022	100-59 W	24-65	.369	9-27	.333	2-7	.286	5	26	31	34.3	17	11	17	4	6	59	65.7
Nevada	11/18/2022	43-62 L	23-52	.442	3-19	.158	13-22	.591	8	36	44	36.8	27	11	17	6	6	62	64.8
vs Drexel	11/21/2022	38-59 L	22-53	.415	10-27	.370	5-6	.833	8	29	37	36.8	12	13	14	2	1	59	63.6
vs Northern Ky.	11/22/2022	60-56 W	20-57	.351	6-19	.316	10-15	.667	12	16	28	35.3	13	10	10	1	8	56	62.3
vs East Carolina	11/23/2022	65-79 L	26-57	.456	9-27	.333	18-22	.818	13	26	39	35.9	21	15	9	2	4	79	64.7
Howard Payne	11/28/2022	99-41 W	17-65	.262	5-22	.227	2-4	.500	7	20	27	34.8	21	9	19	3	7	41	61.8
at LSU	12/02/2022	59-63 L	21-51	.412	7-18	.389	14-21	.667	11	29	40	35.3	14	11	13	3	5	63	61.9
North Texas	12/06/2022	57-60 L	21-56	.375	6-24	.250	12-18	.667	19	16	35	35.3	21	9	10	4	6	60	61.7
vs Texas St.	12/10/2022	65-71 L	24-53	.453	6-17	.353	17-24	.708	12	16	28	34.6	14	15	10	4	6	71	62.5
at San Francisco	12/19/2022	68-63 W	21-55	.382	13-31	.419	8-12	.667	7	21	28	34.1	18	13	16	0	8	63	62.6
at California	12/21/2022	51-73 L	26-46	.565	3-7	.429	18-25	.720	6	27	33	34.0	16	15	10	5	3	73	63.4
at Tarleton St.	12/29/2022	63-70 L	23-47	.489	6-13	.462	18-28	.643	8	22	30	33.7	24	15	13	4	8	70	63.9
SFA	12/31/2022	62-66 L	24-56	.429	5-11	.455	13-16	.813	10	23	33	33.7	18	14	8	2	4	66	64.0
Utah Valley	01/05/2023	64-72 L	25-53	.472	4-11	.364	18-25	.720	8	32	40	34.1	19	10	14	7	3	72	64.5
Seattle U	01/07/2023	61-76 L	28-52	.538	10-20	.500	10-12	.833	9	25	34	34.1	19	17	10	4	5	76	65.2
at Grand Canyon	01/12/2023	48-80 L	28-48	.583	14-26	.538	10-15	.667	6	30	36	34.2	19	14	17	4	6	80	66.0
at New Mexico St.	01/14/2023	66-55 W	18-57	.316	6-24	.250	13-17	.765	10	19	29	33.9	21	6	16	0	8	55	65.4
UTRGV	01/19/2023	85-73 W	24-48	.500	9-22	.409	16-25	.640	6	22	28	33.6	21	12	18	2	5	73	65.8
at Abilene Christian	01/21/2023	68-84 L	31-49	.633	10-17	.588	12-15	.800	6	19	25	33.2	21	20	14	2	8	84	66.7
Total		1400	492-1130	.435	155-429	.361	261-376	.694	194	503	697	33.2	408	260	303	67	121	1400	66.7
UT Arlington		1391	495-1231	.402	123-403	.305	278-424	.656	297	493	790	37.6	390	267	284	65	135	1391	66.2

Opponents Averages

Games Played	Points/game	FG Pct	3FG Pct	FT Pct	Rebounds/game	Assists/game	Turnovers/game	Assist/Turnover ratio	Steals/game	Blocks/game
21	66.7	43.5	36.1	69.4	33.2	12.4	14.4	0.9	5.8	3.2

UTA / OPPONENT TEAM GAME HIGHS & LOWS

UT Arlington - Game Highs

POINTS	103	Southwestern (TX) (11/12/2022)
	100	Hardin-Simmons (11/15/2022)
	99	Howard Payne (11/28/2022)
	85	UTRGV (01/19/2023)
	68	at Abilene Christian (01/21/2023)
	68	at San Francisco (12/19/2022)
FIELD GOALS MADE	41	Hardin-Simmons (11/15/2022)
	40	Howard Payne (11/28/2022)
FIELD GOAL ATTEMPTS	83	Hardin-Simmons (11/15/2022)
	78	Howard Payne (11/28/2022)
FIELD GOAL PERCENTAGE	.513 (40-78)	Howard Payne (11/28/2022)
	.494 (41-83)	Hardin-Simmons (11/15/2022)
3 PT FG MADE	11	UTRGV (01/19/2023)
	11	Southwestern (TX) (11/12/2022)
3 PT FG ATTEMPTS	27	Southwestern (TX) (11/12/2022)
	25	at California (12/21/2022)
	25	Howard Payne (11/28/2022)
	25	Nevada (11/18/2022)
3 PT FG PERCENTAGE	.500 (8-16)	vs Northern Ky. (N) (11/22/2022)
	.471 (8-17)	at Abilene Christian (01/21/2023)
FREE THROWS MADE	30	Southwestern (TX) (11/12/2022)
	21	at Tarleton St. (12/29/2022)
FREE THROW ATTEMPTS	48	Southwestern (TX) (11/12/2022)
	30	Nevada (11/18/2022)
FREE THROW PERCENTAGE	.808 (21-26)	at Tarleton St. (12/29/2022)
	.800 (20-25)	at Oklahoma St. (11/07/2022)
REBOUNDS	63	Howard Payne (11/28/2022)
	59	Hardin-Simmons (11/15/2022)
ASSISTS	28	Howard Payne (11/28/2022)
	26	UTRGV (01/19/2023)
STEALS	19	Southwestern (TX) (11/12/2022)
	11	at Oklahoma St. (11/07/2022)
BLOCKED SHOTS	9	SFA (12/31/2022)
	9	Howard Payne (11/28/2022)
TURNOVERS	19	at Oklahoma St. (11/07/2022)
	18	at San Francisco (12/19/2022)
FOULS	26	UTRGV (01/19/2023)
	26	at Tarleton St. (12/29/2022)

Opponent - Game Highs

POINTS	84	at Abilene Christian (01/21/2023)
	80	at Grand Canyon (01/12/2023)
	79	vs East Carolina (N) (11/23/2022)
	77	at Oklahoma St. (11/07/2022)
	76	Seattle U (01/07/2023)
FIELD GOALS MADE	31	at Abilene Christian (01/21/2023)
	28	at Grand Canyon (01/12/2023)
	28	Seattle U (01/07/2023)
FIELD GOAL ATTEMPTS	65	Howard Payne (11/28/2022)
	65	Hardin-Simmons (11/15/2022)
FIELD GOAL PERCENTAGE	.633 (31-49)	at Abilene Christian (01/21/2023)
	.583 (28-48)	at Grand Canyon (01/12/2023)
3 PT FG MADE	14	at Grand Canyon (01/12/2023)
	13	at San Francisco (12/19/2022)
3 PT FG ATTEMPTS	31	at San Francisco (12/19/2022)
	27	vs East Carolina (N) (11/23/2022)
	27	vs Drexel (N) (11/21/2022)
	27	Hardin-Simmons (11/15/2022)
3 PT FG PERCENTAGE	.588 (10-17)	at Abilene Christian (01/21/2023)
	.538 (14-26)	at Grand Canyon (01/12/2023)
FREE THROWS MADE	19	at Oklahoma St. (11/07/2022)
	18	Utah Valley (01/05/2023)
	18	at Tarleton St. (12/29/2022)
	18	at California (12/21/2022)
	18	vs East Carolina (N) (11/23/2022)
FREE THROW ATTEMPTS	28	at Tarleton St. (12/29/2022)
	27	at Oklahoma St. (11/07/2022)
FREE THROW PERCENTAGE	.833 (10-12)	Seattle U (01/07/2023)
	.833 (5-6)	vs Drexel (N) (11/21/2022)
REBOUNDS	44	Nevada (11/18/2022)
	40	Utah Valley (01/05/2023)
	40	at LSU (12/02/2022)
	40	at Oklahoma St. (11/07/2022)
ASSISTS	20	at Abilene Christian (01/21/2023)
	17	Seattle U (01/07/2023)
STEALS	8	at Abilene Christian (01/21/2023)
	8	at New Mexico St. (01/14/2023)
	8	at Tarleton St. (12/29/2022)
	8	at San Francisco (12/19/2022)
	8	vs Northern Ky. (N) (11/22/2022)
	8	at Oklahoma St. (11/07/2022)
BLOCKED SHOTS	7	Utah Valley (01/05/2023)
	7	at Oklahoma St. (11/07/2022)
TURNOVERS	31	Southwestern (TX) (11/12/2022)
	19	Howard Payne (11/28/2022)
FOULS	30	Southwestern (TX) (11/12/2022)
	27	Nevada (11/18/2022)

UT Arlington - Game Lows

POINTS	38	vs Drexel (N) (11/21/2022)
	43	Nevada (11/18/2022)
	48	at Grand Canyon (01/12/2023)
	51	at California (12/21/2022)
	57	North Texas (12/06/2022)
FIELD GOALS MADE	10	Nevada (11/18/2022)
	15	vs Drexel (N) (11/21/2022)
FIELD GOAL ATTEMPTS	46	North Texas (12/06/2022)
	46	vs Northern Ky. (N) (11/22/2022)
FIELD GOAL PERCENTAGE	.179 (10-56)	Nevada (11/18/2022)
	.254 (15-59)	vs Drexel (N) (11/21/2022)
3 PT FG MADE	2	SFA (12/31/2022)
	3	Nevada (11/18/2022)
3 PT FG ATTEMPTS	12	North Texas (12/06/2022)
	13	vs Texas St. (N) (12/10/2022)
3 PT FG PERCENTAGE	.118 (2-17)	SFA (12/31/2022)
	.120 (3-25)	Nevada (11/18/2022)
FREE THROWS MADE	4	vs Drexel (N) (11/21/2022)
	6	at LSU (12/02/2022)
FREE THROW ATTEMPTS	11	at LSU (12/02/2022)
	11	vs Drexel (N) (11/21/2022)
FREE THROW PERCENTAGE	.364 (4-11)	vs Drexel (N) (11/21/2022)
	.444 (8-18)	at Grand Canyon (01/12/2023)
	.444 (8-18)	Utah Valley (01/05/2023)
REBOUNDS	24	at Abilene Christian (01/21/2023)
	28	at California (12/21/2022)
ASSISTS	4	Nevada (11/18/2022)
	6	vs Drexel (N) (11/21/2022)
STEALS	3	SFA (12/31/2022)
	3	vs Drexel (N) (11/21/2022)
BLOCKED SHOTS	0	UTRGV (01/19/2023)
	1	at Grand Canyon (01/12/2023)
	1	Seattle U (01/07/2023)
	1	vs Texas St. (N) (12/10/2022)
	1	vs East Carolina (N) (11/23/2022)
	1	Nevada (11/18/2022)
	1	at Oklahoma St. (11/07/2022)
TURNOVERS	9	Seattle U (01/07/2023)
	9	at LSU (12/02/2022)
	9	vs Drexel (N) (11/21/2022)
FOULS	12	Howard Payne (11/28/2022)
	13	vs Drexel (N) (11/21/2022)

Opponent - Game Lows

POINTS	41	Howard Payne (11/28/2022)
	55	at New Mexico St. (01/14/2023)
	56	vs Northern Ky. (N) (11/22/2022)
	59	vs Drexel (N) (11/21/2022)
	59	Hardin-Simmons (11/15/2022)
FIELD GOALS MADE	17	Howard Payne (11/28/2022)
	18	at New Mexico St. (01/14/2023)
FIELD GOAL ATTEMPTS	46	at California (12/21/2022)
	47	at Tarleton St. (12/29/2022)
FIELD GOAL PERCENTAGE	.262 (17-65)	Howard Payne (11/28/2022)
	.316 (18-57)	at New Mexico St. (01/14/2023)
3 PT FG MADE	3	at California (12/21/2022)
	3	Nevada (11/18/2022)
3 PT FG ATTEMPTS	7	at California (12/21/2022)
	11	Utah Valley (01/05/2023)
	11	SFA (12/31/2022)
3 PT FG PERCENTAGE	.158 (3-19)	Nevada (11/18/2022)
	.227 (5-22)	Howard Payne (11/28/2022)
FREE THROWS MADE	2	Howard Payne (11/28/2022)
	2	Hardin-Simmons (11/15/2022)
FREE THROW ATTEMPTS	4	Howard Payne (11/28/2022)
	6	vs Drexel (N) (11/21/2022)
FREE THROW PERCENTAGE	.286 (2-7)	Hardin-Simmons (11/15/2022)
	.500 (2-4)	Howard Payne (11/28/2022)
REBOUNDS	25	at Abilene Christian (01/21/2023)
	27	Howard Payne (11/28/2022)
ASSISTS	6	at New Mexico St. (01/14/2023)
	7	Southwestern (TX) (11/12/2022)
STEALS	1	vs Drexel (N) (11/21/2022)
	3	Utah Valley (01/05/2023)
	3	at California (12/21/2022)
BLOCKED SHOTS	0	at New Mexico St. (01/14/2023)
	0	at San Francisco (12/19/2022)
TURNOVERS	8	SFA (12/31/2022)
	9	vs East Carolina (N) (11/23/2022)
FOULS	12	vs Drexel (N) (11/21/2022)
	13	vs Northern Ky. (N) (11/22/2022)

UTA / OPPONENT PLAYER GAME HIGHS

UT Arlington - Individual Game Highs

POINTS	20	Kyron Gibson at Abilene Christian (01/21/2023)
	20	Aaron Cash vs UTRGV (01/19/2023)
	19	Chendall Weaver vs Southwestern (TX) (11/12/2022)
	19	Kyron Gibson vs Texas St. (N) (12/10/2022)
	19	Taj Anderson vs Southwestern (TX) (11/12/2022)
FIELD GOALS MADE	8	Kyron Gibson vs Texas St. (N) (12/10/2022)
	7	Aaron Cash vs UTRGV (01/19/2023)
	7	Marion Humphrey at LSU (12/02/2022)
	7	Marion Humphrey vs Hardin-Simmons (11/15/2022)
	7	Brandon Walker vs Hardin-Simmons (11/15/2022)
	7	Aaron Cash vs Southwestern (TX) (11/12/2022)
FIELD GOAL ATTEMPTS	16	Kyron Gibson vs Texas St. (N) (12/10/2022)
	14	Kyron Gibson at New Mexico St. (01/14/2023)
FIELD GOAL PERCENTAGE (min 5 made)	.857 (6-7)	Shemar Wilson vs SFA (12/31/2022)
	.857 (6-7)	Aaron Cash vs Northern Ky. (N) (11/22/2022)
3 PT FG MADE	6	Aaron Cash vs UTRGV (01/19/2023)
	5	Brandyn Talbot vs Northern Ky. (N) (11/22/2022)
3 PT FG ATTEMPTS	8	Aaron Cash at California (12/21/2022)
	8	Brandyn Talbot vs Northern Ky. (N) (11/22/2022)
3 PT FG PERCENTAGE (min 2 made)	1.000 (2-2)	Marion Humphrey at Abilene Christian (01/21/2023)
	.857 (6-7)	Aaron Cash vs UTRGV (01/19/2023)
FREE THROWS MADE	8	Shemar Wilson vs Seattle U (01/07/2023)
	8	Shemar Wilson vs North Texas (12/06/2022)
FREE THROW ATTEMPTS	10	Shemar Wilson vs Seattle U (01/07/2023)
	10	Shemar Wilson vs North Texas (12/06/2022)
FREE THROW PERCENTAGE (min 3 made)	1.000 (6-6)	Chendall Weaver at Tarleton St. (12/29/2022)
	1.000 (5-5)	Chendall Weaver vs Southwestern (TX) (11/12/2022)
	1.000 (5-5)	Shemar Wilson at Oklahoma St. (11/07/2022)
	1.000 (5-5)	Kyron Gibson at Oklahoma St. (11/07/2022)
	1.000 (4-4)	Kyron Gibson at Abilene Christian (01/21/2023)
	1.000 (4-4)	Chendall Weaver vs SFA (12/31/2022)
	1.000 (4-4)	Brandon Walker at Tarleton St. (12/29/2022)
	1.000 (4-4)	Brandyn Talbot at San Francisco (12/19/2022)
	1.000 (4-4)	Chendall Weaver at LSU (12/02/2022)
	1.000 (4-4)	Taj Anderson at Oklahoma St. (11/07/2022)
	1.000 (3-3)	Pedro Castro vs UTRGV (01/19/2023)
	1.000 (3-3)	Kyron Gibson at California (12/21/2022)
	1.000 (3-3)	Brandon Walker vs Hardin-Simmons (11/15/2022)
REBOUNDS	16	Shemar Wilson vs Hardin-Simmons (11/15/2022)
	14	Shemar Wilson vs Utah Valley (01/05/2023)
	14	Shemar Wilson vs Howard Payne (11/28/2022)
	14	Shemar Wilson vs Nevada (11/18/2022)
ASSISTS	12	Kyron Gibson vs UTRGV (01/19/2023)
	11	Marion Humphrey vs Howard Payne (11/28/2022)
STEALS	6	Marion Humphrey vs Southwestern (TX) (11/12/2022)
	4	Montez Young Jr. vs UTRGV (01/19/2023)
	4	Marion Humphrey at San Francisco (12/19/2022)
	4	Chendall Weaver vs Southwestern (TX) (11/12/2022)
	4	Taj Anderson at Oklahoma St. (11/07/2022)
BLOCKED SHOTS	3	Shemar Wilson vs SFA (12/31/2022)
	3	Aaron Cash vs North Texas (12/06/2022)
TURNOVERS	5	Kyron Gibson at Abilene Christian (01/21/2023)
	5	Aaron Cash at New Mexico St. (01/14/2023)
FOULS	5	Chendall Weaver vs UTRGV (01/19/2023)
	5	Shemar Wilson at Tarleton St. (12/29/2022)
	5	Dario Domingos vs Southwestern (TX) (11/12/2022)

Opponent - Individual Game Highs

POINTS	30	Justin Johnson vs UTRGV (01/19/2023)
	24	Tyrell Roberts at San Francisco (12/19/2022)
	23	Nighael Ceaser vs Texas St. (N) (12/10/2022)
	22	Tylor Perry vs North Texas (12/06/2022)
	22	Colettrane Washington vs Drexel (N) (11/21/2022)
FIELD GOALS MADE	11	Justin Johnson vs UTRGV (01/19/2023)
	8	Lars Thiemann at California (12/21/2022)
	8	Tyrell Roberts at San Francisco (12/19/2022)
	8	Nighael Ceaser vs Texas St. (N) (12/10/2022)
	8	Colettrane Washington vs Drexel (N) (11/21/2022)
FIELD GOAL ATTEMPTS	20	Justin Johnson vs UTRGV (01/19/2023)
	17	Tyrell Roberts at San Francisco (12/19/2022)
FIELD GOAL PERCENTAGE (min 5 made)	.833 (5-6)	Damien Daniels at Abilene Christian (01/21/2023)
	.833 (5-6)	Cameron Steele at Abilene Christian (01/21/2023)
3 PT FG MADE	6	Colettrane Washington vs Drexel (N) (11/21/2022)
	5	Tyrell Roberts at San Francisco (12/19/2022)
3 PT FG ATTEMPTS	9	Khaili Shabazz at San Francisco (12/19/2022)
	9	Tylor Perry vs North Texas (12/06/2022)
3 PT FG PERCENTAGE (min 2 made)	1.000 (3-3)	Brandon Chatfield vs Seattle U (01/07/2023)
	1.000 (2-2)	Damien Daniels at Abilene Christian (01/21/2023)
	1.000 (2-2)	Kobe Knox at Grand Canyon (01/12/2023)
	1.000 (2-2)	Ashton McKenzie vs Howard Payne (11/28/2022)
	1.000 (2-2)	Xavier Rhodes vs Northern Ky. (N) (11/22/2022)
	1.000 (2-2)	Calaway Dykes vs Hardin-Simmons (11/15/2022)
FREE THROWS MADE	10	Tylor Perry vs North Texas (12/06/2022)
	9	Justin Harmon vs Utah Valley (01/05/2023)
	9	Kuany Kuany at California (12/21/2022)
FREE THROW ATTEMPTS	12	Justin Harmon vs Utah Valley (01/05/2023)
	11	Tiger Booker at Tarleton St. (12/29/2022)
	11	Kuany Kuany at California (12/21/2022)
FREE THROW PERCENTAGE (min 3 made)	1.000 (10-10)	Tylor Perry vs North Texas (12/06/2022)
	1.000 (6-6)	Will Johnston vs UTRGV (01/19/2023)
	1.000 (5-5)	Nighael Ceaser vs Texas St. (N) (12/10/2022)
	1.000 (4-4)	Ray Harrison at Grand Canyon (01/12/2023)
	1.000 (4-4)	Latrell Jossell vs SFA (12/31/2022)
	1.000 (4-4)	Amari Williams vs Drexel (N) (11/21/2022)
	1.000 (4-4)	Will Baker vs Nevada (11/18/2022)
	1.000 (3-3)	Lue Williams at Tarleton St. (12/29/2022)
	1.000 (3-3)	Tyrell Roberts at San Francisco (12/19/2022)
	1.000 (3-3)	Valentino Pinedo vs East Carolina (N) (11/23/2022)
	1.000 (3-3)	Wynston Tabbs vs East Carolina (N) (11/23/2022)
	1.000 (3-3)	RJ Felton vs East Carolina (N) (11/23/2022)
	1.000 (3-3)	Brandon Johnson vs East Carolina (N) (11/23/2022)
	1.000 (3-3)	Marques Warrick vs Northern Ky. (N) (11/22/2022)
	1.000 (3-3)	Avery Anderson, III at Oklahoma St. (11/07/2022)
	1.000 (3-3)	John-Michael Wright at Oklahoma St. (11/07/2022)
REBOUNDS	13	RJ Felton vs East Carolina (N) (11/23/2022)
	12	Aziz Bandaogo vs Utah Valley (01/05/2023)
ASSISTS	7	Damien Daniels at Abilene Christian (01/21/2023)
	7	Xavier Rhodes vs Northern Ky. (N) (11/22/2022)
STEALS	3	Joe Pleasant at Abilene Christian (01/21/2023)
	3	Lue Williams at Tarleton St. (12/29/2022)
	3	Xavier Rhodes vs Northern Ky. (N) (11/22/2022)
	3	Darrion Williams vs Nevada (11/18/2022)
BLOCKED SHOTS	5	K.J. Hymes vs Nevada (11/18/2022)
	4	Moussa Cisse at Oklahoma St. (11/07/2022)
TURNOVERS	8	Preston Hannah vs Southwestern (TX) (11/12/2022)
	7	Justin Johnson vs UTRGV (01/19/2023)
FOULS	5	Nana Antwi-Boasiako vs SFA (12/31/2022)
	5	Lue Williams at Tarleton St. (12/29/2022)
	5	Jayden Martinez vs North Texas (12/06/2022)
	5	Abou Ousmane vs North Texas (12/06/2022)
	5	Kenan Blackshear vs Nevada (11/18/2022)
	5	Tre Coleman vs Nevada (11/18/2022)
	5	Avery Anderson, III at Oklahoma St. (11/07/2022)

SINGLE-GAME INDIVIDUAL PROGRAM RECORDS

POINTS

Pts	Player	Opponent	Date
1. 44	Dink Ford	Texas Wesleyan	Dec. 28, 1964
2. 43	Steven Barber	at UTSA	Jan. 24, 2002
3. 41	Larry Moore	Centenary	Jan. 18, 1973
4. 39	Willie Brand	Prairie View A&M	Dec. 2, 1989
39	Jerry Janek	Texas Wesleyan	Dec. 29, 1962
6. 38	Erick Neal	Appalachian State	Feb. 1, 2018
38	Marquez Haynes	UTSA	Jan. 16, 2010
38	Steven Barber	Wichita State	Nov. 28, 2001
38	Mike Nau	Lamar	Feb. 14, 1967
10. 37	David Azore	at Little Rock	Jan. 22, 2022
37	Erick Neal	Appalachian State	Mar. 9, 2018
37	Reger Dowell	Western Kentucky	Mar. 1, 2014
37	Leonard Wilson	ULM	Mar. 6, 1993
37	Eric Gore	North Texas	Feb. 25, 1991
37	Bruce Tibbetts	at McMurry	Jan. 30, 1965
16. 36	David Azore	App State	Feb. 5, 2022
36	Marquez Haynes	vs. Texas A&M-Corpus Christi	Mar. 12, 2009
36	Keith Greene	McNeese State	Feb. 17, 2000
36	Sam Norton	at ULM	Mar. 5, 1984
36	Sam Norton	at Oral Roberts	Jan. 3, 1984
36	Eddie Stallings	Trinity	Feb. 1, 1969
36	Dink Ford	at Texas Wesleyan	Jan. 2, 1965
36	Bruce Tibbetts	at Texas Wesleyan	Jan. 2, 1965
36	John Reglin	at Texas Wesleyan	Jan. 25, 1964
25. 35	Erick Neal	at ULM	Feb. 15, 2018
35	Reger Dowell	Howard Payne	Nov. 13, 2014
35	Bobby Kenyon	Northwestern State	Feb. 27, 1992
35	Willie Brand	at Northwestern State	Feb. 16, 1991
35	Freddie Anderson	at North Texas	Jan. 14, 1976
35	Kenny Jenkins	at Denver	Jan. 10, 1976
35	Eddie Stallings	West Texas A&M	Jan. 2, 1969
35	Noel Roberts	Trinity	Jan. 5, 1963

FIELD GOALS MADE

FG	Player	Opponent	Date
1. 20	Larry Moore	Centenary	Jan. 18, 1973
2. 16	Cal Tate	Texas Wesleyan	Feb. 15, 1978
16	Ronnie Marsh	at Abilene Christian	Jan. 22, 1973
16	Mike Nau	Lamar	Feb. 14, 1967
16	Noel Roberts	Trinity	Dec. 28, 1962
6. 15	Robert Taylor	Texas Wesleyan	Dec. 17, 1996
15	Bobby Kenyon	Huston-Tillotson	Nov. 29, 1990
15	Sam Norton	ULM	Feb. 25, 1984
15	Sam Norton	at Arkansas State	Jan. 28, 1984
15	Eddie Stallings	Trinity	Feb. 1, 1969
15	Bruce Tibbetts	at McMurry	Jan. 30, 1965
12. 14	David Azore	App State	Feb. 5, 2022
14	Sam Norton	at Oral Roberts	Jan. 3, 1984
14	Cal Tate	Texas Wesleyan	Feb. 15, 1978
14	Freeman Sparks	at McNeese State	Feb. 23, 1976
14	Freddie Anderson	at Louisiana Tech	Feb. 2, 1976
14	Freddie Anderson	at North Texas	Jan. 14, 1976
14	Kenny Jenkins	at Denver	Jan. 10, 1976
14	David Payne	Houston	Feb. 26, 1970
14	Sherman Evans	Tennessee Tech	Dec. 15, 1968
14	Dink Ford	vs. Texas Wesleyan	Dec. 12, 1964

FIELD GOAL ATTEMPTS

FGA	Player	Opponent	Date
1. 30	Mike Nau	Texas Wesleyan	Dec. 4, 1965
30	Noel Roberts	Trinity	Jan. 5, 1963
3. 29	Miles Robertson	Pepperdine	Dec. 9, 1977
29	Larry Moore	Centenary	Jan. 18, 1973
29	Sherman Evans	at Lamar	Feb. 16, 1970
6. 28	David Azore	App State	Feb. 5, 2022
28	Eric Gore	University of Dallas	Dec. 8, 1990
28	Freddie Anderson	at Louisiana Tech	Feb. 2, 1976
9. 27	Marquez Haynes	North Texas	Nov. 18, 2009
27	Steven Barber	at Wichita State	Nov. 28, 2001
27	Robert Taylor	Texas Wesleyan	Dec. 17, 1996
27	Willie Brand	Sam Houston State	Jan. 11, 1990
27	Willie Brand	UTSA	Nov. 28, 1988
27	Sam Norton	at Oral Roberts	Jan. 3, 1984
15. 26	Cal Tate	Texas Wesleyan	Feb. 15, 1978
26	Ronnie Marsh	at Centenary	Feb. 5, 1973
26	Sherman Evans	Tennessee Tech	Dec. 15, 1969
26	Mike Nau	Lamar	Feb. 14, 1967

FIELD GOAL PERCENTAGE (Min. 5 Made)

Pct. (FG-A)	Player	Opponent	Date
1. 1.000 (10-10)	Jermaine Griffin	at Lamar	Feb. 14, 2008
1.000 (10-10)	Ike Mitchell	at Lamar	Jan. 18, 1986
1.000 (10-10)	Albert Culton	vs. Valpariso	Jan. 10, 1981
1.000 (9-9)	Erick Neal	at Rice	Nov. 29, 2015
1.000 (9-9)	Roger Shute	at TAMU-Kingsville	Jan. 19, 1976
1.000 (7-7)	K. Akobundu-Ehiogu	Lamar	Dec. 11, 2021
1.000 (7-7)	Jorge Bilbao	at Louisiana	Feb. 7, 2015
1.000 (7-7)	Jermaine Griffin	UT Tyler	Nov. 11, 2006
1.000 (7-7)	Steven Thomas	at New Mexico State	Nov. 26, 2004
1.000 (6-6)	Shemar Wilson	Mary Hardin-Baylor	Nov. 13, 2021
1.000 (6-6)	Andres Ibarguen	vs. Georgia Southern	Mar. 16, 2019
1.000 (6-6)	Johnny Hamilton	Rice	Nov. 29, 2017
1.000 (6-6)	Jordan Reves	Houston Baptist	Jan. 5, 2011
1.000 (6-6)	Keith Howell	UT Permian Basin	Dec. 5, 2003
1.000 (6-6)	Donald Harris	at Baylor	Nov. 21, 2001
1.000 (5-5)	K. Akobundu-Ehiogu	Mary Hardin-Baylor	Nov. 13, 2021
1.000 (5-5)	Lazaro Rojas	Howard Payne	Dec. 22, 2020
1.000 (5-5)	Jabari Narcis	at #8 Gonzaga	Nov. 19, 2019
1.000 (5-5)	Link Kabadyundi	at Alabama	Nov. 21, 2017
1.000 (5-5)	Kennedy Eubanks	at Georgia Southern	Feb. 4, 2016
1.000 (5-5)	Anthony Walker	at South Alabama	Mar. 8, 2014
1.000 (5-5)	Anthony Walker	at Oklahoma	Dec. 17, 2013
1.000 (5-5)	Vincent Dillard	Samford	Nov. 12, 2013
1.000 (5-5)	Brandon Edwards	Central Arkansas	Feb. 7, 2011
1.000 (5-5)	Anthony Vereen	vs. Schreiner	Nov. 26, 2007
1.000 (5-5)	Jermaine Griffin	vs. UC Riverside	Nov. 12, 2007
1.000 (5-5)	Jermaine Griffin	San Diego	Dec. 4, 2004
1.000 (5-5)	Bill Washington	at Arkansas State	Dec. 6, 1997
1.000 (5-5)	Jesse Kemp	Lamar	Jan. 22, 1976

3-POINTERS MADE

No.	Player	Opponent	Date
1. 9	Carson Bischoff	at Little Rock	Jan. 22, 2022
9	Erick Neal	at ULM	Feb. 15, 2018
9	Willie Brand	Northwestern State	Feb. 14, 1991
4. 8	Eric Gore	at Charleston Southern	Dec. 28, 1991
5. 7	Erick Neal	Georgia State	Feb. 24, 2018
7	Kevin Hervey	at Louisiana	Mar. 4, 2017
7	Jamel Outler	vs Houston Baptist	Nov. 22, 2014
7	Kevin Butler	at Idaho	Feb. 14, 2013
7	LaMarcus Reed III	at A&M-Corpus Christi	Mar. 2, 2011
7	Roge'r Guignard	at UTSA	Feb. 20, 2008
7	Roge'r Guignard	vs. Hardin-Simmons	Dec. 29, 2007
7	Brady Dawkins	at Nicholls	Feb. 23, 2006
7	Jabari Johnson	at ULM	Mar. 1, 2001
7	Jabari Johnson	McNeese State	Jan. 27, 2000
7	Ronald Smith	McNeese State	Feb. 13, 1993
7	Ronald Smith	Stephen F. Austin	Jan. 23, 1993
7	Darell Harmon	UTSA	Jan. 2, 1992
7	Glover Cody	McNeese State	Feb. 21, 1991
7	Rodrick Ford	UT Pan American	Dec. 19, 1988
7	Rodrick Ford	at UT Pan American	Dec. 19, 1987

3-POINT ATTEMPTS

No.	Player	Opponent	Date
1. 17	Roge'r Guignard	at UTSA	Feb. 20, 2008
2. 16	Roge'r Guignard	at Texas Southern	Dec. 20, 2006
16	Robert Mays	Nicholls	Dec. 3, 1990
4. 15	Erick Neal	at South Alabama	Jan. 16, 2016
15	Reger Dowell	at Georgia State	Feb. 1, 2014
15	Jabari Johnson	McNeese State	Jan. 27, 2000
15	Leonard Wilson	at Northwestern State	Feb. 1, 1992
15	Bobby Kenyon	McNeese State	Feb. 21, 1991
15	Ronnie Pruitt	McNeese State	Feb. 21, 1991
10. 14	Erick Neal	at Georgia State	Jan. 25, 2018
14	Reger Dowell	Troy	Jan. 23, 2014
14	Ronald Smith	Stephen F. Austin	Jan. 23, 1993
14	Eric Gore	at Stephen F. Austin	Jan. 11, 1992
14	Eric Gore	at Charleston Southern	Dec. 28, 1991
14	Robert Mays	at New Mexico	Nov. 23, 1990
16. 13	Edric Dennis	at Coastal Carolina	Jan. 12, 2019
13	Kevin Hervey	Georgia State	Feb. 24, 2018
13	Brandon Long	at Houston Baptist	Nov. 29, 2008
13	Brandon Long	at Texas Southern	Dec. 20, 2006
13	Steven Barber	McNeese State	Jan. 27, 2000
13	Anthony Durham	McNeese State	Jan. 30, 1997
13	Willie Brand	Sam Houston State	Jan. 11, 1990
13	Willie Brand	UTSA	Nov. 28, 1988

3-POINT PERCENTAGE (Min. 5 Made)

Pct. (FG-A)	Player	Opponent	Date
1. 1.000 (7-7)	Kevin Butler	at Idaho	Feb. 14, 2013
1.000 (5-5)	David Azore	at Georgia Southern	Jan. 8, 2022
1.000 (5-5)	Jabari Narcis	at #8 Gonzaga	Nov. 19, 2019
1.000 (5-5)	Scott Cross	UTSA	Feb. 14, 1998

SINGLE-GAME INDIVIDUAL PROGRAM RECORDS

FREE THROWS MADE

No.	Player	Opponent	Date
1.	20 Paul Renfro	Louisiana	Feb. 19, 1979
2.	19 Eddie Stallings	West Texas A&M	Jan. 2, 1969
3.	18 Dink Ford	TAMU-Commerce	Dec. 12, 1964
4.	17 David Azore	at Little Rock	Jan. 22, 2022
17	Jerry Janek	Texas Wesleyan	Dec. 29, 1962
6.	16 Steven Thomas	San Diego	Dec. 4, 2004
16	Steven Thomas	at UTSA	Jan. 10, 2004
16	Dink Ford	vs. Texas Wesleyan	Dec. 29, 1964
16	Jerry Janek	vs. Texas Wesleyan	Dec. 29, 1962
10.	15 Edric Dennis	vs. Little Rock	Jan. 19, 2019
15	Reger Dowell	Western Kentucky	Mar. 1, 2014
15	Paul Renfro	McNeese State	Feb. 3, 1979
15	Harvey Harris	Lamar	Dec. 18, 1962
14.	14 Scott Cross	Air Force	Dec. 22, 1997
14	Eddie Stallings	at Texas Tech	Jan. 20, 1968
14	Dink Ford	Angelo State	Feb. 8, 1966
14	Jay Hawley	vs. Texas Wesleyan	Dec. 29, 1960
14	LaMarcus Reed	at UTSA	Mar. 3, 2012

FREE THROW ATTEMPTS

No.	Player	Opponent	Date
1.	22 Eddie Stallings	West Texas A&M	Jan. 18, 1969
22	Steven Thomas	ULM	Jan. 22, 2005
3.	21 David Azore	at Little Rock	Jan. 22, 2022
21	Jerry Janek	Texas Wesleyan	Dec. 29, 1962
5.	20 Glover Cody	at Georgia State	Dec. 15, 1990
20	Paul Renfro	Louisiana	Feb. 19, 1979
7.	19 Bruce Tibbetts	Austin College	Dec. 10, 1964
8.	18 Reger Dowell	Western Kentucky	Mar. 1, 2014
18	Steven Thomas	Northwestern State	Jan. 12, 2005
18	Steven Barber	at Sam Houston State	March 6, 2001
18	Dink Ford	vs. Texas Wesleyan	Dec. 29, 1964

FREE THROW PERCENTAGE (Min. 10 Att.)

Pct. (FG-A)	Player	Opponent	Date
1. 1.000 (20-20)	Paul Renfro	at Louisiana	Feb. 19, 1979
1.000 (13-13)	Eddie Stallings	at Houston	Feb. 22, 1968
1.000 (12-12)	Jordan Reves	at McNeese State	Feb. 22, 2012
1.000 (12-12)	Derrick Obasohan	at Nicholls	Feb. 28, 2004
1.000 (12-12)	Brian Myers	at Northwestern State	Feb. 22, 1996
1.000 (12-12)	Paul Renfro	McNeese State	Jan. 28, 1980
1.000 (11-11)	Brandon Edwards	at South Alabama	Mar. 8, 2014
1.000 (11-11)	Rodrick Epps	at Texas State	Feb. 3, 2007
1.000 (11-11)	Keith Howell	at Northwestern State	Jan. 30, 2003
1.000 (11-11)	Melvin Polk	at TCU	Dec. 1, 1979
1.000 (11-11)	Paul Renfro	at Wichita State	Dec. 8, 1978
1.000 (11-11)	Mike Nau	vs. Austin College	Dec. 29, 1965
1.000 (10-10)	Rodrick Epps	at AMCC	Feb. 19, 2007
1.000 (10-10)	Reggie Brown	North Texas	Feb. 3, 1996
1.000 (10-10)	Keith Cornett	at Northwestern State	Feb. 4, 1995
1.000 (10-10)	Ricky Leggett	at Baylor	Dec. 16, 1980
1.000 (10-10)	Melvin Polk	at Baylor	Dec. 16, 1980

REBOUNDS

No.	Player	Opponent	Date
1.	24 Albert Culton	vs. Northeastern	Jan. 9, 1981
2.	23 Bruce Tibbetts	Austin College	Dec. 10, 1964
23	Jerry Janek	vs. Texas Wesleyan	Dec. 29, 1962
4.	22 Jermaine Griffin	UT Permian Basin	Dec. 1, 2005
5.	21 Mike Nau	Texas Wesleyan	Dec. 4, 1965
21	Mike Nau	Austin College	Dec. 13, 1966
21	Bruce Tibbetts	at McMurry	Jan. 30, 1965
8.	20 Sam Norton	McNeese State	Feb. 11, 1984
20	Mike Nau	Lamar	Feb. 14, 1967
20	Sherman Evans	at Samford	Dec. 18, 1971
11.	19 Brandon Edwards	at Troy	Mar. 6, 2014
19	Johnny McDowell	Sam Houston State	Jan. 21, 1993
19	Donny Beachum	UT Pan American	Jan. 21, 2004
19	John Reglin	Lamar	Feb. 14, 1967
19	John Reglin	Lamar	Jan. 8, 1966
19	Sam Norton	ULM	Feb. 2, 1984
19	Sherman Evans	Arkansas	Dec. 13, 1970

OFFENSIVE REBOUNDS (Since 1983-84)

No.	Player	Opponent	Date
1.	12 Johnny McDowell	UTSA	Jan. 2, 1992
12	Sam Norton	McNeese State	Feb. 11, 1984
3.	11 Eric Gore	University of Dallas	Dec. 8, 1990
11	Sam Norton	Louisiana Tech	Mar. 1, 1984
11	Sam Norton	at Oral Roberts	Jan. 3, 1984
6.	10 Eric Gore	at ULM	Feb. 16, 1991
10	Michael Beasley	Morehead State	Jan. 3, 1989
8.	9 Johnny Hamilton	vs. Georgia State	Mar. 1, 2018
9	Bill Washington	at Northwestern State	Feb. 18, 1999
9	Bill Washington	at UTSA	Jan. 10, 1998
9	Robert Taylor	Texas Wesleyan	Dec. 17, 1996
9	Johnny McDowell	Sul Ross State	Dec. 4, 1992
9	Johnny McDowell	at Northwestern State	Feb. 1, 1992
9	Leonard Wilson	Nicholls	Dec. 3, 1990
9	Bill Nygard	Huston-Tillotson	Nov. 29, 1990

DEFENSIVE REBOUNDS (Since 1983-84)

No.	Player	Opponent	Date
1.	14 Jermaine Griffin	UT Permian Basin	Dec. 1, 2005
14	Robert Taylor	ULM	Feb. 27, 1997
14	Sam Norton	North Texas	Feb. 9, 1984
14	Sam Norton	ULM	Feb. 2, 1984
5.	13 David Azore	at Texas State	Feb. 2, 2019
13	Kevin Hervey	at UTRGV	Dec. 16, 2018
13	Kevin Hervey	South Alabama	Feb. 25, 2017
13	Mack Callier	at Sam Houston State	Feb. 17, 2003
13	David Allen	North Texas	Jan. 14, 1989
10.	12 David Azore	at Georgia Southern	Dec. 21, 2019
12	Kevin Hervey	Appalachian State	Feb. 1, 2018
12	Kevin Hervey	at Loyola Marymount	Dec. 22, 2016
12	Larry Posey	UTSA	Feb. 15, 2007
12	Steven Thomas	at Stephen F. Austin	Jan. 26, 2006
12	Anthony Durham	Northwestern State	Mar. 1, 1997
12	Bill Washington	Jarvis Christian	Dec. 2, 1996
12	Johnny McDowell	Sam Houston State	Jan. 21, 1993
12	Johnny McDowell	at Nicholls	Jan. 16, 1993
12	Johnny McDowell	vs. Gonzaga	Dec. 11, 1992
20.	11 David Azore	at Louisiana Tech	Nov. 27, 2020
11	David Azore	at Appalachian State	Jan. 10, 2019
11	Johnny Hamilton	at Northern Iowa	Dec. 7, 2017
11	Kevin Hervey	at Grand Canyon	Nov. 20, 2014
11	Brandon Edwards	vs. ULM	Mar. 13, 2014
11	Brandon Edwards	at Troy	Mar. 6, 2014
11	Brandon Edwards	Samford	Nov. 12, 2013
11	LaMarcus Reed III	vs. Southeastern La	Feb. 19, 2011
11	Steven Thomas	SE Louisiana	Jan. 19, 2006
11	Steven Thomas	at South Florida	Dec. 29, 2004
11	Mack Callier	at Sam Houston State	Mar. 6, 2001
11	Mack Callier	Texas State	Feb. 12, 2001
11	Brian Myers	TAMU-Commerce	Dec. 11, 1993

ASSISTS

No.	Player	Opponent	Date
1.	17 Jermaine Johnson	at Sam Houston State	Dec. 28, 1998
2.	16 Sean Miller	at Northwestern State	Feb. 19, 1994
3.	15 Erick Neal	at Niagara	Nov. 25, 2017
15	Glover Cody	North Texas	Feb. 15, 1992
15	Glover Cody	at Northwestern State	Feb. 14, 1991
15	Glover Cody	at Sam Houston State	Jan. 25, 1991
6.	13 Erick Neal	UT Dallas	Nov. 27, 2017
13	Erick Neal	at BYU	Mar. 15, 2017
13	Erick Neal	Louisiana	Jan. 23, 2017
13	Erick Neal	UT Dallas	Dec. 5, 2016
13	Glover Cody	at Iowa State	Dec. 10, 1991
13	Glover Cody	vs. Army	Nov. 24, 1990
13	Ronnell Peters	at ULM	Feb. 25, 1984
13	Ricky Leggett	at Denver	Dec. 12, 1978
13	Jesse Kemp	McNeese State	Feb. 28, 1977
13	David Payne	at UT Pan American	Jan. 18, 1971
13	David Payne	at Texas Wesleyan	Dec. 16, 1969

SINGLE-GAME INDIVIDUAL PROGRAM RECORDS

BLOCKED SHOTS

No.	Player	Opponent	Date
1.	9 Paul Renfro	Texas Wesleyan	Jan. 18, 1980
2.	8 Miles Robertson	Louisiana Tech	Mar. 1, 1979
3.	7 Kaodirichi Akobundu-Ehiogu	Louisiana	Jan. 15, 2021
	7 Johnny Hamilton	at Georgia State	Jan. 25, 2018
5.	6 K. Akobundu-Ehiogu	at South Alabama	Feb. 25, 2022
	6 K. Akobundu-Ehiogu	Lamar	Dec. 11, 2021
	6 Kaodirichi Akobundu-Ehiogu	at Arkansas State	Jan. 29, 2021
	6 Johnny Hamilton	Georgia Southern	Feb. 22, 2018
	6 Brandon Williams	vs Howard Payne	Dec. 20, 2014
	6 Jordan Reves	at San Jose State	Jan. 28, 2013
	6 Jordan Reves	vs. Louisiana Tech	Jan. 5, 2013
	6 Jermaine Griffin	at Western Illinois	Dec. 4, 2006
	6 Miles Robertson	St. Edward's	Nov. 26, 1977
	6 Trey Parker	Sam Houston State	Jan. 30, 2008
15.	5 K. Akobundu-Ehiogu	Little Rock	Feb. 17, 2022
	5 K. Akobundu-Ehiogu	South Alabama	Dec. 30, 2021
	5 Patrick Mwamba	Louisiana	Feb. 26, 2021
	5 Kaodirichi Akobundu-Ehiogu	Texas State	Feb. 11, 2021
	5 Kaodirichi Akobundu-Ehiogu	Louisiana	Jan. 16, 2021
	5 Kaodirichi Akobundu-Ehiogu	Dallas Christian	Dec. 17, 2020
	5 Brandon Edwards	ULM	Jan. 9, 2014
	5 Jermaine Griffin	at Texas State	Feb. 3, 2007
	5 Jermaine Griffin	UT Tyler	Nov. 11, 2006
	5 Roy Johnson	at Northwestern State	Feb. 26, 2004
	5 Jermaine Johnson	at UTSA	Jan. 7, 1999
	5 Johnny McDowell	McNeese State	Jan. 25, 1992
	5 Ralph McPherson	Arkansas State	Feb. 16, 1981
	5 Albert Culton	McNeese State	Feb. 7, 1981

STEALS

No.	Player	Opponent	Date
1.	8 Bill Washington	McNeese State	Jan. 27, 2000
	8 Leonard Wilson	Nicholls	Dec. 3, 1990
3.	7 Shahada Wells	Little Rock	Jan. 22, 2021
	7 Bill Washington	Stephen F. Austin	Feb. 11, 1999
	7 Bill Washington	McMurry	Nov. 24, 1998
	7 Glover Cody	at North Texas	Feb. 28, 1991
	7 Rodrick Ford	US International	Feb. 5, 1987
	7 Rodrick Ford	at Stephen F. Austin	Jan. 16, 1987
	7 Ronnell Peters	Arkansas State	Feb. 1, 1986

TURNOVERS

No.	Player	Opponent	Date
1.	12 Ricky Leggett	at Lamar	Mar. 4, 1978
2.	11 Erick Neal	at Georgia Southern	Jan. 27, 2018
	11 Johnny Hill	at Georgia State	Jan. 15, 2015
	11 Ronnie Marsh	at Hardin-Simmons	Feb. 2, 1974
5.	10 Lonnie McClanahan	at Texas State	Jan. 18, 2014
	10 Josh Daniel	ULM	Mar. 7, 2003
	10 Miles Robertson	at Lamar	Feb. 10, 1979
	10 Ricky Leggett	at Baylor	Dec. 16, 1980
	10 Greg Stuckey	at Lamar	Feb. 24, 1977

MINUTES PLAYED (Since 1973-74)

No.	Player	Opponent	Date
1.	50 Jermaine Johnson	at Sam Houston State	Dec. 28, 1998
2.	49 David Azore	at Little Rock	Jan. 22, 2022
	49 Keith Howell	ULM	Mar. 7, 2003
	49 Donald Harris	at Sam Houston State	Dec. 28, 1998
5.	47 Rickey Leggett	McNeese State	Jan. 28, 1980
	47 Jeffrey Stewart	McNeese State	Jan. 28, 1980
	47 Miles Robertson	at Pepperdine	Dec. 9, 1977
	47 Cal Tate	at Pepperdine	Dec. 9, 1977
9.	46 Patrick Mwamba	at Little Rock	Jan. 22, 2022
	46 Rodrick Epps	at TCU	Nov. 18, 2006
	46 Larry Posey	at TCU	Nov. 18, 2006
	46 Donald Harris	at Stephen F. Austin	Feb. 6, 1999
	46 Bill Washington	at Stephen F. Austin	Feb. 6, 1999
13.	45 Jarrett Howell	at Sam Houston State	Mar. 7, 2006
	45 Josh Daniel	ULM	Mar. 7, 2003
	45 Keith Greene	at Stephen F. Austin	Feb. 6, 1999
	45 Reggie Brown	Sam Houston State	Feb. 13, 1997
	45 Doug Gann	vs. UNC Wilmington	Dec. 30, 1989
	45 Danny Johnson	Texas Southern	Jan. 13, 1983
	45 Ronny Newton	Louisiana Tech	Feb. 21, 1977
	45 Greg Stuckey	Louisiana Tech	Feb. 21, 1977
	45 Jesse Kemp	Louisiana Tech	Feb. 21, 1977
	45 Darnell Johnson	Louisiana Tech	Feb. 21, 1977
	45 Jesse Kemp	North Texas	Jan. 12, 1977

SINGLE-GAME TEAM PROGRAM RECORDS

POINTS

Total (Score)	Opponent	Date
1. 154 (154-85)	Huston-Tillotson	Nov. 29, 1990
2. 149 (149-86)	University of Dallas	Dec. 8, 1990
3. 138 (138-135, 3OT)	Lamar	Feb. 14, 1967
4. 130 (130-64)	Huston-Tillotson	Nov. 28, 1991
5. 126 (126-73)	Texas Wesleyan	Dec. 7, 1981
6. 124 (124-123, 3OT)	at Sam Houston State	Dec. 28, 1998
7. 121 (121-61)	Schreiner	Dec. 3, 1992
8. 118 (118-84)	at Texas State	Feb. 9, 1991
118 (118-117, 4OT)	Hardin-Simmons	Dec. 11, 1971
10. 117 (117-53)	Howard Payne	Dec. 22, 2020
117 (117-115)	Nicholls	Dec. 3, 1990
12. 116 (116-87)	St. Edward's	Nov. 26, 1977
13. 115 (115-109)	North Texas	Feb. 25, 1991
115 (115-100)	Texas Wesleyan	Jan. 2, 1965
15. 114 (114-78)	Texas Wesleyan	Dec. 17, 1968
16. 113 (113-81)	vs. San Francisco	Nov. 29, 1991
113 (113-104)	at Georgia State	Dec. 15, 1990
113 (113-85)	SE Louisiana	Dec. 1, 1990
113 (113-109, OT)	at Texas Wesleyan	Jan. 30, 1968
20. 111 (111-64)	Howard Payne	Nov. 13, 2013
111 (111-77)	McNeese State	Feb. 7, 1981
111 (111-92)	Abilene Christian	Jan. 31, 1970
111 (111-120)	Lamar	Feb. 6, 1968
24. 110 (110-103)	at Texas State	Feb. 3, 2007
110 (110-85)	Georgia State	Dec. 7, 1991
110 (110-92)	Texas Wesleyan	Jan. 8, 1987
110 (110-116)	at Sam Houston State	Dec. 11, 1967
110 (110-93)	Texas Wesleyan	Dec. 3, 1964
29. 109 (109-48)	Dallas Christian	Dec. 17, 2020
109 (109-96)	Hardin-Simmons	Dec. 11, 1978
31. 108 (108-71)	Louisiana	Jan. 23, 2017
108 (108-84)	at Nicholls	Jan. 2, 1991
108 (108-103)	UT Pan American	Feb. 26, 1968
108 (108-116)	Angelo State	Dec. 21, 1967
108 (108-95)	Trinity	Jan. 10, 1966
36. 107 (107-65)	Texas A&M-Kingsville	Nov. 29, 1982
37. 106 (106-76)	Tarleton State	Nov. 29, 1986
106 (106-116)	at Drake	Dec. 22, 1979
106 (106-72)	Abilene Christian	Feb. 19, 1973
40. 105 (105-89)	at BYU	Mar. 15, 2017
105 (105-63)	Austin College	Jan. 30, 2007
105 (105-91)	Sul Ross State	Dec. 4, 1992
43. 104 (104-75)	Mary Hardin-Baylor	Nov. 13, 2021
104 (104-106)	Louisiana	Feb. 27, 1978
104 (104-100)	vs. Texas Wesleyan	Dec. 28, 1964
46. 103 (103-61)	Southwestern	Nov. 12, 2022
103 (103-45)	Hardin-Simmons	Dec. 29, 2001
103 (103-88)	McNeese State	Feb. 20, 1992
103 (103-86)	Texas Wesleyan	Jan. 19, 1981
103 (103-115)	at Louisiana	Feb. 19, 1979
103 (103-70)	at Tarleton State	Feb. 1, 1966
103 (103-92)	Lamar	Feb. 27, 1965
53. 102 (102-72)	Texas Southern	Nov. 14, 2007
102 (102-108)	Denver	Dec. 12, 1977
102 (102-104, 2OT)	Texas Southern	Jan. 13, 1983
102 (102-90)	Texas Wesleyan	Dec. 4, 1965
102 (102-88)	at Texas Wesleyan	Jan. 25, 1964
58. 101 (101-85)	vs. Texas Wesleyan	Dec. 22, 2009
101 (101-123)	at Northwestern State	Feb. 19, 1994
101 (101-45)	Austin College	Dec. 3, 1991
101 (101-95)	Texas State	Jan. 12, 1991
101 (101-105, OT)	North Texas	Jan. 12, 1977
101 (101-110)	at North Texas	Jan. 14, 1976
101 (101-82)	UT Pan American	Jan. 21, 1971
101 (101-110)	Texas Wesleyan	Dec. 13, 1967
66. 100 (100-59)	Hardin-Simmons	Nov. 15, 2022
100 (100-97, 2OT)	at UTSA	Jan. 17, 2009
100 (100-85)	McNeese State	Feb. 18, 1995
100 (100-97, 2OT)	TAMU-Commerce	Dec. 11, 1993
100 (100-78)	at Sam Houston State	Feb. 20, 1993
100 (100-90)	North Texas	Feb. 15, 1992
100 (100-79)	US International	Feb. 5, 1987
100 (100-87)	McNeese State	Mar. 3, 1981
100 (100-74)	Hardin-Simmons	Jan. 12, 1981
100 (100-85)	McNeese State	Feb. 3, 1979
100 (100-89)	at Angelo State	Jan. 1, 1970
100 (100-92)	West Texas A&M	Mar. 1, 1968

In A Loss

111 (111-120)	Lamar	Feb. 6, 1968
---------------	-------	--------------

POINTS IN AN OVERTIME GAME

Total (Score)	Opponent	Date
1. 138 (138-135, 3OT)	Lamar	Feb. 14, 1967
2. 124 (124-123, 3OT)	at Sam Houston State	Dec. 28, 1998
3. 118 (118-117, 4OT)	Hardin-Simmons	Dec. 11, 1971
4. 113 (113-109, OT)	at Texas Wesleyan	Jan. 30, 1968
5. 102 (102-104, 2OT)	Texas Southern	Jan. 13, 1983
6. 101 (101-105, OT)	North Texas	Jan. 12, 1977
7. 100 (100-97, 2OT)	at UTSA	Jan. 17, 2009
100 (100-97, 2OT)	Texas A&M Commerce	Dec. 11, 1993

POINTS AT HOME

Total (Score)	Opponent	Date
1. 154 (154-85)	Huston-Tillotson	Nov. 29, 1990
2. 149 (149-86)	University of Dallas	Dec. 8, 1990
3. 138 (138-135, 3OT)	Lamar	Feb. 14, 1967
4. 130 (130-64)	Huston-Tillotson	Nov. 28, 1991
5. 126 (126-73)	Texas Wesleyan	Dec. 7, 1981
6. 121 (121-61)	Schreiner	Dec. 3, 1992
7. 118 (118-117, 4OT)	Hardin-Simmons	Dec. 11, 1971
8. 117 (117-53)	Howard Payne	Dec. 22, 2020
117 (117-115)	Nicholls	Dec. 3, 1990
10. 116 (116-87)	St. Edward's	Nov. 26, 1977
11. 115 (115-100)	Texas Wesleyan	Jan. 2, 1965

In Conference Play

117 (117-115)	Nicholls	Dec. 3, 1990
---------------	----------	--------------

vs. Non-Conference Opponent

154 (154-85)	Huston-Tillotson	Nov. 29, 1990
--------------	------------------	---------------

POINTS ON THE ROAD

Total (Score)	Opponent	Date
1. 124 (124-123, 3OT)	at Sam Houston State	Dec. 28, 1998
2. 118 (118-84)	at Texas State	Feb. 9, 1991
3. 113 (113-104)	at Georgia State	Dec. 15, 1990
113 (113-109, OT)	at Texas Wesleyan	Jan. 30, 1968
5. 110 (110-103)	at Texas State	Feb. 3, 2007
110 (110-116)	at Sam Houston State	Dec. 11, 1967
7. 108 (108-84)	at Nicholls	Jan. 2, 1991
8. 106 (106-116)	at Drake	Dec. 22, 1979
9. 103 (103-72)	at SE Louisiana	Jan. 4, 1991
103 (103-115)	at Louisiana	Feb. 19, 1979
103 (103-70)	at Tarleton State	Feb. 1, 1966

POINTS AT A NEUTRAL SITE

Total (Score)	Opponent	Date
1. 113 (113-81)	vs. San Francisco	Nov. 29, 1991
2. 104 (104-100)	vs. Texas Wesleyan	Dec. 28, 1964

LARGEST COMBINED SCORE

Total (Score)	Opponent	Date
1. 273 (138-135, 3OT)	Lamar	Feb. 14, 1967
2. 247 (124-123, 3OT)	at Sam Houston State	Dec. 28, 1998
3. 239 (154-85)	Huston-Tillotson	Nov. 29, 1990
4. 235 (149-86)	University of Dallas	Dec. 8, 1990
235 (118-117, 4OT)	Hardin-Simmons	Dec. 11, 1971
6. 232 (117-115)	Nicholls	Dec. 3, 1990
7. 231 (111-120)	Lamar	Feb. 6, 1968
8. 226 (110-116)	at Sam Houston State	Dec. 11, 1967
9. 224 (101-123)	at Northwestern State	Feb. 19, 1994
224 (115-109)	North Texas	Feb. 25, 1991
224 (108-116)	Angelo State	Dec. 21, 1967

POINTS IN A HALF

Total (Half)	Opponent	Date
1. 90 (2nd)	Huston-Tillotson	Nov. 29, 1990
2. 78 (1st)	University of Dallas	Dec. 8, 1990
3. 72 (2nd)	at Texas State	Feb. 9, 1991
4. 71 (2nd)	University of Dallas	Dec. 8, 1990
5. 70 (2nd)	at SE Louisiana	Jan. 4, 1991
6. 69 (2nd)	Nicholls	Jan. 24, 1998
69 (2nd)	at Georgia State	Dec. 15, 1990
69 (1st)	Austin College	Dec. 13, 1966
9. 68 (2nd)	Louisiana	Jan. 23, 2017
68 (2nd)	at Nicholls	Jan. 2, 1991
11. 67 (1st)	Howard Payne	Dec. 22, 2020
67 (2nd)	Texas Wesleyan	Dec. 7, 1981

SINGLE-GAME TEAM PROGRAM RECORDS

FIELD GOALS MADE

Total	Opponent	Date
1. 60	Huston-Tillotson	Nov. 29, 1990
2. 57	Lamar	Feb. 14, 1967
3. 53	University of Dallas	Dec. 8, 1990
53	Texas Wesleyan	Dec. 7, 1981
5. 50	Huston-Tillotson	Nov. 26, 1991
6. 47	St. Edward's	Nov. 26, 1977
47	at Texas Wesleyan	Jan. 30, 1968
8. 46	Howard Payne	Dec. 22, 2020
9. 45	Schreiner	Dec. 3, 1992
45	Abilene Christian	Jan. 31, 1970
11. 44	Nicholls	Dec. 3, 1990
44	Tarleton State	Nov. 29, 1986
44	North Texas	Jan. 12, 1977
44	UT Pan American	Jan. 21, 1971
44	Texas Wesleyan	Dec. 17, 1968

FIELD GOALS ATTEMPTED

Total	Opponent	Date
1. 122	Huston-Tillotson	Nov. 29, 1990
2. 105	at New Mexico	Nov. 23, 1990
3. 102	University of Dallas	Dec. 8, 1990
102	Nicholls	Dec. 3, 1990
5. 101	Hardin-Simmons	Dec. 11, 1971
6. 100	South Dakota State	Dec. 6, 1971
7. 98	North Texas	Jan. 12, 1977
8. 97	Lamar	Feb. 14, 1967
9. 95	Texas Wesleyan	Dec. 4, 1965
10. 94	at Denver	Jan. 8, 1975
94	Texas Wesleyan	Dec. 3, 1964

FIELD GOAL PERCENTAGE (Min. 30 Made)

Pct. (FG-A)	Opponent	Date
1. .723 (34-47)	UT Tyler	Dec. 22, 2004
2. .680 (53-78)	Texas Wesleyan	Dec. 7, 1981
3. .667 (34-51)	Central Arkansas	Feb. 7, 2011
.667 (32-48)	vs. Valparaiso	Jan. 10, 1981
5. .660 (40-62)	at Texas Wesleyan	Jan. 2, 1965
6. .653 (32-49)	at ULM	Feb. 1, 2003
7. .642 (43-67)	Mary Hardin-Baylor	Nov. 13, 2021
.642 (34-53)	vs. Georgia State	Dec. 22, 1984
9. .639 (39-61)	vs. Schreiner	Nov. 26, 2007
10. .635 (33-52)	at UTSA	Feb. 19, 1996
11. .630 (42-67)	Oklahoma State	Jan. 14, 1984
.630 (36-57)	Oral Roberts	Jan. 23, 1982

3-POINTERS MADE

Total	Opponent	Date
1. 17	Bradley	Dec. 8, 2015
2. 16	Howard Payne	Dec. 22, 2020
16	Texas State	Jan. 12, 1991
4. 15	UT Dallas	Nov. 5, 2019
15	at South Alabama	Feb. 28, 2019
15	at Arkansas State	Jan. 13, 2018
15	Coastal Carolina	Dec. 31, 2016
15	at Northwestern State	Jan. 6, 2000
15	at TCU	Dec. 19, 1999
15	UTSA	Jan. 2, 1992
15	at Northwestern State	Feb. 14, 1991
15	Huston-Tillotson	Nov. 29, 1990
13. 14	at Texas State	Feb. 13, 2021
14	Georgia Southern	Jan. 2, 2016
14	UT Tyler	Nov. 16, 2010
14	McNeese State	Jan. 27, 2000
14	at Nicholls	Jan. 15, 2000
14	vs. San Francisco	Nov. 29, 1991
14	at SE Louisiana	Jan. 4, 1991

3-POINTERS ATTEMPTED

Total	Opponent	Date
1. 42	Howard Payne	Dec. 22, 2020
42	at South Alabama	Jan. 16, 2016
3. 40	at Northwestern State	Feb. 1, 1992
4. 39	McNeese State	Jan. 27, 2000
39	at ULM	Jan. 8, 2000
39	Nicholls	Dec. 3, 1990
7. 38	Dallas Christian	Dec. 17, 2020
38	Little Rock	Jan. 23, 2016
38	Coastal Carolina	Dec. 31, 2016
38	at Texas Southern	Dec. 20, 2006
11. 37	UT Dallas	Nov. 5, 2019
37	at North Texas	Nov. 30, 2010
13. 36	at Nevada	Nov. 12, 2019
36	Rice	Nov. 29, 2017
36	McNeese State	Feb. 21, 1991
36	Huston-Tillotson	Nov. 29, 1990

3-POINT PERCENTAGE (Min. 10 Made)

Pct. (FG-A)	Opponent	Date
1. .706 (12-17)	McNeese State	Feb. 18, 1995
2. .700 (14-20)	at SE Louisiana	Jan. 4, 1991
3. .625 (10-16)	Appalachian State	Feb. 1, 2018
4. .619 (13-21)	Houston Baptist	Nov. 22, 2014
5. .577 (15-26)	at South Alabama	Feb. 28, 2019
6. .556 (15-27)	at Arkansas State	Jan. 13, 2018
7. .545 (12-22)	at Troy	Mar. 2, 2019
.545 (12-22)	at Georgia Southern	Feb. 20, 2017

FREE THROWS MADE

Total	Opponent	Date
1. 42	Schreiner	Dec. 3, 1992
2. 41	Sam Houston State	Dec. 9, 1968
3. 38	San Diego	Dec. 4, 2004
4. 36	McNeese State	Feb. 3, 1979
36	Missouri-Rolla	Dec. 18, 1968
6. 35	Texas Lutheran	Nov. 12, 2010
35	at Texas State	Feb. 3, 2007
35	at Georgia State	Dec. 15, 1990
35	West Texas A&M	Jan. 2, 1969
35	at Texas Wesleyan	Jan. 2, 1965

FREE THROW ATTEMPTS

Total	Opponent	Date
1. 60	Sam Houston State	Dec. 9, 1968
2. 54	McNeese State	Feb. 23, 1981
3. 52	North Texas	Feb. 25, 1991
4. 49	Hardin-Simmons	Dec. 11, 1971
5. 48	Southwestern	Nov. 12, 2022
48	North Texas	Jan. 12, 1980
48	Missouri-Rolla	Dec. 18, 1968
8. 47	San Diego	Dec. 4, 2004
9. 46	Texas Lutheran	Nov. 12, 2010
46	at Texas State	Jan. 30, 2010
46	at Arkansas	Nov. 22, 1999
46	UTSA	Dec. 4, 1989
46	West Texas A&M	Jan. 2, 1969

FREE THROW PERCENTAGE (Min. 20 Made)

Pct. (FT-A)	Opponent	Date
1. .964 (27-28)	at Houston	Feb. 22, 1968
2. .952 (20-21)	at Northwestern State	Mar. 8, 2005
3. .917 (33-36)	at Louisiana	Feb. 19, 1979
4. .875 (21-24)	at South Alabama	Jan. 16, 2016
5. .872 (34-39)	Little Rock	Jan. 19, 2019
6. .862 (25-29)	Texas State	Mar. 1, 2016
7. .857 (24-28)	Louisiana	Jan. 15, 2021
.857 (24-28)	UC Davis	Nov. 18, 2018
9. .852 (23-27)	Dallas Christian	Dec. 17, 2020

REBOUNDS

Total	Opponent	Date
1. 80	Huston-Tillotson	Nov. 29, 1990
2. 72	Hardin-Simmons	Dec. 11, 1971
3. 67	at West Texas A&M	Feb. 2, 1970
67	Lamar	Feb. 14, 1967
67	at Trinity	Feb. 23, 1965
6. 66	Nicholls	Dec. 3, 1990
7. 65	Jarvis Christian	Dec. 2, 1996
8. 64	Schreiner	Dec. 3, 1992
64	US International	Feb. 5, 1987
64	vs. Austin College	Dec. 30, 1964
11. 63	Howard Payne	Nov. 28, 2022

REBOUND MARGIN

Margin	Opponent	Date
1. +36 (63-27)	Howard Payne	Nov. 28, 2022
+36 (64-28)	Schreiner	Dec. 3, 1992
+36 (80-44)	Huston-Tillotson	Nov. 29, 1990
4. +35 (59-24)	Sul Ross State	Dec. 21, 2015
+35 (59-24)	Northwestern State	Feb. 27, 1992
6. +34 (65-31)	Jarvis Christian	Dec. 2, 1996
7. +32 (54-22)	at Nicholls	Dec. 22, 2001
8. +30 (61-31)	Howard Payne	Dec. 22, 2020
+30 (53-23)	Hardin-Simmons	Dec. 11, 2020
10. +29 (55-26)	Dallas Christian	Dec. 17, 2020
11. +28 (59-31)	Hardin-Simmons	Nov. 15, 2022
12. +27 (51-24)	vs. Texas Southern	Nov. 14, 2007
13. +26 (48-22)	at ULM	Jan. 18, 2020
+26 (44-18)	Nicholls	Feb. 15, 2003
15. +25 (52-27)	ULM	Jan. 19, 1991

SINGLE-GAME TEAM PROGRAM RECORDS

PERSONAL FOULS

Total	Opponent	Date
1. 42	Hardin-Simmons	Dec. 11, 1971
2. 40	at Arkansas State	Jan. 26, 1980
3. 39	at North Texas	Feb. 10, 1983
4. 37	McNeese State	Feb. 23, 1981
5. 36	North Texas	Nov. 18, 2009
36	at Sam Houston State	Dec. 28, 1998
7. 35	at Arkansas	Nov. 23, 2018
35	Arkansas State	Feb. 27, 2016
35	at Sam Houston State	Feb. 22, 2007
35	at Louisiana Tech	Jan. 27, 1979
35	at Denver	Jan. 10, 1976
35	at US International	Feb. 21, 1967

ASSISTS

Total	Opponent	Date
1. 34	Georgia State	Dec. 7, 1991
2. 33	Huston-Tillotson	Nov. 26, 1991
3. 32	Lamar	Feb. 18, 1980
4. 31	Howard Payne	Dec. 22, 2020
31	Texas Wesleyan	Dec. 7, 1981
6. 30	at Sam Houston State	Feb. 20, 1993
30	Nicholls	Feb. 11, 1993
30	Lamar	Feb. 24, 1979
9. 29	at Northwestern State	Feb. 14, 1991
29	vs. Northwestern State	Mar. 8, 1988
29	North Texas	Feb. 7, 1987
29	Denver	Dec. 12, 1977

TURNOVERS

Total	Opponent	Date
1. 38	at New Mexico State	Nov. 28, 1975
2. 36	at Houston Baptist	Jan. 9, 1978
36	at Lamar	Feb. 24, 1977
4. 34	UC San Diego	Jan. 4, 1978
34	at Pepperdine	Dec. 9, 1977
6. 33	at Nebraska	Dec. 21, 1992
33	at Lamar	Feb. 10, 1979
8. 32	at Nicholls	Jan. 6, 1994
32	at Hardin-Simmons	Feb. 2, 1974

BLOCKS

Total	Opponent	Date
1. 12	Louisiana	Jan. 15, 2021
2. 10	Howard Payne	Dec. 20, 2014
10	Hardin-Simmons	Dec. 29, 2001
10	St. Edward's	Jan. 26, 1987
5. 9	Howard Payne	Nov. 28, 2022

STEALS

Total	Opponent	Date
1. 22	University of Dallas	Dec. 8, 1990
2. 21	Huston-Tillotson	Nov. 26, 1991
3. 19	Southwestern	Nov. 12, 2022
19	St. Edward's	Dec. 4, 1978
19	Houston Baptist	Dec. 13, 2012
6. 18	Howard Payne	Nov. 13, 2013
18	at UTSA	Feb. 6, 1986
8. 17	Sul Ross State	Dec. 21, 2015
17	Houston Baptist	Jan. 25, 2010
17	SE Louisiana	Jan. 3, 1987
17	at Arkansas State	Jan. 26, 1981
17	Westmont	Dec. 1, 1980

LARGEST MARGIN OF VICTORY

Total	Opponent	Date
1. 69 (154-85)	Huston-Tillotson	Nov. 29, 1990
2. 66 (130-64)	Huston-Tillotson	Nov. 28, 1991
3. 64 (117-53)	Howard Payne	Dec. 22, 2020
4. 63 (149-86)	University of Dallas	Dec. 8, 1990
5. 61 (109-48)	Dallas Christian	Dec. 17, 2020
6. 60 (121-61)	Schreiner	Dec. 3, 1992
7. 58 (99-41)	Howard Payne	Nov. 28, 2022
58 (103-45)	Hardin-Simmons	Dec. 29, 2001
9. 56 (101-45)	Austin College	Dec. 3, 1991
10. 53 (126-73)	Texas Wesleyan	Dec. 7, 1981

FEWEST POINTS ALLOWED

Total	Opponent	Date
1. 36 (31-36)	at SMU	Dec. 16, 1989
2. 40 (66-40)	Sam Houston State	Jan. 11, 2012
40 (73-40)	Grambling	Nov. 25, 2015
40 (98-40)	Sul Ross	Dec. 21, 2015
5. 41 (99-41)	Howard Payne	Nov. 28, 2022
41 (42-41)	SE Louisiana	Nov. 30, 1983
7. 42 (43-42)	vs. Oklahoma Baptist	Dec. 29, 1961
8. 44 (51-44)	at UT Pan American	Dec. 19, 1996
9. 45 (88-45)	Texas Lutheran	Nov. 12, 2010
45 (103-45)	Hardin-Simmons	Dec. 29, 2001
45 (101-45)	Austin College	Dec. 3, 1991

PLAYERS IN DOUBLE-FIGURE POINTS

Total	Opponent	Date
1. 8	Howard Payne	Dec. 22, 2020
8	Texas Wesleyan	Dec. 7, 1981
3. 7	Austin College	Jan. 30, 2007
7	at Sam Houston State	Dec. 28, 1998
7	Wayland Baptist	Dec. 1, 1971
6. 6, 26x	Last: Mary Hardin-Baylor	Nov. 13, 2021

PLAYERS WITH DOUBLE-FIGURE REBOUNDS

Total	Opponent	Date
1. 4	Huston-Tillotson	Nov. 29, 1990
4	at West Texas A&M	Feb. 2, 1970
3. 3	Arkansas State	Jan. 21, 2016
3	at Texas Wesleyan	Dec. 11, 1980
3	Adams State	Dec. 19, 1974
3	Lamar	Feb. 26, 1972
3	Arkansas State	March 2, 1970
3	Lamar	Feb. 14, 1967
3	at Trinity	Feb. 23, 1965
3	Texas Wesleyan	Dec. 3, 1964
11. 2, 81x	Last: at Oral Roberts	Dec. 16, 2021

PLAYERS WITH 20+ POINTS

Total	Opponent	Date
1. 5	Huston-Tillotson	Nov. 29, 1990
2. 4	North Texas	Feb. 25, 1991
4	University of Dallas	Dec. 8, 1990
4. 3	at Sam Houston State	Jan. 28, 1998
3	at Sam Houston State	Feb. 20, 1993
3	North Texas	Feb. 15, 1992
3	at Sam Houston State	Jan. 9, 1992
3	Nicholls	Dec. 3, 1990
3	SE Louisiana	Dec. 1, 1990
3	at ULM	Mar. 4, 1989
3	Oklahoma State	Jan. 14, 1984
3	vs. Northeastern	Jan. 9, 1981
3	at Centenary	Jan. 5, 1981
3	McNeese State	Jan. 28, 1980
3	Texas A&M Kingsville	Feb. 7, 1976
3	Lamar	Feb. 14, 1967



SINGLE-GAME TEAM PROGRAM RECORDS

FEWEST POINTS

Total (Score)	Opponent	Date
1. 31 (31-36)	at SMU	Dec. 16, 1989
2. 35 (35-50)	Denver	Dec. 31, 2012
3. 36 (36-64)	at North Texas	Nov. 18, 2021
4. 38 (38-59)	vs. Drexel	Nov. 21, 2022
5. 41 (41-57)	at SE Louisiana	Jan. 8, 2005
6. 42 (42-41)	SE Louisiana	Nov. 30, 1983
7. 43 (43-62)	Nevada	Nov. 18, 2022
43 (43-51)	ULM	Feb. 27, 1997
43 (43-64)	East Texas Baptist	Dec. 6, 1962
43 (43-42)	vs. Oklahoma Baptist	Dec. 29, 1961
11. 44 (44-92)	at Kentucky	Nov. 25, 2014
44 (44-71)	at Stephen F. Austin	Jan. 24, 2004
44 (44-61)	Seattle	Jan. 17, 2013
44 (44-69)	at Oklahoma State	Dec. 19, 2013
15. 45 (45-88)	at Oklahoma State	Nov. 9, 2021
45 (45-65)	at Missouri	Dec. 4, 2018
45 (45-76)	at Texas	Nov. 7, 2002
45 (45-66)	at Texas State	Jan. 9, 1998

In a Win
42 (42-41) SE Louisiana Nov. 30, 1983

In Conference Play
35 (35-50) Denver (Western Athletic Conference) Dec. 31, 2012

vs. Non-Conference Opponent
31 (31-36) at SMU Dec. 16, 1989

FEWEST POINTS AT HOME

Total (Score)	Opponent	Date
1. 35 (35-50)	Denver	Dec. 31, 2012
2. 42 (42-41)	SE Louisiana	Nov. 30, 1983
3. 43 (43-62)	Nevada	Nov. 18, 2022
43 (43-51)	ULM	Feb. 27, 1997
43 (43-64)	East Texas Baptist	Dec. 6, 1962
6. 44 (44-61)	Seattle	Jan. 17, 2013
7. 46 (46-64)	Boise State	Jan. 2, 2013
46 (46-64)	Oklahoma Baptist	Dec. 5, 1961
9. 47 (47-55)	UT Pan American	Dec. 21, 1959
10. 48 (48-52)	ULM	Feb. 29, 1992
48 (48-49)	McNeese State	Feb. 12, 1983

FEWEST POINTS ON THE ROAD

Total (Score)	Opponent	Date
1. 31 (31-36)	SMU	Dec. 16, 1989
2. 36 (36-64)	North Texas	Nov. 18, 2021
3. 41 (41-57)	SE Louisiana	Jan. 8, 2005
4. 44 (44-69)	Oklahoma State	Dec. 19, 2012
44 (44-71)	Stephen F. Austin	Jan. 24, 2004
6. 45 (45-88)	at Oklahoma State	Nov. 9, 2021
45 (45-65)	Missouri	Dec. 4, 2018
45 (45-76)	Texas	Nov. 7, 2002
45 (45-66)	Texas State	Jan. 9, 1998
10. 47 (47-67)	#14 Oregon	Nov. 17, 2019
11. 48 (48-80)	at Grand Canyon	Jan. 12, 2023
48 (48-66)	Nicholls	Jan. 8, 2011
13. 49 (49-76)	SE Missouri State	Jan. 7, 1985
49 (49-81)	Memphis	Dec. 4, 1968
15. 50 (50-70)	at Oklahoma	Dec. 19, 2021
50 (50-57)	Appalachian State	Feb. 6, 2020
50 (50-47)	Texas State	Feb. 27, 2003
50 (50-106)	Creighton	Nov. 17, 2002
50 (50-70)	Hardin-Simmons	Jan. 9, 1975
50 (50-65)	ULM	Mar. 6, 1990
50 (50-64)	Sam Houston State	Dec. 11, 1959

FEWEST POINTS AT A NEUTRAL SITE

Total (Score)	Opponent	Date
1. 38 (38-59)	vs. Drexel	Nov. 21, 2022
2. 43 (43-42)	Oklahoma Baptist	Dec. 29, 1961
3. 49 (49-61)	UNC Greensboro	Nov. 15, 2005
49 (49-68)	Trinity	Dec. 29, 1960
5. 50 (50-81)	McNeese State	March 5, 1997

SMALLEST COMBINED SCORE

Total (Score)	Opponent	Date
1. 67 (31-36)	at SMU	Dec. 16, 1989
2. 83 (42-41)	SE Louisiana	Nov. 30, 1983
3. 85 (35-50)	Denver	Dec. 31, 2012
85 (43-42)	vs. Oklahoma Baptist	Dec. 29, 1961
94 (43-51)	ULM	Feb. 27, 1997
6. 95 (51-44)	UT Pan American	Dec. 19, 1996
7. 97 (38-59)	vs. Drexel	Nov. 21, 2022
97 (48-49)	McNeese State	Feb. 12, 1983
97 (50-47)	at Texas State	Feb. 27, 2003
10. 98 (51-47)	vs. Alabama State	Dec. 22, 1995
98 (41-57)	at SE Louisiana	Jan. 8, 2005
98 (52-46)	at McNeese State	Feb. 10, 2007
13. 100 (36-64)	at North Texas	Nov. 18, 2021
100 (48-52)	ULM	Feb. 29, 1992
15. 102 (47-55)	UT Pan American	Dec. 21, 1959
16. 103 (56-47)	Lamar	Dec. 11, 2021

FEWEST POINTS IN A HALF

Total (Half)	Opponent	Date
1. 8 (2nd)	at SMU	Dec. 16, 1989
2. 12 (1st)	at North Texas	Nov. 18, 2021
12 (1st)	at Kentucky	Nov. 25, 2014
4. 13 (2nd)	vs. Drexel	Nov. 21, 2022
5. 14 (1st)	at Oklahoma State	Nov. 9, 2021
14 (1st)	Little Rock	Jan. 23, 2016
7. 15 (1st)	at Toledo	Dec. 29, 1989
8. 16 (1st)	at Tarleton	Dec. 29, 2022
9. 17 (1st)	Denver	Dec. 31, 2012
17 (1st)	at Oklahoma State	Dec. 17, 2012
17 (1st)	at Nicholls	Jan. 8, 2011
17 (1st)	at Stephen F. Austin	Jan. 27, 2007
17 (1st)	at New Mexico	Dec. 29, 2005
17 (1st)	vs. UNC Greensboro	Nov. 15, 2005
17 (1st)	at ULM	Jan. 23, 1997
17 (1st)	at Texas A&M Commerce	Dec. 10, 1962
17. 18 (2nd)	at Grand Canyon	Jan. 12, 2023
18 (1st)	Nevada	Nov. 18, 2022
18 (1st)	at Oklahoma	Dec. 19, 2021
18 (1st)	Boise State	Jan. 2, 2013
18 (2nd)	Denver	Dec. 31, 2012
18 (1st)	New Mexico	Jan. 3, 2005
18 (1st)	at SE Louisiana	Nov. 30, 1983

FEWEST FIELD GOALS MADE

Total	Opponent	Date
1. 10	Nevada	Nov. 18, 2022
2. 12	at North Texas	Nov. 18, 2021
12	at SMU	Dec. 16, 1989
4. 13	at SE Louisiana	Jan. 8, 2005
13	at Stephen F. Austin	Jan. 24, 2004
13	Denver	Dec. 31, 2012
7. 14	vs. UNC Greensboro	Nov. 15, 2005
14	at Memphis	Dec. 4, 1968
9. 15	vs. Drexel	Nov. 21, 2022
15	at #14 Oregon	Nov. 17, 2019
15	at Stephen F. Austin	Feb. 24, 2005
15	at TCU	Nov. 22, 2003
15	Arkansas State	Jan. 6, 1968

FEWEST FIELD GOALS ATTEMPTED

Total	Opponent	Date
1. 29	at Nicholls	Jan. 8, 2011
2. 31	Arkansas State	Jan. 6, 1968
3. 33	Midwestern State	Dec. 20, 1967
4. 35	at Houston Baptist	Jan. 18, 1982

LOWEST FIELD GOAL % (Min. 50 Attempts)

Pct. (FG-A)	Opponent	Date
1. .179 (10-56)	Nevada	Nov. 18, 2022
2. .234 (15-64)	at #14 Oregon	Nov. 17, 2019
3. .235 (12-51)	at Texas State	Jan. 9, 1999
4. .254 (15-59)	vs. Drexel	Nov. 21, 2022
5. .255 (14-55)	vs. UNC Greensboro	Nov. 15, 2005
6. .257 (18-70)	Montana	Dec. 28, 1996
7. .258 (16-62)	Seattle	Jan. 17, 2013
8. .265 (18-68)	Louisiana	Jan. 16, 2021
9. .268 (19-71)	at Gonzaga	Dec. 18, 2018
10. .270 (17-63)	at Kentucky	Nov. 25, 2014
11. .274 (17-62)	Sam Houston State	Jan. 11, 1990
12. .279 (17-61)	vs. McNeese State	Mar. 5, 1997

FEWEST FREE THROWS MADE

Total	Opponent	Date
1. 0	at Hardin-Simmons	Jan. 9, 1975
2. 1	at Oklahoma State	Dec. 19, 2012
1	at Centenary	Feb. 5, 1973
1	vs. Georgia Southern	Dec. 29, 1972
5. 2, 12x	Last: vs. Harvard	Dec. 28, 1998

FEWEST FREE THROW ATTEMPTS

Total	Opponent	Date
1. 1	at Hardin-Simmons	Jan. 9, 1975
2. 2	McNeese State	Feb. 28, 1977
2	at Centenary	Feb. 5, 1973
4. 4, 9x	Last: at Stony Brook	Dec. 23, 2000

LOWEST FREE THROW % (Min. 10 Attempts)

Pct. (FT-A)	Opponent	Date
1. .182 (2-11)	vs. Alabama State	Dec. 22, 1995
2. .285 (4-14)	at Lamar	Mar. 5, 1985
3. .300 (3-10)	at Oklahoma State	Nov. 9, 2021
4. .357 (5-14)	ULM	Jan. 16, 1999
357 (5-14)	at Louisiana Tech	Feb. 9, 1981
6. .360 (9-25)	Northwestern State	Feb. 15, 1990
7. .364 (4-11)	vs. Drexel	Nov. 21, 2022
.364 (4-11)	at Missouri	Dec. 4, 2018

FEWEST REBOUNDS

No.	Opponent	Date
1. 21	at Texas	Jan. 3, 2004
21	Sam Houston State	Mar. 2, 2000
21	vs. Valparaiso	Jan. 10, 1981
4. 22	at Nicholls	Jan. 8, 2011
22	at Stephen F. Austin	Jan. 27, 2007
22	at ULM	Feb. 5, 2004
22	at Samford	Nov. 27, 1999
22	Louisiana Tech	Feb. 26, 1981
9. 23, 4x	Last: vs. Miami	Nov. 13, 2005

ALL-TIME PROGRAM OVERTIME GAMES

Date	Opponent	W/L	Score	Date	Opponent	W/L	Score	Date	Opponent	W/L	Score
02-04-64	Arkansas State	L	76-82	11-29-85	Tarleton State	W	81-79	02-03-10	Texas A&M-Corpus Christi	W	71-66
02-16-65	Arkansas State	L	** 99-100	01-03-86	at Florida Southern	L	79-81	02-16-11	Stephen F. Austin	W	66-65
01-04-66	at Austin College	W	70-63	01-21-86	at Hardin-Simmons	L	75-79	02-19-11	at Southeastern Louisiana	W	68-66
01-08-66	Lamar	W	** 91-93	02-21-87	at U.S. International	L	89-94	02-26-11	at Northwestern State	L	71-78
02-14-67	Lamar	L	*** 138-135	01-18-88	UTSA	L	72-79	12-17-11	at Tulsa	L	75-80
01-20-68	at Texas Tech	L	83-93	01-30-88	at Texas State	L	73-75	12-21-13	CSU Bakersfield	W	79-75
01-30-68	at Texas Wesleyan	W	113-109	02-23-88	Hardin-Simmons	L	87-88	01-09-14	ULM	W	83-79
02-02-70	West Texas A&M	W	88-84	12-30-89	vs. UNC Wilmington	L	64-66	02-01-14	at Georgia State	L	91-101
12-11-71	Hardin-Simmons	W	**** 118-117	12-11-92	vs. Gonzaga	W	** 95-87	03-06-14	at Troy	W	** 87-86
01-10-72	at Butler	W	87-82	12-11-93	TAMU-Commerce	W	** 100-97	12-01-15	at Texas	L	73-80
02-26-72	Lamar	W	96-92	11-29-93	at Chaminade	L	91-92	01-16-16	at South Alabama	L	85-88
12-23-72	Hardin-Simmons	W	81-76	11-29-95	Grambling State	L	82-86	02-18-16	Louisiana	W	84-83
01-18-73	Centenary	W	74-72	01-15-97	Texas State	W	66-63	02-10-18	Texas State	W	70-68
02-15-73	West Texas A&M	W	** 87-85	01-30-97	McNeese State	W	69-67	12-21-18	at Cal Poly	W	75-70
01-11-75	at E. New Mexico	L	69-70	02-13-97	Sam Houston State	L	75-78	2-2-19	at rv Texas State	W	** 84-77
01-10-76	at Denver	W	99-97	12-28-98	at Sam Houston State	W	** 124-123	2-23-19	ULM	W	** 91-86
01-12-77	North Texas	L	101-105	02-06-99	Stephen F. Austin	W	** 85-83	2-28-20	Texas State	L	*** 85-87
02-21-77	Louisiana Tech	W	92-90	11-22-99	at Arkansas	L	95-102	1-29-21	at Arkansas State	L	75-83
12-09-77	at Pepperdine	L	88-89	03-08-00	Northwestern State#	L	83-88	11-16-21	Abilene Christian	L	71-80
02-04-78	Louisiana Tech	L	** 77-79	01-27-01	Sam Houston State	W	94-86	12-30-21	South Alabama	W	89-87
01-12-80	North Texas	W	** 99-97	02-10-01	UTSA	W	86-77	1-8-22	at Georgia Southern	L	73-74
01-28-80	McNeese State	L	** 97-98	03-07-01	at Sam Houston State#	L	** 98-103	1-15-22	ULM	L	55-62
02-11-80	at Louisiana	L	79-86	12-20-01	at SE Louisiana	W	69-60	1-22-22	at Little Rock	L	*** 96-98
02-13-80	at McNeese State	W	71-69	01-02-02	Oral Roberts	W	83-77	2-12-22	at Louisiana	W	80-77
12-18-80	Centenary	W	81-78	03-07-03	ULM	W	** 85-84				
01-31-81	Lamar	L	84-89	12-17-05	at San Diego	W	94-91				
02-20-82	at Arkansas State	W	60-58	03-07-06	at Sam Houston State#	L	** 84-86				
01-13-83	Texas Southern	L	** 102-104	11-18-06	at TCU	L	** 89-97				
02-10-83	at North Texas	L	98-105	01-11-07	at Nicholls	L	81-83				
12-05-83	Missouri State	W	63-58	12-17-07	at TCU	L	74-77				
02-02-84	ULM	L	71-74	01-10-08	at Central Arkansas	L	68-70				
02-09-85	ULM	W	75-74	01-17-09	at UTSA	W	** 100-97				
				11-18-09	North Texas	L	** 99-101				
				01-05-10	Utah Valley	W	90-85				

* Indicates How Many Overtimes If More Than One
Southland Conference Tournament

ALL-TIME OVERTIME RECORDS:

TOTAL: 91 Games (47-44)

1 OT: 67 Games (34-33)

2 OT: 19 Games (10-9)

3 OT: 4 Games (2-2)

4 OT: 1 Games (1-0)

PROGRAM MILESTONE VICTORIES

Win 1 – UT Arlington 70, East Central Okla. 57 – 11/24/59

In their first game at the NCAA level, the Mavericks got 27 points from Ed Russell to defeat the Tigers.

Win 50 – UT Arlington 82, Bishop College 78 – 12/30/65

The Mavericks defeated Bishop College in the third-place game of the Cotton Bowl Classic.

Win 100 – UT Arlington 95, South Dakota State 81 – 12/6/71

Mark Burden scored 21 points and pulled down a then-record 17 rebounds. The win propelled UT Arlington to its most-ever victories in the SLC.

Win 150 – UT Arlington 81, Houston Baptist 69 – 12/7/77

The victory ended the longest losing streak in UT Arlington history at 21 games.

Win 200 – UT Arlington 93, Louisiana 83 – 2/21/81

Arguably the best Maverick squad ever, UT Arlington defeats a tough Ragin' Cajun side that propels the team to its first appearance in the NIT.

Win 250 – UT Arlington 74, San Francisco 65 – 12/21/85

UT Arlington defeats the Dons in the consolation game of the Albertsons Classic in Boise, Idaho.

Win 300 – UT Arlington 108, at Nicholls 84 – 1/2/91

Leonard Wilson scores 31 points and program all-time leading scorer Willie Brand adds 22. The victory starts an eight-game winning streak for the Mavs.

Win 350 – UT Arlington 70, North Texas 68 – 1/15/94

Trailing by three points at halftime, the Mavericks rally to defeat the Mean Green. The victory snaps a six-game losing streak.

Win 400 – UT Arlington 87, at Air Force 78 – 12/19/98

The Mavericks scored 52 points in the second half to erase a halftime deficit in Colorado Springs, Colo.

Win 450 – UT Arlington 81, Texas Wesleyan 65 – 11/30/02

The victory is UT Arlington's ninth straight versus the crosstown-rival Rams.

Win 500 – UT Arlington 87, UT Tyler 72 – 12/22/05

Brady Dawkins registers 15 points and seven assists in the victory over the Patriots.

Win 550 – UT Arlington 75, Utah Valley 64 – 1/3/2009

The Mavs end a five-game skid against Utah Valley behind 17 points from Ryan Toolson

Win 600 – UT Arlington 91, Lamar 82 – 1/14/2012

UTA wins its seventh in a row, on the way to a 16-game winning streak and 15-1 SLC record.

Win 650 – UT Arlington 87, Houston Baptist 69 – 12/22/2014

Jamel Outler drained seven 3-point field goals to help the Mavs move to 3-1 on the season with a homecoming victory.

Win 700 – UT Arlington 89, South Alabama 83 – 1/16/2017

The Mavs used a 16-point 2nd-half run then held off the Jaguars in Mobile, Ala.

Win 750 – UT Arlington 67, Georgia Southern 58 – 3/16/2019

UTA closed the Sun Belt Tournament semifinal matchup on a 10-0 run after Georgia Southern took a 58-57 lead with 5 minutes remaining in regulation and advanced to the Sun Belt Tournament Final for the second-straight year.

2022-23 UTA MEN'S BASKETBALL SPEED CHART



00



1



2



3



4

AARON CASH

6-6 | 210 | R-SR | G
San Francisco, Calif.

CHENDALL WEAVER

6-3 | 164 | FR | G
Mansfield, Texas

BRANDON WALKER

6-7 | 260 | FR | F
Oak Cliff, Texas

TAJ ANDERSON

6-4 | 171 | JR | G
Queens, N.Y.

KYRON GIBSON

6-1 | 198 | JR | G
Alexandria, La.



5



10



12



14



21

BRANDYN TALBOT

6-5 | 181 | SO | G
Toronto, Ontario

SHAYSTEN CORNISH

6-0 | 196 | R-SO | G
Arlington, Texas

DAMONZE WOODS

6-7 | 205 | FR | F
Amarillo, Texas

CASH CLAYTON

6-2 | 173 | R-FR | G
Austin, Texas

PEDRO CASTRO

6-6 | 196 | GR | G
Fort Worth, Texas



22



23



24



55

SHEMAR WILSON

6-9 | 215 | SO | F
Avondale, Ariz.

DARIO DOMINGOS

6-8 | 261 | SO | F
Luanda, Angola

MONTEZ YOUNG JR.

6-5 | 192 | SO | F
Waxahachie, Texas

MARION HUMPHREY

6-3 | 192 | R-JR | G
Hoover, Ala.

1: KEN-dull
3: taj-JH (like Taj Mahal)
4: ky-RIN
5: BRAND-in
10: SHAY-stin
12: duh-MONZ
22: shuh-MARR
23: do-min-gose



GREG YOUNG

HEAD COACH
2nd Season | 14th w/ UTA



ROYCE JOHNSON
ASSOCIATE HC



DWIGHT THORNE II
ASST. COACH



CINCO BOONE
ASST. COACH



MATT SEGURA
STRENGTH COACH



SAMUEL TARVER
GRAD ASST.



JASON MacBAIN
ASSOCIATE AD



PARKER EIDSON
OPERATIONS DIR.



JOHN PUTYRSKI
DIR. SCOUT/VIDEO



ROYAL MILTON III
TRAINER



JACOB MAHJOUB
GRAD ASST.



JALEN JONES
GRAD ASST.



RACHAEL MORGAN
ADMIN. ASST.