



UNI MEN'S BASKETBALL

#EverLoyal

f /UNImensbasketball

X @UNImbb

IG UNImbb

5 MVC TOURNAMENT TITLES /// 7 CONFERENCE MVP AWARDS /// 8 NCAA APPEARANCES /// 1 NCAA SWEET 16

1-1 2023-24 Record	0-0 MVC	NR/NR RANKING (AP/Coaches)	Game 3 4 p.m. CT • Nov. 19	1-1 2023-24 Record	0-0 AAC	NR/NR RANKING (AP/Coaches)
BEN JACOBSON HEAD COACH			UNI AT USF Yeungling Center (10,411) Tampa, Fla.	AMIR ABDUR-RAHIM HEAD COACH		
336-219 Career Record				46-75 Career Record		

SERIES QUICK LOOK

OVERALL USF leads, 1-0
FIRST MEETING Dec. 12, 2022 - HOME - L, 72-69
LAST MEETING Dec. 12, 2022 - HOME - L, 72-69
CURRENT STREAK USF, 1
JACOBSON vs. USF 0-1
UNI vs. USF in TAMPA 0-0

TV - ESPN+
Jim Louk (PxP)
Ryan Urquhart (Analyst)

RADIO - 93.5 The Mix
Panther Sports Network
Gary Rima (PxP)
Kevin Boyle (Analyst)

LIVE STATS
UNIPanthers.com

2023-24 SCHEDULE

Date	Opponent	Time/Result
Nov. 1	COE (Exhibition)	W, 103-65
Nov. 7	at North Texas	L, 83-77 (OT)
Nov. 14	LORAS	W, 90-50
Nov. 19	at South Florida	4 p.m.
Nov. 22	#20 North Carolina ^	11 a.m.
Nov. 23	TBD ^	TBA
Nov. 24	TBD ^	TBA
Nov. 29	BELMONT*	7 p.m.
Dec. 2	at Evansville*	1 p.m.
Dec. 6	RICHMOND	7 p.m.
Dec. 9	at Toledo	1 p.m.
Dec. 12	PRAIRIE VIEW A&M	7 p.m.
Dec. 17	ALCORN STATE	1 p.m.
Dec. 21	at Northern Illinois	7 p.m.
Jan. 3	at Missouri State*	8 p.m.
Jan. 7	INDIANA STATE*	2 p.m.
Jan. 10	UIC*	7 p.m.
Jan. 14	at Murray State*	TBA
Jan. 17	at Belmont*	8 p.m.
Jan. 20	SOUTHERN ILLINOIS*	7 p.m.
Jan. 23	EVANSVILLE*	7 p.m.
Jan. 27	at RV Drake*	TBA
Jan. 31	at Bradley*	TBA
Feb. 3	MURRAY STATE*	TBA
Feb. 7	MISSOURI STATE*	7 p.m.
Feb. 11	at UIC*	3 p.m.
Feb. 14	at Valparaiso*	TBA
Feb. 18	BRADLEY*	TBA
Feb. 21	at Illinois State*	7 p.m.
Feb. 24	RV DRAKE*	TBA
Feb. 27	VALPARAISO*	7 p.m.
Mar. 3	at Southern Illinois*	TBA
Mar. 7-10	Arch Madness \$	TBA

All Times Central Home Games in McLeod Center (CAPS/BOLD)
 AP rankings listed
 * Missouri Valley Conference Game
 ^ Battle 4 Atlantis (Paradise Island, Bahamas)
 \$ Arch Madness (St. Louis, Mo.)

UNI QUICK NOTES

Trip to Tampa

- Northern Iowa begins a four-game week in the Sunshine State and the Bahamas on Sunday as it visits South Florida for the first time in program history. Both teams meet in Cedar Falls last December for the first-ever meeting, won by the Bulls on a game-winning three-point basket at the buzzer.
- UNI looks to grab consecutive wins after splitting its first two contests of the year, dropping its opener at the reigning NIT champions North Texas, and scoring a 40-point win over Division III Loras last Tuesday.
- The Panthers will take the short flight to Paradise Island in the Bahamas following their matchup with South Florida, taking part in the Bad Boy Mowers Battle 4 Atlantis for the third time. UNI was the tournament's runner-up in its last appearance in 2017.
- UNI is 8-3 all-time against opponents from the state of Florida and will look for their first true road win in the Sunshine State since winning at Central Florida in 1995-96.

Scouting South Florida

- Like the Panthers, the Bulls split their first two games of the season, recently dropping a 68-63 home contest to Central Michigan last Wednesday.
- South Florida was picked ninth in the American Athletic Conference (AAC) preseason poll after a 14-18 season a year ago where the Bulls placed eighth with a 7-11 conference mark.
- The Bulls are in the first year under the leadership of head coach Amir Abdur-Rahim, who spent the previous four seasons as the head coach at Kennesaw State.
- Chris Youngblood leads USF with 19.5 points per game through the first two contests of the year, with Selton Miguel averaging 17 points a game. Jayden Reid, the reigning AAC Freshman of the Week has dished out six assists per contest this year, while Corey Walker leads the Bulls on the board with six rebounds a game.
- USF ranks fourth in Division I in free throws made per game (23) and sixth in bench points (15.5). The Bulls have struggled from beyond the three-point arc shooting just 22% from range (9-of-41).



TEAM COMPARISON



83.5	Scoring Offense	79.5
66.5	Scoring Defense	60
17	Scoring Margin	19.5
6	Rebound Margin	-1
15.5	Assists Per Game	15.5
3.5	Blocked Shots Per Game	2
7	Steals Per Game	11
3	Turnover Margin	8
1.4	Assist Turnover Ratio	1.4
.492	Field Goal Percentage	.430
.378	Field Goal Percentage Defense	.402
10.5	Three-Point Field Goals/Game	4.5
.389	Three-Point Field Goal %	.220
.550	Free Throw Percentage	.807
.500	Winning Percentage	.500

2023-24 MVC STANDINGS (11/16)

School	MVC	Overall
Bradley	0-0	3-0
Evansville	0-0	3-0
Southern Illinois	0-0	3-0
Drake	0-0	2-0
Belmont	0-0	2-1
Illinois State	0-0	2-1
Indiana State	0-0	2-1
Murray State	0-0	2-1
UIC	0-0	2-1
Valparaiso	0-0	2-1
Missouri State	0-0	1-1
UNI	0-0	1-1

UNI ATHLETIC COMMUNICATIONS

Joel Wauters

Assistant AD for Communication (VB, MBB, WRE)

e joel.wauters@uni.edu

o (319) 273-3642

c (319) 215-9783



About last year

- The Panthers come into the new season with high hopes looking to build off a 14-18 campaign in 2022-23 with a 9-11 record in Missouri Valley Conference play.
- Finishing eighth in the MVC, the Panthers reached the second round of Arch Madness after a first-round win over Illinois State before falling to MVC regular season champion Bradley in the quarterfinals.
- Guard Bowen Born earned Second Team All-MVC honors, while Tytan Anderson was voted captain of the league's Most Improved Team. Michael Duax earned MVC All-Freshman Team recognition, as Landon Wolf earned a spot on the MVC All-Bench Team.

Downing the Duhawks

- UNI led from start to finish with four scoring in double-digit figures in a 90-50 rout of Division III Loras in its home opener. The Panthers are 16-2 in home openers under head coach Ben Jacobson
- Tytan Anderson became the 113th member of UNI's 500 career point club, while RJ Taylor and Kyle Pock both scored their first collegiate points. Charlie Miller also made his regular season collegiate debut in the win.
- Trey Campbell, Anderson and Pock all scored 14 points in the Panther victory, with Nate Heise finishing with 13 points.

Heise shines in regular season opener

- Nate Heise scored a career-high 20 points in his first regular season game back from a season-ending hand injury last year as UNI fell to North Texas, 83-77 in overtime in Denton.
- Heise's career night, which saw him score seven of the Panthers' final nine points in regulation, also saw the Lake City, Minnesota native become the 112th member of Northern Iowa's 500 career point club.
- UNI trailed by as many as 11 point before a 9-0 Panther run turned the tables. Landon Wolf's hot hand of 6-of-11 shooting and four three-point baskets also helped UNI's offense.
- Bowen Born would finish with 14 points in a strong second half performance, while Jacob Hutson notched 11 points and seven rebounds in his UNI debut.

In the polls

- Northern Iowa ranks 12th in the latest CollegelInsider.com Mid-Major Top-25 poll released on Nov. 13.
- The Panthers are among three MVC teams in this weeks rankings including Drake (No. 5) and Bradley (No. 13).

Meet the Panther pack

- UNI returns 12 members of last season's roster and adds four new faces with three new freshman and one transfer.
- Three Panthers departed the program in the offseason, including two-time All-MVC forward Austin Phyfe (medical retirement), as well as forwards James Betz and Derek Krogmann (graduation). Phyfe does return to the UNI bench as a graduate student assistant.

Valley preseason honors

- Northern Iowa was picked second in the MVC preseason poll as voted on by the league's head coaches, sports information directors and media. In the last 10 seasons, UNI has been picked in the top-three in the preseason poll eight times, ultimately finishing in the top-three at the end of the regular season four times (2014, 2015, 2020, 2022).
- Bowen Born was named to the five-man Preseason All-MVC First Team, while forward Tytan Anderson was selected Second Team Preseason All-MVC.

Welcome to Jake's Jungle

- Ben Jacobson, the dean of the MVC head coaching ranks, is his 18th season at the helm of the Panther program in 2023-24.
- With 336 career victories, Jacobson ranks third on the MVC's all-time wins list, just two wins shy of passing Eddie Hickey. He also ranks second with 183 conference only wins, on pace to surpass the legendary Henry P. Iba with his next five wins against conference opponents.
- Jacobson, who has averaged 19.7 wins per season during his UNI tenure, has led the Panthers to four MVC regular season titles (2009, 2010, 2020, 2022), four MVC Tournament championships (2009, 2010, 2015, 2016), four NCAA Tournament berths (2009, 2010, 2015, 2016) and a pair of NIT (2012, 2022) and CIT berths (2011, 2013).
- Jacobson is the only coach in the history of the MVC to record multiple wins over AP No.1 ranked teams (Kansas, 2010 and North Carolina, 2015). He has also notched four wins in the NCAA Tournament and two in the NIT.

Longtime Panther assistant promoted

- PJ Hogan, a longtime member of the coaching staffs of both Ben Jacobson and his predecessor Greg McDermott, was elevated to the role of associate head coach during the offseason.
- Hogan enters his 21st season with the Panthers after previously serving as a graduate assistant and full-time UNI assistant coach.

Bringing it back

- Northern Iowa returns over 90% of its points, rebounds, assists and steals from last season, including 91.2% of points scored.
- The Panthers also return 91.7% of its minutes played a year ago, the second-highest mark in Division I.

Homegrown talent

- UNI led the nation last season in points per game scored by in-state players with 68.7 points per contest.
- Nine members of UNI's 2023-24 roster are native Iowans, including four straight out of Cedar Falls, Iowa.

Youngester's got game

- Michael Duax (321), Trey Campbell (239) and Landon Wolf (237) all scored at least 235 points last season in their first year of action.
- Duax was one of just two freshman last year in the MVC to score at least 300 points, second only to MVC Freshman of the Year Cade Tyson of Belmont (409).

When it heats up over 80

- UNI is 80-10 when scoring 80 points or more under head coach Ben Jacobson.
- The Panthers have won 18 of their last 21 games when passing the 80-point threshold.

Born to be wild

- Bowen Born returns for his fourth season after leading UNI with a career-best 573 points last year, tenth most in a single-season in program history (17.9 PPG).
- Earning Second Team All-MVC honors last season, Born scored a career-high 34 points in UNI's Arch Madness quarterfinal loss to Bradley in St. Louis.
- Born currently holds the fifth-highest career free throw percentage in program history (84.2%).

Remember the Titan

- The captain of the 2023 MVC Most Improved Team, Tytan Anderson led the league with 11 double-doubles during a breakout season last season.
- Anderson set two school records after recording a career-high 18 rebounds last January against Murray State, including the most rebounds in a UNI home game, and most rebounds by a Panther against an MVC opponent.
- Anderson's 273 total rebounds last year were the most by a Panther since Eric Coleman's 281-rebound season in 2007-08.

Look who's back

- Nate Heise returns after missing the majority of last season with a hand injury, playing just the first two game of the 2022-23 campaign.
- A member of the 2021 MVC All-Freshman Team, Heise gave UNI a big spark defensively in his last full season in 2021-22 with a team-high 31 steals, as well as 11 blocks. He also notched one double-double.

Be like Mike

- 2023 MVC All-Freshman Team forward Michael Duax will look to build off a strong first season after redshirting his freshman year two seasons ago.
- Averaging 10 points a game with three double-doubles last winter, Duax notched a season-best with 21 points at UIC and also made the game-winning layup at the buzzer in the Panthers' road win at Valparaiso.

Adding some size

- The Panthers added size out of the transfer portal this offseason, signing former Loyola-Chicago center Jacob Hutson to the roster after averaging 3.4 points a game with the Ramblers in three seasons.
- Hutson played on Loyola's 2021 MVC regular season and 2022 MVC Tournament championship teams, prior to LUC's departure to the A-10 Conference. He earned playing time in both of Loyola's NCAA Tournament appearances in 2021 and 2022, including its 2021 second-round win over second-seeded Illinois.

Return of veteran big man

- Forward Cole Henry begins his fifth season with the Panthers after a career year in 2022-23, averaging career-highs in games played (29), points per game (5.2), rebounds per game (4.1) and minutes per game (17.5).
- Henry played a key role in UNI's late December/early January success last season, helping kick start the Panther offense with a season-high 15 points against Towson at the United Center in Chicago.

Building off year one

- Cedar Falls native Trey Campbell looks to build off an impressive freshman season after scoring in double figures nine times during his first year as a Panther.
- Averaging 7.5 points per game, Campbell notched a season-high 20 points in UNI's home win over Illinois State last January.



Feed the Wolf

- Seeing his first action after a redshirt season in 2021-22, Landon Wolf made an impression as a three-point shooter last year, notching 7.4 points a game to earn MVC All-Bench Team honors.
- Wolf attempted 138 three-point field goals, second only to Bowen Born with 36.2% accuracy.

Dan's the man

- Drew Daniel saw his most significant playing time as a Panther last year, appearing in a career-high 31 games while shooting 33.9% from three-point range.
- Playing 9.5 minutes off the bench, Daniel earned both NABC Academic Honors Court and MVC Honor Roll recognition.

Move the rock

- In his first season last year, Ege Peksari put opponents on notice with his distributing ability with 20 assists in 19 games played. Peksari will redshirt the 2023-24 season.
- A native of Turkey, Peksari is UNI's first international player on the roster since Rafael de Souza (Brazil, 2016-18).

Chasing glory

- Cedar Falls product Chase Courbat appeared in his first four games as a Panther last winter, scoring a season-high four points off the bench in the season-opener against Wartburg.
- Courbat, an MVC Honor Roll recipient in 2022-23, made every shot he attempted in his limited time on the floor, including both field goal and both free throw attempts.

Breaking into the mix

- Charlie Miller redshirted the 2022-23 season and made his collegiate debut on Nov. 14, 2023 against Loras.
- Miller, a two-time all-conference guard and two-time 4A state qualifier in North Carolina, played a post-graduate season with Flight 22 Basketball in 2021-22.

Bouncing back

- Hunter Jacobson continues to rehab from a season-ending surgery in last year's preseason.
- A three-sport athlete from Cedar Falls, Jacobson helped lead the Tigers to the Class 4A state semifinals during his junior season. He was also a standout athlete as Cedar Falls' starting quarterback and a breakout track runner.

Taylor time

- Two-time All-State honoree RJ Taylor joins the Panthers after a successful prep career in Michigan.
- A 1,000 career point scorer at Grand Blanc High School, Taylor helped lead his team to an MHSAA Division I state title in 2021.

Elite scorer joins Panthers

- The all-time leading scorer in Bolivar High School history, Kyle Pock looks to make an impact as he begins his collegiate career.
- A three-time All-State selection in Missouri, Pock was twice named the Central Ozarks Conference Player of the Year (2022, 2023), and helped Bolivar to the Class 5A state title game in 2021.

Rubin to redshirt freshman year

- Wes Rubin joins the UNI roster after a successful prep career at Chicago's Simeon Career Academy. He will redshirt the 2023-24 season.
- Helping lead Simeon to a state tournament appearance in 2021, Rubin helped his team finish as Illinois' Class 3A runner-up as a junior in 2022, earning All-Public and All-State honors during his career.

Family ties

- Nate Heise's older sister, Taylor was a standout ice hockey player at Minnesota, drafted first overall in the 2023 PWHL Draft. His younger brother, Ryan is a freshman on the men's basketball team at Upper Iowa.
- Landon Wolf's brother Logan plays wide receiver for the UNI football team. His cousin, Cynthia is a former center for the Panther women's basketball team. Landon's father, Paul, is also a former UNI football player.
- Charlie Miller's grandfather, Eldon, served as UNI's head men's basketball coach from 1986-98, helping the Panthers reach the 1990 NCAA Tournament, its first as a Division I program.
- Bowen Born's father, Mike is currently a scout for the Indiana Pacers, previously working for the Portland Trailblazers and Charlotte Hornets. Born's grandfather, Gene Klinge was also the winningest high school girl's basketball coach in Iowa history.
- Michael Duax's father Bob played football at UNI in the 1980s.
- Chase Courbat's grandfather John Martin was part of the UNI men's basketball program from 1967-70, scoring 1,027 career points. He was inducted into the UNI Athletics Hall of Fame in 2008.
- Hunter Jacobson is the eldest son of Panther head coach

Ben Jacobson.

- Wes Rubin's brother, Miles is a freshman center for Loyola-Chicago's men's basketball team. His sister, Ava played collegiately at both Arizona State and Illinois.
- Cole Henry's father, John is currently the head men's basketball coach at NAIA power William Penn in his hometown of Oskaloosa.
- Assistant coach Gameli Ahelegbe's younger brother Kwadzo played for the Panthers from 2006-10
- and was part of two MVC championship and NCAA Tournament teams, including the 2010 NCAA Sweet Sixteen roster.

Panthers in the pros

- Two-time MVC Player of the Year and former Panther AJ Green signed a three-year contract with the Milwaukee Bucks in the offseason after a stellar rookie campaign as a two-way player with Milwaukee and the G-League Wisconsin Herd. Green ranked second in three-point shooting percentage among NBA rookies last season with at least 50 attempts (41.9%).
- Former Panther guard Nick Nurse (1985-89) is in his first season as the head coach of the Philadelphia 76ers. Nurse previously served as head coach of the Toronto Raptors (2018-23), leading Toronto to its first-ever NBA title in his first season at the helm.
- Former guard John Little (2002-06) is in his first year as the associate head coach of the Maine Celtics, Boston's NBA G-League affiliated team. Little spent the prior four seasons as an assistant with the Wisconsin Herd.
- Kwadzo Ahelegbe, a member of UNI's 2010 NCAA Sweet Sixteen team, is in his third season as an assistant coach with the Windy City Bulls, Chicago's G-League affiliate team.
- Two-time MVC regular season champion Klint Carlson is in his second year as a player development coach/video coordinator with the Golden State Warriors. Carlson previously worked with the Charlotte Hornets before joining the seven-time NBA champions in San Francisco last in August 2022.
- Three other former Panthers are continuing their professional playing careers in Europe after signing new contracts this past summer, including Wes Washpun (U.D. Oliveirense, Portugal), Bennett Koch (Sheffield Sharks, United Kingdom) and Jeremy Morgan (JL Bourg Basket, France).

PANTHER PROBABLE STARTERS (BASED ON PREVIOUS GAME)

#0 Nate Heise
Jr. Guard
Lake City, Minn.



#11 Jacob Hutson
Jr. Center
Edina, Minn.



#13 Bowen Born
Jr. Guard
Norwalk, Iowa



#15 Michael Duax
So. Guard/Forward
Dubuque, Iowa



#32 Tytan Anderson
Jr. Forward
Eldridge, Iowa



2023-24 MEN'S BASKETBALL NUMERICAL ROSTER

No.	Name	Yr.	Pos.	Ht.	Wt.	Hometown / Previous School
0	Nate Heise	Jr.	G	6-5	205	Lake City, Minn. / Lincoln HS
1	Cole Henry	R-Jr.	F	6-9	240	Oskaloosa, Iowa / Oskaloosa HS
2	Ege Peksari	R-So.	G	6-4	195	Izmir, Turkey / Sisli Terakki
3	Landon Wolf	So.	G	6-4	195	Cedar Falls, Iowa / Cedar Falls HS
4	Trey Campbell	So.	G	6-4	185	Cedar Falls, Iowa / Cedar Falls HS
5	Wes Rubin	R-Fr.	F	6-8	225	Chicago, Ill. / Simeon Career Academy
10	RJ Taylor	Fr.	G	5-11	175	Grand Blanc, Mich. / Grand Blanc HS
11	Jacob Hutson	Jr.	C	6-11	250	Edina, Minn. / Loyola-Chicago
12	Charlie Miller	R-Fr.	G	6-0	165	Lumberton, N.C. / Lumberton HS
13	Bowen Born	Jr.	G	5-11	170	Norwalk, Iowa / Norwalk HS
15	Michael Duax	So.	G/F	6-6	215	Dubuque, Iowa / Hempstead HS
20	Chase Courbat	So.	F	6-9	240	Cedar Falls, Iowa / Cedar Falls HS
22	Kyle Pock	Fr.	F	6-6	210	Bolivar, Mo. / Bolivar HS
30	Hunter Jacobson	R-Fr.	G	6-1	180	Cedar Falls, Iowa / Cedar Falls HS
32	Tytan Anderson	Jr.	G/F	6-6	205	Eldridge, Iowa / North Scott HS
33	Drew Daniel	Jr.	G	6-7	220	West Des Moines, Iowa / Dowling Catholic HS

ALPHABETICAL

No.	Name
32	Tytan Anderson
13	Bowen Born
4	Trey Campbell
20	Chase Courbat
33	Drew Daniel
15	Michael Duax
0	Nate Heise
11	Jacob Hutson
1	Cole Henry
30	Hunter Jacobson
12	Charlie Miller
2	Ege Peksari
22	Kyle Pock
5	Wes Rubin
10	RJ Taylor
3	Landon Wolf

COACHING & SUPPORT STAFF

- Head Coach:** Ben Jacobson (North Dakota '94)
- Associate Head Coach:** P.J. Hogan (Morningside '99)
- Assistant Coach:** Gameli Ahelegbe (Minnesota State, Mankato '07)
- Assistant Coach:** Seth Tuttle (UNI '15)
- Director of Basketball Operations:** Ike Hermer (Minnesota '15)
- Assistant Director of Basketball Operations:** Haley Langstraat (UNI '21)
- Director of Athletic Training Services:** Don Bishop (Upper Iowa '92)
- Strength & Conditioning:** Brandon Ronan (Loras '13)
- Graduate Manager:** Carter Stevens (Dubuque '22)
- Athletic Communications:** Joel Wauters (UNI '18)

PRONUNCIATION GUIDE

- #0 Nate Heise
HIGH-zee
- #2 Ege Peksari
EGG-ayy / PECK-sar-ee
- #13 Bowen Born
BO-inn
- #15 Michael Duax
DOO-ax
- #20 Chase Courbat
CORE-bit
- #22 Kyle Pock
POKE
- #32 Tytan Anderson
TIGHT-in
- Gameli Ahelegbe
GAH-mel-e / AH-hel-egg-buh





PLAYER HONORS

MVC PRESEASON PLAYER OF THE YEAR
Tucker DeVries, Drake

MVC PRESEASON FIRST TEAM
Bowen Born, UNI
Donovan Clay, Missouri State
Tucker DeVries, Drake
Malevy Leons, Bradley
Cade Tyson, Belmont

MVC PRESEASON SECOND TEAM
Tytan Anderson, UNI
Robbie Avila, Indiana State
Darnell Brodie, Drake
Julian Larry, Indiana State
Rob Perry, Murray State
Kenny Strawbridge, Evansville

MVC PRESEASON THIRD TEAM
Darius Burford, Illinois State
Duke Deen, Bradley
Xavier Johnson, Southern Illinois
Chance Moore, Missouri State
Toby Okani, UIC
Isaiah Swope, Indiana State

MVC PRESEASON POLL

1. Drake (24).....558
2. **UNI (19).....524**
3. Bradley (3).....487
4. Indiana State.....402
5. Belmont.....400
6. Missouri State (1).....386
7. Murray State.....292
8. Illinois State.....237
9. Southern Illinois.....218
10. UIC.....157
11. Evansville.....96
12. Valparaiso.....66

MILESTONE/HONORS WATCH

Tytan Anderson

- Field of 68 Almanac MVC Pre-season Second Team
- 502 career points
- 362 rebounds
- 11 double-doubles

Bowen Born

- Blue Ribbon Preseason First Team All-MVC
- Field of 68 Almanac MVC Pre-season First Team
- 1,089 career points
- 157 career made three-point field goals
- 230 career made free throws
- 84.2 % career FT%
- 74 career steals
- 202 career assists

Trey Campbell

- 253 career points
- 120 career rebounds

Michael Duax

- Field of 68 Almanac MVC Pre-season Breakout Player
- 331 career points
- 157 career rebounds

Nate Heise

- 523 career points
- 258 career rebounds
- 83 career assists
- 71 career steals
- 28 career blocks

Cole Henry

- 244 career points
- 199 career rebounds
- 99 career assists

Jacob Hutson

- 273 career points
- 114 career rebounds

Landon Wolf

- 262 career points

Team

- 1,387 all-time program wins
- 693 wins as a Division I program
- Ben Jacobson - 336 career wins (3rd-most in MVC history)
- Ben Jacobson - 183 MVC only wins (2nd-most in MVC history)




Trey Campbell - UNI vs. Coe (Exhibition)
Nov. 1, 2023





#0 Nate Heise
Jr. Guard
Lake City, Minn.




#1 Cole Henry
R-Jr. Forward
Oskaloosa, Iowa



#2 Ege Peksari
R-So. Guard
Izmir, Turkey



#3 Landon Wolf
So. Guard
Cedar Falls, Iowa



#4 Trey Campbell
So. Guard
Cedar Falls, Iowa




#5 Wes Rubin
R-Fr. Forward
Chicago, Ill.



#10 RJ Taylor
Fr. Guard
Grand Blanc, Mich.



#11 Jacob Hutson
Jr. Center
Edina, Minn.



#12 Charlie Miller
R-Fr. Guard
Lumberton, N.C.



#13 Bowen Born
Jr. Guard
Norwalk, Iowa



#15 Michael Duax
So. Forward
Dubuque, Iowa



#20 Chase Courbat
So. Forward
Cedar Falls, Iowa



#22 Kyle Pock
Fr. Forward
Bolivar, Mo.



#30 Hunter Jacobson
R-Fr. Guard
Cedar Falls, Iowa



#32 Tytan Anderson
Jr. Guard/Forward
Eldridge, Iowa



#33 Drew Daniel
Jr. Forward
West Des Moines, Iowa



Head Coach
Ben Jacobson



HEAD COACH BEN JACOBSON

Alma Mater: North Dakota, '94
 Career Record: **336-219** (18th Year)
 Record at UNI: Same

ASSOCIATE HEAD COACH

P.J. Hogan:18th Season (Morningside, '99)

ASSISTANT COACHES

Seth Tuttle:3rd Season (UNI, '15)
 Gameli Ahelegbe: ...2nd Season (MSU Mankato, '07)

SUPPORT STAFF

Ike Hermer: ...Director of Basketball Operations
 Haley Langstraat: ...Asst. Dir. of Basketball Operations
 Don Bishop: ...Director of Athletic Training Services
 Carter Stevens:Graduate Manager
 Joel Wauters:Athletic Communications Contact

TEAM HISTORY

First Year of Basketball:1900-01
 All-Time Record: **1,387-1,206** (121th year)
 Division I Record: **693-620**
 NCAA Tournament Appearances: 8
 NIT Tournament Appearances 2
 At-Large NCAA Tournament Bids:1
 Last Postseason Appearance: ... 2022 (NIT/2nd Rd)

VENUE INFORMATION

Name: McLeod Center
 Arena Opened: 2006
 Capacity: 6,650
 Largest Crowd: 7,332 (2/27/10)

UNIVERSITY INFORMATION

Location: Cedar Falls, Iowa
 Founded:1876
 Enrollment:9,021
 Colors:Purple & Old Gold
 Nickname:Panthers
 Mascot:TC
 Fight Song:“UNI Fight”
 Affiliation:NCAA Division I
 Conference: Missouri Valley
 President: Dr. Mark Nook
 Athletic Director: David Harris
 SWA: Stacia Eggers

JAKE'S WINS

UNI head coach Ben Jacobson ranks **No. 3** in the Missouri Valley Conference history in victories with **336**.

Jacobson also **No. 2** in league history in MVC games with **183** wins.

Henry Iba tops both lists with 486 total wins and 187 league wins.

MVC COACHING VICTORIES

1.	Henry P. Iba (Oklahoma State)	486
2.	Eddie Hickey (Creighton/Saint Louis)	337
3.	Ben Jacobson (UNI)	336
4.	Dana Altman (Creighton)	327
5.	Barry Hinson (Missouri State/SIU)	285
6.	Gregg Marshall (Wichita State)	261
7.	Rich Herrin (Southern Illinois)	225
8.	Ralph Miller (Wichita State)	220
9.	Porter Moser (Illinois State/Loyola)	217
10.	Maury John (Drake)	211

MVC COACHING WINS (MVC Games Only)

1.	Henry P. Iba (Oklahoma State)	187
2.	Ben Jacobson (UNI)	183
3.	Dana Altman (Creighton)	182
4.	Eddie Hickey (Creighton/Saint Louis)	163
5.	Barry Hinson (Missouri State/SIU)	155
6.	Gregg Marshall (Wichita State)	134
7.	Dr. F.C. Allen (Kansas)	126
8.	Rich Herrin (Southern Illinois)	111
9.	Jim Molinari (Bradley)	110
10.	Porter Moser (Illinois State/Loyola)	105

JAKE'S TOURNAMENT TITLES

UNI head coach Ben Jacobson ranks second in MVC history with four tournament titles. Jacobson is 4-1 in MVC title games.

Dana Altman (Creighton) holds the league record with six MVC Tournament crowns. Altman was 6-0 in MVC title games.

MVC Tourney Coaches, By Titles

1.	Dana Altman, CU	6
2.	Ben Jacobson, UNI	4
3.	Greg McDermott, UNI/CU	3
	Rich Herrin, SIU	3
5.	Kevin Stallings, ILS	2
	Tom Apke, CU	2
	Tony Barone, CU	2
	Nolan Richardson, TU	2
	Gregg Marshall, WSU	2

UNI's SCHEDULE

UNI faces off against six teams who competed in a national postseason tournament last year.

UNI Opponents In Last Year's NCAA Field
 Drake (Missouri Valley) - First Round

UNI Opponents In Last Year's NIT Field

Alcorn State (Southwestern) - First Round
 Bradley (Missouri Valley) - First Round
 North Texas (American) - Champions
 Toledo (Mid-American) - First Round

UNI Opponents In Last Year's CBI Field

Indiana State (Missouri Valley) - Quarterfinal

HOOPS IN PARADISE

UNI will make its third appearance at the Bad Boy Mowers Battle 4 Atlantis during the Thanksgiving holiday in the Bahamas. The Panthers will face off with North Carolina on Nov. 22 in the tournament's opening game before facing either Villanova or Texas Tech on Thanksgiving Day. Other participants includes Michigan, Memphis, Arkansas and Stanford. UNI finished as tournament runners-up in their last outing in the Battle 4 Atlantis in 2017.




ALL-TIME LEADING SCORING LIST

UNI MEN'S BASKETBALL



Jason Reese



Randy Kraayenbrink



Ben Jacobson



AJ Green



Seth Tuttle

All-Time Leading Scorers (500+ Points)

1. Jason Reese (1986-90)	2,033	41. Dick Beetsch (1952-56)	1,029	81. Travis Brown (2005-09)	720
2. Randy Kraayenbrink (1982-86) ...	2,004	42. Bennett Koch (2014-2018).....	1,028	82. Jay Block (1980-84).....	718
3. Ben Jacobson (2002-06)	1,787	43. John Martin (1967-70)	1,027	83. Herbert King (1980-84)	711
4. AJ Green (2018-22)	1,769	44. Chris Foster (2000-05)	1,027	84. Matt Schneiderman (2002-04)	707
5. Seth Tuttle (2011-15)	1,747	45. Jerry Waugh (1965-68)	1,019	85. Darrell Jesse (1966-69)	673
6. Jason Daisy (1992-97)	1,721	46. Joseph Ferguson (1971-75)	999	86. Don Holland (1953-56).....	673
7. Bill McCoy (1969-73)	1,713	47. Erik Crawford (2003-06).....	985	87. Ali Farokhmanesh (2008-10)	667
8. Eric Coleman (2004-08)	1,522	48. Randy Beilke (1969-73)	962	88. Bob Waller (1959-62)	662
9. Ron Lemons (1975-79)	1,478	49. Mark Long (1975-79)	959	89. Cory Jenkins (1996-00)	658
10. Robbie Sieverding (1998-02)	1,402	50. Joe Breakenridge (1997-01)	956	90. Jason Sims (1992-96)	657
11. Kwadzo Ahelegbe (2006-11)	1,329	51. Marc Sonnen (2009-2013)	932	91. Nate Buss (2011-15)	657
12. Anthony James (2008-13)	1,305	52. Spencer Haldeman (2016-20)	932	92. Dwayne Jackson (1980-84)	656
13. Cam Johnson (1989-94)	1,286	53. Ron Jessen (1962-65)	926	93. Van Combs (1946-49)	642
14. Ken Huelman (1966-69)	1,275	54. Austin Phyfe (2017-23)	923	94. Del Nicklaus (1954-57)	604
15. Troy Muilenburg (1986-91)	1,251	55. Bill Jones (1977-81)	915	95. Jared Josten (2004-08)	602
16. Dale Turner (1988-92)	1,250	56. Duane Josephson (1961-64)	913	96. Paul Jespersion (2014-16)	593
17. Pete Spoden (1959-64)	1,239	57. Steve Phyfe (1987-90)	912	97. Chip Rank (2010-14)	592
18. Trae Berhow (2018-22)	1,239	58. Mike Kemp (1975-79)	895	98. Ray Nissen (1954-56)	590
19. Grant Stout (2003-07)	1,232	59. Jim Jackson (1958-60)	891	99. Mark Enright (1975-78)	585
20. Jeremy Morgan (2013-17)	1,218	60. Aaron Middendorf (1998-02)	880	100. Brent Carmichael (1981-83)	585
21. Craig Knepe (1963-66)	1,200	61. Wyatt Lohaus (2014-19)	877	101. Dean Jensen (1957-60)	584
22. Deon Mitchell (2011-15)	1,200	62. Noah Carter (2019-22)	876	102. John Little (2002-06)	581
23. Adam Koch (2006-10)	1,186	63. Steve Peters (1977-81)	861	103. Gene Nichols (1956-59)	579
24. Tony Brus (1995-99)	1,179	64. Brooks McKowen (2003-07)	856	104. Jerry McColley (1963-65)	566
25. Cedrick McCullough (1988-92)	1,158	65. Randy Podhaski (1973-77)	853	105. Dennis Filliman (1956-59)	561
26. Randy Blocker (1992-94)	1,154	66. Ray Storch (1979-83)	851	106. Mike Pijanowski (1981-84)	555
27. Maurice Newby (1986-91)	1,147	67. Bill Runchey (1972-76)	830	107. Mark Welsh (1974-76)	553
28. Rod Underwood (1977-81)	1,126	68. Clint Carlson (2014-18)	819	108. Brian Heying (1994-98)	538
29. David Gruber (2001-04)	1,116	69. Tony Hauptert (1977-81)	818	109. Lucas O'Rear (2007-11)	529
30. Jake Koch (2009-13)	1,113	70. Walt Kochneff (1947-50)	811	110. Erik Smith (2000-02)	517
31. Norm Jespersion (1946-49)	1,099	71. Nick Nurse (1985-89)	801	111. Dick Christy (1960-63)	513
32. Matt Bohannon (2012-16)	1,092	72. Brian Bestul (1969-73)	791	112. Nate Heise (2020-Present)	510
33. Bowen Born (2020-Present)	1,089	73. Tywhon Pickford (2017-22)	791	113. Tytan Anderson (2020-Present)	502
34. Darian DeVries (1994-98)	1,084	74. Isaiah Brown (2016-20)	780		
35. Jordan Eglseder (2006-10)	1,066	75. Brian Carpenter (1992-96)	774		
36. Johnny Moran (2008-12)	1,048	76. Skip Anderson (1967-70)	744		
37. Jerry Holbrook (1959-62)	1,045	77. Frank Stotts (1956-59)	738		
38. Howie Pigg (1950-55)	1,041	78. Scott Stafford (1983-85)	730		
39. Wes Washpun (2013-16)	1,035	79. Ron LaFrentz (1957-60)	723		
40. Greg McDermott (1984-88)	1,033	80. Darrell Timion (1970-73)	722		



Scoring

1. Jason Reese (1986-90)	2,033
2. Randy Kraayenbrink (1982-86)	2,004
3. Ben Jacobson (2002-06)	1,787
4. AJ Green (2018-22)	1,769
5. Seth Tuttle (2011-15)	1,747
5. Jason Daisy (1992-97)	1,721
7. Bill McCoy (1969-73)	1,713
8. Eric Coleman (2004-08)	1,522
9. Ron Lemons (1975-79)	1,476
10. Robbie Sieverding (1998-02)	1,402

Scoring Average

1. Randy Blocker (1992-94)	21.0
2. Jerry Waugh (1965-68)	20.8
3. Ken Huelman (1966-69)	18.8
4. Randy Kraayenbrink (1982-86)	17.9
5. Jason Reese (1986-90)	17.8
AJ Green (2018-22)	17.8
6. Pete Spoden (1959-64)	17.7
7. Bill McCoy (1969-73)	17.7
8. Craig Knepe (1963-66)	17.1
9. Jason Daisy (1992-97)	16.7

Field Goals Made

1. Randy Kraayenbrink (1982-86)	794
2. Jason Reese (1986-90)	764
3. Ben Jacobson (2002-06)	637
4. Ron Lemons (1975-79)	629
5. Seth Tuttle (2011-15)	600
6. Jason Daisy (1992-97)	589
AJ Green (2018-22)	589
8. Eric Coleman (2004-08)	586
9. Bill McCoy (1969-73)	567
10. Cedrick McCullough (1988-92)	505

Field Goal Attempts

1. Randy Kraayenbrink (1982-86)	1,644
2. Ben Jacobson (2002-06)	1,459
3. AJ Green (2018-22)	1,422
4. Jason Reese (1986-90)	1,401
5. Jason Daisy (1992-97)	1,287
6. Ron Lemons (1975-79)	1,213
7. Bill McCoy (1969-74)	1,177
8. Pete Spoden (1959-64)	1,131
9. Anthony James (2008-13)	1,107
10. Howie Pigg (1951-55)	1,071

Field Goal Percentage (minimum 100 made)

1. Austin Phyfe (2017-23)	.604 (377-624)
2. David Gruber (2001-04)	.602 (421-699)
3. Jason Sims (1992-96)	.598 (250-418)
4. Steve Phyfe (1987-90)	.584 (373-639)
5. Greg McDermott (1984-88)	.581 (402-692)
6. Seth Tuttle (2011-15)	.576 (600-1041)
7. Lucas O'Rear (2007-11)	.559 (198-354)
8. Eric Coleman (2004-08)	.559 (586-1048)
9. Joe Breakenridge (1997-01)	.549 (368-670)
10. Scott Plondke (1985-86)	.547 (179-327)

3-Point Field Goals Made

1. Matt Bohannon (2012-16)	268
2. AJ Green (2018-22)	266
3. Trae Berhow (2018-22)	224
4. Ben Jacobson (2002-06)	203
5. Johnny Moran (2008-12)	201
Marc Sonnen (2009-13)	201
7. Jeremy Morgan (2013-17)	173
9. Nick Nurse (1985-89)	170
10. Darian DeVries (1994-98)	166

3-Point Field Goal Attempts

1. AJ Green (2018-22)	704
2. Matt Bohannon (2012-16)	690
3. Johnny Moran (2008-12)	601
4. Trae Berhow (2018-22)	569
5. Ben Jacobson (2002-06)	519
6. Marc Sonnen (2009-13)	480
7. Jeremy Morgan (2013-17)	475
8. Bowen Born (2020-Pres.)	446
9. Chris Foster (2000-05)	422
10. Robbie Sieverding (1998-02)	418

3-Point Field Goal Percentage (Minimum 50 made)

1. Nick Nurse (1985-89)	.468 (170-363)
2. Nate Buss (2011-15)	.442 (92-208)
3. Cam Johnson (1989-94)	.423 (130-307)
4. Marc Sonnen (2009-13)	.419 (201-480)
5. Ryan Paulsen (2000-03)	.415 (54-130)
6. Adam Viet (2004-08)	.413 (99-240)
7. Darian DeVries (1994-98)	.408 (166-407)
8. Paul Jespersion (2014-16)	.408 (130-319)
9. Jared Josten (2004-08)	.406 (82-203)
10. John Little (2002-06)	.403 (112-278)

Free Throws Made

1. Bill McCoy (1969-73)	579
2. Seth Tuttle (2011-15)	508
3. Jason Reese (1986-90)	504
4. Adam Koch (2006-10)	446
5. Robbie Sieverding (1998-02)	423
6. Randy Kraayenbrink (1982-86)	410
7. Jason Daisy (1992-97)	407
8. Kwadzo Ahelegbe (2006-11)	393
9. Eric Coleman (2004-08)	350
10. Jake Koch (2009-13)	340

Free Throw Attempts

1. Bill McCoy (1969-73)	762
2. Seth Tuttle (2011-15)	675
3. Jason Reese (1986-90)	670
4. Eric Coleman (2004-08)	592
5. Adam Koch (2006-10)	569
6. Jason Daisy (1992-97)	543
7. Ken Huelman (1967-69)	539
8. Randy Kraayenbrink (1982-86)	515
Kwadzo Ahelegbe (2006-11)	515
10. Robbie Sieverding (1998-02)	506

Free Throw Percentage

1. AJ Green (2018-22)	.900 (325-361)
2. Paul Jespersion (2014-16)	.878 (65-74)
3. Maurice Newby (1987-91)	.856 (149-174)
4. Jared Josten (2004-08)	.843 (118-140)
5. Bowen Born (2020-Present)	.842 (230-273)
6. Robbie Sieverding (1998-02)	.836 (423-506)
7. Troy Muilenburg (1987-91)	.835 (237-284)
8. Darian DeVries (1994-98)	.823 (302-367)
9. Ali Farokhmanesh (2008-10)	.810 (85-105)
10. Nate Buss (2011-15)	.806 (83-103)

Rebounding

1. Pete Spoden (1959-64)	1,104
2. Jim Jackson (1958-01)	1,097
3. Eric Coleman (2004-08)	997
4. Grant Stout (2003-07)	920
5. Seth Tuttle (2011-15)	917
6. Ken Huelman (1966-69)	818
7. Jason Reese (1986-90)	773
8. Joe Breakenridge (1997-01)	766
9. Ron Lemons (1975-79)	760
10. Randy Beilke (1970-73)	752

Rebounding Average

1. Jim Jackson (1958-61)	16.4
2. Pete Spoden (1959-64)	15.8
3. Al Carew (1951-52)	12.2
4. Ray Nissen (1954-56)	12.1
5. Ken Huelman (1966-69)	12.0
6. Del Nicklaus (1954-57)	10.0
7. Craig Knepe (1963-66)	9.8
8. Paul Balcom (1961-63)	9.0
9. Joe Breakenridge (1997-01)	8.1
10. John Martin (1967-70)	8.0

Assists

1. Dale Turner (1988-92)	520
2. Brooks McKowen (2003-07)	425
3. Robbie Williams (1982-86)	418
4. Wes Washpun (2013-16)	399
5. Mark Long (1975-79)	387
6. Deon Mitchell (2011-15)	373
7. Chris Foster (2000-05)	370
8. Ben Jacobson (2002-06)	357
9. Kwadzo Ahelegbe (2006-11)	342
10. Nick Nurse (1985-89)	340

Blocked Shots

1. Grant Stout (2003-07)	222
2. Jake Koch (2009-13)	123
3. Jordan Eglseder (2006-10)	120
4. Sean Hawkins (1994-98)	118
5. Eric Coleman (2004-08)	115
6. Jeremy Morgan (2013-17)	99
7. Seth Tuttle (2011-15)	95
8. Jason Sims (1992-96)	90
9. Scott Stafford (1984-85)	85
10. Steve Phyfe (1988-90)	66

Steals

1. Brent Carmichael (1981-83)	180
2. Jeremy Morgan (2013-17)	179
3. Nick Nurse (1986-89)	165
4. Andy Woodley (1998-02)	159
5. Ben Jacobson (2002-06)	154
6. Johnny Moran (2008-12)	152
7. Dale Turner (1988-92)	143
8. Robbie Williams (1982-86)	140
9. Brian Carpenter (1992-96)	138
10. Darian DeVries (1994-98)	131

Games Played

1. Tywhon Pickford (2017-22)	146
2. Marc Sonnen (2008-13)	139
3. Jake Koch (2008-13)	138
Matt Bohannon (2012-16)	138
5. Seth Tuttle (2011-15)	136
6. Johnny Moran (2008-12)	135
Chip Rank (2010-14)	135
Deon Mitchell (2011-15)	135
Wyatt Lohaus (2014-18)	135
10. Kwadzo Ahelegbe (2006-11)	133

Games Started

1. Seth Tuttle (2011-15)	136
2. Johnny Moran (2008-12)	135
3. Ben Jacobson (2002-06)	120
4. Brooks McKowen (2003-07)	117
5. Deon Mitchell (2011-15)	115
6. Eric Coleman (2004-08)	114
7. Jeremy Morgan (2013-17)	110
8. Cedrick McCullough (1988-92)	109
9. Matt Bohannon (2012-16)	108
10. Randy Kraayenbrink (1982-86)	107
Dale Turner (1988-92)	107
Kwadzo Ahelegbe (2006-11)	107

Games Won

1. Kwadzo Ahelegbe (2006-11)	91
Johnny Moran (2008-12)	91
Marc Sonnen (2009-13)	91
Matt Bohannon (2012-16)	91
5. Jake Koch (2009-13)	90
6. Adam Koch (2006-10)	89
7. Seth Tuttle (2011-15)	88
8. Deon Mitchell (2011-15)	87
Tywhon Pickford (2017-22)	87
10. Jeremy Morgan (2013-17)	84



UNI vs. St. Bonaventure
Dec. 21, 2022



Points

- Randy Blocker, 1993-94645
- Jason Reese, 1989-90638
- Jason Reese, 1988-89623
- AJ Green, 2019-20610
- Jason Daisy, 1995-96603
- Jason Daisy, 1996-97593
- Cam Johnson, 1993-94592
- Randy Kraayenbrink, 1984-85587
- AJ Green, 2021-22583
- Bowen Born, 2022-23573**

Scoring Average

- Jerry Waugh, 1967-6823.4
- Randy Blocker, 1993-9423.0
- Pete Spoden, 1963-6422.7
- Jason Daisy, 1995-9622.3
- Jason Reese, 1988-8922.3
- Howie Pigg, 1954-5521.7
- Ken Huelman, 1968-6921.4
- Jason Daisy, 1996-9721.2
- Bill McCoy, 1970-7121.2
- Cam Johnson, 1993-9421.1

Field Goals

- Jason Reese, 1988-89240
- Randy Kraayenbrink, 1984-85240
- Randy Blocker, 1993-94239
- Jason Reese, 1989-90236
- Cam Johnson, 1993-94212
- Ben Jacobson, 2004-05211
- Randy Kraayenbrink, 1985-86211
- Jason Daisy, 1995-96208
- AJ Green, 2019-20204
- Randy Blocker, 1992-93201

Field Goals Attempted

- Randy Blocker, 1993-94503
- Dick Garth, 1950-51496
- AJ Green, 2019-20490
- Randy Kraayenbrink, 1984-85483
- Cam Johnson, 1993-94464
- Randy Kraayenbrink, 1985-86449
- AJ Green, 2018-19449
- Duane Josephson, 1963-64446
- Bowen Born, 2022-23433**
- Ben Jacobson, 2004-05432

Field Goal Percentage

- Austin Phyfe, 2019-20671 (147-219)
- Seth Tuttle, 2011-12652 (118-181)
- Jason Sims, 1994-95644 (121-188)
- Lucas O'Rear, 2008-09615 (56-91)
- David Gruber, 2002-03610 (141-231)
- David Gruber, 2001-02610 (144-236)
- Steve Phyfe, 1988-89608 (161-265)
- Seth Tuttle, 2014-15604 (183-303)
- Greg McDermott, 1987-88603 (117-194)
- Greg McDermott, 1986-87597 (148-248)

3-Point Field Goals

- Marc Sonnen, 2012-1396
- Matt Bohannon, 2015-1693
- AJ Green, 2021-2293
- AJ Green, 2019-2091
- Paul Jespersen, 2015-1682
- Bowen Born, 2022-2380**
- Erik Smith, 2001-0279
- Ali Farokhmanesh, 2009-1077
- Matt Bohannon, 2013-1477
- Ali Farokhmanesh, 2008-0975

3-Point Field Goals Attempted

- AJ Green, 2021-22240
- AJ Green, 2019-20233
- Matt Bohannon, 2015-16232
- Bowen Born, 2022-23218**
- Marc Sonnen, 2012-13215
- Erik Smith, 2001-02208
- Ali Farokhmanesh, 2009-10207
- Paul Jespersen, 2015-16207
- Matt Bohannon, 2013-14206
- AJ Green, 2018-19204

3-Point Field Goal Percentage (Minimum 50 made)

- Nick Nurse, 1987-88497 (72-145)
- Ben Jacobson, 2004-05452 (71-157)
- Robbie Sieverding, 1998-99447 (68-152)
- Marc Sonnen, 2012-13446 (96-215)
- Trae Berhow, 2019-20446 (70-157)
- Marc Sonnen, 2011-12443 (58-131)
- Darian DeVries, 1997-98439 (69-157)
- Nick Nurse, 1988-89438 (61-139)
- John Little, 2005-06420 (50-119)
- Jason Daisy, 1995-964198 (68-162)

Free Throws

- Bill McCoy, 1970-71212
- Jason Daisy, 1996-97175
- Robbie Sieverding, 2001-02168
- Jason Reese, 1989-90166
- Adam Koch, 2008-09158
- Seth Tuttle, 2013-14157
- Robbie Sieverding, 1999-00154
- Seth Tuttle, 2014-15149
- Bill McCoy, 1971-72146
- Jason Reese, 1988-89143

Free Throws Attempted

- Bill McCoy, 1970-71274
- Jason Daisy, 1996-97220
- Jason Reese, 1989-90217
- Adam Koch, 2008-09205
- Seth Tuttle, 2013-14203
- Ken Huelman, 1968-69202
- Bill McCoy, 1971-72198
- Jason Reese, 1988-89196
- Robbie Sieverding, 2001-02195
- Seth Tuttle, 2014-15195

Free Throw Percentage (Minimum 50 made)

- AJ Green, 2019-20917 (111-121)
- AJ Green, 2021-22915 (140-153)
- Dale Turner, 1991-92874 (104-119)
- Troy Muilenburg, 1989-90867 (91-105)
- Rod Underwood, 1980-81866 (58-67)
- Darian DeVries, 1995-96865 (90-104)
- AJ Green, 2018-19864 (70-81)
- Robbie Sieverding, 2001-02862 (168-195)
- Jared Josten, 2007-08852 (69-81)
- Troy Muilenburg, 1990-91849 (101-119)

Rebounds

- Jim Jackson, 1958-59418
- Jim Jackson, 1959-60392
- Pete Spoden, 1960-61365
- Pete Spoden, 1961-62357
- Joe Breakenridge, 2000-01294
- Grant Stout, 2005-06294
- Al Carew, 1951-52292
- Ken Huelman, 1968-69289
- Jim Jackson, 1960-61287
- Del Nicklaus, 1955-56282

Rebounding Average

- Jim Jackson, 1958-5918.2
- Pete Spoden, 1960-6117.4
- Jim Jackson, 1959-6017.0
- Pete Spoden, 1959-6015.5
- Pete Spoden, 1963-6415.1
- Pete Spoden, 1961-6214.9
- Del Nicklaus, 1955-5614.8
- Jim Jackson, 1960-6113.7
- Ray Nissen, 195612.8
- Ken Huelman, 1966-6712.2

Assists

- Wes Washpun, 2015-16190
- Brooks McKowen, 2006-07179
- Dale Turner, 1989-90152
- Dale Turner, 1990-91146
- Robbie Williams, 1983-84144
- Jay Imhoff, 1979-80140
- Robbie Williams, 1985-86129
- Dale Turner, 1988-89128
- Brent Carmichael, 1984-85126
- Deon Mitchell, 2012-13126

Blocked Shots

- Grant Stout, 2005-0680
- Grant Stout, 2004-0575
- Scott Stafford, 1983-8451
- Grant Stout, 2006-0750
- Jordan Eglseder, 2008-0944
- Jake Koch, 2012-1344
- Eric Coleman, 2007-0843
- Jason Sims, 1994-9543
- Jordan Eglseder, 2007-0838
- Ray Storck, 1982-8336

Steals

- Brent Carmichael, 1982-83100
- Brent Carmichael, 1981-8280
- Andy Woodley, 2000-0180
- Jeremy Morgan, 2015-1670
- Cam Johnson, 1992-9358
- Brian Carpenter, 1995-9654
- Nick Nurse, 1987-8853
- Ben Jacobson, 2005-0651
- Jeremy Morgan, 2016-1751
- Jason Daisy, 1996-9749
- Randy Blocker, 1993-9449



Tytan Anderson - UNI vs. Grand Canyon
2022 NABC Hall of Fame Classic - Kansas City, Mo.



Nate Heise - UNI at Richmond
Nov. 11, 2022



UNI VS. RANKED OPPONENTS

Overall	Home	Away	Neutral
19-44	12-7	3-20	3-16

#16	St. Bonaventure	W 90-80 (A) - 11/27/21
#16	Arkansas	L 93-80 (A) - 11/17/21
#19	Richmond	L 78-68 (A) - 12/9/20
#23	Colorado	W 79-76 (A) - 12/10/19
#22	Iowa	L 54-77 (N) - 12/15/18
#9	Xavier	L 67-77 (H) - 12/20/17
#5	Villanova	L 64-50 (N) - 11/24/17
#9	North Carolina	L 86-69 (A) - 11/10/17
#8	North Carolina	L 85-42 (A) - 12/21/16
#9	Xavier	L 64-42 (A) - 11/26/16
#11	Xavier	L 67-59 (N) - 11/20/16
#15	Texas A&M	L 92-88 2ot (N) - 3/20/16
#25	Wichita State	W 53-50 (A) - 2/13/16
#5	Iowa State	W 81-79 (N) - 12/19/15
#1	North Carolina	W 71-67 (H) - 11/21/15
#17	Louisville	L 66-53 (N) - 3/22/15
#11	Wichita State	L 74-60 (A) - 2/28/15
#12	Wichita State	W 70-54 (H) - 1/31/15
#4	Wichita State	L 82-73 (H) - 2/8/14
#8	Wichita State	L 67-53 (A) - 1/5/14
#17	Iowa State	L 91-82 OT (N) - 12/7/13
#15	Wichita State	W 57-52 (H) - 2/2/13
#12	Creighton	L 79-68 (A) - 1/15/13
#21	UNLV	L 73-59 (A) - 12/19/12
#19	Memphis	L 52-47 (N) - 11/24/12
#2	Louisville	L 51-46 (N) - 11/22/12
#13	Creighton	W 65-62 (H) - 2/4/12
#23	Creighton	L 63-60 (A) - 1/10/12
#10	Syracuse	L 68-46 (A) - 11/12/10
#13	Michigan State	L 59-52 (N) - 3/26/10
#1	Kansas	W 69-67 (N) - 3/20/10
#15	Marquette	L 73-43 (N) - 11/28/08
#14	Drake	L 65-55 (H) - 2/16/08
#22	Drake	L 58-54 (A) - 1/26/08
#11	Nevada	L 79-64 (A) - 2/17/07
#16	Wichita State	W 63-59 (A) - 12/30/06
#17	Washington	L 70-61 (A) - 11/14/06
#23	Georgetown	L 54-49 (N) - 3/17/06
#24	Bucknell	W 65-61 (H) - 2/18/06
#12	Iowa	W 67-63 (H) - 12/6/05
#20	Wisconsin	L 57-52 (N) - 3/18/05
#17	Iowa	L 76-73 (A) - 12/7/05
#14	Georgia Tech	L 65-60 (N) - 3/19/04
#15	Southern Illinois	W 68-52 (H) - 3/1/04
#20	Creighton	W 82-73 (H) - 1/14/04
#24	Iowa	W 77-66 (H) - 12/9/03
#13	Creighton	L 84-75 (H) - 2/4/03
#11	Iowa	W 78-76 (H) - 12/4/01
#17	Alabama	L 64-56 (N) - 12/20/00
#10	Iowa	W 84-78 (H) - 12/9/97
#12	Iowa	L 78-73 (H) - 12/5/95
#11	Iowa State	L 81-62 (H) - 1/25/95
#8	Iowa	L 64-44 (A) - 12/8/92
#16	Iowa	L 108-85 (H) - 12/19/91
#20	Minnesota	L 81-78 (N) - 3/18/90
#11	Missouri	W 74-71 (N) - 3/16/90
#20	Iowa	W 77-74 (H) - 1/3/90
#3	Georgetown	L 83-49 (N) - 12/29/89
#5	Iowa	L 95-76 (A) - 12/6/88
#14	Missouri	L 91-62 (A) - 1/12/83
#6	Iowa	L 84-53 (A) - 12/21/81
#14	Iowa	L 86-52 (A) - 12/30/80
#20	Iowa	L 78-46 (A) - 12/6/79

NOTE: Associated Press poll used

UNI OVER 80

UNI is **80-10 (.888)** when scoring 80 or more points under Ben Jacobson.

11/14/23	Loras	W, 90-50
2/1/23	at Drake	L, 88-81 (2OT)
12/17/22	Towson	W, 83-66
11/26/22	Northern Illinois	W, 83-76
11/7/22	Wartburg	W, 105-49
3/16/22	at Saint Louis	W, 80-68
2/26/22	Loyola	W, 102-96 (OT)
2/23/22	at Indiana State	W, 88-82
2/20/22	vs. Missouri State	W, 95-75
1/19/22	at Valparaiso	L, 83-80 (OT)
1/8/22	Indiana State	W, 80-72 (OT)
1/8/22	at Missouri State	W, 85-84
1/5/22	Valparaiso	W, 92-65
1/2/22	Evansville	W, 83-61
11/27/21	at St. Bonaventure	W, 90-80
11/17/21	at Arkansas	L, 93-80
11/14/21	Dubuque	W, 95-58
2/27/21	Illinois State	W, 94-87 (2OT)
12/28/20	Missouri State	W, 85-75
12/4/20	St. Ambrose	W, 98-53
11/25/20	Western Kentucky	L, 90-87
2/27/20	Evansville	W, 84-64
2/8/20	Drake	W, 83-73
2/1/20	at Evansville	W, 80-68
1/29/20	Missouri State	W, 95-66
1/20/20	at Bradley	W, 86-71
1/15/20	Valparaiso	W, 88-78
1/11/20	at Missouri St	W, 88-57
12/22/19	Marshall	W, 88-80
12/12/19	at Grand Canyon	W, 82-58
12/2/19	Luther College	W, 110-51
11/20/19	Cornell College	W, 88-66
11/19/19	UT Martin	W, 87-67
1/26/19	Evansville	W, 81-74
11/17/18	Eastern Kentucky	W, 90-85
11/7/18	Bemidji State	W, 97-51
1/24/18	Illinois State	W, 83-72
1/13/18	Valparaiso	W, 81-76
12/10/17	Dubuque	W, 80-47
11/18/17	Chicago State	W, 82-44
12/7/16	South Dakota State	W, 86-58
11/17/16	vs. Arizona State	W, 82-63
3/20/16	vs. Texas A&M	L, 92-88 (2OT)
2/10/16	Missouri State	W, 83-69
2/6/16	at Drake	W, 82-66
12/30/15	Bradley	W, 80-44
12/19/15	vs. Iowa State	W, 81-79
11/30/15	North Texas	W, 93-70
11/28/15	at North Dakota	W, 97-51
11/25/15	Dubuque	W, 83-63
2/11/15	Illinois State	W, 83-64
12/13/14	at VCU	L, 93-87 (2OT)
2/12/14	Loyola	W, 80-58
2/1/14	Indiana State	L, 87-81
1/29/14	Evansville	W, 95-81
1/25/14	at Loyola	L, 93-87 (OT)
1/14/14	Missouri State	W, 94-89
1/8/14	at Evansville	W, 80-53
1/1/14	Bradley	W, 80-46
12/28/13	Iona	W, 90-78
12/7/13	vs. Iowa State	L, 91-82 (OT)
11/22/13	vs. Loyola Marymount	W, 90-81
11/11/13	Coe	W, 86-52
3/26/13	Bradley	W, 90-77
3/2/13	Illinois State	W, 80-72
1/20/13	Drake	W, 85-55
1/12/13	Bradley	W, 84-53
12/23/12	Saint Mary's	W, 82-75
12/8/12	at George Mason	W, 82-77 (OT)
11/14/12	Toledo	W, 84-81 (OT)
11/10/12	Wartburg	W, 103-50
1/7/12	at Drake	W, 83-68
12/19/11	Loras	W, 84-48
12/6/11	Iowa	W, 80-60
12/3/11	Colorado State	W, 83-77
3/15/11	Rider	W, 84-50
2/15/11	at Bradley	W, 80-70
1/9/11	Bradley	W, 83-77
11/16/10	Coe	W, 84-45
1/3/10	Missouri State	W, 84-76
12/12/09	Siena	W, 82-65
11/23/09	vs. Boston College	W, 81-69
2/11/09	Southern Illinois	W, 81-55
1/17/09	at Drake	W, 81-59
12/28/08	Indiana State	L, 85-84 (2OT)
11/25/08	Chicago State	W, 81-70
12/15/07	Wartburg	W, 99-48
12/20/06	Wartburg	W, 83-61
12/09/06	UMKC	W, 85-53
11/13/06	vs. Pepperdine	W, 83-58

WINNING IN McLEOD

UNI is playing its 18th season in the McLeod Center, and the Panthers have made winning a priority in their home venue.

UNI has posted an all-time record of **194-61 (.760)** in games played in the McLeod Center.

UNI secured a school-record 16 home wins in the 2012-13 season.

UNI has posted four perfect home seasons since moving to NCAA Division I. UNI was a perfect 14-0 in both the 1983-84 and 2009-10 seasons. UNI notched a 15-0 mark at home in 2014-15 and finished 16-0 in 2019-20.

UNI set its home-court win streak of 21 consecutive victories between the 2008-09 and 2010-11 seasons.

UNI has never had a losing record at home since moving to the McLeod Center.

Record in McLeod Center

Year	Record
2006-07	9-4
2007-08	11-6
2008-09	11-4
2009-10	14-0
2010-11	13-5
2011-12	13-3
2012-13	16-4
2013-14	11-2
2014-15	15-0
2015-16	11-3
2016-17	9-4
2017-18	12-4
2018-19	9-5
2019-20	16-0
2020-21	6-5
2021-22	10-4
2022-23	8-8
2023-24	1-0
TOTAL	194-61 (.760)



GAME TYPE	
Conference.....	0-0
Non-Conference.....	1-1
Exhibitions.....	1-0
Home.....	1-0
Away.....	0-1
Neutral.....	0-0
Overtime Games.....	0-1
MVC Home Games.....	0-0
MVC Road Games.....	0-0
MVC Tournament.....	0-0
vs. Ranked Opponents.....	0-0
BY CONFERENCE	
vs. Missouri Valley.....	0-0
vs. American	0-1
vs. American Rivers (Division III).....	1-0
vs. Atlantic Coast.....	0-0
vs. Atlantic-10.....	0-0
vs. MAC.....	0-0
vs. Southwestern.....	0-0
SCORE AT HALFTIME	
Leading At Half.....	1-0
Trailing At Half.....	0-1
Tied At Half.....	0-0
WITH 5 MINUTES LEFT (Regulation)	
Leading With 5 Min. Left.....	1-0
Trailing With 5 Min. Left.....	0-1
Tied With 5 Min. Left.....	0-0
COMEBACK ATTEMPTS	
When trailing by 1-5 points.....	0-0
When trailing by 6-10 points.....	0-0
When trailing by 11-15 points.....	0-1
When trailing by 16-20 points.....	0-0
When trailing by 21+ points.....	0-0
REBOUNDING	
UNI outrebounds opponent.....	1-1
UNI outrebounded by opponent.....	0-0
Team rebounds even.....	0-0
FIELD GOAL SHOOTING	
UNI shoots 50% or better.....	1-0
UNI shoots under 50%.....	0-1
Opponent 50% or better.....	0-0
Opponent shoots under 50%.....	1-1

FREE THROW SHOOTING	
UNI makes more FTs.....	1-0
Opponent makes more FTs.....	0-1
Even FTs.....	0-0
TURNOVERS	
UNI has more TOs.....	0-0
Opponent has more TOs.....	1-0
Even TOs.....	0-1
OPENING TIP	
UNI wins opening tip.....	1-0
Opponent wins opening tip.....	0-1
POINTS SCORED	
UNI scores 60 points or less.....	0-0
Opponent scores 60 points or less.....	1-0
UNI scores 61-69 points.....	0-0
Opponent scores 61-69 points.....	0-0
UNI scores 70-79 points.....	0-1
Opponent scores 70-79 points.....	0-0
UNI scores 80-89 points.....	0-0
Opponent scores 80-89 points.....	0-1
UNI scores 90+ points.....	1-0
Opponent scores 90+ points.....	0-0
DAY	
On Monday.....	0-0
On Tuesday.....	1-1
On Wednesday.....	0-0
On Thursday.....	0-0
On Friday.....	0-0
On Saturday.....	0-0
On Sunday.....	0-0
MONTH	
In November.....	1-1
In December.....	0-0
In January.....	0-0
In February.....	0-0
In March.....	0-0
MARGIN	
One possession games (3 pts or less).....	0-0
Game decided by 5 pts or less.....	0-0
Game decided by 6-10 pts.....	0-1
Game decided by 11-20 pts.....	0-0
Game decided by 21+ pts.....	1-0



TEAM STATISTICAL RANKINGS (11/17/23)

Statistic	National Rank	MVC Rank	Value
Assist/Turnover Ratio	95	5	1.41
Assists Per Game	115	6	15.5
Bench Points per game	126	3	27
Blocks Per Game	181	7	3.5
Effective FG pct	53	5	0.575
Fastbreak Points	227	8	9
Field Goal Percentage	70	6	49.2
Field Goal Percentage Defense	73	4	37.8
Fouls Per Game	198	9	18
Free Throw Attempts Per Game	182	9	20
Free Throw Percentage	336	12	55
Free Throws Made Per Game	276	10	11
Rebound Margin	112	4	6
Rebounds (Defensive) Per Game	57	4	30.5
Rebounds (Offensive) Per Game	214	5	10.5
Rebounds Per Game	101	3	41
Scoring Defense	132	5	66.5
Scoring Margin	87	4	17
Scoring Offense	88	5	83.5
Steals Per Game	166	6	7
Three Point Attempts Per Game	63	2	27
Three Point Percentage	55	4	38.9
Three Point Percentage Defense	257	11	34.5
Three Pointers Per Game	31	3	10.5
Turnover Margin	102	5	3
Turnovers Forced Per Game	133	4	14
Turnovers Per Game	87	5	11
Winning Percentage	193	11	50

PLAYER STATISTICAL RANKINGS (11/17/23)

Statistic	Player	National Rank	MVC Rank	Value
Assist/Turnover Ratio	Nate Heise	195	8	2.33
Assists Per Game	Nate Heise	270	13	3.5
Blocks Per Game	Tytan Anderson	290	15	1
	Landon Wolf	290	15	1
Field Goal Percentage	Nate Heise	195	11	54.2
Minutes Per Game	Nate Heise	175	8	32:32
Points Per Game	Nate Heise	226	10	16.5
Rebounds (Defensive) Per Game	Nate Heise	177	11	5.5
Rebounds Per Game	Nate Heise	226	9	7
Steals Per Game	Nate Heise	146	6	2
Three Point Percentage	Landon Wolf	43	4	55.6
Three Pointers Per Game	Landon Wolf	157	9	2.5
	Nate Heise	275	13	2
	Kyle Pock	275	13	2

Landon Wolf - UNI vs. Bradley
2023 MVC Tournament Quarterfinal





2023-24 UNI Men's Basketball
Team Game-by-Game
All games

Page 1/1
as of Nov 17, 2023

Opponent	Date	Score	Lot	Total		3-Pointers		Free throws		Rebounds										
				FG-FGA	PCT	3FG-3FGA	PCT	FT-FTA	PCT	OFF	DEF	TOT	AVG	PF	A	TO	BLK	STL	PTS	AVG
at North Texas	11/07/2023	77-83	Lot	31-68	.456	8-23	.348	7-12	.583	14	23	37	37.0	22	11	13	1	8	77	77.0
Loras	11/14/2023	90-50	W	31-58	.534	13-31	.419	15-28	.536	7	38	45	41.0	14	20	9	6	6	90	83.5
Total		167		62-126	.492	21-54	.389	22-40	.550	21	61	82	41.0	36	31	22	7	14	167	83.5
Opponents		133		45-119	.378	19-55	.345	24-31	.774	19	51	70	35.0	34	18	28	3	15	133	66.5

UNI Averages

Games Played	Points/game	FG Pct	3FG Pct	FT Pct	Rebounds/game	Assists/game	Turnovers/game	Assist/Turnover ratio	Steals/game	Blocks/game
2	83.5	49.2	38.9	55.0	41.0	15.5	11.0	1.4	7.0	3.5



UNI - Game Highs

POINTS	90	Loras (11/14/2023)
	77	at North Texas (11/07/2023)
FIELD GOALS MADE	31	Loras (11/14/2023)
	31	at North Texas (11/07/2023)
FIELD GOAL ATTEMPTS	68	at North Texas (11/07/2023)
	58	Loras (11/14/2023)
FIELD GOAL PERCENTAGE	.534 (31-58)	Loras (11/14/2023)
	.456 (31-68)	at North Texas (11/07/2023)
3 PT FG MADE	13	Loras (11/14/2023)
	8	at North Texas (11/07/2023)
3 PT FG ATTEMPTS	31	Loras (11/14/2023)
	23	at North Texas (11/07/2023)
3 PT FG PERCENTAGE	.419 (13-31)	Loras (11/14/2023)
	.348 (8-23)	at North Texas (11/07/2023)
FREE THROWS MADE	15	Loras (11/14/2023)
	7	at North Texas (11/07/2023)
FREE THROW ATTEMPTS	28	Loras (11/14/2023)
	12	at North Texas (11/07/2023)
FREE THROW PERCENTAGE	.583 (7-12)	at North Texas (11/07/2023)
	.536 (15-28)	Loras (11/14/2023)
REBOUNDS	45	Loras (11/14/2023)
	37	at North Texas (11/07/2023)
ASSISTS	20	Loras (11/14/2023)
	11	at North Texas (11/07/2023)
STEALS	8	at North Texas (11/07/2023)
	6	Loras (11/14/2023)
BLOCKED SHOTS	6	Loras (11/14/2023)
	1	at North Texas (11/07/2023)
TURNOVERS	13	at North Texas (11/07/2023)
	9	Loras (11/14/2023)
FOULS	22	at North Texas (11/07/2023)
	14	Loras (11/14/2023)



UNI - Game Lows

POINTS	77		at North Texas (11/07/2023)
	90		Loras (11/14/2023)
FIELD GOALS MADE	31		Loras (11/14/2023)
	31		at North Texas (11/07/2023)
FIELD GOAL ATTEMPTS	58		Loras (11/14/2023)
	68		at North Texas (11/07/2023)
FIELD GOAL PERCENTAGE	.456	(31-68)	at North Texas (11/07/2023)
	.534	(31-58)	Loras (11/14/2023)
3 PT FG MADE	8		at North Texas (11/07/2023)
	13		Loras (11/14/2023)
3 PT FG ATTEMPTS	23		at North Texas (11/07/2023)
	31		Loras (11/14/2023)
3 PT FG PERCENTAGE	.348	(8-23)	at North Texas (11/07/2023)
	.419	(13-31)	Loras (11/14/2023)
FREE THROWS MADE	7		at North Texas (11/07/2023)
	15		Loras (11/14/2023)
FREE THROW ATTEMPTS	12		at North Texas (11/07/2023)
	28		Loras (11/14/2023)
FREE THROW PERCENTAGE	.536	(15-28)	Loras (11/14/2023)
	.583	(7-12)	at North Texas (11/07/2023)
REBOUNDS	37		at North Texas (11/07/2023)
	45		Loras (11/14/2023)
ASSISTS	11		at North Texas (11/07/2023)
	20		Loras (11/14/2023)
STEALS	6		Loras (11/14/2023)
	8		at North Texas (11/07/2023)
BLOCKED SHOTS	1		at North Texas (11/07/2023)
	6		Loras (11/14/2023)
TURNOVERS	9		Loras (11/14/2023)
	13		at North Texas (11/07/2023)
FOULS	14		Loras (11/14/2023)
	22		at North Texas (11/07/2023)



UNI - Individual Game Highs

POINTS	20		Nate Heise at North Texas (11/07/2023)
	18		Landon Wolf at North Texas (11/07/2023)
	14		Trey Campbell vs Loras (11/14/2023)
	14		Tytan Anderson vs Loras (11/14/2023)
	14		Kyle Pock vs Loras (11/14/2023)
	14		Bowen Born at North Texas (11/07/2023)
FIELD GOALS MADE	9		Nate Heise at North Texas (11/07/2023)
	6		Landon Wolf at North Texas (11/07/2023)
	6		Bowen Born at North Texas (11/07/2023)
FIELD GOAL ATTEMPTS	18		Nate Heise at North Texas (11/07/2023)
	17		Bowen Born at North Texas (11/07/2023)
FIELD GOAL PERCENTAGE (min 5 made)	.545	(6-11)	Landon Wolf at North Texas (11/07/2023)
	.500	(9-18)	Nate Heise at North Texas (11/07/2023)
3 PT FG MADE	4		Kyle Pock vs Loras (11/14/2023)
	4		Landon Wolf at North Texas (11/07/2023)
3 PT FG ATTEMPTS	11		Kyle Pock vs Loras (11/14/2023)
	9		Bowen Born at North Texas (11/07/2023)
3 PT FG PERCENTAGE (min 2 made)	1.000	(3-3)	Trey Campbell vs Loras (11/14/2023)
	.667	(2-3)	Nate Heise vs Loras (11/14/2023)
FREE THROWS MADE	5		Tytan Anderson vs Loras (11/14/2023)
	3		Trey Campbell vs Loras (11/14/2023)
	3		Nate Heise vs Loras (11/14/2023)
	3		Jacob Hutson at North Texas (11/07/2023)
FREE THROW ATTEMPTS	6		Tytan Anderson vs Loras (11/14/2023)
	5		Trey Campbell vs Loras (11/14/2023)
	5		Nate Heise vs Loras (11/14/2023)
	5		Jacob Hutson vs Loras (11/14/2023)
	5		Jacob Hutson at North Texas (11/07/2023)
FREE THROW PERCENTAGE (min 3 made)	.833	(5-6)	Tytan Anderson vs Loras (11/14/2023)
	.600	(3-5)	Nate Heise vs Loras (11/14/2023)
	.600	(3-5)	Trey Campbell vs Loras (11/14/2023)
	.600	(3-5)	Jacob Hutson at North Texas (11/07/2023)
REBOUNDS	9		Nate Heise at North Texas (11/07/2023)
	8		Drew Daniel vs Loras (11/14/2023)
ASSISTS	4		Nate Heise vs Loras (11/14/2023)
	4		Charlie Miller vs Loras (11/14/2023)
STEALS	3		Nate Heise at North Texas (11/07/2023)
	2		Trey Campbell vs Loras (11/14/2023)
	2		Jacob Hutson vs Loras (11/14/2023)
	2		Tytan Anderson at North Texas (11/07/2023)
BLOCKED SHOTS	2		Tytan Anderson vs Loras (11/14/2023)
	2		Landon Wolf vs Loras (11/14/2023)
TURNOVERS	3		Michael Duax vs Loras (11/14/2023)
	3		Bowen Born at North Texas (11/07/2023)
	3		Trey Campbell at North Texas (11/07/2023)
FOULS	5		Tytan Anderson at North Texas (11/07/2023)
	5		Trey Campbell at North Texas (11/07/2023)



Opponent - Game Highs

POINTS	83	at North Texas (11/07/2023)
	50	Loras (11/14/2023)
FIELD GOALS MADE	27	at North Texas (11/07/2023)
	18	Loras (11/14/2023)
FIELD GOAL ATTEMPTS	62	Loras (11/14/2023)
	57	at North Texas (11/07/2023)
FIELD GOAL PERCENTAGE	.474 (27-57)	at North Texas (11/07/2023)
	.290 (18-62)	Loras (11/14/2023)
3 PT FG MADE	11	at North Texas (11/07/2023)
	8	Loras (11/14/2023)
3 PT FG ATTEMPTS	33	Loras (11/14/2023)
	22	at North Texas (11/07/2023)
3 PT FG PERCENTAGE	.500 (11-22)	at North Texas (11/07/2023)
	.242 (8-33)	Loras (11/14/2023)
FREE THROWS MADE	18	at North Texas (11/07/2023)
	6	Loras (11/14/2023)
FREE THROW ATTEMPTS	22	at North Texas (11/07/2023)
	9	Loras (11/14/2023)
FREE THROW PERCENTAGE	.818 (18-22)	at North Texas (11/07/2023)
	.667 (6-9)	Loras (11/14/2023)
REBOUNDS	36	at North Texas (11/07/2023)
	34	Loras (11/14/2023)
ASSISTS	11	at North Texas (11/07/2023)
	7	Loras (11/14/2023)
STEALS	9	at North Texas (11/07/2023)
	6	Loras (11/14/2023)
BLOCKED SHOTS	3	at North Texas (11/07/2023)
	0	Loras (11/14/2023)
TURNOVERS	15	Loras (11/14/2023)
	13	at North Texas (11/07/2023)
FOULS	20	Loras (11/14/2023)
	14	at North Texas (11/07/2023)



Opponent - Game Lows

POINTS	50		Loras (11/14/2023)
	83		at North Texas (11/07/2023)
FIELD GOALS MADE	18		Loras (11/14/2023)
	27		at North Texas (11/07/2023)
FIELD GOAL ATTEMPTS	57		at North Texas (11/07/2023)
	62		Loras (11/14/2023)
FIELD GOAL PERCENTAGE	.290	(18-62)	Loras (11/14/2023)
	.474	(27-57)	at North Texas (11/07/2023)
3 PT FG MADE	8		Loras (11/14/2023)
	11		at North Texas (11/07/2023)
3 PT FG ATTEMPTS	22		at North Texas (11/07/2023)
	33		Loras (11/14/2023)
3 PT FG PERCENTAGE	.242	(8-33)	Loras (11/14/2023)
	.500	(11-22)	at North Texas (11/07/2023)
FREE THROWS MADE	6		Loras (11/14/2023)
	18		at North Texas (11/07/2023)
FREE THROW ATTEMPTS	9		Loras (11/14/2023)
	22		at North Texas (11/07/2023)
FREE THROW PERCENTAGE	.667	(6-9)	Loras (11/14/2023)
	.818	(18-22)	at North Texas (11/07/2023)
REBOUNDS	34		Loras (11/14/2023)
	36		at North Texas (11/07/2023)
ASSISTS	7		Loras (11/14/2023)
	11		at North Texas (11/07/2023)
STEALS	6		Loras (11/14/2023)
	9		at North Texas (11/07/2023)
BLOCKED SHOTS	0		Loras (11/14/2023)
	3		at North Texas (11/07/2023)
TURNOVERS	13		at North Texas (11/07/2023)
	15		Loras (11/14/2023)
FOULS	14		at North Texas (11/07/2023)
	20		Loras (11/14/2023)



Opponent - Individual Game Highs

POINTS	26		Aaron Scott at North Texas (11/07/2023)
	19		Jason Edwards at North Texas (11/07/2023)
	15		Rubin Jones at North Texas (11/07/2023)
	14		Ali Sabet vs Loras (11/14/2023)
	11		CJ Noland at North Texas (11/07/2023)
FIELD GOALS MADE	8		Aaron Scott at North Texas (11/07/2023)
	6		Jason Edwards at North Texas (11/07/2023)
FIELD GOAL ATTEMPTS	15		Aaron Scott at North Texas (11/07/2023)
	13		Ali Sabet vs Loras (11/14/2023)
FIELD GOAL PERCENTAGE (min 5 made)	.600	(6-10)	Jason Edwards at North Texas (11/07/2023)
	.533	(8-15)	Aaron Scott at North Texas (11/07/2023)
3 PT FG MADE	4		Aaron Scott at North Texas (11/07/2023)
	3		Ali Sabet vs Loras (11/14/2023)
	3		Rubin Jones at North Texas (11/07/2023)
3 PT FG ATTEMPTS	8		Ali Sabet vs Loras (11/14/2023)
	7		Aaron Scott at North Texas (11/07/2023)
3 PT FG PERCENTAGE (min 2 made)	.750	(3-4)	Rubin Jones at North Texas (11/07/2023)
	.571	(4-7)	Aaron Scott at North Texas (11/07/2023)
FREE THROWS MADE	6		Aaron Scott at North Texas (11/07/2023)
	5		Jason Edwards at North Texas (11/07/2023)
FREE THROW ATTEMPTS	6		Jason Edwards at North Texas (11/07/2023)
	6		Aaron Scott at North Texas (11/07/2023)
FREE THROW PERCENTAGE (min 3 made)	1.000	(6-6)	Aaron Scott at North Texas (11/07/2023)
	.833	(5-6)	Jason Edwards at North Texas (11/07/2023)
REBOUNDS	9		Robert Allen at North Texas (11/07/2023)
	7		Aaron Scott at North Texas (11/07/2023)
	7		Moulaye Sissoko at North Texas (11/07/2023)
ASSISTS	5		Rubin Jones at North Texas (11/07/2023)
	2		Declan Ciurlik vs Loras (11/14/2023)
	2		Ali Sabet vs Loras (11/14/2023)
	2		Myles Barry vs Loras (11/14/2023)
	2		CJ Noland at North Texas (11/07/2023)
STEALS	5		Rubin Jones at North Texas (11/07/2023)
	2		Jackson Molstead vs Loras (11/14/2023)
	2		Myles Barry vs Loras (11/14/2023)
	2		Robert Allen at North Texas (11/07/2023)
BLOCKED SHOTS	3		Aaron Scott at North Texas (11/07/2023)
	0		Jared Pearson vs Loras (11/14/2023)
	0		Nolan Berendes vs Loras (11/14/2023)
	0		Gavin Sarvis vs Loras (11/14/2023)
	0		Connor Mosele vs Loras (11/14/2023)
	0		Tyler Bass vs Loras (11/14/2023)
	0		Jackson Molstead vs Loras (11/14/2023)
	0		Kyle Maybrun vs Loras (11/14/2023)
	0		Kyle Kober vs Loras (11/14/2023)
	0		Declan Ciurlik vs Loras (11/14/2023)
	0		Emmett Loew vs Loras (11/14/2023)
	0		Ali Sabet vs Loras (11/14/2023)
	0		Oli Gestsson vs Loras (11/14/2023)
	0		Myles Barry vs Loras (11/14/2023)
	0		Jack Haynes vs Loras (11/14/2023)
	0		Lucas Weiner vs Loras (11/14/2023)
	0		CJ Noland at North Texas (11/07/2023)
	0		Robert Allen at North Texas (11/07/2023)
	0		Jason Edwards at North Texas (11/07/2023)
	0		Rubin Jones at North Texas (11/07/2023)
TURNOVERS	4		Tyler Bass vs Loras (11/14/2023)
	4		Jackson Molstead vs Loras (11/14/2023)
	4		Aaron Scott at North Texas (11/07/2023)
FOULS	3		Jared Pearson vs Loras (11/14/2023)
	3		Tyler Bass vs Loras (11/14/2023)
	3		Rubin Jones at North Texas (11/07/2023)





**Ben
Jacobson** **HC**

Head Coach
18th Season
Univ. of North Dakota '94
@CoachJake_UNI

Ben Jacobson personifies class and dignity on and off the floor as the leader of the Panther men's basketball team. As the UNI men's basketball program's all-time wins leader, he boasts an overall record of 336-219 (.603 winning percentage) through 17+ seasons. Jacobson has averaged 19.7 wins per season at UNI.

He has guided the Panthers to four NCAA Tournament appearances and four NCAA victories. Jacobson is a five-time MVC Coach of the Year and ranks third all-time in the MVC coaching victories. He also ranks second in the league record book for MVC-only wins with 183 triumphs.

Jacobson is the only coach in the history of the Missouri Valley Conference to have recorded two wins over two different No. 1-ranked teams (Kansas, North Carolina).

Under Jacobson, UNI placed in the top half of the MVC during 12 seasons. Prior to him joining the staff in 2001, the Panthers had only finished in the upper half twice since joining the conference in 1991. At one point, UNI rolled off 16 consecutive top half finishes beginning in 2003.

Jacobson has guided the Panthers to postseason play in seven seasons including four trips to the NCAA Tournament (2009, 2010, 2015, and 2016). UNI reached the Sweet 16 in 2010 following wins over UNLV and No. 1-ranked Kansas. UNI competed in the 2012 National Invitation Tournament and scored a first-round road victory over Saint Joseph's. The Panthers made their second NIT appearance in program history in 2022 with a first-round road win at Saint Louis. UNI also took part in the 2011 and 2013 Collegelinsider.com Tournament. UNI advanced to the semifinals of the 2013 CIT. The Panthers scored a 71-54 win over Wyoming in the 2015 NCAA Tournament to secure the fourth all-time tournament victory for the program. UNI produced its fifth NCAA Tournament win with a 75-72 triumph over Texas in the 2016 tournament.

Jacobson has ten players earn First Team All-MVC, ten earn second team, and nine earn third team or honorable mention in his tenure. He has also seen UNI honored with four Larry Bird MVC Player of the Year honorees in Adam Koch (2010), Seth Tuttle (2015) and AJ Green (2020, 2022).

Jacobson has also seen 33 players earn Academic All-Conference honors for the Panthers in his time at UNI. Adam Koch (2010), Nate Buss (2015) and AJ Green (2020, 2022) each earned MVC Scholar-Athlete of the

Year honors for the Panthers.

The Panthers have had many make immediate impacts during Jacobson's tenure with 12 players earning a spot on either the MVC All-Newcomer or MVC All-Freshmen teams since the 2006-07 season. Seth Tuttle earned MVC Freshman of the Year honors in 2012, with AJ Green earning the honor in 2019, and Bowen Born in 2021.

Following the 2020-21 season, Jacobson was awarded a two-year contract extension that will run through March 31, 2029.

The 2022-23 campaign saw the Panther participate in the NABC Hall of Fame Classic in Kansas City against San Francisco and Grand Canyon, as well as Towson in the Legends of Basketball Showcase at the United Center in Chicago.

Born led the Panthers through the 2022-23 season earning Second Team All-MVC honors and becoming the 45th member of the program's 1,000 career point club, helping UNI put together a strong 6-2 in January. Forward Tytan Anderson led the league with 11 double-doubles, while Michael Duax and Landon Wolf earned MVC All-Newcomer and All-Bench team recognition respectively.

THE JACOBSON FILE

Coaching Experience

2006-present UNI, head coach
2005-06 UNI, associate head coach
2001-05 UNI, assistant coach
2000-01 . . North Dakota State Univ., assistant coach/
recruiting coordinator
1996-2000 . . Univ. of North Dakota, assistant coach/
recruiting coordinator
1994-96 . . Univ. of North Dakota, graduate assistant

Playing Experience

1989-93 Univ. of North Dakota
Four year letterwinner
Two-year team captain

Education

1994 Univ. of North Dakota, bachelor's, physical education

Personal

Family Wife: Dawn
Children: Hunter and Tanner
Birthdate Dec. 16, 1970





Nate Heise
6-5, Jr., Guard
Lake City, Minnesota

#0

ACCOMPLISHMENTS

2022-23: MVC Honor Roll; Played in 2 games before a season-ending hand injury
2021-22: MVC Second Team Scholar-Athlete; MVC Commissioner's Academic Excellence Award and Honor Roll; Played in 32 games
2020-21: MVC All-Freshman Team; Played in 25 games

SEASON STATS

Opponent	Date	GS	MIN	Total		3-Pointers		Free throws		Rebounds				PF	A	TO	BLK	STL	PTS	AVG
				FG-FGA	PCT	3FG-3FGA	PCT	FT-FTA	PCT	OFF	DEF	TOT	AVG							
at North Texas	11/07/2023	*	40:27	9-18	.500	2-7	.286	0-0	.000	3	6	9	9.0	2	3	2	0	3	20	20.0
Loras	11/14/2023	*	24:38	4-6	.667	2-3	.667	3-5	.600	0	5	5	7.0	1	4	1	1	1	13	16.5
Totals		2	65:05	13-24	.542	4-10	.400	3-5	.600	3	11	14	7.0	3	7	3	1	4	33	16.5

Player Averages

Games Played	Minutes/game	Points/game	FG Pct	3FG Pct	FT Pct	Rebounds/game	Assists/game	Turnovers/game	Assist/Turnover ratio	Steals/game	Blocks/game
2	32.5	16.5	54.2	40.0	60.0	7.0	3.5	1.5	2.3	2.0	0.5

SEASON HIGHS

Points.....	20
Rebounds.....	9
Assists.....	4
Steals.....	3
Blocks.....	1
Turnovers.....	2
FG Made.....	9
3FG Made.....	2 (x2)
FT Made.....	3
Minutes	41

CAREER STATS

SEASON TEAM	GP-GS	MIN/AVG	Field Goals		3-Point		F-Throws		Rebounds				Scoring						
			FG-FGA	FG%	3FG-3FGA	3FG%	FT-FTA	FT%	OFF	DEF	TOT	AVG	PF-FO	A	TO	BLK	STL	PTS	AVG
2020-21 UNI	25-21	778/31.1	64-160	.400	25-82	.305	37-46	.804	11	79	90	3.6	43-1	33	38	16	30	190	7.6
2021-22 UNI	32-32	976/30.5	91-183	.497	27-76	.355	67-91	.736	15	133	148	4.6	62-2	40	32	11	34	276	8.6
2022-23 UNI	2-2	57/28.3	8-17	.471	1-6	.167	7-12	.583	0	6	6	3.0	2-0	3	2	0	3	24	12.0
2023-24 UNI	2-2	65/32.5	13-24	.542	4-10	.400	3-5	.600	3	11	14	7.0	3-0	7	3	1	4	33	16.5
TOTAL	61-57	1876/30.8	176-384	.458	57-174	.328	114-154	.740	29	229	258	4.2	110-3	83	75	28	71	523	8.6

CAREER HIGHS

Statistic	Value
Points	20 at North Texas 11/07/23
Rebounds	11 vs Jackson St. 12/14/21
Assists	4 4 times
Steals	4 vs Bradley 01/10/21, at Illinois St. 02/27/21
Blocks	2 vs Utah St. 11/27/20, at Southern Ill. 01/30/21, vs Drake 02/17/21
FG Made	9 at North Texas 11/07/23
FG Attempts	18 at North Texas 11/07/23
3FG Made	3 4 times
3FG Attempts	7 vs Coe 01/25/21, at North Texas 11/07/23
FT Made	7 vs Missouri St. 12/28/20
FT Attempts	8 vs Missouri St. 12/28/20



UNI MEN'S BASKETBALL



Cole Henry
6-9, R-Jr., Forward
Oskaloosa, Iowa

#1

ACCOMPLISHMENTS

2022-23: NABC Academic Honors Court; MVC Honor Roll; Played in 29 games

2021-22: Played in 24 games

2020-21: Played in 19 games

SEASON STATS

Opponent	Date	GS	MIN	Total		3-Pointers		Free throws		Rebounds				PF A TO BLK STL PTS AVG						
				FG-FGA	PCT	3FG-3FGA	PCT	FT-FTA	PCT	OFF	DEF	TOT	AVG	PF	A	TO	BLK	STL	PTS	AVG
at North Texas	11/07/2023		11:59	2-2	1.000	0-0	.000	0-1	.000	0	1	1	1.0	1	1	0	0	4	4.0	
Loras	11/14/2023		06:24	0-1	.000	0-0	.000	0-0	.000	1	1	2	1.5	1	0	1	0	0	2.0	
Totals		0	18:23	2-3	.667	0-0	.000	0-1	.000	1	2	3	1.5	2	1	2	0	0	4	2.0

Player Averages

Games Played	Minutes/game	Points/game	FG Pct	3FG Pct	FT Pct	Rebounds/game	Assists/game	Turnovers/game	Assist/Turnover ratio	Steals/game	Blocks/game
2	9.2	2.0	66.7	0.0	0.0	1.5	0.5	1.0	0.5	0.0	0.0

SEASON HIGHS

Points.....	4
Rebounds.....	2
Assists.....	1
Steals.....	0
Blocks.....	0
Turnovers.....	1 (x2)
FG Made.....	2
3FG Made.....	0
FT Made.....	0
Minutes	12

CAREER STATS

SEASON TEAM	GP-GS	MIN/AVG	Field Goals		3-Point		F-Throws		Rebounds				Scoring						
			FG-FGA	FG%	3FG-3FGA	3FG%	FT-FTA	FT%	OFF	DEF	TOT	AVG	PF	FO	A	TO	BLK	STL	PTS
2020-21 UNI	19-0	162/8.5	19-34	.559	0-0	.000	4-9	.444	9	15	24	1.3	22-2	17	18	0	7	42	2.2
2021-22 UNI	24-5	205/8.5	21-44	.477	0-1	.000	5-11	.455	17	37	54	2.3	14-0	26	23	3	3	47	2.0
2022-23 UNI	29-2	505/17.4	67-126	.532	0-0	.000	17-38	.447	29	89	118	4.1	32-0	55	45	2	6	151	5.2
2023-24 UNI	2-0	18/9.2	2-3	.667	0-0	.000	0-1	.000	1	2	3	1.5	2-0	1	2	0	0	4	2.0
TOTAL	74-7	890/12.0	109-207	.527	0-1	.000	26-59	.441	56	143	199	2.7	70-2	99	88	5	16	244	3.3

CAREER HIGHS

Statistic	Value
Points	15 vs Towson 12/17/22
Rebounds	12 vs Southern Ill. 01/07/23
Assists	6 vs St. Bonaventure 12/21/22, at UIC 01/21/23
Steals	2 vs St. Ambrose 12/04/20, at Southern Ill. 01/31/21
Blocks	1 5 times
FG Made	6 at Marshall 12/18/21, vs Towson 12/17/22, vs Murray St. 01/10/23
FG Attempts	9 vs Southern Ill. 01/07/23
3FG Attempts	1 vs Bradley 02/02/22
FT Made	3 vs Towson 12/17/22
FT Attempts	5 at Bradley 12/01/21, at Southern Ill. 02/22/23





Ege Peksari
6-4, R-So., Guard
Izmir, Turkey

#2

ACCOMPLISHMENTS

2023-24: Redshirt

2022-23: MVC Honor Roll; Played in 25 games

SEASON STATS

SEASON HIGHS

Points.....	0
Rebounds.....	0
Assists.....	0
Steals.....	0
Blocks.....	0
Turnovers.....	0
FG Made.....	0
3FG Made.....	0
FT Made.....	0
Minutes	0

CAREER STATS

SEASON	TEAM	GP-GS	MIN/AVG	Field Goals		3-Point		F-Throws		Rebounds				Scoring						
				FG-FGA	FG%	3FG-3FGA	3FG%	FT-FTA	FT%	OFF	DEF	TOT	AVG	PF-FO	A	TO	BLK	STL	PTS	AVG
2022-23	UNI	25-0	146/5.8	7-17	.412	4-10	.400	2-3	.667	1	13	14	0.6	12-0	21	22	1	6	20	0.8
TOTAL		25-0	146/5.8	7-17	.412	4-10	.400	2-3	.667	1	13	14	0.6	12-0	21	22	1	6	20	0.8

CAREER HIGHS

Statistic	Value
Points	5 vs Drake 02/15/23
Rebounds	5 vs Drake 02/15/23
Assists	4 vs Wartburg 11/07/22, vs Drake 02/15/23, at Southern Ill. 02/22/23
Steals	2 vs Murray St. 01/10/23
Blocks	1 vs Wartburg 11/07/22
FG Made	2 vs Drake 02/15/23
FG Attempts	4 vs Drake 02/15/23
3FG Made	1 4 times
3FG Attempts	3 vs Wartburg 11/07/22
FT Made	2 vs Illinois St. 01/18/23
FT Attempts	2 vs Illinois St. 01/18/23



UNI MEN'S BASKETBALL



Landon Wolf
6-4, So., Guard
Cedar Falls, Iowa

#3

ACCOMPLISHMENTS

2022-23: MVC All-Bench Team; MVC Scholar-Athlete Third Team; College Sports Communicators Academic All-District; MVC Honor Roll; Played in 32 games

2021-22: MVC Honor Roll; Redshirt

SEASON STATS

Opponent	Date	GS	MIN	Total		3-Pointers		Free throws		Rebounds				PF	A	TO	BLK	STL	PTS	AVG
				FG-FGA	PCT	3FG-3FGA	PCT	FT-FTA	PCT	OFF	DEF	TOT	AVG							
at North Texas	11/07/2023		31:18	6-11	.545	4-7	.571	2-2	1.000	1	1	2	2.0	4	0	0	0	1	18	18.0
Loras	11/14/2023		21:22	2-4	.500	1-2	.500	2-3	.667	1	2	3	2.5	1	2	0	2	0	7	12.5
Totals		0	52:40	8-15	.533	5-9	.556	4-5	.800	2	3	5	2.5	5	2	0	2	1	25	12.5

Player Averages

Games Played	Minutes/game	Points/game	FG Pct	3FG Pct	FT Pct	Rebounds/game	Assists/game	Turnovers/game	Assist/Turnover ratio	Steals/game	Blocks/game
2	26.3	12.5	53.3	55.6	80.0	2.5	1.0	0.0	2.0	0.5	1.0

SEASON HIGHS

Points.....	18
Rebounds.....	3
Assists.....	2
Steals.....	1
Blocks.....	2
Turnovers.....	0
FG Made.....	6
3FG Made.....	4
FT Made.....	2 (x2)
Minutes.....	21 (x2)

CAREER STATS

SEASON TEAM	GP-GS	MIN/AVG	Field Goals		3-Point		F-Throws		Rebounds				Scoring						
			FG-FGA	FG%	3FG-3FGA	3FG%	FT-FTA	FT%	OFF	DEF	TOT	AVG	PF	FO	A	TO	BLK	STL	PTS
2022-23 UNI	32-0	767/24.0	79-196	.403	50-138	.362	29-38	.763	9	41	50	1.6	57-2	17	20	5	20	237	7.4
2023-24 UNI	2-0	53/26.3	8-15	.533	5-9	.556	4-5	.800	2	3	5	2.5	5-0	2	0	2	1	25	12.5
TOTAL	34-0	820/24.1	87-211	.412	55-147	.374	33-43	.767	11	44	55	1.6	62-2	19	20	7	21	262	7.7

CAREER HIGHS

Statistic	Value
Points	21 vs Belmont 02/26/23
Rebounds	6 vs Evansville 12/03/22
Assists	3 vs Illinois St. 01/18/23
Steals	3 vs Wartburg 11/07/22, vs Southern Ill. 01/07/23
Blocks	2 vs Loras 11/14/23
FG Made	7 vs NIU 11/26/22, vs Belmont 02/26/23
FG Attempts	13 vs NIU 11/26/22, vs Belmont 02/26/23
3FG Made	5 vs Murray St. 01/10/23
3FG Attempts	8 4 times
FT Made	6 vs Towson 12/17/22
FT Attempts	9 vs Towson 12/17/22





Trey Campbell
6-4, So., Guard
Cedar Falls, Iowa

#4

ACCOMPLISHMENTS

2022-23: MVC Honor; Played in 32 games

SEASON STATS

SEASON HIGHS

Opponent	Date	GS	MIN	Total		3-Pointers		Free throws		Rebounds				Points						
				FG-FGA	PCT	3FG-3FGA	PCT	FT-FTA	PCT	OFF	DEF	TOT	AVG	PF	A	TO	BLK	STL	PTS	AVG
at North Texas	11/07/2023		12:54	0-1	.000	0-0	.000	0-0	.000	0	0	0	0.0	5	1	3	0	0	0	0.0
Loras	11/14/2023	*	22:03	4-6	.667	3-3	1.000	3-5	.600	1	1	2	1.0	0	2	0	0	2	14	7.0
Totals		1	34:57	4-7	.571	3-3	1.000	3-5	.600	1	1	2	1.0	5	3	3	0	2	14	7.0

Player Averages

Games Played	Minutes/game	Points/game	FG Pct	3FG Pct	FT Pct	Rebounds/game	Assists/game	Turnovers/game	Assist/Turnover ratio	Steals/game	Blocks/game
2	17.5	7.0	57.1	100.0	60.0	1.0	1.5	1.5	1.0	1.0	0.0

Points.....	14
Rebounds.....	2
Assists.....	2
Steals.....	2
Blocks.....	0
Turnovers.....	3
FG Made.....	4
3FG Made.....	3
FT Made.....	3
Minutes	22

CAREER STATS

SEASON TEAM	GP-GS	MIN/AVG	Field Goals		3-Point		F-Throws		Rebounds				Scoring						
			FG-FGA	FG%	3FG-3FGA	3FG%	FT-FTA	FT%	OFF	DEF	TOT	AVG	PF-FO	A	TO	BLK	STL	PTS	AVG
2022-23 UNI	32-32	978/30.6	86-204	.422	34-103	.330	33-42	.786	16	102	118	3.7	60-2	57	61	5	36	239	7.5
2023-24 UNI	2-1	35/17.5	4-7	.571	3-3	1.000	3-5	.600	1	1	2	1.0	5-1	3	3	0	2	14	7.0
TOTAL	34-33	1013/29.8	90-211	.427	37-106	.349	36-47	.766	17	103	120	3.5	65-3	60	64	5	38	253	7.4

CAREER HIGHS

Statistic	Value	
Points	20	vs Illinois St. 01/18/23
Rebounds	8	at Drake 02/01/23, vs Belmont 02/26/23
Assists	5	vs Illinois St. 03/02/23
Steals	4	vs NIU 11/26/22
Blocks	1	5 times
FG Made	7	at Belmont 01/14/23, vs Illinois St. 01/18/23
FG Attempts	13	vs McNeese 12/09/22
3FG Made	6	vs Illinois St. 01/18/23
3FG Attempts	12	vs McNeese 12/09/22
FT Made	5	at Illinois St. 12/31/22, vs Drake 02/15/23
FT Attempts	6	at Illinois St. 12/31/22, vs Drake 02/15/23



UNI MEN'S BASKETBALL



Wes Rubin
6-8 R-Fr., Forward
Chicago, Illinois

#5

ACCOMPLISHMENTS

2023-24: Redshirt

SEASON STATS

SEASON HIGHS

Points.....	0
Rebounds.....	0
Assists.....	0
Steals.....	0
Blocks.....	0
Turnovers.....	0
FG Made.....	0
3FG Made.....	0
FT Made.....	0
Minutes	0

CAREER STATS

CAREER HIGHS





RJ Taylor
5-11 Fr., Guard
Grand Blanc, Michigan

#10

ACCOMPLISHMENTS

SEASON STATS

SEASON HIGHS

Opponent	Date	GS	MIN	Total		3-Pointers		Free throws		Rebounds				PF	A	TO	BLK	STL	PTS	AVG
				FG-FGA	PCT	3FG-3FGA	PCT	FT-FTA	PCT	OFF	DEF	TOT	AVG							
at North Texas	11/07/2023		02:05	0-0	.000	0-0	.000	0-0	.000	0	0	0	0.0	0	0	0	0	0	0	0.0
Loras	11/14/2023		19:47	2-6	.333	0-2	.000	2-3	.667	1	4	5	2.5	3	3	0	0	0	6	3.0
Totals		0	21:52	2-6	.333	0-2	.000	2-3	.667	1	4	5	2.5	3	3	0	0	0	6	3.0

Player Averages

Games Played	Minutes/game	Points/game	FG Pct	3FG Pct	FT Pct	Rebounds/game	Assists/game	Turnovers/game	Assist/Turnover ratio	Steals/game	Blocks/game
2	10.9	3.0	33.3	0.0	66.7	2.5	1.5	0.0	3.0	0.0	0.0

Points.....	6
Rebounds.....	5
Assists.....	3
Steals.....	0
Blocks.....	0
Turnovers.....	0
FG Made.....	2
3FG Made.....	0
FT Made.....	2
Minutes	20

CAREER STATS

SEASON TEAM	GP-GS	MIN/AVG	Field Goals		3-Point		F-Throws		Rebounds				Scoring							
			FG-FGA	FG%	3FG-3FGA	3FG%	FT-FTA	FT%	OFF	DEF	TOT	AVG	PF	FO A	TO	BLK	STL	PTS	AVG	
2023-24 UNI	2-0	22/10.9	2-6	.333	0-2	.000	2-3	.667	1	4	5	2.5	3-0	3	0	0	0	0	6	3.0
TOTAL	2-0	22/10.9	2-6	.333	0-2	.000	2-3	.667	1	4	5	2.5	3-0	3	0	0	0	0	6	3.0

CAREER HIGHS

Statistic	Value
Points	6 vs Loras 11/14/23
Rebounds	5 vs Loras 11/14/23
Assists	3 vs Loras 11/14/23
FG Made	2 vs Loras 11/14/23
FG Attempts	6 vs Loras 11/14/23
3FG Attempts	2 vs Loras 11/14/23
FT Made	2 vs Loras 11/14/23
FT Attempts	3 vs Loras 11/14/23



UNI MEN'S BASKETBALL



Jacob Hutson
6-11 Jr., Center
Edina, Minnesota

#11

ACCOMPLISHMENTS

2022-23 (LUC): A-10 Commissioner's Honor Roll; Played in 26 games

2021-22 (LUC): MVC Commissioner's Academic Excellence Award and Honor Roll; Played in 31 games

2020-21 (LUC): Played in 17 games

SEASON STATS

Opponent	Date	GS	MIN	Total		3-Pointers		Free throws		Rebounds				PF	A	TO	BLK	STL	PTS	AVG
				FG-FGA	PCT	3FG-3FGA	PCT	FT-FTA	PCT	OFF	DEF	TOT	AVG							
at North Texas	11/07/2023	*	32:19	4-10	.400	0-0	.000	3-5	.600	3	4	7	7.0	2	0	1	1	0	11	11.0
Loras	11/14/2023	*	15:24	4-5	.800	0-0	.000	0-5	.000	1	2	3	5.0	1	1	0	0	2	8	9.5
Totals		2	47:43	8-15	.533	0-0	.000	3-10	.300	4	6	10	5.0	3	1	1	1	2	19	9.5

Player Averages

Games Played	Minutes/game	Points/game	FG Pct	3FG Pct	FT Pct	Rebounds/game	Assists/game	Turnovers/game	Assist/Turnover ratio	Steals/game	Blocks/game
2	23.9	9.5	53.3	0.0	30.0	5.0	0.5	0.5	1.0	1.0	0.5

SEASON HIGHS

Points.....	11
Rebounds.....	7
Assists.....	1
Steals.....	2
Blocks.....	1
Turnovers.....	1 (x2)
FG Made.....	4 (x2)
3FG Made.....	0
FT Made.....	3
Minutes	32

CAREER STATS

SEASON	TEAM	GP-GS	MIN/AVG	Field Goals		3-Point		F-Throws		Rebounds				Scoring						
				FG-FGA	FG%	3FG-3FGA	3FG%	FT-FTA	FT%	OFF	DEF	TOT	AVG	PF-FO	A	TO	BLK	STL	PTS	AVG
2020-21	Loyola	17-0	111/6.5	22-38	.579	4-8	.500	7-12	.583	6	15	21	1.2	10-0	5	8	4	0	55	3.2
2021-22	Loyola	31-19	381/12.3	60-125	.480	6-19	.316	28-51	.549	25	38	63	2.0	35-0	21	27	3	7	154	5.0
2022-23	Loyola	25-0	148/5.9	19-24	.792	2-2	1.000	5-12	.417	8	12	20	0.8	20-0	7	10	6	3	45	1.8
2023-24	UNI	2-2	48/23.9	8-15	.533	0-0	.000	3-10	.300	4	6	10	5.0	3-0	1	1	1	2	19	9.5

CAREER HIGHS

Statistic	Value
Points	26 vs Arizona St. 11/26/21
Rebounds	7 vs Illinois St. 02/02/22, at North Texas 11/07/23
Assists	3 at Missouri St. 02/06/22
Steals	3 at La Salle 03/04/23
Blocks	1 14 times
FG Made	9 vs Arizona St. 11/26/21
FG Attempts	13 vs Arizona St. 11/26/21
3FG Made	3 vs Arizona St. 11/26/21
3FG Attempts	4 vs St. Francis (IL) 12/22/20, vs Missouri St. 01/22/22
FT Made	5 vs Arizona St. 11/26/21
FT Attempts	6 vs Roosevelt 12/07/21, vs Arizona St. 11/26/21





Charlie Miller
6-0 R-Fr., Guard
Lumberton, North Carolina

#12

ACCOMPLISHMENTS

2022-23: MVC Honor Roll; Redshirt

SEASON STATS

Opponent	Date	GS	MIN	Total		3-Pointers		Free throws		Rebounds				PF	A	TO	BLK	STL	PTS	AVG
				FG	FGA	PCT	3FG	3FGA	PCT	FT	FTA	PCT	OFF							
Loras	11/14/2023		09:02	0-4	.000	0-3	.000	0-0	.000	0	0	0	0.0	1	4	0	0	1	0	0.0
Totals		0	09:02	0-4	.000	0-3	.000	0-0	.000	0	0	0	0.0	1	4	0	0	1	0	0.0

Player Averages

Games Played	Minutes/game	Points/game	FG Pct	3FG Pct	FT Pct	Rebounds/game	Assists/game	Turnovers/game	Assist/Turnover ratio	Steals/game	Blocks/game
1	9.0	0.0	0.0	0.0	0.0	0.0	4.0	0.0	4.0	1.0	0.0

SEASON HIGHS

Points.....	0
Rebounds.....	0
Assists.....	4
Steals.....	1
Blocks.....	0
Turnovers.....	0
FG Made.....	0
3FG Made.....	0
FT Made.....	0
Minutes	9

CAREER STATS

SEASON TEAM	GP-GS	MIN/AVG	Field Goals		3-Point		F-Throws		Rebounds				Scoring							
			FG	FGA	FG%	3FG	3FGA	3FG%	FT	FTA	FT%	OFF	DEF	TOT	AVG	PF	FO	A	TO	BLK
2023-24 UNI	1-0	9/9.0	0-4	.000	0-3	.000	0-0	.000	0	0	0	0.0	1-0	4	0	0	1	0	0.0	
TOTAL	1-0	9/9.0	0-4	.000	0-3	.000	0-0	.000	0	0	0	0.0	1-0	4	0	0	1	0	0.0	

CAREER HIGHS

Statistic	Value
Assists	4 vs Loras 11/14/23
Steals	1 vs Loras 11/14/23
FG Attempts	4 vs Loras 11/14/23
3FG Attempts	3 vs Loras 11/14/23



UNI MEN'S BASKETBALL



Bowen Born
5-11, Jr., Guard
Norwalk, Iowa

#13

ACCOMPLISHMENTS

2023-24: Second Team Preseason All-MVC; Blue Ribbon Preseason All-MVC; Field of 68 Almanac MVC Preseason First Team
2022-23: Second Team All-MVC; NABC First Team All-District; NABC Academic Honors Court; MVC Honor Roll; Played in 32 games
2021-22: MVC Sixth Man of the Year; MVC All-Bench Team; Played in 30 games
2020-21: MVC Freshman of the Year; MVC All-Freshman Team; MVC Newcomer of the Week (Feb. 28, 2021); Played in 25 games

SEASON STATS

SEASON HIGHS

Opponent	Date	GS	MIN	Total		3-Pointers		Free throws		Rebounds					PF	A	TO	BLK	STL	PTS	AVG
				FG	PCT	3FG	PCT	FT	PCT	OFF	DEF	TOT	AVG								
at North Texas	11/07/2023	*	37:56	6-17	.353	2-9	.222	0-0	.000	3	2	5	5.0	0	1	3	0	1	14	14.0	
Totals		1	37:56	6-17	.353	2-9	.222	0-0	.000	3	2	5	5.0	0	1	3	0	1	14	14.0	

Player Averages

Games Played	Minutes/game	Points/game	FG Pct	3FG Pct	FT Pct	Rebounds/game	Assists/game	Turnovers/game	Assist/Turnover ratio	Steals/game	Blocks/game
1	37.9	14.0	35.3	22.2	0.0	5.0	1.0	3.0	0.3	1.0	0.0

Points.....	14
Rebounds.....	5
Assists.....	1
Steals.....	1
Blocks.....	0
Turnovers.....	3
FG Made.....	6
3FG Made.....	2
FT Made.....	0
Minutes	38

CAREER STATS

SEASON	TEAM	GP-GS	MIN/AVG	Field Goals		3-Point		F-Throws		Rebounds					Scoring					
				FG-FGA	FG%	3FG	3FG%	FT-FTA	FT%	OFF	DEF	TOT	AVG	PF-FO	A	TO	BLK	STL	PTS	AVG
2020-21	UNI	25-25	764/30.6	92-243	.379	45-130	.346	52-64	.813	12	51	63	2.5	48-0	58	37	0	18	281	11.2
2021-22	UNI	30-1	710/23.7	76-172	.442	30-89	.337	39-43	.907	3	35	38	1.3	51-0	56	31	2	27	221	7.4
2022-23	UNI	32-32	1066/33.3	177-433	.409	80-218	.367	139-166	.837	5	68	73	2.3	49-1	87	75	0	28	573	17.9
2023-24	UNI	1-1	38/37.9	6-17	.353	2-9	.222	0-0	.000	3	2	5	5.0	0-0	1	3	0	1	14	14.0
TOTAL		88-59	2579/29.3	351-865	.406	157-446	.352	230-273	.842	23	156	179	2.0	148-1	202	146	2	74	1089	12.4

CAREER HIGHS

Statistic	Value
Points	34 vs Bradley 03/03/23
Rebounds	6 vs San Francisco 11/21/22
Assists	8 vs Towson 12/17/22
Steals	5 vs Valparaiso 02/14/21
Blocks	1 vs Bradley 02/02/22, vs Loyola Chicago 02/26/22
FG Made	11 vs Bradley 03/03/23
FG Attempts	29 vs Bradley 03/03/23
3FG Made	5 5 times
3FG Attempts	12 vs Bradley 03/03/23
FT Made	12 vs NIU 11/26/22, vs Towson 12/17/22
FT Attempts	15 vs NIU 11/26/22





Michael Duax
6-6, So., Guard/Forward
Dubuque, Iowa

#15

ACCOMPLISHMENTS

2022-23: MVC All-Freshman Team; MVC Scholar-Athlete First Team; CSC Academic All-District; MVC Commissioner's Academic Excellence Award and Honor Roll; Played in 32 games
2021-22: MVC Honor Roll; Redshirt

SEASON STATS

Opponent	Date	GS	MIN	Total		3-Pointers		Free throws		Rebounds				PF	A	TO	BLK	STL	PTS	AVG
				FG-FGA	PCT	3FG-3FGA	PCT	FT-FTA	PCT	OFF	DEF	TOT	AVG							
at North Texas	11/07/2023	*	16:44	0-1	.000	0-0	.000	1-2	.500	1	4	5	5.0	0	2	1	0	1	1	1.0
Loras	11/14/2023	*	23:08	4-6	.667	1-3	.333	0-0	.000	0	2	2	3.5	3	2	3	1	0	9	5.0
Totals		2	39:52	4-7	.571	1-3	.333	1-2	.500	1	6	7	3.5	3	4	4	1	1	10	5.0

Player Averages

Games Played	Minutes/game	Points/game	FG Pct	3FG Pct	FT Pct	Rebounds/game	Assists/game	Turnovers/game	Assist/Turnover ratio	Steals/game	Blocks/game
2	19.9	5.0	57.1	33.3	50.0	3.5	2.0	2.0	1.0	0.5	0.5

SEASON HIGHS

Points.....	9
Rebounds.....	5
Assists.....	2 (x2)
Steals.....	1
Blocks.....	1
Turnovers.....	3
FG Made.....	4
3FG Made.....	1
FT Made.....	1
Minutes	23

CAREER STATS

SEASON TEAM	GP-GS	MIN/AVG	Field Goals		3-Point		F-Throws		Rebounds				Scoring						
			FG-FGA	FG%	3FG-3FGA	3FG%	FT-FTA	FT%	OFF	DEF	TOT	AVG	PF-FO	A	TO	BLK	STL	PTS	AVG
2022-23 UNI	32-30	943/29.5	135-235	.574	12-39	.308	39-70	.557	40	110	150	4.7	91-4	35	51	8	42	321	10.0
2023-24 UNI	2-2	40/19.9	4-7	.571	1-3	.333	1-2	.500	1	6	7	3.5	3-0	4	4	1	1	10	5.0
TOTAL	34-32	983/28.9	139-242	.574	13-42	.310	40-72	.556	41	116	157	4.6	94-4	39	55	9	43	331	9.7

CAREER HIGHS

Statistic	Value
Points	21 at UIC 01/21/23
Rebounds	12 at Valparaiso 01/04/23
Assists	3 vs San Francisco 11/21/22, vs Valparaiso 01/25/23, at Indiana St. 01/28/23
Steals	4 vs Bradley 02/04/23
Blocks	1 9 times
FG Made	8 4 times
FG Attempts	16 at UIC 01/21/23
3FG Made	2 at UIC 01/21/23
3FG Attempts	5 at UIC 01/21/23
FT Made	6 vs McNeese 12/09/22
FT Attempts	8 vs McNeese 12/09/22



UNI MEN'S BASKETBALL



Chase Courbat
6-9, So., Forward
Cedar Falls, Iowa

#20

ACCOMPLISHMENTS

2022-23: MVC Honor Roll; Played in 11 games

2021-22: MVC Honor Roll; Redshirt

SEASON STATS

SEASON HIGHS

Points.....	0
Rebounds.....	0
Assists.....	0
Steals.....	0
Blocks.....	0
Turnovers.....	0
FG Made.....	0
3FG Made.....	0
FT Made.....	0
Minutes	0

CAREER STATS

SEASON	TEAM	GP-GS	MIN/AVG	Field Goals		3-Point		F-Throws		Rebounds				Scoring						
				FG-FGA	FG%	3FG-3FGA	3FG%	FT-FTA	FT%	OFF	DEF	TOT	AVG	PF	FO	A	TO	BLK	STL	PTS
2022-23	UNI	11-0	17/1.5	2-2	1.000	0-0	.000	3-4	.750	1	10	11	1.0	1-0	0	0	0	0	7	0.6
TOTAL		11-0	17/1.5	2-2	1.000	0-0	.000	3-4	.750	1	10	11	1.0	1-0	0	0	0	0	7	0.6

CAREER HIGHS

Statistic	Value
Points	4 vs Wartburg 11/07/22
Rebounds	6 vs Wartburg 11/07/22
FG Made	2 vs Wartburg 11/07/22
FG Attempts	2 vs Wartburg 11/07/22
FT Made	2 at Southern Ill. 02/22/23
FT Attempts	2 at Bradley 11/30/22, at Southern Ill. 02/22/23





Kyle Pock
6-6, Fr., Forward
Bolivar, Missouri

#22

ACCOMPLISHMENTS

SEASON STATS

SEASON HIGHS

Opponent	Date	GS	MIN	Total		3-Pointers		Free throws		Rebounds				PF	A	TO	BLK	STL	PTS	AVG
				FG-FGA	PCT	3FG-3FGA	PCT	FT-FTA	PCT	OFF	DEF	TOT	AVG							
at North Texas	11/07/2023		01:17	0-0	.000	0-0	.000	0-0	.000	0	0	0	0.0	1	0	1	0	0	0	0.0
Loras	11/14/2023		20:15	5-12	.417	4-11	.364	0-0	.000	0	3	3	1.5	0	0	0	0	0	14	7.0
Totals		0	21:32	5-12	.417	4-11	.364	0-0	.000	0	3	3	1.5	1	0	1	0	0	14	7.0

Player Averages

Games Played	Minutes/game	Points/game	FG Pct	3FG Pct	FT Pct	Rebounds/game	Assists/game	Turnovers/game	Assist/Turnover ratio	Steals/game	Blocks/game
2	10.8	7.0	41.7	36.4	0.0	1.5	0.0	0.5	0.0	0.0	0.0

Points.....	14
Rebounds.....	3
Assists.....	0
Steals.....	0
Blocks.....	0
Turnovers.....	0
FG Made.....	5
3FG Made.....	4
FT Made.....	0
Minutes.....	20

CAREER STATS

SEASON TEAM	GP-GS	MIN/AVG	Field Goals		3-Point		F-Throws		Rebounds				Scoring						
			FG-FGA	FG%	3FG-3FGA	3FG%	FT-FTA	FT%	OFF	DEF	TOT	AVG	PF-FO	A TO	BLK	STL	PTS	AVG	
2023-24 UNI	2-0	22/10.8	5-12	.417	4-11	.364	0-0	.000	0	3	3	1.5	1-0	0	1	0	0	14	7.0
TOTAL	2-0	22/10.8	5-12	.417	4-11	.364	0-0	.000	0	3	3	1.5	1-0	0	1	0	0	14	7.0

CAREER HIGHS

Statistic	Value	
Points	14	vs Loras 11/14/23
Rebounds	3	vs Loras 11/14/23
FG Made	5	vs Loras 11/14/23
FG Attempts	12	vs Loras 11/14/23
3FG Made	4	vs Loras 11/14/23
3FG Attempts	11	vs Loras 11/14/23



UNI MEN'S BASKETBALL



Hunter Jacobson
6-1, R-Fr., Guard
Cedar Falls, Iowa

#30

ACCOMPLISHMENTS

2022-23: MVC Honor Roll; Redshirt

SEASON STATS

SEASON HIGHS

Points.....	0
Rebounds.....	0
Assists.....	0
Steals.....	0
Blocks.....	1
Turnovers.....	0
FG Made.....	0
3FG Made.....	0
FT Made.....	0
Minutes	1

CAREER STATS

CAREER HIGHS





Tytan Anderson
6-6, Jr., Guard/Forward
Eldridge, Iowa

#32

ACCOMPLISHMENTS

2023-24: Second Team Preseason All-MVC; Field of 68 Almanac MVC Preseason Second Team

2022-23: MVC Most Improved Team Captain; NABC Hall of Fame Classic All-Tournament Team; NABC Academic Honors Court; MVC Honor Roll; Set program record for rebounds against an MVC opponent, and tied program record for rebounds in a home game; Played in 32 games

2021-22: Played in 30 games

2020-21: Played in 11 games after recovering from knee injury suffered in preseason

SEASON STATS

SEASON HIGHS

Opponent	Date	GS	MIN	Total		3-Pointers		Free throws		Rebounds					PF	A	TO	BLK	STL	PTS	AVG
				FG-FGA	PCT	3FG-3FGA	PCT	FT-FTA	PCT	OFF	DEF	TOT	AVG								
at North Texas	11/07/2023	*	27:58	4-8	.500	0-0	.000	1-2	.500	2	3	5	5.0	5	3	1	0	2	9	9.0	
Loras	11/14/2023	*	19:45	4-6	.667	1-3	.333	5-6	.833	0	4	4	4.5	0	2	2	2	0	14	11.5	
Totals		2	47:43	8-14	.571	1-3	.333	6-8	.750	2	7	9	4.5	5	5	3	2	2	23	11.5	

Points.....	14
Rebounds.....	5
Assists.....	3
Steals.....	2
Blocks.....	2
Turnovers.....	2
FG Made.....	4 (x2)
3FG Made.....	1
FT Made.....	5
Minutes.....	28

Player Averages

Games Played	Minutes/game	Points/game	FG Pct	3FG Pct	FT Pct	Rebounds/game	Assists/game	Turnovers/game	Assist/Turnover ratio	Steals/game	Blocks/game
2	23.9	11.5	57.1	33.3	75.0	4.5	2.5	1.5	1.7	1.0	1.0

CAREER STATS

SEASON TEAM	GP-GS	MIN/AVG	Field Goals		3-Point		F-Throws		Rebounds					Scoring					
			FG-FGA	FG%	3FG-3FGA	3FG%	FT-FTA	FT%	OFF	DEF	TOT	AVG	PF	A	TO	BLK	STL	PTS	AVG
2020-21 UNI	11-0	125/11.4	10-21	.476	3-8	.375	4-7	.571	11	8	19	1.7	12-0	10	12	1	13	27	2.5
2021-22 UNI	30-2	250/8.3	22-46	.478	0-6	.000	6-16	.375	19	42	61	2.0	38-0	2	10	2	13	50	1.7
2022-23 UNI	32-32	1030/32.2	144-296	.486	10-34	.294	104-159	.654	67	206	273	8.5	93-4	57	55	15	44	402	12.6
2023-24 UNI	2-2	48/23.9	8-14	.571	1-3	.333	6-8	.750	2	7	9	4.5	5-1	5	3	2	2	23	11.5

CAREER HIGHS

Statistic	Value
Points	25 vs St. Bonaventure 12/21/22
Rebounds	18 vs Murray St. 01/10/23
Assists	5 at Belmont 01/14/23
Steals	6 at Illinois St. 12/31/22
Blocks	2 4 times
FG Made	9 vs Evansville 12/03/22, vs St. Bonaventure 12/21/22
FG Attempts	16 vs Grand Canyon 11/22/22
3FG Made	2 at Southern Ill. 01/31/21, vs Illinois St. 03/02/23
3FG Attempts	4 vs Southern Ill. 01/07/23
FT Made	8 vs NIU 11/26/22
FT Attempts	12 vs NIU 11/26/22



UNI MEN'S BASKETBALL



Drew Daniel
6-7, Jr., Guard
West Des Moines, Iowa

#33

ACCOMPLISHMENTS

2022-23: NABC Academic Honors Court; MVC Honor Roll; Played in 31 games

2021-22: MVC Honor Roll; Played in 9 games

2020-21: Played in 10 games

SEASON STATS

SEASON HIGHS

Opponent	Date	GS	MIN	Total		3-Pointers		Free throws		Rebounds			PF A TO BLK STL PTS AVG							
				FG-FGA	PCT	3FG-3FGA	PCT	FT-FTA	PCT	OFF	DEF	TOT	AVG	PF	A	TO	BLK	STL	PTS	AVG
at North Texas	11/07/2023		10:03	0-0	.000	0-0	.000	0-0	.000	0	0	0	0.0	2	0	0	0	0	0	0.0
Loras	11/14/2023		18:12	2-2	1.000	1-1	1.000	0-1	.000	1	7	8	4.0	3	0	1	0	0	5	2.5
Totals		0	28:15	2-2	1.000	1-1	1.000	0-1	.000	1	7	8	4.0	5	0	1	0	0	5	2.5

Player Averages

Games Played	Minutes/game	Points/game	FG Pct	3FG Pct	FT Pct	Rebounds/game	Assists/game	Turnovers/game	Assist/Turnover ratio	Steals/game	Blocks/game
2	14.1	2.5	100.0	100.0	0.0	4.0	0.0	0.5	0.0	0.0	0.0

Points.....	5
Rebounds.....	8
Assists.....	0
Steals.....	0
Blocks.....	0
Turnovers.....	1
FG Made.....	2
3FG Made.....	1
FT Made.....	0
Minutes	18

CAREER STATS

SEASON TEAM	GP-GS	MIN/AVG	Field Goals		3-Point		F-Throws		Rebounds			Scoring							
			FG-FGA	FG%	3FG-3FGA	3FG%	FT-FTA	FT%	OFF	DEF	TOT	AVG	PF-FO	A	TO	BLK	STL	PTS	AVG
2020-21 UNI	10-0	20/2.0	1-4	.250	1-2	.500	0-0	.000	0	0	0	0.0	0-0	0	1	0	0	3	0.3
2021-22 UNI	9-0	19/2.1	5-8	.625	3-6	.500	0-0	.000	2	4	6	0.7	0-0	4	1	0	1	13	1.4
2022-23 UNI	31-0	295/9.5	27-72	.375	18-53	.340	1-2	.500	13	28	41	1.3	29-0	4	6	3	9	73	2.4
2023-24 UNI	2-0	28/14.1	2-2	1.000	1-1	1.000	0-1	.000	1	7	8	4.0	5-0	0	1	0	0	5	2.5
TOTAL	52-0	362/7.0	35-86	.407	23-62	.371	1-3	.333	16	39	55	1.1	34-0	8	9	3	10	94	1.8

CAREER HIGHS

Statistic	Value
Points	11 vs Wartburg 11/07/22
Rebounds	8 vs Loras 11/14/23
Assists	3 vs Dubuque 11/14/21
Steals	2 at Illinois St. 12/31/22
Blocks	1 vs Towson 12/17/22, vs Indiana St. 02/11/23, vs Bradley 03/03/23
FG Made	4 vs Dubuque 11/14/21, vs Wartburg 11/07/22, at Belmont 01/14/23
FG Attempts	8 vs Wartburg 11/07/22, at Belmont 01/14/23
3FG Made	3 vs Wartburg 11/07/22, vs Belmont 02/26/23
3FG Attempts	7 vs Wartburg 11/07/22
FT Made	1 vs South Fla. 12/12/22
FT Attempts	2 vs South Fla. 12/12/22



Game 1 | UNI at North Texas - Nov. 7, 2023



Official Basketball Box Score - Final
UNI at North Texas
 11/07/23 Super 14, Dallas
 2023-24 Men's Basketball

Game Time: 7:00 PM
 Game Duration: 2:18
 Attendance: 4,415

Officials: Doug Shows, Anthony Jordan, Keith Patterson

UNI - 77

Record: 0-1

NO.	Name	Min	FG		3P		FT		Rebounds		Fouls		TP	AS	TO	ST	Blocks		+/-				
			M	A	M	A	O	R	O	R	O	R					O	O		B	B		
15	Michael Duax	F 16:44	0-1	0-0	1-2	1	4	5	0	2	1	2	1	1	1	0	0	0	-10				
11	Jacob Hutson	C 32:19	4-10	0-0	3-5	3	4	7	2	4	11	0	11	0	1	1	1	1	-2				
0	Nate Hesse	G 40:27	9-18	2-7	0-0	3	6	9	2	2	20	3	2	3	0	0	1						
13	Bowen Born	G 37:56	6-17	2-9	0-0	3	2	5	0	0	14	1	3	1	0	0	0	-2					
32	Tyran Anderson	G 27:58	4-8	0-0	1-2	2	3	5	5	3	9	3	1	2	0	1	1	14					
1	Cole Henry	F 11:59	2-2	0-0	0-1	0	1	1	1	1	4	1	1	0	0	0	0	-4					
4	Trey Campbell	12:54	0-1	0-0	0-0	0	0	0	0	0	0	0	3	0	0	0	0	-21					
22	Kyle Pock	01:17	0-0	0-0	0-0	0	0	0	0	0	0	0	1	0	0	0	0	-2					
3	Landon Wolf	31:18	6-11	4-7	2-2	1	4	2	4	2	18	0	0	1	0	1	4						
33	Drew Daniel	10:03	0-0	0-0	0-0	0	0	0	0	0	2	0	0	0	0	0	0	-7					
10	RJ Taylor	02:05	0-0	0-0	0-0	0	0	0	0	0	0	0	0	0	0	0	0	1					
Team						1 2 3			0 0 0														
Totals			31-68			8-23			7-12			14 23 37			22 14 77			11 13 8			1 3 3		

Shooting By Period	
1st FG%	15-34 44.1%
3PT%	4-11 36.4%
FT%	2-5 40%
2nd FG%	12-25 48.0%
3PT%	3-8 37.5%
FT%	5-7 71.4%
OT FG%	4-9 44.4%
3PT%	1-4 25.0%
FT%	0-0 0%
GM FG%	31-68 45.6%
3PT%	8-23 34.8%
FT%	7-12 58.3%

Dead Ball Rebounds: 2, 0

Technical Fouls: NONE

North Texas - 83

Record: 1-0

NO.	Name	Min	FG		3P		FT		Rebounds		Fouls		TP	AS	TO	ST	Blocks		+/-				
			M	A	M	A	O	R	O	R	O	O					O	B		B			
1	Aaron Scott	F 42:51	8-15	4-7	6-6	0	7	7	2	5	26	1	4	1	3	0	12						
14	Moulaye Sissoko	F 17:38	0-3	0-0	0-0	4	3	7	2	0	0	1	0	0	0	0	0	-8					
00	John Bugge III	G 39:40	2-4	1-3	0-0	0	2	2	2	0	5	1	0	1	0	0	5						
15	Rubin Jones	G 35:44	5-11	3-4	2-2	1	0	1	3	3	15	4	3	5	0	0	6						
22	CJ Noland	G 30:31	4-10	1-3	2-4	1	3	4	2	2	11	2	2	2	0	0	1	2					
2	Jason Edwards	23:38	6-10	2-5	5-6	0	2	2	0	5	19	1	3	0	0	0	2						
10	Robert Allen	26:44	2-4	0-0	3-4	3	6	9	2	7	7	0	1	2	0	0	12						
23	Matthew Stone	08:14	0-0	0-0	0-0	0	0	0	1	0	0	0	0	0	0	0	0	-3					
Team						1 3 4			0 0 0														
Totals			27-57			11-22			18-22			10 26 36			14 22 83			10 13 9			3 1 6		

Shooting By Period	
1st FG%	14-25 56.0%
3PT%	9-11 81.8%
FT%	1-4 25%
2nd FG%	11-27 40.7%
3PT%	2-10 20.0%
FT%	6-6 100%
OT FG%	2-6 40.0%
3PT%	0-1 0.0%
FT%	11-12 91.7%
GM FG%	27-57 47.4%
3PT%	11-22 50.0%
FT%	18-22 81.8%

Dead Ball Rebounds: 1, 0

Technical Fouls: NONE

	UNI		UNT		Points from Turnovers	UNI	UNT	Period by Period Scoring			
	1st	2nd	3rd	4th				TOT			
Biggest lead	3 (1st 7:34)	11 (2nd 9:17)			42	20	UNI	36	32	9	77
Best Scoring Run	9 (2nd 1:42)	10 (2nd 12:16)					Second Chance	17	9		
Lead Changes	17				Fast Breaks	6	13				
Times Tied	11				Bench	22	26				
Time with Lead	05:10	31:28					UNI	38	30	15	83

Game 2 | UNI vs. Loras - Nov. 14, 2023



Official Basketball Box Score - Final
Loras at UNI
 11/14/23 Maxwell Center, Cedar Falls, Iowa
 2023-24 Men's Basketball

Game Time: 7:00 PM
 Game Duration: 1:48
 Attendance: 2,988

Officials: Roland Simmons, Ed Greenhaw, Grant Detrick

Loras - 50

Record: 2-1

NO.	Name	Min	FG		3P		FT		Rebounds		Fouls		TP	AS	TO	ST	Blocks		+/-				
			M	A	M	A	O	R	O	R	O	O					O	B		B			
1	Tyler Bass	F 19:35	1-6	1-3	0-1	1	5	6	3	3	3	1	4	0	0	0	2	-30					
2	Jackson Molstead	G 24:55	2-6	2-5	0-0	0	2	2	2	1	6	0	4	2	0	0	0	-47					
3	Ali Sabet	G 28:14	5-13	3-9	1-2	0	2	2	2	14	2	0	1	0	0	0	-30						
20	Myles Barry	G 25:42	2-8	1-4	1-1	1	2	3	2	1	6	2	1	2	0	0	-31						
25	Declan Ciurlik	G 19:26	1-6	0-4	0-0	0	1	1	2	0	2	2	2	0	0	0	-27						
10	Jared Pearson	14:19	1-7	0-3	2-2	0	2	2	3	2	4	0	2	0	0	1	-13						
11	Gavin Sarvis	11:31	0-5	0-3	0-0	0	2	2	2	1	0	0	1	1	0	0	-9						
23	Jack Haynes	20:59	3-4	0-0	1-1	1	5	6	1	2	7	0	1	0	0	0	-21						
12	Nolan Berendes	11:36	0-1	0-1	0-0	1	2	3	2	1	0	0	0	0	0	0	-4						
15	Oil Gestsson	08:12	1-3	0-0	0-0	0	1	1	0	0	2	0	0	0	0	0	-3						
24	Kyle Kober	03:58	0-1	0-1	0-0	0	0	0	0	1	0	0	0	0	0	0	-9						
13	Kyle Mayburn	05:29	0-0	0-0	1-2	0	0	0	0	1	1	0	0	0	0	0	6						
0	Emmett Loew	02:58	1-1	0-0	0-0	0	0	0	0	0	2	0	0	0	0	0	6						
30	Lucas Weiner	02:58	1-1	1-1	0-0	0	0	0	0	0	3	0	0	0	0	0	6						
31	Connor Mosele	02:58	0-0	0-0	0-0	0	0	0	0	0	0	0	0	0	0	0	6						
Team						5 1 6			0 0 0														
Totals			18-62			8-33			6-9			9 25 34			20 14 50			7 15 6			0 5 140		

Shooting By Period	
1st FG%	8-32 25.0%
3PT%	2-20 10.0%
FT%	1-2 50%
2nd FG%	10-30 33.3%
3PT%	6-13 46.2%
FT%	5-7 71.4%
GM FG%	18-62 29.0%
3PT%	8-33 24.2%
FT%	6-9 66.7%

Dead Ball Rebounds: 0, 0

Technical Fouls: NONE

UNI - 90

Record: 1-1

NO.	Name	Min	FG		3P		FT		Rebounds		Fouls		TP	AS	TO	ST	Blocks		+/-				
			M	A	M	A	O	R	O	R	O	O					O	B		B			
15	Michael Duax	F 23:08	4-6	1-3	0-0	0	2	2	3	1	9	2	3	0	1	0	25						
11	Jacob Hutson	C 15:24	4-5	0-0	0-5	1	2	3	1	3	8	1	0	2	0	0	18						
0	Nate Hesse	G 24:38	4-6	2-3	3-5	0	5	5	1	5	13	4	1	1	1	0	32						
14	Trey Campbell	G 22:55	4-6	3-3	3-5	1	1	2	0	2	14	2	0	2	0	0	34						
32	Tyran Anderson	G 19:45	4-6	1-3	5-6	0	4	4	0	3	14	2	2	0	2	0	33						
1	Cole Henry	06:24	0-1	0-0	0-0	1	1	2	1	0	0	0	1	0	0	0	-1						
3	Landon Wolf	21:22	2-4	1-2	2-3	1	2	3	1	1	7	2	0	0	0	2	27						
10	RJ Taylor	19:47	2-6	0-2	2-3	1	4	5	3	2	6	3	0	0	0	0	2						
22	Kyle Pock	20:15	5-12	4-11	0-0	0	3	3	0	1	14	0	0	0	0	7							
33	Drew Daniel	18:12	2-2	1-1	0-1	1	7	8	3	2	5	0	1	0	0	23							
12	Charlie Miller	09:02	0-4	0-3	0-0	0	0	0	1	0	0	0	1	0	0	0							
Team						1 7 8			0 0 0														
Totals			31-58			19-31			15-28			7 38 45			14 20 90			20 9 6			0 40		

Shooting By Period	
1st FG%	14-28 50.0%
3PT%	6-14 42.9%
FT%	13-24 54.2%
2nd FG%	17-30 56.7%
3PT%	7-17 41.2%
FT%	2-4 50%
GM FG%	31-58 53.4%
3PT%	13-31 41.9%
FT%	15-28 53.6%

Dead Ball Rebounds: 0, 0

Technical Fouls: NONE

	LOR		UNI		Points from
--	-----	--	-----	--	-------------

OPPONENT						GP w/ Lineup
Nov. 7 @ North Texas (L)	Heise	Hutson	Born	Duax	Anderson	Lineup 1 (1)
Nov. 14 vs. Loras (W)	Heise	Campbell	Huston	Duax	Anderson	Lineup 2 (1)
Nov. 19 @ South Florida						
Nov. 22 vs. North Carolina						
Nov. 23 vs. TBD						
Nov. 24 vs. TBD						
Nov. 29 vs. Belmont						
Dec. 2 @ Evansville						
Dec. 6 vs. Richmond						
Dec. 9 @ Toledo						
Dec. 12 vs. Prairie View A&M						
Dec. 17 vs. Alcorn State						
Dec. 21 @ Northern Illinois						
Jan. 3 @ Missouri State						
Jan. 7 vs. Indiana State						
Jan. 10 vs. UIC						
Jan. 14 @ Murray State						
Jan. 17 @ Belmont						
Jan. 20 vs. Southern Illinois						
Jan. 23 vs. Evansville						
Jan. 27 @ Drake						
Jan. 31 @ Bradley						
Feb. 3 vs. Murray State						
Feb. 7 vs. Missouri State						
Feb. 11 @ UIC						
Feb. 14 @ Valparaiso						
Feb. 18 vs. Bradley						
Feb. 21 @ Illinois State						
Feb. 24 vs. Drake						
Feb. 27 vs. Valparaiso						
Mar. 3 @ Southern Illinois						

RECORD BY LINEUP

Heise, Hutson, Born, Duax, Anderson (0-1)

Heise, Campbell, Hutson, Duax, Anderson (1-0)





2023-24 UNI Men's Basketball
Combined Team Statistics
All games

Page 1/1
as of Nov 17, 2023

Game Records

Record	Overall	Home	Away	Neutral
ALL GAMES	1-1	1-0	0-1	0-0
CONFERENCE	0-0	0-0	0-0	0-0
NON-CONFERENCE	1-1	1-0	0-1	0-0

Score by Periods

Team	1st	2nd	OT	TOT
UNI	83	75	9	167
Opponents	57	61	15	133

Team Box Score

No.	Player				Total		3-Point		F-Throw		Rebounds											
		GP-GS	MIN	AVG	FG-FGA	FG%	3FG-3FGA	3FG%	FT-FTA	FT%	OFF	DEF	TOT	AVG	PF	DQ	A	TO	BLK	STL	PTS	AVG
0	HEISE, Nate	2-2	65:05	32.5	13-24	.542	4-10	.400	3-5	.600	3	11	14	7.0	3	0	7	3	1	4	33	16.5
13	BORN, Bowen	1-1	37:56	37.9	6-17	.353	2-9	.222	0-0	.000	3	2	5	5.0	0	0	1	3	0	1	14	14.0
3	WOLF, Landon	2-0	52:40	26.3	8-15	.533	5-9	.556	4-5	.800	2	3	5	2.5	5	0	2	0	2	1	25	12.5
32	ANDERSON, Tytan	2-2	47:43	23.9	8-14	.571	1-3	.333	6-8	.750	2	7	9	4.5	5	1	5	3	2	2	23	11.5
11	HUTSON, Jacob	2-2	47:43	23.9	8-15	.533	0-0	.000	3-10	.300	4	6	10	5.0	3	0	1	1	1	2	19	9.5
4	CAMPBELL, Trey	2-1	34:57	17.5	4-7	.571	3-3	1.000	3-5	.600	1	1	2	1.0	5	1	3	3	0	2	14	7.0
22	POCK, Kyle	2-0	21:32	10.8	5-12	.417	4-11	.364	0-0	.000	0	3	3	1.5	1	0	0	1	0	0	14	7.0
15	DUAX, Michael	2-2	39:52	19.9	4-7	.571	1-3	.333	1-2	.500	1	6	7	3.5	3	0	4	4	1	1	10	5.0
10	TAYLOR, RJ	2-0	21:52	10.9	2-6	.333	0-2	.000	2-3	.667	1	4	5	2.5	3	0	3	0	0	0	6	3.0
33	DANIEL, Drew	2-0	28:15	14.1	2-2	1.000	1-1	1.000	0-1	.000	1	7	8	4.0	5	0	0	1	0	0	5	2.5
1	HENRY, Cole	2-0	18:23	9.2	2-3	.667	0-0	.000	0-1	.000	1	2	3	1.5	2	0	1	2	0	0	4	2.0
12	MILLER, Charlie	1-0	09:02	9.0	0-4	.000	0-3	.000	0-0	.000	0	0	0	0.0	1	0	4	0	0	1	0	0.0
Team											2	9	11					1				
Total		2	425		62-126	.492	21-54	.389	22-40	.550	21	61	82	41.0	36	2	31	22	7	14	167	83.5
Opponents		2	425		45-119	.378	19-55	.345	24-31	.774	19	51	70	35.0	34	0	18	28	3	15	133	66.5

Team Statistics

	UNI	OPP
Scoring	167	133
Points per game	83.5	66.5
Scoring margin	+17.0	-
Field goals-att	62-126	45-119
Field goal pct	.492	.378
3 point fg-att	21-54	19-55
3-point FG pct	.389	.345
3-pt FG made per game	10.5	9.5
Free throws-att	22-40	24-31
Free throw pct	.550	.774
F-Throws made per game	11.0	12.0
Rebounds	82	70
Rebounds per game	41.0	35.0
Rebounding margin	+6.0	-
Assists	31	18
Assists per game	15.5	9.0
Turnovers	22	28
Turnovers per game	11.0	14.0
Turnover margin	+3.0	-
Assist/turnover ratio	1.4	0.6
Steals	14	15
Steals per game	7.0	7.5
Blocks	7	3
Blocks per game	3.5	1.5
Winning streak	1	-
Home win streak	1	-
Attendance	2988	4415
Home games-Avg/Game	1-2988	1-4415
Neutral site-Avg/Game	-	0-0

Team Results

Date	Opponent	Score	Att.
11/07/2023	at North Texas	Lot 77-83	4415
11/14/2023	Loras	W 90-50	2988

