



MURRAY STATE BASKETBALL 2023-24

CONTENTS

THE 2023-24 SEASON (1-13)

MSU Quick Facts, Media Information, Schedule, Roster, TV-Radio Roster, Prohm Bio, Prohm Era Records

2022-23 SEASON REVIEW (14-25)

Season Review and Highlights, Game Log, Final Statistics, Final OVC Standings and Awards, Final NCAA & MVC Stat Rankings

SPECIALTY LISTS (26-37)

MSU All-Time National Rankings, Overtime Games, 100-Point Games, Season & Home Openers, NCAA All-Time Winningest Programs, Regular Season Tournament History

TEAM RECORDS (38-43)

Team Game Records, Team Season Records, Team Season by Season Stat Lines

INDIVIDUAL GAME RECORDS (44-49)

Game Records, Field Goals, Three-Point, Free Throws, Rebounding, Assists, Steals, Blocked Shots

1000-POINT CLUB (50-56)

Career Stats of 1000-Point Players, Fastest to 1000 points, Chronological to 1000 points

INDIVIDUAL SEASON & CAREER RECORDS (57-75)

Scoring, Field Goals, 3-Pointers, Free Throws, Rebounds, Assists, Blocked Shots, Annual Season Leaders, All-Time Duos; Points, Rebounds, Assists, Annual Leaders, All-Time Duos: Scoring, Rebounding, Assists

LEGENDS, COACHES & HOME COURT HISTORY (76-85)

Retired Numbers, Hall of Fame, All-Americans, NBA Draft, OVC MVPs, AOY, FOY, Individual OVC Champions: Scoring, Rebounds, Assists, Steals, FG%, 3PT%, FT%, Blocks. Coaching History, Coaching Win/Loss Percentage, Coaching Records, OVC Coach of the Year, CFSB Center, Win-Loss Records, Attendance, All-Time Win-Loss Records for all Home Venues, MSU's 47-Game Home Winning Streak, CFSB Center Records,

CONFERENCE HISTORY (OVC & MVC) (86-113)

MSU All-MVC Honors, MVC Player of the Week Awards, MVC Tournament Records, MVC Tournament Box Scores/Recaps, MVC 2024 Tournament Bracket, MSU All-OVC Honors, Players of the Year, Freshman of the Year, OVC Player of the Week Awards, All-Tournament Team & MVPs, All-Time Results vs Teams, All-Time Seeding, MSU in title game, Current Players Stats, Records - Single Game & Event Totals, 2021 Bracket, Championship Game Boxes.

NCAA TOURNAMENT (114-130)

MSU NCAA Tournament Records & History, MSU NCAA Box Scores, NCAA Dates/Sites, Future NCAA Sites/Dates, 2024 NCAA Tournament Schedule and Bracket

RACERS OF THE PAST (131-136)

MSU All-Time Alphabetical Roster, All-Time Numerical Roster

PAST OPPONENTS BY LIST & TEAM (137-155)

All-Time Series By Team(List), All-Time Series By Team, All-Time OVC Series, All-Time Season List

ALL-TIME SEASONS (156-179)

Season by season results

ALL-TIME SEASONS LIST (180-181)

Overall and Conference records, Home, Away & Neutral Records, League Finish, Tournament Finish, Head Coach, +/-



MURRAY STATE 2023-24 QUICK FACTS

GENERAL INFORMATION

Location	Murray, Ky. (42071)
Founded	1922
Enrollment	9,456
Colors	Navy & Gold (PMS 289 & 123)
Nickname	Racers
Conference	Missouri Valley
Arena	CFSB Center (8,600)
President	Dr. Bob Jackson
Director of Athletics	Nico Yantko (pronounced Nick-OH Yank-OH)
Senior Associate AD	Matt Kelly
Faculty Representative	Dr. Dave Gestler

COACHES & SUPPORT STAFF

Head Coach: Steve Prohm
Alma Mater: (Alabama 1997)
Career Record: 201-124 (.618)
Career Record at MSU: 104-29 (.781) Four seasons.
Missouri Valley Record: 0-0 (.000)
 2022-23 season marks Prohm's fifth season as head coach at Murray State after his first stint with the Racers from 2011-15 when he coached four seasons. He was assistant coach for Billy Kennedy at MSU from 2005-11 (five seasons). 2022-23 marks Prohm's 10th overall season at MSU.

Assistant Coach: Cole Christian (Iowa State, 2017), 2nd season
Assistant Coach: Antwon Jackson (Pikeville, 1993), 2nd season
Assistant Coach: Jonathan Mattox (Emmanuel, 2011), 2nd season
Dir. of Player Development: T.J. Sapp (Murray State, 2015), 1st season
Asst. to Head Coach: Marcus Brown (Murray State, 1996), 3rd season
Video Coordinator: Jack Seltsam (Murray State, 2020), 2nd season **Graduate Assistant:** Donte Poole (Murray State, 2021), 2nd season
Graduate Assistant: Mike Ranson (Colorado State-Pueblo, 2022) 1st season

Senior Associate AD-Basketball Administrator: Matt Kelly - 22nd season (Alma College 1994)
Athletic Trainer: Eric Frederick - 31st season (TCU 1992)
Strength & Conditioning Coach: Erich Murphy - 2nd season (Washington State 2012)
Team Doctors: Dr. Richard Blalock, Dr. Richard Blalock II
Administrative Assistant: Crystal Morrow - 27th Season (Murray State 1994)
Team Managers: Blake Dattilo, Logan Dick, David Sandstedt, Zach Simmons, Jack Leath, Michael TenEyck

MEDIA RELATIONS INFORMATION

Director/Basketball Contact Dave Winder 23rd Season (Murray State 1987)
 Cell (270) 293-0566
 E-Mail dwinder@murraystate.edu
Secondary Contact Clay Wagoner 1st Season (Freed-Hardeman, 2020)
 Cell (270) 438-8580
 E-Mail cwagoner2@murraystate.edu

Website: GoRacers.com

Mailing Address

MSU Athletic Media Relations
 217 Stewart Stadium
 Murray, KY 42071

Racer Radio Network (Play by Play)

Jeff Bidwell
 Cell (270) 217-0178
 E-Mail jeff.bidwell@gmail.com

Murray State Athletics Digital Media

Scott Kopacz & Brandon Banks

Kopacz Cell (262) 623-7314
skopacz@murraystate.edu
 Banks Cell (316) 461-1800

PROGRAM INFORMATION

Seasons Played 98 (2023-24 is MSU's 99th season)
All-Time Record 1,723-936 (.647) (2,659 total games)
All-Time MVC Record: 11-9
All-Time OVC Record 731-352 (.674) (1,083 total games-74 seasons)

MVC Regular Season Championships 0

MVC Tournament Championships 0

OVC Regular Season Championships 28
 1951, 1964, 1968, 1969, 1980, 1982, 1983, 1988, 1989, 1990, 1991, 1992, 1994, 1995, 1996, 1997, 1988, 1999, 2000, 2006, 2010, 2011, 2012, 2015, 2018, 2019, 2020, 2022

OVC Tournament Championships 18
 1951, 1964, 1988, 1990, 1991, 1992, 1995, 1997, 1998, 1999, 2002, 2004, 2006, 2010, 2012, 2018, 2019, 2022

NCAA Tournament Appearances 18
 1964, 1969, 1988, 1990, 1991, 1992, 1995, 1997, 1998, 1999, 2002, 2004, 2006, 2010, 2012, 2018, 2019, 2021

National Invitation Tournament Appearances 8
 1980, 1982, 1983, 1989, 1994, 1996, 2011, 2015

CollegeInsider.com Tournament Appearances 1
 2014 - Champion

TEAM INFORMATION

2022-23 Overall Record 17-15
 2022-22 MVC Record/Finish 11-9/7th Place

CFSB CENTER

Building Finished	June 1998	Cost	\$21 Million
Seating Capacity	8,600	Opening Night	Nov. 14, 1998
Opponent	Southern Illinois	Outcome: Racers won	65-62
MSU Coach	Tevester Anderson	SIU Coach	Bruce Weber
Attendance	7,633	Arena Record	313-51 .859
OVC Record	176-32 .846	Non-OVC Record	129-17 .883

*2023-24 season is the 26th for the Racers in the CFSB Center

MEDIA INFORMATION AND COMMUNICATIONS STAFF

Murray State Athletics is pleased to assist you with the coverage of Racer Basketball. Dave Winder, Associate AD for Communications and Clay Wagoner, Director of Athletic Communications, stand ready to assist in your coverage of MSU Basketball. Winder's cell number is (270) 293-0566 and Wagoner's is (270) 438-8580.

Parking

A limited number of parking spaces are available for each home game. Media parking is located in various areas around the CFSB Center. Please call to confirm your parking location.

Live Statistics

Complete individual and team statistics, a play-by-play and a scoring summary will be available to members of the media through the StatBroadcast system.

Visiting Radio

The only option for radio broadcast at MSU games at the CFSB Center is by internet line. Neal Bradley and Jeff Bidwell of the Racer Sports Network can also assist visiting radio crews in set-up. Bradley's cell is (270) 293-7254. Bidwell can be reached at (270) 217-0178. The visiting radio position is directly across from the visiting bench on the southwest corner of the CFSB Center.

Post-Game

Coach Prohm and select Murray State players will be available in-person after home games.

The press conference style interview period begins usually 10 minutes after the game. There will be a file shared of the press conference after the meeting is over. The Murray State locker room is closed to the media at all times.

Weekly Access

Coach Prohm is available every day either before or after practices. Contact Dave Winder on player availability. Coach Prohm will participate in several Missouri Valley Conference zoom calls during the season. ALL interview requests must be directed to the Athletics Communications Office.

UNDER NO CIRCUMSTANCES should a media member contact a Murray State coach or student-athlete directly. If you would like to schedule an interview, please contact a Dave Winder or Clay Wagoner.

Web based entities that are not accredited media organizations, message boards and/or chat rooms that allow anonymous posts and fan podcasts will not be granted interviews with Murray State coaches and student-athletes.

All pre-contest and telephone interviews must be made at least 24 hours in advance through the Communications and Public Relations office. Interviews will be scheduled when student-athletes and staff's schedules allow.

Credentials

Credentials are issued based on the following priorities and guidelines. The individual applying for credentials must be an accredited media member, verified by the home or visiting SID as working media. The online credential form will be used for all requests. Murray State, the College Sports Information Directors of America, and the Basketball Writers Association of America remind everyone that cheering or jeering for either team from the working media areas is not permitted.

Credentials will be extended to:

- *Personnel working on live radio/TV broadcasts.
- *Media outlets that regularly cover Murray State and visiting teams.
- *Wire services, regional and national publications that are non-daily.
- *Non-originating radio/TV personnel – Only local radio/TV outlets conducting regular sportscasts.
- *Officially recognized student newspapers.
- *Web based entities that are not accredited media organizations, message boards and/or chat rooms that allow anonymous posts and fan podcasts will not be issued credentials to Murray State Athletics events.

Usage

MSU Athletics requires media partners to follow fair use doctrine and copyright law when using releases and stories found on GoRacers.com. MSU Athletics asks media outlets to appropriately credit Murray State Athletics when publishing or posting information.

Web Resources

The MSU Media Relations staff updates and maintains GoRacers.com. Current rosters, bios, statistics, record book and photos are available as well as an extensive amount of archived information. Game notes and game program archives are available as well.



Dave Winder
Associate AD - Media Relations
dwinder@murraystate.edu
O: (270) 809-4271
C: (270) 293-0566



Clay Wagoner
GA Sports Info Assistant
cwagoner2@murraystate.edu
O: (270) 809-7051
C: (270) 438-8580



Adit Wratsangka
GA Sports Info Assistant
awratsangka@murraystate.edu
O: (270) 809-7051
C: (951) 407-5914



Drew Parsley
GA Sports Info Assistant
wparsley@murraystate.edu
O: (270) 809-3351
C: (281) 541-7148



Carson Travis
Student Assistant
ctravis15@murraystate.edu
O: (270) 809-3351
C: (270) 970-2717



Scott Kopacz
Director of Broadcast Services
skopacz@murraystate.edu
O: (270) 809-6814
C: (262) 623-7314



Brandon Banks
Senior Director of Creative Video
bbanks5@murraystate.edu
O: (270) 809-6814
C: (316) 461-1800



Photo by: David Eaton

2023-24 ROSTER

No	Player	P	H	W	C	Hometown	(Previous Schools)
0	John McCrear	F	6-9	190	Fr.	Detroit, Mich.	Woodford County HS
2	Rob Perry	G	6-4	200	Sr.	Orlando, Fla.	Stetson/Oak Ridge HS
4	Patrick Chew	G	6-3	185	Fr.	Phoenix, Ariz.	Brophy College Prep HS
10	Quincy Anderson	G	6-4	205	Sr.	Oshkosh, Wisc.	Minnesota State-Mankato/North Oshkosh HS
11	Justin Morgan	G	6-6	210	So.	Memphis, Tenn.	Memphis Home School Association
13	Alden Applewhite	F	6-7	190	Jr.	Memphis, Tenn.	Portland/Mississippi State/Compass Prep/Houston HS
14	Brian Moore, Jr.	G	6-1	185	Jr.	Harlem, N.Y.	NE Oklahoma A&M/Kingston HS
22	Sam Murray II	G	6-9	200	So.	Gulfport, Miss.	Harrison Central HS
23	Nick Ellington	F	6-7	215	Jr.	St. Louis, Mo.	Eastern Illinois/Meridian CC/Cardinal Ritter Prep
24	JaCobi Wood	G	6-2	190	Jr.	Cleveland, Tenn.	Belmont/Cleveland HS
25	Shawn Walker, Jr.	G	6-4	190	Sr.	Elizabeth City, N.C.	Mercer/Geo. Washington/Tallahassee CC/Bishop Sullivan HS
33	Lawrent Rice	G	6-3	160	Fr.	Dayton, Ohio	Wayne HS
34	Fletcher Boatright	G	6-4	190	Fr.	Tuscaloosa, Ala.	Northridge HS
44	Malek Abdelgowad	F	6-10	220	Jr.	Cairo, Egypt	El Sheikh Zayed HS/South Plains CC

Head Coach Steve Prohm - 6th season - 2nd season in second era (Alabama 1997)

Note: 2022-23 marks Prohm's sixth season as head coach at MSU after his first stint with the Racers from 2011-15 when he coached four seasons.

Assistant Coach: Cole Christian (Iowa State, 2017), 2nd season

Assistant Coach: Antwon Jackson (Pikeville, 1993), 2nd season

Assistant Coach: Jonathan Mattox (Emmanuel, 2011), 2nd season

Director of Player Development: T.J. Sapp (Murray State, 2015), 1st season

Assistant to Head Coach: Marcus Brown (Murray State, 1996), 3rd season

Video Coordinator: Jack Seltsam (Murray State, 2020), 2nd season

Graduate Assistant: Donte Poole (Murray State, 2021), 2nd season


Graduate Assistant: Mike Ranson (Colorado State-Pueblo, 2022) 1st season

PRONUNCIATIONS

Malek Abdelgowad	MaI-ECK, AB-del-GO-wahd
John McCrear	Mick-CREAR
Steve Prohm	Sounds like Rome
Lawrent Rice	Law-RENT
JaCobi Wood	Juh-CO-bee



2023-24 TV & RADIO ROSTER



0
John McCrear
 6-8 - Fr. - F
 Detroit, Mich.



2
Rob Perry
 6-4 - Sr. - G
 Orlando, Fla.



4
Patrick Chew
 6-3 - R-Fr. - G
 Phoenix, Ariz.



10
Quincy Anderson
 6-4 - Sr. - G
 Oshkosh, Wisc.



11
Justin Morgan
 6-6 - So. - G
 Memphis, Tenn



13
Alden Applewhite
 6-7 - Jr. - F
 Memphis, Tenn.



14
Brian Moore, Jr.
 6-1 - Jr. - G
 Harlem, N.Y.




22
Sam Murray II
 6-9 - So. - F
 Gulfport, Miss.



23
Nick Ellington
 6-7 - Jr. - F
 St. Louis, Mo.



24
JaCobi Wood
 6-2 - Jr. - G
 Cleveland, Tenn.



25
Shawn Walker, Jr.
 6-4 - Sr. - G
 Elizabeth City, S.C.



33
Lawrent Rice
 6-3 - Fr. - G
 Dayton, Ohio



34
Fletcher Boatright
 6-4 - Fr. - G
 Tuscaloosa, Ala.



44
Malek Abdelgowad
 6-10 - Jr. - F
 Cairo, Egypt



Steve Prohm
 Head Coach
 2nd Season



HEAD COACH STEVE PROHM

Steve Prohm Head Coach 2nd Season

Birthdate: July 12, 1974

Hometown: Vienna, Va.

High School: NW Whitfield
- Tunnel Hill, Ga.

College: Alabama (1997)

Wife: Katie

Children: Sons - Cass, Jackson, Drew
Daughter - Frances



PROHM NBA PLAYERS

Murray State Head Coach

- His second season in his second era with Murray State begins with the 2023-24 season.
- His 25th overall season in college basketball and 12th as a head coach in 2023-24
- Introduced as the Racers' 17th head coach on March 28, 2022.
- Prohm's second era was presented when Coach Matt McMahon became head coach at LSU.
- Successfully took the Racers into its first season as a member of the Missouri Valley Conference in 2022-23.
- The Racers scored a win over eight MVC opponents and finished with a winning season (11-9) and had a winning season overall (17-15).
- Racers scored a win at Arch Madness when they defeated Valparaiso 78-50.
- MSU opened MVC play with overtime wins over Illinois State and Valparaiso, which marked the first instance of MSU playing back-to-back games in overtime in records that begin in 1983.
- MSU's 2-0 start made them just the sixth first-year MVC member since WWII to win its first two conference games and the Racers were the first to win both of them in overtime.
- MSU saw its first MVC weekly award when Jacobi Wood was named Newcomer of the Week after the Racers played at the Myrtle Beach Invitational.
- Rob Perry became the Racers' first All-MVC pick at the end of the season when he was named to the Third Team.
- MSU led the MVC in attendance with an average of 5218 per game.

Murray State Head Coach (First Era of 2011-15)

- Prohm's first run as Racer head coach produced an amazing 104-29 record in four seasons from 2011-15.
- MSU teams won two Ohio Valley Conference regular season titles in 2012 and 2015 and a game in the 2012 NCAA Tournament.
- 2011-12 team established the Racers as the final undefeated team in the nation at 23-0 with a top-10 national ranking and set the OVC record with 31 wins.
- 2013-14 team won the CollegelInsider.com Tournament (CIT) and were one of only four teams that finished the season with a win. The others were NCAA champion UConn, NIT winner Minnesota and College Basketball Invitational (CBI) winner Siena.
- 2014-15 team went undefeated in the OVC play, won a conference record 25 consecutive games, and advanced to the quarterfinals of the NIT.
- Prohm was voted twice OVC Coach of the Year and was named Basketball Times National Coach of the Year in 2012.
- During his 10 seasons at Murray State, Prohm coached All-OVC players including Ivan Aska, Isaiah Canaan, Bruce Carter, Ed Daniel, Tony Easley, B.J. Jenkins, Jewuan Long, Isacc Miles, Cameron Payne, Donte Poole, Danero Thomas, Jarvis Williams, Shawn Witherspoon
- NBA draft selections, Isaiah Canaan and Cameron Payne combined to win three OVC Player of the Year awards between 2012-15 and each earned All-America honors.
- Prohm was the first MSU coach to start his career with 20 wins in three straight seasons.
- Was fastest MSU coach to 75 victories.
- Helped keep MSU's streak of consecutive winning seasons that eventually went to 29 seasons in a row.
- With Coach Kennedy and Prohm, the Racers had five straight 20-win seasons.

Prohm's Greatest Players

- In 11 seasons as a head coach, Prohm has seen eight players become NBA Draft selections. Including 2013 - Isaiah Canaan (Murray State), 34th to Houston, 2015 - Cameron Payne (Murray State), 14th to Oklahoma City, 2016 - Georges Niang (Iowa State), 50th to Indiana and Abdel Nader (Iowa State), 52nd to Boston, 2017 - Monte Morris (Iowa State), 51st to Denver, 2019 - Talen Horton-Tucker (Iowa State), 46th to Orlando (Traded to LA Lakers) and Marial Shayok (Iowa State), 54th to Philadelphia and 2020 - Tyrese Haliburton (Iowa State), 12th to Sacramento.
- Payne and Haliburton were NBA Lottery picks.
- George Niang was a Consensus All-America pick.
- Prohm's success with point guards is well known.
- Star point guards include Canaan, who was a two-time OVC Player of the Year and finalist for the Oscar Robertson Award and was an All-America selection. Morris was a finalist for the Bob Cousy Award and Payne was OVC Player of the Year and earned the Lute Olson National Player of the Year award.
- In his early career as an assistant to Billy Kennedy, Prohm coached All-Conference players Amir Abdur-Rahim, Neil Berry, Nate Lofton and Ricky Woods at Southeastern Louisiana and Kevin Sims at Tulane and Ricky McCollum at Centenary.

Early Career

- Hired as assistant to head coach Billy Kennedy at Centenary in 1998-99
- Served as assistant to Coach Kennedy at Southeastern Louisiana from 1999-0 where the Lions went 44-18 in the final two seasons with a pair of Southland Conference regular season titles and the school's first ever trip to the NCAA Tournament.
- Was assistant coach at Tulane to Dave Dickerson in 2005-06.
- Was student manager Coach David Hobbs at Alabama. Hobbs was later an assistant to Prohm at Iowa State.
- Iowa State Head Coach
- Left Murray State to become the 20th head coach at Iowa State on June 8, 2015.
- Coached the Cyclones six seasons from 2015-21.
- Had a 97-95 mark at ISU with three NCAA Tournaments appearances in his six seasons. He was sixth all-time at ISU with 97 wins and 40 Big 12 wins.
- The Cyclones won the 2017 and 2019 Big 12 Tournament titles and advanced as far as the Sweet 16 in the NCAA Tournament in 2016.
- Prohm was second all-time at ISU with seven wins against Associated Press Top-10 teams. His 17 wins against the top-25 are the third-most in school history.
- During Prohm's time in Ames, no Big 12 team had more NBA draft picks (six) than Iowa State.
- Prohm coached all-star players at Iowa State including Rasir Bolton,, Deonte Burton, Jalen Coleman-Lands, Tyrese Haliburton, Talen Horton-Tucker, Donovan Jackson, Cameron Lard, Jameel McKay, Nazareth Mitrou-Long, Monté Morris, Abdel Nader, Georges Niang, Marial Shayok, Matt Thomas, Nick Weiler-Babb and Lindell Wigginton.

Personal

- Graduated from the University of Alabama in 1997 with a degree in education.
- The Vienna, Va., native attended high school at Northwest Whitfield High in Tunnel Hill, Ga.
- Prohm and his wife, the former Katie Ross, live in Murray. They were married in Paducah, Ky., June 1, 2013.
- They have four children, Cass, Jackson, Frances and Drew.

HEAD COACH STEVE PROHM

VS OPPONENTS

Alabama	1-0	Jacksonville State	3-1	Southern Illinois	2-2
Alabama A&M	1-0	Kansas	4-9	Southeastern Louisiana	0-0
Alabama State	1-0	Kansas City	1-0	Southern	1-0
Alaska-Anchorage	1-0	Kansas State	7-6	Southern Miss.	2-0
Alcorn State	2-0	Evansville	2-0	St. John's	1-0
Appalachian State	1-0	Lipscomb	3-0	South Dakota St.	1-1
Arizona	0-1	Lindsey Wilson	1-0	TCU	5-8
Ark.-Little Rock	1-0	Marquette	0-1	Tennessee	0-1
Ark.-Pine Bluff	2-0	Md. Eastern Shore	1-0	Tennessee State	11-1
Arkansas State	2-0	Memphis	1-0	Tennessee Tech	6-0
Auburn	1-1	Miami (Fla.)	1-0	Tenn. Temple	1-0
Austin Peay	9-0	Michigan	0-1	Texas	4-9
Baylor	3-10	Middle Tennessee	1-2	Texas A&M	1-1
Belmont	3-4	Midway	0-0	Texas Southern	1-0
Bellarmine	0-1	Milwaukee	0-1	Texas Tech	5-7
Bethel (TN)	6-0	Mississippi	1-0	Tulsa	3-0
Buffalo	1-0	Mississippi State	0-1	Towson	1-0
Boise State	2-0	Mississippi Valley	2-0	UAB	1-0
Bradley	1-1	Missouri	1-1	UIC	1-0
Chattanooga	1-1	Missouri State	2-1	UMass	0-1
Chicago State	2-0	Morehead State	6-0	UNC Wilmington	0-0
The Citadel	1-0	Morgan State	1-0	UTEP	1-0
Cincinnati	1-1	Mount St. Mary's	1-0	UT Martin	7-1
Colorado	1-1	Nevada	1-0	Vanderbilt	0-1
Colorado State	1-0	North Dakota State	2-0	Valparaiso	3-3
Coppin State	1-0	Northern Illinois	2-0	Virginia	0-1
Dayton	1-2	Northern Iowa	1-2	Virginia Tech	1-0
Drake	3-3	Ohio State	0-1	Western Illinois	1-0
Eastern Illinois	8-1	Oklahoma	7-7	Western Kentucky	3-1
Eastern Kentucky	4-2	Oklahoma State	8-6	West Virginia	3-10
Evansville	5-0	Old Dominion	1-2	Yale	1-0
Florida A&M	0-1	Omaha	3-0	Xavier	0-1
Purdue Fort Wayne	1-0	Oregon State	0-1		
Gonzaga	0-1	Pacific	1-0		
Harris-Stowe	1-0	Portland	0-1		
Houston	0-1	Purdue	0-1		
Illinois	2-0	Saint Mary's	1-1		
Illinois State	3-0	Saint Louis	0-1		
Tulsa	1-0	San Francisco	1-0		
Indiana State	2-1	San Diego State	1-0		
Iona	1-0	Savannah State	1-0		
Iowa	2-4	Seton Hall	1-1		
Jackson State	1-0	Southeast Missouri	6-2		
		SIUE	5-2		
		SMU	0-0		

STEVE PROHM COACHING CAREER

Season	School	Position	Total	Conf	H	A	N	vs Top-25	Finish	Tourney	Post Season
1998-99	Centenary	Assistant	14-14	9-7					5th	Semi	
1999-00	SE Louisiana	Assistant	10-17	5-13					9th	DNQ	
2000-01	SE Louisiana	Assistant	8-21	5-15					11th	DNQ	
2001-02	SE Louisiana	Assistant	7-20	6-14					10th	DNQ	
2002-03	SE Louisiana	Assistant	11-16	9-11					8th	DNQ	
2003-04	SE Louisiana	Assistant	20-9	11-5					Champ	Semi	
2004-05	SE Louisiana	Assistant	24-9	13-3					Champ	Champ	NCAA 1st Round
2005-06	Tulane	Assistant	12-17	6-8					5th	Quarter	
2006-07	Murray State	Assistant	16-14	13-7	8-5	8-7	0-2	0-0	2nd	Quarter	
2007-08	Murray State	Assistant	18-13	13-7	14-2	4-9	0-2	0-0	2nd	Semi	
2008-09	Murray State	Assistant	19-12	13-5	12-3	4-5	0-2	0-0	2nd	Semi	
2009-10	Murray State	Assistant	31-5	17-1	15-0	11-4	5-1	0-0	Champ	Champion	NCAA 2nd Round
2010-11	Murray State	Assistant	23-9	14-4	13-2	9-4	1-3	1-1	Champ	Semi	NIT 1st Round
2011-12	Murray State	Head Coach	31-2	15-1	13-1	13-0	5-1	2-1	Champ	Champion	NCAA 3rd Round
2012-13	Murray State	Head Coach	21-10	10-6	10-4	8-4	3-2	0-0	2nd	Runner Up	
2013-14	Murray State	Head Coach	23-11	13-3	17-1	6-9	0-1	0-0	2nd	Semi	CIT Champions
2014-15	Murray State	Head Coach	29-5	16-0	15-0	12-3	2-3	0-0	1st	Runner Up	NIT Quarterfinals
2015-16	Iowa State	Head Coach	23-12	10-8	14-2	4-7	5-3	4-8	6th	2nd Round	NCAA Sweet 16
2016-17	Iowa State	Head Coach	24-11	12-6	12-3	5-6	7-3	3-6	T2nd	Champion	
2017-18	Iowa State	Head Coach	13-18	4-14	9-7	0-10	4-1	3-6	10th	1st Round	
2018-19	Iowa State	Head Coach	23-12	9-9	12-4	5-6	6-2	6-3	5th	Champion	NCAA 1st Round
2019-20	Iowa State	Head Coach	12-20	5-13	11-6	0-11	1-3	1-8	9th	1st Round	
2020-21	Iowa State	Head Coach	2-20	0-18	2-10	0-10	0-0	0-11	10th	1st Round	
2022-23	Murray State	Head Coach	17-15	11-9	11-2	3-11	3-2		7th	Quarter	
Murray State Totals (5th at MSU)			121-44	65-19	66-9	42-26	13-9				
Career Totals (11th as head coach)			218-139	105-87	126-41	56-77	36-21				

HEAD COACH STEVE PROHM ALL-TIME COLLEGIATE AWARDS

ALL-CONFERENCE

Ricky McCollum	Centenary	1999-00
Amir Abdur-Rahim	SE Louisiana	2001-02
Amir Abdur-Rahim	SE Louisiana	2002-03
Amir Abdur-Rahim	SE Louisiana	2003-04
Nate Lofton	SE Louisiana	2003-04
Mike Gardener	SE Louisiana	2003-04
Nate Lofton	SE Louisiana	2004-05
Ricky Woods	SE Louisiana	2004-05
Kevin Sims	Tulane	2005-06
Bruce Carter	Murray State	2006-07
Bruce Carter	Murray State	2007-08
Danero Thomas	Murray State	2008-09
Isacc Miles	Murray State	2008-09
Ivan Aska	Murray State	2008-09
Isacc Miles	Murray State	2009-10
B.J. Jenkins	Murray State	2009-10
Danero Thomas	Murray State	2009-10
Tony Easley	Murray State	2009-10
Isaiah Canaan	Murray State	2009-10
Isaiah Canaan	Murray State	2010-11
Isacc Miles	Murray State	2010-11
B.J. Jenkins	Murray State	2010-11
Isaiah Canaan	Murray State	2011-12
Donte Poole	Murray State	2011-12
Ivan Aska	Murray State	2011-12
Isaiah Canaan	Murray State	2012-13
Ed Daniel	Murray State	2012-13
Cameron Payne	Murray State	2013-14
Jarvis Williams	Murray State	2013-14
Cameron Payne	Murray State	2014-15
Jarvis Williams	Murray State	2014-15
Georges Niang	Iowa State	2015-16
Monté Morris	Iowa State	2015-16
Monte Morris	Iowa State	2016-17
Naz Mitrou-Long	Iowa State	2016-17
Marial Shayok	Iowa State	2018-19
Tyrese Haliburton	Iowa State	2019-20
Rasir Bolton	Iowa State	2020-21
Rob Perry	Murray State	2022-23

CONFERENCE PLAYER OF THE YEAR

Isaiah Canaan	Ohio Valley	2011-12
*Isaiah Canaan	Ohio Valley	2012-13
Cameron Payne	Ohio Valley	2014-15
*Co-POY		

FRESHMAN OF THE YEAR

Ivan Aska	Ohio Valley	2008-09
Isaiah Canaan	Ohio Valley	2009-10
Cameron Payne	Ohio Valley	2013-14

NEWCOMER TEAM

Bruce Carter	Ohio Valley	2006-07
Isacc Miles	Ohio Valley	2008-09
Ivan Aska	Ohio Valley	2008-09
B.J. Jenkins	Ohio Valley	2009-10
Isaiah Canaan	Ohio Valley	2009-10
Cameron Payne	Ohio Valley	2013-14
Jarvis Williams	Ohio Valley	2013-14

Rob Perry	Missouri Valley	2022-23
-----------	-----------------	---------

NEWCOMER OF THE YEAR

Ricky Woods	Southland	2004-05
Deonte Burton	Big-12	2015-16

DEFENSIVE PLAYER OF THE YEAR

Jewuan Long	Ohio Valley	2011-12
Jameel McKay	BIG-12	2014-15

CONFERENCE TOURNAMENT MVP

Ricky Woods	Southland	2004-05
-------------	-----------	---------

ALL-TOURNAMENT TEAM (CONFERENCE)

Mike Gardener	Southland	2003-04
---------------	-----------	---------

BIG-12 SIXTH MAN AWARD

Lindell Wigginton	Iowa State	2018-19
-------------------	------------	---------

NABC ALL-DISTRICT

Ivan Aska	Murray State	2009-10
BJ Jenkins	Murray State	2009-10
Isacc Miles	Murray State	2009-10
Isaiah Canaan	Murray State	2011-12
Cameron Payne	Murray State	2013-14
Jarvis Williams	Murray State	2013-14
Cameron Payne	Murray State	2014-15
Jarvis Williams	Murray State	2014-15

USBWA ALL-DISTRICT

Isaiah Canaan	Murray State	2011-12
Isaiah Canaan	Murray State	2012-13

LOU HENSON ALL-AMERICA

Isaiah Canaan	Murray State	2012-13
---------------	--------------	---------

LUTE OLSON PLAYER OF THE YEAR

Cameron Payne	Murray State	2014-15
---------------	--------------	---------

MVC ALL-SCHOLAR TEAM

Quincy Anderson	Murray State	2022-23
-----------------	--------------	---------

PROHM MSU HEAD COACH RECORDS - MISCELLANEOUS

MSU Victory Margins**#Iowa State**

Mar	Score	Opponent		Date
#+67	130-63	The Citadel	H	11-20-16
#+48	101-53	Eastern Illinois	H	12-21-18
+45	88-43	Brescia	H	11-09-12
#+44	91-47	Omaha	H	12-05-16
#+42	113-71	Savannah State	H	11-11-16
#+42	106-64	Chicago State	H	11-16-15
+42	83-41	Tenn. Wesleyan	H	11-17-11
+39	92-53	Tenn. Tech	H	01-23-14
+38	94-56	Alcorn State	H	12-17-14
+37	90-53	Lindsey Wilson	H	11-12-22
+37	76-39	Alabama A&M	H	12-30-14
#+36	102-65	Southern	H	12-09-18
+36	102-66	Bethel	H	12-03-14
+35	89-54	Austin Peay	H	02-12-15
+33	89-56	Brescia	H	11-20-14
+33	73-50	Eastern Illinois	A	12-30-11
+32	78-46	SIUE	H	02-12-15

Opponent Victory Margins

Mar	Score	Opponent		Date
-43	99-56	Indiana State	A	01-21-23
#-42	95-56	Mississippi State	A	01-30-21
-35	83-48	Bradley	A	02-11-23
-35	93-58	Valparaiso	N	11-29-14
#-33	97-64	Kansas	A	02-11-21
#-30	87-57	Texas Tech	H	02-22-20
#-29	90-61	Oklahoma	A	02-12-20
#-28	105-77	Iowa	A	12-11-20
#-27	81-54	Texas Tech	A	03-04-21
#-27	91-64	Texas Tech	H	01-09-21
-27	89-62	Xavier	A	11-24-14
#-26	79-53	Kansas	A	01-08-20
-25	89-64	Saint Mary's	A	11-30-13
-24	92-68	Drake	H	02-07-23
#-23	68-45	Tennessee	H	01-27-18
#-23	96-73	TCU	A	01-17-18

2022-23 SEASON GAME LOG

2022-23 GAME NOTABLES

Biggest Lead

MSU: 41 H Lindsey Wilson 2H 2:53
Opponents: 45 at Indiana State 2H 1:06

Biggest 1H Scoring

Murray State: 49 H Belmont
Opponent: 55 H vs Drake

Biggest 2H Scoring

Murray State: 53 N Texas A&M
Opponent: 59 A Indiana State

Biggest deficit overcome to win:

MSU: 22 H Chicago State 1H 30-8 9:56
Opponents: 10 at Belmont 1H 8:40

Biggest Halftime deficit overcome to win:

MSU: 15 H Chicago State 42-27
Opponents: 4, MSU at UTC, led 34-30

FREE THROW STREAKS

Current FT Streaks

Rob Perry	7
JaCobi Wood	6
Quincy Anderson	4
Rod Thomas	2
Kenny White	1
Justin Morgan	1
Braxton Stacker	1
Sam Murray	1

Season Best

Brian Moore	21
Rob Perry	20
Brian Moore	16
JaCobi Wood	16
DJ Burns	13
Rob Perry	13
JaCobi Wood	12
Jamari Smith	10

Best Free Throw Streaks Since 2013

Jonathan Stark	39	2017-18
Bryce Jones	25	2016-17
Gee McGhee	24	2016-17
Bryce Jones	23	2015-16
Ja Morant	22	2018-19
Jeffery Moss	22	2013-14
Brian Moore	21	2022-23
Jonathan Stark	21	2017-18
Rob Perry	20	2022-23

RACER RADIO STAR OF THE GAME

Saint Louis	11-07-22	Jamari Smith
LWU	11-12-22	DJ Burns
TAMU	11-17-22	JaCobi Wood
UMass	11-18-22	Rob Perry
Tulsa	11-20-22	Jamari Smith
UTC	11-26-22	Rob Perry
ILST	12-01-22	Rob Perry
VALPO	12-04-22	Rob Perry
BU	12-10-22	Quincy Anderson
CSU	12-13-22	JaCobi Wood
APSU	12-16-22	Kenny White
MTSU	12-21-22	Jamari Smith*
SIU	12-29-22	Rob Perry
UE	01-01-23	Justin Morgan*
BRD	01-04-23	Brian Moore*
DRK	01-07-23	JaCobi Wood
UNI	01-10-23	Rob Perry*
UIC	01-14-23	Brian Moore
BEL	01-17-23	Rob Perry*
INST	01-21-23	Brian Moore
SIU	01-24-23	Rob Perry*
MOST	01-28-23	DJ Burns
BEL	02-01-23	Brian Moore
INST	02-04-23	JaCobi Wood
DRK	02-07-23	Brian Moore
BRD	02-11-23	DJ Burns
ILST	02-15-23	Kenny White
UE	02-18-23	Quincy Anderson
MOST	02-21-23	Rob Perry
VALPO	02-26-23	Burns & Thomas
Valpo	03-02-23	Jamari Smith
Drake	03-03-23	Rob Perry

LEAD THE RACERS IN . . .

SCORING	22-23	CAREER
Rob Perry	14	14
Brian Moore	6	6
JaCobi Wood	5	5
DJ Burns	4	4
Jamari Smith	3	3
Quincy Anderson	1	1
Justin Morgan	1	1
REBOUNDING	22-23	CAREER
DJ Burns	12	12
JaCobi Wood	6	6
Rob Perry	6	6
Jamari Smith	4	4
Kenny White	3	3
Quincy Anderson	2	2
Sam Murray	1	1
Rob Perry	1	1
ASSISTS	22-23	CAREER
JaCobi Wood	23	25
Rob Perry	5	5
Brian Moore	2	2
Quincy Anderson	2	2
DJ Burns	2	2
Kenny White	2	2
Rob Perry	1	1
Kenny White	1	1

LEAD THE RACERS IN . . .

STEALS	22-23	CAREER
DJ Burns	17	17
JaCobi Wood	12	12
Brian Moore	6	6
Kenny White	4	4
Jamari Smith	4	4
Quincy Anderson	3	3
Rob Perry	2	2
Justin Morgan	1	1
BLOCKS	22-23	CAREER
DJ Burns	18	18
Kenny White	16	16
Jamari Smith	8	8
Justin Morgan	5	5
Sam Murray	4	4
Brian Moore	4	4
Rob Perry	2	2
JaCobi Wood	2	2
Quincy Anderson	3	3

INDIVIDUAL MISCELLANEOUS

30-PLUS POINTS	22-23	CAREER
Rob Perry	1	1
20-PLUS POINTS	22-23	CAREER
Rob Perry	9	28
JaCobi Wood	5	5
Brian Moore	2	2
DJ Burns	1	1
10-PLUS ASSISTS	22-23	CAREER
JaCobi Wood	2	2
Rob Perry	0	1
10-PLUS REBOUNDS	22-23	CAREER
DJ Burns	5	10
Rob Perry	2	6
JaCobi Wood	1	1
DOUBLE-DOUBLES	22-23	CAREER
DJ Burns	4	5
Rob Perry	2	5
JaCobi Wood	2	2

Totals include all schools played for

MSU Recent Triple Doubles

Name	Date	P	R	A	Opponent
*Ja Morant	03-21-19	17	11	16	vs Marquette
Ja Morant	02-28-19	11	10	10	at Morehead St.
Ja Morant	11-24-18	29	13	12	Missouri State
Ja Morant	12-28-17	11	10	14	Eastern Illinois
Isacc Miles	02-23-09	13	10	11	UT Martin

Current Consecutive Games with Made 3-pointer

Player	Streak	Last without 3P
Jamari Smith	3	02-18-21 A ILST
JaCobi Wood	2	02-18-21 A ILST
Justin Morgan	1	02-04-23 A INDST

2022-23 Season Best

Quincy Anderson	10	01-10-23 at UNI
-----------------	----	-----------------

Past Streaks

40	Isaiah Canaan, 2012-13
23	Jonathan Stark, 2017-18
21,	Tevin Brown, 2021-22
21	Jonathan Stark, 2016-17
20	Cameron Payne, 2014-15
18	Jonathan Stark, 2017-18
14	Tevin Brown, 2019-20

2022-23 GAME LOG & LEADERS

Opp	W-L	Score	Rec	MVC	OT	High Scorer	High Rebound	High Assist	High Block	High Steal
SLU	Lost	68-91	0-1	----		Smith 19	Wood 8	Perry 2	White, Smith 1	Moore 2
LWU	Won	90-53	1-1	----		Burns 20	Burns 9	Wood 5	White, Burns 2	Anderson 4
TAMU	Won	88-79	2-1	----		Wood 23	White, Perry, Burns 6	Wood, White 4	White 2	White, Burns, Moore 2
UMass	Lost	69-71	2-2	----		Wood 24	White 7	Perry 7	White 2	Wood, Smith, Burns 1
Tulsa	Won	77-60	3-2	----		Smith 19	Burns 15	Wood 11	White 2	Moore 2
UTC	Lost	66-69	3-3	----		Perry 22	Burns, Smith 9	Wood 3	White, Moore 1	4 with 1
ILST	Won	70-67	4-3	1-0	OT	Perry 20	Burns 10	Wood 4	White, Burns, Morgan	Burns, Wood 1
VALPO	Won	77-70	5-3	2-0	OT	Perry 30	Anderson, Smith 7	Wood 5	White, Smith 2	Wood 3
BU	Lost	58-69	5-4	----		Perry 24	Wood 10	Wood 5	None	Moore 3
CSU	Won	66-65	6-4	----		Wood 24	Burns 14	Wood, White, Perry 2	Burns 2	Morgan 3
APSU	Won	68-60	7-4	----		Anderson 16	Burns 8	Wood 8	White, Burns, Wood 1	Wood 4
MTSU	Lost	67-83	7-5	----		Perry 15	Smith 6	Wood 6	None	Wood 3
SIU	Lost	57-63	7-6	2-1		Perry 26	Smith 9	Wood 3	White, Burns 1	White 1
UE	Won	78-61	8-6	3-1		Morgan 15	Perry 8	Wood 6	White, Perry, Morgan	Anderson 3
BRD	Won	67-58	9-6	4-1		Burns 16	Burns 10	Wood 4	Morgan, Murray, Moore 1	Burns 3
DRK	Lost	64-82	9-7	4-2		Wood 20	Perry, Smith 4	Wood, Burns, Anderson, Moore 2	Murray 3	Woos, Anderson 2
UNI	Lost	67-75	9-8	4-3		Perry 22	White 9	Wood, Moore, White 2	Morgan, Smith, White 1	White 2
UIC	Won	81-64	10-8	5-3		Moore, Wood 21	Murray, Wood 7	Wood 7	4 with 1	Moore, Wood, Perry 1
BEL	Lost	65-80	10-9	5-4		Perry 14	Wood 7	Wood 4	Smith, Moore, Anderson	Smith 2
ISU	Won	82-73	11-9	6-4		Perry 19	Burns 11	Wood 4	Burns, Wood, Morgan	Wood 3
SIU	Lost	64-68	11-10	6-5		Moore 19	Perry 10	Wood 6	Perry, Moore 1	Wood 4
MOST	Won	74-71	12-10	7-5		Moore, Perry 17	Burns 7	Wood, Perry 3	White, Wood, Smith 1	Wood, Smith 2
BEL	Won	83-82	13-10	8-5		Moore 25	Wood 8	Wood 8	White 2	Moore 2
ISU	Lost	56-99	13-11	8-6		Perry 14	Anderson 4	Burns 3	White, Murray 1	White 2
DRK	Lost	92-68	13-12	8-7		Moore 17	Burns 9	Wood 6	Anderson 1	4 with 1
BRD	Lost	83-48	13-13	8-8		Burns 13	Wood, Burns 4	Moore 2	None	Edwards, Moore, Burns 1
ILST	Won	76-75	14-13	9-8		Perry 25	Perry 6	Wood 11	None	Anderson 3
UE	Won	74-58	15-13	10-8		Smith, Moore 18	Burns 8	Perry 4	Burns, Smith 1	Smith 2
MOST	Lost	84-69	15-14	10-9		Perry 20	Perry 5	Perry 4	Smith, Murray	Perry, White 2
VALPO	Won	77-76	16-14	11-9	OT	Burns 21	Burns 8	Wood 5	Smith, Moore 1	4 with 1
VALPO	Won	78-50	17-14	----		Smith 19	Burns 8	Wood 11	White, Moore 1	Wood 3
Drake	Lost	74-62	17-15	----		Perry 22	Perry 12	Burns 6	White 2	Wood 3

GAME STARTERS

Opp	Date	Guard	Guard	Forward	Forward	Forward
Saint Louis	11-07-22	Wood	Perry	White	Smith	Burns
LWU	11-12-22	Wood	Perry	White	Anderson	Burns
TAMU	11-17-22	Wood	Perry	White	Smith	Burns
UMass	11-18-22	Wood	Perry	White	Smith	Burns
Tulsa	11-20-22	Wood	Perry	White	Smith	Burns
UTC	11-26-22	Wood	Perry	White	Smith	Burns
ILST	12-01-22	Wood	Perry	White	Smith	Burns
VALPO	12-04-22	Wood	Perry	White	Smith	Burns
BU	12-10-22	Wood	Perry	White	Smith	Burns
CSU	12-13-22	Wood	Perry	White	Smith	Burns
APSU	12-16-22	Wood	Perry	White	Smith	Burns
MTSU	12-21-22	Wood	Perry	White	Smith	Burns
SIU	12-29-22	Wood	Perry	White	Smith	Burns
UE	01-01-23	Wood	Perry	White	Smith	Burns
BRD	01-04-23	Wood	Perry	White	Anderson	Burns
DRK	01-07-23	Wood	Perry	White	Smith	Burns
UNI	01-10-23	Wood	Perry	White	Smith	Burns
UIC	01-14-23	Wood	Perry	White	Smith	Burns
BEL	01-17-23	Wood	Perry	Moore	Smith	Burns
ISU	01-21-23	Wood	Perry	Moore	Smith	Burns
SIU	01-24-23	Wood	Perry	Moore	Smith	Burns
MOST	01-28-23	Wood	Perry	Moore	Smith	Burns
BEL	02-01-23	Wood	Perry	Moore	Smith	Burns
ISU	02-04-23	Wood	Perry	Moore	Smith	Burns
DRK	02-07-23	Wood	Perry	Moore	Smith	Burns
BRD	02-11-23	Wood	Perry	Moore	Smith	Burns
ILST	02-15-23	Wood	Perry	Moore	Smith	Burns
UE	02-18-23	Wood	Perry	Moore	Smith	Burns
MOST	02-21-23	Wood	Perry	Moore	Smith	Burns
VALPO	02-26-23	Wood	Perry	Moore	Thomas	Burns
VALPO	03-02-23	Wood	Perry	Moore	Smith	Burns
Drake	03-03-23	Wood	Perry	Moore	Smith	Burns

RECORDS FOR STARTERS

(9-7) Wood, Perry, White, Smith, Burns
 (2-0) Wood, Perry, White, Anderson, Burns
 (6-5) Wood, Perry, Moore, Smith, Burns
 (1-0) (5-5) Wood, Perry, Moore, Thomas, Burns

START CHART

	22-23	Streak	Carer
Burns	32	66	66
Perry	32	32	32
Wood	32	32	32
Smith	29	0	29
White	18	0	18
Moore	13	13	13
Anderson	2	1	2
Thomas	1	0	1

MSU games only

2022-23 SEASON STATS

Team Records

Record	Overall	Home	Away	Neutral
ALL GAMES	17-15	11-3	3-11	3-2
CONFERENCE	11-9	8-3	3-7	0-0
NON-CONFERENCE	6-6	3-0	0-4	3-2

Score by Periods

Team	1st	2nd	OT	TOT
Murray St.	1056	1163	35	2254
Opponents	1071	1210	24	2305

Team Box Score

No.	Player	Total			3-Point		F-Throw		Rebounds				PF DQ A TO				PTS	AVG				
		GP-GS	MIN	AVG	FG-FGA	FG%	3FG-3FGA	3FG%	FT-FTA	FT%	OFF	DEF	TOT	AVG	PF	DQ			A	TO		
2	PERRY, Rob	32-32	1125:13	35.2	171-396	.432	56-163	.344	62-76	.816	28	125	153	4.8	59	0	59	49	7	24	460	14.4
52	SMITH, Jamari	30-29	806:43	26.9	140-310	.452	23-69	.333	51-85	.600	33	94	127	4.2	72	1	23	46	11	15	354	11.8
24	WOOD, JaCobi	32-32	1163:09	36.3	102-247	.413	46-134	.343	90-111	.811	16	121	137	4.3	66	0	147	77	4	49	340	10.6
55	BURNS, DJ	32-32	809:32	25.3	105-185	.568	0-0	.000	67-87	.770	89	123	212	6.6	83	0	47	39	11	15	277	8.7
14	MOORE, JR., Brian	31-14	727:47	23.5	87-190	.458	12-32	.375	69-84	.821	14	40	54	1.7	48	0	48	40	6	23	255	8.2
13	WHITE JR., Kenny	29-18	751:17	25.9	83-202	.411	16-68	.235	40-62	.645	11	102	113	3.9	49	1	31	38	25	18	222	7.7
10	ANDERSON, Quincy	32-2	594:53	18.6	72-165	.436	31-79	.392	48-63	.762	15	81	96	3.0	43	0	22	24	3	18	223	7.0
11	MORGAN, Justin	28-0	287:52	10.3	23-69	.333	12-44	.273	13-20	.650	26	26	52	1.9	27	0	5	7	5	6	71	2.5
22	MURRAY II, Sam	20-0	128:02	6.4	15-42	.357	0-1	.000	3-10	.300	12	26	38	1.9	15	0	6	8	10	2	33	1.7
25	THOMAS, Rodriguez	5-1	10:56	2.2	1-2	.500	1-2	.500	2-2	1.000	0	1	1	0.2	1	0	0	4	0	0	5	1.0
1	STACKER, Braxton	12-0	34:38	2.9	3-10	.300	0-0	.000	2-5	.400	1	3	4	0.3	0	0	2	1	0	1	8	0.7
0	EDWARDS, Jaxon	11-0	28:17	2.6	3-6	.500	0-1	.000	0-1	.000	3	5	8	0.7	0	0	1	1	1	2	6	0.5
35	LESTIN, Marlon	7-0	10:07	1.4	0-0	.000	0-0	.000	0-1	.000	1	2	3	0.4	4	0	0	0	0	1	0	0.0
Team											52	61	113					15				
Total		32	6478		805-1824	.441	197-593	.332	447-607	.736	301	810	1111	34.7	467	2	391	349	83	174	2254	70.4
Opponents		32	6475		854-1909	.447	265-794	.334	332-462	.719	303	790	1093	34.2	537	12	451	347	92	185	2305	72.0

Team Statistics

	MUR	OPP
Scoring	2254	2305
Points per game	70.4	72.0
Scoring margin	-1.6	-
Field goals-att	805-1824	854-1909
Field goal pct	.441	.447
3 point fg-att	197-593	265-794
3-pt pct	.332	.334
3-pt FG made per game	6.2	6.1
Free throws-att	447-607	332-462
Free throw pct	.736	.719
F-throws made per game	14.0	10.4
Rebounds	1111	1093
Rebounds per game	34.7	34.2
Rebounding margin	+0.5	-
Assists	391	451
Assists per game	12.2	14.1
Turnovers	349	347
Turnovers per game	10.9	10.8
Turnover margin	-0.1	-
Assist/turnover ratio	1.1	1.3
Steals	174	185
Steals per game	5.4	5.8
Blocks	83	92
Blocks per game	2.6	2.9
Winning streak	0	-
Home win streak	1	-
Attendance	67836	56520
Home games-avg/total	18-0231	14-0030
Neutral site-avg/total	-	3-030

Team Results

Date	Opponent		Score	Att.
11/07/2022	at Saint Louis	L	68-81	7253
11/12/2022	Lindsey Wilson	W	90-53	4457
11/17/2022	vs Texas A&M	W	88-79	1321
11/18/2022	vs Massachusetts	L	69-71	1393
11/20/2022	vs Tulsa	W	77-60	1395
11/26/2022	at Chattanooga	L	66-69	2934
12/01/2022	Illinois St.	Wot	70-67	5471
12/04/2022	at Valparaiso	Wot	77-70	1445
12/10/2022	at Belarmine	L	58-69	2853
12/13/2022	Chicago St.	W	66-65	3823
12/16/2022	Austin Peay	W	68-60	5131
12/21/2022	at Middle Tenn.	L	67-80	2857
12/29/2022	Southern IL	L	57-63	5571
01/01/2023	at Evansville	W	78-61	5723
01/04/2023	Bradley	W	67-58	3891
01/07/2023	at Drake	L	64-82	3510
01/10/2023	at UNI	L	67-75	3201
01/14/2023	UNC	W	81-64	5417
01/17/2023	at Belmont	L	65-80	2507
01/21/2023	Indiana St.	W	82-73	6006
01/24/2023	at Southern IL	L	64-68	6507
01/28/2023	Missouri St.	W	74-71	6712
02/01/2023	Belmont	W	83-82	5271
02/04/2023	at Indiana St.	L	56-69	4672
02/07/2023	Drake	L	68-92	5307
02/11/2023	at Bradley	L	48-83	6213
02/15/2023	at Illinois St.	W	76-75	3161
02/18/2023	Evansville	W	74-58	5437
02/21/2023	at Missouri St.	L	69-84	3684
02/25/2023	Valparaiso	Wot	77-76	5342
03/02/2023	vs Valparaiso	W	78-50	0
03/03/2023	vs Drake	L	62-74	0

2022-23 SEASON STATS (MVC)

Game Records

Record	Overall	Home	Away	Neutral
ALL GAMES	11-9	8-2	3-7	0-0
CONFERENCE	11-9	8-2	3-7	0-0
NON-CONFERENCE	0-0	0-0	0-0	0-0

Score by Periods

Team	1st	2nd	OT	TOT
Murray St.	661	701	35	1397
Opponents	676	781	24	1481

Team Box Score

No.	Player				Total		3-Point		F-Throw		Rebounds											
		GP-GS	MIN	AVG	FG-FGA	FG%	3FG-3FGA	3FG%	FT-FTA	FT%	OFF	DEF	TOT	AVG	PF	DQ	A	TO	BLK	STL	PTS	AVG
2	PERRY, Rob	20-20	710:17	35.5	104-238	.437	37-100	.370	46-53	.868	15	73	88	4.4	31	0	35	35	3	17	291	14.6
14	MOORE, JR., Brian	19-12	502:35	26.5	71-139	.511	11-26	.423	52-61	.852	10	28	38	2.0	30	0	27	22	4	9	205	10.8
52	SMITH, Jamari	19-18	511:28	26.9	79-183	.432	13-40	.325	34-52	.654	17	56	73	3.8	37	1	14	26	9	11	205	10.8
24	WOOD, JaCobi	20-20	733:53	36.7	62-148	.419	26-75	.347	45-59	.763	8	78	86	4.3	48	0	86	46	2	28	195	9.8
55	BURNS, DJ	20-20	484:19	24.2	61-116	.526	0-0	.000	34-39	.872	53	65	118	5.9	54	0	27	27	5	9	156	7.8
13	WHITE JR., Kenny	17-8	436:03	25.7	49-122	.402	10-37	.270	23-38	.605	5	61	66	3.9	24	0	17	24	11	11	131	7.7
10	ANDERSON, Quincy	20-1	353:32	17.7	39-96	.406	19-49	.388	30-40	.750	11	50	61	3.1	27	0	10	8	2	7	127	6.4
11	MORGAN, Justin	18-0	220:04	12.2	18-53	.340	7-29	.241	11-16	.688	26	22	48	2.7	20	0	4	7	5	2	54	3.0
22	MURRAY II, Sam	12-0	87:26	7.3	10-28	.357	0-0	.000	3-10	.300	10	15	25	2.1	9	0	4	6	8	2	23	1.9
25	THOMAS, Rodriguez	3-1	07:13	2.4	1-1	1.000	1-1	1.000	2-2	1.000	0	1	1	0.3	1	0	0	3	0	0	5	1.7
0	EDWARDS, Jaxon	6-0	12:18	2.1	2-3	.667	0-0	.000	0-1	.000	1	2	3	0.5	0	0	0	0	1	1	4	0.7
1	STACKER, Braxton	7-0	13:31	1.9	0-5	.000	0-0	.000	1-2	.500	0	0	0	0.0	0	0	1	0	0	0	1	0.1
35	LESTIN, Marlon	3-0	05:46	1.9	0-0	.000	0-0	.000	0-0	.000	1	1	2	0.7	1	0	0	0	0	0	0	0.0
Team											27	32	59				7					
Total		20	4078		496-1132	.438	124-357	.347	281-373	.753	184	484	668	33.4	282	1	225	211	50	97	1397	69.9
Opponents		20	4075		549-1179	.466	182-503	.362	201-277	.726	177	492	669	33.5	325	6	281	205	64	116	1481	74.1

Team Statistics

	MUR	OPP
Scoring	1397	1481
Points per game	69.9	74.1
Scoring margin	-4.2	-
Field goals-att	496-1132	549-1179
Field goal pct	.438	.466
3 point fg-att	124-357	182-503
3-point FG pct	.347	.362
3-pt FG made per game	6.2	9.1
Free throws-att	281-373	201-277
Free throw pct	.753	.726
F-Throws made per game	14.1	10.1
Rebounds	668	669
Rebounds per game	33.4	33.5
Rebounding margin	-0.1	-
Assists	225	281
Assists per game	11.3	14.1
Turnovers	211	205
Turnovers per game	10.6	10.3
Turnover margin	-0.3	-
Assist/turnover ratio	1.1	1.4
Steals	97	116
Steals per game	4.9	5.8
Blocks	50	64
Blocks per game	2.5	3.2
Winning streak	1	-
Home win streak	2	-
Attendance	54425	40623
Home games-Avg/Game	10-5443	10-4062
Neutral site-Avg/Game	-	0-0

Team Results

Date	Opponent	Score	Att.	
12/01/2022	Illinois St.	Wot	70-67	5471
12/04/2022	at Valparaiso	Wot	77-70	1445
12/29/2022	Southern Ill.	L	57-63	5571
01/01/2023	at Evansville	W	78-61	5723
01/04/2023	Bradley	W	67-58	3891
01/07/2023	at Drake	L	64-82	3510
01/10/2023	at UNI	L	67-75	3201
01/14/2023	UIC	W	81-64	5417
01/17/2023	at Belmont	L	65-80	2507
01/21/2023	Indiana St.	W	82-73	6006
01/24/2023	at Southern Ill.	L	64-68	6507
01/28/2023	Missouri St.	W	74-71	6712
02/01/2023	Belmont	W	83-82	5271
02/04/2023	at Indiana St.	L	56-99	4672
02/07/2023	Drake	L	68-92	5307
02/11/2023	at Bradley	L	48-83	6213
02/15/2023	at Illinois St.	W	76-75	3161
02/18/2023	Evansville	W	74-58	5437
02/21/2023	at Missouri St.	L	69-84	3684
02/26/2023	Valparaiso	Wot	77-76	5342

2022-23 SEASON STATS (HOME GAMES)

No.	Player	Total			3-Point			F-Throw		Rebounds				Other Stats								
		GP-GS	MIN	AVG	FG-FGA	FG%	3FG-3FGA	3FG%	FT-FTA	FT%	OFF	DEF	TOT	AVG	PF	DQ	A	TO	BLK	STL	PTS	AVG
55	BURNS, DJ	13-13	363:40	28.0	59-101	.584	0-0	.000	38-49	.776	51	61	112	8.6	33	0	18	14	10	7	156	12.0
14	MOORE, JR., Brian	12-6	312:03	26.0	51-91	.560	7-16	.438	34-41	.829	7	17	24	2.0	20	0	22	20	2	8	143	11.9
2	PERRY, Rob	13-13	442:22	34.0	57-143	.399	19-61	.311	21-24	.875	4	42	46	3.5	23	0	23	19	2	9	154	11.8
52	SMITH, Jamari	11-10	290:24	26.4	42-103	.408	5-19	.263	24-34	.706	13	29	42	3.8	24	1	6	11	5	5	113	10.3
24	WOOD, JaCobi	13-13	461:37	35.5	41-91	.451	17-48	.354	31-45	.689	6	48	54	4.2	31	0	60	26	3	19	130	10.0
13	WHITE JR., Kenny	12-7	305:51	25.5	37-80	.463	8-25	.320	18-29	.621	6	44	50	4.2	16	0	12	17	9	7	100	8.3
10	ANDERSON, Quincy	13-2	236:10	18.2	32-71	.451	13-30	.433	21-26	.808	7	34	41	3.2	17	0	10	9	1	6	98	7.5
22	MURRAY II, Sam	6-0	54:01	9.0	11-23	.478	0-0	.000	1-2	.500	6	13	19	3.2	5	0	2	7	4	1	23	3.8
11	MORGAN, Justin	11-0	138:06	12.6	9-29	.310	5-20	.250	5-8	.625	10	13	23	2.1	10	0	3	5	4	4	28	2.5
1	STACKER, Braxton	5-0	19:56	4.0	3-5	.600	0-0	.000	1-3	.333	1	2	3	0.6	0	0	1	1	0	0	7	1.4
25	THOMAS, Rodriguez	4-1	09:11	2.3	1-1	1.000	1-1	1.000	2-2	1.000	0	1	1	0.3	1	0	0	4	0	0	5	1.3
35	LESTIN, Marlon	3-0	06:03	2.0	0-0	.000	0-0	.000	0-0	.000	1	1	2	0.7	2	0	0	0	0	0	0	0.0
0	EDWARDS, Jaxon	3-0	10:35	3.5	0-2	.000	0-1	.000	0-0	.000	0	4	4	1.3	0	0	1	1	1	1	0	0.0
Team											23	24	47				5					
Total		13	2650		343-740	.464	75-221	.339	196-263	.745	135	333	468	36.0	182	1	158	139	41	67	957	73.6
Opponents		13	2650		334-759	.440	95-303	.314	119-173	.688	117	297	414	31.8	228	7	152	150	36	84	882	67.8

2022-23 SEASON STATS (AWAY GAMES)

Game Records

Record	Overall	Home	Away	Neutral
ALL GAMES	3-11	0-0	3-11	0-0
CONFERENCE	3-7	0-0	3-7	0-0
NON-CONFERENCE	0-4	0-0	0-4	0-0

Score by Periods

Team	1st	2nd	OT	TOT
Murray St.	423	485	15	923
Opponents	493	588	8	1089

Team Box Score

No.	Player	Total			3-Point			F-Throw		Rebounds				Other Stats								
		GP-GS	MIN	AVG	FG-FGA	FG%	3FG-3FGA	3FG%	FT-FTA	FT%	OFF	DEF	TOT	AVG	PF	DQ	A	TO	BLK	STL	PTS	AVG
2	PERRY, Rob	14-14	504:49	36.1	88-187	.471	32-75	.427	33-41	.805	16	53	69	4.9	22	0	21	21	2	12	241	17.2
52	SMITH, Jamari	14-14	389:30	27.8	64-147	.435	12-33	.364	20-37	.541	12	50	62	4.4	32	0	14	27	6	7	160	11.4
24	WOOD, JaCobi	14-14	514:13	36.7	41-108	.380	18-58	.310	33-38	.868	6	53	59	4.2	29	0	56	40	0	21	133	9.5
14	MOORE, JR., Brian	14-6	295:09	21.1	28-70	.400	4-12	.333	32-38	.842	6	17	23	1.6	19	0	16	11	3	9	92	6.6
13	WHITE JR., Kenny	12-8	315:51	26.3	31-86	.360	5-30	.167	11-18	.611	2	36	38	3.2	20	0	11	19	7	8	78	6.5
10	ANDERSON, Quincy	14-0	266:27	19.0	25-65	.385	13-34	.382	22-28	.786	7	33	40	2.9	15	0	8	6	1	8	85	6.1
55	BURNS, DJ	14-14	308:27	22.0	32-63	.508	0-0	.000	17-22	.773	28	33	61	4.4	36	0	14	19	0	4	81	5.8
11	MORGAN, Justin	14-0	140:35	10.0	13-37	.351	6-21	.286	7-10	.700	16	13	29	2.1	17	0	2	2	1	1	39	2.8
22	MURRAY II, Sam	11-0	67:14	6.1	4-18	.222	0-1	.000	2-8	.250	5	12	17	1.5	8	0	4	1	6	1	10	0.9
0	EDWARDS, Jaxon	6-0	13:41	2.3	2-3	.667	0-0	.000	0-1	.000	2	0	2	0.3	0	0	0	0	0	1	4	0.7
35	LESTIN, Marlon	2-0	01:48	0.9	0-0	.000	0-0	.000	0-0	.000	0	0	0	0.0	2	0	0	0	0	0	0	0.0
1	STACKER, Braxton	5-0	10:41	2.1	0-4	.000	0-0	.000	0-0	.000	0	0	0	0.0	0	0	0	0	0	0	0	0.0
Team											18	21	39				7					
Total		14	2828		328-788	.416	90-264	.341	177-241	.734	118	321	439	31.4	200	0	146	153	26	72	923	65.9
Opponents		14	2825		397-830	.478	140-366	.383	155-201	.771	130	366	496	35.4	218	3	225	143	41	74	1089	77.8

2022-23 MSU GAME BY GAME

Opponent	Date	Score		Total		3-Pointers		Free throws		Rebounds										
				FG-FGA	PCT	3FG-3FGA	PCT	FT-FTA	PCT	OFF	DEF	TOT	AVG	PF	A	TO	BLK	STL	PTS	AVG
at Saint Louis	11/07/2022	68-91	L	23-62	.371	7-22	.318	15-22	.682	9	25	34	34.0	17	7	10	2	3	68	68.0
Lindsey Wilson	11/12/2022	90-53	W	34-59	.576	9-15	.600	13-21	.619	9	27	36	35.0	12	20	8	6	13	90	79.0
vs Texas A&M	11/17/2022	88-79	W	25-50	.500	10-22	.455	28-36	.778	9	28	37	35.7	22	15	17	4	8	88	82.0
vs Massachusetts	11/18/2022	69-71	L	26-57	.456	5-24	.208	12-17	.706	6	36	42	37.3	23	15	11	4	3	69	78.8
vs Tulsa	11/20/2022	77-60	W	29-63	.460	4-23	.174	15-22	.682	14	41	55	40.8	14	20	14	3	6	77	78.4
at Chattanooga	11/26/2022	66-69	L	26-67	.388	6-26	.231	8-11	.727	12	30	42	41.0	15	8	6	2	4	66	76.3
Illinois St.	12/01/2022	70-67	Wot	26-61	.426	8-26	.308	10-15	.667	10	27	37	40.4	10	11	8	3	2	70	75.4
at Valparaiso	12/04/2022	77-70	Wot	28-60	.467	7-17	.412	14-21	.667	10	27	37	40.0	13	15	13	4	6	77	75.6
at Bellarmine	12/10/2022	58-69	L	18-48	.375	4-18	.222	18-22	.818	11	22	33	39.2	19	8	15	0	7	58	73.7
Chicago St.	12/13/2022	66-65	W	24-57	.421	6-19	.316	12-21	.571	15	24	39	39.2	15	9	13	4	5	66	72.9
Austin Peay	12/16/2022	68-60	W	27-58	.466	4-14	.286	10-14	.714	8	25	33	38.6	11	14	10	3	7	68	72.5
at Middle Tenn.	12/21/2022	67-83	L	23-45	.511	5-14	.357	16-20	.800	5	17	22	37.3	11	13	19	0	3	67	72.0
Southern Ill.	12/29/2022	57-63	L	19-47	.404	5-16	.313	14-20	.700	10	24	34	37.0	13	6	10	2	1	57	70.8
at Evansville	01/01/2023	78-61	W	29-61	.475	8-23	.348	12-14	.857	7	29	36	36.9	16	15	5	3	7	78	71.4
Bradley	01/04/2023	67-58	W	22-51	.431	3-13	.231	20-24	.833	11	28	39	37.1	14	8	14	3	7	67	71.1
at Drake	01/07/2023	64-82	L	25-56	.446	5-16	.313	9-11	.818	2	23	25	36.3	17	9	10	3	6	64	70.6
at UNI	01/10/2023	67-75	L	24-59	.407	10-28	.357	9-12	.750	7	32	39	36.5	16	9	12	3	4	67	70.4
UIC	01/14/2023	81-64	W	31-54	.574	5-13	.385	14-18	.778	9	31	40	36.7	20	12	14	4	3	81	71.0
at Belmont	01/17/2023	65-80	L	26-71	.366	4-14	.286	9-15	.600	18	21	39	36.8	15	13	5	3	3	65	70.7
Indiana St.	01/21/2023	82-73	W	26-61	.426	2-18	.111	28-33	.848	14	25	39	36.9	17	10	8	3	6	82	71.3
at Southern Ill.	01/24/2023	64-68	L	23-56	.411	4-15	.267	14-20	.700	15	21	36	36.9	17	11	16	2	11	64	70.9
Missouri St.	01/28/2023	74-71	W	24-51	.471	5-15	.333	21-24	.875	9	21	30	36.5	13	9	12	3	6	74	71.0
Belmont	02/01/2023	83-82	W	34-64	.531	8-15	.533	7-14	.500	11	26	37	36.6	12	19	11	5	3	83	71.6
at Indiana St.	02/04/2023	56-99	L	19-51	.373	5-15	.333	13-17	.765	5	21	26	36.1	11	9	12	2	3	56	70.9
Drake	02/07/2023	68-92	L	23-60	.383	9-27	.333	13-18	.722	9	17	26	35.7	15	13	3	1	4	68	70.8
at Bradley	02/11/2023	48-83	L	13-44	.295	4-15	.267	18-27	.667	5	17	22	35.2	14	4	10	0	3	48	69.9
at Illinois St.	02/15/2023	76-75	W	29-55	.527	9-18	.500	9-13	.692	6	17	23	34.7	10	14	9	0	7	76	70.1
Evansville	02/18/2023	74-58	W	25-56	.446	5-15	.333	19-21	.905	13	28	41	35.0	17	13	14	2	6	74	70.3
at Missouri St.	02/21/2023	69-84	L	22-53	.415	12-23	.522	13-16	.813	6	19	25	34.6	9	11	11	2	5	69	70.2
Valparaiso	02/26/2023	77-76	Wot	28-61	.459	6-15	.400	15-20	.750	7	30	37	34.7	13	14	14	2	4	77	70.5
vs Valparaiso	03/02/2023	78-50	W	29-68	.426	10-27	.370	10-14	.714	9	30	39	34.8	13	24	6	2	11	78	70.7
vs Drake	03/03/2023	62-74	L	25-58	.431	3-12	.250	9-14	.643	10	21	31	34.7	13	13	9	3	7	62	70.4
Total		2254		805-1824	.441	197-593	.332	447-607	.736	301	810	1111	34.7	467	391	349	83	174	2254	70.4
Opponents		2305		854-1909	.447	265-794	.334	332-462	.719	303	790	1093	34.2	537	451	347	92	185	2305	72.0

2022-23 OPPONENT GAME BY GAME

Opponent	Date	Score		Total		3-Pointers		Free throws		Rebounds				PF	A	TO	BLK	STL	PTS	AVG
				FG-FGA	PCT	3FG-3FGA	PCT	FT-FTA	PCT	OFF	DEF	TOT	AVG							
at Saint Louis	11/07/2022	68-91	L	35-74	.473	10-31	.323	11-16	.688	16	32	48	48.0	16	23	9	1	5	91	91.0
Lindsey Wilson	11/12/2022	90-53	W	22-53	.415	5-15	.333	4-9	.444	7	20	27	37.5	17	11	19	2	7	53	72.0
vs Texas A&M	11/17/2022	88-79	W	27-71	.380	6-27	.222	19-28	.679	20	22	42	39.0	26	12	11	3	10	79	74.3
vs Massachusetts	11/18/2022	69-71	L	24-74	.324	11-26	.423	12-19	.632	17	28	45	40.5	17	15	7	2	3	71	73.5
vs Tulsa	11/20/2022	77-60	W	26-68	.382	4-29	.138	4-11	.364	6	24	30	38.4	20	14	8	2	7	60	70.8
at Chattanooga	11/26/2022	66-69	L	21-60	.350	13-40	.325	14-17	.824	12	29	41	38.8	14	15	9	2	4	69	70.5
Illinois St.	12/01/2022	70-67	Wot	27-60	.450	8-28	.286	5-6	.833	7	28	35	38.3	16	11	14	3	7	67	70.0
at Valparaiso	12/04/2022	77-70	Wot	29-68	.426	4-18	.222	8-11	.727	15	25	40	38.5	16	13	13	1	4	70	70.0
at Bellarmine	12/10/2022	58-69	L	24-53	.453	6-22	.273	15-18	.833	9	22	31	37.7	21	12	11	1	5	69	69.9
Chicago St.	12/13/2022	66-65	W	23-56	.411	7-24	.292	12-16	.750	11	24	35	37.4	23	11	13	0	8	65	69.4
Austin Peay	12/16/2022	68-60	W	25-57	.439	4-12	.333	6-7	.857	8	24	32	36.9	11	11	15	4	6	60	68.5
at Middle Tenn.	12/21/2022	67-83	L	32-57	.561	8-22	.364	11-14	.786	7	20	27	36.1	19	13	12	3	7	83	69.8
Southern Ill.	12/29/2022	57-63	L	24-53	.453	7-26	.269	8-14	.571	7	21	28	35.5	16	16	4	2	5	63	69.2
at Evansville	01/01/2023	78-61	W	20-51	.392	5-15	.333	16-22	.727	5	26	31	35.1	13	6	11	1	3	61	68.6
Bradley	01/04/2023	67-58	W	20-58	.345	7-26	.269	11-16	.688	12	20	32	34.9	17	10	13	2	9	58	67.9
at Drake	01/07/2023	64-82	L	30-62	.484	11-27	.407	11-14	.786	11	30	41	35.3	11	16	12	2	3	82	68.8
at UNI	01/10/2023	67-75	L	26-61	.426	10-25	.400	13-20	.650	8	29	37	35.4	10	15	8	1	8	75	69.2
UIC	01/14/2023	81-64	W	19-54	.352	11-31	.355	15-21	.714	8	16	24	34.8	18	8	9	5	3	64	68.9
at Belmont	01/17/2023	65-80	L	29-59	.492	12-29	.414	10-14	.714	11	27	38	34.9	17	20	9	8	4	80	69.5
Indiana St.	01/21/2023	82-73	W	28-63	.444	5-30	.167	12-20	.600	13	24	37	35.1	25	13	11	3	8	73	69.7
at Southern Ill.	01/24/2023	64-68	L	22-47	.468	10-26	.385	14-16	.875	5	22	27	34.7	17	15	16	4	8	68	69.6
Missouri St.	01/28/2023	74-71	W	28-62	.452	5-19	.263	10-15	.667	15	20	35	34.7	18	8	9	4	5	71	69.6
Belmont	02/01/2023	83-82	W	29-61	.475	13-27	.481	11-13	.846	7	24	31	34.5	15	15	12	3	5	82	70.2
at Indiana St.	02/04/2023	56-99	L	37-65	.569	19-38	.500	6-8	.750	8	28	36	34.6	15	27	4	1	7	99	71.4
Drake	02/07/2023	68-92	L	33-56	.589	12-21	.571	14-15	.933	7	30	37	34.7	14	13	7	4	2	92	72.2
at Bradley	02/11/2023	48-83	L	31-57	.544	11-24	.458	10-11	.909	6	29	35	34.7	23	16	8	6	5	83	72.6
at Illinois St.	02/15/2023	76-75	W	28-52	.538	8-21	.381	11-13	.846	6	22	28	34.4	12	14	13	4	5	75	72.7
Evansville	02/18/2023	74-58	W	23-56	.411	5-21	.238	7-15	.467	8	19	27	34.2	21	9	11	2	12	58	72.2
at Missouri St.	02/21/2023	69-84	L	33-64	.516	13-28	.464	5-7	.714	11	25	36	34.2	14	20	8	6	6	84	72.6
Valparaiso	02/26/2023	77-76	Wot	33-70	.471	6-23	.261	4-6	.667	7	27	34	34.2	17	16	13	2	7	76	72.7
vs Valparaiso	03/02/2023	78-50	W	18-55	.327	2-23	.087	12-16	.750	7	30	37	34.3	14	15	19	6	3	50	72.0
vs Drake	03/03/2023	62-74	L	28-52	.538	7-20	.350	11-14	.786	6	23	29	34.2	14	18	9	2	4	74	72.0
Total		2305		854-1909	.447	265-794	.334	332-462	.719	303	790	1093	34.2	537	451	347	92	185	2305	72.0
Murray St.		2254		805-1824	.441	197-593	.332	447-607	.736	301	810	1111	34.7	467	391	349	83	174	2254	70.4

2022-23 MSU/OPPONENTS COMPARISON

Opp	1st	2nd	Score	Mar	Total FG	FG Pct	3-Pointers	3PT Pct	Free Throws	FT Pct	Reb	Mar	Assist	TOver	Block	Steal	Fouls
SLU	29-44	39-47	68-91	(13)	23-62/35-74	.371/.473	7-22/10-31	.318/.323	15-22/11-16	.682/.688	34/48	(14)	7/23	10/9	2/1	3/5	17/16
LWC	46-27	44-26	90-53	+17	34-59/22-53	.576/.415	9-15/5-15	.600/.333	13-21/4-9	.619/.444	36/27	+9	20/11	8/19	6/2	13/7	12/17
TAMU	35-28	53-51	88-79	+9	25-50/27-71	.500/.380	10-22/6-27	.455/.222	28-36/19-28	.778/.679	37/42	(5)	15/12	17/11	4/3	8/7	12/26
UMass	36-33	33-38	69-71	(2)	26-57/24-74	.456/.324	5-24/11-26	.208/.423	12-17/12-19	.706/.632	42/45	(3)	15/15	11/7	4/2	3/3	23/17
Tulsa	41-28	36-32	77-60	+17	29-63/26-68	.460/.382	4-23/4-29	.174/.138	15-22/4-11	.682/.364	55/45	+10	20/14	14/8	3/2	6/7	14/17
Chatt	34-30	32-39	66-69	(3)	26-67/21-60	.388/.350	8-26/13-40	.308/.325	8-11/14-17	.727/.824	42/41	+1	8/15	6/9	2/2	4/4	15/14
ILST	35-27	27-35	70-67 OT	+3	26-61/27-60	.426/.450	8-26/8-28	.308/.286	10-15/5-6	.667/.833	37/35	+2	11/11	8/14	3/3	2/7	10/14
Valpo	29-30	33-32	77-70	OT +7	28-60/29-68	.467/.426	7-17/4-18	.412/.222	14-21/8-11	.667/.658	37/40	(3)	15/13	13/13	4/1	6/4	13/16
Bellar	25-32	33-37	58-69	-11	18-48/24-53	.375/.453	4-18/6-22	.222/.273	18-22/15-18	.818/.833	33/35	(2)	8/12	15/11	0/1	7/5	19/21
ChiST	27-42	39-33	66-65	+1	24-57/23-56	.421/.411	6-19/7-24	.316/.292	12-21/12-16	.571/.750	39/35	+4	9/11	13/13	4/0	5/8	15/23
APSU	27-29	41-31	68-60	+10	27-58/25-57	.466/.439	4-14/4-12	.286/.333	10-14/6-7	.714/.857	33-32	+1	14/11	10/6	3/4	7/6	11/11
MTSU	26-44	41-39	67-83	-16	23-45/32-57	.511/.561	5-14/8-22	.357/.364	16-20/11-14	.800/.786	22/27	-5	13/13	19/12	0/3	3/7	11/19
SIU	23-26	34-37	57-63	-6	19-47/24-53	.404/.453	5-16/7-26	.313/.269	14-20/8-14	.700/.571	34/28	+6	6/16	10/4	2/2	1/5	16/13
UE	41-21	37-40	78-61	+19	29-61/20-51	.475/.392	8-23/5-15	.348/.333	12-14/16/22	.857/.727	36/31	+5	15/6	5/11	3/1	1/3	16/13
BRD	34/27	33/31	67-58	+9	22/51/20/58	.431/.345	3-13/7-26	.231/.269	20-24/11-16	.833/.688	39-32	+7	8/10	14/13	3/2	7/9	
DRK	29/44	35/38	64-82	-18	25-56/30-62	.446/.484	5-16/11-27	.313/.407	9-11/11-14	.818-.786	25/41	-16	9/16	10/12	3/2	6/3	17/11
UNI	27/28	40/47	67-75	-8	24-59/26-61	.407/.426	10-28/10-25	.357/.400	9-12/13-20	.750-.650	39/37	2	9/15	12/8	3/1	4/8	16/10
UIC	39/28	42/36	81-64	17	31-54/19-54	.574/.352	5-13/11-31	.385/.355	14-18/15-21	.778-.714	40/24	16	12/8	14/9	4/5	3/3	20/18
Bel	30/34	35/46	65-80	-15	26-71/29-59	.366/.492	4-14/12-29	.286/.414	9-15/10-14	.600-.714	39/38	1	13/20	5/9	3/8	3/4	15/17
INST	36/36	46/37	82-73	9	26-61/28-63	.426/.444	2-18/5-30	.111/.167	28-33/12-20	.848-.600	39/37	2	10/13	8/11	3/3	6/8	17/25
SIU	30/34	34/34	64-68	-4	23-56/22-47	.411/.468	4-15/10-26	.267/.385	14-20/14-16	.700-.875	36/27	9	11/15	16/16	2/4	11/8	17/17
MOST	37/35	37/36	74-71	3	24-51/28-62	.471/.452	5-15/5-19	.333/.263	21-24/10-15	.875-.667	30/35	-5	9/8	12/9	3/4	6/5	13/18
BEL	49/43	34/39	83-82	1	34-64/29-61	.531/.475	8-15/13-27	.533/.481	7-14/11-13	.500-.846	37/31	6	19/15	11/12	5/3	3/5	12/15
INST	28/40	28/59	56-99	-43	19-51/37-65	.373/.569	5-15/19-38	.333/.500	13-17/6-8	.765-.750	26/36	-10	9/27	12/4	2/1	3/7	11/15
Drake	39/55	29/37	68-92	-24	23-60/33-56	.383/.589	9-27/12-21	.333/.571	13-18/14-15	.722-.933	26/37	-11	13/13	3/7	1/4	4/2	15/14
BRD	21/31	27/52	48-78	-30	13-40/29-55	.325/.527	4-12/10-23	.333/.435	18-27/10-11	.667-.909	23/30	-7	4/15	10/8	0/5	3/5	14/22
ILST	40/35	36/40	76-75	1	29-55/28-52	.527/.538	9-18/8-21	.500/.381	9-13/11-13	.692-.846	23/28	-5	14/14	9/13	0/4	7/5	10/12
UE	27/24	47/34	74-58	16	25-56/23-56	.446/.411	5-15/5-21	.333/.238	19-21/7-15	.905-.467	41/27	14	13/9	14/11	2/2	6/12	17/21
MOST	34/46	35/38	69-84	-15	22-53/33-64	.415/.516	12-23/13-28	.522/.464	13-16/5-7	.813-.714	25/36	-11	11/20	11/8	2/6	5/6	9/14
Valpo	33/32	32/33	77-76 OT	1	28-61/33-70	.459/.471	6-15/6-23	.400/.261	15-20/4-6	.750-.667	37/34	3	14/16	14/13	2/2	4/7	13/17
Valpo	38/25	40/25	78-50	28	29-68/18-55	.426/.327	10-27/2-23	.370/.087	10-14/12-16	.714-.750	39/37	2	24/15	6/19	2/6	11/3	13/14
Drake	31/33	31/41	62-74	-12	25-58/28-52	.431/.538	3-12/7-20	.250/.350	9-14/11-14	.643-.786	31/29	2	13/18	9/9	3/2	7/4	13/14

Team/Opponent

2022-23 MSU NCAA RANKINGS

Statistic	National Rank	Conference Rank	Value	National Leader	Value	Conference Leader	Value
Assist/Turnover Ratio (352 ranked)	122	5	1.12	Virginia	1.84	Belmont	1.34
Assists Per Game (352 ranked)	250	8	12.2	Xavier	19.1	Indiana St.	15.8
Bench Points per game (352 ranked)	270	10	15.41	South Carolina St.	34.74	Indiana St.	22.44
Blocks Per Game (352 ranked)	260	7	2.6	Utah Valley	6.5	UIC	4.7
Effective FG pct (352 ranked)	246	9	0.495	Gonzaga	0.582	Indiana St.	0.564
Fastbreak Points (352 ranked)	132	4	10.09	TCU	17.46	Valparaiso	10.97
Field Goal Percentage (352 ranked)	204	7	44.1	Gonzaga	52.1	Indiana St.	48.3
Field Goal Percentage Defense (352 ranked)	246	7	44.7	Houston	36.6	Drake	40.5
Fouls Per Game (352 ranked)	27	1	14.6	Colgate	12.5	Murray St.	14.6
Free Throw Attempts Per Game (352 ranked)	117	2	19.0	UTRGV	25.1	UIC	19.1
Free Throw Percentage (352 ranked)	105	4	73.6	Villanova	82.0	Illinois St.	79.3
Free Throws Made Per Game (352 ranked)	97	1	14.0	Texas A&M	18.9	Murray St.	14.0
Rebound Margin (352 ranked)	181	6	0.6	Purdue	10.8	Missouri St.	4.0
Rebounds (Defensive) Per Game (352 ranked)	138	5	25.31	Alabama	31.57	Drake	27.77
Rebounds (Offensive) Per Game (352 ranked)	225	3	9.41	Kentucky	13.88	Missouri St.	11.34
Rebounds Per Game (352 ranked)	188	4	34.72	Alabama	44.65	Drake	35.71
Scoring Defense (352 ranked)	235	10	72.0	North Texas	55.8	Southern Ill.	61.4
Scoring Margin (352 ranked)	248	8	-1.6	Houston	17.4	Drake	10.9
Scoring Offense (352 ranked)	197	5	70.4	Gonzaga	86.1	Indiana St.	79.3
Steals Per Game (352 ranked)	282	11	5.4	UMES	11.1	Southern Ill.	7.2
Three Point Attempts Per Game (352 ranked)	297	12	18.5	Cornell	30.4	Indiana St.	26.6
Three Point Percentage (352 ranked)	227	7	33.2	Colgate	40.3	Belmont	38.8
Three Point Percentage Defense (352 ranked)	149	6	33.4	Tennessee	26.5	Drake	30.7
Three Pointers Per Game (352 ranked)	299	12	6.2	Chattanooga	11.4	Belmont	9.6
Turnover Margin (352 ranked)	197	9	-0.1	Missouri	5.8	Drake	1.5
Turnovers Forced Per Game (352 ranked)	308	12	10.84	UMES	19.00	UIC	13.84
Turnovers Per Game (352 ranked)	42	2	10.9	Virginia	8.5	Drake	10.5
Winning Percentage (351 ranked)	164	6	53.1	Fla. Atlantic	89.7	Drake	77.1

2022-23 MSU NCAA RANKINGS

Assists Per Game (341 ranked)	JaCobi Wood	78	3	4.6	Yuri Collins, Saint Louis	10.1	Roman Penn, Drake	5.5
Blocks (333 ranked)	Kenny White Jr.	333	11	25	Jamarion Sharp, Western Ky.	131	Malevy Leons, Bradley	52
Blocks Per Game (346 ranked)	Kenny White Jr.	284	11	0.86	Jamarion Sharp, Western Ky.	4.09	Malevy Leons, Bradley	1.49
Double Doubles (422 ranked)	DJ Burns JaCobi Wood Rob Perry	208 290 422	9 13 18	4 3 2	Zach Edey, Purdue	27	Tytan Anderson, UNI	11
Field Goal Attempts (348 ranked)	Rob Perry	210	10	396	Antoine Davis, Detroit Mercy	732	Tucker DeVries, Drake	475
Field Goal Percentage (348 ranked)	Rob Perry	242	9	43.2	Max Fiedler, Rice	73.5	Ben Krikke, Valparaiso	55.2
Field Goals (350 ranked)	Rob Perry	248	8	171	Drew Timme, Gonzaga	313	Ben Krikke, Valparaiso	244
Free Throw Attempts (348 ranked)					Drew Pember, UNC Asheville	318	Bowen Born, UNI	166
Free Throw Percentage (347 ranked)	JaCobi Wood	171	5	81.1	Walter Clayton Jr., Iona	95.3	Marcus Domask, Southern Ill.	87.6
Free Throws (340 ranked)					Drew Pember, UNC Asheville	266	Bowen Born, UNI	139
Minutes Per Game (347 ranked)	JaCobi Wood Rob Perry	29 69	1 5	36:21 35:10	Daryl Banks III, St. Bonaventure	38:16	JaCobi Wood, Murray St.	36:21
Points (347 ranked)	Rob Perry	324	9	460	Antoine Davis, Detroit Mercy	930	Tucker DeVries, Drake	631
Points Per Game (347 ranked)	Rob Perry	303	9	14.4	Antoine Davis, Detroit Mercy	28.2	Ben Krikke, Valparaiso	19.4
Rebounds (341 ranked)	DJ Burns	215	7	212	Zach Edey, Purdue	438	Tytan Anderson, UNI	273
Rebounds (Defensive) Per Game (350 ranked)					Dillon Jones, Weber St.	10.12	Tytan Anderson, UNI	6.44
Rebounds (Offensive) Per Game (350 ranked)	DJ Burns	65	1	2.78	Oscar Tshiebwe, Kentucky	5.75	DJ Burns, Murray St.	2.78
Rebounds Per Game (350 ranked)	DJ Burns	209	8	6.6	Oscar Tshiebwe, Kentucky	13.7	Tytan Anderson, UNI	8.5
Steals (341 ranked)	JaCobi Wood	172	5	49	Kellen Tynes, Maine	98	Lance Jones, Southern Ill.	54
Steals Per Game (347 ranked)	JaCobi Wood	162	3	1.53	Kellen Tynes, Maine	3.27	Jace Carter, UIC	1.77
Three Point Attempts (346 ranked)	Rob Perry	332	12	163	Darius McGhee, Liberty	411	Courvoisier McCauley, Indiana St.	292
Three Point Percentage (98 ranked)					Jordan Johnson, New Orleans	48.2	Drew Friberg, Belmont	45.5
Three Pointers Per Game (348 ranked)					Antoine Davis, Detroit Mercy	4.82	Courvoisier McCauley, Indiana St.	3.17
Total 3-point FGM (339 ranked)					Darius McGhee, Liberty	162	Courvoisier McCauley, Indiana St.	111
Triple Doubles (2 ranked)					Tristen Newton, UConn	2		

2022-23 MVC LOG

2022-23 FINAL STATISTICS

TEAM		
MSU Rank - MVC Games		
Scoring Offense	70.4	5
Scoring Defense	72.0	10
Scoring Margin	+1.5	8
Free Throw Percentage	.736	4
Field Goal Percentage	.441	7
Field Goal Percentage Defense	.447	8
3-Point Percentage	.332	7
3-Point Percentage Defense	.447	9
3-Point Baskets Made	197	11
3-Point Baskets Made Per Game	6.1	11
Assists	12.2	8
Steals	5.4	11
Blocked Shots	2.5	7
Assist-Turnover Ratio	+1.1	5
Turnover Margin	-0.06	9
Rebounding - Offense	9.4	3
Rebounding - Defense	25.3	5

Attendance	G	Total	Avg
Murray State	13	67,836	5,218
Southern Illinois	15	75,511	5,034
Bradley	16	79,150	4,947
Evansville	13	59,119	4,548
Indiana State	15	57,987	3,866
Illinois State	15	52,641	3,509
Drake	15	51,437	3,429
UNI	16	54,822	3,426
Missouri State	14	46,198	3,300
Belmont	14	52,025	2,113
UIC	15	26,711	1,781
Valparaiso	15	24,373	1,625

INDIVIDUAL

Scoring	Rk	PPG
Ben Krikke, VALPO	1	19.4
Ben Sheppard, BEL	2	18.8
Rob Perry, MUR	9	14.3
Jamari Smith, MUR	20	11.8

Rebounding	Rk	RPG
Tytan Anderson, UNI	1	8.5
Rienk Mast, BRAD	2	8.0
DJ Burns, MUR	8	6.6

Field Goal Percentage	Rk	PCT
Michael Duax, UNI	1	.574
Ben Krikke, VALPO	2	.552
Jamari Smith, MUR	13	.452

3-Point Percentage	Rk	PCT
Drew Friberg, BEL	1	.455
Cade Tyson, BEL	2	.417

3-Point FG Made	Rk	TOT
McCauley Courvoisier, INST	1	111
Drew Friberg, BEL	2	97
Tucker DeVries, DRA	3	88

Assists	Rk	APG
Roman Penn, DRA	1	5.4
Nick Edwards, VALPO	2	5.0
JaCobi Wood, MUR	3	4.5
Keishawn Davidson, BEL	4	4.4

Free Throw Percentage	Rk	PCT
Marcus Domask, SIU	1	.876
Cade Tyson, BEL	2	.859
Brian Moore, Jr., MUR	6	.821
JaCobi Wood, MUR	9	.811
DJ Burns, MUR	14	.770

MISSOURI VALLEY CONFERENCE 2022-23 FINAL STANDINGS

SCHOOL	MVC						Overall						
	I	MVC	PCT	H	A	ST	I	TOT	PCT	H	A	N	L10
Bradley	16-4	.800	9-1	7-3	W10		25-10	.714	15-2	8-4	2-4	8-2	L2
Drake	15-5	.750	9-1	6-4	L1		27-8	.771	14-1	6-6	7-1	8-2	L1
Southern Illinois	14-6	.700	8-2	6-4	W2		23-10	.697	13-2	8-6	2-2	6-4	L1
Belmont	14-6	.700	9-1	5-5	W2		21-11	.656	12-2	7-7	2-2	5-5	L1
Indiana State	13-7	.650	7-3	6-4	L2		23-13	.639	11-4	7-6	5-3	6-4	L1
Missouri State	12-8	.600	7-3	5-5	W2		17-15	.531	10-4	5-8	2-3	6-4	L1
Murray State	11-9	.550	8-2	3-7	W1		17-15	.531	11-2	3-11	3-2	5-5	L1
UNI	9-11	.450	5-5	4-6	L2		14-18	.438	8-8	4-7	2-3	2-8	L1
Illinois State	6-14	.300	5-5	1-9	W1		11-21	.344	8-7	3-9	0-5	3-7	L1
Valparaiso	5-15	.250	3-7	2-8	L4		11-21	.344	8-7	2-12	1-2	2-8	L5
UIC	4-16	.200	3-7	1-9	L1		12-20	.375	7-8	3-11	2-1	3-7	L2
Evansville	1-19	.050	1-9	0-10	L5		5-27	.156	3-10	1-14	1-3	1-9	L6

Steals	Rk	SPG
Jace Carter, UIC	1	1.77
Lance Jones, SIU	2	1.64
JaCobi Wood, MUR	3	1.53
Ja'Kobi Gillespie, BEL	3	1.53

Blocked Shots	Rk	BPG
Malvey Leons, BRAD	1	1.49
Even Brauns, BEL	2	1.35
Kenny White, Jr., MUR	11	0.86

Assist-Turnover Ratio	Rk	+
Roman Penn, DRA	1	2.74
Keishawn Davidson, BEL	2	2.21
Nick Edwards, VALPO	3	2.16
JaCobi Wood, MUR	4	1.91

Offensive Rebounding	Rk	Avg
DJ Burns, MUR	1	2.78
Jonathan Mogbo, MOST	2	2.50
Kendall Lewis, ILST	3	2.44

Defensive Rebounding	Rk	Avg
Tytan Anderson, UNI	1	6.44
Rienk Mast, BRAD	2	5.79
Toby Okani, UIC	3	5.50
Jace Carter, UIC	4	5.43

Minutes Played	Rk	MPG
JaCobi Wood, BEL	1	36.3
Ben Krikke, VALPO	2	35.7
Marcus Domask	3	35.3
Kobe King, VALPO	4	35.3
Rob Perry, MUR	5	35.1

2

2023 All-Missouri Valley Conference Men's Basketball Team

First Team	Yr.	Pos.	Ht.	Homecourt
Tucker DeVries, Drake	So.	G/F	6-7	Waukesha, Iowa (Waukesha High)
Marcus Domeak, S. Illinois	Sr.	F	6-8	Waupun, Wis. (Waupun High)
Ben Krikka, Valparaiso	Sr.	F	6-9	Edmonton, Alberta, Canada (Jasper Place)
Rienk Mast, Bradley	Jr.	F	6-9	Groningen, Netherlands (Jonas Groningen)
Roman Penn, Drake	Gc.	G	6-9	Calumet City, Ill. (Bishop Noll/St. Ignace)
Ben Sheppard, Belmont	Sr.	G	6-8	Atlanta, Ga. (Greater Atlanta Christian)

Second Team

Bowen Barn, UNI	So.	G	6-11	Norwalk, Iowa (Norwalk High)
Jace Garter, UNC	So.	G	6-6	Titusville, Fla. (Astronaut High)
Danovan Clay, Missouri St.	Sr.	G/F	6-8	Alton, Ill. (Alton High)/Valparaiso
Malvey Leona, Bradley	Sr.	F	6-9	Utrecht, Netherlands (Mineral Area College)
Courvailer McCauley, IndSt.	Gc.	G	6-6	Indianapolis, Ind. (Manual High)/DePaul

Third Team

JaShon Henry, IndSt.	Sr.	G	6-8	Greensboro, Va. (Lloyd G. Bird/Lincoln Memorial)
Lance Jones, S. Illinois	Sr.	G	6-1	Evanson, Ill. (Evanson Township)
Rob Perry, Murray State	Jr.	G	6-4	Orlando, Fla. (Oak Ridge High)/Statecraft
Kenny Streetbridge, UE	Sr.	G	6-8	Rockford, Ill. (Rockford Lutheran)/Alabama St.
Garrett Sturtz, Drake	Gc.	G	6-3	Newton, Iowa (Newton)

All-Newcomer Team

Duke Dean, Bradley	Jr.	G	6-8	Shreveport, La. (Troy)
Drew Friberg, Belmont	Gc.	F	6-7	State College, Pa. (State College)/Princeton
Courvailer McCauley, IndSt.	Gc.	G	6-6	Indianapolis, Ind. (Manual High)/DePaul
Rob Perry, Murray State	Jr.	G	6-4	Orlando, Fla. (Oak Ridge High)/Statecraft
Cade Tyson, Belmont	Fc.	F	6-7	Monroe, N.C. (Garnet Christian High)

All-Freshman Team

Robbie Avila, Indiana St.	C	6-10	Oak Forest, Ill. (Oak Forest High)
Michael Duce, UNI	G/F	6-8	Dubuque, Iowa (Dubuque Hempstead)
Conor Enright, Drake	G	6-9	Mundelein, Ill. (Mundelein High)
Ja'Yobi Gillispie, Belmont	G	6-9	Greenville, Tenn. (Greenville High)
Cade Tyson, Belmont	F	6-7	Monroe, N.C. (Garnet Christian High)

All-Defensive Team

Danovan Clay, Missouri St.	Sr.	G/F	6-8	Alton, Ill. (Alton High)/Valparaiso
Xavier Johnson, S. Illinois	Sr.	G	6-1	Gannettown, Md. (Episcopal)/George Mason
Lance Jones, S. Illinois	Sr.	G	6-1	Evanson, Ill. (Evanson Township)
Julian Lary, Indiana State	So.	G	6-3	Frisco, Texas (School Entrepreneurial Academy)
Malvey Leona, Bradley	Sr.	F	6-9	Utrecht, Netherlands (Mineral Area College)
Ben Sheppard, Belmont	Sr.	G	6-8	Atlanta, Ga. (Greater Atlanta Christian)

All-Bench Team (selected by best writers & panel)

*Ja'Shon Henry, Bradley	Gc.	F	6-8	Seabrook (Athal Murrey College of Notre Dame)
Sedear Galhour, Drake	Sr.	G/F	6-8	Tappahannock, Va. (Blue Ridge)/Texas Tech/ Florida State/Missouri-West Plains
Ja'Yobi Gillispie, Belmont	Fc.	G	6-9	Greenville, Tenn. (Greenville High)
Chance Moore, Missouri St.	So.	G	6-8	Brockhaven, Ga. (McEachern High)/Arkansas
London Wolf, UNI	Fc.	G	6-6	Cedar Falls, Iowa (Cedar Falls High)

Most-Improved Team (selected by best writers & panel)

*Tytan Anderson, UNI	So.	G/F	6-8	Eldridge, Iowa (North Scott High)
Garnell Brodie, Drake	Sr.	F	6-10	Newark, N.J. (Newark East Side)/Seton Hall
Ben Krikka, Valparaiso	Sr.	F	6-9	Edmonton, Alberta, Canada (Jasper Place)
Malvey Leona, Bradley	Sr.	F	6-9	Utrecht, Netherlands (Mineral Area College)
Zak Montgomery, Bradley	So.	G	6-8	Louisville, Ky. (St. Louis Christian Academy)

*denotes team "captain" as designated by the league's best writers and media panel

LARRY BIRD TROPHY

Presented by



Tucker DeVries, Drake

NEWSOMER OF THE YEAR
Courvailer McCauley, IndSt.

FRESHMAN OF THE YEAR
Cade Tyson, Belmont

DEFENSIVE MVP
Malvey Leona, Bradley

SIXTH-MAN OF THE YEAR
Ja'Shon Henry, Bradley

MVC SCHOLAR-ATHLETE OF THE YEAR

Marcus Domeak, SIU

MOST IMPROVED TEAM CAPTAIN

Tytan Anderson, UNI

MVC COACH OF THE YEAR
Brian Wardle, Bradley

ELITE 17 AWARD
TBD

Scholar-Athlete (1st Tm.)

Marcus Domeak, S. Illinois
Michael Duce, UNI
Ben Krikka, Valparaiso
Rienk Mast, Bradley
Filip Skobalj, UNC

Scholar-Athlete (2nd Tm.)

Trent Brown, Southern Illinois
Trenton Gibson, Indiana State
Connor Hinkman, Bradley
Cade McKnight, Indiana State
Derek Sabin, Belmont

Scholar-Athlete (HM)

Quincy Anderson, Murray St.
James Betz, UNI
Conor Enright, Drake
Antoine Smith Jr., Evansville
Isaiah Walker, Belmont
London Wolf, UNI

All-Tournament

Cooper Neese, Indiana State
Rienk Mast, Bradley
JaShon Henry, Bradley
Roman Penn, Drake

Doug Elgin Award
Tournament MVP
Tucker DeVries, Drake

MSU NATIONAL RANKING HISTORY

ASSOCIATED PRESS POLL

Year	Coach	Rank	Date
1950-51	Coach Harlan Hodges		
20		20	02-27-1951
16		16	03-16-1951 (Final poll)
1951-52	Coach Harlan Hodges		
18		18	12-26-1952
16		16	01-02-1952
1952-53	Coach Harlan Hodges		
17		17	02-17-1953
1970-71	Coach Cal Luther		
19		19	01-26-1971
19		19	02-02-1971
17		17	02-09-1971
17		17	02-16-1971
1997-98	Coach Mark Gottfried		
25		25	03-06-1998
2011-12	Coach Steve Prohm		
24		24	12-12-2011
22		22	12-22-2011
20		20	12-26-2011
19		19	01-02-2012
15		15	01-09-2012
12		12	01-16-2012
11		11	01-23-2012
10		10	01-30-2012
9		9	02-06-2012
16		16	02-13-2012
14		14	02-20-2012
12		12	02-27-2012
11		11	03-05-2012
12		12	FINAL
2014-15	Coach Steve Prohm		
25		25	03-02-2015
2021-22	Coach Matt McMahon		
23		23	02-07-2022
21		21	02-14-2022
19		19	02-21-2022
22		22	02-28-2022
19		19	03-07-2022
20		20	FINAL

WINS OVER A RANKED OPPONENT

Season	Date	Opponent	Opp/MSU Rank	H/A/N	W/L	Score	Notes
1952-53	02-14-1953	Western Ky.	9 --	H	W	77-67	Regular Season
1970-71	01-23-1971	Western Ky.	7 --	H	W	73-71	Regular Season
1981-82	12-07-1981	Notre Dame	19 --	A	W	56-54	Regular Season
1987-88	03-18-1988	NC State	14 --	N	W	78-75	NCAA Tournament (Lincoln, Neb.)
1997-98	12-25-1997	Arkansas	12 --	N	W	94-83	Puerto Rico Holiday Classic
2009-10	03-18-2010	Vanderbilt	21 --	N	W	66-65	NCAA Tournament (San Jose, Calif.)
2011-12	12-11-2011	Memphis	21 --	A	W	76-62	Regular Season
2011-12	02-18-2012	St. Mary's	21 9	H	W	65-51	Regular Season

GAMES AGAINST A RANKED OPPONENT

Season	Date	Opponent	Opp/MSU Rank	H/A/N	W/L	Score	Notes
1998-99	03-11-1999	Ohio State	10 --	N	L	58-72	NCAA Tournament (Indianapolis, Ind.)
2000-01	11-24-2001	Western Ky.	21 --	A	L	77-101	
2001-02	03-15-2002	Georgia	17 --	N	L	68-85	NCAA Tournament (Chicago, Ill.)
2003-04	12-20-2003	Pittsburgh	18 --	A	L	49-70	
2003-04	01-03-2004	Louisville	11 --	A	L	69-91	Freedom Hall
2003-04	03-19-2004	Illinois	13 --	N	L	53-72	NCAA Tournament (Columbus, Ohio)
2005-06	03-17-2006	North Carolina	10 --	N	L	65-69	NCAA Tournament (Dayton, Ohio)
2009-10	03-18-2010	Vanderbilt	21 --	N	W	66-65	NCAA Tournament (San Jose, Calif.)
2009-10	03-20-2010	Butler	10 --	N	L	52-54	NCAA Tournament (San Jose, Calif.)
2011-12	12-11-2011	Memphis	21 --	A	W	76-72	Fed Ex Forum
2011-12	02-12-2012	Saint Mary's	21 9	H	W	65-51	Dick Vitale visit
2011-12	03-17-2012	Marquette	9 11	N	L	53-62	NCAA Tournament (Louisville, Yum! Ctr)
2017-18	03-26-2018	West Virginia	18 --	N	L	68-85	NCAA Tournament (San Diego, Calif.)
2018-19	12-22-2018	Auburn	7 --	A	L	88-93	
2018-19	03-23-2019	Florida State	10 --	N	L	90-62	NCAA Tournament (Hartford, Conn.)
2019-20	11-12-2019	Tennessee	14 --	A	L	82-63	

GAMES AS A RANKED TEAM

Season	Date	Opponent	Opp/MSU Rank	H/A/N	W/L	Score	Notes
1951-52	01-03-1952	Ky Wesleyan	-- 16	H	W	66-64	Regular Season
1951-52	01-05-1952	Dayton	-- 16	A	L	55-69	Regular Season
1951-52	01-07-1952	Eastern Ky.	-- 16	A	L	65-84	Regular Season
1952-53	02-17-1953	Okla. City	-- 17	A	L	37-43	Regular Season
1952-53	02-18-1953	Wichita State	-- 17	A	L	77-87	Regular Season
1952-53	02-21-1953	Eastern Ky.	-- 17	H	L	68-96	Regular Season
1970-71	01-30-1971	Austin Peay	-- 20	A	W	73-71	Regular Season
1970-71	02-06-1971	Austin Peay	-- 19	H	W	90-76	Regular Season
1970-71	02-08-1971	Middle Tenn.	-- 19	A	W	81-58	Regular Season
1970-71	02-13-1971	Morehead St.	-- 17	H	W	89-78	Regular Season
1970-71	02-15-1971	Austin Peay	-- 17	H	L	81-82	Regular Season
1970-71	02-20-1971	East Tenn. St.	-- 17	A	L	65-80	Regular Season
1970-71	02-22-1971	Tenn. Tech	-- 17	A	W	72-69	Regular Season
1997-98	03-06-1998	Rhode Island	-- 23	N	L	74-97	NCAA Tournament(Oklahoma City)
2011-12	02-02-2012	Southeast Missouri	-- 10	H	W	81-73	Regular Season
2011-12	02-04-2012	UT Martin	-- 10	A	W	65-58	Regular Season
2011-12	02-09-2012	Tennessee State	-- 9	H	L	68-72	Regular Season
2011-12	02-11-2012	Austin Peay	-- 9	H	W	82-63	Regular Season
2011-12	02-15-2012	Southeast Missouri	-- 14	A	W	75-66	Regular Season
2011-12	02-18-2012	Saint Mary's	21 16	H	W	65-51	Regular Season
2011-12	02-23-2012	Tennessee State	-- 14	A	W	80-62	Regular Season
2011-12	02-25-2012	Tennessee Tech	-- 14	A	W	69-64	Regular Season
2011-12	03-02-2012	Tennessee Tech	-- 12	N	W	78-58	OVC Tournament
2011-12	03-03-2012	Tennessee State	-- 12	N	W	54-52	OVC Tournament
2011-12	03-15-2012	Colorado State	-- 11	N	W	58-41	NCAA Tournament
2011-12	03-17-2012	Marquette	9 11	N	L	62-53	NCAA Tournament



MSU NATIONAL RANKING HISTORY

USA TODAY POLL

2011-12 Coach Steve Prohm

Rank Date
 22 12-19-2011
 21 12-26-2011
 18 01-02-2012
 14 01-09-2012
 12 01-16-2012
 9 01-23-2012
 9 01-30-2012
 7 02-06-2012
 14 02-13-2012
 12 02-20-2012
 9 02-27-2012
 10 03-05-2012
 16 FINAL

2014-15 Coach Steve Prohm

Rank Date
 24 03-02-2015

2021-22 Coach Matt McMahon

23 02-07-2022
 21 02-14-2022
 21 02-21-2022
 22 02-28-2022
 19 03-07-2022
 22 FINAL

Season	Date	Opponent	Opp/MSU Rank	H/A/N	W/L	Score	Notes
2014-15	03-06-2015	Morehead St.	-- 25	N	W	80-77	OVC Tournament
2014-15	03-07-2015	Belmont	-- 25	N	L	87-88	OVC Tournament
2021-22	02-10-2022	Tennessee State	-- 23	A	W	73-66	Regular Season
2021-22	02-12-2022	Morehead State	-- 23	A	W	57-53	Regular Season
2021-22	02-17-2022	Austin Peay	21	H	W	91-56	Regular Season
2021-22	02-19-2022	UT Martin	-- 19	A	W	62-60	Regular Season
2021-22	02-24-2022	Belmont	-- 19	H	W	76-43	Regular Season
2021-22	02-28-2022	SE Missouri	-- 21	A	W	70-68	Regular Season
2021-22	03-04-2022	SE Missouri	-- 22	N	W	88-74	OVC Tournament
2021-22	03-05-2022	Morehead State	-- 22	N	W	71-67	OVC Tournament
2021-22	03-17-2022	San Francisco	-- 20	N	W	92-87	NCAA Tournament
2021-22	03-19-2022	Saint Peter's	-- 20	N	L	70-60	NCAA Tournament

MSU OVERTIME GAMES

ALL OVERTIME GAMES SINCE 1976 - CHRONOLOGICAL

Overall: 33-24 Home 16-7 Away 12-13 Neutral 5-5

Date	Opponent	H/A/N	W/L	Score	Span
02-09-76	Indiana State	Home	L	68-69	
11-29-83	*Tennessee State	Home	W	65-58	---
02-03-84	*Austin Peay	Home	W	90-85	16
01-14-85	*Youngstown State	Home	W	66-62	25
02-09-85	*#Tennessee Tech	Away	L	51-53	8
02-16-85	Bowling Green	Home	W	70-63	14
12-05-86	1 Southern Cal	Neutral	L	53-54	25
02-07-87	*Morehead State	Home	L	72-84	17
01-05-88	Memphis State	Away	L	70-76	18
01-09-89	Lamar	Home	W	80-78	34
12-09-89	^Southern Illinois	Home	L	108-114	20
12-29-89	2 Texas-San Antonio	Neutral	W	107-101	4
02-19-90	*Tennessee State	Home	W	90-89	13
03-15-90	3 Michigan State	Neutral	L	71-75	8
12-28-90	4 South Alabama	Neutral	W	88-78	13
02-08-92	*Morehead State	Away	W	93-91	41
02-17-92	*Tennessee Tech	Home	W	103-99	3
12-19-92	Evansville	Away	W	87-78	11
01-09-93	*Austin Peay	Away	W	82-76	6
01-30-93	*Tennessee Tech	Home	W	117-112	7
03-01-97	* 5 Austin Peay	Neutral	W	88-85	129
02-03-98	*Middle Tennessee	Away	W	76-71	49
12-30-98	6 Florida State	Neutral	L	76-80	32
02-13-99	*#Eastern Illinois	Home	W	94-89	15
01-18-00	*Austin Peay	Home	L	75-77	22
01-22-00	*Morehead State	Away	W	87-86	2
12-08-00	Ala.-Birmingham	Home	W	84-72	21
02-06-01	*Austin Peay	Home	L	79-84	16
01-24-02	*Morehead State	Away	L	83-92	27
03-07-03	* 7 Austin Peay	Neutral	L	56-59	44
12-07-03	#Western Kentucky	Away	W	100-95	7
01-08-04	*Eastern Kentucky	Home	W	80-78	42
11-19-05	\$Cincinnati	Away	L	75-79	17
12-03-05	Texas-San Antonio	Away	W	89-79	2
02-02-06	*Austin Peay	Away	W	69-68	17
12-07-06	*Eastern Kentucky	Away	L	66-72	21
01-04-07	*Tennessee State	Away	W	86-83	4
02-14-07	*Tennessee State	Home	L	64-60	11
01-03-08	*Eastern Illinois	Away	L	83-80	16
01-31-08	*Austin Peay	Away	L	92-87	9
02-28-09	*Eastern Kentucky	Home	W	70-65	37
11-26-11	# 8 Southern Miss	Neutral	W	90-81	44
02-02-13	*Austin Peay	Home	W	75-68	48
02-20-13	*#Morehead State	Away	W	106-100	5
03-09-13	9 Belmont	Neutral	L	70-68	5
03-01-14	*#Southeast Missouri	Away	L	118-115	28
01-29-15	*Eastern Kentucky	Home	W	85-78	28
02-14-15	*Southeast Missouri	Away	W	94-92	5
12-05-15	Evansville	Home	L	85-81	18
11-29-16	Southern Illinois	Away	L	85-89	29
12-17-16	South Dakota State	Away	L	84-88	5
01-17-17	*Austin Peay	Away	L	81-84	9
02-08-17	*Morehead State	Away	L	100-101	4
03-01-17	* 10 Tennessee Tech	Neutral	W	85-84	6
12-21-19	Evansville	Away	L	76-78	80
01-28-20	*Southeast Missouri	Away	W	96-91	7
03-04-21	11 Jacksonville State	Neutral	L	68-65	37
03-19-22	12 San Francisco	Neutral	W	92-87	33
12-01-22	13 Illinois State	Home	W	70-67	6
12-04-22	Valparaiso	Away	W	77-70	0
02-26-23	Valparaiso	Home	W	77-76	21

^ Triple Overtime # Double Overtime
 \$ Season Opener 1 Wendy's Classic, Bowling Green, Ky.
 2 Lamar Invitational, Beaumont, Texas
 3 NCAA Tournament, 1st round, Knoxville, Tenn.
 4 BMA Holiday Classic, Kansas City, Mo.
 5 OVC Tournament Final, Nashville, Tenn.
 6 Rainbow Classic, Honolulu, Hawaii
 7 OVC Tournament Semi, Nashville, Tenn.
 8 Great Alaska Shootout, Anchorage, Alaska
 9 OVC Tournament Championship, Nashville, Tenn.
 10 OVC Tournament 1st Round, Nashville, Tenn.
 11 OVC Tournament semifinals, Evansville, Ind.
 12 NCAA Tournament 1st round, Indianapolis, Ind.
 13 First game for MSU in the MVC

ALL HOME OVERTIME GAMES SINCE 1976 - CHRONOLOGICAL

Date	Opponent	H/A/N	W/L	Score
02-09-76	Indiana State	Home	L	68-69
11-29-83	Tennessee State	Home	W	65-58
02-03-84	Austin Peay	Home	W	90-85
01-14-85	Youngstown State	Home	W	66-62
02-16-85	Bowling Green	Home	W	70-63
02-07-87	Morehead State	Home	L	72-84
01-09-89	Lamar	Home	W	80-78
12-09-89	Southern Illinois	Home	L 2OT	108-114
02-19-90	Tennessee State	Home	W	90-89
02-17-92	Tennessee Tech	Home	W	103-99
01-30-93	Tennessee Tech	Home	W	117-112
02-13-99	Eastern Illinois	Home	W 2OT	94-89
01-18-00	Austin Peay	Home	L	75-77
12-08-00	Ala.-Birmingham	Home	W	84-72
02-06-01	Austin Peay	Home	L	79-84
01-08-04	Eastern Kentucky	Home	W	80-78
02-14-07	Tennessee State	Home	L	64-60
02-28-09	Eastern Kentucky	Home	W	70-65
02-02-13	Austin Peay	Home	W	75-68
01-29-15	Eastern Kentucky	Home	W	85-78
12-05-15	Evansville	Home	L	85-81
12-01-22	13 Illinois State	Home	W	70-67
02-26-23	Valparaiso	Home	W	77-76

ALL AWAY OVERTIME GAMES SINCE 1976 - CHRONOLOGICAL

Date	Opponent	H/A/N	W/L	Score
02-09-85	Tennessee Tech	Away	L 2OT	51-53
01-05-88	Memphis State	Away	L	70-76
02-08-92	Morehead State	Away	W	93-91
12-19-92	Evansville	Away	W	87-78
01-09-93	Austin Peay	Away	W	82-76
02-03-98	Middle Tennessee	Away	W	76-71
01-22-00	Morehead State	Away	W	87-86
01-24-02	Morehead State	Away	L	83-92
12-07-03	Western Kentucky	Away	W 2OT	100-95
11-19-05	Cincinnati	Away	L	75-79
12-03-05	Texas-San Antonio	Away	W	89-79
02-02-06	Austin Peay	Away	W	69-68
12-07-06	Eastern Kentucky	Away	L	66-72
01-04-07	Tennessee State	Away	W	86-83
01-03-08	Eastern Illinois	Away	L	83-80
01-31-08	Austin Peay	Away	L	92-87
02-20-13	Morehead State	Away	W 2OT	106-100
03-01-14	Southeast Missouri	Away	L 2OT	118-115
02-14-15	Southeast Missouri	Away	W	94-92
11-29-16	Southern Illinois	Away	L	85-89
12-17-16	South Dakota State	Away	L	84-88
01-17-17	Austin Peay	Away	L	81-84
02-08-17	Morehead State	Away	L	100-101

MSU OVERTIME GAMES

12-21-19	Evansville	Away	L	76-78
01-18-20	Southeast Missouri	Away	W	96-91
12-04-23	Valparaiso	Away	W	77-70

ALL NEUTRAL OVERTIME GAMES SINCE 1983

Date	Opponent	H/A/N	W/L	Score
12-05-86	Southern Cal	Neutral	L	53-54
12-29-89	Texas-San Antonio	Neutral	W	107-101
03-15-90	Michigan State	Neutral	L	71-75
12-28-90	South Alabama	Neutral	W	88-78
03-01-97	Austin Peay	Neutral	W	88-85
12-30-98	Florida State	Neutral	L	76-80
03-07-03	Austin Peay	Neutral	L	56-59
11-26-11	Southern Miss	Neutral	W	2OT 90-81
03-09-13	Belmont	Neutral	L	70-68
03-01-17	Tennessee Tech	Neutral	W	85-84

NON-CONFERENCE SINGLE OVERTIME GAMES SINCE 1976

Overall: 9-9 Home: 3-2 Away: 3-4 Neutral: 3-3

Date	Opponent	H/A/N	W/L	Score
02-09-76	Indiana State	Home	L	68-69
02-16-85	Bowling Green	Home	W	70-63
12-05-86	¹ Southern Cal	Neutral	L	53-54
01-05-88	Memphis State	Away	L	70-76
01-09-89	Lamar	Home	W	80-78
12-09-89	Southern Illinois	Home	L	3OT 108-114
12-29-89	² Texas-San Antonio	Neutral	W	107-101
03-15-90	³ Michigan State	Neutral	L	71-75
12-28-90	⁴ South Alabama	Neutral	W	88-78
12-19-92	Evansville	Away	W	87-78
12-30-98	⁵ Florida State	Neutral	L	76-80
12-08-00	Ala.-Birmingham	Home	W	84-72
12-07-03	Western Kentucky	Away	W	2OT 100-95
11-19-05	⁶ Cincinnati	Away	L	75-79
12-03-05	Texas-San Antonio	Away	W	89-79
11-26-11	⁷ Southern Miss	Neutral	W	2OT 90-81
12-05-15	Evansville	Home	L	85-81
11-29-16	Southern Illinois	Away	L	85-89
12-17-16	South Dakota State	Away	L	84-88
12-21-19	Evansville	Away	L	76-78
03-04-21	¹¹ Jacksonville State	Neutral	L	68-65 37
03-19-22	¹² San Francisco	Neutral	W	92-87 33

1 Wendy's Classic, Bowling Green, Ky.

2 Lamar Invitational, Beaumont, Texas

3 NCAA Tournament, 1st round, Knoxville, Tenn.

4 BMA Holiday Classic, Kansas City, Mo.

5 Rainbow Classic, Honolulu, Hawaii

6 Season Opener

7 Great Alaska Shootout, Anchorage, Alaska

11 OVC Tournament semifinals, Evansville, Ind.

12 NCAA Tournament 1st round, Indianapolis, Ind.

NON-CONFERENCE DOUBLE OVERTIME SINCE 1976

Overall: 2-0 Home: 0-0 Away 1-0 Neutral 1-0

Date	Opponent	H/A/N	W/L	Score
12-07-03	Western Kentucky	Away	W	2OT 100-95
11-26-11	¹ Southern Miss	Neutral	W	2OT 90-81

1 Great Alaska Shootout - Anchorage, Ak.

OVC DOUBLE OVERTIME SINCE 1976

Date	Opponent	H/A/N	W/L	Score
02-09-85	Tennessee Tech	Away	L	2OT 51-53
02-13-99	Eastern Illinois	Home	W	2OT 94-89

02-20-13	Morehead State	Away	W	2OT 106-100
03-01-14	Southeast Missouri	Away	L	2OT 118-115

ALL TRIPLE OVERTIME GAMES SINCE IN 1976

12-09-89	[^] Southern Illinois	Home	L	3OT 108-114
----------	--------------------------------	------	---	-------------

MVC OVERTIME SERIES SINCE 1976

Date	Opponent	H/A/N	W/L	Score
------	----------	-------	-----	-------

BELMONT 0-1

03-09-13	¹ Belmont	Neutral	L	70-68
----------	----------------------	---------	---	-------

1 OVC Tournament Championship, Nashville, Tenn.

MVC OVERTIME SERIES SINCE 1976

Date	Opponent	H/A/N	W/L	Score
------	----------	-------	-----	-------

BELMONT 0-1

03-09-13	¹ Belmont	Neutral	L	70-68
----------	----------------------	---------	---	-------

1 OVC Tournament Championship, Nashville, Tenn.

Date	Opponent	H/A/N	W/L	Score
------	----------	-------	-----	-------

EVANSVILLE 0-2

12-05-15	Evansville	Home	L	85-81
12-21-19	Evansville	Away	L	76-78

Date	Opponent	H/A/N	W/L	Score
------	----------	-------	-----	-------

ILLINOIS STATE 1-0

12-01-22	Illinois State	Home	W	70-67
----------	----------------	------	---	-------

1 MSU first game in MVC

Date	Opponent	H/A/N	W/L	Score
------	----------	-------	-----	-------

SOUTHERN ILLINOIS 0-2

12-09-89	Southern Illinois	Home	L	3OT 108-114
11-29-16	Southern Illinois	Away	L	85-89

Date	Opponent	H/A/N	W/L	Score
------	----------	-------	-----	-------

VALPARAISO 2-0

12-03-22	Valparaiso	Away	W	77-70
02-26-23	Valparaiso	Home	W	77-76

MSU OVERTIME GAMES

OVC OVERTIME SERIES SINCE 1976

Date	Opponent	H/A/N	W/L	Score
EASTERN ILLINOIS 5-2				
02-13-99	Eastern Illinois	Home	W	2OT 94-89
01-03-08	Eastern Illinois	Away	L	83-80

EASTERN KENTUCKY 4-1

Date	Opponent	H/A/N	W/L	Score
01-08-04	Eastern Kentucky	Home	W	80-78
12-07-06	Eastern Kentucky	Away	L	66-72
02-28-09	Eastern Kentucky	Home	W	70-65
01-29-15	Eastern Kentucky	Home	W	85-78
01-29-15	Eastern Kentucky	Home	W	85-78

AUSTIN PEAY 5-5

02-03-84	Austin Peay	Home	W	90-85
01-09-93	Austin Peay	Away	W	82-76
03-01-97	² Austin Peay	Neutral	W	88-85
01-18-00	Austin Peay	Home	L	75-77
02-06-01	Austin Peay	Home	L	79-84
03-07-03	² Austin Peay	Neutral	L	56-59
02-02-06	Austin Peay	Away	W	69-68
01-31-08	Austin Peay	Away	L	92-87
02-02-13	Austin Peay	Home	W	75-68
01-17-17	Austin Peay	Away	L	81-84

1 OVC Tournament Final, Nashville, Tenn.

2 OVC Tournament Semi, Nashville, Tenn.

MIDDLE TENNESSEE 1-0

02-03-98	*Middle Tennessee	Away	W	76-71
----------	-------------------	------	---	-------

MOREHEAD STATE 4-3

02-07-87	Morehead State	Home	L	72-84
02-08-92	Morehead State	Away	W	93-91
01-22-00	Morehead State	Away	W	87-86
01-24-02	Morehead State	Away	L	83-92
02-20-13	Morehead State	Away	W	2OT 106-100
02-20-13	Morehead State	Away	W	2OT 106-100
02-08-17	Morehead State	Away	L	100-101

SOUTHEAST MISSOURI 3-1

02-14-15	Southeast Missouri	Away	W	94-92
03-01-14	Southeast Missouri	Away	L	2OT 118-115T
02-14-15	Southeast Missouri	Away	W	94-92
01-18-20	Southeast Missouri	Away	W	96-91

TENNESSEE STATE 3-1

11-29-83	Tennessee State	Home	W	65-58
02-19-90	Tennessee State	Home	W	90-89
01-04-07	Tennessee State	Away	W	86-83
02-14-07	Tennessee State	Home	L	64-60

TENNESSEE TECH 3-1

02-09-85	Tennessee Tech	Away	L	2OT 51-53
02-17-92	Tennessee Tech	Home	W	103-99
01-30-93	Tennessee Tech	Home	W	117-112
03-01-17	¹ Tennessee Tech	Neutral	W	85-84

1 OVC Tournament 1st Round, Nashville, Tenn.

YOUNGSTOWN STATE 1-0

01-14 85	*Youngstown State	Home	W	66-62
----------	-------------------	------	---	-------

MSU/OPPONENT 100 POINT GAMES

Date	Opponent	H/A	W/L	Score	Coach	Date	Opponent	H/A	W/L	Score	Coach
02-04-1950	Middle Tennessee	H	W	100-59	Hodges	12-13-1976	Roosevelt	H	W	102-50	Overton
01-19-1952	Kentucky Wesleyan	A	L	101-103	Hodges	12-15-1976	8Troy State	H	W	102-76	Overton
02-09-1952	LaSalle	A	L	82-105	Hodges	12-21-1976	9UNLV	A	L	77-104	Overton
02-05-1954	Middle Tennessee	A	W	105-83	Hodges	12-05-1977	Kansas	A	L	71-106	Overton
02-13-1954	Western Kentucky	A	L	68-104	Hodges	02-20-1978	Western Kentucky	H	L	100-98	Overton
12-01-1954	Kentucky Wesleyan	H	W	102-92	Hodges	01-10-1979	Louisiana Tech	A	L	88-109	Greene
12-11-1954	1Middle Tennessee	H	W	104-80	Hodges	12-04-1979	*Roosevelt	H	W	106-74	Greene
12-27-1954	Louisville	A	L	83-108	Hodges	01-31-1980	Akron	H	W	100-74	Greene
01-03-1955	Middle Tennessee	A	W	104-73	Hodges	02-02-1980	Tennessee Tech	H	W	100-73	Greene
01-29-1955	Eastern Kentucky	A	L	63-104	Hodges	01-07-1984	Kentucky State	H	W	106-83	Greene
02-07-1955	Morehead State	A	L	78-105	Hodges	12-28-1985	New Orleans	A	L	67-103	Newton
12-19-1955	2Hamline	A	W	111-80	Alexander	12-10-1988	Texas Wesleyan	H	W	102-51	Newton
12-20-1955	2West Texas	A	W	101-76	Alexander	12-09-1989	Southern Illinois	H	L	3OT 108-114	Newton
12-27-1955	2Morehead State	N	W	106-97	Alexander	12-29-1989	*TX-San Antonio	N	W	OT 107-101	Newton
01-11-1956	3Middle Tennessee	H	W	104-82	Alexander	12-17-1990	Prairie View A&M	H	W	103-52	Newton
01-16-1957	Memphis State	A	L	92-105	Alexander	12-21-1990	^U.S. International	N	W	103-55	Newton
02-04-1957	Morehead State	A	L	90-104	Alexander	11-26-1991	*Illinois Tech	H	W	106-66	Edgar
02-01-1960	East Tennessee	H	W	113-68	Luther	11-30-1991	Southern Illinois	H	L	98-109	Edgar
02-11-1961	Eastern Kentucky	A	L	77-110	Luther	12-07-1991	UNC-Asheville	N	W	105-81	Edgar
01-06-1962	Tennessee Tech	A	L	86-102	Luther	01-25-1992	Eastern Kentucky	H	L	90-100	Edgar
02-06-1963	4Middle Tennessee	H	W	109-73	Luther	02-17-1992	Tennessee Tech	H	W	OT 103-99	Edgar
12-14-1963	Chattanooga	H	W	109-88	Luther	02-24-1992	Austin Peay	H	W	105-75	Edgar
12-16-1963	Central Missouri	H	W	111-60	Luther	03-07-1992	Morehead State	N	W	109-77	Edgar
01-04-1964	Loyola (La.)	A	L	88-105	Luther	11-18-1992	10*Indiana	A	L	80-103	Edgar
01-25-1964	Morehead State	H	W	102-89	Luther	01-02-1993	Pikeville	H	W	124-71	Edgar
03-10-1964	5Loyola (Ill.)	N	L	91-101	Luther	01-16-1993	SE Missouri	A	W	111-95	Edgar
12-19-1964	6Arizona State	A	L	96-107	Luther	01-30-1993	Tennessee Tech	H	W	OT 117-112	Edgar
02-13-1965	Eastern Kentucky	A	L	73-103	Luther	02-06-1993	SE Missouri	H	W	100-96	Edgar
02-27-1965	Western Kentucky	H	W	103-91	Luther	02-10-1993	UT Martin	A	W	100-74	Edgar
12-13-1965	7San Fernando St.	H	W	110-79	Luther	12-27-1993	Pikeville	H	W	119-75	Edgar
12-14-1965	7East Carolina	H	W	104-84	Luther	01-08-1994	Morehead State	A	W	116-91	Edgar
01-17-1966	7Eastern Kentucky	A	W	79-78	Luther	01-15-1994	Middle Tennessee	H	W	102-76	Edgar
02-01-1966	Austin Peay	A	W	108-77	Luther	01-17-1994	Tennessee Tech	H	W	102-91	Edgar
02-05-1966	Western Kentucky	H	L	84-101	Luther	02-12-1994	Middle Tennessee	A	W	116-86	Edgar
02-09-1966	Middle Tennessee	H	W	107-81	Luther	03-04-1994	Morehead State	N	W	104-86	Edgar
02-14-1966	East Tennessee	A	L	94-104	Luther	11-30-1994	Campbellsville	H	W	138-88	Edgar
02-19-1966	Eastern Kentucky	H	W	100-91	Luther	12-02-1994	11Troy State	N	W	107-97	Edgar
12-10-1966	Georgia Southern	H	W	121-65	Luther	12-17-1994	12Prairie View A&MN	W	W	116-97	Edgar
12-07-1966	Bradley	A	L	85-108	Luther	12-22-1994	12Pikeville	H	W	105-63	Edgar
12-10-1966	Louisiana College	H	W	105-83	Luther	12-28-1994	12Milligan	H	W	102-82	Edgar
01-02-1967	MacMurray	H	W	100-79	Luther	01-02-1995	12Alcorn State	A	W	111-100	Edgar
01-07-1967	Morehead State	A	L	93-108	Luther	02-11-1995	Tennessee Tech	H	W	114-90	Edgar
02-04-1967	Austin Peay	A	L	94-117	Luther	02-27-1995	UT-Martin	H	W	107-75	Edgar
02-12-1968	Morehead State	A	L	80-101	Luther	11-25-1995	*Berry College	H	W	108-62	Gottfried
02-17-1968	East Tennessee	H	W	105-72	Luther	12-16-1995	Washington, Mo.	H	W	108-87	Gottfried
01-04-1969	Morehead State	A	L	78-111	Luther	12-05-1996	Alcorn State	H	W	107-86	Gottfried
12-17-1969	William Penn	H	W	112-71	Luther	12-07-1996	Campbellsville	H	W	110-80	Gottfried
12-01-1970	*MacMurray	H	W	101-50	Luther	02-20-1997	Eastern Illinois	H	W	106-72	Gottfried
12-07-1970	Illinois College	H	W	113-60	Luther	11-28-1997	13W. Illinois	N	W	106-67	Gottfried
12-14-1970	Federal City	H	W	122-82	Luther	11-29-1997	13Idaho State	N	W	111-64	Gottfried
12-13-1971	Western Carolina	H	W	101-75	Luther	12-18-1997	Campbellsville	H	W	112-70	Gottfried
01-08-1973	William Jewell	H	W	119-88	Luther	01-08-1998	Indiana Southeast	H	W	115-63	Gottfried
02-03-1973	Austin Peay	A	L	76-105	Luther	01-17-1998	SE Missouri	H	W	101-66	Gottfried
12-01-1973	*Kansas	A	L	71-103	Luther	01-31-1998	Tennessee Tech	H	W	109-70	Gottfried
12-15-1973	Cal State-Sonoma	H	W	104-68	Luther	12-05-1998	Eastern Kentucky	A	W	108-66	Anderson
12-11-1974	Arkansas College	H	W	115-91	Luther	12-11-1999	Alabama State	H	W	113-95	Anderson
01-13-1975	Eastern Kentucky	A	L	95-104	Luther	02-17-1999	Eastern Kentucky	H	W	101-68	Anderson
02-17-1975	Tennessee Tech	A	L	93-103	Luther	11-20-2000	*Gardner-Webb	H	W	103-76	Anderson
12-29-1975	Memphis State	A	L	83-109	Overton	01-30-2001	Tennessee State	A	W	102-83	Anderson
11-26-1976	*New Orleans	A	L	76-105	Overton	02-27-2001	14Tennessee State	H	W	114-100	Anderson

MSU/OPPONENT 100 POINT GAMES

11-17-2001	*West Florida	H	W	100-61	Anderson
11-19-2001	Colorado Springs	H	W	109-44	Anderson
11-24-2001	Western Kentucky	A	L	77-101	Anderson
12-20-2001	Tennessee State	H	W	103-72	Anderson
02-26-2002	14Eastern Illinois	H	W	103-56	Anderson
02-24-2002	Tennessee State	H	W	100-79	Anderson
12-07-2003	Western Kentucky	A	W	2OT 100-95	Cronin
12-13-2003	Chicago State	H	W	100-80	Cronin
01-02-2004	AL-Birmingham	A	L	80-100	Cronin
11-28-2009	Tenn. Wesleyan	H	W	108-49	Kennedy
02-20-2013	Morehead State	A	W	2OT 106-100	Prohm
03-01-2014	SE Missouri	A	L	2OT 118-115	Prohm
12-03-2014	Bethel	H	W	102-66	Prohm
11-13-2015	*Harris-Stowe	H	W	105-55	McMahon
12-30-2015	Brescia	H	W	101-75	McMahon
12-12-2016	Bethel	H	W	103-65	McMahon
02-08-2017	Morehead State	A	L	OT 100-101	McMahon
02-11-2017	Austin Peay	H	W	102-58	McMahon
11-10-2017	*Brescia	H	W	118-61	McMahon
12-16-2017	Marist	H	W	100-63	McMahon
11-16-2018	Spalding	H	W	106-36	McMahon
12-29-2018	Bethel	H	W	110-82	McMahon
01-26-2019	Tennessee State	H	W	100-62	McMahon
02-16-2019	Eastern Kentucky	A	W	102-70	McMahon
02-23-2019	SE Missouri	H	W	103-67	McMahon
11-16-2019	Brescia	H	W	114-48	McMahon
11-29-2020	Greenville	H	W	173-95	McMahon
11-09-2021	Cumberland (TN)	H	W	109-77	McMahon
12-15-2021	Tenn. Wesleyan	H	W	118-48	McMahon
12-30-2021	SE Missouri	H	W	106-81	McMahon

Racers' score always listed first

* - Season Opener

BOLD are wins

1 - First game at Racer Arena

2 - 3 straight 100-point games

3 - Louisville, Ky.

4 - Final game of the season

5 - NCAA Tourn., Evanston, Ill.

6 - Sun Devil Classic, Tempe, Ariz.

7 - 3 straight 100-point games

8 - Tip-Off Tourn., New Orleans

9 - Las Vegas Classic

10 - Preseason NIT

11 - East Coast Cl., Wilmington, NC

12 - U.S. Air Cl., Dayton

12 - 4 straight 100-point games

13 - Racer Thanksgiving Tourn, Murray

14 - OVC Tournament, Murray

MSU SEASON OPENERS AND HOME OPENERS

SEASON OPENERS

1948	Kentucky Wesleyan	Home	Won	56-49
1949	Illinois College	Home	Won	80-42
1950	SE Louisiana	Home	Won	86-44
1951	SE Louisiana	Home	Won	75-57
1952	Evansville	Away	Won	80-79
1953	Seina	Away	Lost	62-49
1954	Kentucky Wesleyan	Home	Won	102-92
1955	Tennessee Tech	Home	Won	95-82
1956	Kentucky Wesleyan	Away	Won	81-77
1957	Kentucky Wesleyan	Home	Won	80-69
1958	Texas Wesleyan	Home	Won	70-56
1959	Union, Tenn.	Home	Won	96-69
1960	Abilene Christian	Home	Won	84-59
1961	Miss. Southern	Home	Won	77-55
1962	New Mexico State	Home	Won	90-55
1963	McKendree	Home	Won	83-68
1964	Arkansas State	Home	Won	73-71
1965	Parsons	Home	Won	101-88
1966	Georgia Southern	Home	Won	121-65
1967	1Austin Peay	Neutral	Won	77-68
1968	Texas-Arlington	Home	Won	91-83
1969	Tenn. Wesleyan	Home	Won	83-51
1970	McMurray	Home	Won	101-50
1971	Arkansas Tech	Home	Won	79-66
1972	Samford	Home	Won	99-79
1973	Kansas	Away	Lost	103-71
1974	Baylor	Away	Won	86-76
1975	Kansas	Away	Lost	83-56
1976	2New Orleans	Away	Lost	105-76
1977	Ark-Pine Bluff	Home	Won	78-74
1978	Tenn. Wesleyan	Home	Lost	81-70
1979	Roosevelt	Home	Won	106-74
1980	Indiana	Road	Lost	59-41
1981	UMKC	Home	Won	86-61
1982	WV Tech	Home	Lost	84-75
1983	UMKC	Home	Won	80-49
1984	WV Tech	Home	Won	78-62
1985	William Penn	Home	Won	78-53
1986	William Penn	Home	Won	79-50
1987	William Penn	Home	Won	97-49
1988	Oakland City	Home	Won	68-49
1989	Western KY	Road	Won	66-64
1990	3Bucknell	Road	Won	81-68
1991	Illinois Tech	Home	Won	106-66
1992	4Indiana	Road	Lost	103-80
1993	Arkansas	Road	Lost	93-67
1994	Campbellsville	Home	Won	138-88
1995	Berry College	Home	Won	108-62
1996	Belmont	Home	Won	84-45
1997	Dayton	Road	Won	76-69
1998	SIU	Home	Won	65-62
1999	Colo-Springs	Home	Won	90-63
2000	Gardner-Webb	Home	Won	103-76
2001	West Florida	Home	Won	100-61
2002	West Florida	Home	Won	87-66
2003	Wagner	Home	Won	92-68
2004	SIUE	Home	Won	75-67
2005	Cincinnati	Road	Lost	79-75 OT
2006	5San Diego State	Neutral	Lost	87-84
2007	Rider	Home	Won	66-65
2008	Lyon College	Home	Won	84-46
2009	6California	Away	Lost	75-70
2010	East Tennessee State	Home	Won	50-39
2011	Harris-Stowe	Home	Won	76-49
2012	Brescia	Home	Won	88-43

HOME OPENERS

1948	^ Kentucky Wesleyan	Won	56-49
1949	^ Illinois College	Won	80-42
1950	^ SE Louisiana	Won	86-44
1951	^ SE Louisiana	Won	75-57
1952	^ Tenn. Tech	Won	92-82
1953	Evansville	Won	94-88
1954	^ Kentucky Wesleyan	Won	102-92
1955	^ Tenn. Tech	Won	95-82
1956	West Texas	Won	74-65
1957	^ Kentucky Wesleyan	Won	80-69
1958	^ Texas Wesleyan	Won	70-56
1959	^ Union, Tenn.	Won	96-69
1960	^ Abilene Christian	Won	84-59
1961	^ Miss. Southern	Won	77-55
1962	^ New Mexico State	Won	90-56
1963	^ McKendree	Won	83-68
1964	^ Arkansas State	Won	73-71
1965	^ Parsons	Won	101-88
1966	^ Georgia Southern	Won	121-66
1967	Louisiana College	Won	64-50
1968	^ Texas-Arlington	Won	91-83
1969	^ Tenn. Wesleyan	Won	83-51
1970	^ MacMurray	Won	101-50
1971	^ Arkansas Tech	Won	79-66
1972	^ Samford	Won	99-79
1973	Howard Payne	Won	82-78
1974	Tenn. Wesleyan	Won	79-62
1975	Fort Lewis	Won	75-60
1976	Butler	Won	85-70
1977	^ Ark. Pine Bluff	Won	78-74
1978	^ Tenn. Wesleyan	Lost	81-70
1979	^ Roosevelt	Won	106-74
1980	Quincy	Won	82-69
1981	^ UMKC	Won	66-61
1982	^ W. Va. Tech	Lost	84-75
1983	^ UMKC	Won	80-49
1984	^ W. Va. Tech	Won	78-62
1985	^ William Penn	Won	78-53
1986	^ William Penn	Won	79-50
1987	^ William Penn	Won	97-49
1988	^ Oakland City	Won	68-49
1989	Southern Illinois	Lost	114-108 3OT
1990	Georgia Southern	Won	78-61
1991	^ Illinois Tech	Won	106-66
1992	Campbellsville	Won	93-80
1993	Campbellsville	Won	89-71
1994	^ Campbellsville	Won	138-88
1995	^ Berry	Won	108-62
1996	^ Belmont	Won	84-45
1997	Belmont	Won	75-69
1998	^ SIU	Won	65-62
1999	^ Colo-Springs	Won	90-63
2000	^ Gardner-Webb	Won	103-76
2001	^ W. Florida	Won	100-61
2002	^ W. Florida	Won	87-66
2003	^ Wagner	Won	92-68
2004	^ SIUE	Won	75-67
2005	Campbellsville	Won	76-51
2006	Belhaven	Won	73-72
2007	^ Rider	Won	66-65
2008	^ Lyon College	Won	84-46
2009	UMSL	Won	92-54
2010	^ East Tennessee State	Won	50-39
2011	^ Harris-Stowe	Won	76-49
2012	^ Brescia	Won	88-43

MSU SEASON OPENERS AND HOME OPENERS

SEASON OPENERS

2013	Valparaiso	Away	Lost	77-74
2014	Houston	Home	Lost	77-74
2015	Harris-Stowe	Home	Won	105-55
2016	Illinois State	Home	Won	73-70
2017	Brescia	Home	Won	118-61
2018	Brescia	Home	Won	99-61
2019	Southern	Home	Won	69-49
2020	Greenville	Home	Won	173-95
2021	Cumberland (TN)	Home	Won	109-77
2022	Saint Louis	Away	Lost	91-68

1 OVC Tournament, quarterfinal, Nashville, Tenn.

2 Tip Off Classic, New Orleans, La.

3 Puerto Rico Shootout

4 Preseason NIT

5 St. Mary's CA Tournament

6 Coaches vs Cancer Classic

HOME OPENERS

2013	Brescia		Won	97-69
2014	^ Houston		Lost	77-74
2015	^ Harris-Stowe		Won	105-55
2016	^ Illinois State		Won	73-70
2017	^ Brescia		Won	118-61
2018	^ Brescia		Won	99-61
2019	^ Southern	Home	Won	69-49
2020	^ Greenville	Home	Won	173-95
2021	^Cumberland (TN)	Home	Won	109-77
2022	Lindsey Wilson	Home	Won	90-53

^ Also season opener

NCAA ALL-TIME WINNINGEST PROGRAMS

BY VICTORIES

(Minimum 25 years in Division I)

No.	Team	First Season	Yrs.	Won	Lost	Tied	Pct.
1.	Kentucky	1902-03	120	2,375	748	1	.760
2.	Kansas	1898-99	125	2,370	885	0	.728
3.	North Carolina	1910-11	113	2,343	852	0	.733
4.	Duke	1905-06	118	2,273	920	0	.712
5.	UCLA	1919-20	104	1,986	888	0	.691
6.	Temple	1894-95	127	1,977	1,137	0	.635
7.	Syracuse	1900-01	122	1,973	964	0	.672
8.	Notre Dame	1896-97	120	1,950	1,089	2	.642
9.	St. John's (NY)	1907-08	116	1,922	1,085	0	.639
10.	Indiana	1900-01	123	1,912	1,103	0	.634
11.	Purdue	1896-97	125	1,895	1,075	0	.638
12.	Cincinnati	1901-02	122	1,889	1,064	0	.640
13.	Texas	1905-06	117	1,879	1,126	0	.625
14.	Illinois	1905-06	118	1,878	1,052	0	.641
15.	Utah	1908-09	115	1,875	1,067	0	.637
16.	Western Ky.	1914-15	104	1,872	973	0	.658
17.	BYU	1902-03	121	1,869	1,134	0	.622
18.	Villanova	1920-21	103	1,864	973	0	.657
19.	Arizona	1904-05	118	1,862	977	1	.656
20.	West Virginia	1903-04	114	1,846	1,152	0	.616
21.	Washington	1895-96	121	1,845	1,253	0	.596
22.	Penn	1896-97	122	1,835	1,152	2	.614
23.	Michigan St.	1898-99	124	1,811	1,141	0	.613
24.	Princeton	1900-01	122	1,807	1,119	0	.618
25.	UConn	1900-01	120	1,800	1,012	0	.640
26.	Oregon St.	1901-02	122	1,797	1,425	0	.558
27.	NC State	1912-13	111	1,790	1,121	0	.615
28.	Gonzaga	1907-08	115	1,789	1,111	0	.617
29.	Arkansas	1923-24	100	1,783	997	0	.641
30.	Louisville	1911-12	109	1,776	987	0	.643
31.	Ohio St.	1898-99	122	1,768	1,134	0	.609
32.	Alabama	1912-13	110	1,767	1,087	1	.619
33.	Oklahoma	1907-08	116	1,756	1,137	0	.607
34.	Oregon	1902-03	118	1,754	1,407	0	.555
35.	Bradley	1902-03	119	1,746	1,253	0	.582
36.	Tennessee	1908-09	114	1,743	1,094	2	.614
37.	Missouri St.	1908-09	111	1,743	1,041	0	.626
38.	Iowa	1901-02	122	1,739	1,202	0	.591
39.	Oklahoma St.	1907-08	114	1,736	1,229	0	.585
40.	Dayton	1903-04	118	1,734	1,153	0	.601
41.	Murray St.	1925-26	98	1,724	934	0	.649
42.	Kansas St.	1902-03	119	1,721	1,223	0	.585
43.	Virginia	1905-06	118	1,719	1,204	1	.588
44.	Marquette	1916-17	106	1,713	1,052	0	.620
45.	Georgetown	1906-07	115	1,713	1,133	0	.602
46.	Southern California	1906-07	117	1,698	1,243	0	.577
47.	Akron	1901-02	122	1,693	1,068	0	.613
48.	Utah St.	1903-04	117	1,686	1,149	0	.595
49.	Creighton	1911-12	106	1,685	1,089	0	.607
50.	Missouri Wisconsin	1906-07 1898-99	117 125	1,683 1,683	1,221 1,275	0 0	.580 .569

BY PERCENTAGE

(Minimum 25 years in Division I)

No.	Team	First Season	Yrs.	Won	Lost	Tied	Pct.
1.	Kentucky	1902-03	120	2,375	748	1	.760
2.	North Carolina	1910-11	113	2,343	852	0	.733
3.	Kansas	1898-99	125	2,370	885	0	.728
4.	Duke	1905-06	118	2,273	920	0	.712
5.	UCLA	1919-20	104	1,986	888	0	.691
6.	UNLV	1958-59	65	1,328	614	0	.684
7.	Syracuse	1900-01	122	1,973	964	0	.672
8.	Western Ky.	1914-15	104	1,872	973	0	.658
9.	Villanova	1920-21	103	1,864	973	0	.657
10.	Arizona	1904-05	118	1,862	977	1	.656
11.	VCU	1970-71	53	1,051	554	0	.655
12.	Murray St.	1925-26	98	1,724	934	0	.649
13.	Norfolk St.	1953-54	70	1,302	718	0	.645
14.	Louisville	1911-12	109	1,776	987	0	.643
15.	Notre Dame	1896-97	120	1,950	1,089	2	.642
16.	Arkansas	1923-24	100	1,783	997	0	.641
17.	Illinois	1905-06	118	1,878	1,052	0	.641
18.	UConn	1900-01	120	1,800	1,012	0	.640
19.	Cincinnati	1901-02	122	1,889	1,064	0	.640
20.	St. John's (NY)	1907-08	116	1,922	1,085	0	.639
21.	Purdue	1896-97	125	1,895	1,075	0	.638
22.	Utah	1908-09	115	1,875	1,067	0	.637
23.	Temple	1894-95	127	1,977	1,137	0	.635
24.	Indiana	1900-01	123	1,912	1,103	0	.634
25.	Lipscomb	1936-37	73	1,298	750	0	.634
26.	Memphis	1920-21	102	1,651	955	1	.633
27.	UAB	1978-79	45	913	536	0	.630
28.	Weber St.	1962-63	61	1,130	665	0	.630
29.	Missouri St.	1908-09	111	1,743	1,041	0	.626
30.	Texas	1905-06	117	1,879	1,126	0	.625
31.	BYU	1902-03	121	1,869	1,134	0	.622
32.	Marquette	1916-17	106	1,713	1,052	0	.620
33.	Alabama	1912-13	110	1,767	1,087	1	.619
34.	Princeton	1900-01	122	1,807	1,119	0	.618
35.	Gonzaga	1907-08	115	1,789	1,111	0	.617
36.	West Virginia	1903-04	114	1,846	1,152	0	.616
37.	Houston	1945-46	78	1,401	876	0	.615
38.	NC State	1912-13	111	1,790	1,121	0	.615
39.	Tennessee	1908-09	114	1,743	1,094	2	.614
40.	Penn	1896-97	122	1,835	1,152	2	.614
41.	Michigan St.	1898-99	124	1,811	1,141	0	.613
42.	Akron	1901-02	122	1,693	1,068	0	.613
43.	Old Dominion	1950-51	73	1,246	796	0	.610
44.	Ohio St.	1898-99	122	1,768	1,134	0	.609
45.	Creighton	1911-12	106	1,685	1,089	0	.607
46.	Oklahoma	1907-08	116	1,756	1,137	0	.607
47.	SFA	1924-25	97	1,464	958	0	.604
48.	Georgetown	1906-07	115	1,713	1,133	0	.602
49.	Dayton	1903-04	118	1,734	1,153	0	.601
50.	Xavier	1919-20	102	1,572	1,049	0	.600

ALL-TIME REGULAR SEASON TOURNAMENTS

1944 Midwest Tournament	Terre Haute	1978 Poinsettia Classic	Greenville, S.C.	1990 Citizens Bank Classic	Jonesboro
Loras Neutral Won 39-38		Ga. Southern Neutral Lost 87-84		Texas Southern Neutral Won 79-65	
Morehead State Neutral Won 54-34		Yale Neutral Lost 71-63		Arkansas State Neutral Lost 62-62	
Eastern Illinois Neutral Won 37-29					
1945 Midwest Tournament	Terre Haute	1979 McDonald's Classic	Wichita	1990 U.S Air Classic	Dayton
Eastern Illinois Neutral Lost 46-44		TX Pan Am Neutral Lost 67-65		US International Neutral Won 103-55	
		San Francisco Neutral Won 74-43		Wright State Neutral Lost 79-76	
1948 Midwest Tournament	Terre Haute	1980 Champions Classic	Missoula	1990 BMA Holiday Classic	Kansas City
NE Missouri Neutral Lost 49-46		Gonzaga Neutral Lost 72-52		South Alabama Neutral Won 88-78	
		Maine Neutral Lost 78-65		Kansas State Neutral Lost 67-50	
1950 Marshall Invitational	Huntington	1981 Holiday Tournament	Evansville	1991 Hatter Classic	Deland, Fla.
Marshall Away Won 73-54		Eastern Illinois Neutral Won 71-70		Monmouth Neutral Lost 68-67	
West Texas Neutral Won 52-44		Evansville Away Lost 77-58		UNC Asheville Neutral Won 105-81	
1954 Kentucky Invitational	Louisville	1982 UAB Classic	Birmingham	1992 Preseason NIT	Bloomington
Louisville Away Lost 108-83		Fordham Neutral Won 93-63		Indiana Away Lost 103-80	
Western Kentucky Neutral Lost 89-89		UAB Away Won 81-75			
1955 Kentucky Invitational	Louisville	1983 Show Me Classic	Columbia, Mo.	1992 U.S. Cellular Classic	Seattle
Morehead State Neutral Won 106-97		TX Pan Am Neutral Lost 67-53		Rice Neutral Lost 89-78	
Eastern Kentucky Neutral Won 98-87		Samford Neutral Lost 52-50		Boise State Neutral Lost 94-82	
Western Kentucky Neutral Won 74-69					
1957 Evansville Tournament	Evansville	1984 Far West Classic	Portland	1993 Toledo Invitational	Toledo
Fresno State Neutral Lost 72-61		Fresno State Neutral Lost 46-44		Columbia Neutral Won 82-66	
William & Mary Neutral Lost 76-66		Penn Neutral Won 66-54		Toledo Away Lost 94-82	
		Portland Away Won 71-49			
1958 Gulf South Classic	Shreveport	1985 Illini Classic	Champaign	1994 East Coast Classic	Wilmington
Centenary Away Lost 66-60		Utah State Neutral Lost 75-74		Troy Neutral Won 107-97	
Spring Hill Neutral Won 76-58		Eastern Kentucky Neutral Won 63-61		UNCW Neutral Lost 81-73	
William & Mary Neutral Lost 64-62					
1958 Senior Bowl Tournament	Mobile	1986 Wendy's Classic	Bowling Green, Ky.	1994 U.S. Air Classic	Dayton
Spring Hill Neutral Lost 80-73		Southern Cal Neutral OT Lost 54-53		Youngstown State Neutral Lost 53-48	
Tennessee Tech Neutral Won 74-71		Mercer Neutral Lost 51-50		Prairie View Neutral Won 116-97	
1959 MSU Invitational	Murray, Ky.	1986 Bayou Classic	Lafayette, La.	1995 Purdue Classic	West Lafayette, Ind.
Memphis Home Lost 70-57		Chattanooga Neutral Won 76-67		Drexel Neutral Won 76-75	
Baylor Home Lost 71-67		SW Louisiana Away Won 81-70		Purdue Home Lost 88-76	
1962 Gulf South Classic	Shreveport	1987 Longhorn Classic	Birmingham	1997 Racer Thanksgiving Classic	Murray
Centenary Away Lost 81-69		Utah State Neutral Lost 74-57		Western Illinois Home Won 106-67	
Louisiana Tech Neutral Won 69-61		Texas Pan Am Neutral Lost 60-57		Idaho State Home Won 111-64	
Memphis Neutral Lost 69-67					
1964 Sun Devil Classic	Tempe, Ariz.	1987 Bayou Classic	Lafayette, La.	1997 Puerto Rico Holiday Classic	San Juan
Texas Western Neutral Won 65-58		E. Washington Neutral Won 84-67		Michigan Neutral Lost 76-53	
Arizona State Away Lost 107-96		SW Louisiana Away Lost 64-62		Arkansas Neutral Won 94-83	
				Iowa State Neutral Won 84-76	
1971 Evansville Tournament	Evansville	1988 WKU Invitational	Bowling Green, Ky.	1998 Sooner Classic	Norman
Pacific Neutral Won 90-87		Tulsa Neutral Won 96-83		Little Rock Neutral Won 91-66	
Evansville Away Lost 91-83		Western Kentucky Away Lost 79-75		Oklahoma Away Won 68-64	
1972 Queen City Tournament	Buffalo	1988 UAB Classic	Birmingham	1998 Rainbow Classic	Honolulu
Fairfield Neutral Won 88-83		Louisiana Tech Neutral Lost 87-69		Charlotte Neutral Lost 75-68	
Canisius Away Lost 90-79		Florida A&M Neutral Won 62-58		SW Louisiana Neutral Won 81-68	
				Florida State Neutral OT Lost 80-76	
1973 Oral Roberts Tournament	Tulsa	1989 Lamar Classic	Beaumont, Texas	1999 Hoop & Quill Classic	St. Louis
Rhode Island Neutral Won 73-64		San Antonio Neutral OT Won 107-101		Rutgers Neutral Won 87-83	
Oral Roberts Away Lost 86-83		Lamar Away Won 88-81		Valparaiso Neutral Won 78-58	
				Southern Miss. Neutral Lost 65-62	
1976 Tip-Off Tournament	New Orleans	1989 McDonnell Classic	Melbourne, Fla.	2001 Jim Thorpe Classic	Louisville
New Orleans Away Lost 105-76		Alcorn State Neutral Won 72-50		Virginia Tech Neutral Won 66-63	
NE Louisiana Neutral Won 83-82		Florida Tech Neutral Won 72-62		Louisville Away Lost 84-69	
1976 Las Vegas Classic	Las Vegas	1990 Puerto Rico Classic	San Juan	2003 Pittsburgh Classic	
UNLV Away Lost 104-77		Bucknell Neutral Won 81-68		Wagner Home Won 92-68	
Bradley Neutral Won 83-80		Old Dominion Neutral Won 76-61		Chicago State Home Won 100-80	
		Nebraska Neutral Won 81-79		Pittsburgh Away Lost 70-49	
1977 Poinsettia Classic	Greenville, S.C.			Georgetown Coll. Neutral Won 78-64	
New Orleans Neutral Lost 59-52				Wagner & CSU played in Murray, other two games played in Pittsburgh	
Mercer Neutral Won 85-83					

ALL-TIME REGULAR SEASON TOURNAMENTS

2004 St. Mary's Classic	Moraga, Calif.	
UC Davis Neutral	Won 66-43	
St. Mary's (CA) Away	Lost 75-62	
2006 Shamrock Classic	Moraga, Calif.	
San Diego State Neutral	Lost 87-84	
Seattle-Pacific Neutral	Lost 76-68	
St. Mary's (CA) Away	Lost 62-44	
2007 Dr. Pepper Classic	Chattanooga	
Chattanooga Away	Lost 74-50	
Belmont Away	Lost 84-67	
2008 San Juan Shootout	San Juan	
South Florida Neutral	Lost 73-64	
Oral Roberts Neutral	Won 78-76	
Wright State Neutral	Lost 57-41	
2009 Coaches vs Cancer Classic		
California Away	Lost 75-70	
James Madison Neutral	Won 71-43	
NC Central Neutral	Won 84-61	
Fla. International Away	Won 84-71	
Cal game played in Berkeley, Calif. Other games played at FIU in Miami		
2010 Anaheim Classic	Anaheim, Calif.	
Stanford Neutral	Won 55-52	
UNLV Neutral	Lost 69-55	
Oklahoma State Neutral	Lost 66-49	
2011 Great Alaska Shootout	Anchorage	
AK-Anchorage Away	Won 64-62	
San Francisco Neutral	Won 70-67	
Southern Miss Neutral	Won 90-81	
2012 Charleston Classic	Charleston, S.C.	
Auburn Neutral	Won 70-59	
St. John's Neutral	Won 72-67	
Colorado Neutral	Lost 81-74	
2014 Challenge In Music City	Nashville	
Portland Neutral	Lost 64-61	
Valparaiso Neutral	Lost 93-58	
Drake Neutral	Won 68-59	
2015 Gulf Coast Showcase	Estero, Fla.	
Milwaukee Neutral	Won 66-63	
Pepperdine Neutral	Won 59-55	
Weber State Neutral	Lost 75-59	
2016 Bill Frack Tournament	Bowling Gr., OH	
Green Bay Neutral	Won 93-77	
UMKC Neutral	Lost 85-74	
Bowling Green Neutral	Lost 78-77	
2019 Gulf Coast Showcase	Estero, Fla.	
La Salle Neutral	Lost 75-64	
Weber State Neutral	Won 69-68	
Drake Neutral	Lost 63-53	
2022 Naples Invitational	Naples, Fla.	
East Tennessee Neutral	Lost 66-58	
Long Beach Neutral	Won 80-43	
James Madison Neutral	Won 74-62	
2023 Myrtle Beach Invitational	S.C.	
Texas A&M Neutral	Won 88-79	
UMass Neutral	Lost 71-69	
Tulsa Neutral	Won 77-60	

TOURNAMENT RECORDS		
1944	Midwest Tournament	3-0 Mountjoy
1945	Midwest Tournament	0-1 Miller
1948	Midwest Tournament	0-1 Miller
1950	Marshall Invitational	2-0 Hodges
1954	Kentucky Invitational	0-2 Alexander
1955	Kentucky Invitational	3-0 Alexander
1957	Evansville Tournament	0-2 Alexander
1958	Gulf South Classic	1-2 Luther
1958	Senior Bowl Tournament	1-1 Luther
1959	MSU Invitational	0-2 Luther
1962	Gulf South Classic	1-2 Luther
1964	Sun Devil Classic	1-1 Luther
1971	Evansville Tournament	1-1 Luther
1972	Queen City Tournament	1-1 Luther
1973	Oral Roberts Tournament	1-1 Luther
1976	Tip-Off Tournament	1-1 Overton
1976	Las Vegas Classic	1-1 Overton
1977	Poinsettia Classic	1-1 Overton
1978	Poinsettia Classic	0-2 Greene
1979	McDonald's Classic	1-1 Greene
1980	Champions Classic	0-2 Greene
1981	Holiday Tournament	1-1 Greene
1982	UAB Classic	2-0 Greene
1983	Show Me Classic	0-2 Greene
1984	Far West Classic	2-1 Greene
1985	Illini Classic	1-1 Greene
1986	Wendy's Classic	0-2 Newton
1986	Bayou Classic	2-0 Newton
1987	Longhorn Classic	0-2 Newton
1987	Bayou Classic	1-1 Newton
1988	WKU Invitational	1-1 Newton
1988	UAB Classic	1-1 Newton
1989	Lamar Classic	2-0 Newton
1989	McDonnell Classic	2-0 Newton
1990	Puerto Rico Classic	3-0 Newton
1990	Citizens Bank Classic	1-1 Newton
1990	U.S. Air Classic	1-1 Newton
1990	BMA Holiday Classic	1-1 Newton
1991	Hatter Classic	1-1 Edgar
1992	Preseason NIT	0-1 Edgar
1992	U.S. Cellular Classic	0-2 Edgar
1993	Toledo Invitational	1-1 Edgar
1994	East Coast Classic	1-1 Edgar
1994	U.S. Air Classic	1-1 Edgar
1995	Purdue Classic	1-1 Gottfried
1997	Racer Thanksgiving Classic	2-0 Gottfried
1997	Puerto Rico Holiday Classic	2-1 Gottfried
1998	Sooner Classic	2-0 Anderson
1998	Rainbow Classic	1-2 Anderson
1999	Hoop & Quill Classic	2-1 Anderson
2001	Jim Thorpe Classic	1-1 Anderson
2003	Pittsburgh Classic	3-1 Cronin
2004	St. Mary's Classic	1-1 Cronin
2006	Shamrock Classic	0-3 Kennedy
2007	Dr. Pepper Classic	0-2 Kennedy
2008	San Juan Shootout	1-2 Kennedy
2009	Coaches vs Cancer Classic	3-1 Kennedy
2010	Anaheim Classic	1-2 Kennedy
2011	Great Alaska Shootout	3-0 Prohm
2012	Charleston Classic	2-1 Prohm
2014	Challenge In Music City	1-2 Prohm
2015	Gulf Coast Showcase	2-1 McMahan
2016	Bill Frack Tournament	1-2 McMahan
2019	Gulf Coast Showcase	1-2 McMahan
2022	Naples Invitational	2-1 McMahan
2023	Myrtle Beach Invitational	2-1 Prohm

TEAM SINGLE GAME RECORDS

MOST POINTS**First Half by MSU**

87	Greenville	Home	11-29-2020
62	Illinois College	Home	12-07-1970
62	Berry College	Home	11-25-1995
62	Spalding	Home	11-16-2018
59	SE Missouri	Home	12-30-2021

Second Half by MSU

86	Greenville	Home	11-29-2020
81	Campbellsville	Home	11-30-1994
65	Tenn. Wesleyan	Home	12-15-2021

Game by MSU

173	Greenville	Home	11-29-2020
138	Campbellsville	Home	11-30-1994
124	Pikeville	Home	01-02-1994
122	Federal City	Home	12-14-1970
121	Georgia Southern	Home	12-10-1994
119	William Jewell	Home	01-08-1973
119	Pikeville	Home	12-27-1993
118	Tenn. Wesleyan	Home	12-15-2021
118	Brescia	Home	11-10-2017

Game by Opponent

117	Austin Peay	Away	02-04-1967
115	SE Missouri	Away 2OT	03-01-2014
114	Southern Illinois	Home 3OT	12-09-1989
112	Tennessee Tech	Home OT	01-30-1993
111	Morehead State	Away	01-04-1989
110	Eastern Kentucky	Away	02-11-1961
109	Southern Illinois	Home	11-30-1991
109	Memphis	Away	12-29-1975
109	Louisiana Tech	Away	01-10-1979

Both Teams

268	Greenville (MSU 173-95)	Home	11-29-2020
233	SEMO (SEMO 118-115 2OT)	Away	03-02-2014
229	Tenn. Tech (MSU 117-112OT)	Home	01-30-1993
226	Campbellsville (MSU 138-88)	H	11-30-1994
222	SIU (SIU 114-108 3OT)	Home	12-09-1989
214	TSU (MSU 114-100)	Home	02-27-2001
213	PVAM (MSU 116-97)	Neutral	12-17-1994

FEWEST POINTS**Game by MSU**

14	Will-Mayfield	Home	01-17-1926
----	---------------	------	------------

By Opponent

13	Union (TN)	Home	01-30-1926
----	------------	------	------------

Both Teams

31	Union (TN)	Home	01-29-1926
----	------------	------	------------

HIGHEST WINNING MARGIN**Game by MSU**

+68	Camp Campbell	H	11-26-1946
-----	---------------	---	------------

Vs NCAA D-I

+52	Morehead State	H	92-40	12-10-2005
+51	Prairie View	H	103-52	12-17-1990
+47	Eastern Illinois	H	103-56	02-26-2001
+47	Idaho State	H	111-64	11-29-1997

On Road by MSU

+48	UT Martin	Away	01-28-1930
-----	-----------	------	------------

Neutral Site by MSU

+48	U.S. International	at Dayton	12-21-1991
-----	--------------------	-----------	------------

By Opponent at Home

-35	Saint Louis	Home	12-28-1993
-26	Memphis Naval	Home	11-27-1945
-24	Drake	Home	02-07-2023

By Opponent on Road

-53	St. Bonaventure	Away	12-03-1960
-43	Indiana State	Away	02-04-2023
-41	Eastern Kentucky	Away	01-29-1955
-40	Missouri	Away	12-28-1991

MSU Season Average Winning Margin

+23.5 - (1929-30)

FIELD GOALS MADE**Game by MSU**

77	Greenville	Home	11-29-2020
56	Campbellsville	Home	11-30-1994

FIELD GOALS ATTEMPTED**Game by MSU**

121	Kentucky Wesleyan	Home	01-19-1952
105	Greenville	Home	11-29-2020

FIELD GOAL PERCENTAGE**Game by MSU**

.733	Greenville (77-105)	Home	11-29-2020
.725	Austin Peay (37-51)	Home	01-09-1985

Season by MSU

.512 - (1972-73) -- 870-1,698

MADE THREE-POINT BASKETS**Game by MSU**

17	S. Dakota State	Away OT	12-17-2016
17	Campbellsville	Home	11-30-1994
15	UT Martin	Away	01-10-2019
15	Tenn. Tech	Home	01-23-2014
15	Eastern Illinois	Away	02-16-2013

THREE-POINT ATTEMPTS**Game by MSU**

45	S. Dakota State	Away OT	12-17-2016
----	-----------------	---------	------------

THREE-POINT PERCENTAGE**Game by MSU**

1.000	Tennessee State	Home (6-6)	01-09-1988
-------	-----------------	------------	------------

FREE THROWS MADE**Game by MSU**

48	Evansville	Home	12-01-1953
----	------------	------	------------

FREE THROWS ATTEMPTED**Game by MSU**

78	Evansville	Home	12-01-1953
----	------------	------	------------

FREE THROW PERCENTAGE**Game by MSU**

1.000	Austin Peay	Away (24-24)	02-01-1966
-------	-------------	--------------	------------

CONSECUTIVE FREE THROWS MADE**Game by MSU**

27	Youngstown State	Away	01-30-1988
----	------------------	------	------------

REBOUNDS**Game by MSU**

95	MacMurray	Home	01-02-1967
----	-----------	------	------------

ASSISTS**Game by MSU**

45	Greenville	Home	11-29-20
34	Campbellsville	Home	11-30-1994

PERSONAL FOULS**Game by MSU**

40	Kentucky Wesleyan	Away	01-19-1952
----	-------------------	------	------------

BLOCKED SHOTS**Game by MSU**

14	Yale	Home	04-03-2014
14	Morehead State	Home	12-10-2006

STEALS**Game by MSU**

25	Tennessee Wesleyan	Home	11-28-2010
----	--------------------	------	------------

WINNING STREAKS**Overall Win Streak**

25 - (Started Nov. 30, 2014 vs Drake and ended March 7, 2015 vs Belmont)

At Home

47 - (Started Nov. 23, 1996 against Belmont and ended Jan. 15, 2000 against SE Missouri)

On Road

16 - (Started Nov. 14, 2011 at Morgan State and ended Dec. 22, 2013 at Dayton)

13 - (Started Jan. 24, 1998 against Tennessee State and ended Feb. 6, 1999 against UT Martin)

LOSING STREAKS**Overall Losing Streak**


8 - Three times (First time started Jan. 8 1955 against Western Kentucky and ended Feb. 5 1955 against Tennessee Tech) (Second time started Jan. 13, 1975 against Eastern Kentucky and ended Feb. 8, 1975 against Eastern Kentucky) (Third time started Jan. 22, 1979 against Middle Tennessee and ended Feb. 19, 1979 against Western Kentucky)

At Home

8 - (Started Jan. 16, 1977 against Eastern Kentucky and ended Dec. 13, 1978 UT Martin)

On Road

11 - Twice (First time started Jan. 13, 1975 against Eastern Kentucky and ended Jan. 24, 1976 against East Tennessee) (The second time started Jan. 26, 1976 against Tennessee Tech and ended Jan. 10, 1977 against Eastern Kentucky)



MSU Archives

Bob Salmons

TEAM SEASON RECORDS

POINTS

1.	2862	33 games	1997-98
2.	2764	35 games	2014-15
3.	2753	36 games	2009-10
4.	2730	34 games	2003-04
5.	2727	33 games	2018-19
6.	2690	34 games	2021-22
7.	2647	34 games	2013-14
8.	2639	33 games	2016-17
9.	2611	29 games	1993-94
10.	2608	30 games	1994-95
11.	2593	33 games	1990-91
12.	2542	32 games	1999-00
13.	2536	30 games	1992-93
14.	2515	32 games	2017-18
	2515	30 games	1991-92
16.	2514	32 games	2001-02
17.	2453	34 games	1951-52
18.	2412	32 games	2019-20
19.	2409	31 games	1998-99
20.	2364	31 games	1987-88
21.	2359	30 games	1996-97
22.	2325	29 games	1995-96
23.	2317	29 games	2000-01
24.	2296	30 games	1988-89
25.	2280	33 games	2011-12
26.	2265	31 games	1979-80
27.	2262	31 games	2007-08
	2262	28 games	1968-69
29.	2257	31 games	2012-13

SCORING AVERAGE

1.	90.0	29 games	1993-94
2.	89.5	23 games	1966-67
3.	86.9	30 games	1994-95
4.	86.7	33 games	1997-98
5.	85.4	25 games	1963-64
6.	84.8	25 games	1965-66
7.	84.5	30 games	1992-93
8.	84.5	25 games	1955-56
9.	84.3	26 games	1969-70
10.	83.8	30 games	1991-92
11.	83.2	26 games	1964-65
12.	82.6	33 games	2018-19
13.	81.9	25 games	1972-73
14.	81.7	25 games	1974-75
15.	80.8	28 games	1968-69
16.	80.3	34 games	2003-04
17.	80.2	29 games	1995-96
18.	80.2	24 games	1970-71
19.	80.0	33 games	2016-17
	80.0	24 games	1967-68
	80.0	24 games	1956-57
22.	79.9	29 games	2000-01
23.	79.4	32 games	1999-00
24.	79.3	26 games	1976-77
25.	79.1	34 games	2021-22
26.	79.0	23 games	1960-61
27.	79.0	35 games	2014-15

FIELD GOALS MADE

1.	1037	33 games	1997-98
2.	994	34 games	2003-04
3.	988	33 games	2018-19
4.	978	34 games	2021-22
	978	36 games	2009-10
6.	961	35 games	2014-15
7.	941	32 games	2001-02
8.	934	29 games	1993-94
9.	932	33 games	1990-91
10.	925	30 games	1994-95
11.	916	30 games	1991-92
12.	912	34 games	1951-52

13.	905	32 games	1999-00
14.	904	25 games	1974-75
15.	901	34 games	2013-14
16.	899	33 games	2016-17
17.	896	30 games	1992-93
18.	893	31 games	1998-99
19.	889	28 games	1968-69
20.	878	26 games	1976-77
21.	875	26 games	1969-70
22.	873	29 games	1982-83
23.	870	32 games	2017-18
	870	31 games	1979-80
	870	25 games	1972-73
26.	867	31 games	1987-88
27.	865	25 games	1963-64
28.	860	29 games	2000-01

FIELD GOALS ATTEMPTED

1.	2507	34 games	1951-52
2.	2335	31 games	1953-54
3.	2217	31 games	1949-50
4.	2094	33 games	1990-91
5.	2093	32 games	2001-02
6.	2070	33 games	1997-98
7.	2056	34 games	2021-22
8.	2040	33 games	2016-17
9.	2009	34 games	2003-04
10.	2007	33 games	2018-19
11.	1995	35 games	2014-15
12.	1985	27 games	1950-51
13.	1978	30 games	1991-92
14.	1971	29 games	1993-94
15.	1961	36 games	2009-10
16.	1959	30 games	1994-95
17.	1957	32 games	1999-00
18.	1929	30 games	1992-93
19.	1917	31 games	1998-99
20.	1903	25 games	1965-66
21.	1898	34 games	2013-14
22.	1888	25 games	1963-64
23.	1879	25 games	1955-56
24.	1876	30 games	1996-97
25.	1864	28 games	1968-69
26.	1840	26 games	1969-70
	1840	29 games	1995-96

FIELD GOAL PERCENTAGE

1.	.512	870-1698	1972-73
2.	.504	716-1422	1984-85
3.	.502	781-1556	1970-71
4.	.501	1037-2070	1997-98
5.	.500	904-1807	1974-75
6.	.499	978-1961	2009-10
7.	.497	757-1522	2020-21
	.497	873-1758	1982-83
8.	.496	767-1545	1983-84
9.	.496	867-1749	1987-88
10.	.495	994-2009	2003-04
11.	.494	824-1668	1973-74
12.	.492	988-2007	2018-19
	.492	752-1528	1971-72
14.	.489	812-1659	2007-08
15.	.489	878-1795	1976-77
16.	.483	870-1803	2017-18
17.	.482	821-1703	1988-89
	.482	961-1995	2014-15
19.	.478	870-1820	1979-80
20.	.477	889-1864	1968-69
22.	.476	978-2056	2021-22
	.476	852-1789	2019-20
	.476	875-1840	1969-70
25.	.475	700-1473	1981-82
26.	.475	860-1811	2000-01

27.	.475	901-1898	2013-14
28.	.474	934-1971	1993-94
29.	.473	742-1569	1986-87
	.473	727-1538	1978-79

3-POINT FIELD GOALS

1.	289	33 games	2016-17
2.	272	34 games	2021-22
3.	271	32 games	2017-18
4.	263	35 games	2014-15
5.	258	33 games	2018-19
6.	252	34 games	2013-14
7.	243	31 games	2012-13
8.	230	31 games	2005-06
9.	229	33 games	2011-12
10.	226	31 games	2015-16
	226	36 games	2009-10
12.	224	34 games	2003-04
13.	212	26 games	2020-21
14.	210	32 games	2019-20
	210	32 games	2001-02
16.	205	29 games	2002-03
	205	30 games	1994-95
	205	33 games	1997-98
19.	200	32 games	1999-00
20.	199	30 games	1988-89
	199	28 games	2004-05
22.	197	32 games	2022-23
23.	193	29 games	2000-01
24.	192	32 games	2010-11
	192	30 games	1996-97
27.	186	29 games	1993-94
27.	184	31 games	2007-08
28.	181	30 games	1992-93
29.	176	30 games	2006-07
30.	174	33 games	1990-91
31.	173	31 games	1998-99

3-POINT FIELD GOAL ATTEMPTS

1.	803	33 games	2016-17
2.	775	34 games	2021-22
3.	781	33 games	2018-19
4.	719	32 games	2017-18
5.	701	31 games	2012-13
6.	679	35 games	2014-15
7.	671	34 games	2013-14
8.	659	34 games	2003-04
9.	652	31 games	2005-06
	652	32 games	2001-02
11.	623	32 games	1999-00
12.	621	31 games	2015-16
13.	606	29 games	2002-03
14.	599	36 games	2009-10
15.	590	32 games	2022-23
16.	576	26 games	2020-21
17.	574	33 games	2011-12
18.	569	32 games	2019-20
19.	565	30 games	1994-95
20.	553	28 games	2004-05
22.	535	30 games	1996-97
22.	532	29 games	1993-94
23.	525	29 games	2000-01
24.	516	33 games	1997-98
25.	514	31 games	1998-99
26.	507	33 games	1990-91
27.	506	32 games	2010-11
28.	498	30 games	2006-07
29.	492	29 games	1995-96
30.	488	30 games	1992-93
31.	484	31 games	2007-08

TEAM SEASON RECORDS

BLOCKED SHOTS

1.	196	36 games	2009-10
2.	159	32 games	2001-02
3.	152	29 games	1993-94
4.	149	33 games	2018-19
5.	148	34 games	2013-14
6.	147	31 games	2005-06
7.	146	34 games	2003-04
8.	132	33 games	2011-12
	132	29 games	2000-01
	132	29 games	2002-03
11.	130	30 games	1994-95
12.	125	32 games	2019-20
13.	124	33 games	1990-91
14.	117	30 games	1992-93
15.	114	33 games	1997-98
16.	113	35 games	2014-15
17.	109	29 games	1995-96
18.	108	34 games	2021-22
19.	104	32 games	2017-18
	104	31 games	1998-99
21.	103	31 games	2012-13
22.	101	31 games	2007-08
23.	93	32 games	2010-11
24.	91	26 games	2020-21
25.	87	32 games	1999-00
26.	84	30 games	2006-07
27.	83	32 games	2022-23
28.	81	28 games	2004-05
	81	28 games	1984-85
30.	80	30 games	1991-92
	80	38 games	1986-87

STEALS

1.	351	30 games	1994-95
2.	347	36 games	2009-10
3.	298	29 games	1993-94
4.	278	30 games	1992-93
5.	271	34 games	2003-04
6.	266	34 games	2021-22
7.	259	31 games	1998-99
8.	258	33 games	2011-12
	258	32 games	2001-02
	258	33 games	1990-91
11.	253	35 games	2014-15
12.	250	31 games	2005-06
13.	249	33 games	2018-19
	249	29 games	1995-96
15.	243	30 games	1991-92
16.	242	32 games	2010-11
17.	225	31 games	2007-08
18.	224	32 games	1999-00
19.	222	33 games	1997-98
20.	220	30 games	2008-09
21.	217	30 games	1996-97
22.	216	32 games	2017-18
23.	214	30 games	2006-07
24.	211	28 games	2004-05
25.	210	31 games	2012-13
26.	208	29 games	2002-03
27.	203	34 games	2013-14
28.	201	30 games	1989-90

TEAM SEASON BY SEASON STATS

Season	#	G	Field Goals			3-Pointers			Free Throws			Rebounds			Fouls		A	TO	B	S	Scoring		
			FGM	FGA	PCT	3M	3A	PCT	FTM	FTA	PCT	OR	DR	REB	AVG	PF					FO	PTS	AVG
1948-49	24	25	533	----	----	---	---	---	399	641	.622	---	---	---	---	496	26	---	---	---	---	1465	58.6
1949-50	25	31	758	2217	.342	---	---	---	492	823	.598	---	---	---	---	735	0	---	---	---	---	2008	64.8
1950-51	26	27	686	1985	.346	---	---	---	535	830	.645	---	---	---	---	597	0	---	---	---	---	1907	70.6
1951-52	27	34	912	2507	.364	---	---	---	629	950	.662	---	---	1662	48.9	762	0	---	---	---	---	2453	72.1
1952-53	28	25	646	1802	.358	---	---	---	595	905	.657	---	---	1078	43.1	570	0	---	---	---	---	1887	75.5
1953-54	29	31	763	2335	.327	---	---	---	715	1127	.634	---	---	1360	43.9	722	0	---	---	---	---	2241	72.3
1954-55	30	24	616	1711	.360	---	---	---	565	787	.718	---	---	964	40.2	487	0	---	---	---	---	1797	74.9
1955-56	31	25	761	1879	.405	---	---	---	590	791	.746	---	---	1072	42.9	543	25	---	---	---	---	2112	84.5
1956-57	32	24	699	1775	.394	---	---	---	521	736	.708	---	---	1095	45.6	538	27	---	---	---	---	1919	80.0
1957-58	33	24	617	1660	.372	---	---	---	347	530	.655	---	---	973	40.5	453	15	---	---	---	---	1581	65.9
1958-59	34	25	678	1618	.419	---	---	---	404	613	.659	---	---	1098	43.9	454	18	---	---	---	---	1760	70.4
1959-60	35	23	639	1552	.412	---	---	---	437	624	.700	---	---	1164	50.6	472	21	---	---	---	---	1715	74.6
1960-61	36	23	675	1590	.425	---	---	---	468	666	.703	---	---	1175	51.1	421	9	---	---	---	---	1818	79.0
1961-62	37	25	739	1721	.429	---	---	---	361	613	.589	---	---	1229	49.2	471	16	---	---	---	---	1839	73.6
1962-63	38	22	686	1604	.428	---	---	---	335	521	.643	---	---	1096	49.8	399	15	---	---	---	---	1707	77.6
1963-64	39	25	865	1888	.458	---	---	---	406	604	.672	---	---	1235	49.4	452	13	---	---	---	---	2136	85.4
1964-65	40	26	837	1821	.460	---	---	---	488	671	.727	---	---	1234	47.5	389	10	---	---	---	---	2162	83.2
1965-66	41	25	816	1903	.429	---	---	---	488	640	.763	---	---	1308	52.3	368	10	---	---	---	---	2120	84.8
1966-67	42	23	787	1722	.457	---	---	---	484	656	.738	---	---	1239	53.9	407	14	---	---	---	---	2058	89.5
1967-68	43	24	741	1679	.441	---	---	---	439	627	.700	---	---	1244	51.8	457	17	---	---	---	---	1921	80.0
1968-69	44	28	889	1864	.477	---	---	---	484	673	.719	---	---	1254	44.8	535	17	---	---	---	---	2262	80.8
1969-70	45	26	875	1840	.476	---	---	---	443	663	.668	---	---	1265	48.7	508	17	---	---	---	---	2193	84.3
1970-71	46	24	781	1556	.502	---	---	---	362	544	.665	---	---	1082	45.1	419	14	---	---	---	---	1924	80.2
1971-72	47	26	752	1528	.492	---	---	---	444	631	.704	---	---	1101	42.3	423	14	---	---	---	---	1948	74.9
1972-73	48	25	870	1698	.512	---	---	---	307	459	.669	---	---	1159	46.4	453	15	284	---	---	---	2047	81.9
1973-74	49	25	824	1668	.494	---	---	---	245	353	.694	---	---	1045	41.8	409	9	237	---	---	---	1893	75.7
1974-75	50	25	904	1807	.500	---	---	---	235	360	.653	---	---	1065	42.6	396	11	303	---	---	---	2043	81.7
1975-76	51	26	820	1756	.467	---	---	---	283	370	.765	---	---	976	37.5	450	18	330	---	---	---	1923	74.0
1976-77	52	26	878	1795	.489	---	---	---	306	450	.680	---	---	1082	41.6	468	12	307	---	---	---	2062	79.3
1977-78	53	25	785	1720	.456	---	---	---	247	358	.690	---	---	1032	41.3	484	20	287	---	64	134	1817	72.7
1978-79	54	26	727	1538	.473	---	---	---	324	472	.686	---	---	875	33.7	534	21	360	365	---	---	1778	68.4
1979-80	55	31	870	1820	.478	---	---	---	525	715	.734	---	---	1247	40.2	570	--	487	---	---	---	2265	73.1
1980-81	56	27	663	1419	.467	---	---	---	349	505	.691	---	---	827	30.6	478	--	386	---	---	---	1675	62.0
1981-82	57	28	700	1473	.475	---	---	---	409	602	.679	---	---	893	31.9	514	--	397	---	---	---	1809	64.6
1982-83	58	29	873	1758	.497	---	---	---	470	672	.699	---	---	1014	35.0	528	--	466	---	---	---	2216	76.4
1983-84	59	28	767	1545	.496	---	---	---	409	575	.711	---	---	907	32.4	561	22	386	463	---	185	1943	69.4
1984-85	60	28	716	1422	.504	---	---	---	440	622	.707	---	---	921	32.9	446	12	376	395	81	145	1872	66.9
1985-86	61	29	762	1630	.467	---	---	---	483	663	.729	---	---	903	31.1	530	13	443	439	60	184	2007	69.2
1986-87	62	28	742	1569	.473	120	299	.401	363	505	.719	---	888	888	31.7	513	16	349	396	80	144	1967	70.2
1987-88	63	31	867	1749	.496	142	340	.418	488	699	.698	380	721	1101	35.5	573	14	421	424	0	182	2364	76.3
1988-89	64	30	821	1703	.482	199	466	.427	455	619	.735	365	705	1070	35.7	575	17	469	421	0	187	2296	76.5
1989-90	65	30	766	1701	.450	145	403	.360	540	703	.768	408	731	1139	38.0	463	11	357	463	72	201	2217	73.9



Photo by: Barry Johnson

TEAM SEASON BY SEASON STATS

Season	#	G	Field Goals			3-Pointers			Free Throws			Rebounds				Fouls		Scoring					
			FGM	FGA	PCT	3M	3A	PCT	FTM	FTA	PCT	OR	DR	REB	AVG	PF	FO	A	TO	B	S	PTS	AVG
1990-91	66	33	932	2094	.445	174	507	.343	555	786	.706	571	860	1431	43.4	551	9	472	537	124	258	2593	78.6
1991-92	67	30	916	1978	.463	141	400	.353	542	743	.729	459	788	1247	41.6	666	26	484	536	80	243	2515	83.8
1992-93	68	30	896	1929	.464	181	488	.371	563	817	.689	435	655	1090	36.3	686	17	379	471	117	278	2536	84.5
1993-94	69	29	934	1971	.474	186	532	.350	557	819	.680	463	711	1174	40.5	617	16	347	406	152	298	2611	90.0
1994-95	70	30	925	1959	.472	205	565	.363	553	719	.769	423	680	1103	36.8	671	14	409	449	130	351	2608	86.9
1995-96	71	29	843	1840	.458	165	492	.335	474	655	.724	444	696	1140	39.3	623	23	399	414	109	249	2325	80.2
1996-97	72	30	839	1876	.447	192	535	.359	489	656	.745	413	759	1172	39.1	607	18	461	375	69	217	2359	78.6
1997-98	73	33	1037	2070	.501	205	516	.397	583	862	.676	470	767	1237	37.5	640	12	540	467	114	222	2862	86.7
1998-99	74	33	960	2049	.468	188	546	.344	480	705	.680	466	789	1255	38.0	574	7	504	491	111	275	2590	78.4
1999-00	75	32	905	1957	.462	200	623	.321	532	722	.737	456	763	1219	38.1	544	12	455	464	87	224	2542	79.4
2000-01	76	29	860	1811	.475	193	525	.368	404	615	.657	423	743	1166	40.2	589	23	469	481	132	196	2317	79.9
2001-02	77	32	941	2093	.450	210	652	.322	422	584	.723	510	771	1281	40.0	614	20	465	456	159	258	2514	78.6
2002-03	78	29	804	1740	.462	205	606	.338	384	541	.710	391	708	1099	37.9	502	7	476	396	132	208	2197	75.8
2003-04	79	34	994	2009	.495	224	659	.340	518	730	.710	416	845	1261	37.1	615	10	636	476	146	271	2730	80.3
2004-05	80	28	733	1617	.453	199	553	.360	332	513	.647	381	576	957	34.2	544	13	412	357	81	211	1997	71.3
2005-06	81	31	808	1795	.450	230	652	.353	357	548	.651	410	731	1141	36.8	568	9	485	387	147	250	2203	71.1
2006-07	82	30	721	1619	.445	176	498	.353	375	549	.683	341	675	1016	33.9	612	20	409	452	84	214	1993	66.4
2007-08	83	31	812	1659	.489	184	484	.380	454	626	.725	318	734	1052	33.9	623	12	469	451	101	225	2262	73.0
2008-09	84	30	716	1620	.442	148	474	.312	465	654	.711	372	661	1033	34.4	537	8	382	393	64	220	2045	68.2
2009-10	85	36	978	1961	.499	226	599	.377	571	821	.695	439	880	1319	36.6	618	7	556	527	196	347	2753	76.5
2010-11	86	32	737	1606	.459	192	506	.379	528	755	.699	347	685	1032	32.2	597	7	433	448	93	242	2194	68.6
2011-12	87	33	768	1633	.470	229	574	.399	515	708	.727	339	694	1033	33.3	563	12	392	430	132	258	2280	73.5
2012-13	88	31	776	1716	.452	243	701	.347	462	669	.691	356	756	1112	35.9	536	7	397	433	103	210	2257	72.8
2013-14	89	34	901	1898	.475	252	671	.376	593	883	.672	397	836	1233	36.3	629	19	446	420	148	203	2647	77.9
2014-15	90	35	961	1995	.482	263	679	.387	579	831	.697	422	870	1292	36.9	649	19	543	411	113	253	2764	79.0
2015-16	91	31	770	1694	.455	226	621	.364	444	613	.724	308	710	1018	32.8	618	16	445	367	66	186	2210	71.3
2016-17	92	33	899	2040	.441	289	803	.360	552	751	.735	399	844	1243	37.7	661	16	458	403	75	198	2639	80.0
2017-18	93	32	870	1803	.483	271	719	.377	504	687	.734	341	845	1186	37.1	559	6	471	384	104	216	2515	78.6
2018-19	94	33	988	2007	.492	258	731	.353	493	673	.733	357	893	1250	37.9	528	8	591	399	149	249	2727	82.6
2019-20	95	32	852	1789	.476	210	569	.369	499	704	.709	308	909	1217	38.0	566	10	461	440	125	181	2413	75.4
*2020-21	96	26	757	1522	.497	212	576	.368	260	387	.672	242	697	939	36.1	432	7	435	347	91	175	1986	76.4
2021-22	97	34	978	2056	.476	272	775	.351	462	668	.692	425	903	1328	39.1	524	8	501	389	108	266	2690	79.1
2023-24	98	32	805	1821	.442	197	590	.334	447	607	.736	301	810	1111	34.7	467		391	348	83	174	2254	70.4

*Covid-19 Shortened Season



Photo by: Dave Winder

INDIVIDUAL GAME RECORDS



Brown



McPherson



Spencer



Mayes



Stark



Purcell



Morant

SINGLE GAME SCORING

Date	Player	Pts	Opponent	H A	W L	Notes
12-16-1995	Marcus Brown	45	Wash.-Mo	H	W	
02-09-1966	Herb McPherson	44	Middle Tenn.	H	W	
02-27-2001	Isaac Spencer	42	Tennessee St.	H	W	OVC Trn, Murray
12-25-1997	De'Teri Mayes	42	Arkansas	N	W	San Juan, P.R.
03-01-2017	Jonathan Stark	41	Tenn. Tech	N	W	OVC Tournament
12-11-1954	Howie Crittenden	41	Middle Tenn.	H	W	
01-19-1952	Bennie Purcell	41	Ky. Wesleyan	A	L	
01-19-2019	Ja Morant	40	SIUE	A	W	21-21FT, 11A
12-22-1952	Garrett Beshear	40	Dayton	H	W	
12-29-1953	Garrett Beshear	40	Marshall	A	L	
02-10-2022	KJ Williams	39	Tenn. State	A	W	31pts 2H
02-24-1996	Marcus Brown	39	Middle Tenn.	H	W	
12-17-1992	Frank Allen	39	Tenn. Tech	H	W	
01-08-1973	Les Taylor	39	Wm. Jewell	H	W	
11-26-2018	Ja Morant	38	Alabama	A	L	16-29 FG, 9R, 5A
12-01-1990	Frank Allen	38	Western Ky.	H	W	
02-25-1989	Jeff Martin	38	Eastern Ky.	H	W	
12-07-1949	Madison Stanford	38	Tenn. Tech	H	W	
03-02-2017	Jonathan Stark	37	Morehead St.	N	W	OVC Tournament
02-13-2003	James Singleton	37	Eastern Ill.	H	W	8-of-8 3's
02-21-2002	Justin Burdine	37	Eastern Ky.	H	W	MSU Rec 9 3's
02-07-1998	De'Teri Mayes	37	UT Martin	H	W	
11-30-1991	Popeye Jones	37	Southern Ill.	H	L	
03-12-1991	Popeye Jones	37	Michigan St.	N	L	NCAA Trn
02-11-1989	Jeff Martin	37	Middle Tenn.	A	L	
01-09-1989	Jeff Martin	37	Lamar	H	W	OT
02-21-1984	Lamont Sleets	37	Morehead St.	H	L	
01-15-2022	Justice Hill	36	Belmont	A	W	10-19FG (8-11 3P)
01-04-2018	Jonathan Stark	36	SE Missouri	H	W	
11-26-2011	Isaiah Canaan	36	Sou. Miss.	N	W	Anchorage, Alaska
03-09-2019	Ja Morant	36	Belmont	N	W	OVC Tournament
12-20-1995	Marcus Brown	36	Louisville	A	L	
12-19-1992	Frank Allen	36	Evansville	A	W	
01-16-1988	Jeff Martin	36	Eastern Ky.	H	W	
01-05-1987	Jeff Martin	36	Evansville	H	W	
03-07-1964	Gene Pendleton	36	Morehead St.	A	W	
01-07-2012	Isaiah Canaan	35	Austin Peay	A	W	27pts 1H 7-7 3's
12-13-2003	Cuthbert Victor	35	Chicago St.	H	W	
12-11-1999	Isaac Spencer	35	Alabama St.	H	W	
12-05-1994	Marcus Brown	35	Alcorn St.	H	W	
12-09-1989	Frank Allen	35	Southern Ill.	H	W	3OT Fr. Record
12-02-1987	Jeff Martin	35	Christian Bros.	H	W	
01-05-2019	Ja Morant	34	Eastern Ky.	H	W	8R, 10A
03-01-1996	Marcus Brown	34	Tenn.Tech	A	W	
02-19-1995	Marcus Brown	34	SE Missouri	A	W	
02-19-1994	Marcus Brown	34	SE Missouri	A	W	
02-07-1994	Marcus Brown	34	Morehead St.	H	W	
12-02-1988	Jeff Martin	34	Tulsa	N	W	at WKU
11-30-1987	Jeff Martin	34	Southern Ill.	H	W	
12-19-1964	Stewart Johnson	34	Arizona St.	A	L	
11-26-1953	John Powless	34	Siena	H	L	
12-18-2021	Tevin Brown	33	Chattanooga	H	W	7-14 3PT
02-08-2017	Jonathan Stark	33	Morehead St.	A	L	OT
02-27-2016	Jeffery Moss	33	UT Martin	H	W	
01-22-2015	Cameron Payne	33	Eastern Ill.	A	W	
01-06-2005	S. Witherspoon	33	Morehead St.	H	W	
01-19-2002	Justin Burdine	33	SE Missouri	H	W	
11-17-2001	Justin Burdine`	33	West Florida	H	W	
01-25-1997	Vincent Rainey	33	Middle Tenn.	H	W	
01-11-1997	Vincent Rainey	33	Austin Peay	H	W	
02-19-1966	Marcus Brown	33	Tenn. Tech	H	L	
02-04-1995	Vincent Rainey	33	Eastern Ky.	A	L	
12-02-1995	Marcus Brown	33	Purdue	A	L	
12-28-1994	Marcus Brown	33	Milligan	H	W	
02-07-1983	Ricky Hood	33	Eastern Ky.	H	W	
02-25-1978	Mike Muff	33	Austin Peay	H	W	
12-31-1973	Mike Coleman	33	Memphis	A	L	
11-09-2021	KJ Williams	32	Cumberland	H	W	Season opener
02-15-2018	Jonathan Stark	32	Jacksonville St.	H	W	
12-17-2016	Jonathan Stark	32	S. Dakota St.	A	L	OT 9-15 3's
02-14-2019	Ja Morant	32	Austin Peay	A	W	
12-13-2014	Cameron Payne	32	Evansville	A	W	
02-02-2012	Isaiah Canaan	32	SE Missouri	H	W	
11-27-2012	Isaiah Canaan	32	Lipscomb	A	W	
02-19-1998	De'Teri Mayes	32	Austin Peay	H	W	
02-25-1997	Vincent Rainey	32	Tenn. St.	A	W	
02-12-1996	Marcus Brown	32	Eastern Ky.	H	A	
01-29-1996	Vincent Rainey	32	Middle Tenn.	H	W	
02-26-1994	Marcus Brown	32	Austin Peay	H	W	
12-07-1990	Popeye Jones	32	Texas Sou.	A	W	Jonesboro, Ark.
11-23-1990	Popeye Jones	32	Bucknell	N	W	San Juan, P.R.
03-11-1989	Jeff Martin	32	Eastern Ky.	H	W	OVC Trn, Murray
01-28-1989	Jeff Martin	32	Tenn. State	H	W	
01-18-1988	Jeff Martin	32	Morehead St.	H	W	
02-20-1989	Jeff Martin	32	Southern Ill.	A	L	
02-22-1988	Jeff Martin	32	Eastern Ky.	A	W	
01-18-1988	Jeff Martin	32	Morehead St.	H	W	
12-10-1988	Jeff Martin	32	TX Wesleyan	H	W	
12-04-1982	Lamont Sleets	32	McNeese St.	H	W	
02-11-1963	Jim Jennings	32	Morehead St.	A	L	
02-09-1963	Jim Jennings	32	Eastern Ky.	A	W	
02-04-1961	Jarrell Graham	32	Morehead St.	H	W	



Photo by: Tab Brockman

INDIVIDUAL GAME RECORDS




Beshear




Allen



Taylor



Martin



Stanford



Singleton



Burdine

02-23-1957	Quitman Sullins	32	Tenn. Tech	A	L	
12-21-2019	Tevin Brown	31	Evansville	A	L	OT, 26pts in 2H
01-10-2019	Tevin Brown	31	UT Martin	A	W	Tied MSU 9 3pt
02-24-2018	Jonathan Stark	31	Austin Peay	A	W	Clinched OVC reg
02-28-2015	Cameron Payne	31	UT Martin	A	W	
01-23-2014	Jeffery Moss	31	Tenn. Tech	H	W	8-8(4-4 3pt) start
02-09-2012	Isaiah Canaan	31	Tenn. St.	H	L	23gm streak ends
12-22-2002	Chris Shumate	31	W. Florida	H	W	
11-28-1997	De'Teri Mayes	31	W. Illinois	H	W	
02-22-1996	Marcus Brown	31	SE Missouri	A	W	
02-23-1991	Popeye Jones	31	Middle Tenn.	H	W	
02-06-1988	Don Mann	31	Austin Peay	H	W	
01-02-1988	Jeff Martin	31	Bethel	H	W	
12-18-1987	Jeff Martin	31	E. Washington	N	W	Lafayette, La.
01-07-1994	Lamont Sleets	31	Ky. State	H	W	
12-04-1979	Gary Hooker	31	Roosevelt	H	W	
12-04-2022	Rob Perry	30	Valparaiso	A	W	1st MVC season
02-24-2022	KJ Williams	30	Belmont	H	W	12-19FG (4-4 3PT)
02-21-2019	Ja Morant	30	UT Martin	H	W	
02-17-2018	Jonathan Stark	30	Tenn. Tech	H	W	
02-28-2017	Terrell Miller	30	UT Martin	H	W	
11-24-2012	Isaiah Canaan	30	Old Dominion	H	W	
02-07-2009	Danero Thomas	30	Austin Peay	A	L	
02-17-2001	Isaac Spencer	30	Eastern Ky.	A	W	
02-24-2000	Isaac Spencer	30	Middle Tenn.	A	L	
12-28-2000	Isaac Spencer	30	Col. Springs	H	W	
12-21-2000	Isaac Spencer	30	Louisville	A	L	
11-28-1999	Isaac Spencer	30	Sou. Miss.	N	L	St. Louis, Mo.
11-27-1999	Isaac Spencer	30	Valparaiso	N	W	St. Louis, Mo.
01-29-1998	De'Teri Mayes	30	Middle Tenn.	H	W	
12-02-1999	Isaac Spencer	30	Austin Peay	A	W	
12-28-1999	Aubrey Reese	30	Kent State	N	W	El Paso, Texas
12-09-1998	Isaac Spencer	30	Hanover	H	W	
01-20-1997	Vincent Rainey	30	Morehead St.	A	L	
03-13-1996	Marcus Brown	30	Missouri	A	L	NIT
02-17-1996	Vincent Rainey	30	UT Martin	H	W	Rainey-Brown 30
02-17-1996	Marcus Brown	30	UT Martin	H	W	Rainey-Brown 30
01-27-1996	Marcus Brown	30	Austin Peay	A	W	
02-11-1995	William Moore	30	UT Martin	H	W	
12-01-1995	Marcus Brown	30	Drexel	N	W	W. Lafayette, Ind.
02-14-1994	Marcus Brown	30	Tenn. Tech	A	W	
02-08-1992	Popeye Jones	30	Morehead St.	A	W	
02-11-1991	Popeye Jones	30	Morehead St.	H	W	
12-16-1988	Jeff Martin	30	La. Tech	N	L	At UAB
02-10-1973	Mike Coleman	30	Morehead St.	H	W	
01-30-1967	Billy Chumbler	30	Middle Tenn.	H	W	
02-13-1967	Don Duncan	30	Morehead St.	H	W	
12-11-1966	Herb McPherson	30	Ga. Sou.	H	W	
12-01-1961	Jim Jennings	30	NW La.	H	W	
01-17-1959	Terry Darnell	30	Western Ky.	A	L	

INDIVIDUAL GAME RECORDS



Payne



Williams



Fairell



Sapp



Moss



Langston



Stark

02-10-2018	Jonathan Stark	SIUE	16
02-27-2001	Isaac Spencer	Tenn. State	16
01-29-1996	Vincent Rainey	Middle Tenn.	16
03-01-1996	Marcus Brown	Tenn. Tech	16

02-28-1986	Chuck Glass	Austin Peay	8-8
02-17-1986	Zedric Macklin	Middle Tenn.	8-8
12-15-1984	Craig Talley	Lewis	8-8
02-16-1984	Craig Talley	Akron	8-8
02-09-1984	Craig Talley	Tenn. Tech	8-8
01-14-1982	Glen Green	Morehead St.	8-8

SINGLE GAME FREE THROW PERCENTAGE

Since 1982

Date	Player	Opponent	Pct
01-19-2019	Ja Morant	SIUE	21-21
01-04-2018	Jonathan Stark	SE Missouri	14-14
01-05-2014	Jeffery Moss	UT Martin	14-14
11-14-2008	Jeffery McClain	St. Catharine	14-14
12-13-1966	Don Duncan	Oglethorpe	14-14
11-20-2004	Trey Pearson	SIUE	13-13
12-10-1989	Jeff Martin	TX Wesleyan	13-13
03-04-1989	Jeff Martin	Tenn. State	13-13
01-25-2018	Jonathan Stark	Morehead St.	12-12
01-19-1991	Frank Allen	Tenn. State	12-12
12-01-1954	John Powless	Ky. Wesleyan	12-12
11-27-1999	Isaac Spencer	Valparaiso	11-11
01-11-1983	Lamont Sleets	Eastern Ill.	11-11
01-16-2016	Bryce Jones	Tenn. Tech	10-10
03-07-2014	Cameron Payne	Eastern Ky.	10-10
02-28-2013	Isaiah Canaan	UT Martin	10-10
12-05-2000	Antoine Whelchel	Western Ky.	10-10
01-02-1995	Marcus Brown	Alcorn State	10-10
02-26-1990	Popeye Jones	Morehead St.	10-10
02-03-1990	Greg Coble	Austin Peay	10-10
01-05-1988	Jeff Martin	Memphis	10-10
12-09-1972	Les Taylor	Oral Roberts	10-10
11-17-2023	JaCobi Wood	UMass	9-9
03-09-2019	Ja Morant	Belmont	9-9
02-17-2018	Jonathan Stark	Tenn. Tech	9-9
11-13-2017	Ja Morant	Middle Tenn.	9-9
03-03-2016	Bryce Jones	Morehead St.	9-9
12-22-2012	Isaiah Canaan	Dayton	9-9
03-06-2009	Danero Thomas	Austin Peay	9-9
01-09-1995	Marcus Brown	Eastern Ky.	9-9
01-27-1984	Lamont Sleets	Tenn. Tech	9-9
01-04-2007	Tyler Holloway	Tenn. State	9-9
11-20-1999	Aubrey Reese	Col. Springs	9-9
12-26-1966	Herb Mcpherson	WKU	9-9
01-28-2023	DJ Burns	Missouri State	8-8
01-25-2020	KJ Williams	Tenn. State	8-8
11-19-2019	Anthony Smith	Southern. Ill.	8-8
02-17-2018	Ja Morant	Tenn. Tech	8-8
01-26-2019	Darnell Cowart	Tenn. State	8-8
12-30-2017	Jonathan Stark	SIUE	8-8
11-11-2016	Bryce Jones	Illinois State	8-8
12-30-2015	Bryce Jones	Brescia	8-8
02-11-2016	Wayne Langston	SIUE	8-8
02-07-2015	T.J. Sapp	Austin Peay	8-8
03-09-2013	Isaiah Canaan	Belmont	8-8
01-11-2010	Jeffery McClain	Eastern Ill.	8-8
01-15-2009	Jeffery McClain	Jacksonville St.	8-8
01-10-2009	Jeffery McClain	Austin Peay	8-8
01-26-2008	Tyler Holloway	SE Missouri	8-8
01-10-2008	Kevin Thomas	Austin Peay	8-8
11-19-2005	Trey Pearson	Cincinnati	8-8
01-20-2000	Aubrey Reese	Eastern Ky.	8-8
01-13-2000	Aubrey Reese	Eastern Ill.	8-8
12-28-1994	Marcus Brown	Milligan	8-8
12-22-1991	Greg Coble	Wright State	8-8
01-15-1990	Frank Allen	Eastern Ky.	8-8

SINGLE GAME REBOUND LEADERS

Date	Player	Opponent	Reb
01-02-1967	Dick Cunningham	MacMurray	36
01-26-1974	Marcelous Starks	Western Ky.	24
02-09-1974	Marcelous Starks	Morehead St.	18
12-20-1978	Gary Hooker	Memphis	16
02-09-1974	Mike Coleman	Morehead St.	16
01-08-1973	Les Taylor	William Jewell	16
Since 1982			
02-11-1991	Popeye Jones	Morehead St.	23
02-18-1992	Popeye Jones	Tenn. State	21
12-17-1990	Popeye Jones	Prairie View	21
12-07-2003	Cuthbert Victor	Western Ky.	20
01-27-1996	Fred Walker	Austin Peay	20
12-21-1990	Popeye Jones	US International	20
01-21-1991	Popeye Jones	Tenn. Tech	20
12-04-1990	Popeye Jones	Southern Ill.	20
12-14-1991	Popeye Jones	Middle Tenn.	20
11-30-1991	Popeye Jones	Southern Ill.	19
02-22-1992	Popeye Jones	SE Missouri	19
02-10-1992	Popeye Jones	Eastern Ky.	19
02-15-1992	Popeye Jones	Tenn. State	19
03-02-2018	Terrell Miller	Jacksonville St.	18
01-02-2014	Jarvis Williams	SE Missouri	18
11-26-2012	Ed Daniel	Lipscomb	18
02-13-2002	James Singleton	Eastern Ill.	18
03-07-1991	Popeye Jones	Middle Tenn.	18
11-26-1991	Popeye Jones	Illinois Tech	18
12-07-1991	Popeye Jones	UNC-Asheville	18
12-21-1991	Popeye Jones	Evansville	18
03-26-2018	Terrell Miller	West Virginia	17
12-03-2001	Antoine Whelchel	Indiana St.	17
12-03-2002	James Singleton	Southern Ill.	17
01-23-2003	James Singleton	Morehead St.	17
01-31-2004	Cuthbert Victor	Morehead St.	17
01-03-1998	Isaac Spencer	Middle Tenn.	17
02-06-1997	DT Mayes	SE Missouri	17
12-19-1991	Popeye Jones	Western Ky.	17
01-15-1992	Popeye Jones	VCU	17
11-23-1990	Popeye Jones	Bucknell	17
02-04-1992	Popeye Jones	Austin Peay	17
01-05-1991	Popeye Jones	Austin Peay	17
01-12-1991	Popeye Jones	IUPUI	17
02-24-1973	Mike Coleman	Morehead St.	17
02-13-2021	KJ Williams	UT Martin	16
01-30-2021	KJ Williams	Belmont	16
01-28-2021	KJ Williams	Tenn. State	16
01-17-2019	KJ Williams	Eastern Ill.	16
12-04-2014	Jarvis Williams	Evansville	16
01-26-2002	Cuthbert Victor	Eastern Ky.	16
01-15-2000	Isacc Spencer	SE Missouri	16
02-08-2000	Ray Cunningham	Tenn. State	16
12-29-1990	Popeye Jones	Kansas State	16
11-20-2022	DJ Burns	Tulsa	15
12-04-2021	DJ Burns	Middle Tenn.	15
01-08-2022	KJ Williams	SIUE	15
02-01-2020	KJ Williams	SIUE	15



Photo by: Dave Winder

Terrell Miller



Photo by: Dave Winder

Jonathan Stark

INDIVIDUAL GAME RECORDS

01-22-2022	KJ Williams	UT Martin	15
01-23-2020	Anthony Smith	Belmont	15
12-19-2017	Terrell Miller	Auburn	15
03-01-2014	Jarvis Williams	SE Missouri	15
01-23-2014	Jarvis Williams	Tenn. Tech	15
01-05-2014	Jarvis Williams	UT Martin	15
11-24-2012	Ed Daniel	Old Dominion	15
11-20-1999	Isacc Spencer	N. Colorado	15
02-24-2000	Ray Cunningham	Middle Tenn.	15
02-27-2001	Isacc Spencer	Tenn. State	15
01-05-2002	James Singleton	Gardner-Webb	15
03-07-2003	James Singleton	Austin Peay	15
01-29-2004	Cuthbert Victor	Eastern Ky.	15
02-26-2004	Cuthbert Victor	SE Missouri	15
12-30-2005	S. Witherspoon	Rice	15
12-06-1991	Popeye Jones	Monmouth	15
01-06-2012	Popeye Jones	Texas	15
01-11-1992	Popeye Jones	Austin Peay	15
02-03-1992	Popeye Jones	Eastern Ill.	15
02-08-1992	Popeye Jones	Morehead St.	15
03-19-1992	Popeye Jones	Arkansas	15
03-17-1983	Ricky Hood	Wake Forest	15

SINGLE GAME ASSIST LEADERS

Date	Player	Opponent	A
Since 1984			
01-10-2019	Ja Morant	UT Martin	18
03-21-2019	Ja Morant	Marquette	16
02-20-1997	Chad Townsend	Eastern Ill.	16
07-21-1996	Chad Townsend	Campbellsville	15
02-16-2019	Ja Morant	Eastern Ky	14
01-12-2019	Ja Morant	SE Missouri	14
12-15-2018	Ja Morant	Jackson St.	14
12-28-2017	Ja Morant	Eastern Ill.	14
12-22-1993	Marcus Brown	Pikeville	14
03-02-2019	Ja Morant	Austin Peay	13
01-03-2019	Ja Morant	Morehead St.	13
12-29-2018	Ja Morant	Bethel	13
12-12-2018	Ja Morant	Southern Ill.	13
01-09-1989	Don Mann	Lamar	13
01-20-2022	Trae Hannibal	Eastern Illinois	12
02-23-2019	Ja Morant	SE Missouri	12
11-24-2018	Ja Morant	Missouri State	12
01-31-2014	Cameron Payne	Austin Peay	12
02-02-1999	Aubrey Reese	Eastern Ky.	12
12-11-1999	Aubrey Reese	Alabama State	12
03-02-1988	Don Mann	W. Illinois	12
03-02-2023	JaCobi Wood	Valparaiso	11
02-15-2023	JaCobi Wood	Illinois State	11
11-20-2022	JaCobi Wood	Tulsa	11
11-29-2020	Justice Hill	Greenville	11
02-07-2019	Ja Morant	Eastern Ill.	11
01-31-2019	Ja Morant	Jacksonville St.	11
01-19-2019	Ja Morant	SIUE	11
11-10-2018	Ja Morant	Wright St.	11
11-20-2017	Ja Morant	Brescia	11
03-02-2010	Isacc Miles	Tenn. State	11
02-23-2009	Isacc Miles	UT Martin	11
11-29-2003	Adam Chiles	Southern Miss	11
01-13-1997	Chad Townsend	Tenn. State	11
02-27-1989	Don Mann	Morehead St.	11
01-24-1987	Don Mann	Eastern Ky.	11
01-27-2022	Justice Hill	Tenn. Tech	10
02-28-2019	Ja Morant	Morehead St.	10
01-17-2019	Ja Morant	Eastern Ill.	10
01-05-2019	Ja Morant	Eastern Ky	10
12-18-2018	Ja Morant	Evansville	10
12-16-2017	Ja Morant	Marist	10
02-08-2018	Ja Morant	Austin Peay	10
02-11-2017	Bryce Jones	Austin Peay	10
02-28-2017	Jonathan Stark	UT Martin	10
12-17-2016	Bryce Jones	S. Dakota St.	10
11-21-2016	Bryce Jones	Bowling Green	10

12-02-2015	Bryce Jones	Houston	10
03-17-2015	Cameron Payne	UTEP	10
03-07-2015	Cameron Payne	Belmont	10
03-09-2013	Isaiah Canaan	Belmont	10
12-18-2010	B.J. Jenkins	Western Ky.	10
01-10-2008	Kevin Thomas	Austin Peay	10
11-25-2002	Chris Shumate	SIUE	10
02-08-2000	Aubrey Reese	Tenn. State	10
11-27-1998	Aubrey Reese	Ark-Little Rock	10
01-27-1997	Chad Townsend	Tenn. Tech	10
02-25-1985	Chuck Glass	Morehead St.	10
02-12-2021	Tevin Brown	SE Missouri	9
01-23-2021	Dionte Bostick	Tenn. Tech	9
01-16-2021	Dionte Bostick	UT Martin	9
11-20-2020	Tevin Brown	Greenville	9
12-07-2019	DaQuan Smith	Middle Tenn.	9
11-26-2019	Chico Carter, Jr.	Brescia	9
02-21-2019	Ja Morant	UT Martin	9
01-26-2019	Ja Morant	Tennessee St.	9
01-24-2019	Ja Morant	Belmont	9
12-02-2017	Ja Morant	Florida A&M	9
12-22-2017	Ja Morant	Detroit Mercy	9
02-22-2018	Ja Morant	Eastern Ill.	9
02-11-2017	Jonathan Stark	Austin Peay	9
11-20-2016	Jonathan Stark	UMKC	9
03-02-2016	Bryce Jones	Eastern Ill.	9
01-23-2014	Cameron Payne	Tenn. Tech	9
01-19-2013	Isaiah Canaan	SIUE	9
03-03-2009	Isacc Miles	Tenn. State	9
01-24-2009	Isacc Miles	SE Missouri	9
12-21-2008	Kevin Thomas	Oral Roberts	9
01-26-2008	Kevin Thomas	SE Missouri	9
01-08-2005	Keith Jenifer	Eastern Ky.	9
01-27-2003	Mark Borders	Tenn. State	9
02-15-1997	Chad Townsend	Morehead St.	9
01-09-1997	Chad Townsend	Eastern Ill.	9
12-28-1996	Chad Townsend	Alcorn State	9
12-14-1996	Chad Townsend	Arkansas St.	9
12-28-1994	Kenneth Taylor	Milligan	9
02-12-1993	Cedric Gumm	Middle Tenn.	9
12-28-1990	Greg Coble	South Ala.	9
01-09-1988	Don Mann	Tenn. State	9

SINGLE GAME STEAL LEADERS

Date	Player	Opponent	S
12-13-2008	Kevin Thomas	Missouri	8
02-07-1983	Brian Stewart	Eastern Ill.	8
12-08-2018	Shaq Buchanan	Middle Tenn.	7
01-19-2013	Isaiah Canaan	SIUE	7
01-05-2019	Shaq Buchanan	Eastgern Ky.	6
11-20-2015	Cameron Payne	Brescia	6
01-29-2015	Cameron Payne	Eastern Ky.	6
01-04-2010	Danero Thomas	UT Martin	6
01-09-2006	Trey Pearson	Eastern Ill.	6
11-28-2004	Trey Pearson	Missouri	6
01-29-2004	Chris Shumate	Eastern Ky.	6
11-26-2003	Adam Chiles	SIUE	6
02-20-2003	Cuthbert Victor	Eastern Ky.	6
01-20-2000	Aubrey Reese	Eastern Ky.	6
01-21-2021	Tevin Brown	Jacksonville St.	5
01-04-2018	Ja Morant	SE Missouri	5
12-19-2017	Jonathan Stark	Auburn	5
03-27-2014	Cameron Payne	Towson	5
11-23-2007	Danero Thomas	Avila	5
01-27-2007	Ray George	SE Missouri	5
02-28-2006	Shawn Witherspoon	UT Martin	5
11-23-2004	Trey Pearson	Arkansas Tech	5
02-26-2005	Pearson Griffith	Eastern Ill.	5
11-22-2002	Antione Whelchel	W. Florida	5
12-19-2002	James Singleton	Indiana St.	5
11-19-2001	Antione Whelchel	CO-Springs	5
11-19-2001	Antonio Henderson	CO-Springs	5
12-07-2001	Cuthbert Victor	Virginia Tech	5

12-30-2000	Isaac Spencer	Nebraska	5
01-08-2000	Aubrey Reese	UT Martin	5
01-30-2009	Aubrey Reese	Middle Tenn.	5
01-12-2009	Marlon Towns	Morehead St.	5

SINGLE GAME BLOCKED SHOT LEADERS

Date	Player	Opponent	B
Since 1998			
02-28-2006	Pearson Griffith	UT Martin	8
02-16-2010	Tony Easley	SE Missouri	7
01-30-2010	Tony Easley	UT Martin	7
12-03-2005	Pearson Griffith	San Antonio	7
01-03-2002	Cuthbert Victor	UT Martin	7
03-07-2020	Demond Robinson	Belmont	6
02-21-2015	Jarvis Williams	SIUE	6
11-20-2014	Cameron Payne	Brescia	6
02-09-2013	Ed Daniel	Tenn. State	6
02-23-2004	Cuthbert Victor	Texas A&M-CC	6
01-29-2004	Cuthbert Victor	Eastern Ky.	6
02-20-2003	Cuthbert Victor	Eastern Ky.	6
02-21-2002	James Singleton	Eastern Ky.	6
12-01-2001	James Singleton	UAB	6
11-18-2014	Cameron Payne	Middle Tenn.	5
04-03-2014	Jonathan Fairell	Yale	5
04-03-2014	Jarvis Williams	Yale	5
03-24-2014	Jarvis Williams	Omaha	5
11-26-2012	Ed Daniel	Lipscomb	5
12-01-2004	Pearson Griffith	San Antonio	5
12-19-2002	James Singleton	Indiana St.	5
03-02-2001	Andi Hornig	Eastern Ill.	5
12-17-2000	Andi Hornig	Southern Illinois	5

MSU 1000-POINT CLUB

12 Danero Thomas		2006-10				6-4			New Orleans, Louisiana																
YEAR	GP	GS	MIN	AVG	FG	FGA	PCT	3FG	FGA	PCT	FT	FTA	PCT	OR	DR	TOT	AVG	PF	FO	A	TO	BLK	STL	PTS	AVG
2006-07	28	8	458	16.4	46	126	.365	17	56	.304	34	48	.708	20	50	70	2.5	45	2	29	43	8	21	143	5.1
2007-08	31	30	865	27.9	135	301	.449	45	116	.388	67	88	.761	36	115	151	4.9	81	2	43	74	19	45	382	12.3
2008-09	31	31	893	28.8	138	327	.422	31	105	.295	80	110	.727	45	87	132	4.3	85	3	33	54	20	48	387	12.5
2009-10	36	35	963	26.8	141	335	.421	38	117	.325	45	75	.600	54	101	155	4.3	72	0	90	54	25	60	365	10.1
TOTAL	126	104	3179	25.2	460	1089	.422	131	394	.332	226	321	.704	155	353	508	4.0	283	7	195	225	72	174	1277	10.2

0 Isacc Miles		2008-11				6-2			Kansas City, Missouri																
YEAR	GP	GS	MIN	AVG	FG	FGA	PCT	3FG	FGA	PCT	FT	FTA	PCT	OR	DR	TOT	AVG	PF	FO	A	TO	BLK	STL	PTS	AVG
2008-09	31	31	932	30.1	108	250	.432	27	99	.273	87	124	.702	19	73	92	3.0	82	1	119	79	4	40	330	10.6
2009-10	36	36	969	26.9	112	240	.467	46	124	.371	78	100	.780	23	80	103	2.9	59	0	132	76	4	41	348	9.7
2010-11	32	32	934	29.2	113	254	.445	46	117	.393	72	103	.699	19	51	70	2.2	79	2	123	79	3	33	344	10.8
TOTAL	99	99	2835	28.6	333	744	.447	119	340	.350	237	327	.724	61	204	265	2.6	220	3	374	234	11	114	1022	10.3

42 Ivan Aska		2008-12				6-7			Ft. Lauderdale, Florida																
YEAR	GP	GS	MIN	AVG	FG	FGA	PCT	3FG	FGA	PCT	FT	FTA	PCT	OR	DR	TOT	AVG	PF	FO	A	TO	BLK	STL	PTS	AVG
2008-09	31	16	768	24.8	125	250	.527	0	0	.000	70	104	.673	73	108	181	5.8	78	0	7	39	7	16	320	10.3
2009-10	36	35	818	22.7	151	257	.588	0	0	.000	69	110	.627	57	114	171	4.8	76	1	23	66	12	27	371	10.3
2010-11	32	10	693	21.7	92	201	.458	0	0	.000	58	89	.652	48	117	165	5.2	69	0	14	45	15	18	242	7.6
2011-12	27	24	741	27.4	109	240	.479	2	5	.400	65	77	.844	52	109	161	6.0	58	0	13	37	14	14	285	10.4
TOTAL	126	85	3019	23.9	477	938	.516	2	5	.400	262	380	.684	230	448	678	5.3	281	1	57	187	48	75	1218	9.6

3 Isaiah Canaan		2009-13				6-0			Biloxi, Mississippi																
YEAR	GP	GS	MIN	AVG	FG	FGA	PCT	3FG	FGA	PCT	FT	FTA	PCT	OR	DR	TOT	AVG	PF	FO	A	TO	BLK	STL	PTS	AVG
2009-10	36	0	733	20.4	121	243	.498	54	112	.482	77	99	.778	12	69	81	2.3	69	1	56	60	1	31	373	10.4
2010-11	32	20	900	28.1	112	269	.416	58	144	.403	93	125	.744	15	46	61	1.9	58	0	76	64	3	34	375	11.7
2011-12	33	33	1112	33.7	187	400	.469	98	215	.458	154	184	.842	27	87	114	3.6	54	0	120	89	2	45	626	19.2
2012-13	31	30	1131	36.5	215	499	.431	94	254	.370	152	185	.822	19	91	110	3.5	58	0	133	98	4	47	676	21.8
TOTAL	132	83	3876	29.4	635	1421	.450	304	725	.419	477	593	.804	73	293	366	2.8	240	1	385	311	10	157	2050	15.5

1 Cameron Payne		2013-15				6-4			Memphis, Tennessee																
YEAR	GP	GS	MIN	AVG	FG	FGA	PCT	3FG	FGA	PCT	FT	FTA	PCT	OR	DR	TOT	AVG	PF	FO	A	TO	BLK	STL	PTS	AVG
2013-14	34	34	1110	32.6	190	470	.404	72	211	.341	120	155	.774	10	113	123	3.6	96	3	185	110	20	57	572	16.8
2014-15	35	35	1127	32.2	245	537	.456	84	223	.377	133	169	.787	21	108	129	3.7	72	2	209	87	17	68	707	20.2
TOTAL	69	69	2237	32.4	435	1007	.432	156	434	.359	253	324	.781	31	221	252	3.7	168	5	394	197	37	125	1279	18.5

4 Jarvis Williams		2013-15				6-7			Macon, Georgia																
YEAR	GP	GS	MIN	AVG	FG	FGA	PCT	3FG	FGA	PCT	FT	FTA	PCT	OR	DR	TOT	AVG	PF	FO	A	TO	BLK	STL	PTS	AVG
2013-14	34	34	1105	32.5	184	284	.648	0	0	.000	137	208	.659	128	210	338	9.9	89	3	22	67	60	26	505	14.9
2014-15	35	35	1085	31.0	199	351	.567	0	1	.000	152	228	.667	135	158	293	8.4	95	6	32	48	35	26	550	15.7
TOTAL	69	69	2190	31.7	383	635	.603	0	1	.000	289	436	.663	263	368	631	9.1	184	9	54	115	95	52	1055	15.3



Photo by: Jerry Margolis

MSU 1000-POINT CLUB

31 Jeffery Moss		2012-16			6-4			Madison, Alabama																	
YEAR	GP	GS	MIN	AVG	FG	FGA	PCT	3FG	FGA	PCT	FT	FTA	PCT	OR	DR	TOT	AVG	PF	FO	A	TO	BLK	STL	PTS	AVG
2012-13	29	0	621	21.4	40	95	.421	25	62	.403	24	26	.923	11	48	59	2.0	45	0	38	28	5	16	129	4.4
2013-14	34	34	1170	34.4	147	337	.436	58	153	.379	96	120	.800	24	90	114	3.4	72	1	72	42	10	15	448	13.2
2014-15	35	35	1160	33.1	136	279	.487	55	130	.423	64	75	.853	33	101	134	3.8	78	0	76	42	4	37	391	11.2
2015-16	31	31	1106	35.7	146	336	.435	80	193	.415	69	88	.784	28	97	125	4.0	70	0	63	40	3	23	441	14.2
TOTAL	129	100	4057	31.4	469	1047	.448	218	538	.405	253	309	.819	96	336	432	3.3	265	1	249	152	22	91	1409	10.9

2 Jonathan Stark		2016-18			6-0			Munford, Tennessee																	
YEAR	GP	GS	MIN	AVG	FG	FGA	PCT	3FG	FGA	PCT	FT	FTA	PCT	OR	DR	TOT	AVG	PF	FO	A	TO	BLK	STL	PTS	AVG
2016-17	33	33	1207	36.6	249	568	.438	108	254	.425	117	141	.830	9	119	128	3.9	75	2	172	95	1	43	723	21.9
2017-18	32	32	1165	36.4	221	490	.451	110	276	.399	133	149	.893	12	73	85	2.7	56	1	126	78	6	43	685	21.4
TOTAL	65	65	2372	36.5	470	1058	.444	218	530	.411	250	290	.862	21	192	213	3.3	131	3	298	173	7	86	1408	21.7

0 Terrell Miller		2016-18			6-8			Jacksonville, Florida																	
YEAR	GP	GS	MIN	AVG	FG	FGA	PCT	3FG	FGA	PCT	FT	FTA	PCT	OR	DR	TOT	AVG	PF	FO	A	TO	BLK	STL	PTS	AVG
2016-17	33	31	976	29.6	184	386	.477	67	169	.396	94	121	.777	78	191	269	8.2	108	3	46	79	7	26	529	16.0
2017-18	32	32	979	30.6	178	355	.501	70	174	.402	57	79	.722	34	241	275	8.6	80	1	50	59	16	26	483	15.1
TOTAL	65	63	1955	30.1	362	741	.489	137	343	.399	151	200	.755	112	432	544	8.4	188	4	96	138	23	52	1012	15.6

12 Ja Morant		2017-19			6-3			Dalzell, S.C.																	
YEAR	GP	GS	MIN	AVG	FG	FGA	PCT	3FG	FGA	PCT	FT	FTA	PCT	OR	DR	TOT	AVG	PF	FO	A	TO	BLK	STL	PTS	AVG
2017-18	32	32	1088	34.0	133	290	.459	27	88	.307	112	139	.806	55	153	208	6.5	64	0	201	79	13	30	405	12.7
2018-19	33	33	1207	36.6	265	531	.499	57	157	.363	221	272	.813	40	148	188	5.7	48	0	331	170	27	58	808	24.5
TOTAL	65	65	2295	35.3	398	821	.485	84	245	.343	333	411	.810	95	301	396	6.1	112	0	532	249	40	88	1213	18.7

10 Tevin Brown		2017-21			6-5			Fairhope, Ala.																	
YEAR	GP	GS	MIN	AVG	FG	FGA	PCT	3FG	FGA	PCT	FT	FTA	PCT	OR	DR	TOT	AVG	PF	FO	A	TO	BLK	STL	PTS	AVG
2018-10	33	33	1082	32.8	130	314	.414	90	242	.372	38	47	.809	19	135	154	4.7	71	1	75	37	19	36	388	11.8
2019-20	32	32	1197	37.4	172	385	.447	85	203	.419	143	194	.737	12	136	148	4.6	63	0	117	82	12	38	572	17.9
2020-21	26	26	924	35.5	133	315	.422	73	196	.372	44	61	.721	14	139	153	5.9	37	0	111	42	16	36	383	14.7
2021-22	34	34	1196	35.2	187	438	.427	106	276	.384	92	123	.748	20	170	190	5.6	52	0	104	62	21	47	572	16.8
TOTAL	125	125	4398	35.2	622	1452	.428	354	917	.386	317	425	.746	65	580	645	5.2	223	1	407	223	68	157	1915	15.3

23 KJ Williams		2018-21			6-10			Cleveland, Miss.																	
YEAR	GP	GS	MIN	AVG	FG	FGA	PCT	3FG	FGA	PCT	FT	FTA	PCT	OR	DR	TOT	AVG	PF	FO	A	TO	BLK	STL	PTS	AVG
2018-19	22	582	18.2	111	159	.698	1	5	.200	20	38	.526	58	93	151	4.7	60	0	15	21	19	18	243	7.6	
2019-20	32	8	745	23.3	156	287	.544	18	50	.360	75	112	.670	63	169	232	7.3	73	0	33	50	21	34	405	12.7
2020-21	26	26	743	28.6	164	289	.567	26	63	.413	52	78	.667	67	153	220	8.5	67	2	25	54	15	27	406	15.6
2021-22	34	34	989	29.1	245	455	.538	47	113	.327	86	123	.699	92	193	285	8.4	72	0	24	50	21	48	613	18.0
TOTAL	124	90	3059	24.7	676	1190	.568	82	231	.355	233	351	.664	280	608	888	7.2	272	2	97	175	76	127	1667	13.4



Photo by: Fred Mulane

MSU 1000-POINT CLUB CHRONOLOGICAL & FASTEST TO 1000



Moss



Williams



Payne



Canaan



Aska



Miles



Thomas

CHRONOLOGICAL TO 1000 POINTS

Date	Player	Gms	H/A	Opp
02-13-52	Garrett Beshear	81	H	TTU
02-16-52	Bennie Purcell	108	A	WKU
12-01-54	Howie Crittenden	56	H	Ky. Wes.
12-19-63	Jim Jennings	53	H	W. Texas
03-02-65	John Namciu	66	H	Morehead
12-13-65	Stewart Johnson	51	H	San Fern
02-26-66	Herb McPherson	49	A	WKU
12-06-69	Claude Virden	48	A	Canisius
01-23-71	Jimmy Young	69	H	WKU
02-27-71	Hector Blondet	68	A	WKU
12-09-72	Les Taylor	50	A	O. Roberts
02-04-74	Marcelous Starks	68	A	APSU
02-23-74	Mike Coleman	48	A	MTSU
12-03-75	Jesse Williams	78	H	Tn. Wes.
11-27-76	Grover Woolard	78	N	(5)NE La.
02-13-78	Mike Muff	49	A	EKU
12-30-81	Lamont Sleets	60	H	W. Va. Tech
11-29-82	Glen Green	88	H	Bradley
12-02-87	Jeff Martin	60	H	Chr. Bros
03-12-88	Don Mann	79	H	EKU
12-22-90	Popeye Jones	75	A	(4)Wright
02-09-91	Paul King	107	H	EKU
01-15-92	Frank Allen	75	H	VCU
02-26-94	Cedric Gumm	116	H	APSU
12-28-94	Marcus Brown	68	H	Milligan
02-05-96	Vincent Rainey	73	H	TSU
01-15-98	De'Teri Mayes	48	H	EIU
11-20-99	Isaac Spencer	67	H	C. Springs
01-22-00	Aubrey Reese	84	A	Morehead
02-07-02	Justin Burdine	101	H	TTU
01-26-04	Chris Shumate	102	A	Tx A&M-CC
12-13-03	Antoine Whelchel	97	H	Chicago St
11-23-03	Cuthbert Victor	90	H	Wagner
02-08-07	S. Witherspoon	112	H	EKU
02-12-09	Tyler Holloway	100	H	TTU
12-05-09	Danero Thomas	96	H	Morehead
03-04-11	Isacc Miles	97	N	(1)TTU
11-23-11	Ivan Aska	103	A	Anchorage
01-04-12	Isaiah Canaan	83	H	EKU
01-31-15	Cameron Payne	57	H	UTM
03-07-15	Jarvis Williams	65	N	(2)Belmont
11-23-15	Jeffery Moss	102	N	(3)UWM
01-06-18	Jonathan Stark	48	H	UT Martin
03-26-18	Terrell Miller	65	N	(6)W. Virginia
02-16-19	Ja Morant	57	A	EKU
12-05-20	Tevin Brown	68	H	Illinois State
02-18-21	KJ Williams	86	H	Eastern Ill.

FASTEST TO 1000 POINTS

Date	Player	Gms	H/A	Opp
01-08-18	Jonathan Stark	48	H	UTM
01-15-98	De'Teri Mayes	48	H	EIU
02-23-74	Mike Coleman	48	A	MTSU
12-06-69	Claude Virden	48	A	Canisius
02-26-66	Herb McPherson	49	A	WKU
02-13-78	Mike Muff	49	A	EKU
12-09-72	Les Taylor	50	A	O. Roberts
12-13-65	Stewart Johnson	51	H	San Fern.
12-19-63	Jim Jennings	53	H	W. Texas
12-01-54	Howie Crittenden	56	H	Ky. Wes.
02-16-19	Ja Morant	57	A	EKU
01-31-15	Cameron Payne	57	H	UTM
12-30-81	Lamont Sleets	60	H	W. Va. Tech
12-02-87	Jeff Martin	60	H	Chr. Bros
03-26-18	Terrell Miller	65	N	(6) W. Virginia
03-07-15	Jarvis Williams	65	N	(2)Belmont
03-02-65	John Namciu	66	H	Morehead
11-20-99	Isaac Spencer	67	H	C. Springs
02-27-71	Hector Blondet	68	A	WKU
02-04-74	Marcelous Starks	68	A	APSU
12-28-94	Marcus Brown	68	H	Milligan
12-05-20	Tevin Brown	68	H	Illinois State
01-23-71	Jimmy Young	69	H	WKU
02-05-96	Vincent Rainey	73	H	TSU
12-22-90	Popeye Jones	75	A	(4)Wright
01-15-92	Frank Allen	75	H	VCU
12-03-75	Jesse Williams	78	H	Tenn.Wes.
11-27-76	Grover Woolard	78	N	(5)NE La.
03-12-88	Don Mann	79	H	EKU
02-13-52	Garrett Beshear	81	H	TTU
01-04-12	Isaiah Canaan	83	H	EKU
01-22-00	Aubrey Reese	84	A	Morehead
02-18-21	KJ Williams	86	H	Eastern Ill.
11-29-82	Glen Green	88	H	Bradley
11-23-03	Cuthbert Victor	90	H	Wagner
12-05-09	Danero Thomas	96	H	Morehead
03-04-11	Isacc Miles	97	N	(1)TTU
12-13-03	Antoine Whelchel	97	H	Chicago St
02-12-09	Tyler Holloway	100	H	TTU
02-07-02	Justin Burdine	101	H	TTU
01-26-04	Chris Shumate	102	A	Tx A&M-CC
11-23-15	Jeffery Moss	102	N	(3)UWM
11-23-11	Ivan Aska	103	A	Anchorage
02-16-52	Bennie Purcell	108	A	WKU
02-09-91	Paul King	107	H	EKU
02-08-07	S. Witherspoon	112	H	EKU
02-26-94	Cedric Gumm	116	H	APSU

- 1, 2 Nashville, Tenn., OVC Tourn., Municipal Aud.
- 3 Estero, Fla., Gulf Coast Showcase, Germain Arena
- 4 Dayton, OH, U.S. Air Classic
- 5 New Orleans, LA, Tip-Off Classic
- 6 San Diego, Calif., NCAA Tournament



Photo by: Jackson Van Kirk

Terrell Miller



Photo by: Dave Winder

Jonathan Stark

CAREER SCORING RECORDS



Rainey



Allen



Beshear




Green



Williams



Coleman



Virden

SEASON SCORING

Rk	Player	Season	Games	Points
1.	Ja Morant	2018-19	33	808
2.	Jeff Martin	1987-88	31	806
3.	Marcus Brown	1995-96	29	767
4.	Jeff Martin	1998-89	29	745
5.	Jonathan Stark	2016-17	33	723
6.	De'Teri Mayes	1997-98	33	711
7.	Cameron Payne	2014-15	35	707
8.	Jonathan Stark	2017-18	32	685
9.	Isaiah Canaan	2012-13	31	676
10.	Marcus Brown	1994-95	30	671
11.	Popeye Jones	1990-91	33	666
12.	Claude Virden	1968-69	28	657
13.	Vincent Rainey	1996-97	30	656
14.	Aubrey Reese	1999-00	32	653
15.	Howie Crittenden	1953-54	31	652
	Justin Burdine	2001-02	32	652
17.	Isaac Spencer	1999-00	32	638
18.	Popeye Jones	1991-92	30	632
19.	De'Teri Mayes	1996-97	30	629
20.	Isaiah Canaan	2011-12	33	626
	Isaac Spencer	2000-11	29	626
22.	KJ Williams	2021-22	34	613
23.	Mike Coleman	1973-74	25	602
24.	Garrett Beshear	1952-53	25	601
25.	Bennie Purcell	1951-52	34	600
26.	Jeff Martin	1986-87	28	594
27.	Mike Muff	1977-78	25	589
28.	Popeye Jones	1989-90	30	586
29.	Tevin Brown	2021-22	34	572
	Tevin Brown	2019-20	32	572
	Cameron Payne	2013-14	34	572
32.	Glen Green	1982-83	29	565
33.	Vincent Rainey	1995-96	29	564
34.	Les Taylor	1972-73	25	560
35.	Jarvis Williams	2014-15	35	550
36.	Jesse Williams	1975-76	26	548
37.	Vincent Rainey	1994-95	29	544
38.	Garrett Beshear	1951-52	33	541
39.	Gary Hooker	1979-80	29	538
	Les Taylor	1971-72	21	538
41.	Claude Virden	1969-70	26	530
	Howie Crittenden	1955-56	25	530
43.	Terrell Miller	2016-17	33	529
	Chuck Glass	1985-86	29	529
	Herb McPherson	1965-66	25	529
46.	Marcus Brown	1993-94	29	526
47.	Lamont Sleets	1979-80	31	522
48.	Stewart Johnson	1964-65	26	520
	John Namciu	1964-65	26	520
50.	Jesse Williams	1974-75	25	519
51.	Jim Jennings	1961-62	25	512
52.	Jarvis Williams	2013-14	34	505
53.	Herb McPherson	1966-67	23	501
54.	Cuthbert Victor	2003-04	34	495
55.	Jim Jennings	1961-62	25	490
56.	Mike Muff	1976-77	26	488
57.	Isaac Spencer	1998-99	31	484
58.	Terrell Miller	2017-18	32	483
	Herb McPherson	1964-65	26	483
	Ricky Hood	1982-83	29	483
61.	Frank Allen	1992-93	28	468
62.	Aubrey Reese	1998-88	31	466

SEASON SCORING AVERAGE

Rk	Player	Season	Games	Avg
1.	Marcus Brown	1995-96	29	26.4
2.	Jeff Martin	1987-88	31	26.0
3.	Jeff Martin	1988-89	29	25.7
4.	Les Taylor	1971-72	21	25.6
5.	Ja Morant	2018-19	33	24.5
6.	Mike Coleman	1973-74	25	24.1
7.	Garrett Beshear	1952-53	25	24.0
8.	Mike Muff	1977-78	25	23.6
9.	Claude Virden	1968-69	28	23.5
10.	Les Taylor	1972-73	25	22.4
11.	Marcus Brown	1994-95	30	22.4
12.	Jonathan Stark	2016-17	33	21.9
	Vincent Rainey	1996-97	30	21.9
14.	Isaiah Canaan	2012-13	31	21.8
	Herb McPherson	1966-67	23	21.8
16.	Isaac Spencer	2000-01	29	21.6
17.	De'Teri Mayes	1997-98	33	21.5
	Jonathan Stark	2017-18	32	21.4
19.	Jeff Martin	1986-87	28	21.2
	Herb McPherson	1965-66	25	21.2
	Howie Crittenden	1955-56	25	21.2
22.	Popeye Jones	1991-92	30	21.1
	Jesse Williams	1975-76	26	21.1
24.	De'Teri Mayes	1996-97	30	21.0
	Howie Crittenden	1953-54	31	21.0
26.	Howie Crittenden	1954-55	23	20.9
27.	Jesse Williams	1974-75	25	20.8
28.	Jim Jennings	1961-62	25	20.5
29.	Justin Burdine	2001-02	32	20.4
	Aubrey Reese	1999-00	32	20.4
	Claude Virden	1969-70	26	20.4
32.	Cameron Payne	2014-15	35	20.2
33.	Popeye Jones	1990-91	33	20.2
34.	John Namciu	1964-65	26	20.0
	Stewart Johnson	1964-65	26	20.0
36.	Isaac Spencer	1999-00	32	19.9
37.	Jim Jennings	1963-64	25	19.6
38.	Popeye Jones	1989-90	30	19.5
	Glen Green	1982-83	29	19.5
40.	Vincent Rainey	1995-96	29	19.4
41.	Isaiah Canaan	2011-12	33	19.0
42.	Vincent Rainey	1994-95	29	18.8
	Mike Muff	1976-77	26	18.8
44.	Gary Hooker	1979-80	29	18.6
	Herb McPherson	1964-65	26	18.6
46.	Dick Kinder	1955-56	25	18.4
47.	Lamont Sleets	1983-84	21	18.3
48.	Chuck Glass	1985-86	29	18.2
49.	Marcus Brown	1993-94	29	18.1
50.	KJ Williams	2021-22	34	18.0
51.	Tevin Brown	2019-20	32	17.9
52.	Don Mann	1987-88	24	17.7
53.	Frank Allen	1991-92	25	17.6
	Bennie Purcell	1951-52	34	17.6
55.	Jim Jennings	1962-63	21	17.5
56.	Mike Coleman	1972-73	25	17.4
57.	Tevin Brown	2021-22	34	16.8
58.	Cameron Payne	2013-14	34	16.8
	Lamont Sleets	1979-80	31	16.8
60.	Frank Allen	1992-93	28	16.7
	Ricky Hood	1982-83	29	16.7
	Lamont Sleets	1980-81	27	16.7



Les Taylor




Herb McPherson


CAREER FIELD GOAL RECORDS



Easley




Lahm



Ogden



Hood



Martin



Daniel




Jarrett

CAREER FIELD GOALS MADE

Rk	Player	Seasons	Games	Total
1.	Jeff Martin	1985-89	117	926
2.	Isaac Spencer	1997-01	125	823
3.	Popeye Jones	1988-92	123	782
4.	Marcus Brown	1992-96	118	736
5.	Lamont Sleet	1980-84	111	714
6.	Vincent Rainey	1993-97	113	695
7.	KJ Williams	2018-22	124	676
8.	Jesse Williams	1972-76	101	675
9.	Garrett Beshear	1949-53	115	641
10.	Isaiah Canaan	2009-13	132	635
11.	Howie Crittenden	1952-56	101	632
12.	Tevin Brown	2018-22	125	622
13.	Claude Viriden	1967-70	71	620
14.	Grover Woolard	1973-77	102	609
15.	Herb McPherson	1964-67	74	606
16.	Glen Green	1979-83	115	603
17.	Cuthbert Victor	2000-04	123	581
18.	Frank Allen	1989-93	116	566
19.	Les Taylor	1970-73	70	562
20.	Stewart Johnson	1963-66	76	533
21.	Jim Jennings	1961-64	71	524
22.	Ivan Aska	2008-12	126	477
23.	De'Teri Mayes	1996-98	63	473
24.	Jonathan Stark	2016-18	65	470
25.	Jeffrey Moss	2012-16	129	469
26.	Chris Shumate	1999-04	117	459
	Marcelous Starks	1971-74	75	459
28.	Danero Thomas	2006-10	125	457
29.	Antoine Whelchel	2000-04	124	456
30.	Mike Coleman	1972-74	50	455
31.	Mike Muff	1976-78	51	452
32.	Don Mann	1985-89	111	451
33.	Cameron Payne	2013-15	69	435
34.	Hector Blondet	1969-71	69	430
35.	Justin Burdine	1998-02	110	429
36.	S. Witherspoon	2002-07	121	427
37.	Chris Ogden	1986-90	117	414
38.	Bennie Purcell	1948-52	116	402
39.	Aubrey Reese	1997-00	96	399
40.	Ja Morant	2017-19	65	398
	Dick Cunningham	1965-68	71	398
42.	Jarvis Williams	2013-15	69	383
43.	Terry Darnell	1956-59	72	378
44.	Tony Easley	2005-10	121	372
45.	Al Varnas	1961-64	67	368
46.	Terrell Miller	2016-18	65	362
47.	Kenney Hammonds	1978-82	93	361
	Zach Blasingame	1974-77		361
49.	Tyler Holloway	2005-09	121	351
51.	Cedric Gumm	1990-94	120	350
52.	Quitman Sullins	1954-58	80	344
	Ricky Hood	1981-83	57	344
54.	Paul King	1987-91	124	342
55.	Rod Murray	1997-00	92	341
56.	Jimmy Young	1969-71	50	336
57.	Isacc Miles	2008-11	99	333
58.	Dick Kinder	1954-56	49	327
59.	Ron Johnson	1968-71	78	323
60.	Brian Stewart	1980-84	109	321
61.	Chuck Glass	1984-86	57	315
62.	Gene Pendleton	1962-65	73	312
63.	Ed Daniel	2009-13	128	311


CAREER FG PERCENTAGE (Minimum 200 At)

Rk	Player	Seasons	FGM-A	AVG
1.	Devin Gilmore	2017-21	173-248	.698
2.	Tony Easley	2005-10	372-571	.651
3.	Wayne Langston	2014-16	193-309	.625
4.	Jarvis Williams	2013-15	383-635	.603
5.	Jonathan Fairell	2013-15	170-285	.596
6.	Mike Lahm	1983-85	200-338	.592
7.	Chris Ogden	1986-90	414-701	.591
8.	Cuthbert Victor	2000-04	581-987	.589
9.	Demond Robinson	2019-21	144-249	.578
10.	DJ Burns	2021-23	182-319	.571
11.	Brandon Garrett	2010-13	118-207	.570
12.	KJ Williams	2018-22	676-1190	.568
13.	Ricky Hood	1981-83	344-607	.567
	James Singleton	2001-03	298-526	.567
15.	Marcelous Starks	1971-74	459-813	.565
16.	Lawrence Bussell	1992-94	122-217	.562
17.	Vada Martin	1981-85	296-531	.557
18.	Ed Daniel	2009-13	311-560	.555
19.	Gary Hooker	1979-80	214-387	.553
20.	Bill Mancini	1969-72	269-491	.548
21.	Isaac Spencer	1997-01	823-1524	.540
	Danny Jarrett	1976-78	115-213	.540
23.	Antoine Teague	1992-94	126-235	.536
24.	John Jackson	1990-91	131-245	.535
25.	Jeff Hughes	1973-76	131-245	.533
26.	Allen Mann	1978-80	153-290	.528
27.	Jeffery McClain	2008-11	174-330	.527
28.	Jeff Martin	1985-89	926-1774	.522
29.	Marvin Williams	2006-08	118-227	.520
30.	S. Witherspoon	2002-07	427-822	.519
	Kenney Hammonds	1978-82	361-696	.519
32.	Ivan Aska	2008-12	477-938	.516
	Steve Barrett	1971-74	207-401	.516
34.	Les Taylor	1970-73	562-1091	.515
	Larry Moffett	1974-75	140-272	.515
36.	Zach Blasingame	1974-77	361-701	.514
	Antwan Hoard	1992-94	206-401	.514
38.	Kelvin Brown	2003-04	146-285	.512
	Chuck Glass	1984-86	315-615	.512
	Larry Bale	1959-61	175-342	.512
41.	Bennie Goheen	1962-65	163-319	.511
42.	Greg Anderson	1994-96	181-359	.504
43.	Darnell Adell	1972-74	169-336	.503
44.	Jerry Wilson	1990-94	234-467	.501
	Jesse Williams	1972-76	575-1347	.501
	Hector Blondet	1969-71	430-857	.501
47.	Ray Cunningham	1998-01	208-416	.500
48.	Harold Loughary	1948-50	175-351	.499
49.	Jimmy Young	1969-71	336-678	.496
50.	Grover Woolard	1973-77	448-906	.494
51.	Marcus Brown	1992-96	736-1493	.493
	Popeye Jones	1988-92	782-1586	.493
	Craig Talley	1983-85	261-529	.493
54.	Claude Viriden	1967-70	620-1262	.491
55.	Grover Woolard	1973-77	609-1241	.490
56.	Terrell Miller	2016-18	362-741	.489
	Glen Green	1979-83	603-1234	.489
58.	Fred Walker	1994-96	145-298	.487
59.	Rod Murray	1997-00	341-702	.486
60.	Ja Morant	2017-19	398-821	.485
61.	Mike Muff	1976-78	452-934	.484
62.	Pearson Griffith	2003-06	144-296	.483



MSU Archives

Vada Martin



MSU Archives

Gary Hooker


SEASON FIELD GOAL RECORDS



Glass




Muff



Woolard



Blondet



Johnson



Aska




Virgil

SEASON FIELD GOALS MADE

Rk	Player	Season	Games	Total
1.	Jeff Martin	1987-88	31	304
2.	Claude Virden	1968-69	28	275
3.	Popeye Jones	1990-91	33	268
4.	Jeff Martin	1988-89	29	266
5.	Ja Morant	2018-19	33	265
6.	Mike Coleman	1973-74	25	260
7.	Marcus Brown	1995-96	29	254
8.	Jonathan Stark	2016-17	33	249
9.	Mike Muff	1977-78	25	247
10.	De'Teri Mayes	1997-98	33	246
11.	KJ Williams	2021-22	34	245
	Cameron Payne	2014-15	35	245
13.	Isaac Spencer	1999-00	32	240
14.	Justin Burdine	2001-02	32	239
15.	Jesse Williams	1975-76	26	237
	Jesse Williams	1974-75	25	237
17.	Popeye Jones	1991-92	30	232
18.	Vincent Rainey	1996-97	30	228
	Jeff Martin	1986-87	28	228
20.	De'Teri Mayes	1996-97	30	227
21.	Glen Green	1982-83	29	226
22.	Isaac Spencer	2000-01	29	225
23.	Jonathan Stark	2017-18	32	221
24.	Claude Virden	1969-70	26	220
25.	Marcus Brown	1994-95	30	219
	Les Taylor	1972-73	25	219
27.	Vincent Rainey	1995-96	29	217
	Popeye Jones	1989-90	30	217
29.	Isaiah Canaan	2012-13	31	215
	Howie Crittenden	1954-55	31	215
	Bennie Purcell	1951-52	34	215
32.	Gary Hooker	1979-80	29	214
33.	Garrett Beshear	1951-52	33	212
34.	Stewart Johnson	1964-65	26	210
35.	Herb McPherson	1965-66	25	209
	Garrett Beshear	1952-53	25	209
37.	Vincent Rainey	1994-95	29	206
	Jim Jennings	1961-62	25	206
39.	Chuck Glass	1985-86	29	205
	Mike Muff	1976-77	26	205
41.	Aubrey Reese	1999-00	32	200
	Les Taylor	1971-72	21	200
43.	Jarvis Williams	2014-15	35	199
	Ricky Hood	1982-83	29	199
	Herb McPherson	1966-67	23	199
46.	Herb McPherson	1964-65	26	198
47.	Mike Coleman	1972-73	25	195
48.	Cameron Payne	2013-14	34	190
	Cuthbert Victor	2003-04	34	190
50.	Tevin Brown	2021-22	34	187
51.	Isaiah Canaan	2011-12	33	187
	Isaac Spencer	1998-99	31	187
	Mont Sleet	1979-80	30	187
54.	Grover Woolard	1974-75	25	186
55.	Terrell Miller	2016-17	33	184
	Jarvis Williams	2013-14	34	184
57.	Marcus Brown	1993-94	29	182
58.	Stewart Johnson	1963-64	25	180
59.	Terrell Miller	2017-18	32	178
	Lamont Sleet	1982-83	29	178
	Dick Kinder	1955-56	25	178
62.	Howie Crittenden	1955-56	25	176

SEASON FG PERCENTAGE (Min. 100 Attempts)

Rk	Player	Season	FGM-A	AVG
1.	KJ Williams	2018-19	111-159	.698
2.	Tony Easley	2007-08	115-167	.689
3.	Brandon Garrett	2012-13	86-132	.652
4.	Jarvis Williams	2013-14	184-284	.648
	Jonathan Fairell	2013-14	92-142	.648
	Tony Easley	2009-10	140-216	.648
7.	Isaac Spencer	1997-98	171-270	.633
	Lawrence Bussell	1993-94	76-120	.633
9.	Wayne Langston	2015-16	163-259	.629
	Cuthbert Victor	2003-04	190-302	.629
11.	Wayne Langston	2014-16	193-309	.625
12.	Chris Ogden	1987-88	107-173	.618
13.	Marcelous Starks	1973-73	162-264	.614
14.	Tony Easley	2008-09	84-137	.613
15.	Mike Lahm	1984-85	108-177	.610
16.	James Singleton	2001-02	145-243	.597
17.	Cuthbert Victor	2002-03	170-285	.596
18.	Chris Ogden	1989-90	141-238	.592
19.	Billy Chumbler	1966-67	144-245	.588
	Ivan Aska	2009-10	151-257	.588
21.	KJ Williams	2020-21	164-289	.567
22.	Jeffery McClain	2010-11	77-132	.583
23.	Demond Robinson	2020-21	71-112	.578
	Steve Barrett	1973-74	66-114	.578
25.	Ed Daniel	2011-12	74-128	.576
26.	DJ Burns	2021-22	77-134	.575
27.	Chris Ogden	1988-89	136-236	.571
28.	Mike Lahm	1983-84	92-161	.579
29.	Ricky Hood	1982-83	199-350	.569
30.	DJ Burns	2022-23	105-185	.568
31.	Jarvis Williams	2014-15	199-351	.567
	Duane Virgil	1998-99	141-248	.567
33.	Bill Mancini	1970-71	80-141	.565
34.	Cuthbert Victor	2000-01	70-124	.564
35.	Ricky Hood	1981-82	145-257	.563
36.	Larry Bale	1960-61	98-174	.563
	Antoine Teague	1992-93	67-119	.563
	Vada Martin	1983-84	121-215	.562
39.	Antwan Hoard	1992-93	104-185	.560
40.	Darnell Adell	1973-74	79-141	.560
	Ed Daniel	2012-13	135-241	.560
	Marcelous Starks	1973-74	145-259	.569
43.	Zach Blasingame	1976-77	123-220	.558
44.	Jeff Martin	1987-88	304-545	.558
	Jesse Williams	1974-75	237-425	.556
46.	Isaac Spencer	1999-00	240-432	.554
47.	Shawn Witherspoon	2004-05	107-193	.554
	Vada Martin	1984-85	138-249	.554
49.	Gary Hooker	1979-80	214-387	.553
50.	Allen Mann	1979-80	95-172	.552
	Shawn Witherspoon	2003-04	74-134	.552
52.	Fran Watrous	1955-56	76-138	.551
53.	Don Mann	1985-86	67-122	.549
54.	Ed Daniel	2010-11	68-124	.548
55.	Cuthbert Victor	2001-02	151-276	.547
56.	Steve Barrett	1972-73	65-119	.546
	Bill Mancini	1971-72	107-196	.546
58.	Jonathan Fairell	2014-15	78-143	.545
	Kenney Hammonds	1980-81	114-209	.545
60.	KJ Williams	2018-20	156-287	.544
61.	Rod Murray	1997-98	116-214	.542
62.	James Singleton	2002-03	153-283	.541



Antoine Teague



Shawn Witherspoon

CAREER 3-POINT RECORDS



Canaan



Allen



Holloway



Mann



Burdine



Mayes



King

CAREER 3-POINT GOALS MADE

Rk	Player	Seasons	Games	Total
1.	Tevin Brown	2018-22	125	354
2.	Isaiah Canaan	2009-13	132	304
3.	Frank Allen	1989-93	116	251
4.	Jonathan Stark	2016-18	65	218
	Jeffrey Moss	2012-16	129	218
6.	Tyler Holloway	2005-09	121	207
7.	Don Mann	1985-89	111	204
8.	Justin Burdine	1998-02	110	198
9.	De'Teri Mayes	1996-98	63	186
10.	Paul King	1987-91	124	173
	Marcus Brown	1992-96	118	173
12.	Chris Shumate	1999-04	117	170
13.	Cameron Payne	2013-15	69	156
14.	Terrell Miller	2016-18	65	137
15.	Rick Jones	2002-04	62	133
16.	Dexter Fields	2012-14	65	132
17.	Danero Thomas	2006-10	125	131
18.	B.J. Jenkins	2009-11	68	124
19.	William Moore	1993-95	58	123
20.	Antoine Whelchel	2000-04	124	122
21.	Isacc Miles	2008-11	99	119
22.	T.J. Sapp	2013-15	59	111
	Trey Pearson	2004-06	56	111
24.	Donte Poole	2008-12	117	109
25.	Aaron Page	1996-00	115	106
26.	Aubrey Reese	1997-00	96	104
27.	Cedric Gumm	1990-94	120	103
28.	Jeff Martin	1985-89	117	97
29.	Shawn Witherspoon	2002-07	121	93
30.	Bryce Jones	2015-17	64	91
	Justin Seymour	2014-16	65	91
32.	Darren Dawson	1995-97	59	89
33.	DaQuan Smith	2018-22	93	87
34.	Justice Hill	2020-22	60	85
35.	Ja Morant	2017-19	65	84
36.	Darnell Hopkins	2004-06	59	84
37.	KJ Williams	2018-22	125	82
38.	Stacy Wilson	2011-13	63	81
39.	Vincent Rainey	1993-97	113	79
40.	Greg Coble	1989-91	62	76
41.	Maurice Cannon	1991-93	60	69
42.	Shaq Buchanan	2018-19	65	68
43.	Jaiveon Eaves	2018-20	60	67
	Rod Murray	1997-00	92	67
45.	Bruce Carter	2006-08	61	66
	Kevin Paschel	2000-04	124	66
47.	DaQuan Smith	2019-20	60	64
48.	Chico Carter	2019-21	48	59
49.	Rob Perry	2022-23	32	56
50.	Marlon Towns	1998-00	59	56
	Issian Redding	2004-06	58	56
52.	Mike Turner	1996-00	102	51
	Chad Townsend	1996-98	63	51
54.	Gee McGhee	2015-17	59	48
55.	JaCobi Wood	2023-23	32	46
56.	Justin Orr	2004-06	59	42
57.	Damarcus Croaker	2015-17	57	41
58.	Cuthbert Victor	2000-04	123	40
59.	Kevin Thomas	2006-09	64	39
60.	Antonio Henderson	2001-03	61	39
61.	Brion Whitley	2017-21	63	38
62.	Marcus Jones	1993-94	20	37

CAREER 3-POINT PERCENTAGE (Min. 20 Made)

Rk	Player	Seasons	3M-3A	Avg
1.	Jeff Martin	1985-89	(97-216)	.449
2.	Marcus Jones	1993-94	(37-83)	.446
3.	Chico Carter, Jr.	2019-21	(59-138)	.428
4.	De'Teri Mayes	1996-98	(186-436)	.427
5.	Don Mann	1985-89	(204-484)	.421
6.	Isaiah Canaan	2009-13	(298-711)	.419
7.	Jonathan Stark	2016-18	(218-530)	.411
8.	Cedric Gumm	1990-94	(103-252)	.409
9.	Chris Shumate	1999-04	(170-418)	.407
10.	Jeffery Moss	2012-15	(218-538)	.405
11.	Brion Whitley	2017-19	(38-94)	.404
	Justin Seymour	2014-16	(91-225)	.404
	Terence Brooks	1987-89	(36-89)	.404
14.	William Moore	1993-95	(123-305)	.403
15.	Paul King	1987-91	(173-430)	.402
16.	Trey Pearson	2004-06	(111-278)	.399
17.	Byron Hawkins	2017-18	(35-88)	.398
18.	Ed Horton	2006-07	(25-63)	.397
	Tyler Holloway	2005-09	(207-522)	.397
20.	Terrell Miller	2016-18	(137-343)	.399
21.	Rick Jones	2002-04	(133-338)	.393
22.	Justin Burdine	1998-02	(198-506)	.391
23.	Dexter Fields	2012-14	(132-340)	.388
24.	Tevin Brown	2018-22	(354-917)	.386
25.	T.J. Sapp	2013-15	(111-288)	.385
26.	Frank Allen	1989-93	(251-653)	.384
27.	B.J. Jenkins	2009-11	(124-324)	.383
28.	Marcus Brown	1992-96	(173-465)	.372
29.	Darnell Hopkins	2004-06	(84-230)	.365
30.	Jaiveon Eaves	2018-20	(67-184)	.364
	Shane Dansby	2004-05	(20-55)	.364
32.	Bruce Carter	2006-08	(66-182)	.363
33.	Cameron Payne	2013-15	(156-434)	.359
34.	S. Witherspoon	2002-07	(93-260)	.358
35.	KJ Williams	2018-22	(82-231)	.355
36.	Aubrey Reese	1997-00	(104-294)	.354
37.	Issian Redding	2004-06	(56-159)	.352
38.	Aaron Page	1996-00	(106-302)	.351
39.	Isacc Miles	2008-11	(119-340)	.350
40.	Rod Murray	1997-00	(67-192)	.349
41.	Chad Townsend	1996-98	(51-147)	.347
42.	Justice Hill	2020-22	(85-246)	.346
43.	Stacy Wilson	2011-13	(80-231)	.346
44.	Popeye Jones	1988-92	(29-84)	.345
45.	Rob Perry	2022-23	(56-163)	.344
	Donte Poole	2008-12	(108-314)	.344
47.	JaCobi Wood	2022-23	(46-134)	.343
48.	Ja Morant	2017-19	(84-245)	.343
	Gee McGhee	2015-17	(48-140)	.343
	Jewuan Long	2007-12	(37-108)	.343
51.	A. Henderson	2001-03	(39-114)	.342
52.	Danero Thomas	2006-10	(131-388)	.338
	Vincent Rainey	1993-97	(79-234)	.338
54.	Bryce Jones	2015-17	(91-270)	.337
55.	Jamari Smith	2022-23	(23-69)	.333
56.	Kevin Thomas	2006-09	(39-119)	.328
57.	Shaq Buchanan	2017-19	(68-210)	.324
58.	DaQuan Smith	2018-22	(87-270)	.322
59.	Ray George	2006-08	(28-87)	.322
60.	Greg Coble	1989-91	(76-241)	.315
61.	Adam Chiles	2003-04	(26-83)	.313
62.	Darren Dawson	1995-97	(89-285)	.312



Photo by: Cindi Cripps
Darnell Hopkins




Photo by: Dave Winder
Jeffery Moss


SEASON 3-POINT RECORDS



Jones



Moore



Shumate



Jenkins



Pearson



Wilson



Miles

SEASON 3-POINT FIELD GOALS MADE

Rk	Player	Seasons	Games	Avg
1.	Jonathan Stark	2017-18	32	110
2.	Jonathan Stark	2016-17	33	108
3.	Tevin Brown	2021-22	34	106
4.	De'Teri Mayes	1997-98	33	103
5.	Justin Burdine	2001-02	32	99
6.	Isaiah Canaan	2011-12	33	98
7.	Isaiah Canaan	2012-13	31	94
8.	Tevin Brown	2018-19	33	90
9.	Tevin Brown	2019-20	32	85
10.	Cameron Payne	2014-15	35	84
11.	De'Teri Mayes	1966-97	30	83
12.	Jeffery Moss	2015-16	31	80
13.	Rick Jones	2002-03	29	77
14.	Dexter Fields	2013-14	34	76
	William Moore	1994-95	30	76
16.	Frank Allen	1992-93	28	75
	Justin Burdine	2000-01	29	75
18.	Marcus Brown	1995-96	29	74
19.	Tevin Brown	2020-21	26	73
	Chris Shumate	2003-04	34	73
21.	Cameron Payne	2013-14	34	72
	Don Mann	1986-87	28	72
23.	Terrell Miller	2017-18	32	70
	Don Mann	1988-89	30	70
25.	Donte Poole	2011-12	33	68
26.	Terrell Miller	2016-17	33	67
	B.J. Jenkins	2009-10	36	67
28.	T.J. Sapp	2014-15	35	66
	Trey Pearson	2004-05	27	66
	Frank Allen	1991-92	25	66
31.	Jeff Martin	1988-89	29	65
32.	Don Mann	1987-88	24	62
33.	Stacy Wilson	2012-13	31	59
34.	Jeffery Moss	2013-14	34	58
	Isaiah Canaan	2010-11	32	58
36.	Ja Morant	2018-19	33	57
	B.J. Jenkins	2010-11	32	57
38.	Rob Perry	2022-23	32	56
	Tyler Holloway	2008-09	30	56
	Dexter Fields	2012-13	31	56
41.	Jeffrey Moss	2014-15	35	55
	Rick Jones	2003-04	33	55
	Tyler Holloway	2006-07	29	55
	Chris Shumate	2000-01	29	55
	Frank Allen	1989-90	30	55
	Frank Allen	1990-91	33	55
	Tyler Holloway	2007-08	31	55
48.	Bryce Jones	2016-17	33	54
	Aubrey Reese	1999-00	32	54
	Isaiah Canaan	2009-10	36	54
51.	Paul King	1990-91	33	53
52.	Greg Coble	1990-91	33	50
53.	Shaq Buchanan	2018-19	33	48
	Aaron Page	1997-98	33	48
55.	Justin Seymour	2014-15	35	47
	William Moore	1993-94	28	47
	Cedric Gumm	1993-94	29	47
58.	JaCobi Wood	2022-23	32	46
	Chico Carter, Jr.	2020-21	26	46
60.	Isacc Miles	2010-11	32	46
	Isacc Miles	2009-10	36	46
	Darren Dawson	1995-96	29	46

SEASON 3-POINT PERCENTAGE (Min. 20 Made)

Rk	Player	Seasons	Games	Avg
1.	Jeff Martin	1988-89	65-131	.496
2.	Isaiah Canaan	2009-10	54-112	.482
3.	Paul King	1989-90	46-98	.469
4.	Brion Whitley	2018-19	24-55	.467
5.	Tyler Holloway	2007-08	55-119	.462
6.	Chris Shumate	2000-01	55-120	.458
7.	Isaiah Canaan	2011-12	98-215	.456
8.	Frank Allen	1991-92	66-147	.449
9.	Chris Shumate	2003-04	73-163	.448
10.	Marcus Jones	1993-94	37-83	.446
11.	Chico Carter, Jr.	2020-21	46-104	.442
12.	De'Teri Mayes	1997-98	103-234	.440
13.	Paul King	1987-88	35-80	.438
14.	Justin Seymour	2014-15	47-108	.435
15.	Don Mann	1988-89	70-162	.432
16.	Jonathan Stark	2016-17	108-254	.425
	Don Mann	1987-88	62-146	.425
18.	Jeffrey Moss	2014-15	66-175	.423
	Jewuan Long	2011-12	22-52	.423
	Marcus Brown	1995-96	74-175	.423
21.	Cedric Gumm	1992-93	32-76	.421
22.	Dexter Fields	2013-14	76-181	.420
23.	Tevin Brown	2019-20	85-203	.419
24.	Trey Pearson	2004-05	66-158	.418
25.	KJ Williams	2020-21	26-63	.413
26.	Tyler Holloway	2005-06	40-97	.412
27.	De'Teri Mayes	1996-97	83-202	.411
28.	Don Mann	1986-87	72-176	.409
29.	Isaac Spencer	1999-00	20-49	.408
30.	Jeffery Moss	2015-16	218-538	.405
31.	William Moore	1994-95	76-188	.404
32.	Jeffery Moss	2012-13	25-62	.403
	Justin Burdine	2000-01	75-186	.403
	Isaiah Canaan	2010-11	58-144	.403
35.	Terrell Miller	2017-18	70-174	.402
	William Moore	1993-94	47-117	.402
37.	Cedric Gumm	1991-92	20-50	.400
38.	Jonathan Stark	2017-18	110-276	.399
39.	T.J. Sapp	2013-14	45-113	.398
	Rick Jones	2003-04	56-141	.397
	Ed Horton	2006-07	25-63	.397
42.	Terrell Miller	2016-17	67-169	.396
43.	Cedric Gumm	1993-94	47-119	.395
44.	Aaron Page	1997-98	48-122	.393
	Isacc Miles	2010-11	46-117	.393
	Antonio Henderson	2001-02	22-56	.393
	Rod Murray	1998-99	44-112	.393
48.	Rick Jones	2002-03	77-197	.391
49.	Shawn Witherspoon	2006-07	30-77	.390
50.	Frank Allen	1992-93	75-193	.389
51.	Danero Thomas	2007-08	45-116	.388
	B.J. Jenkins	2010-11	57-147	.388
53.	Stacy Wilson	2011-12	22-57	.386
	Bruce Carter	2007-08	44-114	.386
55.	Shawn Witherspoon	2004-05	25-65	.385
56.	Tevin Brown	2021-22	106-276	.384
57.	Vincent Rainey	1994-95	33-86	.384
58.	Tyler Holloway	2008-09	57-150	.380
59.	Jeffery Moss	2013-14	58-153	.379
	B.J. Jenkins	2009-10	67-177	.379
61.	Cameron Payne	2014-15	84-223	.377
	T.J. Sapp	2014-15	66-175	.377



Aaron Page



Aubrey Reese

CAREER FREE THROW RECORDS



Young




Purcell




Carter



Talley



Cannon



Johnson




Hammonds

CAREER FREE THROWS MADE

Rk	Player	Seasons	Games	Total
1.	Howie Crittenden	1952-56	101	702
2.	Marcus Brown	1992-96	118	585
3.	Jeff Martin	1985-89	117	535
4.	Isaac Spencer	1997-01	125	525
5.	Isaiah Canaan	2009-13	132	476
6.	Garrett Beshear	1949-53	115	474
7.	Popeye Jones	1988-92	123	464
8.	Lamont Sleets	1979-84	111	431
9.	Frank Allen	1989-93	116	428
10.	Vincent Rainey	1993-97	113	419
11.	Aubrey Reese	1997-00	96	369
12.	Les Taylor	1970-73	70	353
13.	Don Mann	1985-89	111	343
14.	Glen Green	1979-83	115	334
15.	Ja Morant	2017-19	65	333
16.	Jim Jennings	1961-64	71	322
17.	Tevin Brown	2018-22	125	317
18.	Bennie Purcell	1948-52	116	306
	Ed Daniel	2009-13	128	306
10.	Herb McPherson	1964-67	74	301
21.	Jarvis Williams	2013-15	69	289
22.	Cuthbert Victor	2000-04	123	283
23.	Ivan Aska	2008-12	126	262
24.	Antoine Welchel	2000-04	124	258
25.	Jeffery Moss	2012-16	129	253
	Cameron Payne	2013-15	69	253
27.	Paul King	1987-91	124	251
28.	Jonathan Stark	2016-18	65	250
	Claude Viriden	1967-70	71	250
	John Namciu	1962-65	48	250
31.	Bryce Jones	2016-17	64	245
32.	Don Duncan	1965-67	48	243
33.	Isacc Miles	2008-11	99	237
34.	KJ Williams	2018-22	124	233
35.	Gene Herndon	1957-61	66	232
	Gene Garrett	1950-54	53	232
37.	Cedric Gumm	1990-94	120	227
38.	Danero Thomas	2006-10	125	224
39.	Donte Poole	2008-12	117	221
40.	Stewart Johnson	1963-66	76	209
41.	De'Teri Mayes	1996-98	63	208
	Chad Townsend	1996-98	63	208
43.	James Singleton	2001-03	60	197
	Kenney Hammonds	1978-82	93	197
45.	Quitman Sullins	1954-58	80	191
	Zedric Macklin	1984-86	57	191
47.	Chuck Glass	1984-86	57	188
48.	Dick Cunningham	1965-68	71	185
49.	Dick Kinder	1954-56	49	182
50.	John Powless	1953-57	79	181
51.	Marcelous Starks	1971-74	75	178
52.	Tony Easley	2005-10	121	177
53.	Terry Darnell	1956-59	72	175
54.	Melvin Deweese	1948-52	102	174
55.	Mike Muff	1976-78	51	173
	Vada Martin	1981-85	88	173
57.	Ricky Hood	1981-83	57	172
58.	Jeffery McClain	2008-11	98	170
	Hector Blondet	1968-71	69	170
	Bill Mancini	1969-72	74	170
61.	T.J. Sapp	2013-15	59	165
	Jesse Williams	1972-76	101	165

**CAREER FREE THROW PERCENTAGE
(Minimum 125 Made)**

Rk	Player	Seasons	FTM-A	Avg
1.	Bryce Jones	2015-17	245-278	.881
2.	Jonathan Stark	2016-18	250-290	.862
3.	B.J. Jenkins	2009-11	145-169	.858
4.	Tyler Holloway	2005-09	162-189	.857
5.	Jimmy Young	1969-71	143-167	.856
6.	Greg Coble	1989-91	147-173	.849
7.	Marcus Brown	1992-96	585-689	.849
8.	Jeffery Moss	2012-	184-221	.833
9.	Frank Allen	1989-93	428-517	.828
10.	T.J. Sapp	2013-15	165-202	.817
11.	Herb McPherson	1964-67	301-371	.811
12.	Ja Morant	2017-19	333-411	.810
13.	Isaiah Canaan	2009-13	476-593	.803
14.	Don Duncan	1965-67	243-303	.802
	Dick Kinder	1954-56	182-227	.802
16.	Jarrell Graham	1959-61	132-166	.795
17.	James Singleton	2001-03	197-248	.794
	De'Teri Mayes	1996-98	208-262	.794
19.	Bruce Carter	2006-08	142-181	.785
20.	Donte Poole	2008-12	221-282	.784
21.	Cameron Payne	2013-15	253-324	.781
22.	Lamont Sleets	1979-84	431-190	.779
23.	Jesse Williams	1972-76	165-212	.778
	Craig Talley	1983-85	147-189	.778
25.	John Namciu	1962-65	250-323	.774
26.	Aubrey Reese	1997-00	369-479	.770
	Vincent Rainey	1993-97	419-544	.770
28.	Lamont Sleets	1980-84	283-368	.769
29.	Claude Viriden	1967-70	250-326	.767
30.	Jeff Martin	1985-89	535-698	.766
	Glen Green	1979-83	334-436	.766
32.	Mike Muff	1976-78	173-226	.765
33.	Don Mann	1985-89	343-451	.761
34.	Cedric Gumm	1990-94	227-300	.757
35.	Terrell Miller	2016-18	151-200	.755
	Maurice Cannon	1991-93	163-216	.755
37.	Larry Bale	1959-61	143-190	.753
38.	Popeye Jones	1988-92	464-618	.751
40.	Gene Herndon	1957-61	232-309	.751
	John Powless	1953-57	181-242	.748
	Les Taylor	1970-73	353-472	.748
42.	Tevin Brown	2018-21	225-302	.746
43.	Zedric Macklin	1984-86	191-256	.746
44.	Chad Townsend	1996-98	208-283	.735
45.	Stewart Johnson	1963-66	209-286	.731
46.	Justin Burdine	1998-02	153-209	.729
	Hector Blondet	1968-71	170-233	.729
48.	Chuck Glass	1984-86	188-259	.726
49.	Isacc Miles	2008-11	237-327	.724
	Don Stephenson	1948-51	160-221	.724
51.	Antione Welchel	2000-04	258-357	.723
52.	Ted Koenigsmark	1951-55	132-183	.721
53.	Paul King	1987-91	251-353	.711
54.	Terry Darnell	1956-59	175-247	.709
55.	Jewuan Long	2007-12	148-209	.708
56.	Danero Thomas	2006-10	224-317	.707
57.	Bennie Purcell	1948-52	306-434	.705
	Howie Crittenden	1952-56	702-996	.705
59.	Kenney Hammonds	1978-82	197-281	.701
60.	Joe Mikez	1951-56	132-190	.695
61.	Harold Wilkins	1958-61	137-198	.692



MSU Archives
Howie Crittenden



Photo by: Kevin Weeks
B.J. Jenkins

SEASON FREE THROW RECORDS



Jones




Jenkins



Barrett



Henderson



Coble



Horton




Turner

SEASON FREE THROWS MADE

Rk	Player	Seasons	Games	Total
1.	Howie Crittenden	1953-54	31	222
2.	Ja Morant	2018-19	33	221
3.	Aubrey Reese	1999-00	32	199
4.	Marcus Brown	1994-95	30	189
5.	Howie Crittenden	1954-55	21	186
6.	Marcus Brown	1995-96	29	185
7.	Garrett Beshear	1952-53	25	183
8.	Jeff Martin	1987-88	31	181
	Vincent Rainey	1996-97	30	181
10.	Howie Crittenden	1955-56	25	178
11.	John Namciu	1964-65	26	176
12.	Isaac Spencer	2000-01	29	170
	Bennie Purcell	1951-52	34	170
14.	Popeye Jones	1991-92	30	161
15.	Isaiah Canaan	2011-12	33	154
16.	Jarvis Williams	2014-15	35	152
	Isaiah Canaan	2012-13	31	152
18.	Lamont Sleets	1979-80	31	148
	Jeff Martin	1988-89	29	148
20.	Tevin Brown	2019-20	32	143
21.	Jim Jennings	1963-64	25	142
22.	Les Taylor	1971-72	21	138
	Ed Daniel	2012-13	31	138
	Isaac Spencer	1999-00	32	138
25.	Jarvis Williams	2013-14	34	137
	Popeye Jones	1989-90	30	137
27.	Jonathan Stark	2017-18	32	133
	Cameron Payne	2014-15	35	133
29.	Frank Allen	1990-91	33	130
30.	Don Duncan	1966-67	23	125
	Marcus Brown	1993-94	29	125
32.	Bryce Jones	2016-17	33	123
	Jeff Martin	1986-87	28	123
	Popeye Jones	1990-91	33	123
35.	Bryce Jones	2015-16	31	122
	Les Taylor	1972-73	25	122
	Cameron Payne	2013-14	34	120
38.	Chuck Glass	1985-86	29	119
	Zedric Macklin	1985-86	29	119
40.	Don Duncan	1965-66	25	118
41.	Jonathan Stark	2016-17	33	117
	Garrett Beshear	1951-52	33	117
43.	De'Teri Mayes	1997-98	33	116
	Howie Crittenden	1952-53		116
45.	Isaac Spencer	1997-98	33	115
	Donte Poole	2011-12	33	115
47.	Glen Green	1982-83	29	113
48.	Wayne Langston	2015-16	31	114
49.	Ja Morant	2017-18	32	112
	Frank Allen	1989-90	30	112
	Aubrey Reese	1998-99	31	112
	Chad Townsend	1997-98	33	112
	James Singleton	2002-03	29	112
54.	Herb McPherson	1965-66	25	111
55.	Gene Garrett	1950-51	27	110
	Gary Hooker	1979-80	29	110
57.	Don Mann	1987-88	24	109
58.	Claude Virden	1968-69	28	107
59.	Vincent Rainey	1995-96	29	106
	Billy Chumbler	1967-68	24	106
	Garrett Beshear	1950-51	27	106
	Cuthbert Victor	2003-04	34	106

SEASON FREE THROW PERCENTAGE

(Min. 30 Made)				
Rk	Player	Seasons	FTM-A	Avg
1.	Rick Jones	2003-04	42-46	.913
2.	B.J. Jenkins	2010-11	86-95	.905
3.	Steve Barrett	1971-72	38-42	.905
4.	Jimmy Young	1969-70	86-96	.896
5.	Marcus Brown	1994-95	189-211	.896
6.	Jonathan Stark	2017-18	133-149	.893
7.	Bryce Jones	2016-17	123-138	.891
8.	Jarrell Graham	1960-61	69-78	.885
9.	Antonio Henderson	2001-02	52-59	.881
10.	Herb McPherson	1966-67	103-118	.872
11.	Bryce Jones	2015-16	122-140	.871
12.	Frank Allen	1989-90	112-129	.868
13.	Tyler Holloway	2006-07	58-67	.866
14.	Greg Coble	1989-90	68-79	.861
15.	Donte Poole	2011-12	115-134	.858
16.	Tyler Holloway	2007-08	53-62	.855
	Claude Virden	1967-68	53-62	.855
18.	Jeffrey Moss	2014-15	64-75	.853
19.	Frank Allen	1990-91	130-153	.850
20.	Ivan Aska	2011-12	65-77	.844
21.	Marcus Brown	1995-96	185-220	.841
	Greg Coble	1990-91	79-94	.841
23.	Marcus Brown	1993-94	125-149	.839
24.	Isaiah Ccanaan	2011-12	154-184	.837
25.	Craig Jones	1983-84	56-67	.836
	Ed Horton	2006-07	50-60	.833
	Barry Snow	1978-79	30-36	.833
	Terence Brooks	1988-89	40-48	.833
	Don Funneman	1969-70	35-42	.833
	John Powless	1954-55	60-72	.833
31.	T.J. Sapp	2014-15	79-95	.832
32.	Jonathan Stark	2016-17	117-141	.830
33.	Mike Turner	1999-00	53-64	.828
	Jimmy Young	1968-69	77-93	.828
	Frank Allen	1992-93	101-122	.828
	Don Duncan	1966-67	125-151	.828
37.	Ron Romani	1967-68	43-52	.827
	Cedric Gumm	1991-92	62-75	.827
39.	Lamont Sleets	1983-84	76-92	.826
40.	Jesse Williams	1975-76	74-90	.822
	Cedric Gumm	1992-93	83-101	.822
	Billy Chumbler	1967-68	106-129	.822
	Isaiah Canaan	2012-13	152-185	.822
44.	Craig Talley	1984-85	69-84	.821
45.	Bruce Carter	2007-08	82-100	.820
46.	Jeffery Moss	2015-16	69-88	.819
	Aubrey Reese	1999-00	199-243	.819
48.	Vincent Rainey	1994-95	99-121	.818
49.	Claude Virden	1968-69	107-131	.817
50.	Rob Perry	2022-23	62-176	.816
51.	Gene Herndon	1960-61	102-125	.816
	Larry Bale	1959-60	62-76	.816
53.	Chico Carter, Jr.	2020-21	39-48	.813
	Ja Morant	2018-19	221-272	.813
	Rick Miller	1965-66	39-48	.813
56.	Mike Muff	1965-66	95-117	.812
57.	JaCobi Wood	2022-23	90-111	.811
	Darren Dawson	1996-97	30-37	.811
59.	Herb McPherson	1965-66	111-137	.810
	William Moore	1994-95	81-100	.810
61.	Tevin Brown	2018-19	38-47	.809



Cedric Gumm




Bryce Jones

CAREER REBOUNDING RECORDS




Jones



Cunningham



Jennings



Johnson



Spencer



Victor



starks

CAREER REBOUNDS

Rk	Player	Season	Games	Total
1.	Popeye Jones	1988-92	123	1374
2.	Dick Cunningham	1965-68	71	1292
3.	Jim Jennings	1961-64	71	1147
4.	Stewart Johnson	1963-66	76	981
5.	Isaac Spencer	1997-01	125	962
6.	Cuthbert Victor	2000-04	123	935
7.	KJ Williams	2018-22	124	888
8.	Marcelous Starks	1971-74	75	875
9.	Ron Johnson	1968-71	78	837
10.	Antoine Whelchel	2000-04	124	791
11.	Quitman Sullins	1954-58	80	788
12.	Claude Virden	1967-70	71	778
13.	Jesse Williams	1972-76	101	746
14.	Ed Daniel	2009-13	128	719
15.	Gene Herndon	1957-61	66	714
16.	Chris Ogden	1986-90	117	690
17.	Ivan Aska	2008-12	126	678
18.	Jeff Martin	1985-89	117	669
19.	Shawn Witherspoon	2002-07	121	662
20.	Tevin Brown	2018-22	125	645
	Vincent Rainey	1993-97	113	645
22.	James Singleton	2001-03	60	632
23.	Jarvis Williams	2013-15	69	631
24.	Glen Green	1979-83	115	629
25.	Tony Easley	2005-10	121	610
26.	Herb McPherson	1964-67	74	596
27.	Mike Coleman	1972-74	50	560
28.	Joe Mikez	1951-56	77	550
	Howie Crittenden	1952-56	101	550
30.	Terrell Miller	2016-18	65	544
	Ricky Hood	1981-83	57	544
32.	Les Taylor	1970-73	70	539
33.	Garrett Beshear	1949-53	115	525
34.	Danero Thomas	2006-10	126	508
35.	Bill Mancini	1969-72	74	495
36.	Hector Blondet	1968-71	69	492
37.	Marcus Brown	1992-96	118	481
38.	Jonathan Fairell	2013-15	69	475
39.	Mike Muff	1976-78	51	453
40.	Jeffery McClain	2008-11	98	452
41.	Terry Darnell	1956-59	72	450
42.	John Randall	1976-79	59	437
43.	Jeffery Moss	2012-16	129	432
44.	DJ Burns	2021-23	66	426
45.	Mike O'Riordan	1958-60	45	422
46.	Kenney Hammonds	1978-82	93	418
47.	Vada Martin	1981-85	88	413
48.	Al Varnas	1961-64	67	409
49.	Andi Hornig	2000-04	104	405
50.	Rod Murray	1997-00	92	404
51.	Paul King	1987-91	124	398
52.	Ja Morant	2017-19	65	396
53.	Frank Watrous	1953-55	55	395
54.	Aubrey Reese	1997-00	96	389
	Chris Shumate	1999-04	117	389
56.	Duane Virgil	1997-99	64	384
57.	Anthony Smith	2017-20	69	376
58.	Cedric Gumm	1990-94	120	375
59.	Jerry Wilson	1990-94	111	372
60.	Isaiah Canaan	2009-13	132	366
61.	Chuck Glass	1984-86	57	362
	Ken Peterson	1958-61	68	362

CAREER REBOUND AVERAGE (Min. 40 games)

Rk	Player	Seasons	Games Avg
1.	Dick Cunningham	1965-68	71 18.2
2.	Jim Jennings	1961-64	71 16.2
3.	Stewart Johnson	1963-66	76 12.9
4.	Marcelous Starks	1971-74	75 11.7
5.	Mike Coleman	1972-74	50 11.2
	Popeye Jones	1988-92	123 11.2
7.	Claude Virden	1967-70	71 11.0
8.	Gene Herndon	1957-61	66 10.8
9.	Ron Johnson	1968-71	78 10.7
10.	James Singleton	2001-03	60 10.5
	Quitman Sullins	1954-58	80 9.9
13.	Ricky Hood	1981-83	57 9.5
14.	Mike O'Riordan	1958-60	64 9.4
15.	Jarvis Williams	2013-15	69 9.1
16.	Mike Muff	1976-78	51 8.9
17.	Terrell Miller	2016-18	65 8.4
18.	Herb McPherson	1964-67	74 8.1
19.	Les Taylor	1970-73	70 7.7
	Isaac Spencer	1997-01	125 7.7
21.	Cuthbert Victor	2000-04	123 7.6
22.	John Randall	1976-79	59 7.4
	Jesse Williams	1972-76	101 7.4
24.	KJ Williams	2018-22	125 7.2
25.	Frank Watrous	1953-55	55 7.2
26.	Hector Blondet	1968-71	69 7.1
	Joe Mikez	1951-56	77 7.1
28.	Jonathan Fairell	2013-15	69 6.9
	Bill Mancini	1969-72	74 6.7
30.	DJ Burns	2021-23	66 6.5
31.	Antione Whelchel	2000-04	124 6.4
32.	Terry Darnell	1956-59	72 6.3
33.	Ja Morant	2017-18	65 6.1
	Al Varnas	1961-64	67 6.1
	Fred Walker	1994-96	48 6.1
36.	Duane Virgil	1997-99	64 6.0
37.	Darnell Cowart	2018-19	41 5.9
	Chris Ogden	1986-90	117 5.9
39.	Jeff Martin	1985-89	117 5.7
	Vincent Rainey	1993-97	117 5.7
41.	Tevin Brown	2018-22	125 5.6
42.	Ed Daniel	2009-13	128 5.6
43.	Bruce Carter	2006-08	61 5.5
	Shawn Witherspoon	2002-07	121 5.5
	Glen Green	1979-83	115 5.5
46.	Howie Crittenden	1952-56	101 5.4
	De'Teri Mayes	1996-98	63 5.4
	Ivan Aska	2008-12	125 5.4
	Mike Lahm	1983-85	56 5.4
50.	Stan Walker	1961-64	62 5.3
	Ken Peterson	1958-61	68 5.3
	Linzie Foster	1987-89	54 5.3
53.	Rich Gott	1951-53	41 5.2
54.	Tony Easley	2005-10	121 5.0
	Pearson Griffith	2003-06	58 5.0
56.	Gee McGhee	2015-17	59 4.8
	Zach Blasingame	1975-77	51 4.8
	Zedric Macklin	1984-86	57 4.8
	Ray Cunningham	1998-01	65 4.8
	Antwan Hoard	1992-94	56 4.8
61.	Danny Jarrett	1976-78	50 4.7
	Vada Martin	1981-85	88 4.7
63.	Damarcus Croaker	2015-17	57 4.6

TWO YEAR REBOUNDS

Rk	Player	Season	Games	Total
1.	James Singleton	2001-03	60	632
2.	Jarvis Williams	2013-15	69	631
3.	Mike Coleman	1972-74	50	560
4.	Terrell Miller	2016-18	65	544
	Ricky Hood	1981-83	57	544
6.	Jonathan Fairell	2013-15	69	475
7.	Mike Muff	1976-78	51	453
8.	DJ Burns	2021-23	66	426
9.	Mike O'Riordan	1958-60	45	422
9.	Ja Morant	2017-19	65	396
10.	Frank Watrous	1953-55	55	395
11.	Duane Virgil	1997-99	64	384
12.	Chuck Glass	1984-86	57	362
13.	Gary Hooker	1979-80	29	356
14.	Fred Walker	1994-96	58	352
15.	De'Teri Mayes	1996-98	63	342
16.	Bruce Carter	2006-08	58	334
17.	Mike Lahm	1983-85	56	300
18.	Wayne Langston	2014-16	64	292
19.	Allen Mann	1978-80	49	290
20.	Linzie Foster	1987-89	54	287
21.	John Jackson	1990-91	33	284
22.	Gee McGhee	2015-17	59	283
23.	Zedric Macklin	1984-86	57	272
24.	Chad Townsend	1996-98	63	268
25.	Antwan Hoard	1992-94	56	267
26.	Rich Gott	1951-53	51	266
27.	Shaq Buchanan	2017-19	65	265
28.	Issian Redding	2004-06	58	263
29.	Damarcus Croaker	2015-17	57	261
30.	Donell Wilson	1976-78	45	260
	Greg Coble	1989-91	62	260
32.	Larry Moffett	1974-75	25	257
33.	Jim Gainey	1954-56	27	249
34.	Craig Talley	1983-85	56	248
35.	Zach Blasingame	1975-77	51	246
36.	Greg Anderson	1994-96	53	243
37.	Darnell Cowart	2018-20	41	241
38.	Danny Jarrett	1976-78	50	236
39.	Antoine Teague	1992-94	57	232
40.	Bryce Jones	2015-17	64	230
41.	Sammy Curan	1981-83	57	228
42.	Don Duncan	1965-67	48	226
43.	Latreze Mushatt	2011-13	50	224
	Jarrell Graham	1959-61	46	224
45.	Marvin Williams	2006-08	55	221
46.	Michael Floyd	1997-99	64	209
47.	B.J. Jenkins	2009-11	68	204
48.	Marlon Towns	1998-00	59	203
49.	Scott Adams	1990-92	62	200
50.	Dwayne Davis	1994-96	59	196
51.	Ron Greene	1959-61	45	195
52.	Tom Moran	1966-68	39	193
53.	Trey Pearson	2004-06	56	188
54.	Maurice Cannon	1991-93	60	184
55.	Leo Unnerstall	1952-53	25	179
56.	Lawrence Bussell	1992-94	54	177
57.	Carl Sias	1987-88	31	176
58.	Grover Woolard	1975-76	26	174
59.	Charlie Lampley	1951-52	34	170
60.	Victor Jordan	1975-76	26	161
61.	Justin Orr	2004-06	59	159


SEASON REBOUNING RECORDS



Hooker




Singleton



Starks



Daniel



Williams



Peterson



Jackson

SEASON REBOUNDS


Rk	Player	Season	Games	Total
1.	Dick Cunningham	1966-67	23	479
2.	Popeye Jones	1990-91	33	469
3.	Popeye Jones	1991-92	30	431
	Jim Jennings	1961-62	25	431
5.	Dick Cunningham	1967-68	24	423
6.	Dick Cunningham	1965-66	25	390
7.	Jim Jennings	1963-64	25	377
8.	Stewart Johnson	1964-65	26	367
9.	Melvin Deweese	1951-52	34	360
10.	Gary Hooker	1979-80	29	356
12.	Cuthbert Victor	2003-04	34	347
13.	Stewart Johnson	1963-64	25	344
14.	Jim Jennings	1962-63	21	339
15.	Jarvis Williams	2013-14	34	338
16.	Popeye Jones	1989-90	30	336
17.	Gene Herndon	1960-61	23	328
18.	Ron Johnson	1969-70	26	324
19.	Quitman Sullins	1956-57	24	323
20.	Claude Virden	1968-69	28	320
	James Singleton	2002-03	29	320
22.	Marcelous Starks	1973-74	25	319
23.	James Singleton	2001-02	32	312
24.	Ed Daniel	2012-13	31	311
25.	Quitman Sullins	1957-58	24	300
26.	Mike Coleman	1972-73	25	298
	Claude Virden	1969-70	26	298
28.	Ricky Hood	1982-83	29	295
29.	Jarvis Williams	2014-15	35	293
30.	KJ Williams	2021-22	34	285
31.	John Jackson	1990-91	33	284
	Marcelous Starks	1971-72	26	284
	Garrett Beshear	1951-52	33	284
34.	Ron Johnson	1968-69	28	278
35.	Terrell Miller	2017-18	32	275
	Isaac Spencer	1997-98	33	275
37.	Marcelous Starks	1972-73	24	272
38.	Herb McPherson	1964-65	26	270
	Stewart Johnson	1965-66	25	270
40.	Terrell Miller	2016-17	33	269
41.	Gene Herndon	1959-60	23	267
42.	Mike Coleman	1973-74	25	262
43.	Isaac Spencer	1999-00	32	261
44.	Larry Moffett	1974-75	25	257
45.	Mike O'Riordan	1959-60	23	255
46.	Bill Mancini	1971-72	26	251
47.	Ricky Hood	1981-82	28	249
48.	Vincent Rainey	1996-97	30	247
49.	Jonathan Fairell	2014-15	35	244
50.	Francis Watrous	1953-54	31	243
51.	Garrett Beshear	1952-53	25	241
52.	Anthony Smith	2019-20	32	239
	Shawn Witherspoon	2005-06	31	239
54.	Ron Johnson	1970-71	24	235
	Jesse Williams	1974-75	25	235
	Cuthbert Victor	2001-02	32	235
57.	Mike Muff	1977-78	25	234
58.	KJ Williams	2019-20	32	232
	Cuthbert Victor	2002-03	29	232
60.	Jonathan Fairell	2013-14	34	231
61.	Ken Peterson	1958-59	25	230
62.	Jesse Williams	1975-76	26	227
	Antoine Whelchel	2000-01	29	227

SEASON REBOUND AVERAGE

Rk	Player	Seasons	Games	Avg
1.	*Dick Cunningham	1966-67	22	21.8
2.	Dick Cunningham	1967-68	24	17.6
3.	Jim Jennings	1961-62	25	17.2
4.	Jim Jennings	1962-63	21	16.1
5.	Dick Cunningham	1965-66	25	15.6
6.	Jim Jennings	1963-64	25	15.1
7.	*Popeye Jones	1991-92	30	14.4
8.	Gene Herndon	1960-61	23	14.3
9.	Popeye Jones	1990-91	33	14.2
10.	Stewart Johnson	1964-65	26	14.1
11.	Stewart Johnson	1963-64	25	13.8
12.	Quitman Sullins	1956-57	24	13.5
13.	Marcelous Starks	1973-74	25	12.8
14.	Quitman Sullins	1957-58	24	12.5
	Ron Johnson	1969-70	26	12.5
16.	Gary Hooker	1979-80	29	12.3
17.	Mike Coleman	1972-73	25	11.9
18.	Gene Herndon	1959-60	23	11.6
19.	Claude Virden	1969-70	26	11.5
20.	Claude Virden	1968-69	28	11.4
21.	Marcelous Starks	1972-73	24	11.3
22.	Popeye Jones	1989-90	30	11.2
23.	Mike O'Riordan	1959-60	23	11.1
24.	James Singleton	2002-03	29	11.0
25.	Marcelous Starks	1971-72	26	10.9
26.	Stewart Johnson	1965-66	25	10.8
27.	Melvin Deweese	1951-52	34	10.6
28.	Mike Coleman	1973-74	25	10.5
29.	Herb McPherson	1964-65	26	10.4
30.	Larry Moffett	1974-75	25	10.3
31.	Cuthbert Victor	2003-04	34	10.2
	Ricky Hood	1982-83	29	10.2
33.	James Singleton	2001-02	31	10.1
34.	Ed Daniel	2012-13	31	10.0
35.	Jarvis Williams	2013-14	34	9.9
	Ron Johnson	1968-69	28	9.9
37.	Ron Johnson	1970-71	24	9.8
38.	Bill Mancini	1971-72	26	9.7
39.	Garrett Beshear	1952-53	25	9.6
40.	Jesse Williams	1974-75	25	9.4
	Mike Muff	1977-78	25	9.4
42.	Ken Peterson	1958-59	25	9.2
	Jim Gainey	1954-55	24	9.2
44.	Ricky Hood	1981-82	28	8.9
	Les Taylor	1970-71	24	8.9
46.	Joe Mikez	1955-56	25	8.8
47.	Jesse Williams	1975-76	26	8.7
48.	Terrell Miller	2017-18	32	8.6
	Garrett Beshear	1951-52	33	8.6
	John Jackson	1990-91	33	8.6
51.	KJ Williams	2020-21	26	8.5
52.	KJ Williams	2021-22	34	8.4
53.	Jarvis Williams	2014-15	35	8.4
	John Randall	1978-79	25	8.4
	Mike Muff	1976-77	26	8.4
56.	Isaac Spencer	1997-98	33	8.3
	Les Taylor	1971-72	21	8.3
58.	Terrell Miller	2016-17	33	8.2
59.	Vincent Rainey	1996-97	30	8.2
	Isaac Spencer	1999-00	32	8.2
61.	Al Varnas	1962-63	22	8.1
62.	Cuthbert Victor	2002-03	29	8.0



Dick Cunningham



Jim Jennings

CAREER & SEASON ASSISTS RECORDS



Sleets



Townsend



Reese



Paschel



Jenifer



Burdine




Gumm

CAREER ASSISTS

Rk	Player	Seasons	Games	Total
1.	Ja Morant	2017-19	65	532
2.	Don Mann	1985-89	111	531
3.	Lamont Sleets	1979-80	111	458
4.	Glen Green	1979-83	115	423
5.	Tevin Brown	2018-22	125	407
6.	Cameron Payne	2013-15	69	394
7.	Isaiah Canaan	2009-13	132	385
8.	Chad Townsend	1996-98	63	383
9.	Isacc Miles	2008-11	99	374
10.	Aubrey Reese	1997-00	96	372
11.	Frank Allen	1989-93	116	364
12.	Kevin Paschel	2000-04	124	363
13.	Isaac Spencer	1997-01	127	352
14.	Antione Whelchel	2000-04	124	326
15.	Brian Stewart	1980-84	109	322
16.	Jonathan Stark	2016-18	65	298
17.	Marcus Brown	1992-96	118	294
18.	Justice Hill	2020-22	60	266
19.	Grover Woolard	1973-77	76	263
20.	Kevin Thomas	2006-09	64	256
21.	Cedric Gumm	1990-94	120	254
22.	Chris Shumate	1999-04	117	252
23.	Jeffery Moss	2012-16	129	249
24.	Bryce Jones	2015-17	64	245
25.	Shawn Witherspoon	2002-07	121	237
26.	B.J. Jenkins	2009-11	68	223
27.	Popeye Jones	1988-92	123	221
28.	Paul King	1987-91	124	219
29.	Keith Jenifer	2004-06	59	217
30.	Jeff Martin	1985-89	117	215
31.	Tyler Holloway	2005-09	121	214
32.	Cuthbert Victor	2000-04	123	209
33.	Danero Thomas	2006-10	125	195
34.	Chuck Glass	1984-86	57	194
35.	Greg Coble	1989-91	62	193
36.	Jewuan Long	2007-12	130	192
37.	Justin Burdine	1998-02	110	190
38.	Vincent Rainey	1993-97	113	187
39.	Trey Pearson	2004-06	56	183
40.	Maurice Cannon	1991-93	60	168
41.	Rod Murray	1997-00	92	167
42.	DaQuan Smith	2018-22	93	152
43.	Zedric Macklin	1984-86	57	151
44.	JaCobi Wood	2022-23	32	147
45.	T.J. Sapp	2013-15	59	143
46.	Jesse Williams	1972-76	101	138
47.	David Lowry	1977-79	50	135
48.	Adam Chiles	2003-04	29	133
49.	Chris Ogden	1986-90	117	131
50.	Donte Poole	2008-12	115	130
51.	Kenneth Taylor	1992-96	84	129
52.	William Moore	1993-95	58	129
53.	Aaron Page	1996-00	115	124
54.	Jerry Smith	1979-81	58	121
55.	Ray George	2006-08	50	120
56.	Bruce Carter	2006-08	61	117
57.	Vada Martin	1981-85	88	117
58.	Jeff Hughes	1973-76	60	117
59.	De'Teri Mayes	1996-98	63	116
60.	Fred Walker	1994-96	58	113
61.	Gee McGhee	2015-17	59	112
62.	John Randall	1976-79	59	111

SEASON ASSISTS

Rk	Player	Seasons	Games	Total
1.	Ja Morant	2018-19	33	331
2.	Chad Townsend	1996-97	30	212
3.	Cameron Payne	2014-15	35	209
4.	Ja Morant	2017-18	32	201
5.	Cameron Payne	2013-14	34	185
6.	Justice Hill	2021-22	34	173
7.	Jonathan Stark	2016-17	33	172
8.	Don Mann	1988-89	30	172
9.	Chad Townsend	1997-98	33	171
10.	Lamont Sleets	1979-80	31	157
11.	Aubrey Reese	1999-00	32	152
12.	JaCobi Wood	2022-23	32	147
13.	Aubrey Reese	1998-99	33	152
14.	Don Mann	1987-88	33	144
15.	Glen Green	1981-82	28	137
16.	Kevin Thomas	2007-08	31	136
17.	Isaiah Canaan	2012-13	31	1338
18.	Adam Chiles	2003-04	34	133
19.	Isacc Miles	2009-10	36	132
20.	Bryce Jones	2015-16	31	131
21.	Don Mann	1986-87	28	129
22.	Jonathan Stark	2017-18	32	126
23.	Kevin Paschel	2001-02	32	124
24.	Isacc Miles	2010-11	32	123
25.	Isaiah Canaan	2011-12	33	120
26.	Isacc Miles	2008-09	31	119
27.	Marcus Brown	1995-96	29	119
28.	Grover Woolard	1974-75	25	118
29.	Greg Coble	1990-91	33	118
30.	Tevin Brown	2019-20	32	117
31.	Lamont Sleets	1982-83	29	117
32.	Kevin Thomas	2008-09	31	117
33.	Frank Allen	1990-91	33	117
34.	B.J. Jenkins	2009-10	36	116
35.	Bryce Jones	2016-17	33	114
36.	Chuck Glass	1984-85	28	112
37.	Isaac Spencer	2000-01	29	112
38.	Keith Jenifer	2004-05	28	112
39.	Grover Woolard	1976-77	27	112
40.	Tevin Brown	2020-21	26	111
41.	Grover Woolard	1975-76	26	111
42.	DaQuan Smith	2019-20	32	110
43.	Maurice Cannon	1991-92	30	110
44.	Frank Allen	1989-90	30	109
45.	B.J. Jenkins	2010-11	32	107
46.	Keith Jenifer	2005-06	31	105
47.	Tevin Brown	2021-22	34	104
48.	T.J. Sapp	2014-15	35	102
49.	Glen Green	1982-83	29	102
50.	Trey Pearson	2004-05	28	101
51.	Lamont Sleets	1980-81	27	101
52.	Antione Whelchel	2001-02	32	101
53.	Brian Stewart	1983-84	28	100
54.	William Moore	1994-95	30	99
55.	Glen Green	1979-80	31	99
56.	Antione Whelchel	2003-04	34	99
57.	Ed Horton	2006-07	30	96
58.	Shawn Witherspoon	2005-06	31	95
59.	David Lowry	1978-79	26	94
60.	Isaac Spencer	1999-00	32	94
61.	Justice Hill	2020-21	26	93
62.	Kevin Paschel	2003-04	34	92



MSU Archives

Maurice Cannon




MSU Archives

Ray George

CAREER & SEASON STEALS RECORDS



Brown



Rainey



Thomas



Canaan



Miles



Jenkins



Mann

CAREER STEALS


Rk	Player	Seasons	Games	Total
1.	Marcus Brown	1992-96	118	232
2.	Vincent Rainey	1993-97	113	176
3.	Danero Thomas	2006-10	126	172
4.	Cuthbert Victor	2000-04	123	167
5.	Cedric Gumm	1990-94	120	160
6.	Popeye Jones	1988-92	123	159
7.	Tevin Brown	2018-22	125	157
	Isaiiah Canaan	2009-13	132	157
9.	Shawn Witherspoon	2002-07	121	146
10.	Aubrey Reese	1997-00	96	133
	Frank Allen	1989-93	116	133
12.	Donte Poole	2008-12	117	130
	Antione Whelchel	2000-04	124	130
14.	KJ Williams	2018-22	124	127
	Isaac Spencer	1997-01	127	127
16.	Cameron Payne	2013-15	69	125
	Jeff Martin	1985-89	117	125
	Chris Shumate	1999-04	117	125
19.	Paul King	1987-91	121	121
20.	Jewuan Long	2007-12	130	117
21.	Isacc Miles	2008-11	99	114
22.	B.J. Jenkins	2009-11	68	113
23.	Shaq Buchanan	2017-19	65	110
24.	Fred Walker	1994-96	58	107
25.	Chuck Glass	1984-86	57	105
26.	Don Mann	1985-89	112	103
27.	Trey Pearson	2004-06	56	102
28.	Ed Daniel	2009-13	128	101
	Chad Townsend	1996-98	63	101
30.	Greg Coble	1989-91	62	100
31.	Justin Burdine	1998-02	110	99
32.	Jeffery Moss	2012-16	129	91
	Kevin Paschel	2000-04	124	91
34.	Ja Morant	2017-19	65	88
35.	Jonathan Stark	2016-18	65	86
36.	Zedric Macklin	1984-86	57	84
37.	Kenneth Taylor	1992-96		83
38.	Bryce Jones	2015-17	64	80
39.	Jeffery McClain	2008-11	84	79
	Maurice Cannon	1991-93	60	79
	De'teri Mayes	1996-98	63	79
43.	Rod Murray	1997-00	92	77
44.	Ivan Aska	2008-12	126	75
44.	KJ Williams	2018-21	64	52
	Marlon Towns	1998-00	59	73
46.	William Moore	1993-95	58	70
47.	Kevin Thomas	2006-09	64	69
	James Singleton	2001-03	60	68
49.	Chris Ogden	1986-90	117	66
	Aaron Page	1996-00		66
51.	Tony Easley	2005-10	121	64
52.	Keith Jenifer	2004-06	59	63
	Tyler Holloway	2005-09	121	63
	T.J. Sapp	2013-15	59	62
55.	Bruce Carter	2006-08	61	60
56.	Antwan Hoard	1992-94	56	57
57.	Jerry Wilson	1990-94		56
58.	Brian Stewart	1980-84	109	54
	Terrell Miller	2016-18	65	52
60.	Jarvis Williams	2013-15	69	52
	Terence Brooks	1987-89		52
62.	Stacy Wilson	2011-13	63	51

SEASON STEALS

Rk	Player	Seasons	Games	Total
1.	Marcus Brown	1994-95	30	76
2.	Cameron Payne	2014-15	35	68
3.	Marcus Brown	1995-96	29	65
	Fred Walker	1994-95	30	65
5.	B.J. Jenkins	2009-10	36	64
6.	Donte Poole	2011-12	33	63
7.	Aubrey Reese	1999-00	32	62
8.	Shaq Buchanan	2018-19	33	60
	Danero Thomas	2009-10	36	60
10.	Zedric Macklin	1985-86	29	59
	Vincent Rainey	1995-96	29	59
	Chuck Glass	1985-86	29	59
13.	Ja Morant	2018-19	33	58
	Greg Coble	1990-91	33	58
15.	Cameron Payne	2013-14	34	57
	Aubrey Reese	1998-99	33	57
	Popeye Jones	1989-90	30	57
	Marcus Brown	1993-94	29	57
19.	Chad Townsend	1996-97	30	56
20.	Brian Stewart	1983-84	28	54
	Vincent Rainey	1994-95	30	54
22.	Shawn Witherspoon	2005-06	31	52
	Trey Pearson	2004-05	28	52
24.	Cedric Gumm	1992-93	30	51
25.	Shaq Buchanan	2017-18	32	50
	Cuthbert Victor	2001-02	32	50
	Cedric Gumm	1991-92	30	50
	Cuthbert Victor	2002-03	29	50
	Adam Chiles	2003-04	34	50
	Trey Pearson	2005-06	31	50
31.	JaCobi Wood	2022-23	32	49
32.	B.J. Jenkins	2010-11	32	49
	Vincent Rainey	1996-97	30	49
34.	KJ Williams	2021-22	34	48
	Marlon Towns	1998-99	33	48
	Cedric Gumm	1993-94	29	48
	William Moore	1994-95	30	48
38.	Tevin Brown	2021-22	34	47
	Cuthbert Victor	2003-04	34	47
	Isaiiah Canaan	2012-13	31	47
41.	Antione Whelchel	2001-02	32	46
	Danero Thomas	2008-09	31	46
	Chuck Glass	1984-85	28	46
44.	Danero Thomas	2007-08	31	45
	Frank Allen	1990-91	33	45
	Isaiiah Canaan	2011-12	33	45
	Chad Townsend	1997-98	33	45
48.	De'teri Mayes	1997-98	33	44
	Maurice Cannon	1991-92	30	44
	Ed Horton	2006-07	30	44
51.	DJ Burns	2021-22	34	43
	Jonathan Stark	2017018	32	43
	Jonathan Stark	2016-17	33	43
	Justin Burdine	2000-01	29	43
	John Jackson	1990-91	33	43
	Justin Burdine	2001-02	32	43
	Popeye Jones	1991-92	30	43
58.	Bryce Jones	2016-17	33	42
	Greg Coble	1989-90	30	42
	Fred Walker	1995-96	29	42
61.	Isacc Miles	2009-10	36	41
	Jewuan Long	2011-12	33	41



Jewuan Long



Ed Horton

CAREER & SEASON BLOCKED SHOTS RECORDS



Victor



Easley



Daniel



Jones



Teague



Spencer




Singleton

CAREER BLOCKED SHOTS

Rk	Player	Seasons	Games	Total
1.	Cuthbert Victor	2000-04		160
2.	Tony Easley	2005-10		158
3.	Ed Daniel	2009-13		156
4.	Popeye Jones	1988-92		136
5.	Antoine Teague	1992-94		124
6.	Isaac Spencer	1997-01		123
7.	Andi Hornig	2000-04		119
8.	James Singleton	2001-03		115
9.	Pearson Griffith	2003-06		113
10.	Quennon Echols	1994-96		102
11.	Jarvis Williams	2013-15		95
12.	KJ Williams	2018-22	124	76
13.	Danero Thomas	2006-10		72
14.	Tevin Brown	2018-22	125	68
	Demond Robinson	2019-21	52	68
16.	Jeff Martin	1985-89		67
17.	Brian Sanchious	2015-19	116	65
18.	Jonathan Fairell	2013-15		62
19.	Jalen Dupree	2016-18	65	50
	Shawn Witherspoon	2002-07		50
21.	Antione Whelchel	2000-04		48
	Ivan Aska	2008-12		48
23.	Scott Adams	1990-92		46
24.	Paul King	1987-91		43
	Mike Lahm	1983-85		43
	Jewuan Long	2007-12		43
27.	Brandon Garrett	2010-13		41
28.	Anthony Smith	2017-20	69	40
	Ja Morant	2017-19	65	40
30.	Dwayne Davis	1994-96		39
31.	Vincent Rainey	1993-97		38
32.	Cameron Payne	2013-15		37
	Chris Shumate	1999-04		37
34.	Rod Murray	1997-00		36
	Danny Jarrett	1976-78		36
	Duane Virgil	1997-99		36
37.	Marvin Gay	1997-99		35
	Marcus Brown	1992-96		34
39.	John Jackson	1990-91		33
40.	Marvin Williams	2006-08		31
41.	Shaq Buchanan	2017-19	65	30
	Ray George	2006-08		30
43.	Mike Turner	1996-00		29
44.	Devin Gilmore	2017-21	96	38
	Arnell Hamilton	1996-98		28
	Jerry Wilson	1990-94		28
47.	Anthony Smith	2017-19	37	26
48.	Kenny White, Jr.	2022-23	29	25
	Zedric Macklin	1984-86		25
50.	Lawrence Bussell	1992-94		24
	Justin Orr	2004-06		24
	Michael James	1993-94		24
	Ray Cunningham	1998-01		24
54.	Terrell Miller	2016-18	65	23
	Antwan Hoard	1992-94		23
56.	Jeffery Moss	2012-16		22
	Fred Walker	1994-96		22
	Issian Redding	2004-06		22
59.	Wayne Langston	2014-16		21
	Donte Poole	2008-12		21
	Greg Anderson	1994-96		20
62.	Jeffery McClain	2008-11		19

SEASON BLOCKED SHOTS

Rk	Player	Seasons	Games	Total
1.	Tony Easley	2009-10		95
2.	Pearson Griffith	2005-06		79
3.	Popeye Jone	1989-90		71
4.	Quennon Echols	1994-95		65
5.	Antoine Teague	1993-94		64
6.	James Singleton	2001-02		63
7.	Jarvis Williams	2013-14		60
	Antoine Teague	1992-93		60
9.	Cuthbert Victor	2003-04		57
10.	James Singleton	2002-03		52
	Andi Hornig	2000-01		52
12.	Isaac Spencer	1997-98		50
	Ed Daniel	2012-13		50
14.	Ed Daniel	2011-12		46
15.	Demond Robinson	2019-20	32	44
	Cuthbert Victor	2001-02		44
17.	Mike Lahm	1984-85		43
18.	Jeff Martin	1986-87		41
19.	Popeye Jone	1990-91		38
	Cuthbert Victor	2002-03		38
21.	Quennon Echols	1995-96		37
22.	Danny Jarrett	1977-78		36
23.	Jarvis Williams	2014-15		35
24.	Pearson Griffith	2004-05		34
	Jonathan Fairell	2013-14		34
26.	John Jackson	1990-91		33
	Ed Daniel	2010-11		33
	Andi Hornig	2003-04		33
29.	Tony Easley	2007-08		28
	Jonathan Fairell	2014-15		28
31.	Ja Morant	2018-19	33	27
	Arnell Hamilton	1996-97		27
	Popeye Jones	1991-92		27
	Isaac Spencer	1998-99		27
35.	Scott Adams	1991-92		26
	Isaac Spencer	1999-00		26
	Jeff Martin	1985-86		26
38.	Kenny White, Jr.	2022-23	29	25
	Jalen Dupree	2017-18	32	25
	Jalen Dupree	2016-17	32	25
	Dwayne Davis	1995-96		25
	Danero Thomas	2009-10		25
43.	Demond Robinson	2020-21	26	24
	Michael James	1993-94		24
	Paul King	1990-91		24
46.	Ed Daniel	2009-10		23
	Jewuan Long	2011-12		23
48.	Tevin Brown	2021-22	34	21
	KJ Williams	2021-22	34	21
	KJ Williams	2019-20	32	21
	Cuthbert Victor	2000-01		21
52.	Lawrence Bussell	1993-94		20
	Danero Thomas	2008-09		20
	Marvin Gay	1998-99		20
	Scott Adams	1990-91		20
	Cameron Payne	2013-14		20
	Isaac Spencer	2000-01		20
	Duane Virgil	1997-98		20
	Ray George	2007-08		20
61.	Tevin Brown	2018-19	33	19
	KJ Williams	2018-19	33	19
	Brian Sanchious	2016-17	33	19



Mike Lahm



Quennon Echols

ANNUAL LEADERS

1986-87	Jeff Martin	228	.523
1987-88	Jeff Martin	304	.558
1988-89	Jeff Martin	266	.510
1989-90	Popeye Jones	214	.500
1990-91	Popeye Jones	268	.493
1991-92	Popeye Jones	232	.488
1992-93	Frank Allen	146	.361
1993-94	Marcus brown	182	.503
1994-95	Marcus Brown	219	.510
1995-96	Marcus Brown	254	.474
1996-97	Vincent Rainey	228	.443
1997-98	De'Teri Mayes	246	.469
1998-99	Isaac Spencer	204	.527
1999-00	Isaac Spencer	240	.556
2000-01	Isaac Spencer	225	.488
2001-02	Justin Burdine	239	.431
2002-03	Cuthbert Victor	170	.596
2003-04	Cuthbert Victor	190	.629
2004-05	Trey Pearson	138	.447
2005-06	Shawn Witherspoon	125	.519
2006-07	Bruce Carter	141	.443
2007-08	Bruce Carter	157	.486
2008-09	Danero Thomas	135	.429
2009-10	Danero Thomas	141	.421
2010-11	Isacc Miles	113	.445
2011-12	Isaiah Canaan	183	.460
2012-13	Isaiah Canaan	215	.431
2013-14	Cameron Payne	190	.404
2014-15	Cameron Payne	245	.456
2015-16	Wayne Langston	163	.629
2016-17	Jonathan Stark	249	.438
2017-18	Jonathan Stark	221	.451
2018-19	Ja Morant	265	.499
2019-20	Tevin Brown	172	.447
2020-21	KJ Williams	164	.567
2021-22	KJ Williams	245	.538
2022-23	Rob Perry	171	.441

ANNUAL MADE 3-POINT LEADERS

Season	Player	Games	3pt
1986-87	Don Mann	28	72
1987-88	Don Mann	24	62
1988-89	Don Mann	30	70
1989-90	Frank Allen	30	55
1990-91	Frank Allen	33	55
1991-92	Frank Allen	25	66
1992-93	Frank Allen	28	75
1993-94	Cedric Gumm	28	47
	William Moore	28	47
1994-95	William Moore	30	76
1995-96	Marcus Brown	29	74
1996-97	De'Teri Mayes	30	83
1997-98	De'Teri Mayes	33	103
1998-99	Marlon Towns	31	48
1999-00	Aubrey Reese	32	54
2000-01	Justin Burdine	29	75
2001-02	Justin Burdine	32	99
2002-03	Rick Jones	29	77
2003-04	Chris Shumate	34	73
2004-05	Trey Pearson	27	66
2005-06	Trey Pearson	29	45
2006-07	Tyler Holloway	29	55
2007-08	Tyler Holloway	31	55
2008-09	Tyler Holloway	30	60
2009-10	B.J. Jenkins	32	67
2010-11	Isaiah Canaan	32	58
2011-12	Isaiah Canaan	33	98
2012-13	Isaiah Canaan	31	94
2013-14	Dexter Fields	34	76
2014-15	Cameron Payne	35	84
2015-16	Jeffery Moss	31	80
2016-17	Jonathan Stark	33	108
2017-18	Jonathan Stark	32	110

2018-19	Tevin Brown	33	90
2019-20	Tevin Brown	32	85
2020-21	Tevin Brown	26	73
2021-22	Tevin Brown	33	106
2022-23	Rob Perry	32	56

ANNUAL 3-POINT PERCENTAGE LEADERS

(Minimum 15 made)

Season	Player	3PM-3PA	Pct
1986-87	Toney Ford	18-40	.450
1987-88	Terence Brooks	19-41	.463
1988-89	Jeff Martin	65-131	.496
1989-90	Paul King	46-98	.469
1990-91	Paul King	53-148	.358
1991-92	Frank Allen	66-147	.449
1992-93	Cedric Gumm	32-76	.421
1993-94	Marcus Jones	37-83	.446
1994-95	Vincent Rainey	33-86	.384
1995-96	Marcus Brown	74-175	.423
1996-97	De'Teri Mayes	83-202	.411
1997-98	De'Teri Mayes	103-234	.440
1998-99	Rod Murray	47-119	.395
1999-00	Isaac Spencer	20-49	.408
2000-01	Chris Shumate	55-120	.458
2001-02	Antonio Henderson	22-56	.393
2002-03	James Singleton	15-34	.441
2003-04	Chris Shumate	73-163	.447
2004-05	Trey Pearson	66-158	.418
2005-06	Tyler Holloway	40-97	.412
2006-07	Ed Horton	25-63	.397
2007-08	Tyler Holloway	55-119	.462
2008-09	Tyler Holloway	60-156	.384
2009-10	Isaiah Canaan	54-112	.482
2010-11	Isaiah Canaan	58-144	.403
2011-12	Isaiah Canaan	98-215	.456
2012-13	Isaiah Canaan	94-254	.431
2013-14	Dexter Fields	76-181	.420
2014-15	Justin Seymour	47-108	.435
2015-16	Jeffery Moss	80-193	.415
2016-17	Jonathan Stark	108-254	.425
2017-18	Terrell Miller	70-174	.402
2018-19	Brion Whitley	21-45	.467
2019-20	Tevin Brown	85-203	.419
2020-21	Chico Carter, Jr.	46-104	.442
2021-22	Tevin Brown	106-276	.384
2022-23	Quincy Anderson	31-79	.392

ANNUAL FREE THROW PERCENTAGE LEADERS

(minimum 45 made)

Years	Name	FT-FTA	Pct
1949-50	Don Stephenson	56-72	.778
1950-51	Don Stephenson	48-65	.738
1951-52	Bennie Purcell	158-205	.771
1952-53	Howie Crittenden	117-159	.736
1953-54	Dean Akridge	74-98	.755
1954-55	John Powless	62-74	.838
1955-56	Fran Watrous	61-76	.803
	John Powless	61-76	.803
1956-57	Frank Waggoner	61-78	.782
1957-58	Gerald Tabor	66-82	.805
1958-59	Ken Peterson	54-76	.711
1959-60	Larry Bale	62-76	.816
1960-61	Jarrell Graham	69-78	.885
1961-62	Ron Greene	69-97	.711
1962-63	John Namciu	74-95	.779
1963-64	Jim Jennings	142-186	.763
1964-65	John Namciu	176-228	.772
1965-66	Herb McPherson	111-137	.810
1966-67	Herb McPherson	103-118	.873
1967-68	Claude Virden	53-62	.855
1968-69	Jimmy Young	77-93	.828
1969-70	Jimmy Young	86-96	.896
1970-71	Jimmy Young	57-71	.803

1971-72	Les Taylor	138-185	.746
1972-73	Les Taylor	122-152	.803
1973-74	Mike Coleman	82-126	.651
1974-75	Jesse Williams	45-64	.703
1975-76	Jesse Williams	74-90	.822
1976-77	Zach Blasingame	54-67	.806
1977-78	Mike Muff	95-117	.812
1978-79	Kenney Hammonds	52-75	.693
1979-80	Lamont Sleet	148-190	.779
1980-81	Lamont Sleet	102-129	.791
1981-82	Glen Green	96-127	.756
1982-83	Glen Green	113-140	.807
1983-84	Lamont Sleet	76-92	.826
1984-85	Craig Talley	69-84	.819
1985-86	Zedric Macklin	88-109	.807
1986-87	Don Mann	88-106	.783
1987-88	Jeff Martin	181-231	.784
1988-89	Jeff Martin	148-186	.796
1989-90	Frank Allen	112-129	.868
1990-91	Frank Allen	130-153	.850
1991-92	Cedric Gumm	62-75	.827
1992-93	Frank Allen	101-122	.828
1993-94	Marcus Brown	125-149	.839
1994-95	Marcus Brown	189-211	.896
1995-96	Marcus Brown	185-220	.841
1996-97	De'Teri Mayes	92-114	.807
1997-98	De'Teri Mayes	116-148	.784
1998-99	Rod Murray	42-57	.737
1999-00	Aubrey Reese	199-243	.819
2000-01	Isaac Spencer	170-241	.705
2001-02	Antonio Henderson	52-59	.881
2002-03	James Singleton	112-140	.800
2003-04	Rick Jones	42-46	.913
2004-05	Trey Pearson	49-65	.754
2005-06	Trey Pearson	42-55	.764
2006-07	Tyler Holloway	58-67	.866
2007-08	Tyler Holloway	53-62	.855
2008-09	Jeffery McClain	84-114	.737
2009-10	B.J. Jenkins	59-74	.797
2010-11	B.J. Jenkins	86-95	.905
2011-12	Donte Poole	115-134	.856
2012-13	Isaiah Canaan	152-185	.822
2013-14	T.J. Sapp	86-107	.804
2014-15	Jeffery Moss	64-75	.853
2015-16	Bryce Jones	122-140	.871
2016-17	Bryce Jones	123-138	.891
2017-18	Jonathan Stark	133-149	.893
2018-19	Ja Morant	221-272	.813
2019-20	Tevin Brown	143-194	.737
2020-21	KJ Williams	52-78	.667
2021-22	Tevin Brown	92-123	.748
2022-23	Brian Moore, Jr.	69-84	.821

ANNUAL REBOUND AVERAGE LEADERS

Years	Name	Total	Avg
1951-52	Melvin Deweese	318	11.0
1952-53	Garrett Beshear	255	9.4
1953-54	Fran Watrous	243	7.8
1954-55	Jim Gainey	251	9.7
1955-56	Joe Mikez	221	8.8
1956-57	Quitman Sullins	323	13.5
1957-58	Quitman Sullins	300	12.5
1958-59	Ken Peterson	230	9.2
1959-60	Gene Herndon	267	11.6
1960-61	Gene Herndon	328	14.3
1961-62	Jim Jennings	431	17.2
1962-63	Jim Jennings	339	16.1
1963-64	Jim Jennings	377	15.1
1964-65	Stewart Johnson	367	14.1
1965-66	Dick Cunningham	390	15.6
1966-67	Dick Cunningham	479	*21.8
1967-68	Dick Cunningham	423	17.6
1968-69	Claude Virden	320	11.4

ANNUAL LEADERS

1969-70	Ron Johnson	324	12.5	1987-88	Don Mann	144	6.0	2015-16	Bryce Jones	38	1.2
1970-71	Ron Johnson	235	9.8	1988-89	Don Mann	172	5.7	2016-17	Jonathan Stark	43	1.3
1971-72	Marcelous Starks	284	10.9	1989-90	Frank Allen	109	3.6	2017-18	Shaq Buchanan	50	1.5
1972-73	Mike Coleman	298	11.9	1990-91	Greg Coble	118	3.6	2018-19	Shaq Buchanan	60	1.7
1973-74	Marcelous Starks	319	12.8	1991-92	Maurice Cannon	110	3.7	2019-20	Tevin Brown	38	1.1
1974-75	Larry Moffett	257	10.3	1992-93	Frank Allen	65	2.3	2020-21	Tevin Brown	36	1.3
1975-76	Jesse Williams	227	8.7	1993-94	Cedric Gumm	88	3.0	2021-22	KJ Williams	48	1.4
1976-77	Mike Muff	219	8.4	1994-95	William Moore	99	3.3	2022-23	JaCobi Wood	49	1.5
1977-78	Mike Muff	234	9.4	1995-96	Marcus Brown	119	4.1	ANNUAL BLOCKED SHOTS (TOTAL) LEADERS			
1978-79	John Randall	211	8.4	1996-97	Chad Townsend	212	7.1	Years	Name	Blocks	Avg
1979-80	Gary Hooker	356	12.3	1997-98	Chad Townsend	171	5.2	1977-78	Danny Jarrett	36	1.5
1980-81	Kenney Hammonds	172	6.4	1998-99	Aubrey Reese	163	4.9	1978-79	NA		
1981-82	Ricky Hood	249	8.9	1999-00	Aubrey Reese	152	4.8	1979-80	NA		
1982-83	Ricky Hood	295	10.2	2000-01	Isaac Spencer	112	3.9	1980-81	NA		
1983-84	VadaMartin	174	6.2	2001-02	Kevin Paschel	124	3.9	1981-82	NA		
1984-85	Vada Martin	177	6.3	2002-03	Mark Borders	87	3.1	1982-83	NA		
1985-86	Chuck Glass	196	6.8	2003-04	Adam Chiles	133	4.6	1983-84	NA		
1986-87	Jeff Martin	158	5.6	2004-05	Keith Jenifer	112	4.0	1984-85	Mike Lahm	43	1.5
1987-88	Chris Ogden	211	6.8	2005-06	Keith Jenifer	105	3.4	1985-86	Jeff Martin	26	0.9
1988-89	Linzie Foster	205	6.8	2006-07	Ed Horton	96	3.2	1986-87	Jeff Martin	41	1.5
1989-90	Popeye Jones	336	11.2	2007-08	Kevin Thomas	136	4.5	1987-88	NA		
1990-91	Popeye Jones	469	*14.2	2008-09	Kevin Thomas	119	3.8	1988-89	Jeff Martin	33	1.1
1991-92	Popeye Jones	431	*14.4		Isacc Miles	119	3.8	1988-89	Jeff Martin	33	1.1
1992-93	Jerry Wilson	145	4.8	2009-10	Isacc Miles	132	3.7	1989-90	Paul King	19	0.6
1993-94	Antwan Hoard	195	5.0	2010-11	Isacc Miles	123	3.8	1990-91	Popeye Jones	25	0.8
1994-95	Vincent Rainey	177	6.1	2011-12	Isaiah Canaan	120	3.6	1991-92	Popeye Jones	27	0.9
1995-96	Fred Walker	210	7.5	2012-13	Isaiah Canaan	133	4.2	1992-93	Antoine Teague	60	2.0
1996-97	Vincent Rainey	247	8.2	2013-14	Cameron Payne	185	5.4	1993-94	Antoine Teague	64	2.2
1997-98	Isaac Spencer	275	8.3	2014-15	Cameron Payne	209	5.9	1994-95	Quennon Echols	65	2.1
1998-99	Isaac Spencer	234	7.1	2015-16	Bryce Jones	131	4.2	1995-96	Quennon Echols	37	1.9
1999-00	Isaac Spencer	261	8.2	2016-17	Jonathan Stark	172	5.2	1996-97	Arnell Hamilton	27	0.9
2000-01	Antione Whelchel	227	7.8	2017-18	Ja Morant	201	6.2	1997-98	Isaac Spencer	50	1.5
2001-02	James Singleton	312	10.1	2018-19	Ja Morant	331	10.0	1998-99	Isaac Spencer	26	0.8
2002-03	James Singleton	320	11.0	2019-20	Tevin Brown	117	3.6	2000-99	Isaac Spencer	27	0.8
2003-04	Cuthbert Victor	347	10.2	2020-21	Tevin Brown	111	4.2	2000-01	Andi Hornig	52	1.7
2004-05	Shawn Witherspoon	135	5.0	2021-22	Justice Hill	173	5.0	2001-02	Cuthbert Victor	44	1.3
2005-06	Shawn Witherspoon	239	7.7	2022-23	JaCobi Wood	147	4.5	2002-03	James Singleton	52	1.7
2006-07	Shawn Witherspoon	159	5.5	ANNUAL STEALS (TOTAL) LEADERS				2003-04	Cuthbert Victor	57	1.6
2007-08	Bruce Carter	173	5.6	Years	Name	Steals	Avg	2004-05	Pearson Griffith	34	1.2
2008-09	Ivan Aska	181	5.8	1983-84	Brian Stewart	54	1.9	2005-06	Pearson Griffith	79	2.5
2009-10	Tony Easley	210	5.8	1984-85	Chuck Glass	46	1.6	2006-07	Tony Easley	18	0.7
2010-11	Ivan Aska	165	5.2	1985-86	Chuck Glass	59	2.0	2007-08	Tony Easley	28	0.8
2011-12	Ivan Aska	161	6.0	1986-87	Zedric Macklin	59	2.0	2008-09	Danero Thomas	20	0.6
2012-13	Ed Daniel	311	10.0	1987-87	Jeff Martin	34	1.2	2009-10	Tony Easley	95	2.6
2013-14	Jarvis Williams	338	9.9	1988-88	Jeff Martin	34	1.1	2010-11	Ed Daniel	33	1.0
2014-15	Jarvis Williams	293	8.4	1988-89	Jeff Martin	37	1.2	2011-12	Ed Daniel	47	1.4
2015-16	Wayne Langston	188	6.1	1989-90	Popeye Jones	57	1.9	2012-13	Ed Daniel	50	1.6
2016-17	Terrell Miller	269	8.2	1990-91	Greg Coble	58	1.7	2013-14	Jarvis Williams	60	1.7
2017-18	Terrell Miller	275	8.6	1991-92	Cedric Gumm	50	1.7	2014-15	Jarvis Williams	35	1.0
2018-19	Darnell Cowart	214	6.5	1992-93	Cedric Gumm	51	1.7	2015-16	Bryce Jones	14	0.4
2019-20	Anthony Smith	239	7.5	1993-94	Marcus Brown	57	1.9	2016-17	Jalen Dupree	25	1.3
2020-21	KJ Williams	220	8.5	1994-95	Marcus Brown	76	2.5	2017-18	Jalen Dupree	25	0.7
2021-22	KJ Williams	285	8.4	1995-96	Vincent Rainey	59	2.0	2018-19	Ja Morant	27	0.7
2022-23	Dj Burns	212	6.6	1996-97	Chad Townsend	56	1.8	2019-20	Demond Robinson	29	1.5
				1997-98	Chad Townsend	45	1.3	2020-21	Demond Robinson	24	0.9
				1998-99	Aubrey Reese	57	1.8	2021-22	Tevin Brown	21	0.6
				2000-99	Aubrey Reese	62	1.9		KJ Williams	21	0.6
				2000-01	Justin Burdine	43	1.4	2022-23	Kenny White, Jr.	25	0.8
				2001-02	Cuthbert Victor	50	1.5				
				2002-03	Cuthbert Victor	50	1.7				
				2003-04	Adam Chiles	50	1.7				
				2004-05	Trey Pearson	52	1.9				
				2005-06	Shawn Witherspoon	52	1.6				
				2006-07	Ed Horton	44	1.4				
				2007-08	Danero Thomas	45	1.4				
				2008-09	Danero Thomas	48	1.5				
				2009-10	B.J. Jenkins	64	1.8				
				2010-11	B.J. Jenkins	49	1.5				
				2011-12	Donte Poole	63	1.9				
				2012-13	Isaiah Canaan	47	1.5				
				2013-14	Cameron Payne	57	1.6				
				2014-15	Cameron Payne	68	1.9				

* National Leader

ANNUAL ASSIST (TOTAL) LEADERS

Years	Name	Assists	Avg
1972-73	Les Taylor	83	3.3
1973-74	Darnell Adell	52	2.1
1974-75	Grover Woolard	118	4.7
1975-76	Grover Woolard	111	4.3
1976-77	Grover Woolard	117	4.3
1977-78	Mike Muff	68	2.7
1978-79	David Lowry	94	3.8
1979-80	Lamont Sleets	157	5.1
1980-81	Lamont Sleets	101	3.7
1981-82	Glen Green	137	4.9
1982-83	Lamont Sleets	117	4.0
1983-84	Brian Stewart	100	3.6
1984-85	Chuck Glass	112	4.0
1985-86	Don Mann	86	3.0
1986-87	Don Mann	129	4.6

ALL-TIME BEST SCORING DUOS - SINGLE SEASON

Season	Player	Points	PPG	Player	Points	Avg	Combo	PPG	G	Coach
1995-96	Marcus Brown	767	26.4	Vincent Rainey	564	19.4	1,331	45.8	29	Gottfried
1999-00	Aubrey Reese	653	20.4	Isaac Spencer	638	19.9	1,291	40.3	32	Anderson
1996-97	Vincent Rainey	656	21.9	DT Mayes	629	21.9	1,285	42.8	30	Gottfried
2014-15	Cameron Payne	707	20.2	Jarvis Williams	440	15.7	1,257	35.9	35	Prohm
2016-17	Jonathan Stark	723	21.9	Terrell Miller	529	16.0	1,252	37.9	33	McMahon
2018-19	Ja Morant	808	24.5	Shaq Buchanan	430	13.0	1,238	37.5	33	McMahon
1987-88	Jeff Martin	806	26.0	Don Mann	425	17.7	1,231	39.7	31	Newton
1994-95	Marcus Brown	671	22.4	Vincent Rainey	544	18.8	1,215	42.5	30	Edgar
2021-22	KJ Williams	613	18.0	Tevin Brown	572	16.8	1,185	34.8	34	McMahon
2017-18	Jonathan Stark	684	21.4	Terrell Miller	483	15.1	1,168	36.5	32	McMahon
1997-98	DT Mayes	711	21.5	Isaac Spencer	457	13.8	1,168	35.3	33	Gottfried
1988-89	Jeff Martin	745	25.7	Don Mann	401	13.4	1,146	38.2	30	Newton
1951-52	Bennie Purcell	600	17.8	Garrett Beshear	541	16.4	1,141	33.5	34	Hodges
1990-91	Popeye Jones	666	20.2	Frank Allen	465	14.1	1,131	34.2	33	Newton
2012-13	Isaiah Canaan	676	21.8	Stacy Wilson	418	13.5	1,104	35.6	31	Prohm
2011-12	Isaiah Canaan	626	19.0	Donte Poole	461	14.0	1,087	32.9	33	Prohm
2013-14	Cameron Payne	572	16.8	Jarvis Williams	505	14.9	1,077	31.6	34	Prohm
1991-92	Popeye Jones	632	21.2	Frank Allen	441	17.6	1,073	35.7	30	Edgar
2000-01	Isaac Spencer	626	21.5	Justin Burdine	443	15.2	1,069	36.8	29	Anderson
1968-69	Claude Viriden	657	23.5	Hector Blondett	408	14.6	1,065	38.0	28	Luther
1979-80	Gary Hooker	538	18.6	Lamont Sleets	522	16.8	1,060	34.1	31	Greene
1982-83	Glen Green	565	19.5	Ricky Hood	483	16.7	1,048	36.1	29	Greene
1964-65	Stewart Johnson	520	20.0	John Namciu	520	20.0	1,040	40.0	26	Luther
2001-02	Justin Burdine	652	20.4	Singleton/Whelchel	378	12.2	1,030	32.1	32	Anderson
1986-87	Jeff Martin	594	21.2	Don Mann	435	15.5	1,029	36.7	28	Newton
1989-90	Popeye Jones	586	19.5	Frank Allen	437	14.6	1,023	34.1	30	Newton
1972-73	Les Taylor	560	22.4	Mike Coleman	436	17.4	996	39.8	25	Luther
1955-56	H. Crittenden	530	21.2	Dick Kinder	459	18.4	989	39.5	25	Hodges
2019-20	Tevin Brown	572	17.9	KJ Williams	405	12.7	977	30.5	32	McMahon
1969-70	Claude Viriden	530	20.4	Jimmy Young	428	16.5	958	36.8	26	Luther
1977-78	Mike Muff	589	23.6	Jimmy Warren	366	14.6	955	38.2	25	Overton
1985-86	Chuck Glass	529	18.2	Zedric Macklin	395	13.6	953	32.8	29	Greene
1998-99	Isaac Spencer	484	15.6	Aubrey Reese	466	15.0	950	30.6	31	Anderson
1973-74	Mike Coleman	603	24.1	Marcelous Starks	344	13.8	947	37.8	25	Luther
1952-53	Garrett Beshear	601	24.0	H. Crittenden	346	14.4	947	37.8	25	Hodges
1974-75	Jesse Williams	519	20.8	Grover Woolard	415	16.8	934	37.3	25	Luther
1965-66	Herb McPherson	529	21.2	Don Duncan	392	15.7	921	36.8	25	Luther
1971-72	Les Taylor	538	25.6	Ron Williams	376	14.5	914	35.1	26	Luther
1975-76	Jessee Williams	548	21.1	Grover Woolard	361	13.9	909	34.9	26	Overton
1963-64	Jim Jennings	490	19.6	Stewart Johnson	410	16.4	900	36.0	25	Luther



Photo by: MSU Archives

ALL-TIME BEST REBOUNDING DUOS - SINGLE SEASON

Season	Player	Reb	RPG	Player	Reb	Avg	Combo	RPG	G	Coach
1990-91	Popeye Jones	469	14.2	John Jackson	284	8.6	753	22.8	33	Newton
1963-64	Jim Jennings	377	15.1	Stewart Johnson	344	13.8	721	28.8	25	Luther
1979-80	Gary Hooker	356	12.3	Lamont Sleets	356	11.5	712	22.9	31	Greene
1965-66	Dick Cunningham	390	15.6	Stewart Johnson	270	10.8	660	26.4	25	Luther
2002-03	James Singleton	320	11.0	Cuthbert Victor	232	8.0	652	22.4	29	Anderson
1951-52	Melvin Deweese	360	10.6	Garrett Beshear	284	8.6	644	18.9	34	Hodges
1964-65	Stewart Johnson	367	14.1	Herb McPherson	270	10.4	637	24.5	26	Luther
1966-67	Dick Cunningham	479	21.8	Rock Haverstock	152	6.6	631	27.4	23	Luther
1961-62	Jim Jennings	431	17.2	Stan Walker	195	7.8	626	25.0	25	Luther
1969-70	Ron Johnson	324	12.5	Claude Virden	298	11.5	622	23.9	26	Luther
1968-69	Claude Virden	320	11.4	Ron Johnson	278	9.9	598	21.3	28	Luther
1967-68	Dick Cunningham	423	17.6	Tom Moran	166	6.9	589	24.5	24	Luther
1973-74	Maecelous Starks	319	12.8	Mike Coleman	262	10.5	581	23.2	25	Luther
1972-73	Mike Coleman	298	11.9	Marcelous Starks	272	11.3	570	22.8	25	Luther
2013-14	Jarvis Williams	338	9.9	Jonathan Fairell	231	6.8	569	16.7	34	Prohm
1989-90	Popeye Jones	336	11.2	Chris Ogden	222	7.4	558	18.6	30	Newton
1991-92	Popeye Jones	431	14.4	Scott Sivills	111	3.7	542	18.0	30	Edgar
2014-15	Jarvis Williams	293	8.4	Jonathan Fairell	244	7.0	537	15.3	35	Prohm
1971-72	Marcelous Starks	284	10.9	Bill Mancini	251	9.7	535	20.5	26	Luther
1959-60	Gene Herndon	267	11.6	Mike O'Rierdan	255	11.1	522	22.6	23	Luther
1960-61	Gene Herndon	328	14.3	Mike O'Rierdan	192	10.1	520	22.6	23	Luther
1962-63	Jim Jennings	339	16.1	Al Varnas	178	8.1	517	23.5	22	Luther
2021-22	KJ Williams	285	8.4	DJ Burns	214	6.3	499	14.7	34	McMahon
1974-75	Larry Moffett	257	10.3	Jesse Williams	235	9.4	492	19.6	25	Luther
2017-18	Terrell Miller	275	8.6	Ja Morant	208	6.5	483	15.0	32	McMahon
1956-57	Quitman Sullins	323	13.5	Fran Watrous	158	6.9	481	20.0	24	Hodges
1999-00	Isaac Spencer	261	8.2	Ray Cunningham	216	6.8	477	14.9	32	Anderson
2019-20	Anthony Smith	239	7.5	KJ Williams	232	7.3	471	14.7	32	McMahon
1982-83	Ricky Hood	295	10.2	Glen Green	176	6.1	471	16.2	29	Greene
2012-13	Ed Daniel	311	10.0	Brandon Garrett	155	5.0	466	15.0	31	Prohm
2001-02	Cuthbert Victor	235	7.3	Antoine Whelchel	220	6.9	455	14.2	32	Anderson
1970-71	Ron Johnson	235	9.8	Les Taylor	213	8.9	448	18.6	24	Luther
1996-97	Vincent Rainey	247	8.2	De'Teri Mayes	199	6.6	446	14.8	30	Gottfried
1957-58	Quitman Sullins	300	12.5	Ken Wray	141	5.9	441	18.3	24	Hodges
1953-54	Fran Watrous	243	7.8	Ted Keonigsmark	198	6.4	441	14.2	31	Hodges
2000-01	Antoine Whelchel	227	7.8	Isaac Spencer	206	7.1	433	14.9	29	Anderson
1952-53	Garrett Beshear	241	9.5	Leo Unnerstall	179	7.2	420	16.8	25	Hodges
1997-98	Isaac Spencer	275	8.3	De'Teri Mayes	143	4.3	418	12.6	33	Gottfried
1987-88	Chris Ogden	211	6.8	Jeff Martin	204	6.6	415	13.3	31	Newton
2016-17	Terrell Miller	269	8.2	Gee McGhee	137	4.9	406	12.3	33	McMahon
1988-89	Linzie Foster	205	6.8	Chris Ogden	200	6.7	405	13.5	30	Newton
2018-19	Darnell Cowart	214	6.5	Ja Morant	188	5.7	402	12.1	33	McMahon
1975-76	Jesse Williams	227	8.7	Grover Woolard	174	6.7	401	15.4	26	Overton



Photo by: Nancy Herring

ALL-TIME BEST ASSIST DUOS - SINGLE SEASON

Season	Player	Assists	APG	Player	Assists	APG	Combo APG	G	Coach	
2018-19	Ja Morant	331	10.0	Tevin Brown	75	2.2	406	12.3	33	McMahon
2017-18	Ja Morant	201	6.2	Jonathan Stark	126	3.9	327	10.2	32	McMahon
2014-15	Cameron Payne	209	5.9	T.J. Sapp	102	2.9	311	8.8	35	Prohm
2016-17	Jonathan Stark	172	5.2	Bryce Jones	114	3.4	286	8.6	33	McMahon
2021-22	Justice Hill	173	5.0	Tevin Brown	104	3.0	277	8.1	34	McMahon
2013-14	Cameron Payne	185	5.4	Jeffery Moss	72	2.1	257	7.5	34	Prohm
1979-80	Lamont Sleets	157	5.0	Glen Green	99	3.1	256	8.2	31	Greene
2009-10	Isacc Miles	132	3.6	B.J. Jenkins	116	3.2	248	6.8	36	Kennedy
1999-00	Aubrey Reese	152	4.7	Isaac Spencer	94	2.9	246	7.6	32	Anderson
1988-89	Don Mann	172	5.7	Jeff Martin	74	2.4	246	8.2	30	Newton
1997-98	Chad Townsend	171	5.1	Aubrey Reese	68	2.0	239	7.2	33	Gottfried
2008-09	Isacc Miles	119	3.8	Kevin Thomas	119	3.8	238	7.6	31	Kennedy
2010-11	Isacc Miles	123	3.8	B.J. Jenkins	107	3.3	230	7.1	32	Kennedy
1996-97	Chad Townsend	212	7.0	DeTeri Mayes	56	1.8	239	7.9	30	Gottfried
1990-91	Greg Coble	118	3.5	Frank Allen	117	3.5	236	7.1	33	Newton
1998-99	Aubrey Reese	152	4.9	Isaac Spencer	77	2.4	229	7.3	31	Anderson
2019-20	Tevin Brown	117	3.6	DaQuan Smith	110	3.4	227	7.0	32	McMahon
2003-04	Adam Chiles	133	3.9	Kevin Paschel	92	2.7	225	6.6	34	Cronin
2001-02	Kevin Paschel	124	3.8	Antoine Whelchel	101	3.1	225	7.0	32	Anderson
1982-83	Lamont Sleets	117	4.0	Glen Green	102	3.5	219	7.5	29	Greene
2007-08	Kevin Thomas	136	4.3	Tyler Holloway	82	2.6	218	7.0	31	Kennedy
2004-05	Keith Jenifer	112	4.0	Trey Pearson	101	3.6	213	7.6	28	Cronin
1987-88	Don Mann	144	4.6	Jeff Martin	69	2.2	213	6.8	31	Newton
2012-13	Isaiah Canaan	133	4.2	Stacy Wilson	78	2.5	211	6.8	31	Prohm
1981-82	Glen Green	137	4.8	Brian Stewart	72	2.5	209	7.4	28	Greene
2022-23	JaCobi Wood	147	4.5	Rob Perry	56	1.7	206	6.4	32	Prohm
2020-21	Tevin Brown	111	4.2	Justice Hill	93	3.5	204	7.8	26	McMahon

* MSU began tracking assists as an official stat in the 1970-71 season.



Photo by: MSU Archives

MURRAY STATE LEGENDS

Murray State Basketball By The Numbers

Retired Numbers By Year

21	Bennie Purcell	1952
16	Garrett Beshear	1953
19	Howie Crittenden	1956
15	Jeff Martin	1989
30	Paul King	1991
54	Popeye Jones	1992
26	Joe Fulks	2001
20	Johnny Reagan	2003
5	Marcus Brown	2010
3	Isaiah Canaan	2018
12	Ja Morant	2020
1	Cameron Payne	2023

MSU Hall Of Fame By Induction Year

Joe Fulks	1965
Willard Bagwell	1967
Floyd Burdette	1967
Hugh May	1967
Bennie Purcell	1969
Garrett Beshear	1969
Howie Crittenden	1970
Coach Carlisle Cutchin	1970
Herman Shaw	1970
Johnny Reagan	1971
Ethridge McKeel	1972
Coach Harlan Hodges	1976
Jim Jennings	1978
Stewart Johnson	1979



Photo by: MSU Athletics

Out of Kuttawa, Ky., Joe Fulks played for the Racers from 1941-42 and became a Naismith Memorial Hall of Fame selection in 1977 after scoring 8,003 points for the Philadelphia Warriors

John Miller	1982
Coach Cal Luther	1986
Dick Cunningham	1986
Lamont Sleets	1987
Les Taylor	1987
James Phillips	1988
Steve Barrett	1988
Herb McPherson	1989
Dale Alexander	1990
Herb Hurley	1990
Jimmy Young	1991
Auburn Wells	1994
Harold Loughary	1996
Coach Rex Alexander	2000
Coach Steve Newton	2000
Claude Virden	2002
Jeff Martin	2004
Popeye Jones	2007
Marcus Brown	2010
Don Mann	2012
Isaac Spencer	2014
Coach Ron Greene	2016
Isaiah Canaan	2018
DT Mayes	2019
Cameron Payne	2020
Coach Billy Kennedy	2020
Coach Tevester Anderson	2021
Vincent Rainey	2021

MSU All-America Selections

Etheridge McKeel	1938
Bob Salmons	1941
Joe Fulks	1943
Garrett Beshear	1951
Bennie Purcell	1952
Howie Crittenden	1956
Stewart Johnson	1966
Dick Cunningham	1968
Jeff Martin	1989
Popeye Jones	1991
Popeye Jones	1992
Marcus Brown	1994
Marcus Brown	1996
Cuthbert Victor	2004
Isaiah Canaan	2012
Cameron Payne	2015
Jonathan Stark	2018
Ja Morant	2019

NBA Draft Picks

Player	Year	Rd(Pick)	Team
Bennie Purcell	1952	NA	Baltimore
Garrett Beshear	1953	NA	Syracuse
Howie Crittenden	1956	NA	New York
Quitman Sullins	1958	5(33)	Minneapolis
Stewart Johnson	1966	3(21)	New York
Don Duncan	1967	10(112)	San Diego
Herb McPherson	1967	5(55)	San Diego
Dick Cunningham	1968	2(21)	Phoenix
Claude Virden	1970	9(142)	Seattle



Photo by: Dave Winder

In 2013, Isaiah Canaan celebrated at his alma mater, Biloxi (MS) High School. When the Houston Rockets selected Canaan, he became the Racers' first NBA pick in 17 years.



Photo by: OKC Thunder

In 2015, Murray State's Cameron Payne was welcomed to the Oklahoma City Thunder by Sam Presti, the team's Vice President & General Manager.




Photo by: Jenny Rohl

In 2019, Murray State's Ja Morant was center stage in New York City when the Memphis Grizzlies selected him as the second pick of the NBA Draft.

Racer Basketball By The Numbers (Going into the 2022-23 season)

- 3 NBA Draft selections since 2013. Isaiah Canaan to Rockets in 2013, Cameron Payne to OKC in 2015 and Ja Morant to Grizzlies in 2019.
- 3 OVC Freshman of the Year Awards - Ivan Aska (2009), Isaiah Canaan (2010) & Cameron Payne (2014)
- 4 NCAA Tourney wins - NC State (1988), Vanderbilt (2010), Colorado State (2012), Marquette (2019)
- 8 National Invitational Tournament appearances - 2015 quarterfinalists
- 8 Consecutive coaches that have led MSU to the NCAA Tournament (Newton, Edgar, Gottfried, Anderson, Cronin, Kennedy, Prohm and McMahon)
- 12 Retired numbers - Most recent - Cameron Payne 2023
- 12 OVC scoring champions - Ja Morant in 2018-19
- 17 Head coaches - Steve Prohm was hired on March 28, 2022
- 17 OVC Tournament Championships - MSU won in 2019
- 17 NCAA Tournament appearances - MSU has back-to-back appearances in 2018 and 2019
- 17 MSU All-America selections - Ja Morant in 2019
- 20 OVC Player of the Year Awards - Ja Morant in 2019
- 22 Total NBA Draft selections - last was Ja Morant in 2019
- 27 OVC regular season championships - 2019-20
- 41 MSU Hall of Fame members from men's basketball - Paul King in 2022
- 70 Winning seasons - Since 1987 MSU Has 32 winning seasons in last 34
- 98 Total seasons. Including the 2022-23 season.

MURRAY STATE LEGENDS

Hector Blondet	1971	5(71)	Portland
Ron Johnson	1971	9(144)	Baltimore
Les Taylor	1973	9(142)	Cleveland
Grover Woolard	1977	6(132)	L.A. Lakers
Mike Muff	1978	10(193)	Golden State
Gary Hooker	1980	4(89)	Seattle
Glen Green	1983	6(119)	Denver
Mike Lahm	1985	5(100)	Detroit
Jeff Martin	1989	2(31)	L.A. Clippers
Popeye Jones	1992	2(41)	Houston
Marcus Brown	1996	2(46)	Portland
Isaiah Canaan	2013	2(34)	Houston
Cameron Payne	2015	1(14)	Oklahoma City
Ja Morant	2019	1(2)	Memphis

Other Leagues Draft Selections

Player	Year	Rd(Pick)	Team
Joe Fulks	1946	NA	Philadelphia(BAA)
Johnny Reagan	1948	NA	Chicago(BAA)
Dick Cunningham	1968	NA	N.Y. Nets(ABA)
Claude Virden	1970	NA	Kentucky(ABA)
Hector Blondet	1971	NA	Virginia(ABA)
Ron Williams	1972	NA	Dallas(ABA)
Les Taylor	1973	NA	Kentucky(ABA)

OVC Player Of The Year

Jim Jennings	1963-64
Claude Virden	1968-69
Les Taylor	1971-72, 1972-73
Gary Hooker	1979-80
Glen Green	1982-83
Jeff Martin	1987-88, 1988-89
Popeye Jones	1989-90, 1990-91
Marcus Brown	1994-95, 1995-96
De'Teri Mayes	1997-98
Aubrey Reese	1999-00
Cuthbert Victor	2003-04
Isaiah Canaan	2011-12, 2012-13
Cameron Payne	2014-15
Jonathan Stark	2017-18
Ja Morant	2018-19
KJ Williams	2021-22

OVC Athlete Of The Year

Gary Hooker	1979-80
Jeff Martin	1987,88, 1988-89
Popeye Jones	1990-91, 1991-92
Marcus Brown	1994-95
De'Teri Mayes	1997-98
Isaiah Canaan	2011-12
Cameron Payne	2014-15
Jonathan Stark	2017-18
Ja Morant	2018-19

OVC Freshman of the Year

Ivan Aska	2008-09
Isaiah Canaan	2009-10
Cameron Payne	2013-14

OVC Scoring Champion

Les Taylor	1971-72	25.6
Jeff Martin	1988-89	25.7
Marcus Brown	1994-95	22.4
Marcus Brown	1995-96	26.3
Vincent Rainey	1996-97	21.9
De'Teri Mayes	1997-98	21.5
Aubrey Reese	1999-00	20.4
Isaiah Canaan	2012-13	21.8
Cameron Payne	2014-15	20.2
Jonathan Stark	2016-17	21.9
Jonathan Stark	2017-18	21.4
Ja Morant	2018-19	24.5
KJ Williams	2021-22	18.0

OVC Rebounding Champion

Jim Jennings	1961-62	17.2
Jim Jennings	1963-64	14.8
*Dick Cunningham	1966-67	21.8
Marcelous Starks	1973-74	12.8
Gary Hooker	1979-80	12.3
Ricky Hood	1982-83	10.2
Popeye Jones	1989-90	11.2
Popeye Jones	1990-91	14.2
*Popeye Jones	1991-92	14.4
James Singleton	2001-02	10.1
James Singleton	2002-03	11.0
Cuthbert Victor	2003-04	10.2
Ed Daniel	2012-13	10.0

* National Leader

OVC Assist Champion

Glen Green	1981-82	137	4.9
Don Mann	1987-88	144	6.0
Chad Townsend	1997-98	171	5.2
*Ja Morant	2018-19	331	10.0

*National Leader

OVC Steals Champion

Marcus Brown	1994-95	76	2.5
B.J. Jenkins	2009-10	64	1.8

OVC Field Goal Percentage Champion

Larry Bale	1960-61	98-174	.563
Scott Schlosser	1962-63	117-232	.504
Bennie Goheen	1964-65	111-120	.529
Les Taylor	1970-71	143-271	.527
Marcelous Starks	1972-73	162-264	.613
Marcelous Starks	1973-74	145-259	.560
Chris Ogden	1988-89	136-236	.576
Chris Ogden	1989-90	141-238	.592
Isaac Spencer	1997-98	171-270	.633
Cuthbert Victor	2003-04	190-302	.629
Tony Easley	2007-08	115-167	.689
*Jarvis Williams	2013-14	184-284	.648
KJ Williams	2018-19	111-159	.698
Demond Robinson	2020-21	71-112	.634

* National Leader

OVC 3-Point Percentage Champion


Jeff Martin	1987-88	65-131	.496
Paul King	1989-90	46-98	.469
Marcus Brown	1995-96	74-175	.423
De'Teri Mayes	1997-98	103-234	.440
Isaiah Canaan	2009-10	54-112	.482

OVC Free Throw Percentage Champion

Jimmy Young	1969-70	86-96	.896
Craig Jones	1983-84	56-67	.836
Frank Allen	1989-90	112-129	.868
Frank Allen	1990-91	130-153	.850
De'Teri Mayes	1996-97	92-114	.807
B.J. Jenkins	2010-11	86-95	.905
Bryce Jones	2015-16	122-140	.871

OVC Blocked Shots Champion

Pearson Griffith	2005-06	79	2.6
Tony Easley	2009-10	95	2.6
Ed Daniel	2011-12	50	1.5



Jeff Martin (upper left), Popeye Jones (upper right) and Marcus Brown (lower photo) helped the Racers dominate the OVC by leading the Racers to eight regular season championships in a nine season period from the 1987-88 season to the 1995-96 season. During this time, the Racers also won five OVC Tournament titles that led to the same number of NCAA appearances. Martin (85-89) is MSU's all-time scorer, Jones (1988-92) is the leading rebounder and Brown (1992-96) is the third leading scorer and all-time steals leader. They combined to win six (two each) OVC Player of the Year Awards.

HEAD COACH HISTORY

Coach	Overall			OVC/MVC			Reg	Tourn	Conf	
	Seasons	Tenure	Gm	W-L	Pct.	Seasons				W-L
Carlisle Cutchin	16	1925-41	348	256-92	.736	-	----	---	-	-
Rice Mountjoy	1	1941-42	22	18-4	.818	-	----	---	-	-
John Miller	6	1942-48	134	74-60	.522	-	----	---	-	-
Harlan Hodges	6	1948-54	170	105-65	.617	6	40-25	.615	1	1 OVC
Rex Alexander	4	1954-58	104	49-55	.471	4	23-19	.547	0	0 OVC
Cal Luther	16	1958-74	395	241-154	.610	16	125-88	.586	3	1 OVC
Fred Overton	4	1974-78	103	44-59	.427	4	21-35	.375	0	0 OVC
Ron Greene	7	1978-85	197	119-78	.604	7	61-35	.635	3	0 OVC
Steve Newton	6	1985-91	181	116-65	.640	6	57-21	.730	4	3 OVC
Scott Edgar	4	1991-95	118	79-40	.663	4	48-14	.774	3	2 OVC
Mark Gottfried	3	1995-98	92	68-24	.739	3	40-12	.769	3	2 OVC
Tevester Anderson	5	1998-03	155	103-52	.664	5	60-24	.714	2	2 OVC
Mick Cronin	3	2003-06	93	69-24	.741	3	42-10	.807	1	2 OVC
Billy Kennedy	5	2006-11	128	107-53	.668	5	70-24	.744	2	1 OVC
Steve Prohm	4	2011-15	132	104-29	.791	3	38-10	.791	2	1 OVC
Matt McMahon	7	2015-22	221	154-67	.696	7	93-31	.750	4	3 OVC
Steve Prohm	1	2022-	32	17-15	.531	1	11-9	.550	0	0 MVC

Reg - OVC Regular Season Championship, Tourn - OVC Tournament Championship

Most Overall Victories

Coach	Seasons	Wins
Carlisle Cutchin	16	256
Cal Luther	16	241
Matt McMahon	7	154
Steve Prohm	5	121
Ron Greene	7	119
Steve Newton	6	116
Billy Kennedy	5	107
Harlan Hodges	6	105
Tevester Anderson	5	103
Scott Edgar	4	79
John Miller	6	74
Mick Cronin	3	69
Mark Gottfried	3	68
Rex Alexander	4	49
Fred Overton	4	44
Rice Mountjoy	1	18

Highest Overall Winning Percentage

Coach	Seasons	Pct
Rice Mountjoy	1	.818
Mark Gottfried	3	.739
Carlisle Cutchin	16	.736
Steve Prohm	5	.733
Mick Cronin	3	.741
Matt McMahon	7	.696
Billy Kennedy	5	.668
Tevester Anderson	5	.664
Scott Edgar	4	.663
Steve Newton	6	.640
Harlan Hodges	6	.617
Cal Luther	16	.610
Ron Greene	7	.604
John Miller	6	.522
Rex Alexander	4	.471
Fred Overton	4	.427

Most OVC Victories

Coach	Seasons	Wins
Cal Luther	16	125
Matt McMahon	7	93
Billy Kennedy	5	70
Ron Greene	7	61
Tevester Anderson	5	60
Steve Newton	6	57
Scott Edgar	4	48
Mick Cronin	3	42
Harlan Hodges	6	40
Mark Gottfried	3	40
Steve Prohm	4	38
Rex Alexander	4	23

Highest OVC Winning Percentage

Coach	Seasons	Pct
Mick Cronin	3	.807
Steve Prohm	4	.791
Scott Edgar	4	.774
Mark Gottfried	3	.769
Matt McMahon	7	.750
Billy Kennedy	5	.744
Steve Newton	6	.730
Tevester Anderson	5	.714
Ron Greene	7	.635
Harlan Hodges	6	.615
Cal Luther	16	.586
Rex Alexander	4	.547
Fred Overton	4	.375

Overall Winning Percentage (5 or more seasons)

Coach	Seasons	Pct
Carlisle Cutchin	16	.736
Steve Prohm	5	.733
Matt McMahon	7	.696
Billy Kennedy	5	.668
Tevester Anderson	5	.664
Steve Newton	6	.640
Harlan Hodges	6	.617
Cal Luther	16	.610
Ron Greene	7	.604
John Miller	6	.522

Most 20-Win Seasons

Coach	Total	Seasons	Best
Carlisle Cutchin	4	16	27
Steve Prohm	4	4	31
Matt McMahon	4	7	31
Ron Greene	3	7	23
Steve Newton	3	6	24
Harlan Hodges	2	6	24
Scott Edgar	2	4	23
Mark Gottfried	2	3	29
Tevester Anderson	2	5	27
Mick Cronin	2	3	28
Billy Kennedy	2	4	31

Most 30-Win Seasons

Coach	Total	Best
Steve Prohm	1	31
Billy Kennedy	1	31
Matt McMahon	1	31



McMahon




Prohm



Kennedy



Cronin



Anderson



Gottfried



Edgar



Newton



Greene



Overton




Luther



Alexander



Hodges



Cutchin

HEAD COACH HISTORY

OVC Coach of the Year Winners

Coach	Season	Record
Cal Luther	1963-64	16-9
Cal Luther	1968-69	22-6
Fred Overton	1976-77	17-10
Ron Greene	1979-80	23-8
Ron Greene	1982-83	21-8
Steve Newton	1987-88	22-9
Steve Newton	1989-90	21-9
Scott Edgar	1991-92	17-13
Scott Edgar	1993-94	23-6
Mark Gottfried	1997-98	29-4
Tevester Anderson	1998-99	27-6
Mick Cronin	2005-06	28-6
Billy Kennedy	2009-10	31-5
Billy Kennedy	2010-11	23-9
Steve Prohm	2011-12	31-2
Steve Prohm	2014-15	29-6
Matt McMahon	2021-22	31-3

NCAA Appearances

Coach	Appearances
Cal Luther	1964, 1969
Steve Newton	1988, 1990, 1991
Scott Edgar	1992, 1995
Mark Gottfried	1997, 1998
Tevester Anderson	1999, 2002
Mick Cronin	2004, 2006
Billy Kennedy	2010
Steve Prohm	2012
Matt McMahon	2018, 2019, 2022

Consecutive Post-Season Appearances

Coach	Streak	Appearances	Record
Steve Newton	4	1988 NCAA 1989 NIT 1990 NCAA 1991 NCAA	22-9 19-11 21-9 24-9
Mark Gottfried	3	1996 NIT 1997 NCAA	19-10 20-10
Matt McMahon	2	2018 NCAA 2019 NCAA	26-6 28-5
Steve Prohm	2	2014 CIT 2015 NIT 1998 NCAA	23-11 29-6 29-4
Ron Greene	2	1982 NIT 1983 NIT	20-8 21-8
Scott Edgar	2	1994 NIT 1995 NCAA	23-6 21-9
Billy Kennedy	2	2010 NCAA 2011 NIT	31-5 23-9

OVC Tournament Victories

Coach	Tournaments	Titles	Wins
Tevester Anderson	6	2	10-3
Matt McMahon	7	3	10-4
Scott Edgar	4	2	8-2
Steve Newton	6	3	8-3
Mark Gottfried	3	3	7-1
Harlan Hodges	6	1	7-6
Mick Cronin	3	2	6-1
Cal Luther	3	1	6-5
Billy Kennedy	5	1	5-4
Steve Prohm	4	1	4-3
Ron Greene	6	0	2-6
Rex Alexander	1	0	1-1
Fred Overton	2	0	0-2

MVC Tournament Victories

Coach	Tournaments	Titles	Wins
Steve Prohm	1	0	1

Overall Post Season Records (NCAA & NIT)

Coach	Record	NCAA	NIT
Steve Prohm	8-2	1	1
Ron Greene	2-3	0	2
Matt McMahon	2-3	3	0
Billy Kennedy	1-2	1	1
Steve Newton	1-4	3	1
Mick Cronin	0-2	2	0
Cal Luther	0-2	2	0
Tevester Anderson	0-2	2	0
Scott Edgar	0-3	2	1
Mark Gottfried	0-3	2	1

Undefeated Start To A Season

Coach	Season	Record
Steve Prohm	2011-12	23-0
Carlisle Cutchin	1929-30	16-0
Carlisle Cutchin	1936-37	12-0
Harlan Hodges	1950-51	12-0
Harlan Hodges	1951-52	12-0
Mark Gottfried	1997-98	9-0
Tevester Anderson	1998-99	9-0
Carlilse Cutchin	1937-38	8-0
Mick Cronin	2003-04	8-0

One Loss Start To A Season

Coach	Season	Record
Steve Prohm	2011-12	31-1
Carlisle Cutchin	1935-36	19-1
Carlisle Cutchin	1929-30	12-1
Carlisle Cutchin	1931-32	15-1
Ron Greene	1982-83	14-1
Carlisle Cutchin	1936-37	12-1
Harlan Hodges	1950-51	12-1
Matt McMahon	2021-22	10-1

Best Winning Streaks

Coach	Season	Streak
Steve Prohm	2014-15	25
Steve Prohm	2011-12	23
Matt McMahon	2021-22	21
Billy Kennedy	2009-10	17
Carlisle Cutchin	1935-36	16
Carlisle Cutchin	1931-32	15
Steve Newton	1989-90	14
Ron Greene	1982-83	14
Matt McMahon	2017-18	13
Carlisle Cutchin	1937-38	13
Matt McMahon	2018-19	12
Mark Gottfried	1997-98	12
Harlan Hodges	1950-51	12
John Miller	1942-43	12
Rice Mountjoy	1941-42	12
Carlisle Cutchin	1936-37	12

Recent Assistant Coaches (Including GAs)

Name	Seasons	Years
Cole Christian	1	2021-22
Antwon Jackson	1	2021-22
Jonathan Mattox	1	2021-22
Donte Poole	1	2021-22
Marcus Brown	2	2020-22
Jack Seltsam	2	2020-22
Tim Kaine	7	2015-22
Casey Long	6	2016-22
Ronrico White	4	2019-22
Mike Chapman	5	2018-22
Shane Nichols	6	2015-21
Jack Seltsam	2	2020-22
Chase McAtee	2	2019-21
James Kane	6	2011-17
Jewuan Long	3	2014-17
Blake Wetherington	2	2015-17
William Small	4	2011-15
Matt McMahon	4	2011-15
Brian Sherrer	3	2011-14
Josh Gibson	2	2007-09
Steve Prohm	5	2006-10
Amir Abdur-Rahim	4	2008-11
Isaac Chew	4	2008-11
Nick Matson	1	2010-11
Bret Campbell	1	2009-10
Marcus Smith	2	2008-10
Jamall Walker	3	2007-09
Dusty May	1	2006-07
Chad Dollar	1	2006-07
Darren Savino	2	2004-06
Chris Goggin	3	2003-06
Matt Grady	3	2003-06
Tim Haworth	1	2004-05

CFSB CENTER & HOME COURT HISTORY

CFSB CENTER HISTORY

Building Finished	June 1998
Cost	\$21 Million
Square Feet	188,800
Seating Capacity	8,600
Chair Seats	2,000
Bleacher Seats	6,600
MSU President	Kern Alexander
MSU Director of Athletics	E.W. Dennison

Opening Night	Nov. 14, 1998
Opponent	Southern Illinois
Attendance	7,633
MSU Coach	Tevester Anderson
SIU Coach	Bruce Weber
First MSU Point	Isaac Spencer hit a free throw
First MSU Field Goal	Duane Virgil
First MSU 3PT Field Goal	Rod Murray
Half Score	SIU 29, MSU 43
Final Score	SIU 62, MSU 65
MSU High Scorer	Isaac Spencer 16
MSU High Rebounder	Isaac Spencer 11
MSU High Assists	Aubrey Reese & Spencer 4
Officials	Tom Eades Doug Shows Mark Davis

ATTENDANCE BY YEAR

Year	Games	Record	Attendance	Avg
1998-99	12	12-0	66,694	5,130
1999-00	12	10-2	59,078	4,544
2000-01	12	10-2	58,425	4,494
2001-02	15	11-4	41,061	2,737
2002-03	14	12-2	56,316	4,022
2003-04	16	15-1	67,328	4,208
2004-05	14	10-4	58,945	4,210
2005-06	15	14-1	53,833	3,589
2006-07	13	8-5	41,726	3,210
2007-08	16	14-2	50,962	3,189
2008-09	14	12-2	49,606	3,543
2009-10	15	15-0	55,230	3,682
2010-11	15	13-2	60,927	4,062
2011-12	14	13-1	86,010	6,144
2012-13	14	10-4	76,105	5,436
2013-14	18	17-1	61,695	3,428
2014-15	16	15-1	74,311	4,644
2015-16	14	10-4	45,737	3,267
2016-17	14	10-4	54,920	3,369
2017-18	16	14-2	60,801	4,300
2018-19	16	15-1	87,067	5,442
2019-20	15	15-0	73,298	4,887
*2020-21	13	9-4	16,179	1,245
2021-22	15	15-0	65,072	4,338
2022-23	13	11-2	67,836	5,218
TOTALS	364	313-51	1,478,698	4,062

** Covid-19 shortened season*

TOP ATTENDED GAME PER SEASON

Date	Total	Opponent	W/L	Score
02-11-1999	8,602	SE Missouri	Won	62-52
02-19-2000	7,199	Morehead St.	Won	80-65
02-22-2001	7,076	Tenn. Tech	Lost	71-94
02-23-2002	4,167	Morehead	Lost	60-66
12-07-2002	7,288	Western Ky.	Won	83-72
12-17-2003	6,422	S. Illinois	Won	68-64
12-04-2004	6,612	Western Ky.	Lost	72-82
01-30-2006	6,089	Samford	Won	59-38
02-10-2007	5,389	Morehead St.	Won	74-62
01-26-2008	5,898	SE Missouri	Won	86-85
11-22-2008	7,038	Western Ky.	Won	89-61
02-06-2010	6,017	Austin Peay	Won	65-63
02-24-2011	6,096	Morehead St.	Won	70-62
02-18-2012	8,825	St. Mary's	Won	65-51
03-02-2013	7,489	SE Missouri	Lost	68-84
02-22-2014	5,856	Morehead St.	Won	69-58
01-30-2015	6,302	UT Martin	Won	65-62
02-27-2016	5,412	UT Martin	Won	79-55
02-02-2017	6,041	Belmont	Lost	69-81
02-17-2018	6,495	Tenn. Tech	Won	73-65
03-02-2019	9,012	Austin Peay	Won	94-83
02-29-2020	8,229	Austin Peay	Won	75-61
	*1,290	7 times	COVID	

02-24-2022	8,041	Belmont	Won	76-43
01-28-2023	6,712	Missouri State	Won	74-71

** Covid-19 shortened season - 1,290 was max capacity for the CFSB Center in 2020-21 season*

TOP ATTENDED GAMES

Date	Total	Opponent	W/L	Score
03-02-2019	9,012	Austin Peay	Won	94-83
01-24-2019	8,969	Belmont	Lost	66-79
02-18-2012	8,825	St. Mary's	Won	65-51
02-11-1999	8,602	SE Missouri	Won	62-52
02-29-2020	8,229	Austin Peay	Won	75-61
02-24-2022	8,041	Belmont	Won	76-43
02-09-2019	8,007	SIUE	Won	86-55
02-23-2019	7,762	SE Missouri	Won	103-67
11-14-1998	7,633	Southern Ill.	Won	65-62
02-01-2020	7,512	SIUE	Won	74-55
03-02-2013	7,489	SE Missouri	Lost	68-84
12-07-2002	7,288	Western Ky.	Won	83-72
02-19-2000	7,199	Morehead St.	Won	80-65
02-22-2001	7,076	Tenn. Tech	Lost	71-94
01-26-2019	7,059	Tenn. State	Won	100-62
11-22-2008	7,038	Western Ky.	Won	89-61
01-28-2023	6,712	Missouri St.	Won	74-71
12-04-2004	6,612	Western Ky.	Lost	72-82
01-05-2019	6,552	Eastern Ky.	Won	97-85
02-17-2018	6,495	Tenn. Tech	Won	73-65
12-19-2017	6,478	Auburn	Lost	77-81
12-17-2003	6,422	S. Illinois	Won	68-64
01-30-2015	6,302	UT Martin	Won	65-62
02-17-2022	6,217	Austin Peay	Won	91-56
02-24-2011	6,096	Morehead St.	Won	70-62
01-30-2006	6,089	Samford	Won	59-38
02-02-2017	6,041	Belmont	Lost	69-81
02-06-2010	6,017	Austin Peay	Won	65-63

SCORING BY YEAR

Year	Games	MSU	Avg	Opp	Avg
1998-99	13	1,217	81.1	973	64.9
1999-00	13	1,108	85.2	937	72.1
2000-01	13	1,081	83.2	974	74.9
2001-02	15	1,249	83.3	1,012	67.5
2002-03	14	1,142	81.6	934	66.7
2003-04	16	1,364	85.2	1,065	66.6
2004-05	14	1,029	73.5	901	64.4
2005-06	15	1,005	71.8	792	56.6
2006-07	13	876	67.4	759	58.4
2007-08	16	1,234	77.1	1,048	65.5
2008-09	14	1,110	72.1	840	60.0
2009-10	15	1,225	81.7	884	58.9
2010-11	15	1,067	71.7	848	<u>56.5</u>
2011-12	14	1,064	76.0	<u>827</u>	59.0
2012-13	14	1,019	72.8	897	64.1
2013-14	18	1,445	77.9	1,204	71.9
2014-15	16	1,345	84.1	1,036	64.8
2015-16	14	1,068	76.3	910	65.0
2016-17	14	1,180	84.3	1,042	74.4
2017-18	16	1,348	84.2	1,063	66.4
2018-19	16	<u>1,442</u>	<u>87.2</u>	1,063	67.2
2019-20	15	1,215	80.5	878	58.5
2020-21	13	1,092	84.0	845	65.0
2021-22	15	1,323	88.2	927	61.8
2022-23	13	957	73.6	882	67.8
TOTALS	364	29,205	80.2	23,541	64.6

BEST HOME WINNING PERCENTAGES

Year	Record	Coach
2011-12	13-1	Steve Prohm
2012-13	10-4	Steve Prohm
2013-14	17-1	Steve Prohm
2014-15	15-1	Steve Prohm
2022-23	11-2	Steve Prohm
Total	66-9	.880
2003-04	15-1	Mick Cronin
2004-05	10-4	Mick Cronin
2005-06	14-1	Mick Cronin
Total	39-6	.866

2006-07	8-5	Billy Kennedy
2007-08	14-2	Billy Kennedy
2008-09	12-2	Billy Kennedy
2009-10	15-0	Billy Kennedy
2010-11	13-2	Billy Kennedy
Total	62-11	.849

1998-99	12-0	Tevester Anderson
1999-00	10-2	Tevester Anderson
2000-01	10-2	Tevester Anderson
2001-02	11-4	Tevester Anderson
2002-03	12-2	Tevester Anderson
Total	55-10	.846

Year	Record	Coach
2015-16	10-4	Matt McMahon
2016-17	10-4	Matt McMahon
2017-18	14-2	Matt McMahon
2018-19	15-1	Matt McMahon
2019-20	15-0	Matt McMahon
2020-21	9-4	Matt McMahon
2021-22	15-0	Matt McMahon
Total	88-15	.854

LONGEST HOME WIN STREAKS

Start/End	Date	Opponent	Streak
Start	01-06-1998	Belmont	
End	01-15-2000	SE Missouri	47
Coach Mark Gottfried & Tevester Anderson			
Start	02-15-1935	Middle Tenn.	
End	01-06-1939	Transylvania	32
Coach Carlisle Cutchin			
Start	11-30-1968	TX Arlington	
End	02-28-1970	Western Ky.	27
Coach Cal Luther			

Start	01-26-2019	Tenn. State	
End	01-02-2021	Morehead State	25
Coach Matt McMahon			
Start	02-23-2009	UT Martin	
End	01-08-2011	Austin Peay	25
Coach Billy Kennedy			
Start	12-17-1930	Oakland City	
End	01-20-1933	Western Ky.	23
Coach Carlisle Cutchin			
Start	02-20-21	SIUE	
End	12-29-2022	Southern Illinois	20
Coach Matt McMahon & Steve Prohm			
Start	02-25-1985	Morehead St.	
End	01-10-1987	Middle Tenn.	19
Coach Ron Greene & Steve Newton			
Start	12-15-1941	SW Kansas	
End	12-11-1943	SE Missouri	19
Coach Harlan Hodges			

CFSB CENTER & HOME COURT HISTORY

MSU All-TIME HOME RECORDS

Location	Years	Seasons	Record	Pct.
Wilson Hall	1925-26	2	15-7	.673
Lovett Auditorium	1927-37	10	84-15	.849
Carr Health Bld	1937-55	17	141-38	.811
Racer Arena	1954-98	44	503-135	.788
CFSB Center	1998-22	25	313-51	.859
TOTAL		98	1,056-246	.811

Season	Home	OVC	Total	Coach	Location
1925-26	8-3	----	9-5	Cutchin	Wilson Hall
1926-27	7-4	----	11-9	Cutchin	Wilson Hall
1927-28	5-4	----	8-9	Cutchin	Lovett Aud.
1928-29	9-5	----	12-8	Cutchin	Lovett Aud.
1929-30	10-0	----	19-2	Cutchin	Lovett Aud.
1930-31	9-2	----	12-6	Cutchin	Lovett Aud.
1931-32	10-0	----	17-3	Cutchin	Lovett Aud.
1932-33	8-1	----	14-6	Cutchin	Lovett Aud.
1933-34	5-2	----	11-6	Cutchin	Lovett Aud.
1934-35	10-1	----	18-6	Cutchin	Lovett Aud.
1935-36	9-0	----	23-2	Cutchin	Lovett Aud.
1936-37	9-0	----	22-3	Cutchin	Lovett Aud.
1937-38	11-0	----	27-4	Cutchin	Carr Health
1938-39	7-2	----	13-8	Cutchin	Carr Health
1939-40	8-3	----	14-9	Cutchin	Carr Health
1940-41	9-2	----	26-5	Cutchin	Carr Health
1941-42	8-1	----	18-4	Mountjoy	Carr Health
1942-43	11-0	----	21-5	Miller	Carr Health
1943-44	4-3	----	5-9	Miller	Carr Health
1944-45	6-4	----	12-10	Miller	Carr Health
1945-46	6-4	----	10-13	Miller	Carr Health
1946-47	7-3	----	14-11	Miller	Carr Health
1947-48	6-4	----	12-12	Miller	Carr Health
1948-49	8-3	3-3	13-12	Hodges	Carr Health
1949-50	10-2	4-1	18-13	Hodges	Carr Health
1950-51	10-1	4-1	21-6	Hodges	Carr Health
1951-52	10-1	6-1	24-10	Hodges	Carr Health
1952-53	9-2	3-1	18-9	Hodges	Carr Health
1953-54	9-2	4-1	15-16	Hodges	Carr Health
*1954-55	2-0	0-0	11-15	Hodges	Carr Health
*1954-55	6-4	3-1		Hodges	Racer Arena
1955-56	9-2	4-0	15-10	Alexander	Racer Arena
1956-57	8-4	3-2	11-13	Alexander	Racer Arena
1957-58	6-5	1-4	8-16	Alexander	Racer Arena
1958-59	7-5	2-4	10-15	Luther	Racer Arena
1959-60	10-4	5-0	12-11	Luther	Racer Arena
1960-61	11-2	7-1	13-10	Luther	Racer Arena
1961-62	9-5	3-3	13-12	Luther	Racer Arena
1962-63	11-3	4-2	13-9	Luther	Racer Arena
1963-64	11-3	6-1	16-9	Luther	Racer Arena
1964-65	12-0	8-0	19-7	Luther	Racer Arena
1965-66	8-4	4-2	13-12	Luther	Racer Arena
1966-67	11-2	5-2	14-9	Luther	Racer Arena
1967-68	9-1	6-1	16-8	Luther	Racer Arena
1968-69	15-0	7-0	22-6	Luther	Racer Arena
1969-70	12-1	6-1	17-9	Luther	Racer Arena
1970-71	13-1	5-1	19-5	Luther	Racer Arena
1971-72	12-3	5-2	15-11	Luther	Racer Arena
1972-73	13-1	6-1	17-8	Luther	Racer Arena
1973-74	9-5	3-4	12-13	Luther	Racer Arena
1974-75	6-8	2-5	10-15	Luther	Racer Arena
1975-76	8-7	3-3	9-17	Overton	Racer Arena
1976-77	11-3	5-2	17-10	Overton	Racer Arena
1977-78	5-8	1-4	8-17	Overton	Racer Arena
1978-79	3-10	1-5	4-22	Greene	Racer Arena
1979-80	13-1	5-1	23-8	Greene	Racer Arena
1980-81	11-0	7-0	17-10	Greene	Racer Arena
1981-82	11-2	8-1	20-8	Greene	Racer Arena
1982-83	12-4	8-3	21-8	Greene	Racer Arena
1983-84	13-1	6-1	15-13	Greene	Racer Arena
1984-85	13-2	6-1	19-9	Greene	Racer Arena
1985-86	14-0	8-0	17-12	Newton	Racer Arena
1986-87	8-5	3-4	13-15	Newton	Racer Arena

Season	Home	OVC	Total	Coach	Location	OVC
1987-88	12-2	8-1	22-9	Newton	Racer Arena	OVC
1988-89	12-2	6-1	19-11	Newton	Racer Arena	OVC
1989-90	9-4	7-1	21-9	Newton	Racer Arena	OVC
1990-91	11-2	7-1	24-9	Newton	Racer Arena	OVC
1991-92	8-4	7-1	17-13	Edgar	Racer Arena	OVC
1992-93	9-2	7-1	18-12	Edgar	Racer Arena	OVC
1993-94	14-1	8-0	23-6	Edgar	Racer Arena	OVC
1994-95	11-2	7-2	21-9	Edgar	Racer Arena	OVC
1995-96	10-3	5-3	19-10	Gottfried	Racer Arena	OVC
1996-97	14-0	10-0	20-10	Gottfried	Racer Arena	OVC
1997-98	16-0	8-0	29-4	Gottfried	Racer Arena	OVC
1998-99	12-0	9-0	27-6	Anderson	RSEC	OVC
1999-00	10-2	7-2	23-9	Anderson	RSEC	OVC
2000-01	10-2	7-1	17-12	Anderson	RSEC	OVC
2001-02	11-4	6-2	19-13	Anderson	RSEC	OVC
2002-03	12-2	6-2	17-12	Anderson	RSEC	OVC
2003-04	15-1	7-1	28-6	Cronin	RSEC	OVC
2004-05	10-4	6-2	17-11	Cronin	RSEC	OVC
2005-06	14-1	9-0	24-7	Cronin	RSEC	OVC
2006-07	8-5	6-4	16-14	Kennedy	RSEC	OVC
2007-08	14-2	9-1	18-13	Kennedy	RSEC	OVC
2008-09	12-2	8-1	19-12	Kennedy	RSEC	OVC
2009-10	15-0	9-0	31-5	Kennedy	RSEC	OVC
2010-11	13-2	7-2	23-9	Kennedy	CFSB Center	OVC
2011-12	13-1	7-1	31-2	Prohm	CFSB Center	OVC
2012-13	10-4	5-3	21-10	Prohm	CFSB Center	OVC
2013-14	17-1	8-0	23-11	Prohm	CFSB Center	OVC
2014-15	15-1	8-0	29-6	Prohm	CFSB Center	OVC
2015-16	10-4	6-2	17-14	McMahon	CFSB Center	OVC
2016-17	10-4	5-3	16-17	McMahon	CFSB Center	OVC
2017-18	14-2	9-0	26-6	McMahon	CFSB Center	OVC
2018-19	15-1	8-1	28-5	McMahon	CFSB Center	OVC
2019-20	15-0	9-0	23-9	McMahon	CFSB Center	OVC
2020-21	9-4	6-4	13-13	McMahon	CFSB Center	OVC
2021-22	15-0	9-0	31-3	McMahon	CFSB Center	OVC
2022-23	11-2	8-2	17-15	Prohm	CFSB Center	MVC

* The first two home games of the 1954-55 season were played in Carr Health building. MSU played its first game in Racer Arena (Dec. 11, 1954) and defeated Middle Tennessee 104-80. Howie Crittenden tied Bennie Purcell's MSU single-game record with 41 points.



Racer Arena




Carr Health Building

MURRAY STATE'S 47-GAME HOME WINNING STREAK

47-GAME HOME WIN STREAK NOTES

- o The streak four seasons and feature undefeated home seasons for the 1996-97, 1997-98 and 1998-99 seasons.
- o Coach Mark Gottfried coached the Racers as they closed out Racer Arena and Tevester Anderson was the new coach in 1998 when the CFSSB Center was opened.
- o The streak was split between the closing of Racer Arena and the opening of the CFSSB Center.
- o MSU won their final 30 games in Racer Arena and opened the CFSSB Center by winning 17 in a row.
- o 1,149 days passed from the time the streak started to the day it ended, or three years, one month and 24 days.
- o MSU's streak was the longest in the nation when it ended.
- o During the streak, the Racers opened with Belmont, who was NCAA D-II at the time.
- o MSU was 28-0 in OVC games during the streak.
- o MSU was 19-0 against non-conference teams in the streak.
- o The only overtime game was a double OT winner vs EIU.
- o Marcus Brown set the MSU single-game scoring record during the streak with 45 points (Dec. 13, 1997) against Washington (MO).



MSU Archives

Aubrey Reese

#	#	Date	Opponent	W/L	Score	M	Venue
1	1	11-23-1996	@Belmont	W	84-45	39	Racer Arena
2	2	11-26-1996	IUPUI	W	85-75	10	Racer Arena
3	3	12-05-1996	Alcorn State	W	107-86	21	Racer Arena
4	4	12-07-1996	Campbellsville	W	110-80	30	Racer Arena
5	5	01-11-1997	*Austin Peay	W	85-78	7	Racer Arena
6	6	01-13-1997	*Tenn. State	W	87-75	12	Racer Arena
7	7	01-23-1997	*SE Missouri	W	77-75	2	Racer Arena
8	8	01-25-1997	*Middle Tenn.	W	78-72	6	Racer Arena
9	9	01-27-1997	*Tenn. Tech	W	85-78	7	Racer Arena
10	10	02-01-1997	*UT Martin	W	88-69	19	Racer Arena
11	11	02-15-1997	*Morehead State	W	82-65	17	Racer Arena
12	12	02-17-1997	*Eastern Ky	W	83-57	26	Racer Arena
13	13	02-20-1997	*Eastern Illinois	W	106-72	34	Racer Arena
14	14	02-25-1997	##*Tenn. State	W	76-63	13	Racer Arena
15	15	11-24-1997	@Belmont	W	79-59	20	Racer Arena
16	16	11-28-1997	1Western Illinois	W	106-67	39	Racer Arena
17	17	11-29-1997	1Idaho State	W	111-64	47	Racer Arena
18	18	12-04-1997	*Eastern Ky,	W	64-57	7	Racer Arena
19	10	12-06-1997	*Morehead State	W	91-69	22	Racer Arena
20	20	12-13-1997	Washington (Mo.)	W	98-66	32	Racer Arena
21	21	12-18-1997	Campbellsville	W	112-70	42	Racer Arena
22	22	01-08-1998	Indiana SE	W	115-63	52	Racer Arena
23	23	01-15-1998	*Eastern Illinois	W	88-77	11	Racer Arena
24	24	01-17-1998	*SE Missouri	W	101-66	35	Racer Arena
25	25	01-29-1998	*Middle Tenn.	W	78-75	3	Racer Arena
26	26	01-31-1998	*Tenn. Tech	W	109-70	39	Racer Arena
27	27	02-07-1998	*UT Martin	W	94-66	28	Racer Arena
28	28	02-19-1998	*Austin Peay	W	86-78	8	Racer Arena
29	29	02-21-1998	\$*Tennessee State	W	81-76	5	Racer Arena
30	30	02-24-1998	#!Tenn. Tech	W	84-63	21	Racer Arena
1	31	11-14-1998	1Southern Illinois	W	65-62	3	RSEC
2	32	12-08-1998	Hanover	W	69-58	11	RSEC
3	33	12-19-1998	Western Ky.	W	69-58	11	RSEC
4	34	01-02-1999	*Tenn. Tech	W	75-53	22	RSEC
5	35	01-04-1999	*Middle Tenn.	W	84-74	10	RSEC
6	36	01-09-1999	*UT Martin	W	87-58	29	RSEC
7	37	01-12-1999	*Morehead State	W	86-82	4	RSEC
8	38	01-21-1999	*Tennessee State	W	81-71	10	RSEC
9	39	01-23-1999	*Austin Peay	W	89-58	31	RSEC
10	40	02-02-1999	*Eastern Ky.	W	81-66	15	RSEC
11	41	02-11-1999	*SE Missouri	W	62-52	10	RSEC
12	42	02-13-1999	*Eastern Illinois	W	94-89	5	RSEC
13	43	02-23-1999	!Tenn. Tech	W	96-61	35	RSEC
14	44	11-20-1999	Colorado Springs	W	90-63	27	RSEC
15	45	12-04-1999	Detroit	W	77-68	9	RSEC
16	46	12-11-1999	Alabama State	W	113-95	18	RSEC
17	47	01-13-2000	Eastern Illinois	W	83-69	14	RSEC
		01-15-2000	^*SE Missouri	L	84-78	-6	RSEC

@Home Season Opener

#Final Home Regular Season

1MSU Thanksgiving Tournament

!OVC Tournament Quarterfinals

\$Final Regular Season Game at Racer Arena

1First Game at RSEC & Home Opener

^45-Game Home Win Streak Stopped

CFSB CENTER RECORDS

ALL-TIME OPPONENTS AT CFSB CENTER

	MSU Wins	MSU Losses
Alabama A&M	3	0
Alabama State	1	0
Alcorn State	1	0
Anderson	1	0
Arkansas State	2	0
Arkansas Tech	1	0
Auburn	0	1
Austin Peay	19	4
Avila	1	0
Belhaven	1	0
Bellarmine	1	0
Belmont	5	3
Bethel	6	0
Bradley	1	0
Brescia	7	0
Campbellsville	2	0
Chattanooga	3	0
Chicago State	2	0
Colorado-C. Springs	3	0
Cumberland (TN)	2	0
Dayton	1	0
Delaware State	1	0
Detroit	1	0
Drake	0	1
Eastern Illinois	22	4
Eastern Kentucky	17	3
East Tennessee	1	0
Evansville	4	1
Florida A&M	1	0
Gardner-Webb	1	1
Greenville	1	0
Hanover	1	0
Harris-Stowe	3	0
Houston	0	1
Illinois-Chicago	2	0
Illinois State	4	0
Indiana-South Bend	1	0
Indiana State	2	1
Jackson State	1	0
Jacksonville State	11	1
Houston	0	1
Kennesaw State	1	0
Lindsey Wilson	1	0
Lipscomb	2	0
Louisiana Tech	0	1
Lyon	1	0
Marist	1	0
Middle Tennessee	5	3
Missouri-St. Louis	1	0
Missouri State	2	0
Morehead State	16	3
Morgan State	1	0
Old Dominion	1	0
Omaha	1	0
Pacific	1	0
Prairie View A&M	1	0
Reinhardt	1	0
Rice	1	0
Rider	1	0
Saint Catherine	1	0
Saint Mary's (CA)	1	0
Samford	2	3
SIUE	14	0
South Alabama	0	1
South Dakota State	1	0
Southeast Missouri	19	6
Southern Illinois	5	4
Southern Miss	1	0
Southern	1	0
Spalding	1	0
Tennessee State	23	2
Tennessee Tech	16	3
Tennessee Temple	1	0
Tennessee Wesleyan	2	0
Texas A&M-CC	1	0

Texas-El Paso	1	0
Texas-San Antonio	1	0
Towson	1	0
Transylvania	1	0
UAB	1	0
UT Martin	24	1
Valparaiso	1	1
Wagner	1	0
West Florida	3	0
Western Kentucky	7	1
Wright State	1	1
Yale	1	0

HIGH SCORING GAMES

Pts	Name	Opponent	Year
42	Isaac Spencer	Tennessee State	2001
37	Justin Burdine	Eastern Kentucky	2002
37	James Singleton	Eastern Illinois	2002
37	Justin Burdine	Eastern Kentucky	2002
37	James Singleton	Eastern Illinois	2002
36	Jonathan Stark	SE Missouri	2018
35	Cuthbert Victor	Chicago State	2003
35	Isaac Spencer	Alabama State	1999
35	Cuthbert Victor	Chicago State	2003
35	Isaac Spencer	Alabama State	1999
34	Ja Morant	Eastern Kentucky	2019
33	KJ Williams	UT Martin	2022
33	Tevin Brown	Chattanooga	2021
33	Jeffery Moss	UT Martin	2016
33	Shawn Witherspoon	Morehead State	2005
33	Justin Burdine	SE Missouri	2002
33	Justin Burdine	West Florida	2001
33	Shawn Witherspoon	Morehead State	2005
	Isaac Spencer	Tennessee State	2001
32	KJ Williams	Cumberland (TN)	2021
32	Isaiah Canaan	SE Missouri	2012
31	Jeffery Moss	Tennessee Tech	2014
31	Isaiah Canaan	UT Martin	2013
31	Isaiah Canaan	Tennessee State	2012
31	Chris Shumate	West Florida	2002
30	KJ Williams	Belmont	2022
30	Ja Morant	UT Martin	2019
30	Terrell Miller	UT Martin	2017
30	Isaiah Canaan	Old Dominion	2012
30	Isaac Spencer	Eastern Kentucky	2001
30	Isaac Spencer	Colorado Springs	2000
29	Tevin Brown	SIUE	2021
29	Ja Morant	Missouri State	2019
29	Justin Burdine	Tenn. Tech	2002
29	Justin Burdine	Southern Illinois	2001
29	Isaac Spencer	Eastern Illinois	2001
29	Aubrey Reese	SE Missouri	2000
29	Aubrey Reese	Eastern Illinois	2000
28	Byron Hawkins	Brescia	2017
28	Donte Poole	Tenn. Tech	2012
28	Trey Pearson	SIUE	2005
28	Isaac Spencer	Detroit Mercy	1999
27	Ja Morant	Austin Peay	2019
27	Jonathan Stark	Austin Peay	2018
27	Jonathan Stark	SIUE	2018
27	Jonathan Stark	Southern Illinois	2017
27	Jonathan Stark	SIUE	2017
27	Jonathan Stark	Detroit Mercy	2016
27	Jeffery Moss	Austin Peay	2016
27	Cameron Payne	UT Martin	2014
26	Justice Hill	SE Missouri	2022
26	Ja Morant	Wright State	2018
26	Jonathan Stark	Belmont	2017
26	Jonathan Stark	Tennessee State	2017
26	Isaiah Canaan	Belmont	2013
26	Bruce Carter	Austin Peay	2008
26	Tyler Holloway	Arkansas State	2007
26	Trey Pearson	Western Kentucky	2004
26	Cuthbert Victor	Morehead State	2004

26	Rick Jones	Tennessee State	2004
25	KJ Williams	Tennessee State	2021
25	Tevin Brown	UT Martin	2021
25	Ja Morant	Prairie View	2018
25	Jarvis Williams	UTEP	2015
25	Jarvis Williams	Bethel	2013
25	Cuthbert Victor	Tennessee State	2003
25	Rod Murray	Eastern Illinois	1999
25	Aubrey Reese	Middle Tenn.	1999
25	Isaac Spencer	Morehead State	1999
25	Issian Redding	Eastern Kentucky	2005
25	B.J. Jenkins	Morehead State	2011

HIGH REBOUND GAMES

Reb	Name	Opponent	Year
18	Jarvis Williams	SE Missouri	2014
18	James Singleton	Eastern Illinois	2002
18	James Singleton	Eastern Illinois	2003
17	Andi Hornig	Eastern Kentucky	2001
17	James Singleton	Morehead State	2003
17	Cuthbert Victor	Morehead State	2004
16	KJ Williams	UT Martin	2021
16	KJ Williams	Belmont	2021
16	Jarvis Williams	Evansville	2013
16	Isaac Spencer	SE Missouri	2000
16	Ray Cunningham	Tennessee State	2000
16	Cuthbert Victor	Eastern Kentucky	2002
15	KJ Williams	UT Martin	2022
15	DJ Burns	Middle Tennessee	2021
15	Anthony Smith	Belmont	2020
15	KJ Williams	SIUE	2020
15	Terrell Miller	Auburn	2017
15	Jarvis Williams	Tennessee Tech	2014
15	Jarvis Williams	UT Martin	2014
15	Ed Daniel	Old Dominion	2012
15	Shawn Witherspoon	Rice	2005
15	Cuthbert Victor	Eastern Kentucky	2004
15	Cuthbert Victor	Southern Illinois	2003
15	James Singleton	Gardner-Webb	2002
15	Isaac Spencer	Tennessee State	2001
15	Isaac Spencer	Colorado Springs	1999
15	Cuthbert Victor	SE Missouri	2004

HIGH ASSIST GAMES

Ast	Name	Opponent	Year
14	Ja Morant	Jackson State	2018
14	Ja Morant	Eastern Illinois	2017
13	Ja Morant	Austin Peay	2019
13	Ja Morant	Morehead State	2019
13	Ja Morant	Bethel (TN)	2018
12	Trae Hannibal	Eastern Illinois	2022
12	Ja Morant	Southeast Missouri	2019
12	Ja Morant	Missouri State	2018
12	Aubrey Reese	Alabama State	1999
11	JaCobi Wood	Valparaiso	2023
11	Justice Hill	Greenville	2020
11	Ja Morant	Eastern Illinois	2019
11	Ja Morant	Wright State	2018
11	Ja Morant	Brescia	2017
11	Adam Chiles	Southern Miss.	2003
11	Isacc Miles	UT Martin	2009
10	Ja Morant	Eastern Kentucky	2019
10	Ja Morant	Evansville	2019
10	Ja Morant	Austin Peay	2018
10	Ja Morant	Auburn	2017
10	Bryce Jones	Austin Peay	2017
10	Jonathan Stark	UT Martin	2017
10	Cameron Payne	UTEP	2015
10	Chris Shumate	SIU-Edwardsville	2002
10	Aubrey Reese	Tennessee State	2000
10	Kevin Thomas	Austin Peay	2008
10	B.J. Jenkins	Western Kentucky	2010

CFSB CENTER RECORDS

HIGH BLOCKED SHOTS GAME

Blk Name	Opponent	Team
8	Pearson Griffith	UT Martin
7	Tony Easley	SE Missouri
7	Cuthbert Victor	UT Martin
6	Jarvis Williams	SIUE
6	Ed Daniel	Tennessee State
6	Tony Easley	Tennessee State
6	Pearson Griffith	Morehead State
6	Cuthbert Victor	Texas A&M CC
6	Cuthbert Victor	Eastern Kentucky
6	James Singleton	UAB
6	James Singleton	Eastern Kentucky

HIGH STEALS GAME

Stl Name	Opponent	Year
7	Isaiah Canaan	SIUE
6	Shaq Buchanan	Eastern Kentucky
6	Cameron Payne	Eastern Kentucky
6	Cameron Payne	Brescia
6	Danero Thomas	UT Martin
6	Trey Pearson	Eastern Illinois
6	Trey Pearson	Missouri
6	Chris Shumate	Eastern Kentucky
6	Adam Chiles	SIU-Edwardsville

MSU TEAM HIGH SCORE

MSU	Score	W/L	Opponent	Year
173	173-95	Won	Greenville	2020
118	118-48	Won	Tenn. Wesleyan	2021
118	118-61	Won	Brescia	2017
114	114-48	Won	Brescia	2019
114	114-100	Won	Tenn. State	2001
113	113-95	Won	Alabama State	1999
110	110-82	Won	Bethel (TN)	2018
109	109-77	Won	Cumberland (TN)	2021
109	109-44	Won	Colorado Springs	2001
108	108-49	Won	Tenn. Wesleyan	2009
106	106-81	Won	SE Missouri	2022
106	106-36	Won	Spalding	2018
105	105-55	Won	Harris-Stowe	2015
103	103-67	Won	SE Missouri	2019
103	103-65	Won	Bethel (TN)	2016
103	103-56	Won	Eastern Illinois	2002
103	103-72	Won	Tennessee State	2001
103	103-76	Won	Gardner-Webb	2000
102	102-58	Won	Austin Peay	2017
100	100-62	Won	Tenn. State	2019
100	100-63	Won	Marist	2017

OPPONENT TEAM HIGH SCORE

Opp	Score	W/L	Opponent	Year
100	114-100	Won	Tenn. State	2001
96	85-96	Lost	SE Missouri	2007
95	173-95	Won	Greenville	2020
95	113-95	Won	Alabama State	1999
94	71-94	Lost	Tenn. Tech	2001
92	68-92	Lost	Drake	2023
89 2OT	94-89	Won	Eastern Illinois	1999
88	73-88	Lost	Southern Illinois	2015
88	92-88	Won	Tenn. State	2008
88	86-88	Lost	Eastern Illinois	2002
87	93-87	Won	Middle Tenn.	2021
86	94-86	Won	UT Martin	2017
85	82-85	Lost	Jacksonville State	2021
85	97-85	Won	Eastern Ky.	2019
85 OT	81-85	Lost	Evansville	2015
85	95-85	Won	Jacksonville State	2008
84	68-84	Lost	SE Missouri	2013
84	89-84	Won	Jacksonville State	2004
84	78-84	Lost	SE Missouri	2000
83	94-83	Won	Austin Peay	2019
83	99-83	Won	Brescia	2016

83	76-83	Lost	Morehead State	2003
82	110-82	Won	Bethel (TN)	2018
82	65-82	Lost	Eastern Illinois	2017
82	72-82	Lost	Western Ky.	2004
82	76-82	Lost	South Alabama	2000
82	86-82	Won	Morehead State	1999

MSU LARGEST WINNING MARGIN

Margin	W/L	Score	Opponent	Year
+78	Won	173-95	Greenville	2020
+70	Won	118-48	Tenn. Wesleyan	2021
+70	Won	106-36	Spalding	2018
+66	Won	114-48	Brescia	2019
+65	Won	109-44	Colorado Springs	2004
+59	Won	108-49	Tenn. Wesleyan	2009
+57	Won	118-61	Brescia	2017
+52	Won	92-40	Morehead State	2005
+50	Won	105-55	Harris-Stowe	2015
+47	Won	103-56	Eastern Illinois	2005
+46	Won	85-39	Indiana State	2002
+45	Won	88-43	Brescia	2012
+44	Won	102-58	Austin Peay	2017
+42	Won	83-41	Tennessee Temple	2011
+42	Won	94-52	Bethel	2010
+40	Won	91-51	Eastern Illinois	2022
+40	Won	94-54	Southern Miss	2006

MSU LARGEST LOSING MARGIN

Margin	W/L	Score	Opponent	Year
-24	68-92	Lost	Drake	2023
-23	71-94	Lost	Tenn. Tech	2001
-18	62-80	Lost	Middle Tenn.	2013
-17	65-82	Lost	Eastern Illinois	2017
-17	62-79	Lost	Indiana State	2008
-16	68-84	Lost	SE Missouri	2013
-15	62-77	Lost	Wright State	2016
-15	73-88	Lost	Southern Illinois	2015
-14	66-80	Lost	Gardner-Webb	2002
-13	66-79	Lost	Belmont	2019
-12	69-81	Lost	Belmont	2017
-12	65-77	Lost	Eastern Ky.	2013
-11	44-55	Lost	Samford	2006
-11	85-96	Lost	SE Missouri	2007
-10	60-70	Lost	Samford	2007
-10	72-82	Lost	Western Ky.	2004

LARGEST COMBINED SCORE

Total	Score	Score	Opponent	Year
268	Won	173-95	Greenville	2020
#214	Won	114-100	Tennessee State	2001
208	Won	113-95	Alabama State	1999
192	Won	110-82	Bethel	2019
187	Won	106-81	SE Missouri	2021
186	Won	109-77	Cumberland (TN)	2021
^183	Won	94-89	Eastern Illinois	1999
182	Won	97-85	Eastern Kentucky	2019
182	Won	99-83	Brescia	2016
181	Lost	96-85	SE Missouri	2007
180	Won	93-87	Middle Tennessee	2021
180	Won	92-88	Tennessee State	2008
180	Won	95-85	Jacksonville State	2008
180	Won	94-86	UT Martin	2017
180	Won	100-80	Chicago State	2003
179	Won	118-61	Brescia	2017
179	Won	103-76	Gardner-Webb	2000
179	Won	100-79	Tennessee State	2003
176	Won	101-75	Brescia	2015
175	Won	92-83	Tennessee State	2017
175	Won	103-72	Tennessee State	2001
174	Won	93-81	Western Kentucky	2014

#-OVC Tournament Quarterfinal Game

^ - Double OT

OPPONENT HIGH SCORING GAMES

Pts Name	Opponent	Year
36	Malachi Smith	Chattanooga
36	Nick Mayo	Eastern Kentucky
35	Ben Sheppard	Belmont
35	Tony Weeden	Chicago State
34	Henry Domercant	Eastern Illinois
33	Parker Stewart	UT Martin
33	Leigh Gayden	Tennessee Tech
32	Johni Broome	Morehead State
32	D.J. Balentine	Evansville
31	Nick King	Middle Tennessee
31	Kevin Murphy	Tennessee Tech
31	Henry Domercant	Eastern Illinois
31	Chez Marks	Morehead State
30	Cameron Crisp	Tennessee Tech
30	Byron Benton	UT Martin
29	Josh Jefferson	Middle Tennessee
29	Chris Horton	Austin Peay
29	Nick Stapleton	Austin Peay
28	Desmar Jackson	Southern Illinois
28	Bruce Price	Tennessee State
28	Ricky Minard	Morehead State
28	Kyle Hill	Eastern Illinois
28	Larrie Smith	Tennessee Tech
28	Kyle Hill	Eastern Illinois
27	Jordyn Adams	Austin Peay
27	Mark Alstork	Wright State
27	Marland Smith	SE Missouri
27	Victor Garcia	St. Catharine
27	Maurice Hampton	Austin Peay
27	Craig Lewis	Eastern Illinois

ALL-MISSOURI VALLEY CONFERENCE

2022-23 was MSU's First Season in the MVC

MVC PLAYER OF THE YEAR
Name Season

ALL-MVC TEAM
Name Season
 Rob Perry 2022-23

MVC FRESHMAN OF THE YEAR
Name Season

MVC FRESHMAN TEAM
Name Season

MVC NEWCOMER OF THE YEAR
Name Season

MVC NEWCOMER TEAM
Name Season
 Rob Perry 2022-23

MVC DEFENSIVE PLAYER OF THE YEAR
Name Season

MVC DEFENSIVE TEAM
Name Season

MVC 6TH MAN OF THE YEAR
Name Season

MVC ALL-BENCH TEAM
Name Season

MVC MOST IMPROVED - TEAM CAPTAIN
Name Season

MVC MOST IMPROVED TEAM
Name Season

MVC COACH OF THE YEAR
Name Season

MVC SCHOLAR-ATHLETE OF THE YEAR
Name Season

MVC SCHOLAR-ATHLETE TEAM
Name Season
 Quincy Anderson 2022-23




Photo by: David Eaton
Perry



Photo by: David Eaton
Perry

MISSOURI VALLEY WEEKLY AWARDS

2022-23

Player

12/05 Rob Perry
 12/19 DJ Burns

Newcomer

11/21 JaCobi Wood

Freshman

None

MSU All-Time MVC Weekly Awards

Player of the Week

Rob Perry	2022-23	1
DJ Burns	2022-23	1

Freshman of the Week

None

Newcomer of the Week

JaCobi Wood	2022-23	1
-------------	---------	---

MVC TOURNAMENT HISTORY - GAME LIST

Year	Opponent	W/L	Score	Round	City	Venue	Seed	Coach	MSU High Scorer	
2023	Valparaiso	Won	78-50	1st Round	St. Louis, Mo.	Enterprise Center		Prohm	Jamari Smith	19
2023	Drake	Lost	62-74	Quarterfinals	St. Louis, Mo.	Enterprise Center		Prohm	Rob Perry	22

MVC TOURNAMENT RESULTS & RECORDS

MSU VS DRAKE MVC TOURNAMENT

Year	Opponent	Seed	W/L	Score	Round	City	Venue	MSU Seed
2023	Drake	2	Lost	74-62	Quarter	St. Louis, Mo.	Enterprise Center	7

MSU VS VALPARAISO MVC TOURNAMENT

Year	Opponent	Seed	W/L	Score	Round	City	Venue	MSU Seed
2023	Valparaiso	10	Won	78-50	1st	St. Louis, Mo.	Enterprise Center	7

MSU RECORDS IN THE MVC TOURNAMENT

Overall	1-1	.500
Semifinals	0-0	.000
Championship	0-0	.000
Semi & Finals Combined	0-0	.000
1st Round	1-0	1.000
Quarterfinals	0-1	.000
At Enterprise Center	1-1	.000

MSU SEEDING HISTORY

Year	Site	Seed	Finish
2023	St. Louis	No. 7	Quarter

Current Members

Team	Yrs	Titles	Rec	Pct.	Home	Away	Neut.Championships
Illinois State	1981-Pr.	4	46-37	.554	9-2	2-3	1983, 1990, 1997, 1998
Bradley	1948-Pr.	4	38-39	.494	10-1	0-6	1980, 1988, 2019, 2020
Southern Illinois	1975-Pr.	5	37-38	.493	0-1	2-8	1977, 1993, 1994, 1995, 2006
Missouri State	1990-Pr.	1	34-31	.523	---	---	34-31 1992
UNI	1991-Pr.	5	27-24	.529	---	---	27-24 2004, 2009, 2010, 2015, 2016
Indiana State	1976-Pr.	3	27-39	.409	6-0	1-10	20-29 1979, 2001, 2011
Drake	1907-Pr.	1	23-43	.348	1-1	1-10	21-32 2008
Evansville	1994-Pr.	0	9-28	.243	---	---	9-27
Valparaiso	2017-Pr.	0	5-5	.500	---	---	5-5
Murray State	2022-Pr.	0	1-1	.500	---	---	1-1
Belmont	2022-Pr.	0	0-1	.000	---	---	0-1
UIC	2022-Pr.	0	0-1	.000	---	---	

Past Members

Wichita State	1949-17	4	35-34	.507	10-3	2-4	23-27	1985, 1987, 2014, 2017
Loyola	2013-22	3	13-6	.684	0-0	0-0	13-6	2018, 2021, 2022
Creighton	1976-13	12	43-20	.683	5-2	2-6	36-12	78, 81, 89, 91, 99, 00, 02, 03, 05, 07, 12, 13
Tulsa	1935-96	4	24-15	.615	14-2	1-6	9-7	1982, 1984, 1986, 1996
New Mex State	1970-83	0	6-7	.462	6-2	0-5	0-0	
West Texas	1972-86	0	5-7	.417	2-0	3-5	0-2	

MVC TOURNAMENT RECORDS - MSU INDIVIDUAL SINGLE GAME (SINCE 2023)

Scoring

Player	Total	Opp	Date
Rob Perry	22	Drake	03-03-23
Jamari Smith	19	Valpo	03-04-23
Quincy Anderson	18	Valpo	03-04-23

Field Goals

Player	Total	Opp	Date
Rob Perry	11	Drake	03-03-23
Jamari Smith	8	Valpo	03-02-23
Quincy Anderson	7	Valpo	03-02-23
Jamari Smith	5	Drake	03-03-23
Rob Perry	5	Valpo	03-02-23
JaCobi Wood	5	Valpo	03-02-23

Field Goals Attempted

Player	Total	Opp	Date
Rob Perry	20	Drake	03-03-23
Jamari Smith	13	Valpo	03-02-23
Rob Perry	13	Valpo	03-02-23
JaCobi Wood	12	Valpo	03-02-23
Quincy Anderson	10	Drake	03-03-23
Jamari Smith	10	Drake	03-03-23

Field Goal Percentage (Minimum of 9 Attempts)

Player	M-A	Pct	Opp	Date
Quincy Anderson	7-10	.700	Valpo	03-02-23
Jamari Smith	8-13	.615	Valpo	03-02-23
Rob Perry	11-20	.550	Drake	03-03-23
Jamari Smith	5-10	.500	Drake	03-03-23

3 Point Field Goals

Player	Total	Opp	Date
Quincy Anderson	4	Drake	03-03-23

3 Point Field Attempted

Player	Total	Opp	Date
Quincy Anderson	7	Drake	03-03-23
Quincy Anderson	7	Valpo	03-02-23
Rob Perry	7	Valpo	03-02-23
Rob Perry	7	Drake	03-03-23
JaCobi Wood	6	Drake	03-03-23
Kamari Smith	5	Drake	03-04-23

3 Point Field Goal Percentage (4 or more att)

Player	M-A	Pct	Opp	Date
Quincy Anderson	4-7	.571	Drake	03-03-23
Jamari Smith	2-4	.500	Drake	03-03-23

Free Throws Made

Player	Total	Opp	Date
Quincy Anderson	5	Drake	03-03-23
Rob Perry	3	Valpo	03-02-23

Free Throws Attempted

Player	Total	Opp	Date
Quincy Anderson	5	Valpo	03-02-23
Jamari Smith	3	Drake	03-03-23
Rob Perry	3	Drake	03-03-23

Rebounds

Player	Total	Opp	Date
Rob Perry	12	Drake	03-03-23
DJ Burns	8	Valpo	03-02-23
Rob Perry	7	Valpo	03-02-23
JaCobi Wood	6	Valpo	03-02-23
DJ Burns	5	Drake	03-03-23
Quincy Anderson	5	Valpo	03-02-23

Assists

Player	Total	Opp	Date
JaCobi Wood	11	Valpo	03-02-23
DJ Burns	6	Drake	03-03-23
DJ Burns	5	Valpo	03-02-23

Blocked Shots

Player	Total	Opp	Date
Kenny White, Jr.	2	Drake	03-02-23

Steals

Player	Total	Opp	Date
JaCobi Wood	3	Valpo	03-03-23

MVC TOURNAMENT RECORDS - MSU INDIVIDUAL EVENT TOTAL

Scoring				
Player	Total	Avg	(Since 2023)	
			Gms	Year
Rob Perry	37	18.5	2	2023
Jamari Smith	31	15.5	2	2023
Quincy Anderson	27	13.5	2	2023
JaCobi Wood	18	9.0	2	2023

Field Goals Made				
Player	Total		Gms	Year
Rob Perry	16		2	2023
Jamari Smith	12		2	2023
Quincy Anderson	9		2	2023
JaCobi Wood	7		2	2023

Field Goal Attempts				
Player	Total		Gms	Year
Rob Perry	33		2	2023
Jamari Smith	23		2	2023
Quincy Anderson	20		2	2023
JaCobi Wood	17		2	2023
DJ Burns	17		2	2023

3-Point Field Goals Made				
Player	Total		Gms	Year
Jamari Smith	4		2	2023
Quincy Anderson	4		2	2023
JaCobi Wood	3		2	2023

3-Point Field Goals Attempted				
Player	Total		Gms	Year
Rob Perry	9		2	2023
Jamari Smith	9		2	2023
Quincy Anderson	11		2	2023
JaCobi Wood	7		2	2023

3-Point FG Percentage (Minimum 9 attempts)				
Player	3P-3PA	Pct	G	Year
Jamari Smith	4-9	.444	2	2023
JaCobi Wood	3-7	.429	2	2023
Quincy Anderson	4-11	.364	2	2023

Free Throws Made				
Player	Total		Gms	Year
DJ Burns	4		2	2023
Kenny White, Jr.	4		2	2023

Free Throws Attempted				
Player	Total		Gms	Year
Kenny White, Jr.	6		2	2023
Quincy Anderson	6		2	2023

Free Throw Percentage (Minimum 9 attempts)				
Player	FT-FTA	Pct	G	Year

Offensive Rebounds				
Player	Total		Gms	Year
Rob Perry	7		2	2023

Defensive Rebounds				
Player	Total		Gms	Year
Rob Perry	12		2	2023
DJ Burns	10		2	2023

Total Rebounds				
Player	Total	Avg	Gms	Year
Rob Perry	19		2	2023
DJ Burns	13		2	2023

Assists				
Player	Total	Avg	Gms	Year
JaCobi Wood	12	6.0	2	2023
DJ Burns	11	5.5	2	2023

Blocked Shots				
Player	Total	Avg	Gms	Year
Kenny White, Jr.	3	1.5	2	2023

Steals				
Player	Total	Avg	Gms	Year
JaCobi Wood	6	3.0	2	2023
Quincy Anderson	3	1.5	2	2023

MVC TOURNAMENT - GAME BOX SCORES

(7) Murray State 78 (10) Valparaiso 50 1st Round March 2, 2023 - St. Louis, Mo. - Enterprise Center

The Murray State Racers made their debut at State Farm Arch Madness with a 78-50 win over the Valparaiso Beacons at the Enterprise Center in St. Louis, Missouri. The rookie Racers who went 11-9 in their first season in the Missouri Valley Conference got the job done in their first postseason game in The Valley.

JaCobi Wood had his third double-double of the season with 13 points and 11 assists. Jamari Smith and Quincy Anderson each had their MSU career-best games with 19 and 18 points, while Rob Perry added 15 points.

The Racers broke to a 13-point lead at halftime after they hit the Beacons with a 12-2 run and held them to 33 percent shooting on 9-of-27 from the field. It was more of the same in the second half as MSU outscored VU 40-25 to cruise to the win and held the Beacons to 18 field goals and forced 19 turnovers.

Game Notes

- The No. 7 seed is now 23-45 all-time in the MVC Tournament.
- In MSU's first appearance at State Farm Arch Madness, they played in the Enterprise for just the second time.
- The first was in 1996 when the Racers met the Saint Louis Billikens when the arena that was called Keil Center. (12-18-1996). Wood has his third of the season double-double. His previous two were against Tulsa (Nov. 20) 12P/11A and Bellarmine (Dec. 10) 11P/10R.
- Smith matched his career-high of 19 points, same as he had against Saint Louis (Nov. 17) and Tulsa (Nov. 20).
- Anderson scored his MSU career-high with 18 points. He previous was against Austin Peay (Dec. 16) with 16 points.
- The Racers' 24 assists are a season-high. Their previous high was vs Tulsa (Nov. 20).
- The Racers held Valpo to more turnovers (19) than field goals (18). It's their first against an opponent since 2022 vs Eastern Illinois.
- Coach Steve Prohm is 3-3 all-time vs Valpo and has won the last three, all this season.
- MSU held its opponent under 40 percent shooting for the first time in 16 games. The last was against Bradley (Jan. 4) at home when the Braves were 20-of-58 (.345).

(7) Murray State 62 (2) Drake 74 Quarterfinals March 3, 2023 - St. Louis, Mo. - Enterprise Center

The Murray State Racers ended their first try at State Farm Arch Madness with a 74-62 loss to the Drake Bulldogs.

Rob Perry scored 22 to lead the MSU offensive attack while Jamari Smith added 12 points. Perry also hauled in a career-high 12 rebounds to make his fifth career double-double.

Playing Drake for a third time this season, after two losses, the Racers played a spirited first half that ended with MSU trailing 33-31. This after the Bulldogs ended the first half on a 14-4 run.

In the second half, the Racers tied it 37-37 at the 16:40 mark. The game changed with 13:28 remaining when the Bulldogs went on a 12-2 run to lead by 13 points with 9:17 left. The Racers were never able to recover.

When the history book records what happened when the Racers joined the MVC and played their first season in 2022-23, there are several items that speak to MSU's competitiveness and hope for the future. They had an overall winning season (17-15) and went 11-9 in league play. The Racers were the only rookie team in the Valley that won a game at Arch Madness and one of three teams that had a win this season over a ranked team as the Racers defeated Texas A&M in November at the Myrtle Beach Invitational.

Game Notes

- Rob Perry had 12 rebounds, his second of 10 or more this season. It matches his career-high game in which he had 12 rebounds vs North Florida in 2020.
- Perry's 22 points gives him nine games this season of 20 or more and 28 for his career.
- Quincy Anderson's 11-game run of making a 3-point basket ended tonight (0-4). His streak is the best for the Racers this season. The Murray State standard is still held by Hall of Famer Isaiah Canaan, who had a run of 40 consecutive games from 2012-13.
- The 2023 MVC Tournament marks the 47th season of the event, the 33rd consecutive year to be held in St. Louis and the 27th in the Enterprise Center.

NO.	Name	Min	FG		3P		FT		Rebounds		Fouls		TP	AS	TO	ST	Blocks		+/-	
			M	A	M	A	O	R	O	R	P	F					D	B		S
13	Maximus Nelson	F 15:43	1	7	1	6	0	0	2	2	1	0	3	0	2	0	0	0	0	-12
23	Ben Krikke	F 32:23	4	8	0	1	6	6	2	4	6	3	14	2	3	0	1	0	-30	
5	Nick Edwards	G 28:43	3	8	0	2	2	3	0	5	5	2	3	8	3	4	0	0	-25	
14	Quinton Green	G 30:21	2	9	1	7	2	2	0	7	7	4	1	7	3	3	0	1	-27	
35	Kobe King	G 38:04	4	10	0	1	2	5	2	5	7	1	2	10	3	1	0	1	-23	
3	Connor Barrett	F 15:34	2	6	0	4	0	0	0	0	0	2	1	4	0	0	1	0	-5	
4	Darius DeAveiro	F 17:56	0	2	0	1	0	0	0	0	0	0	1	0	1	4	1	0	-10	
12	Ibra Bayu	G 12:20	2	4	0	1	0	0	2	2	0	0	4	2	2	1	2	0	-9	
33	Jerome Palm	G 07:37	0	1	0	0	0	0	1	3	4	1	0	1	0	0	0	0	-2	
15	Luke Morrill	G 01:19	0	0	0	0	0	0	0	0	0	0	0	0	0	0	0	0	-1	
Team									2	4										
Totals			18	55	2	23	12	16	7	30	37	14	11	50	15	19	3	6	2	-28

VALPO			MURRAY			Points from Turnovers	VALPO		MURRAY		Period by Period Scoring
1st	2nd	TOT	1st	2nd	TOT		1st	2nd	TOT		
2 (1st 19:42)	29 (2nd 3:21)		7	20		25	25	50			
6 (1st 2:00)	10 (2nd 17:15)		10	13		10	15				
1			10	15		38	40	78			
00:20	38:23		8	21							

NO.	Name	Min	FG		3P		FT		Rebounds		Fouls		TP	AS	TO	ST	Blocks		+/-	
			M	A	M	A	O	R	O	R	P	F					D	B		S
13	Maximus Nelson	F 15:43	1	7	1	6	0	0	2	2	1	0	3	0	2	0	0	0	-12	
23	Ben Krikke	F 32:23	4	8	0	1	6	6	2	4	6	3	14	2	3	0	1	0	-30	
5	Nick Edwards	G 28:43	3	8	0	2	2	3	0	5	5	2	3	8	3	4	0	0	-25	
14	Quinton Green	G 30:21	2	9	1	7	2	2	0	7	7	4	1	7	3	3	0	1	-27	
35	Kobe King	G 38:04	4	10	0	1	2	5	2	5	7	1	2	10	3	1	0	1	-23	
3	Connor Barrett	F 15:34	2	6	0	4	0	0	0	0	0	2	1	4	0	0	1	0	-5	
4	Darius DeAveiro	F 17:56	0	2	0	1	0	0	0	0	0	0	1	0	1	4	1	0	-10	
12	Ibra Bayu	G 12:20	2	4	0	1	0	0	2	2	0	0	4	2	2	1	2	0	-9	
33	Jerome Palm	G 07:37	0	1	0	0	0	0	1	3	4	1	0	1	0	0	0	0	-2	
15	Luke Morrill	G 01:19	0	0	0	0	0	0	0	0	0	0	0	0	0	0	0	0	-1	
Team									2	4										
Totals			18	55	2	23	12	16	7	30	37	14	11	50	15	19	3	6	2	-28

VALPO			MURRAY			Points from Turnovers	VALPO		MURRAY		Period by Period Scoring
1st	2nd	TOT	1st	2nd	TOT		1st	2nd	TOT		
2 (1st 19:42)	29 (2nd 3:21)		7	20		25	25	50			
6 (1st 2:00)	10 (2nd 17:15)		10	13		10	15				
1			10	15		38	40	78			
00:20	38:23		8	21							

COMING SOON

ALL-OHIO VALLEY CONFERENCE

OVC PLAYER OF THE YEAR

Name	Season
Jim Jennings	1963-64
Claude Virden	1968-69
Les Taylor	1971-72
Les Taylor	1972-73
Gary Hooker	1979-80
Glen Green	1982-83
Jeff Martin	1987-88
Jeff Martin	1988-89
Popeye Jones	1989-90
Popeye Jones	1990-91
Marcus Brown	1994-95
Marcus Brown	1995-96
D.T. Mayes	1997-98
Aubrey Reese	1999-00
Cuthbert Victor	2003-04
Isaiah Canaan	2011-12
*Isaiah Canaan	2012-13
Cameron Payne	2014-15
Jonathan Stark	2017-18
Ja Morant	2018-19
KJ Williams	2021-22
* Co-MVP	

OVC ATHLETE OF THE YEAR

Name	Season
Gary Hooker	1979-80
Jeff Martin	1987-88
Jeff Martin	1989-90
Popeye Jones	1990-91
Popeye Jones	1991-92
Marcus Brown	1994-95
De'Teri Mayes	1997-98
Isaiah Canaan	2011-12
Cameron Payne	2014-15
Jonathan Stark	2017-18
Ja Morant	2018-19

OVC FRESHMAN OF THE YEAR

Name	Season
Ivan Aska	2008-09
Isaiah Canaan	2009-10
Cameron Payne	2013-14

OVC FRESHMAN TEAM

Teams selected from 1981-92

Name	Season
Brian Stewart	1980-81
Willie Holland	1983-84
Jeff Martin	1985-86
Don Mann	1985-86
Paul King	1987-88
Frank Allen	1989-90

OVC NEWCOMER OF THE YEAR

Name	Season
De'Teri Mayes	1996-97
Isaac Spencer	1997-98

OVC NEWCOMER TEAM

Team was first selected in 1993

No team selected from 2000-05

Name	Season
Antwan Hoard	1992-93
Marcus Jones	1993-94
Greg Anderson	1994-95
De'Teri Mayes	1996-97
Chad Townsend	1996-97
Isaac Spencer	1997-98
Rod Murray	1997-98
Bruce Carter	2006-07
Isacc Miles	2008-09

Ivan Aska	2008-09
B.J. Jenkins	2009-10
Isaiah Canaan	2009-10
Cameron Payne	2013-14
Jarvis Williams	2013-14
Jonathan Stark	2016-17
Terrell Miller	2016-17
Ja Morant	2017-18
Darnell Cowart	2018-19

FOUR-TIME ALL-OVC SELECTIONS

Name	Seasons
Lamont Sleet	1980, 1981, 1983, 1984
Isaac Spencer	1998, 1999, 2000, 2001
Isaiah Canaan	2010, 2011, 2012, 2013

THREE-TIME ALL-OVC SELECTIONS

Name	Seasons
KJ Williams	2019, 2021, 2022
Tevin Brown	2019, 2021, 2022
Isacc Miles	2009, 2010, 2011
Frank Allen	1991, 1992, 1993
Garrett Beshear	1951, 1952, 1953
Marcus Brown	1994, 1995, 1996
Jim Jennings	1962, 1963, 1964
Popeye Jones	1990, 1991, 1992
Don Mann	1987, 1988, 1989
Jeff Martin	1987, 1988, 1989
Vincent Rainey	1995, 1996, 1997
Les Taylor	1971, 1972, 1973

TWO-TIME ALL-OVC SELECTIONS

Name	Seasons
Cameron Payne	2014, 2015
Jarvis Williams	2014, 2015
B.J. Jenkins	2010, 2011
Justin Burdine	2001, 2002
Bruce Carter	2007, 2008
Mike Coleman	1973, 1974
Howie Crittenden	1954, 1955
Dick Cunningham	1967, 1968
Terry Darnall	1958, 1959
Glen Green	1982, 1983
Gene Herndon	1960, 1961
Ricky Hood	1982, 1983
Stewart Johnson	1964, 1965
De'Teri Mayes	1997, 1998
Herb McPherson	1966, 1967
Mike Muff	1977, 1978
Bennie Purcell	1951, 1952
Aubrey Reese	1999, 2000
James Singleton	2002, 2003
Craig Talley	1984, 1985
Danero Thomas	2009, 2010
Chad Townsend	1997, 1998
Claude Virden	1969, 1970
Cuthbert Victor	2003, 2004
Jesse Williams	1975, 1976
Jimmy Young	1970, 1971
Ivan Aska	2009, 2012
Jonathan Stark	2017, 2018
Terrell Miller	2017, 2018
Ja Morant	2018, 2019



Photo by: Tab Brockman
Canaan



Victor



Reese




Mayes



Brown




Jones



Martin



Green



Hooker


MSU Archives

ALL-OHIO VALLEY CONFERENCE

ALL-OVC SELECTIONS

Name	Season						
None	1948-49	Jesse Williams	1974-75	Isaac Spencer	1998-99	KJ Williams (AOY)	2021-22
		Jesse Williams	1975-76	Aubrey Reese	1998-99	Tevin Brown	2021-22
None	1949-50	Mike Muff	1976-77	Rod Murray	1998-99	Justice Hill	2021-22
Harold Loughary	1950-51	Grover Woolard	1976-77	Aubrey Reese (MVP)	1999-00	(MVP) Player of the Year	
Charley Snow	1950-51	Mike Muff	1977-78	Isaac Spencer	1999-00	(AOY) Athlete of the Year	
Garrett Beshear	1950-51	John Randall	1978-79	Isaac Spencer	2000-01	(FOY) Freshman of the Year	
Bennie Purcell	1950-51	Kenny Hammonds	1978-79	Justin Burdine	2000-01	(NOY) Newcomer of the Year	
Gene Garrett	1950-51			Justin Burdine	2001-02	(DPOY) Defensive Player of the Year	
				James Singleton	2001-02		
Bennie Purcell	1951-52	Gary Hooker (MVP) (AOY) 1979-80		James Singleton	2002-03		
Garrett Beshear	1951-52	Lamont Sleets	1979-80	Cuthbert Victor	2002-03		
Garrett Beshear	1952-53	Lamont Sleets	1980-81	Cuthbert Victor (MVP)	2003-04		
Rich Gott	1952-53	Kenny Hammonds	1980-81	Chris Shumate	2003-04		
Howie Crittenden	1953-54	Glen Green (MVP)	1981-82	Trey Pearson	2004-05		
		Ricky Hood	1981-82				
Howie Crittenden	1954-55			Shawn Witherspoon	2005-06		
		Glen Green	1982-83				
No team selected	1955-56	Ricky Hood	1982-83	Bruce Carter	2006-07		
		Lamont Sleets	1982-83				
Quitman Sullins	1956-57			Bruce Carter	2007-08		
Gerald Tabor	1956-57	Lamont Sleets	1983-84				
		Craig Talley	1983-84				
Terry Darnall	1957-58			Danero Thomas	2008-09		
Quitman Sullins	1957-58	Vada Martin	1984-85	Isacc Miles	2008-09		
		Craig Talley	1984-85	Ivan Aska (FOY)	2008-09		
Terry Darnall	1958-59						
		Chuck Glass	1985-86	Isacc Miles	2009-10		
Gene Herndon	1959-60			B.J. Jenkins	2009-10		
Mike O'Riordan	1959-60	Jeff Martin	1986-87	Danero Thomas	2009-10		
Jarrell Graham	1959-60	Don Mann	1986-87	Tony Easley	2009-10		
				Isaiah Canaan (FOY)	2009-10		
Gene Herndon	1960-61	Jeff Martin (MVP) (AOY) 1987-88					
Larry Bale	1960-61	Don Mann	1987-88	Isaiah Canaan	2010-11		
				Isacc Miles	2010-11		
Jim Jennings	1961-62	Jeff Martin (MVP) (AOY) 1988-89		B.J. Jenkins	2010-11		
		Don Mann	1988-89				
Jim Jennings	1962-63			Isaiah Canaan (MVP)	2011-12		
Al Varnas	1962-63	Popeye Jones (MVP)	1989-90	Donte Poole	2011-12		
		Chris Ogden	1989-90	Ivan Aska	2011-12		
Jim Jennings (MVP)	1963-64	Paul King	1989-90				
Stewart Johnson	1963-64			Isaiah Canaan (Co-MVP)	2012-13		
		Popeye Jones (MVP) (AOY) 1990-91		Ed Daniel	2012-13		
Stewart Johnson	1964-65	Greg Coble	1990-91				
John Namciu	1964-65	Frank Allen	1990-91	Cameron Payne (FOY)	2013-14		
		Paul King	1990-91	Jarvis Williams	2013-14		
Herb McPherson	1965-66						
		Popeye Jones (AOY)	1991-92	Cameron Payne (MVP)(AOY)2014-15			
Dick Cunningham	1966-67	Frank Allen	1991-92	Jarvis Williams	2014-15		
Herb McPherson	1966-67						
		Frank Allen	1992-93	Jeffery Moss	2015-16		
Dick Cunningham	1967-68						
		Marcus Brown	1993-94	Jonathan Stark	2016-17		
Claude Virden (MVP)	1968-69	Cedric Gumm	1993-94	Terrell Miller	2016-17		
Hector Blondet	1968-69						
		Marcus Brown (MVP) (AOY)1994-95		Jonathan Stark (MVP)	2017-18		
Claude Virden	1969-70	Vincent Rainey	1994-95	Terrell Miller	2017-18		
				Ja Morant	2017-18		
Les Taylor (MVP)	1970-71	Marcus Brown (MVP)	1995-96	Ja Morant (MVP) (AOY)	2018-19		
Jimmy Young	1970-71	Vincent Rainey	1995-96	Shaq Buchanan (DPOY)	2018-19		
Les Taylor (MVP)	1971-72	Vincent Rainey	1996-97	Tevin Brown	2019-20		
Jimmy Young	1971-72	De'Teri Mayes (NOY)	1996-97	KJ Williams	2019-20		
		Chad Townsend	1996-97				
Mike Coleman	1972-73			Tevin Brown	2020-21		
Les Taylor	1972-73	De'Teri Mayes (MVP) (AOY)1997-98		KJ Williams	2020-21		
		Chad Townsend	1997-98				
Mike Coleman	1973-74	Isaac Spencer (NOY)	1997-98				

OHIO VALLEY WEEKLY AWARDS




Tiller




Sias



Coble



Cannon



Echols



Towns



Hornig

MSU ALL-TIME OVC PLAYER OF THE WEEK AWARDS

1978-79
Player
 None
Freshman
 02/13 Kenney Hammonds
 02/20 Kenney Hammonds

1979-80
Player
 12/18 Gary Hooker
 01/14 Gary Hooker
 02/11 Lamont Sleets
Freshman
 12/18 Lamont Sleets
 01/14 Lamont Sleets
 02/04 Lamont Sleets
 02/11 Glen Green
 02/25 Lamont Sleets

1980-81
Player
 01/19 Lamont Sleets
 02/23 Lamont Sleets
Freshman
 01/12 Brian Stewart

1981-82
Player
 12/14 Ricky Hood
 01/18 Glen Green
 01/25 Glen Green
 02/01 Ricky Hood
Freshman
 None

1982-83
Player
 12/06 Glen Green
 Lamont Sleets
 12/21 Glen Green
 01/04 Glen Green
 01/11 Ricky Hood
Freshman
 None

1983-84
Player
 01/09 Lamont Sleets
 02/20 Craig Talley
Freshman
 None

1984-85
Player
 01/16 Craig Talley
Freshman
 None

1985-86
Player
 01/21 Zedric Macklin
 02/03 Chuck Glass

02/18 Dan Mann
 Zedric Macklin

Newcomer
 None
Freshman
 02/03 Don Mann

1986-87
Player
 12/22 Don Mann
Newcomer
 01/20 Wayne Tiller
Freshman
 None

1987-88
Player
 12/21 Jeff Martin
 01/12 Jeff Martin
 01/19 Jeff Martin
 02/09 Don Mann
 02/23 Jeff Martin
Newcomer
 02/02 Carl Sias

Freshman
 None

1988-89
Player
 01/10 Jeff Martin
 01/17 Paul King
 02/14 Jeff Martin
 02/28 Jeff Martin
Newcomer
 None
Freshman
 01/17 Popeye Jones

1989-90
Player
 01/02 Popeye Jones
 01/09 Popeye Jones
 01/16 Popeye Jones
 02/13 Popeye Jones
 02/27 Frank Allen
Newcomer
 02/06 Greg Coble
 02/20 Greg Coble

Freshman
 12/10 Frank Allen
 01/23 Frank Allen
 01/30 Frank Allen

1990-91
Player
 12/04 Frank Allen
 12/18 Greg Coble
 01/29 Greg Coble
 02/12 Popeye Jones
Newcomer
 01/15 John Jackson
 02/05 John Jackson

Freshman
 None

1991-92
Player
 12/17 Popeye Jones
 01/21 Popeye Jones
 02/04 Frank Allen
 02/17 Frank Allen
Newcomer
 01/07 Maurice Cannon
 01/14 Maurice Cannon
 02/04 Maurice Cannon
 02/17 Maurice Cannon
 03/03 Maurice Cannon
Freshman
 None

1992-93
Player
 12/21 Frank Allen
 01/11 Frank Allen
Newcomer
 02/20 Antwan Hoard
Freshman
 01/31 Marcus Brown

1993-94
Player
 01/02 Marcus Brown
 01/16 Marcus Brown
 02/06 Marcus Brown
Newcomer
 01/09 William Moore
 01/23 Marcus Jones
 02/20 Marcus Jones
Freshman
 12/12 Vincent Rainey

1994-95
Player
 01/03 Marcus Brown
 01/29 Marcus Brown
 02/19 Marcus Brown
Newcomer
 02/26 Quennon Echols
Freshman
 None

1995-96
Player
 12/03 Marcus Brown
 12/18 Marcus Brown
 01/28 Fred Walker
 02/18 Marcus Brown
 02/25 Marcus Brown
Newcomer
 None
Freshman
 12/18 Jack Owens
 01/15 Darren Dawson
 01/21 Darren Dawson

1996-97
Player
 12/22 Vincent Rainey

01/19 Vincent Rainey
 2/23 Deteri Mayes
Newcomer
 12/08 Deteri Mayes
 01/12 Deteri Mayes
 01/26 Deteri Mayes
 02/16 Deteri Mayes
Freshman
 None

1997-98
Player
 12/14 De'Teri Mayes
 02/01 De'Teri Mayes
 02/08 De'Teri Mayes
 02/15 Isaac Spencer
 02/22 De'Teri Mayes
Newcomer
 12/01 Rod Murray
 12/14 Isaac Spencer
 01/18 Isaac Spencer
Freshman
 None

1998-99
Player
 11/30 Isaac Spencer
 12/14 Isaac Spencer
 01/18 Aubrey Reese
Newcomer
 12/07 Marlon Towns
Freshman
 None

1999-00
Player
 11/29 Isaac Spencer
 12/06 Aubrey Reese
 01/24 Aubrey Reese
 02/14 Aubrey Reese
Newcomer
 None
Freshman
 02/21 Chris Shumate

2000-01
Player
 12/11 Isaac Spencer
 02/19 Isaac Spencer
Newcomer
 12/11 Antione Whelchel
 01/02 Antione Whelchel
 01/29 Antione Whelchel
Freshman
 01/22 Andi Hornig
 02/05 Cuthbert Victor

OHIO VALLEY WEEKLY AWARDS

**Henderson****2001-02****Player**11/19 Justin Burdine
02/11 Justin Burdine**Newcomer**12/10 James Singleton
02/04 James Singleton
02/11 James Singleton
02/18 Antonio Henderson**Freshman**

None

2002-03**Player**

02/03 James Singleton

Newcomer

None

Freshman

None

2003-04**Player**11/24 Cuthbert Victor
12/01 Cuthbert Victor
12/08 Cuthbert Victor
01/12 Chris Shumate
02/02 Cuthbert Victor**Newcomer**12/01 Kelvin Brown
01/12 Kelvin Brown**Freshman**

03/01 Shawn Witherspoon

2004-05**Player**

01/10 Shawn Witherspoon

Newcomer01/03 Darnell Hopkins
01/10 Issian Redding
01/31 Trey Pearson
02/14 Issian Redding**Freshman**

02/28 Justin Orr

2005-06**Player**

12/12 Issian Redding

Newcomer

None

Freshman

None

2006-07**Player**

01/08 Tyler Holloway

Newcomer12/11 Bruce Carter
01/02 Bruce Carter
01/08 Bruce Carter
02/05 Bruce Carter**Freshman**

None

**Hopkins****Redding****Orr****Aska****Jackson****Moss****2007-08****Player**

01/14 Bruce Carter

Newcomer

11/12 Tarod Sanders

Freshman

None

2008-09**Player**

None

Newcomer

12/01 Jeffery McClain

01/19 Isacc Miles

02/23 Isacc Miles

03/02 Isacc Miles

Freshman

11/24 Ivan Aska

02/23 Ivan Aska

03/02 Ivan Aska

2009-10**Player**

11/16 Ivan Aska

Newcomer

11/16 B.J. Jenkins

12/28 B.J. Jenkins

01/18 B.J. Jenkins

02/08 B.J. Jenkins

03/01 B.J. Jenkins

Freshman

11/30 Isaiah Canaan

12/21 Isaiah Canaan

01/04 Isaiah Canaan

2010-11**Player**

12/20 Isaiah Canaan

02/28 B.J. Jenkins

Newcomer

None

Freshman

None

2011-12**Player**

11/28 Isaiah Canaan

12/05 Isaiah Canaan

01/09 Isaiah Canaan

01/16 Donte Poole

01/23 Isaiah Canaan

02/13 Isaiah Canaan

02/27 Isaiah Canaan

Newcomer

None

Freshman

01/16 Zay Jackson

2012-13**Player**

12/10 Ed Daniel

12/17 Isaiah Canaan

02/11 Isaiah Canaan

02/25 Isaiah Canaan

Newcomer

None

Freshman

02/25 Jeffery Moss

2013-14**Player**

None

Newcomer

12/22 T.J. Sapp

01/06 Jarvis Williams

01/13 Jarvis Williams

01/27 Jarvis Williams

02/03 Jarvis Williams

02/10 Jarvis Williams

02/17 Jarvis Williams

03/03 Jarvis Williams

Freshman

11/11 Cameron Payne

12/09 Cameron Payne

01/06 Cameron Payne

01/13 Cameron Payne

01/27 Cameron Payne

02/03 Cameron Payne

02/10 Cameron Payne

02/17 Cameron Payne

02/24 Cameron Payne - Co

2014-15**Player**

11/24 Jarvis Williams

12/08 Cameron Payne

12/15 Cameron Payne

12/29 Cameron Payne

01/12 Jarvis Williams

01/26 Cameron Payne

03/02 Cameron Payne

2015-16**Player**

None

Newcomer

None

Freshman

None

2016-17**Player**

None

Newcomer

11/14 Jonathan Stark

11/21 Jonathan Stark - co

11/28 Jonathan Stark

12/05 Jonathan Stark

12/26 Terrell Miller

01/16 Terrell Miller

01/23 Jonathan Stark

01/30 Terrell Miller

02/06 Jonathan Stark

02/20 Jonathan Stark

Freshman

None

2017-18**Player**

12/26 Jonathan Stark

01/02 Jonathan Stark -Co

01/08 Jonathan Stark -Co

02/26 Jonathan Stark

Newcomer

None

Freshman

12/26 Ja Morant

01/02 Ja Morant

02/12 Ja Morant

02/26 Ja Morant

2018-19**Player**

11/26 Ja Morant

12/03 Ja Morant

12/26 Ja Morant

01/07 Ja Morant

01/14 Ja Morant

01/21 Ja Morant

02/18 Ja Morant-Co

02/25 Ja Morant

Newcomer

02/25 Darnell Cowart

Freshman

11/12 Tevin Brown

12/17 Tevin Brown

12/26 Tevin Brown

2019-20**Player**

None

Newcomer

None

Freshman

None

OHIO VALLEY WEEKLY AWARDS

2020-21**Player**

02/01 KJ Williams

Newcomer

None

Freshman

None

2021-22**Player**

11/15 KJ Williams

11/29 KJ Williams

12/13 Tevin Brown

12/20 Tevin Brown

12/27 Tevin Brown

01/17 Justice Hill

01/31 KJ Williams

02/14 KJ Williams

02/28 KJ Williams

Newcomer

12/06 DJ Burns

Freshman

None

MSU All-Time Weekly Awards**Player of the Week**

Isaiah Canaan	2009-10	10
Marcus Brown	1992-96	10
Ja Morant	2018-19	8
Popeye Jones	1988-92	7
Jeff Martin	1986-89	7
Frank Allen	1989-93	6
KJ Williams	2021-22	5
Cameron Payne	2014-15	5
Isaac Spencer	1997-01	5
Lamont Sleets	1979-84	5
Glen Green	1979-83	5
Jonathan Stark	2016-18	4
Cuthbert Victor	2000-04	4
Aubrey Reese	1997-00	4
Tevin Brown	2021-22	3
Ricky Hood	1982-83	3

Freshman of the Week

Cameron Payne	2013-14	9
Ja Morant	2017-18	4
Lamont Sleets	1979-80	4
Tevin Brown	2018-19	3
Isaiah Canaan	2009-10	3
Ivan Aska	2008-09	3
Darren Dawson	1995-96	2
Frank Allen	1989-90	2
Kenney Hammonds	1978-79	2

Newcomer of the Week

Jonathan Stark	2016-17	7
Jarvis Williams	2013-14	7
B.J. Jenkins	2009-10	5
Maurice Cannon	1991-92	5
Bruce Carter	2006-07	4
De'Teri Mayes	1996-97	4
Isacc Miles	2008-09	3
James Singleton	2001-02	3
Antoine Whelchel	2000-01	3

OVC TOURNAMENT HISTORY - MVP SELECTIONS

MSU OVC All-TOURNAMENT SELECTIONS


- 1950 Harold Loughary
Charlie Snow
- 1951 Garrett Beshear
Gene Garrett
Bennie Purcell
- 1952 Bennie Purcell
Garrett Beshear
- 1953 Garrett Beshear
Rich Gott
- 1954 Howie Crittenden
- 1955 Howie Crittenden
- 1964 Stewart Johnson
- 1965 Stewart Johnson
- 1966 Dick Cunningham
Herb McPherson
- 1967 Willie Brown
Billy Chumbler
Tom Moran
- 1979 John Randle
- 1980 Gary Hooker
Lamont Sleets
- 1981 Lamont Sleets, MVP
Jerry Smith
- 1983 Ricky Hood
- 1984 Criag Talley
- 1985 Vada Martin
- 1988 Jeff Martin, MVP
Don Mann
Carl Sias
- 1990 Popeye Jones, MVP
Frank Allen
- 1991 Popeye Jones, MVP
Greg Coble
Paul King
- 1992 Popeye Jones, MVP
Frank Allen
Maurice Cannon
- 1993 Cedric Gumm
- 1994 Cedric Gumm
Marcus Jones
- 1995 Marcus Brown, MVP
Vincent Rainey
- 1996 Marcus Brown
Vincent Rainey
- 1997 Chad Townsend, MVP
De'Teri Mayes
Vincent Rainey
- 1998 Chad Townsend, MVP
De'Teri Mayes
Isaac Spencer
- 1999 Aubrey Reese, MVP
Isaac Spencer
Duane Virgil
- 2000 Isaac Spencer
- 2001 Isaac Spencer
- 2002 Justin Burdine, MVP
James Singleton
- 2003 Cuthbert Victor
- 2004 Cuthbert Victor, MVP
Adam Chiles
Antoine Whelchel
- 2005 None
- 2006 Pearson Griffith, MVP
Trey Pearson
Shawn Witherspoon
- 2007 None
- 2008 None
- 2009 None
- 2010 Isaiah Canaan, MVP
Tony Easley
Isacc Miles
- 2011 None
- 2012 Donte Poole, MVP
Isaiah Canaan
- 2013 Isaiah Canaan

- 2014 Stacy Wilson
- 2015 Cameron Payne
Cameron Payne
TJ Sapp
- 2016 None
- 2017 Jonathan Stark
- 2018 Jonathan Stark, MVP
Ja Morant
Terrell Miller
- 2019 Ja Morant, MVP
Darnell Cowart
- 2020 Tevin Brown
KJ Williams
- 2021 None
- 2022 Tevin Brown
KJ Williams
Justice Hill, MVP


MSU OVC TOURNAMENT MVP SELECTIONS

Year	Player	Class
1981	Lamont Sleets	So.
1988	Jeff Martin	Jr.
1990	Popeye Jones	So.
1991	Popeye Jones	Jr.
1992	Popeye Jones	Sr.
1995	Marcus Brown	Jr.
1997	Chad Townsend	Jr.
1998	Chad Townsend	Sr.
1999	Aubrey Reese	Jr.
2002	Justin Burdine	Sr.
2004	Cuthbert Victor	Sr.
2006	Pearson Griffith	Sr.
2010	Isaiah Canaan	Fr.
2012	Donte Poole	Sr.
2018	Jonathan Stark	Sr.
2019	Ja Morant	So.
2022	Justice Hill	So.


The MVP award began in 1975




Sleets




Martin




Jones



Brown



Townsend



Reese



Burdine



Victor



Griffith



Canaan



Poole



Stark



Morant



Hill

OVC TOURNAMENT HISTORY - GAME LIST

Year	Opponent	W/L	Score		Round	City	Venue	Seed	Coach	MSU High Scorer
1949	Eastern Ky.	Lost	73-41		Quarterfinals	Louisville, Ky.	Louisville Gardens		Hodges	
1950	Morehead St.	Won	75-60		Quarterfinals	Louisville, Ky.	Louisville Gardens		Hodges	
1950	Western Ky.	Lost	58-54	2OT	Semifinals	Louisville, Ky.	Louisville Gardens		Hodges	
1950	Marshall	Lost	68-64		Consolation	Louisville, Ky.	Louisville Gardens		Hodges	
1951	Tenn. Tech	Won	56-46		Quarterfinals	Louisville, Ky.	Louisville Gardens		Hodges	
1951	Western Ky.	Won	78-77		Semifinals	Louisville, Ky.	Louisville Gardens		Hodges	
1951	Eastern Ky.	Won	92-60		Championship	Louisville, Ky.	Louisville Gardens		Hodges	
1952	Tenn. Tech	Won	61-69	OT	Quarterfinals	Louisville, Ky.	Louisville Gardens		Hodges	
1952	Eastern Ky.	Won	69-59		Semifinals	Louisville, Ky.	Louisville Gardens		Hodges	
1952	Western Ky.	Lost	47-45		Championship	Louisville, Ky.	Louisville Gardens		Hodges	
1953	Middle Tenn.	Won	79-70		Quarterfinals	Louisville, Ky.	Louisville Gardens		Hodges	
1953	Eastern Ky.	Lost	52-43		Semifinals	Louisville, Ky.	Louisville Gardens		Hodges	
1954	Middle Tenn.	Lost	86-84		Quarterfinals	Louisville, Ky.	Louisville Gardens		Hodges	
1955	Western Ky.	Won	77-72		Semifinals	Louisville, Ky.	Louisville Gardens		Alexander	
1955	Eastern Ky.	Lost	76-59		Championship	Louisville, Ky.	Louisville Gardens		Alexander	
1964	Morehead St.	Won	89-82		Quarterfinals	Louisville, Ky.	Louisville Gardens		Luther	
1964	Tenn. Tech	Won	79-75		Semifinals	Louisville, Ky.	Louisville Gardens		Luther	
1964	Western Ky.	Won	77-68		Championship	Louisville, Ky.	Louisville Gardens		Luther	
1965	Middle Tenn.	Won	86-65		Quarterfinals	Louisville, Ky.	Louisville Gardens		Luther	
1965	Eastern Ky.	Lost	79-73		Semifinals	Louisville, Ky.	Louisville Gardens		Luther	
1966	Western Ky.	Lost	94-83		Quarterfinals	Louisville, Ky.	Louisville Gardens		Luther	
1967	Austin Peay	Won	77-68		Quarterfinals	Nashville, Tenn.	Municipal Auditorium		Luther	
1967	Western Ky.	Won	83-75		Semifinals	Nashville, Tenn.	Municipal Auditorium		Luther	
1967	Tenn. Tech	Lost	67-60		Championship	Nashville, Tenn.	Municipal Auditorium		Luther	
1975	Did not qualify					Murfreesboro, Tenn.	Murphy Center		Overton	
1976	Austin Peay	Lost	82-71		Quarterfinals	Bowling Green, Ky.	Diddle Arena		Overton	
1977	Austin Peay	Lost	82-75		Semifinals	Clarksville, Tenn.	Dunn Center		Overton	
1978	Did not qualify					Bowling Green, Ky.	Diddle Arena		Overton	
1979	Did not qualify					Richmond, Ky.	McBrayer Arena		Greene	
1980	Morehead St.	Won	77-74	OT	Semifinals	Bowling Green, Ky.	Diddle Arena		Greene	
	Western Ky.	Lost	54-51		Championship	Bowling Green, Ky.	Diddle Arena		Greene	
1981	Middle Tenn.	Won	62-60	OT	Semifinals	Bowling Green, Ky.	Diddle Arena		Greene	
1981	Western Ky.	Lost	71-67		Championship	Bowling Green, Ky.	Diddle Arena		Greene	
1982	Middle Tenn.	Lost	65-54	OT	Semifinals	Bowling Green, Ky.	Diddle Arena		Greene	
1983	Akron	Lost	65-61		Semifinals	Murray, Ky.	Racer Arena		Greene	
1984	Morehead St.	Lost	80-64		Semifinals	Morehead, Ky.	Johnson Arena		Greene	
1985	Middle Tenn.	Lost	63-60		Semifinals	Murfreesboro, Tenn.	Murphy Center		Greene	
SEEDING STARTED IN 1986										
1986	Austin Peay	5	Won	78-66	Quarterfinal	Akron, Ohio	James Rhodes Arena	4	Newton	
1986	Middle Tenn.	2	Lost	85-81	Semifinals	Akron, Ohio	James Rhodes Arena	4	Newton	
1987	Eastern Ky.	3	Lost	89-75	Quarterfinals	Murfreesboro, Tenn.	Murphy Center	6	Newton	
1988	Eastern Ky.	4	Won	76-60	Semifinals	Murray, Ky.	Racer Arena	1	Newton	
1988	Austin Peay	3	Won	73-70	Championship	Murray, Ky.	Racer Arena	1	Newton	
1989	Tenn. State	6	Won	90-71	Quarterfinals	Murray, Ky.	Racer Arena	2	Newton	
1989	Austin Peay	3	Lost	74-65	Semifinals	Nashville, Tenn.	Municipal Auditorium	2	Newton	
1990	Austin Peay	7	Won	68-67	Semifinals	Murray, Ky.	Racer Arena	1	Newton	
1990	Eastern Ky.	4	Won	64-67	Championship	Murray, Ky.	Racer Arena	1	Newton	
1991	Morehead St.	6	Won	89-61	Semifinals	Murray, Ky.	Racer Arena	1	Newton	
1991	Middle Tenn.	5	Won	79-67	Championship	Murray, Ky.	Racer Arena	1	Newton	
1992	Morehead St.	6	Won	109-77	Semifinals	Lexington, Ky.	Rupp Arena	1	Edgar	
1992	Eastern Ky.	2	Won	81-60	Championship	Lexington, Ky.	Rupp Arena	1	Edgar	
1993	Austin Peay	6	Won	82-66	Quarterfinals	Lexington, Ky.	Rupp Arena	3	Edgar	

OVC TOURNAMENT HISTORY - GAME LIST

Year	Opponent	W/L	Score	Round	City	Venue	Seed	Coach	MSU High Scorer
1993	Eastern Ky.	2	Won 74-73	Semifinals	Lexington, Ky.	Rupp Arena	3	Edgar	
1993	Tenn. State	1	Lost 82-68	Championship	Lexington, Ky.	Rupp Arena	3	Edgar	
1994	Morehead St.	5	Won 104-86	Semifinals	Nashville, Tenn.	Municipal Auditorium	1	Edgar	
1994	Tenn. State	2	Lost 73-72	Championship	Nashville, Tenn.	Municipal Auditorium	1	Edgar	
1995	Middle Tenn.	7	Won 75-67	Quarterfinals	Nashville, Tenn.	Municipal Auditorium	2	Edgar	
1995	Eastern Ky.	6	Won 78-72	Semifinals	Nashville, Tenn.	Municipal Auditorium	2	Edgar	
1995	Austin Peay	5	Won 92-84	Championship	Nashville, Tenn.	Municipal Auditorium	2	Edgar	
1996	Tenn. Tech	5	Won 85-71	Semifinals	Nashville, Tenn.	Municipal Auditorium	1	Gottfried	
1996	Austin Peay	3	Lost 70-68	Championship	Nashville, Tenn.	Municipal Auditorium	1	Gottfried	
1997	Tenn. State	7	Won 76-63	Quarterfinals	Murray, Ky.	CFSB Center	2	Gottfried	
1997	Middle Tenn.	3	Won 74-48	Semifinals	Nashville, Tenn.	Gaylord Center	2	Gottfried	
1997	Austin Peay	1	Won 88-85	Championship	Nashville, Tenn.	Gaylord Center	2	Gottfried	
1998	Tenn. Tech	8	Won 84-63	Quarterfinals	Murray, Ky.	CFSB Center	1	Gottfried	
1998	Austin Peay	4	Won 81-56	Semifinals	Nashville, Tenn.	Gaylord Center	1	Gottfried	
1998	Tenn. State	7	Won 92-69	Championship	Nashville, Tenn.	Gaylord Center	1	Gottfried	
1999	Tenn. Tech	8	Won 96-61	Quarterfinals	Murray, Ky.	CFSB Center	1	Anderson	Rod Murray 19
1999	Morehead St.	5	Won 92-68	Semifinals	Nashville, Tenn.	Gaylord Center	1	Anderson	Duane Virgil 23
1999	SE Missouri	2	Won 62-61	Championship	Nashville, Tenn.	Gaylord Center	1	Anderson	Reese/Virgil 16
2000	Tenn. State	6	Won 83-58	Quarterfinals	Nashville, Tenn.	Gaylord Center	1	Anderson	Aubrey Reese 24
2000	Eastern Ill.	2	Won 89-70	Semifinals	Nashville, Tenn.	Gaylord Center	1	Anderson	Isaac Spencer 23
2000	SE Missouri	5	Lost 67-56	Championship	Nashville, Tenn.	Gaylord Center	1	Anderson	Isaac Spencer 25
2001	Tenn. State	6	Won 114-100	Quarterfinals	Murray, Ky.	CFSB Center	3	Anderson	Isaac Spencer 42
2001	Eastern Ill.	2	Lost 97-71	Semifinals	Nashville, Tenn.	Gaylord Center	3	Anderson	Isaac Spencer 22
2002	Eastern Ill.	6	Won 103-56	Quarterfinals	Murray, Ky.	CFSB Center	3	Anderson	James Singleton 25
2002	Morehead St.	2	Won 89-75	Semifinals	Louisville, Ky.	Ky. Int. Conv. Center	3	Anderson	Justine Burdine 26
2002	Tenn. Tech	1	Won 70-69	Championship	Louisville, Ky.	Ky. Int. Conv. Center	3	Anderson	Justine Burdine 24
2003	Eastern Ill.	5	Won 74-63	Quarterfinals	Murray, Ky.	CFSB Center	4	Anderson	Cuthbert Victor 21
2003	Austin Peay	1	Lost 59-58	Semifinals	Nashville, Tenn.	Gaylord Center	4	Anderson	Cuthbert Victor 22
2004	Tenn. Tech	7	Won 92-75	Quarterfinals	Murray, Ky.	CFSB Center	2	Cronin	Chris Shumate 17
2004	Morehead St.	3	Won 94-72	Semifinals	Nashville, Tenn.	Municipal Auditorium	2	Cronin	Chris Shumate 15
2004	Austin Peay	1	Won 66-60	Championship	Nashville, Tenn.	Municipal Auditorium	2	Cronin	Cuthbert Victor 13
2005	SE Missouri	6	Lost 61-58	Quarterfinals	Murray, Ky.	CFSB Center	3	Cronin	Shawn Witherspoon 15
2006	UT Martin	8	Won 65-52	Quarterfinals	Murray, Ky.	CFSB Center	1	Cronin	Darnell Hopkins 20
2006	Jacksonville St.	4	Won 69-60	Semifinals	Nashville, Tenn.	Gaylord Center	1	Cronin	Witherspoon/Griffith 14
2006	Samford	2	Won 74-57	Championship	Nashville, Tenn.	Gaylord Center	1	Cronin	Trey Pearson 15
2007	Samford	5	Lost 70-60	Quarterfinals	Murray, Ky.	CFSB Center	4	Kennedy	Ed Horton 16
2008	Tenn. Tech	7	Won 77-74	Quarterfinals	Murray, Ky.	CFSB Center	2	Kennedy	Bruce Carter 24
2008	Tenn. State	6	Lost 83-75	Semifinals	Nashville, Tenn.	Municipal Auditorium	2	Kennedy	Ray George 25
2009	*Tenn. State	6	Won 88-74	Quarterfinals	Murray, Ky.	CFSB Center	3	Kennedy	Ivan Aska 17
2009	Austin Peay	2	Lost 67-50	Semifinals	Nashville, Tenn.	Somet Center	3	Kennedy	Danero Thomas 19
2010	Tenn. State	8	Won 84-51	Quarterfinals	Murray, Ky.	CFSB Center	1	Kennedy	Ivan Aska 17
2010	Eastern Ill.	4	Won 55-51	Semifinals	Nashville, Tenn.	Bridgestone Arena	1	Kennedy	Tony Easley 14
2010	Morehead St.	2	Won 62-51	Championship	Nashville, Tenn.	Bridgestone Arena	1	Kennedy	Isaiah Canaan 16
2011	Tenn. Tech	4	Lost 64-59	Semifinals	Nashville, Tenn.	Municipal Auditorium	1	Kennedy	Canaan/Poole 14
2012	Tenn. Tech	4	Won 78-58	Semifinals	Nashville, Tenn.	Municipal Auditorium	1	Prohm	Donte Poole 25
2012	Tenn. State	2	Won 54-52	Championship	Nashville, Tenn.	Municipal Auditorium	1	Prohm	
2013	Eastern Ky.	3	Won 81-73	Semifinals	Nashville, Tenn.	Municipal Auditorium	2	Prohm	Isaiah Canaan 29
2013	Belmont	1	Lost 70-68	Championship	Nashville, Tenn.	Municipal Auditorium	2	Prohm	Stacy Wilson 23
2014	Eastern Ky.	3	Lost 86-83	Semifinals	Nashville, Tenn.	Municipal Auditorium	2	Prohm	Cameron Payne 24
2015	Morehead	5	Won 80-77	Semifinals	Nashville, Tenn.	Municipal Auditorium	1	Prohm	Cameron Payne 25
2015	Belmont	3	Lost 84-83	Championship	Nashville, Tenn.	Municipal Auditorium	1	Prohm	T.J. Sapp 28
2016	Eastern Illinois	7	Won 78-62	1st Round	Nashville, Tenn.	Municipal Auditorium	6	McMahon	Wayne Langston 22
2016	Morehead	3	Lost 75-66	Quarterfinals	Nashville, Tenn.	Municipal Auditorium	6	McMahon	Bryce Jones 24
2017	Tenn. Tech	6	Won 85-84	1st Round	Nashville, Tenn.	Municipal Auditorium	7	McMahon	Jonathan Stark 41
2017	Morehead	3	Won 75-69	Quarterfinals	Nashville, Tenn.	Municipal Auditorium	7	McMahon	Jonathan Stark 37
2017	UT Martin	2	Lost 73-66	Semifinals	Nashville, Tenn.	Municipal Auditorium	7	McMahon	Terrell Miller 17

OVC TOURNAMENT HISTORY - GAME LIST

Year	Opponent	Seed	W/L	Score		Round	City	Venue	MSU Seed	Coach	MSU High Scorer	
2018	Jacksonville St	4	Won	70-63		Semifinals	Evansville, Ind.	Ford Center	1	McMahon	Jonathan Stark	22
2018	Belmont	2	Won	68-51		Championship	Evansville, Ind.	Ford Center	1	McMahon	Jonathan Stark	24
2019	Jacksonville St	3	Won	76-74		Semifinals	Evansville, Ind.	Ford Center	2	McMahon	Ja Morant	29
2019	Belmont	1	Won	77-65		Championship	Evansville, Ind.	Ford Center	2	McMahon	Ja Morant	36
2020	Austin Peay	3	Won	73-61		Semifinals	Evansville, Ind.	Ford Center	2	McMahon	Tevin Brown	24
2020	Belmont	1	Lost	76-75		Championship	Evansville, Ind.	Ford Center	2	McMahon	Tevin Brown	17
2021	Jacksonville St.	4	Lost	68-65	OT	Quarterfinals	Evansville, Ind.	Ford Center	5	McMahon	Tevin Brown	24
2022	SE Missouri	4	Won	88-74		Semifinals	Evansville, Ind.	Ford Center	1	McMahon	KJ Williams	29
2022	Morehead St.	3	Won	71-67		Championship	Evansville, Ind.	Ford Center	1	McMahon	Tevin Brown	23

OVC TOURNAMENT RESULTS & RECORDS

MSU VS APSU OVC TOURNAMENT

Year	Opponent	Seed	W/L	Score	Round	City	Venue	MSU Seed
1967	Austin Peay		Won	77-68	Quarter	Nashville, Tenn.	Municipal Auditorium	
1976	Austin Peay		Lost	82-71	Quarter	Bowling Green, Ky.	Diddle Arena	
1977	Austin Peay		Lost	82-75	Semi	Clarksville, Tenn.	Dunn Center	
1986	Austin Peay	5	Won	78-66	Quarter	Akron, Ohio	James Rhodes Arena	4
1988	Austin Peay	3	Won	73-70	Champ	Murray, Ky.	Racer Arena	1
1989	Austin Peay	3	Lost	74-65	Semi	Nashville, Tenn.	Municipal Auditorium	2
1990	Austin Peay	7	Won	68-67	Semi	Murray, Ky.	Racer Arena	1
1993	Austin Peay	6	Won	82-66	Quarter	Lexington, Ky.	Rupp Arena	3
1995	Austin Peay	5	Won	92-84	Champ	Nashville, Tenn.	Municipal Auditorium	2
1996	Austin Peay	3	Lost	70-68	Champ	Nashville, Tenn.	Municipal Auditorium	1
1997	Austin Peay	1	Won	88-85	OT Champ	Nashville, Tenn.	Gaylord Center	2
1998	Austin Peay	4	Won	81-56	Semi	Nashville, Tenn.	Gaylord Center	1
2003	Austin Peay	1	Lost	59-58	OT Semi	Nashville, Tenn.	Gaylord Center	4
2004	Austin Peay	1	Won	66-60	Champ	Nashville, Tenn.	Municipal Auditorium	2
2009	Austin Peay	2	Lost	67-50	Semi	Nashville, Tenn.	Somet Center	3
2020	Austin Peay	3	Won	73-61	Semi	Evansville, Ind.	Ford Center	2

MSU VS BEL OVC TOURNAMENT

Year	Opponent	Seed	W/L	Score	Round	City	Venue	MSU Seed
2013	Belmont	1	Lost	70-68	OT Champ	Nashville, Tenn.	Municipal Auditorium	2
2015	Belmont	3	Lost	84-83	Champ	Nashville, Tenn.	Municipal Auditorium	1
2018	Belmont	2	Won	68-51	Champ	Evansville, Ind.	Ford Center	1
2019	Belmont	1	Won	77-65	Champ	Evansville, Ind.	Ford Center	2
2020	Belmont	1	Lost	76-75	Champ	Evansville, Ind.	Ford Center	2

MSU VS EIU OVC TOURNAMENT

Year	Opponent	Seed	W/L	Score	Round	City	Venue	MSU Seed
2000	Eastern Ill.	2	Won	89-70	Semi	Nashville, Tenn.	Gaylord Center	1
2001	Eastern Ill.	2	Lost	97-71	Semi	Nashville, Tenn.	Gaylord Center	3
2002	Eastern Ill.	6	Won	103-56	Quarter	Louisville, Ky.	Ky. Int. Conv. Center	3
2003	Eastern Ill.	5	Won	74-63	Quarter	Nashville, Tenn.	Gaylord Center	4
2010	Eastern Ill.	4	Won	55-51	Semi	Nashville, Tenn.	Bridgestone Arena	1
2016	Eastern Ill.	7	Won	78-62	1st Rd	Nashville, Tenn.	Municipal Auditorium	6

MSU VS EKV OVC TOURNAMENT

Year	Opponent	Seed	W/L	Score	Round	City	Venue	MSU Seed
1949	Eastern Ky.		Lost	73-41	Quarter	Louisville, Ky.	Louisville Gardens	
1951	Eastern Ky.		Won	92-60	Champ	Louisville, Ky.	Louisville Gardens	
1952	Eastern Ky.		Won	69-59	Semi	Louisville, Ky.	Louisville Gardens	
1953	Eastern Ky.		Lost	52-43	Semi	Louisville, Ky.	Louisville Gardens	
1955	Eastern Ky.		Lost	76-59	Champ	Louisville, Ky.	Louisville Gardens	
1965	Eastern Ky.		Lost	79-73	Semi	Louisville, Ky.	Louisville Gardens	
1987	Eastern Ky.	3	Lost	89-75	Quarter	Murfreesboro, Tenn.	Murphy Center	6
1988	Eastern Ky.	4	Won	76-60	Semi	Murray, Ky.	Racer Arena	1
1990	Eastern Ky.	4	Won	64-67	Champ	Murray, Ky.	Racer Arena	1
1992	Eastern Ky.	2	Won	81-60	Champ	Lexington, Ky.	Rupp Arena	1
1993	Eastern Ky.	2	Won	74-73	Semi	Lexington, Ky.	Rupp Arena	3
1995	Eastern Ky.	6	Won	78-72	Semi	Nashville, Tenn.	Municipal Auditorium	2
2013	Eastern Ky.	3	Won	81-73	Semi	Nashville, Tenn.	Municipal Auditorium	2
2014	Eastern Ky.	3	Lost	86-83	Semi	Nashville, Tenn.	Municipal Auditorium	2

MSU VS JSU OVC TOURNAMENT

Year	Opponent	Seed	W/L	Score	Round	City	Venue	MSU Seed
2006	Jacksonville St.	4	Won	69-60	Semi	Nashville, Tenn.	Gaylord Center	1
2018	Jacksonville St.	4	Won	70-63	Semi	Evansville, Ind.	Ford Center	1
2019	Jacksonville St.	3	Won	76-74	Semi	Evansville, Ind.	Ford Center	2
2020	Jacksonville St.	4	Lost	68-65	OT Quarter	Evansville, Ind.	Ford Center	5

MSU VS MOR OVC TOURNAMENT

Year	Opponent	Seed	W/L	Score	Round	City	Venue	MSU Seed
1950	Morehead St.		Won	75-60	Quarter	Louisville, Ky.	Louisville Gardens	
1964	Morehead St.		Won	89-82	Quarter	Louisville, Ky.	Louisville Gardens	
1980	Morehead St.		Won	77-74	OT Semi	Bowling Green, Ky.	Diddle Arena	
1984	Morehead St.		Lost	80-64	Semi	Morehead, Ky.	Johnson Arena	
1991	Morehead St.	6	Won	89-61	Semi	Murray, Ky.	Racer Arena	1
1992	Morehead St.	6	Won	109-77	Semi	Lexington, Ky.	Rupp Arena	1
1994	Morehead St.	5	Won	104-86	Semi	Nashville, Tenn.	Municipal Auditorium	1
1999	Morehead St.	5	Won	92-68	Semi	Nashville, Tenn.	Gaylord Center	1
2002	Morehead St.	2	Won	89-75	Semi	Louisville, Ky.	Ky. Int. Conv. Center	3
2004	Morehead St.	3	Won	94-72	Semi	Nashville, Tenn.	Municipal Auditorium	2
2010	Morehead St.	2	Won	62-51	Champ	Nashville, Tenn.	Bridgestone Arena	1
2015	Morehead St.	5	Won	80-77	Semi	Nashville, Tenn.	Municipal Auditorium	1
2016	Morehead St.	3	Lost	75-66	Quarter	Nashville, Tenn.	Municipal Auditorium	6
2017	Morehead St.	3	Won	75-69	Quarter	Nashville, Tenn.	Municipal Auditorium	7
2022	Morehead St.	3	Won	71-67	Champ	Evansville, Ind.	Ford Center	1

OVC TOURNAMENT TEAM RECORDS (as of 2022)

Team	Joined	Record	Pct	Titles
Murray State	1948	72-39	.648	17
Austin Peay	1962	45-37	.548	4
Morehead State	1948	36-45	.444	5
Tennessee Tech	1949	25-44	.352	1
Tennessee State	1986	13-27	.325	2
SE Missouri	1991	11-15	.423	1
Eastern Illinois	1996	8-16	.333	1
Belmont	2012	12-6	.666	3
UT Martin	1992	5-12	.294	0
SIUE	2012	0-5	.000	0

FORMER MEMBERS

Team	Period	Record	Pct	Titles
Akron	1978-87	4-2	.667	1
ETSU	1957-78	3-6	.500	0
Evansville	1948-52	1-4	.250	0
Eastern Ky.	1948-21	40-36	.526	5
Jacksonville St.	2004-21	8-8	.500	0
Louisville	1948-50	2-1	.667	0
Marshall	1949-52	2-4	.500	0
Middle Tenn.	1952-00	23-24	.467	5
Samford	2003-08	3-5	.600	0
Western Ky.	1948-82	34-7	.829	10
Youngstown	1980-88	3-5	.600	0

MSU RECORDS IN THE OVC TOURNAMENT

Overall	74-39	.654
Championship	18-12	.600
Semifinals	30-16	.652
Semi & Finals Combined	48-28	.631
At Ford Center	7-2	.777
At Bridgestone Arena	10-4	.714
At Municipal Auditorium	13-9	.590
Louisville Convention Center	2-0	1.000
Rupp Arena	3-1	.667
Racer Arena	6-1	.857
Other Venues	9-13	.692

MSU SEEDING HISTORY

Year	Site	Seed	Finish
1986	Akron	No. 4	Semi
1987	Murfreesboro	No. 6	Quarter
1988	Murray	No. 1	Champ
1989	Nashville	No. 2	Semi
1990	Murray	No. 1	Champ
1991	Murray	No. 1	Champ
1992	Lexington	No. 1	Champ
1993	Lexington	No. 3	2nd
1994	Nashville	No. 1	2nd
1995	Nashville	No. 2	Champ
1996	Nashville	No. 1	2nd
1997	Nashville	No. 2	Champ
1998	Nashville	No. 1	Champ
1999	Nashville	No. 1	Champ
2000	Nashville	No. 1	2nd
2001	Nashville	No. 3	Semi
2002	Louisville	No. 3	Champ
2003	Nashville	No. 4	Semi
2004	Nashville	No. 2	Champ
2005	Nashville	No. 3	Quarter
2006	Nashville	No. 1	Champ
2007	Nashville	No. 1	Quarter
2008	Nashville	No. 1	Semi
2009	Nashville	No. 3	Semi
2010	Nashville	No. 1	Champ
2011	Nashville	No. 1	Semi
2012	Nashville	No. 1	Champ
2013	Nashville	No. 2	2nd
2014	Nashville	No. 2	Semi
2015	Nashville	No. 1	2nd
2016	Nashville	No. 6	Quarter
2017	Nashville	No. 7	Semi
2018	Evansville	No. 1	Champ
2019	Evansville	No. 2	Champ
2020	Evansville	No. 2	2nd
2021	Evansville	No. 5	Quarter
2022	Evansville	No. 1	Champ

OVC TOURNAMENT RESULTS & RECORDS

MSU VS SEMO OVC TOURNAMENT

Year	Opponent	Seed	W/L	Score	Round	City	Venue	MSU Seed
1999	SE Missouri	2	Won	62-61	Champ	Nashville, Tenn.	Gaylord Center	1
2000	SE Missouri	5	Lost	67-56	Champ	Nashville, Tenn.	Gaylord Center	1
2005	SE Missouri	6	Lost	61-58	Quarter	Nashville, Tenn.	Gaylord Center	3
2022	SE Missouri	4	Won	88-74	Semi	Evansville, Ind.	Ford Center	1

MSU VS TSU OVC TOURNAMENT

Year	Opponent	Seed	W/L	Score	Round	City	Venue	MSU Seed
1989	Tenn. State	6	Won	90-71	Quarter	Nashville, Tenn.	Municipal Auditorium	2
1993	Tenn. State	1	Lost	82-68	Champ	Lexington, Ky.	Rupp Arena	3
1994	Tenn. State	2	Lost	73-72	Champ	Nashville, Tenn.	Municipal Auditorium	1
1997	Tenn. State	7	Won	76-63	Quarter	Nashville, Tenn.	Gaylord Center	2
1998	Tenn. State	7	Won	92-69	Champ	Nashville, Tenn.	Gaylord Center	1
2000	Tenn. State	6	Won	83-58	Quarter	Nashville, Tenn.	Gaylord Center	1
2001	Tenn. State	6	Won	114-100	Quarter	Murray, Ky.	Gaylord Center	3
2008	Tenn. State	6	Lost	83-75	Semi	Nashville, Tenn.	Municipal Auditorium	2
2009	Tenn. State	6	Won	88-74	Quarter	Nashville, Tenn.	Somet Center	3
2010	Tenn. State	8	Won	84-51	Quarter	Nashville, Tenn.	Bridgestone Arena	1
2012	Tenn. State	2	Won	54-52	Champ	Nashville, Tenn.	Municipal Auditorium	1

MSU VS TTU OVC TOURNAMENT

Year	Opponent	Seed	W/L	Score	Round	City	Venue	MSU Seed	
1951	Tenn. Tech		Won	56-46	Quarter	Louisville, Ky.	Louisville Gardens		
1952	Tenn. Tech		Won	61-69	OT	Quarter	Louisville, Ky.	Louisville Gardens	
1964	Tenn. Tech		Won	79-75	OT	Champ	Louisville, Ky.	Louisville Gardens	
1967	Tenn. Tech		Lost	67-60	Champ	Nashville, Tenn.	Municipal Auditorium		
1996	Tenn. Tech	5	Won	85-71	Semi	Nashville, Tenn.	Municipal Auditorium	1	
1998	Tenn. Tech	8	Won	84-63	Quarter	Nashville, Tenn.	Gaylord Center	1	
1999	Tenn. Tech	8	Won	96-61	Quarter	Nashville, Tenn.	Gaylord Center	1	
2002	Tenn. Tech	1	Won	70-69	Champ	Louisville, Ky.	Ky. Int. Conv. Center	3	
2004	Tenn. Tech	7	Won	92-75	Quarter	Nashville, Tenn.	Municipal Auditorium	2	
2008	Tenn. Tech	7	Won	77-74	Quarter	Nashville, Tenn.	Municipal Auditorium	2	
2011	Tenn. Tech	4	Lost	64-59	Semi	Nashville, Tenn.	Municipal Auditorium	1	
2012	Tenn. Tech	4	Won	78-58	Semi	Nashville, Tenn.	Municipal Auditorium	1	
2017	Tenn. Tech	6	Won	85-84	2OT	1st Rd	Nashville, Tenn.	Municipal Auditorium	7

MSU VS UTM OVC TOURNAMENT

Year	Opponent	Seed	W/L	Score	Round	City	Venue	MSU Seed
2006	UT Martin	8	Won	65-52	Quarter	Nashville, Tenn.	Gaylord Center	1
2017	UT Martin	2	Lost	73-66	Semi	Nashville, Tenn.	Municipal Auditorium	7

MSU CHAMPIONSHIP GAME

Year	Opponent	Seed	W/L	Score	Round	City	Venue	MSU Seed	
1951	Eastern Ky.	--	Won	92-60	Champ	Louisville, Ky.	Louisville Gardens	--	
1952	Western Ky.	--	Lost	47-45	Champ	Louisville, Ky.	Louisville Gardens	--	
1955	Eastern Ky.		Lost	76-59	Champ	Louisville, Ky.	Louisville Gardens		
1964	Western Ky.		Won	77-68	Champ	Louisville, Ky.	Louisville Gardens	--	
1967	Tenn. Tech		Lost	67-60	Champ	Nashville, Tenn.	Municipal Auditorium		
1980	Western Ky.	1	Lost	54-51	Champ	Bowling Green, Ky.	Diddle Arena	2	
1981	Western Ky.	1	Lost	71-67	Champ	Bowling Green, Ky.	Diddle Arena	2	
1988	Austin Peay	3	Won	73-70	Champ	Murray, Ky.	Racer Arena	1	
1990	Eastern Ky.	4	Won	64-57	Champ	Murray, Ky.	Racer Arena	1	
1991	Middle Tenn.	5	Won	79-67	Champ	Murray, Ky.	Racer Arena	1	
1992	Eastern Ky.	2	Won	81-60	Champ	Lexington, Ky.	Rupp Arena	1	
1993	Tenn. State	1	Lost	82-68	Champ	Lexington, Ky.	Rupp Arena	3	
1994	Tenn. State	2	Lost	73-72	Champ	Nashville, Tenn.	Municipal Auditorium	1	
1995	Austin Peay	5	Won	92-84	Champ	Nashville, Tenn.	Municipal Auditorium	2	
1996	Austin Peay	3	Lost	70-68	Champ	Nashville, Tenn.	Municipal Auditorium	1	
1997	Austin Peay	1	Won	88-85	OT	Champ	Nashville, Tenn.	Gaylord Center	2
1998	Tenn. State	7	Won	92-69	Champ	Nashville, Tenn.	Gaylord Center	1	
1999	SE Missouri	2	Won	62-61	Champ	Nashville, Tenn.	Gaylord Center	1	
2000	SE Missouri	5	Lost	67-56	Champ	Nashville, Tenn.	Gaylord Center	1	
2002	Tenn. Tech	1	Won	70-69	Champ	Louisville, Ky.	Ky. Int. Conv. Center	3	
2004	Austin Peay	1	Won	66-60	Champ	Nashville, Tenn.	Municipal Auditorium	2	
2006	Samford	2	Won	74-57	Champ	Nashville, Tenn.	Gaylord Center	1	
2010	Morehead St.	2	Won	62-51	Champ	Nashville, Tenn.	Bridgestone Arena	1	
2012	Tenn. State	2	Won	54-52	Champ	Nashville, Tenn.	Municipal Auditorium	1	
2013	Belmont	1	Lost	70-68	OT	Champ	Nashville, Tenn.	Municipal Auditorium	2
2015	Belmont	3	Lost	88-87	Champ	Nashville, Tenn.	Municipal Auditorium	1	
2018	Belmont	2	Won	68-51	Champ	Evansville, Ind.	Ford Center	1	
2019	Belmont	1	Won	77-65	Champ	Evansville, Ind.	Ford Center	2	
2020	Belmont	1	Lost	76-75	Champ	Evansville, Ind.	Ford Center	2	

MSU ALL-TIME SEMIFINAL GAMES

Year	W/L	Opponent	Score		
1950	Lost	Western Ky.	58-54		
1951	Won	Western Ky.	78-77		
1952	Won	Eastern Ky.	69-59		
1953	Lost	Eastern Ky.	52-43		
1955	Won	Western Ky.	77-72		
1964	Won	Tenn. Tech	79-75		
1965	Lost	Eastern Ky.	79-73		
1967	Won	Western Ky.	83-75		
1977	4	Lost	1	Austin Peay	82-75
1980	2	Won	3	Morehead St.	OT
1981	2	Won	3	Middle Tenn.	OT
1982	2	Lost	3	Middle Tenn.	OT
1983	1	Lost	4	Akron	65-61
1984	4	Lost	1	Morehead St.	80-64
1986	4	Lost	2	Middle Tenn.	85-81
1988	1	Won	4	Eastern Ky.	76-60
1989	2	Lost	3	Austin Peay	74-65
1990	1	Won	7	Austin Peay	68-67
1991	1	Won	6	Morehead St.	89-61
1992	1	Won	6	Morehead St.	109-77
1993	3	Won	2	Eastern Ky.	74-73
1994	1	Won	5	Morehead St.	104-86
1995	2	Won	6	Eastern Ky.	78-72
1996	1	Won	5	Tenn Tech	85-71
1997	2	Won	3	Middle Tenn.	74-48
1998	1	Won	4	Austin Peay	81-56
1999	1	Won	5	Morehead St.	92-69
2000	1	Won	4	Eastern Ill.	89-70
2001	3	Lost	2	Eastern Ill.	97-71
2002	3	Won	2	Morehead St.	89-75
2003	4	Lost	1	Austin Peay	OT
2004	2	Won	3	Morehead St.	94-72
2006	1	Won	4	Jacksonville St.	69-60
2008	2	Lost	6	Tennessee St.	75-83
2009	2	Lost	3	Austin Peay	50-67
2010	1	Won	4	Eastern Illinois	55-51
2011	1	Lost	4	Tenn. Tech	59-64
2012	1	Won	4	Tenn. Tech	78-58
2013	2	Won	3	Eastern Ky.	81-73
2014	2	Lost	1	Eastern Ky.	86-84
2015	1	Won	5	Morehead St.	80-70
2017	7	Lost	2	UT Martin	67-73
2018	1	Won	2	Belmont	68-51
2019	2	Won	3	Jacksonville St.	76-73
2020	1	Won	3	Austin Peay	73-61
2022	1	Won	4	SE Missouri	88-74

OVC TOURNAMENT RECORDS - MSU INDIVIDUAL SINGLE GAME (1976-2022)

Scoring Player	Total	Opp	Date
Isaac Spencer	42	TSU	02-27-01
Jonathan Stark	41	TTU	03-01-17
Jonathan Stark	37	MOR	03-02-17
Garrett Beshear	37	EKU	02-24-51
Ja Morant	36	BEL	03-09-19
KJ Williams	29	SEMO	03-04-22
Ja Morant	29	JSU	03-08-19
Isaiah Canaan	29	EKU	03-08-13
T.J. Sapp	28	BEL	03-07-15
Chad Townsend	28	APSU	03-01-97
Marcus Brown	28	APSU	03-04-95
Jeff Martin	27	TSU	03-04-89
Jeff Martin	27	TSU	03-02-87
Lamont Sleets	27	MTSU	03-06-81
Tevin Brown	26	SEMO	03-04-22
Justin Burdine	26	MOR	03-01-02
Cameron Payne	25	MOR	03-06-15
Isacc Spencer	25	SEMO	03-05-00
Donte Poole	25	TTU	02-02-12
Ray George	25	TSU	03-07-08
William Moore	25	APSU	03-04-95
Marcus Brown	25	EKU	03-03-95
Marcus Jones	25	MOR	03-04-94
Maurice Cannon	25	MOR	03-07-92
Popeye Jones	25	EKU	03-08-90
Tevin Brown	24	JSU	03-04-21
Tevin Brown	24	APSU	03-06-20
Bryce Jones	24	MOR	03-03-16
Cameron Payne	24	EKU	03-07-14
Bruce Carter	24	TTU	03-05-08
Justin Burdine	24	TTU	03-02-02
Aubrey Reese	24	TSU	02-29-00
Popeye Jones	24	APSU	03-07-90
KJ Williams	12	JSU	03-04-21
Tevin Brown	23	MOR	03-05-22
Stacy Wilson	23	BEL	03-09-13
Isaac Spencer	23	EIU	03-04-00
Duane Virgil	23	MOR	02-27-99
Vincent Rainey	23	APSU	03-03-96
Don Mann	23	APSU	03-04-86
Jonathan Stark	22	JSU	03-02-18
Wayne Langston	22	EIU	03-02-16
Isaiah Canaan	22	BEL	03-09-15
Cuthbert Victor	22	APSU	03-07-03
Isaac Spencer	22	EIU	03-02-01
Ray Cunningham	22	TSU	02-29-00
Popeye Jones	22	EKU	03-08-92
Jeff Martin	22	APSU	03-12-88
Jeff Martin	22	EKU	03-02-87
Jeff Martin	22	APSU	03-04-86
Craig Talley	22	MOR	03-09-84
Howie Crittenden	22	EKU	02-26-55
Justice Hill	21	MOR	03-05-22
Jeffery Moss	21	MOR	03-03-16
Danero Thomas	21	TSU	03-07-08
Popeye Jones	21	MTSU	03-07-91
Vada Martin	21	MTSU	02-28-85
Lamont Sleets	21	WKU	03-07-81
Lamont Sleets	21	WKU	03-07-81
Cameron Payne	20	BEL	03-07-15
Isacc Spencer	20	TSU	03-01-98
Cedric Gumm	20	EKU	03-08-92
Marcus Jones	20	TSU	03-05-94
Toney Ford	20	EKU	03-02-87
Garu Hooker	20	MOR	02-28-80

Field Goals Player	Total	Opp	Date
Jonathan Stark	15	TTU	03-01-17
Isaac Spencer	15	TSU	02-27-01
Garrett Beshear	14	EKU	02-24-51
Ja Morant	13	BEL	03-09-19
Jonathan Stark	11	MOR	03-02-17
KJ Williams	10	SEMO	03-04-22
KJ Williams	10	JSU	03-04-21
Jonathan Stark	10	BEL	03-03-18
Wayne Langston	10	EIU	03-02-16
T.J. Sapp	10	BEL	03-07-15
Isaiah Canaan	10	EKU	03-08-13

Bruce Carter	10	TTU	03-05-08
Cuthbert Victor	10	APSU	03-06-04
Justin Burdine	10	TTU	03-02-02
Isaac Spencer	10	EIU	03-04-00
Vincent Rainey	10	APSU	03-02-96
Marcus Jones	10	MOR	03-04-94
Popeye Jones	10	EKU	03-08-92
Popeye Jones	10	MTSU	03-07-91
Popeye Jones	10	APSU	03-07-90
Don Mann	10	APSU	03-04-86
Vada Martin	10	MTSU	02-28-85

Field Goals Attempted			
Player	Total	Opp	Date
Jonathan Stark	40	TTU	03-01-17
Tevin Brown	25	BEL	03-09-19
Jonathan Stark	25	MOR	03-02-17
Cameron Payne	22	BEL	03-07-15
Lamont Sleets	22	WKU	03-07-81
Jonathan Stark	21	JSU	03-02-18
Jeffery Moss	21	MOR	03-03-16
Justin Burdine	21	TTU	03-02-02
Isaac Spencer	21	EIU	03-02-01
Isaac Spencer	21	EIU	03-04-00
Cameron Payne	20	MOR	03-06-15
Victor Jordan	20	APSU	03-01-76
Justice Hill	19	MOR	03-05-22
KJ Williams	19	JSU	03-04-21
Isaiah Canaan	19	EKU	03-08-13
Tevin Brown	18	MOR	03-05-22
Tevin Brown	18	JSU	03-04-21
Isaiah Canaan	18	BEL	03-09-13
Justin Burdine	18	MOR	03-01-02
Aubrey Reese	18	EIU	03-04-00
Grover Woolard	18	APSU	03-01-76
Tevin Brown	17	SEMO	03-04-22
T.J. Sapp	17	BEL	03-07-15
Isaac Spencer	17	TSU	02-27-01
Isaac Spencer	17	EIU	03-04-00
Aubrey Reese	17	SEMO	02-28-99
Chuck Glass	17	MTSU	03-07-87
Lamont Sleets	17	WKU	03-01-80
Lamont Sleets	17	MTSU	03-06-81
KJ Williams	16	SEMO	03-04-22
Tevin Brown	16	APSU	03-06-20
Terrell Miller	16	UTM	03-03-17
Cuthbert Victor	16	APSU	03-07-03
Ray Cunningham	16	TSU	02-29-00
Jesse Williams	16	APSU	03-01-76
Jarvis Williams	15	MOR	03-06-15
Isacc Miles	15	APSU	03-06-09
Danero Thomas	15	APSU	03-06-09
Aubrey Reese	15	TSU	02-29-00
Zach Blasingame	15	APSU	03-01-76
Ja Morant	14	JSU	03-08-19
Cameron Payne	14	EKU	03-07-14
Jeffery Moss	14	EKU	03-07-14
Wayne Langston	14	EIU	03-02-16
Donte Poole	14	TTU	02-02-12
Trey Pearson	14	SEMO	03-01-05
Isaac Spencer	14	SEMO	02-28-99
Jeff Martin	14	APSU	03-04-86
Gary Hooker	14	MOR	02-28-80
Glen Green	14	MTSU	03-05-82

Field Goal Percentage (Minimum of 9 Attempts)				
Player	M-A	Pct	Opp	Date
Cuthbert Victor	7-7	1.000	MOR	03-05-04
Don Mann	10-11	.909	APSU	03-04-86
Isaac Spencer	15-17	.882	TSU	02-27-01
Duane Virgil	9-11	.818	MOR	02-27-99
Cuthbert Victor	8-10	.800	EIU	03-04-03
Isaac Spencer	8-10	.800	TTU	02-23-99
Danero Thomas	7-9	.777	TSU	03-07-08
Vada Martin	10-13	.769	MTSU	02-28-85
Stacy Wilson	9-12	.750	BEL	03-09-13
Shawn Witherspoon	6-8	.750	SEMO	03-01-05
Antoine Whelchel	8-11	.727	EIU	03-02-01
Lamont Sleets	8-11	.727	MOR	03-09-84
Wayne Langston	10-14	.714	EIU	03-02-16
Isaac Spencer	7-10	.700	MOR	02-27-99

Rod Murray	8-12	.666	TTU	02-23-99
Ja Morant	9-14	.642	JSU	03-08-19
Donte Poole	9-14	.642	TTU	02-02-12
Bryce Jones	7-11	.636	MOR	03-03-16
KJ Williams	10-16	.625	SEMO	03-04-22
Ray George	8-13	.615	TSU	03-07-08
Stacy Wilson	6-10	.600	EKU	03-08-13
Rod Murray	3-5	.600	EIU	03-04-00
Jerry Smith	6-10	.600	MTSU	03-06-81

3 Point Field Goals			
Player	Total	Opp	Date
Jonathan Stark	7	MOR	03-02-17
Jonathan Stark	6	TTU	03-01-17
Jeffery Moss	5	MOR	03-03-16
Stacy Wilson	5	BEL	03-09-13
Chris Shumate	5	TTU	03-02-04
Toney Ford	5	EKU	03-02-87
KJ Williams	4	SEMO	03-04-22
Jonathan Stark	4	JSU	03-02-18
Terrell Miller	4	JSU	03-02-18
Justin Seymour	4	EIU	03-02-16
Cameron Payne	4	BEL	03-07-15
T.J. Sapp	4	BEL	03-07-15
Chris Shumate	4	TSU	02-27-01

3 Point Field Attempted			
Player	Total	Opp	Date
Jeffery Moss	15	MOR	03-03-16
Jonathan Stark	13	MOR	03-02-17
Jonathan Stark	12	TTU	03-01-17
Jonathan Stark	12	JSU	03-02-18
Cameron Payne	12	BEL	03-07-15
Tevin Brown	11	MOR	03-05-22
Tevin Brown	10	JSU	03-08-19
T.J. Sapp	10	BEL	03-07-15
Cameron Payne	10	EKU	03-08-13
Isaiah Canaan	10	BEL	03-09-13
Rick Jones	10	APSU	03-07-03

3 Point Field Goal Percentage (4 or more att)				
Player	M-A	Pct	Opp	Date
Terrell Miller	4-4	1.000	JSU	03-02-18
Aubrey Reese	3-4	.750	TTU	02-23-99
Stacy Wilson	5-7	.714	BEL	03-09-13
KJ Williams	4-6	.666	SEMO	03-04-22
Isaiah Canaan	3-5	.600	MOR	03-06-10
Shawn Witherspoon	3-5	.600	SEMO	03-01-05
Mike Turner	3-5	.600	EIU	03-04-00
Justin Seymour	4-7	.571	EIU	03-02-16
Chris Shumate	4-7	.571	TSU	02-27-01
Chris Shumate	5-9	.555	TTU	03-02-04
Jonathan Stark	7-13	.538	MOR	03-02-17
Tevin Brown	3-6	.500	APSU	03-06-20
Terrell Miller	3-6	.500	UTM	03-03-17
Jonathan Stark	6-12	.500	TTU	03-01-17
Dexter Fields	2-4	.500	BEL	03-09-13
Cuthbert Victor	2-4	.500	MOR	03-01-02
Antoine Whelchel	2-4	.500	EIU	03-02-01
Justin Burdine	2-4	.500	EIU	03-02-01
Justin Burdine	2-4	.500	MOR	02-27-99

Free Throws Made			
Player	Total	Opp	Date
Isaac Spencer	12	TSU	02-27-01
Craig Talley	12	MOR	03-09-84
Ja Morant	10	JSU	03-08-19
Cameron Payne	10	EKU	03-07-14
Isaac Spencer	10	SEMO	03-05-00
Don Mann	10	MTSU	03-07-86
Bryce Jones	9	MOR	03-03-16
Lamont Sleets	9	MTSU	03-06-81

Free Throws Attempted			
Player	Total	Opp	Date
Isaac Spencer	16	TSU	02-27-01
Ja Morant	15	JSU	03-08-19
Lamont Sleets	14	MOR	02-28-80
Don Mann	12	MTSU	3-07-86
Craig Talley	13	MOR	03-09-84
Isaac Spencer	11	SEMO	03-05-00

OVC TOURNAMENT RECORDS - MSU INDIVIDUAL SINGLE GAME (1976-2022)

Cameron Payne	10	EKU	03-07-14
Aubrey Reese	10	TSU	02-29-00
Tevin Brown	9	JSU	03-04-21
Lamont Sleet	9	MTSU	03-06-81
Isaac Spencer	9	EIU	03-02-01

Free Throw Percentage (Minimum 6 attempts)

Player	M-A	Pct	Opp	Date
Cameron Payne	10-10	1.000	EKU	03-07-14
Ja Morant	9-9	1.000	BEL	03-09-19
Danero Thomas	9-9	1.000	APSU	03-06-09
Bryce Jones	9-9	1.000	MOR	03-03-16
Isaiah Canaan	8-8	1.000	BEL	03-09-13
Bryce Jones	6-6	1.000	MOR	03-02-17
T.J. Sapp	6-6	1.000	MOR	03-06-15
Donte Poole	6-6	1.000	TSU	03-03-12
Donte Poole	5-5	1.000	TTU	02-02-12
Cuthbert Victor	5-5	1.000	TSU	02-27-01
Craig Talley	12-13	.923	MOR	03-09-84
Isaac Spencer	10-11	.909	SEMO	03-05-00
Lamont Sleet	9-10	.900	MTSU	03-06-81
Jonathan Stark	8-9	.888	MOR	03-02-17
Bryce Jones	7-8	.875	EIU	03-02-16
Isacc Miles	7-8	.875	TTU	03-04-11
Duane Virgil	7-8	.875	SEMO	02-28-99
Isaiah Canaan	6-7	.857	EKU	03-08-13
Tony Easley	6-7	.857	EIU	03-05-10
Jarvis Williams	5-6	.833	EKU	03-07-14
Antoine Whelchel	5-6	.833	MOR	03-05-04
Michael Floyd	5-6	.833	TTU	02-23-99
Don Mann	10-12	.833	MTSU	03-07-86
Lamont Sleet	5-6	.833	WKU	03-01-80

Rebounds

Player	Total	Opp	Date
Terrell Miller	18	JSU	03-02-18
Popeye Jones	18	MTSU	03-07-91
James Singleton	15	APSU	03-07-03
Isaac Spencer	15	TSU	02-27-01
Popeye Jones	15	APSU	03-07-90
S. Witherspoon	14	SAM	03-04-06
Isaac Spencer	14	SEMO	02-28-99
Popeye Jones	14	MOR	03-07-92
Popeye Jones	14	MOR	03-06-91
Jesse Williams	14	APSU	03-01-76
Jonathan Fairell	13	MOR	03-06-15
James Singleton	13	EIU	03-04-03
James Singleton	13	MOR	03-01-02
Gary Hooker	13	MOR	02-28-80
Darnell Cowart	12	JSU	03-08-19
Terrell Miller	12	TTU	03-01-17
Gee McGhee	12	TTU	03-01-17
Bruce Carter	12	TTU	03-05-08
Isaac Spencer	12	MOR	02-27-99
Carl Sias	12	APSU	03-12-88
Jim Gainey	12	EKU	02-26-55
KJ Williams	11	APSU	03-06-20
KJ Williams	11	BEL	03-09-19
Jalen Dupree	11	TTU	03-01-17
Cuthbert Victor	11	APSU	03-07-03
James Singleton	11	TTU	03-02-02
Isacc Spencer	11	TSU	03-01-98
Vincent Rainey	11	APSU	03-02-96
Fran Watrous	11	EKU	02-26-55
KJ Williams	10	MOR	03-05-22
KJ Williams	10	SEMO	03-04-22
Devin Gilmore	10	APSU	03-06-20
Terrell Miller	10	UTM	03-03-17
Jarvis Williams	10	MOR	03-06-15
Antoine Whelchel	10	APSU	03-06-04
William Moore	10	APSU	03-04-95
John Jackson	10	MOR	03-06-91
Popeye Jones	10	EKU	03-08-90
Chris Ogden	10	APSU	03-08-89
Popeye Jones	10	APSU	03-08-89

Assists

Player	Total	Opp	Date
Isacc Miles	11	TSU	03-02-10
Cameron Payne	10	BEL	03-07-15
Isaiah Canaan	10	BEL	03-09-13
Bryce Jones	9	EIU	03-02-16
Ja Morant	8	JSU	03-08-20
Ja Morant	8	JSU	03-02-18
Kevin Thomas	8	TSU	03-07-08
Don Mann	8	APSU	03-08-89
Don Mann	8	EKU	03-02-87
Chuck Glass	8	MTSU	02-28-85
Trey Pearson	7	SEMO	03-01-05
Greg Coble	7	MOR	03-06-91
Don Mann	7	MTSU	03-07-86
Don Mann	7	APSU	03-04-86
Tevin Brown	6	BEL	03-07-20
Chico Carter, Jr.	6	APSU	03-06-20
Bryce Jones	6	MOR	03-03-16
Gee McGhee	6	UTM	03-03-17
Isaiah Canaan	6	EKU	03-08-13
Danero Thomas	6	MOR	03-06-10
Cuthbert Victor	6	MOR	03-05-04
Kevin Paschel	6	TTU	03-02-04
Chad Townsend	6	APSU	03-01-97
Cedric Gumm	6	TSU	03-05-94
Frank Allen	6	EKU	03-08-92
Don Mann	6	APSU	03-12-88

Blocked Shots

Player	Total	Opp	Date
Demond Robinson	6	BEL	03-07-20
Andi Hornig	5	EIU	03-02-01
Antoine Teague	4	TSU	03-06-93
Tony Easley	3	EIU	03-05-10
Tony Easley	3	APSU	03-06-09
Pearson Griffith	3	JSU	03-03-06
James Singleton	3	EIU	03-04-03
Cuthbert Victor	3	MOR	03-01-02
James Singleton	3	MOR	03-01-02
Isaac Spencer	3	TSU	02-29-00
Lawrence Bussell	3	EKU	03-07-93
Antoine Teague	3	MOR	03-04-93
Popeye Jones	3	MTSU	03-07-91
Paul King	3	MTSU	03-07-91
Gary Hooker	3	MOR	02-28-80

Steals

Player	Total	Opp	Date
Shaq Buchanan	4	BEL	03-03-18
Shaq Buchanan	4	JSU	03-02-18
Zay Jackson	4	TTU	02-02-12
Rod Murray	4	TSU	02-29-00
Chuck Glass	4	MTSU	03-07-86
DJ Burns	3	SEMO	03-04-22
Tevin Brown	3	APSU	03-06-20
Jonathan Stark	3	TTU	03-01-17
Demarcus Croaker	3	EIU	03-02-16
Cameron Payne	3	BEL	03-07-15
Cameron Payne	3	MOR	03-06-15
Dexter Fields	3	EKU	03-07-14
Ed Daniel	3	BEL	03-09-13
Donte Poole	3	TSU	03-03-12
Jewuan Long	3	TTU	03-04-11
Danero Thomas	3	EIU	03-05-10
Isacc Miles	3	EIU	03-05-10
Trey Pearson	3	JSU	03-03-06
James Singleton	3	APSU	03-07-03
Kevin Paschel	3	MOR	03-01-02
Justin Burdine	3	MOR	03-01-02
Aubrey Reese	3	TSU	02-29-00
Grover Woolard	3	APSU	03-01-76

OVC TOURNAMENT RECORDS - MSU INDIVIDUAL EVENT TOTAL

Scoring Player	Total	Avg	(Since 1990)	
			Gms	Year
Jonathan Stark	89	29.6	3	2017
Ja Morant	65	32.5	2	2019
Isaac Spencer	64	32.0	2	2001
Deteri Mayes	60	20.0	3	1997
Chad Townsend	59	19.6	3	1997
Vincent Rainey	58	19.3	3	1997
Isaiah Canaan	51	25.5	2	2013
Justin Burdine	50	25.0	2	2002
Tevin Brown	49	24.5	2	2022
Popeye Jones	49	24.9	2	1990
Isaac Spencer	48	24.0	2	2000
Vincent Rainey	48	24.0	2	1996
Marcus Brown	48	24.0	2	1996
Lamont Sleets	48	24.0	2	1981
Terrell Miller, Jr.	46	15.3	3	2017
Jonathan Stark	46	23.0	2	2018
T.J. Sapp	45	22.5	2	2015
Cameron Payne	45	22.5	2	2015
Marcus Jones	45	22.5	2	1994
Marcus Brown	44	22.0	2	1995
Maurice Cannon	44	22.0	2	1992
Cuthbert Victor	43	21.5	2	2003
Jeff Martin	43	21.5	2	1989
Tevin Brown	41	20.5	2	2020
Don Mann	41	20.5	2	1986
Cuthbert Victor	40	13.3	3	2004
Donte Poole	39	19.5	2	2012
Antoine Whelchel	39	13.0	3	2004
Ray George	39	19.5	2	2008
Duane Virgil	39	19.5	2	1999
Popeye Jones	39	18.5	2	1992
Bryce Jones	38	19.0	2	2016
KJ Williams	37	18.5	2	2022
Bruce Carter	37	18.5	2	2008
Tony Bailey	37	12.3	3	1993
Chris Shumate	35	11.7	3	2004
Cedric Gumm	35	11.7	3	1993
Popeye Jones	35	17.5	2	1991
Isaac Spencer	34	17.0	2	1999
Jeff Martin	34	17.0	2	1986
Justin Burdine	33	16.5	2	2001
Darren Dawson	33	11.0	3	1997
Vincent Rainey	33	16.5	2	1995
Marcus Brown	33	11.0	3	1993
Chuck Glass	33	16.5	2	1986
Bryce Jones	32	10.6	3	2017
Isaiah Canaan	32	16.0	2	2012
Justice Hill	31	15.5	2	2022
Kelvin Brown	31	10.3	3	2004
Stacy Wilson	30	20.0	2	2013
Aubrey Reese	30	15.0	2	1999
Greg Coble	30	15.0	2	1991
Gary Hooker	30	15.0	2	1980

Field Goals Made Player	Total	Gms	Year
Ja Morant	22	2	2019
Chad Townsend	22	3	1997
Isaac Spencer	22	2	2001
Deteri Mayes	20	3	1997
Justin Burdine	19	2	2002
Cuthbert Victor	18	3	2004
Vincent Rainey	18	3	1997
Marcus Jones	18	2	1994
Jonathan Stark	17	2	2018
Isaac Spencer	17	2	2000
Maurice Cannon	17	2	1992
Popeye Jones	17	2	1990
Lamont Sleets	17	2	1981
Tevin Brown	16	2	2022
Cameron Payne	16	2	2018
Isaiah Canaan	16	2	2013
Cuthbert Victor	16	2	2003
Vincent Rainey	16	2	1996
Popeye Jones	16	2	1992
Terrell Miller, Jr.	15	3	2017
Stacy Wilson	15	2	2013
Popeye Jones	15	2	1991

Bruce Carter	14	2	2008
Isaac Spencer	14	2	1999
Marcus Brown	14	2	1996
Marcus Brown	14	2	1995
Chuck Glass	14	2	1986
Don Mann	14	2	1986
Greg Coble	14	2	1991
Jarvis Williams	13	2	2015
Ray George	13	2	2008
Duane Virgil	13	2	1999
Vincent Rainey	13	2	1995
Cedric Gumm	13	3	1993
Chris Ogden	13	2	1989
Jeff Martin	13	2	1986
KJ Williams	12	2	2022
Justice Hill	12	2	2022
Wayne Langston	12	2	2016
Donte Poole	12	2	2012
Tevin Brown	12	2	2020
Chris Shumate	12	2	2004
Kelvin Brown	12	2	2004
Antoine Whelchel	12	2	2004
Aubrey Reese	12	2	1999
Jeff Martin	12	2	1989
Gary Hooker	12	2	1980
Isaiah Canaan	11	2	2012
Pearson Griffith	11	2	2006
Tony Bailey	11	3	1993
Justin Burdine	11	2	2001
Terrell Miller, Jr.	10	2	2018
Bryce Jones	10	2	2016
Danero Thomas	10	2	2008
Andi Hornig	10	2	2004
Cuthbert Victor	10	2	2002
Antoine Whelchel	10	2	2002
Darren Dawson	10	3	1997
Vada Martin	10	1	1984

Field Goal Attempts

Player	Total	Gms	Year
Jonathan Stark	76	3	2017
Deteri Mayes	53	3	1997
Vincent Rainey	49	3	1997
Terrell Miller, Jr.	47	3	2017
Jonathan Stark	42	2	2018
Cameron Payne	42	2	2015
Chad Townsend	42	3	1997
Vincent Rainey	42	2	1996
Ja Morant	39	2	2019
Justin Burdine	39	2	2002
Lamont Sleets	39	2	1981
Isaac Spencer	38	2	2001
Isaac Spencer	38	2	1999
Isaiah Canaan	37	2	2013
Marcus Brown	37	2	1996
Aubrey Reese	36	2	1999
Tevin Brown	35	2	2022
Popeye Jones	35	2	1990
Popeye Jones	33	2	1991
Bruce Carter	31	2	2008
Jeff Martin	30	2	1989
T.J. Sapp	29	2	2015
Marcus Jones	29	2	1994
Tevin Brown	28	2	2020
Popeye Jones	28	2	1992
Jeffery Moss	27	2	2016
Chris Shumate	27	3	2004
Aubrey Reese	27	2	1999
Vincent Rainey	27	2	1995
Greg Coble	27	2	1991
Jeff Martin	27	2	1986
Chuck Glass	27	2	1986
Tevin Brown	26	2	2022
Cuthbert Victor	26	2	2003
Isaiah Canaan	25	2	2012
Danero Thomas	25	2	2010
Antoine Whelchel	25	3	2004
Terrell Miller, Jr.	24	2	2018
Antoine Whelchel	24	2	2002
Cedric Gumm	24	3	1993
Justin Burdine	24	2	2001

Isaac Spencer	24	2	1999
Maurice Cannon	24	2	1992
Ja Morant	23	2	2018
Donte Poole	23	2	2012
Cuthbert Victor	23	3	2004
Rick Jones	23	2	2003
Marcus Brown	23	2	1995
Marcus Brown	23	2	1994
Tony Bailey	23	3	1993
KJ Williams	22	2	2022
Stacy Wilson	22	2	2013
Pearson Griffith	22	2	2006
Kelvin Brown	22	3	2004
Chris Ogden	22	2	1989
Bryce Jones	21	3	2017
Jarvis Williams	21	2	2015
Darren Dawson	21	3	1997
Shaq Buchanan	20	2	2019
Isacc Miles	20	2	2011
Danero Thomas	20	2	2008
Duane Virgil	20	2	1999
Ray George	20	2	2008
Marlon Towns	20	2	1999
Paul King	20	2	1991
Paul King	20	2	1989
Don Mann	20	2	1986
Victor Jordan	20	1	1976

Field Goal Percentage (Minimum 12 attempts)

Player	FG-FGA	Pct	G	Year
Andi Hornig	10-12	.833	3	2004
Cuthbert Victor	18-23	.782	3	2004
Vada Martin	10-13	.769	1	1984
KJ Williams	9-12	.750	2	2019
John Jackson	10-14	.714	2	1991
Maurice Cannon	17-24	.708	2	1992
Jerry Smith	12-17	.705	2	1981
Don Mann	14-20	.700	2	1986
Jeffery Moss	9-13	.692	2	2015
Stacy Wilson	15-22	.681	2	2013
Shawn Witherspoon	8-12	.666	2	2006
Ray George	13-20	.650	2	2008
Duane Virgil	13-20	.650	2	1999
Wayne Langston	12-19	.631	2	2016
Gary Hooker	12-19	.631	2	1980
Cuthbert Victor	10-16	.625	2	2002
Antoine Teague	10-16	.625	3	1993
Marcus Jones	18-29	.620	2	1994
Jarvis Williams	13-21	.619	2	2015
Chico Carter, Jr.	8-13	.615	2	2020
Cuthbert Victor	16-26	.615	2	2003
Marcus Brown	14-23	.608	2	1995
Antoine Whelchel	9-15	.600	2	2001
Popeye Jones	9-15	.600	2	1989

3-Point Field Goals Made

Player	Total	Gms	Year
Jonathan Stark	15	3	2017
Chris Shumate	9	2	2004
Vincent Rainey	9	3	1997
Cameron Payne	7	2	2015
Stacy Wilson	7	2	2013
Darren Dawson	7	3	1997
Tevin Brown	6	2	2022
Terrell Miller, Jr.	6	2	2018
Jonathan Stark	6	2	2018
Terrell Miller, Jr.	6	3	2017
Justin Burdine	6	2	2002
Maurice Cannon	6	2	1992
KJ Williams	5	2	2022
Tevin Brown	5	2	2020
T.J. Sapp	5	2	2015
Jeffery Moss	5	2	2016
Isacc Miles	5	2	2011
Isaiah Canaan	5	2	2013
Ray George	5	2	2008
Tyler Holloway	5	2	2006
Antoine Whelchel	5	2	2004
Rick Jones	5	2	2003
Marcus Jones	5	2	1994
Frank Allen	5	2	1992

OVC TOURNAMENT RECORDS - MSU INDIVIDUAL EVENT TOTAL

Jeff Martin	5	2	1989
Don Mann	5	2	1989
Toney Ford	5	1	1987

3-Point Field Goals Attempted

Player	Total	Gms	Year
Jonathan Stark	34	3	2017
Deteri Mayes	31	3	1997
Jonathan Stark	22	2	2018
Cameron Payne	22	2	2015
Isaiah Canaan	20	2	2013
Tevin Brown	18	2	2022
Terrell Miller, Jr.	18	3	2017
Chris Shumate	18	3	2004
T.J. Sapp	16	2	2015
Jeffery Moss	15	2	2016
Rick Jones	15	2	2003
Justin Burdine	15	2	2002
Tevin Brown	14	2	2019
Darren Dawson	14	3	1997
Darren Dawson	14	2	1996
Donte Poole	13	2	2012
Antoine Whelchel	13	2	2004
Terrell Miller, Jr.	12	2	2018
Paul King	12	2	1991
Paul King	12	2	1989
Greg Coble	11	2	1990
Isaiah Canaan	11	2	2012
Isacc Miles	11	2	2011
Bruce Carter	11	2	2008
Rick Jones	11	3	2004
Marcus Brown	11	2	1996
Don Mann	11	2	1989
Justice Hill	10	2	2022
Tevin Brown	10	2	2020
Jaiveon Eaves	10	2	2020
Dexter Fields	10	2	2013
Stacy Wilson	10	2	2013
Isacc Miles	10	2	2010
Mike Turner	10	2	2000
Marcus Jones	10	2	1994
Greg Coble	10	2	1990

3-Point FG Percentage (Minimum 9 attempts)

Player	3P-3PA	Pct	G	Year
Stacy Wilson	7-10	.700	2	2013
Cameron Payne	7-22	.583	2	2015
Frank Allen	5-9	.555	2	1992
Jeff Martin	5-9	.555	2	1989
Tevin Brown	5-10	.500	2	2020
Marcus Jones	5-10	.500	2	1994
Terrell Miller, Jr.	6-12	.500	2	2018
Isacc Miles	4-10	.500	2	2010
Justin Burdine	4-8	.500	2	2001
Chris Shumate	9-18	.500	3	2004
Darren Dawson	7-14	.500	3	1997
Isacc Miles	5-11	.454	2	2011
Ja Morant	4-9	.444	2	2018
Chris Shumate	4-9	.444	2	2001
Darren Dawson	4-9	.444	3	1997
Jonathan Stark	15-34	.441	3	2017
Justin Seymour	4-10	.400	2	2016
Dexter Fields	4-10	.400	2	2013
Justin Burdine	6-15	.400	2	2002
Mike Turner	4-10	.400	2	2000

Free Throws Made

Player	Total	Gms	Year
Isaac Spencer	20	2	2001
Ja Morant	19	2	2019
Vincent Rainey	19	3	1997
Jonathan Stark	16	3	2017
Bryce Jones	16	2	2016
Marcus Brown	16	2	1996
Bryce Jones	15	3	2017
Isaiah Canaan	14	2	2013
Marcus Brown	14	2	1995
Popeye Jones	14	2	1990
Jeff Martin	14	2	1989
Lamont Sleet	14	2	1981
Lamont Sleet	14	2	1980

Isacc Miles	13	2	2011
Vincent Rainey	13	2	1996
Tony Bailey	13	3	1993
Don Mann	13	2	1986
Tevin Brown	12	2	2020
Isaac Spencer	12	2	2000
Duane Virgil	12	2	1999
Maurice Cannon	12	3	1993
Paul King	12	2	1989
Cedric Gumm	12	2	1992
Tevin Brown	11	2	2022
Donte Poole	11	2	2012
Chad Townsend	11	3	1997
Deteri Mayes	11	3	1997
Don Mann	11	2	1989
Terrell Miller, Jr.	10	3	2017
T.J. Sapp	10	2	2015
Cameron Payne	10	1	2014
Ivan Aska	10	2	2011
Antoine Whelchel	10	3	2004
Cedric Gumm	10	3	1993

Free Throws Attempted

Player	Total	Gms	Year
Isaac Spencer	25	2	2001
Ja Morant	24	2	2019
Vincent Rainey	21	3	1997
Lamont Sleet	20	2	1980
Jonathan Stark	18	3	2017
Bryce Jones	18	3	2017
Don Mann	18	2	1986
Marcus Brown	18	2	1996
Bryce Jones	17	2	2016
Tony Bailey	17	3	1993
Popeye Jones	17	2	1990
Lamont Sleet	17	2	1981
Tevin Brown	16	2	2022
Duane Virgil	16	2	1999
Vincent Rainey	16	2	1996
Marcus Brown	16	2	1995
Isaiah Canaan	15	2	2013
Ivan Aska	15	2	2011
Isacc Miles	15	2	2011
Jeff Martin	15	2	1989
Don Mann	15	2	1989
Tevin Brown	14	2	2020
Cuthbert Victor	14	2	2003
Chad Townsend	14	3	1997
KJ Williams	13	2	2022
Cedric Gumm	13	2	1992
Jeff Martin	13	2	1986
Antoine Whelchel	12	2	2004
Justin Burdine	12	2	2002
Isaac Spencer	12	2	2000
William Moore	12	2	1995

Free Throw Percentage (Minimum 9 attempts)

Player	FT-FTA	Pct	G	Year
Donte Poole	11-11	1.000	2	2012
Deteri Mayes	11-11	1.000	3	1997
T.J. Sapp	10-10	1.000	2	2015
Cameron Payne	10-10	1.000	1	2014
Danero Thomas	9-9	1.000	1	2009
Bryce Jones	16-17	.941	2	2016
Isaiah Canaan	14-15	.933	2	2013
Jeff Martin	14-15	.933	2	1989
Isaac Spencer	12-13	.923	2	2000
Maurice Cannon	12-13	.923	3	1993
Cedric Gumm	12-13	.923	2	1992
Craig Talley	12-13	.923	1	1984
William Moore	11-12	.916	2	1995
Terrell Miller, Jr.	10-11	.909	3	2017
Vincent Rainey	19-21	.904	3	1997
Jonathan Stark	16-18	.888	3	2017
Jarvis Williams	8-9	.888	2	2015
B.J. Jenkins	8-9	.888	2	2011
Mike Turner	8-9	.888	2	2000
Marcus Brown	16-18	.888	2	1996
Marcus Brown	14-16	.875	2	1995
Marcus Brown	11-13	.846	3	1993
Bryce Jones	15-18	.833	3	2017

Don Mann	10-12	.833	2	1986
Popeye Jones	14-17	.823	2	1990
Lamont Sleet	14-17	.823	2	1981
James Singleton	9-11	.818	2	2003
Vincent Rainey	13-16	.812	2	1996
John Jackson	9-11	.812	2	1991
Ray George	8-10	.800	2	2008
Isaac Spencer	20-25	.800	2	2001
Isacc Miles	13-15	.866	2	2011
Tevin Brown	12-14	.857	2	2020
Ja Morant	19-24	.791	2	2019
Chad Townsend	11-14	.785	3	1997
Tony Easley	7-9	.777	2	2008
Kevin Thomas	7-9	.777	2	2008
Tony Bailey	13-17	.764	3	1993
Duane Virgil	12-16	.750	2	1999
Don Mann	11-15	.733	2	1989
Cuthbert Victor	7-10	.700	2	2002
Aubrey Reese	7-10	.700	2	2000
Lamont Sleet	14-20	.700	2	1980

Offensive Rebounds

Player	Total	Gms	Year
Tony Easley	13	2	2010
Isaac Spencer	12	2	2000
Dwayne Davis	12	2	1996
Popeye Jones	12	2	1991
Popeye Jones	12	2	1990
Jarvis Williams	11	2	2015
Isaac Spencer	10	2	2001
Isaac Spencer	10	2	1999
Jonathan Fairrell	9	2	2015
Ivan Aska	9	2	2010
James Singleton	9	2	2002
Vincent Rainey	9	3	1997
Popeye Jones	9	2	1989
Gee McGhee	8	3	2017
Jalen Dupree	8	3	2017
Cuthbert Victor	8	2	2003
Ray Cunningham	8	2	2000
Terrell Miller, Jr.	7	2	2017
Antoine Whelchel	7	3	2004
Duane Virgil	7	2	1999
Greg Anderson	7	2	1996
Popeye Jones	7	2	1992
John Jackson	7	2	1991
Chris Ogden	7	2	1989

Defensive Rebounds

Player	Total	Gms	Year
Terrell Miller, Jr.	26	2	2018
Terrell Miller, Jr.	26	3	2017
James Singleton	22	2	2003
Jonathan Fairrell	21	2	2015
Popeye Jones	29	2	1991
Cuthbert Victor	19	3	2004
Matt Harris	19	3	1997
Antoine Whelchel	18	3	2004
Vincent Rainey	18	2	1996
Jarvis Williams	17	2	2015
Isaac Spencer	16	2	1999
Antwan Hoard	16	3	1993
Popeye Jones	16	2	1992
Gee McGhee	15	3	2017
Shawn Witherspoon	15	2	2006
James Singleton	15	2	2002
Tevin Brown	14	2	2019
Jalen Dupree	14	3	2017
Jonathan Stark	14	3	2017
Fred Walker	14	2	1996
Isaiah Canaan	13	2	2013
Bruce Carter	13	2	2008
Antoine Whelchel	13	2	2001
Kenneth Taylor	13	2	1995
Popeye Jones	13	2	1990
KJ Williams	12	2	2020
Ed Daniel	12	2	2013
Chris Shumate	12	3	2004
Matt Harris	12	3	1997
Chad Townsend	12	3	1997

OVC TOURNAMENT RECORDS - MSU INDIVIDUAL EVENT TOTAL

Antwan Hoard	12		3	1993
--------------	----	--	---	------

Total Rebounds

Player	Total	Avg	Gms	Year
James Singleton	28	14.0	2	2003
Vincent Rainey	28	9.3	3	1997
Terrell Miller, Jr.	26	13.0	2	2018
Terrell Miller, Jr.	26	8.6	3	2017
Isaac Spencer	26	13.0	2	1999
Antoine Whelchel	25	8.3	3	2004
Popeye Jones	25	12.5	2	1990
James Singleton	24	12.0	2	2002
Gee McGhee	23	7.6	3	2017
Cuthbert Victor	23	7.7	3	2004
Popeye Jones	23	11.5	2	1992
Jalen Dupree	22	7.3	3	2017
Vincent Rainey	22	11.0	2	1996
Jonathan Fairell	21	10.5	2	2015
Shawn Witherspoon	21	10.5	2	2006
KJ Williams	20	10.0	2	2022
Isaac Spencer	20	10.0	2	2000
Cuthbert Victor	19	9.5	2	2003
Isaac Spencer	19	9.5	2	2001
Fred Walker	19	9.5	2	1996

Assists

Player	Total	Avg	Gms	Year
Chad Townsend	17	5.6	3	1997
Isaiah Canaan	16	8.0	2	2013
Bryce Jones	15	7.5	2	2016
Cameron Payne	14	7.0	2	2015
Adam Chiles	14	4.6	3	2004
Kevin Paschall	14	4.6	3	2004
Don Mann	14	7.0	2	1986
Ja Morant	13	6.5	2	2018
Don Mann	13	6.5	2	1989
Jonathan Stark	12	4.0	3	2017
Cuthbert Victor	12	4.0	3	2004
Ja Morant	11	5.5	2	2019
Terrell Miller, Jr.	11	3.6	3	2017
Cedric Gumm	10	3.3	3	1993
Frank Allen	10	5.0	2	1992
Greg Coble	10	5.0	2	1991
Frank Allen	10	5.0	2	1991
Tevin Brown	9	4.5	2	2020
Bryce Jones	9	3.0	3	2017
Danero Thomas	9	4.5	2	2010
Frank Allen	9	4.5	2	1990

Blocked Shots

Player	Total	Avg	Gms	Year
Antoine Teague	8	2.6	3	1993
Demond Robinson	7	3.5	2	2020
Arnell Hamilton	6	2.3	3	1997
Tony Easley	5	2.5	2	2010
Andi Hornig	5	2.5	2	2001
Jarvis Williams	4	2.0	2	2015
James Singleton	4	2.0	2	2003
James Singleton	4	2.0	2	2002
Quennon Echols	4	2.0	2	1996
Popeye Jones	4	2.0	2	1991
Jeff Martin	4	2.0	2	1989

Steals

Player	Total	Avg	Gms	Year
Shaq Buchanan	8	4.0	2	2018
Marcus Brown	7	3.5	2	1995
Marcus Brown	7	2.3	3	1993
Cedric Gumm	7	3.5	2	1992
Cameron Payne	6	3.0	2	2015
Jewuan Long	6	3.0	2	2011
Marcus Brown	6	3.0	2	1996
Chuck Glass	6	3.0	2	1986
Fred Walker	5	2.5	2	1995
Cedric Gumm	5	2.5	2	1994
Popeye Jones	5	2.5	2	1992
Frank Allen	5	2.5	2	1991
Greg Coble	5	2.5	2	1991
DJ Burns	4	2.0	2	2022
Donte Poole	4	2.0	2	2012
Zay Jackson	4	2.0	2	2012

Jewuan Long	4	2.0	2	2012
Isacc Miles	4	2.0	2	2010
Danero Thomas	4	2.0	2	2010
Cuthbert Victor	4	1.3	3	2004
Cuthbert Victor	4	2.0	2	2003
Kevin Paschel	4	2.0	2	2002
Frank Allen	4	2.0	2	1992
Frank Allen	4	2.0	2	1990
Don Mann	4	2.0	2	1989

OVC TOURNAMENT - CHAMPIONSHIP GAME BOX SCORES

Murray State 92 Eastern Kentucky 83
February 24, 1951 • Louisville, Ky.

Game Story: Three seasons into OVC history, the Racers nailed down their first tournament title with a 92-83 win over EKU for Head Coach Harlan Hodges. It turned out to be his only tournament championship in his seven seasons guiding the Racers.
Defining Moment: The Colonels had no answer for Racer star Garrett Beshear who hit 14 field goals and ended up with 37 points.
Key Stats: MSU did trail by three at the half.

Murray State 92 (21-6)

Player	fg	fga	3m3a	ft	fta	reb	pf	tp	a	to	blk	s	min
Garrett*	5			3	5		13						
Stanford*	5			8	9		18						
Beshear*	14			9	16		37						
Stephenson*	2			1	4		5						
Purcell*	2			3	3		7						
DeWeese	0			0	0		0						
Dick	1			1	1		3						
Lamplay	4			1	1		9						
TOTALS	33			26	39		92						

Eastern Kentucky 83 (18-8)

Player	fg	fga	3m3a	ft	fta	reb	pf	tp	a	to	blk	s	min
Baechtold*	6			4	7		5	16					
Stevens*	6			3	4		5	15					
Bingham*	2			1	1		4	5					
Harper*	8			6	6		4	22					
Bales*	3			1	1		5	7					
Tolson	1			0	0		1	2					
Moberly	1			1	1		5	3					
Eagle	3			7	9		4	13					
Stanford	0			0	0		0	0					
Moore	0			0	0		1	0					
Culbertson	0			0	0		1	0					
Mulchay	0			0	0		0	0					
TOTALS	30			23	29		35	83					

Half - MSU 38 EKU 41 Attendance - NA

Tennessee Tech 67 Murray State 60
December 2, 1967 • Nashville, Tenn.

No boxscore is available. The following is an excerpt from the Murray Ledger & Times about the game.

"Murray State pulled an upset of league champion Western Kentucky by the score of 83-75 to gain a finals berth with Tech.

Murray's Tommy Moran scored 20 points to pace the losers.

Dick Cunningham, who hauled in 34 rebounds in the win over WKU was limited to nine by Tech.

Voted outstanding player of the tournament was Cunningham.

Others making the all-tournament team included: Bill Chumbler and Moran of Murray. Tech's

Western Kentucky 47 Murray State 45
February 23, 1952 • Louisville, Ky.

No boxscore is available. The following is an excerpt from the Murray Ledger & Times about the game.

"Western Kentucky sneaked out a 47-45 win over a dogged and clever Murray State squad in the Ohio Valley Conference Tournament championship game.

MSU coach Harlan Hodges gave his team strict orders not to run with WKU and not shoot unless they were able to work the ball under the basket to Garrett Beshear and Mel Deweese.

The game total score is the lowest in the history of the OVC Tournament as 7,000 witnessed.

WKU scored the winning hoop with a minute and 47 seconds remaining on a basket by Art Spoelstra.

Murray's flashy little Bennie Purcell was shadowed by WKU's veteran Gene Rhodes so that he only took four shots and made one point. This was partly because Purcell was holding the ball to slow the game down."

At this time, the OVC was only in it's fifth season of existence. The article also mentioned that WKU was hopeful of getting a coveted shot in the National Invitation Tournament and would certainly participate if asked to.

Western Kentucky 47

Player	fg	fga	3m3a	ft	fta	reb	pf	tp	a	to	blk	s	min
Prince*	2	3		2	2	1	6	2	2	0	0	23	
Washington*	4	8		0	5	4	8	1	3	0	0	22	
McCormick*	4	4		2	2	4	3	10	0	2	2	38	
Bryant*	3	9		5	5	3	4	11	3	0	0	31	
Trumbo*	0	1		0	1	4	0	2	3	0	1	17	
Reese	4	13		6	2	2	8	0	0	1	1	24	
Wilson	1	1		7	9	0	1	9	1	0	0	19	
Wray	0	0		0	0	0	0	0	0	0	0	2	
Townsend	0	0		0	0	0	1	0	1	0	0	12	
Burbach	0	0		0	0	0	0	0	0	0	0	1	
Dildy	1	1		0	0	1	0	2	2	0	0	11	
TOTALS	19	40		16	20	23	54	12	11	3	4	200	

Murray State 45 (21-7)

Player	fg	fga	3m3a	ft	fta	reb	pf	tp	a	to	blk	s	min
Hooker*	4	5		2	3	5	4	10	0	3	0	0	26
Green*	1	2		0	0	2	3	2	3	0	1	34	
Mann*	4	6		2	3	4	5	10	1	1	1	0	21
Sleets*	5	17		5	6	7	2	15	0	2	0	1	35
Smith*	2	6		2	2	3	2	6	2	3	0	0	24
Davis, M.	2	2		0	0	0	0	4	0	0	0	0	16
Davis, W.	1	2		2	2	3	1	4	0	2	0	0	23
Boyd	0	2		0	0	2	1	0	2	0	0	0	11
Harris	0	0		0	0	0	0	0	0	0	0	0	5
Snow	0	1		0	2	2	0	0	0	0	0	0	3
TOTALS	19	43		13	18	29	18	51	5	17	1	2	200

Half - MSU 31 WKU 48 Attendance -

Western Kentucky 47 Murray State 45
February 23, 1952 • Louisville, Ky.

Eastern Kentucky 76 Murray State 59
February 26, 1955 • Louisville, Ky.

Game Story: The Racers were in the OVC Tournament final for the third time the first seven years of the conference's young start, but were overwhelmed by the Colonels.
Defining Moment: The Racers were taken out of the game in the first half when they trailed by 12 points.
Key Stats: MSU was outscored by 13 points at the free throw line.

Eastern Kentucky 76 (15-8)

Player	fg	fga	3m3a	ft	fta	reb	pf	tp	a	to	blk	s	min
Adams*	4	7		18	19		3	26	4				40
Baxter*	6	15		6	7		13	1	18	2			40
Culbertson*	4	6		0	2		2	5	8	2			21
Pellerrinon*	8	16		1	2		3	2	17	3			40
Stivers	0	0		0	0		0	0	0	0			2
Collins	0	0		0	0		1	0	0	0			3
Floyd	1	3		1	3		12	1	3	3			29
Strong	0	5		4	4		3	3	4	2			25
TOTALS	23	52		30	37		48	15	76	16			200

Murray State 59 (15-10)

Player	fg	fga	3m3a	ft	fta	reb	pf	tp	a	to	blk	s	min
Mikez*	7	15		1	4		9	3	15				40
Crittenden*	7	20		8	10		5	4	22				40
Watrous*	1	9		3	5		11	5	5				32
Gainey*	4	10		0	0		12	1	8				32
Powless	0	1		2	2		1	4	2				17
Kinder*	2	15		3	5		3	4	7				25
Clark	0	0		0	0		0	0	0				2
Koeningsmark	0	0		0	0		0	0	0				4
Cluttek	0	0		0	0		0	0	0				8
TOTALS	21	70		17	26		46	21	59				200

Half - MSU 28 EKU 34 Attendance - NA

(2) Murray State 51 (1) Western Kentucky 54
March 1, 1980 • Bowling Green, Ky.
Diddle Arena

(2) Murray State 67 (1) Western Kentucky 71
March 7, 1981 • Bowling Green, Ky.
Diddle Arena

Game Story: The Racers entered the OVC title game having won the regular season title under Ron Greene. It was MSU's first since 1969, but they fell behind early and couldn't overcome WKU on it's home floor.
Defining Moment: MSU was down 48-31 at half time.
Key Stats: MSU suffered 17 turnovers in the game.

Murray State 57 (17-10)

Player	fg	fga	3m3a	ft	fta	reb	pf	tp	a	to	blk	s	min
Green*	4	6		0	1		3	5	8	4	1	0	2
Hammonds*	3	7		1	3		8	3	7	1	3	0	0
Bates*	1	1		0	0		2	4	2	0	0	0	27
Sleets*	3	22		5	7		3	2	21	3	0	0	32
Smith*	6	7		5	5		3	4	17	0	2	0	30
Davis, W.	2	2		2	2		4	5	6	2	1	0	12
Slaughter	1	3		2	2		2	4	0	0	0	0	8
Stewart	1	2		0	0		2	2	2	1	0	0	18
Montgomery	0	0		0	0		1	0	0	0	0	0	7
Adams	0	0		0	0		0	0	0	0	0	0	7
TOTALS	26	52		15	20		29	27	67	12	8	0	3

Western Kentucky 71

Player	fg	fga	3m3a	ft	fta	reb	pf	tp	a	to	blk	s	min
Wilson*	4	7		0	0		7	5	8	2	0	1	0
White*	8	11		2	4		3	2	18	1	3	0	1
McCormick*	0	4		7	11		3	2	7	2	2	1	0
Jones*	2	4		5	8		3	4	9	1	1	0	0
Reese*	3	7		4	4		2	4	10	3	3	1	2
Wilby	1	3		2	3		3	4	4	3	3	0	2
Ellis	4	7		1	2		2	2	9	2	1	0	0
Carver	1	1		4	6		2	0	6	0	1	0	13
Wray	0	0		0	0		1	0	0	0	0	0	0
TOTALS	23	44		25	38		23	71	14	14	3	5	200

Half - MSU 33 WKU 38 Attendance -

OVC TOURNAMENT - CHAMPIONSHIP GAME BOX SCORES

(3) Austin Peay 70 (1) Murray State 73

March 12, 1988 • Murray, Ky.

Racer Arena

Game Story: This OVC Championship win for MSU was very important in program history because it led to the Racers' first win in the NCAA Tournament only six days after the win over APSU.

Defining Moment: Trailing 37-35 at half, the Racers picked up their defense and held APSU to 28 percent shooting in the second half.

Key Stats: MSU's all-time scoring leader Jeff Martin came up big when it counted most with 22 points.

Austin Peay 70

Player	fg	fga	3m3a	ft	fta	reb	pf	tp	a	to	blk	s	min
Harris*	10	17	0	1	0	6	4	20	2	4	1	2	34
Ware*	2	4	0	0	0	1	3	4	0	3	0	3	20
Sumpter*	6	13	0	0	7	9	13	3	19	0	3	2	35
Smith*	1	2	0	0	0	1	5	2	4	4	0	4	24
Rawls	2	12	1	5	0	1	2	4	5	2	0	2	34
Raye	2	4	0	0	1	3	0	5	5	1	1	0	25
Brooks	3	12	2	9	5	5	1	1	13	4	2	0	22
Johnson	1	2	0	0	0	3	1	2	1	0	3	0	6
TOTALS	27	66	3	15	13	45	26	70	17	19	3	12	200

Murray State 73 (21-8)

Player	fg	fga	3m3a	ft	fta	reb	pf	tp	a	to	blk	s	min	
Martin*	6	18	0	2	10	12	4	3	22	1	5	0	14	
Ogden*	5	5	0	0	3	9	4	10	1	1	0	3	28	
Sias*	4	9	0	0	3	7	12	4	11	0	5	0	34	
Mann*	2	16	2	7	4	6	3	4	10	6	3	0	40	
King*	3	4	2	2	0	0	4	2	8	1	2	0	33	
Foster	2	4	0	0	0	5	2	4	0	0	0	0	12	
McClatchey	1	1	0	0	0	1	0	2	0	0	0	1	6	
Brooks	3	4	0	0	0	0	3	0	6	0	1	0	7	
TOTALS	26	61	4	11	17	29	41	20	73	9	18	0	10	200

Half - MSU 35 APSU 37 Attendance - 5,050

(4) Eastern Kentucky 57 (1) Murray State 64

March 8, 1990 • Murray, Ky.

Racer Arena

Game Story: The Racers rallied in a tight game to get the OVC Tournament championship after they won their third straight OVC regular season title.

Defining Moment: The Racers trailed by a point at half, but outscored the Colonels by eight in the second half.

Key Stats: Popeye Jones had a double-double with 25 points and 10 rebounds.

Eastern Kentucky 57 (13-17)

Player	fg	fga	3m3a	ft	fta	reb	pf	tp	a	to	blk	s	min	
Sinclair*	9	15	1	2	4	5	5	2	23	0	1	0	31	
Davis*	5	8	0	0	0	5	5	10	0	0	0	1	36	
Smith*	2	3	0	0	0	1	7	5	4	1	0	0	27	
Reuben*	1	6	0	2	1	2	4	3	3	4	3	0	31	
Ross*	4	13	0	2	2	2	2	4	10	4	0	3	33	
Greathouse	1	3	0	1	0	0	0	0	2	0	1	0	6	
Brown	1	3	0	0	2	2	1	1	4	1	1	0	17	
Hughes	0	0	0	0	1	3	0	1	4	1	0	0	4	
Baker	0	1	0	0	0	0	0	1	0	0	0	0	3	
Morales	0	0	0	0	0	1	0	0	0	0	0	0	1	
TOTALS	23	52	1	7	10	15	33	24	57	10	10	0	7	200

Murray State 64 (21-8)

Player	fg	fga	3m3a	ft	fta	reb	pf	tp	a	to	blk	s	min	
Pride*	0	1	0	0	0	0	1	0	0	0	0	0	2	
Ogden*	1	4	0	0	0	6	4	2	8	0	1	0	32	
Jones*	7	12	1	1	10	11	4	25	1	1	0	2	34	
King*	3	6	1	2	4	6	6	3	11	1	3	0	40	
Allen*	2	13	0	6	7	4	4	10	5	4	0	3	39	
Coble	3	9	0	5	2	6	3	10	1	1	0	0	34	
Rosario	0	2	2	0	0	1	0	0	0	0	0	0	15	
Sivills	0	0	0	0	0	0	0	0	0	0	0	0	2	
Overstreet	0	0	0	0	0	0	0	1	0	0	0	0	2	
TOTALS	16	47	4	14	23	33	35	17	64	8	10	0	6	200

Half - MSU 25 EKU 26 Attendance - 3,700

(5) Middle Tennessee 67 (1) Murray State 79

March 7, 1991 • Murray, Ky.

Racer Arena

Game Story: The Racers won both the OVC regular season and tournament titles in the final season of the Steve Newton era.

Defining Moment: MSU pulled away in the second half on the strength of holding MTSU to 39 percent shooting.

Key Stats: All but three of MSU's 79 points came from their starting five. Popeye Jones led the way with 25 points and 11 rebounds.

Middle Tennessee 67 (21-9)

Player	fg	fga	3m3a	ft	fta	reb	pf	tp	a	to	blk	s	min	
Ingram*	2	7	0	0	2	2	5	3	6	0	3	1	0	21
Taylor*	8	19	5	10	4	5	2	1	25	0	2	0	0	34
Kidd*	5	6	0	0	0	0	11	5	10	2	4	2	0	25
Hammonds*	3	11	0	4	1	2	5	7	2	2	0	0	35	
Christian*	6	12	1	3	2	2	1	1	15	8	3	0	36	
Vance	1	1	0	0	0	5	3	2	0	1	0	0	21	
Clifton	1	4	0	1	0	0	2	1	2	0	1	0	13	
Buck	0	1	0	0	0	1	0	0	0	1	0	0	11	
Corder	0	0	0	0	0	0	1	0	1	0	1	0	0	4
TOTALS	26	61	6	19	9	12	36	20	67	14	16	3	6	200

Murray State 79 (24-8)

Player	fg	fga	3m3a	ft	fta	reb	pf	tp	a	to	blk	s	min	
Coble*	7	15	1	6	0	1	4	2	15	3	1	0	3	40
Jackson*	5	7	0	0	4	6	11	2	14	4	3	0	1	35
Jones*	10	23	0	1	1	3	18	2	21	3	2	3	0	31
Allen*	2	10	1	5	4	4	4	1	9	5	2	0	1	40
King*	5	11	2	6	5	7	1	4	17	2	1	3	1	33
Adams	1	4	0	0	1	2	2	1	2	1	0	0	1	14
Sivills	0	0	0	0	0	1	2	1	1	0	1	0	0	2
TOTALS	30	70	4	18	15	24	44	14	79	18	10	6	7	200

Half - MSU 26 MTSU 34 Attendance - 5,000

(2) Eastern Kentucky 60 (1) Murray State 81

March 8, 1992 • Lexington, Ky.

Rupp Arena

Game Story: The Racers won the OVC Tournament title after going through the league with an 11-3 mark in Scott Edgar's first season.

Key Stats: The Racers completely stiffed the Colonels in holding them to a 22-point first half and 31 percent shooting for the game. The Racers recorded 13 steals in the game with six coming from Cedric Gumm.

Eastern Kentucky 60 (1)

Player	fg	fga	3m3a	ft	fta	reb	pf	tp	a	to	blk	s	min	
Allen*	7	11	0	1	3	4	5	2	17	0	2	0	25	
Ross*	2	9	0	3	0	2	1	3	4	1	2	1	22	
Smith*	5	8	0	0	1	2	13	1	11	1	0	2	30	
Johnson*	2	8	2	6	0	0	2	4	6	2	3	0	32	
Greathouse*	2	11	1	6	1	2	3	4	6	2	3	0	30	
Brown, C.	0	6	0	3	2	2	3	2	2	2	2	1	0	15
Crittendon	2	10	0	0	0	9	2	3	1	1	1	1	18	
Baker	0	1	0	1	2	2	2	0	1	0	0	0	11	
Brown, A.	1	3	0	1	0	0	2	0	2	0	2	0	10	
Bell	1	4	0	0	2	2	1	0	4	2	0	0	1	5
Kinder	0	1	0	0	0	0	0	0	0	0	0	0	2	
Salisbury	1	2	0	0	0	0	1	0	2	0	0	0	1	
TOTALS	23	74	3	21	11	16	46	20	60	11	16	5	5	200

Murray State 81 (17-13)

Player	fg	fga	3m3a	ft	fta	reb	pf	tp	a	to	blk	s	min	
Cannon*	8	13	3	4	0	0	3	0	19	4	0	1	34	
Sivills*	0	2	0	0	0	1	3	4	0	0	0	0	14	
Jones*	10	18	0	1	2	3	9	2	22	2	2	1	3	32
Gumm*	4	7	0	1	12	13	9	1	20	4	2	0	6	31
Allen*	2	5	1	3	1	2	2	1	6	1	0	2	32	
Adams	1	1	0	0	0	3	1	2	0	0	1	0	17	
Walden	1	2	0	1	0	1	2	2	1	0	0	0	7	
Evans	1	5	0	0	1	1	2	2	3	0	4	0	13	
Wilson	2	3	0	0	3	3	4	2	7	2	2	0	0	11
Gray	0	1	0	0	0	0	0	0	0	1	0	1	5	
Hunt	0	2	0	1	0	0	0	2	0	0	1	0	0	4
TOTALS	29	59	4	11	19	23	38	17	81	19	13	3	13	200

Half - MSU 38 EKU 22 Attendance - 5,677

(3) Murray State 68 (1) Tennessee State 82

March 6, 1993 • Lexington, Ky.

Rupp Arena

Game Story: The Racers' run of three straight OVC Tournament championships ended when the TSU Tigers beat MSU for the third time in the season.

Key Stats: MSU never got on track and managed only 38 percent shooting, while TSU hit nearly 50 percent from the field.

Murray State 68 (18-12)

Player	fg	fga	3m3a	ft	fta	reb	pf	tp	a	to	blk	s	min	
Teague*	3	6	0	0	1	3	2	4	7	0	2	4	0	29
Gumm*	4	10	2	5	3	3	5	4	13	5	1	0	0	28
Wilson*	3	4	0	0	0	1	1	1	6	0	0	0	18	
Bailey*	1	7	0	3	1	2	2	2	3	2	2	0	0	23
Cannon*	0	5	0	3	6	6	4	1	6	2	3	0	2	23
Brown	3	4	2	3	5									

OVC TOURNAMENT - CHAMPIONSHIP GAME BOX SCORES

(5) Austin Peay 84 (2) Murray State 82
March 4, 1995 • Nashville, Tenn.
Municipal Auditorium

Game Story: The Racers held off APSU who had knocked off No. 1 seed Tennessee State in the semifinals.
Key Stats: The Racers hit 10 three-point shots in 23 attempts for 43 percent. In a closely called game, there were 51 combined fouls called.

Austin Peay 84 (13-16)

Player	fg	fga	3m3a	ft	fta	reb	pf	tp	a	to	blk	s	min
Wells*	4	9	0	1	8	8	6	1	16	1	2	0	23
Pierce*	2	8	1	1	4	5	2	4	9	5	3	0	33
Savage*	5	12	1	4	6	6	4	17	1	4	0	1	32
Key*	6	7	0	0	5	8	5	3	17	1	1	1	24
Jenkins*	5	9	0	0	6	7	5	16	1	4	0	1	35
Casbon	0	0	0	0	0	0	1	0	0	1	0	0	4
Sibbitt	1	4	0	3	0	0	3	2	1	1	0	0	15
Daniels	0	0	0	0	0	0	0	0	0	0	0	0	1
Moore	1	6	1	5	0	1	2	3	1	0	0	0	17
Mabry	0	0	0	0	0	0	0	0	0	0	0	0	1
Crenshaw	2	5	0	2	0	0	2	4	0	1	2	0	15
TOTALS	26	60	3	16	29	34	34	25	84	11	18	3	7

Murray State 82 (21-8)

Player	fg	fga	3m3a	ft	fta	reb	pf	tp	a	to	blk	s	min
Brown*	9	13	3	5	7	8	4	2	28	2	2	0	6
Rainey*	6	18	2	3	4	7	2	17	3	2	1	1	35
Walker*	0	0	0	0	0	1	5	0	0	1	0	0	9
Moore*	7	13	3	9	8	10	8	1	25	4	3	0	23
Davis*	1	2	0	0	0	3	2	2	1	0	0	0	19
Barry	2	4	0	0	0	3	1	4	0	2	0	0	16
Taylor	1	3	1	2	4	4	2	5	2	1	0	0	20
Anderson	2	3	1	2	6	1	4	11	0	4	0	0	14
Harris	0	2	0	2	0	0	2	0	0	0	0	0	4
Echols	0	2	0	0	0	4	5	0	1	1	0	0	15
TOTALS	28	60	10	23	26	35	35	26	92	13	16	7	9

Half - MSU 41 APSU 41 Attendance - 5,175

(3) Austin Peay 70 (1) Murray State 68
March 2, 1996 • Nashville, Tenn.
Municipal Auditorium

Game Story: The Racers and Gobs hooked up in a classic OVC title game that ended with controversy.
Defining Moment: MSU's Vincent Rainey was called on for a foul with :20 remaining with the game seemingly headed for overtime. APSU's Bubba Wells sank two free throws for the win.
Key Stats: Vincent Rainey led MSU with 23 points, while Greg Anderson came off the bench to grab nine rebounds.

Austin Peay 70 (19-10)

Player	fg	fga	3m3a	ft	fta	reb	pf	tp	a	to	blk	s	min
Wells*	14	22	1	2	6	9	8	3	35	4	3	3	40
Savage*	2	9	1	2	0	0	4	1	5	2	2	0	33
Crenshaw*	6	9	3	3	4	4	6	3	19	0	2	3	38
Sibbitt*	3	7	3	7	0	0	2	1	9	1	1	0	30
Pierce*	0	2	0	0	0	0	3	3	0	7	2	0	31
Casbon	1	2	0	0	0	0	2	1	2	2	0	1	25
Powers	0	1	0	0	0	0	0	0	0	0	0	0	1
Witherspoon	0	0	0	0	0	0	0	0	0	0	1	0	2
TOTALS	26	52	8	14	10	13	30	12	70	16	11	7	2

Murray State 68 (19-9)

Player	fg	fga	3m3a	ft	fta	reb	pf	tp	a	to	blk	s	min
Rainey*	10	23	3	4	0	1	11	4	23	2	1	0	39
Walker*	5	10	0	1	2	8	5	11	0	1	0	1	38
Davis*	3	4	0	0	0	0	6	2	6	0	2	0	20
Dawson*	2	10	2	10	0	2	2	6	0	0	0	0	26
Brown*	5	15	2	5	2	2	1	14	4	1	0	3	35
Howard	0	0	0	0	0	0	0	0	0	0	0	0	2
Taylor	0	1	0	1	0	0	0	0	2	0	0	0	15
Anderson	3	6	0	0	2	9	3	8	2	3	1	0	16
Harris	0	0	0	0	0	0	0	0	0	0	0	0	1
Barry	0	1	0	0	0	0	1	0	0	0	0	0	2
Echols	0	2	0	0	0	1	0	0	0	0	0	0	6
TOTALS	28	72	7	21	5	7	42	18	68	10	9	3	4

Half - MSU 34 APSU 36 Attendance - 5,725

(2) Murray State 88 (1) Austin Peay 85 OT
March 1, 1997 • Nashville, Tenn.
Gaylord Entertainment Center

Game Story: The Racers avenged the 1996 loss to APSU with a thrilling overtime win in the OVC's first tournament at the GEC.
Defining Moment: With APSU threatening to tie the game or take the lead, MSU's Matt Harris made a steal and dunk inside :30 remaining to seal the win for the Racers.
Key Stats: MSU hit 80 percent from the free throw line.

Murray State 88 (20-9)

Player	fg	fga	3m3a	ft	fta	reb	pf	tp	a	to	blk	s	min
Rainey*	6	18	1	2	3	3	5	5	16	1	5	0	42
Harris*	1	1	0	0	0	0	5	3	2	0	0	1	16
Hamilton*	0	2	0	0	0	0	7	5	0	1	0	2	25
Townsend*	8	15	1	11	13	3	4	28	6	2	0	0	44
Mayes*	6	16	3	10	5	5	6	5	20	0	2	0	37
Story	0	0	0	0	0	0	0	0	0	0	0	0	1
Page	2	2	1	1	2	3	0	7	0	1	0	0	11
Dahl	0	0	0	0	0	1	0	0	1	0	0	0	9
Dawson	4	7	3	5	4	8	2	2	15	2	2	0	14
TOTALS	27	61	9	19	25	31	35	24	88	11	12	3	4

Austin Peay 85 (17-14)

Player	fg	fga	3m3a	ft	fta	reb	pf	tp	a	to	blk	s	min
Wells*	12	24	3	7	11	17	10	4	38	1	5	0	44
Crenshaw*	4	6	2	4	5	7	4	2	15	2	4	0	42
Witherspoon*	4	5	0	0	0	3	5	8	1	2	1	1	27
Sibbitt*	1	7	0	5	1	2	3	3	3	1	1	0	28
Pierce*	1	8	0	0	2	2	6	2	4	9	0	0	41
Sensabaugh	1	1	0	0	0	3	5	2	0	0	0	0	17
Powers	3	3	0	0	1	4	0	7	0	0	0	0	15
Tuck	0	0	0	0	0	0	0	0	0	0	0	0	0
Ivory	3	5	2	3	0	0	1	8	0	0	0	0	11
TOTALS	29	59	7	19	20	29	35	22	85	14	12	1	4

Half - MSU 31 APSU 30 Attendance - 5,795

End of regulation game was tied at 69

(7) Tennessee State 69 (1) Murray State 92
March 1, 1998 • Nashville, Tenn.
Gaylord Entertainment Center

Game Story: The Racers won their fifth straight regular season title and set a program record with 29 wins. They dominated TSU in this OVC title meeting.
Key Stats: MSU shot 60 percent, while holding TSU to 35 percent.

Tennessee State 69 (13-16)

Player	fg	fga	3m3a	ft	fta	reb	pf	tp	a	to	blk	s	min
Samuel, Keith*	0	3	0	0	2	2	1	2	0	1	0	0	16
Johnson*	4	13	0	0	5	6	4	5	13	0	4	2	33
Bankston*	3	5	0	0	0	6	1	6	1	3	1	0	28
Roberts*	8	19	3	8	8	10	7	2	27	1	0	1	39
Samuel, Kevin*	1	10	0	5	0	4	4	2	5	2	0	1	34
Huber	0	0	0	0	0	0	5	0	0	0	0	0	6
Morris	0	0	0	0	0	0	0	0	0	0	0	0	1
Spencer	0	0	0	0	0	0	0	0	1	0	0	0	1
Williams	4	10	0	4	4	1	4	12	2	2	0	1	32
Bryant	0	1	0	0	0	0	0	0	0	0	0	0	1
Parker	2	2	1	1	0	0	0	5	0	1	0	0	3
Murray	0	0	0	0	0	2	1	0	0	0	0	0	1
Herbert	1	2	0	0	0	0	1	2	0	0	0	0	5
TOTALS	23	65	4	18	19	26	31	24	69	10	13	3	4

Murray State 92 (29-3)

Player	fg	fga	3m3a	ft	fta	reb	pf	tp	a	to	blk	s	min
Floyd*	2	2	0	0	0	5	2	4	0	1	0	1	14
Spencer*	9	14	0	1	2	11	3	20	5	4	2	3	36
Virgil*	7	7	0	0	1	0	4	4	15	2	4	0	26
Townsend*	8	15	1	4	2	4	7	1	19	4	3	1	37
Mayes*	4	12	3	9	3	9	4	4	14	3	1	0	29
Warfield	0	1	0	0	0	0	0	0	0	0	0	0	1
Hamilton	0	0	0	0	0	1	0	0	0	0	0	0	1
Reese	3	3	1	1	1	2	2	8	4	2	0	0	17
Murray	1	4	0	0	0	3	3	2	0	2	0	0	13
Page	2	3	1	2	1	2	1	6	0	0	0	0	13
Gay	2	2	0	0	0	0	4	0					

OVC TOURNAMENT - CHAMPIONSHIP GAME BOX SCORES

(1) Murray State 87 (2) Belmont 88

March 7, 2015 • Nashville, TN.
Municipal Auditorium**Game Story:** In another classic battle with the Bruins, the Racers were victims of a pair of late 3-pointers. The loss kept the Racers from the NCAA Tournament and sent them to the NIT.**Defining Moment:** Belmont hit a 3-pointer with 3.2 seconds left for the win. The loss came a day after the Racers made an amazing escape to win the OVC semifinal game against the Morehead State Eagles.**Key Stats:** Sapp scored a career-high 28 points on 10-of-17 shooting, and Payne scored 20 points to record a double-double with 10 assists.

Belmont 88 (22-10)

Player	fg	fga	3m3a	ft	fta	reb	pf	tp	a	to	blk	s	min
Barnette	3	8	3	8	0	3	1	9	1	1	0	2	33
Chamberlain	3	9	1	5	2	2	5	1	9	10	5	0	2
Bradshaw	10	17	5	10	0	2	2	25	3	2	0	1	31
Egekeze	0	2	0	2	0	0	5	1	0	1	0	0	20
Bradds	8	12	0	0	5	7	11	0	21	0	2	0	33
Luke	0	0	0	0	0	1	0	0	3	1	1	0	7
Smith	6	12	4	10	0	0	1	2	16	0	1	1	18
Mobley	2	2	1	1	0	0	2	0	5	1	0	0	11
Mercer	0	1	0	0	0	0	2	4	0	0	0	1	6
Laidig	1	2	1	2	0	0	1	0	3	0	0	0	8
TOTALS	33	65	15	38	7	9	36	11	88	19	12	2	5

Murray State 87 (27-5)

Player	fg	fga	3m3a	ft	fta	reb	pf	tp	a	to	blk	s	min
Payne	7	22	4	12	2	2	6	2	20	10	4	1	3
Fairell	5	6	0	0	1	8	2	10	0	2	2	1	33
Williams	4	5	0	0	3	7	3	11	1	1	2	0	36
Sapp	10	17	4	10	4	4	1	28	1	2	0	1	38
Moss	5	8	1	2	1	2	2	12	2	1	0	1	38
Rambo	0	0	0	0	0	0	0	0	0	0	0	0	1
Seymour	2	5	2	4	0	0	0	3	6	0	0	0	14
TOTALS	33	63	11	28	10	12	36	10	87	14	10	5	6

Half - MSU 49 BEL 41 Attendance - 5,293

(2) Murray State 75 (1) Belmont 76

March 7, 2020 • Evansville, Ind.
Ford Center**Game Story:** The Racers met for the fifth time in the OVC Tournament championship game and for a third-straight season. MSU was trying for an amazing run of three seasons in a row of winning the OVC regular season title and OVC Tournament title.**Defining Moment:** Belmont's Tyler Scanlon hit a layup from under basket with three seconds left to lift the Bruins past the Murray State men's basketball team, 76-75, Saturday night in the finals of the 2020 OVC Men's Basketball Championship at the Ford Center in Evansville, Indiana.**Key Stats:** Tevin Brown led Murray State with 17 points, six assists and four rebounds and was named to the All-Tournament team. Demond Robinson followed Brown with 14 points and team-highs of six rebounds and six blocks. The freshman Robinson set a MSU record for the tournament with the six rejections.

Murray State 75 (23-9)

Player	fg	fga	3m3a	ft	fta	reb	pf	tp	a	to	blk	s	min
Robinson*	5	11	0	4	6	6	2	14	2	0	0	6	22
A. Smith*	4	6	0	0	0	5	3	8	1	2	0	0	23
D. Smith*	3	9	1	5	0	0	0	7	4	0	0	0	30
Brown*	5	12	2	4	5	6	4	2	17	6	1	0	40
Eaves	2	7	1	5	4	4	4	9	4	2	0	2	31
Williams	3	5	2	2	0	0	3	4	8	0	2	0	17
Carter	4	7	0	1	0	0	2	0	8	2	2	0	19
Gilmore	2	2	0	0	0	0	5	0	4	1	0	0	17
TOTALS	28	59	6	17	13	16	33	15	75	19	10	6	2

Belmont 76 (26-7)

Player	fg	fga	3m3a	ft	fta	reb	pf	tp	a	to	blk	s	min
Scanlon*	7	10	3	5	0	4	0	17	0	2	0	2	38
Muszynski*	10	15	0	1	5	8	4	25	0	2	0	2	25
Murphy*	4	13	0	4	2	3	6	3	10	6	3	0	30
Kunkel*	6	16	1	6	3	5	1	3	16	5	3	1	35
Benkert*	3	5	1	2	0	0	9	1	7	2	0	0	34
Sheppard	0	1	0	1	2	0	1	1	0	1	0	0	7
Adelsperger	0	0	0	0	0	2	0	0	0	0	0	0	13
Hopkins	0	2	0	0	1	0	1	0	0	2	0	0	8
Hollander	0	1	0	1	0	0	1	0	0	0	0	0	4
Pierson	0	0	0	0	0	0	0	0	0	0	0	0	6
Listau	0	1	0	1	0	0	0	0	0	0	0	0	+0
TOTALS	30	64	5	21	11	15	35	14	76	15	10	3	4

Half - MSU 32 BEL 32 Attendance - 4,456

(1) Murray State 68 (2) Belmont 51

March 3, 2018 • Evansville, Ind.
Ford Center**Game Story:** The Racers posted their 13th straight win and won the OVC Tournament title for the first time since 2012. Coach Matt McMahon led the Racers to the NCAA Tournament in his third season and he became the eighth-straight MSU coach to make the NCAA's.**Defining Moment:** Trailing 41-37 with 14:44 remaining, the Racers hit the Bruins with a run of 31-10 to finish the game.**Key Stats:** After starting the day 2-of-17 from the 3-point line, the Racers hit 7-of-14 in the final 16 minutes of the game.

Murray State 68 (26-6)

Player	fg	fga	3m3a	ft	fta	reb	pf	tp	a	to	blk	s	min
Miller*	4	17	2	8	1	1	8	3	11	1	3	1	2
Stark*	10	21	2	10	2	2	4	1	24	3	0	0	39
Sanchious*	2	2	0	0	0	8	3	4	0	0	2	1	24
Buchanan*	4	6	2	3	1	3	6	1	11	0	2	0	32
Morant*	4	13	3	7	4	4	5	1	15	5	0	0	34
Gilmore	0	0	0	0	0	1	0	0	0	0	0	0	1
Whitley	0	1	0	1	0	0	0	1	0	0	0	0	1
Taylor	0	0	0	0	0	0	0	0	0	0	0	0	1
Smith	0	1	0	0	0	2	1	0	0	0	0	0	9
Hawkins	1	4	0	2	1	1	3	0	3	0	0	0	14
Hopewell	0	0	0	0	0	0	0	1	0	0	0	0	1
Dupree	0	0	0	0	0	2	2	0	0	0	0	0	7
TOTALS	25	65	9	31	9	11	43	14	68	9	6	3	9

Belmont 51 (24-9)

Player	fg	fga	3m3a	ft	fta	reb	pf	tp	a	to	blk	s	min
Luke*	3	10	2	7	0	0	4	1	8	8	5	0	1
Windler*	4	7	1	2	1	2	6	4	10	1	2	2	31
McClain*	7	14	2	5	1	1	5	2	17	0	2	0	37
Egekeze*	2	12	1	10	2	2	6	0	7	0	0	0	39
Hadden*	0	3	0	2	0	0	1	2	0	0	0	0	9
Sampson	0	3	0	2	0	0	5	2	0	1	1	0	16
Benkert	0	0	0	0	0	0	0	0	0	0	0	0	1
Mercer	1	2	0	0	0	1	2	2	0	0	0	0	8
Adelsperger	3	4	0	0	1	2	5	1	7	0	1	0	21
TOTALS	20	55	6	28	5	7	35	14	51	10	13	2	1

Half - MSU 29 BEL 32 Attendance - 4,280

(1) Murray State 71 (3) Morehead State 67

March 5, 2022 • Evansville, Ind.
Ford Center**Game Story:** The 22nd ranked Racers captured its 18th OVC Tournament title and advanced to the NCAA Tournament for the same number of times. The game marked the Racers' final OVC Tournament appearance as they join the Missouri Valley Conference in 2022-23. MSU is the first team in OVC history to go undefeated in the regular season and postseason tournament. This was MSU's 31st appearance in the in the OVC championship game. They are 18-13.**Defining Moment:** The Racers hit six free throws in the final 1:13 to hold off the Eagles.**Key Stats:** Tevin Brown led MSU with 23 points, while Justice Hill scored 21 on 8-of-19 shooting. KJ Williams was a basket away from a double-double. All three were named to the All-Tournament Team and Hill was named MVP, the 17th in Racer history. The Racers made 10 3-point baskets in 22 attempts.

Morehead State 67 (23-11)

Player	fg	fga	3m3a	ft	fta	reb	pf	tp	a	to	blk	s	min
Broome*	13	20	0	1	6	11	8	4	32	1	1	2	34
Potter*	0	3	0	2	0	0	5	3	0	2	0	0	21
Hall*	3	7	2	4	0	0	3	3	8	1	2	0	34
Wolfe*	1	4	0	0	1	3	2	2	3	1	2	1	31
Cooper*	5	10	1	2	1	4	5	3	12	5	1	4	37
Hollowell	4	7	4	7	0	0	2	2	12	2	1	1	24
Sebree	0	2	0	1	0	0	3	0	0	0	1	0	9
Bryan	0	1	0	0	0	0	1	1	0	0	0	0	6
Thelwell	0	0	0	0	0	0	0	0	0	0	0	0	1
TOTALS	26	54	7	17	8	18	31	18	67	12	9	6	2

Murray State 71 (30-2)

Player	fg	fga	3m3a	ft	fta	reb	pf	tp	a	to	blk	s	min
Williams*	2	6	1	2	3	6	10	3	8	0	2	0	1
Burns*	1	3	0	0	0	0	9	4	2	1	1	0	19
Brown*	7	18	3	11	6	8	6	1	23	3	1	1	40
Collins*	1	2	2	1	0	0	3	0	3	2	0	0	14
Hill*	8	19	3	6	2	3	2	2	21	3	4	1	36
Hannibal	3	8	0	0	2	2	6	1	8	1	2	0	24
McMullen	0	3	0	0	0	0	4	0	0	0	1	1	5
Skipper-Brown	0	2	0	0	0	0	4	4	0	0	0	0	9
D. Smith	2	2	2	0	0	0	2	6	0	0	0	0	17
TOTALS	24	63	10	22	13	19	47	17	71	10	11	5	9

Half - MSU 34 MOR 34 Attendance - 6,491

(2) Murray State 77 (1) Belmont 65

NCAA TOURNAMENT APPEARANCES & TEAM RECORDS

MURRAY STATE - NCAA RESULTS

Year	Site	MSU Seed	Opponent	Opponent Seed	Venue	Result	Score	MSU High Scorer
03-10-1964	Evanston, Ill.	---	Loyola (Ill.)	---	Welsh-Ryan Arena	Lost	91-101	Jim Jennings (24)
03-08-1969	Carbondale, Ill.	---	Marquette	---	SIU Arena	Lost	62-82	Claude Virden (17)
03-18-1988	Lincoln, Neb.	14	North Carolina St.	3	Devaney Center	Won	78-75	Jeff Martin (23)
03-20-1988	Lincoln, Neb.	14	Kansas	6	Devaney Center	Lost	58-61	Jeff Martin (22)
03-15-1990	Knoxville, Tenn.	16	Michigan State	1	Thompson-Bolling	Lost	71-75(OT)	Popeye Jones (37)
03-15-1991	Atlanta, Ga.	13	Alabama	4	The Omni	Lost	79-89	Paul King (25)
03-19-1992	Milwaukee, Wis.	14	Arkansas	3	Bradley Center	Lost	69-80	Frank Allen (25)
03-17-1995	Tallahassee, Fla.	15	North Carolina	2	Leon Co. Civic Ctr.	Lost	80-70	Marcus Brown (26)
03-14-1997	Charlotte, N.C.	15	Duke	2	Charlotte Coliseum	Lost	71-68	Vincent Rainey (23)
03-13-1998	Oklahoma City, Okla.	9	Rhode Island	8	Myriad Center	Lost	97-74	Isaac Spencer (18)
03-11-1999	Indianapolis, Ind.	13	Ohio State	4	RCA Dome	Lost	72-58	Aubrey Reese (26)
03-15-2002	Chicago, Ill.	14	Georgia	3	United Center	Lost	68-85	Cuthbert Victor (23)
03-19-2004	Columbus, Ohio	12	Illinois	5	Nationwide Arena	Lost	53-72	Cuthbert Victor (15)
03-17-2006	Dayton, Ohio	14	North Carolina	3	Dayton Arena	Lost	69-65	Trey Pearson (18)
03-18-2010	San Jose, Calif.	14	Vanderbilt	3	HP Pavilion	Won	66-65	Isaac Miles (17)
03-20-2010	San Jose, Calif.	14	Butler	5	HP Pavilion	Lost	54-52	Isaiah Canaan (14)
03-15-2012	Louisville, Ky.	6	Colorado State	11	KFC Yum! Center	Won	58-41	Isaiah Canaan (15)
03-17-2012	Louisville, Ky.	6	Marquette	3	KFC Yum! Center	Lost	62-53	Isaiah Canaan (17)
03-26-2018	San Diego, Calif.	12	West Virginia	5	Viejias Arena	Lost	68-85	Terrell Miller (27)
03-21-2019	Hartford, Conn.	12	Marquette	5	XL Arena	Won	83-64	Tevin Brown (19)
03-23-2019	Hartford, Conn.	12	Florida State	4	XL Arena	Lost	90-62	Ja Morant (28)
03-17-2022	Indianapolis, Ind.	7	San Francisco	10	Gainbridge Fieldhouse	Won	92-87(OT)	Trae Hannibal/KJ Williams (18)
03-19-2022	Indianapolis, Ind.	7	Saint Peter's	15	Gainbridge Fieldhouse	Lost	70-60	Justice Hill (19)

TEAM RECORDS

POINTS BY MURRAY STATE

Year	Opponent	W/L	Total
2022	San Francisco OT	Won	92
1964	Loyola	Lost	91
2019	Marquette	Won	83
1991	Alabama	Lost	79
1988	NC State	Won	78
1998	Rhode Island	Lost	74
1990	Michigan State OT	Lost	71
1995	North Carolina	Lost	70
1992	Arkansas	Lost	69
2018	West Virginia	Lost	68
2002	Georgia	Lost	68
1997	Duke	Lost	68
2010	Vanderbilt	Won	66
2006	North Carolina	Lost	65
2019	Florida State	Lost	62
1969	Marquette	Lost	62
2022	Saint Peter's	Lost	60
2012	Colorado State	Won	58
1999	Ohio State	Lost	58
1988	Kansas	Lost	58
2012	Marquette	Lost	53
2004	Illinois	Lost	53
2010	Butler	Lost	52

POINTS BY OPPONENTS

Year	Opponent	W/L	Total
1964	Loyola	Lost	101
1998	Rhode Island	Lost	97
2019	Florida State	Lost	90
1991	Alabama	Lost	89
2022	San Francisco OT	Won	87
2018	West Virginia	Lost	85
2002	Georgia	Lost	85
1969	Marquette	Lost	82
1992	Arkansas	Lost	80
1995	North Carolina	Lost	80
1990	Michigan State OT	Lost	75
1988	NC State	Won	75
2004	Illinois	Lost	72
1999	Ohio State	Lost	72
1997	Duke	Lost	71
2022	Saint Peter's	Lost	70
2006	North Carolina	Lost	69
2010	Vanderbilt	Won	65
2019	Marquette	Won	64

2012	Marquette	Lost	62
1988	Kansas	Lost	61
2010	Butler	Lost	54
2012	Colorado State	Won	41

FIELD GOALS MADE BY MSU

Year	Opponent	FGM
1964	Loyola	40
2022	San Francisco OT	31
2019	Marquette	30
1998	Rhode Island	29
1997	Duke	29
1988	NC State	29
1991	Alabama	28
2002	Georgia	27
1992	Arkansas	26
1990	Michigan State OT	26
1995	North Carolina	26
1969	Marquette	26
2010	Vanderbilt	25
2006	North Carolina	25
2018	West Virginia	21
2019	Florida State	20
2012	Colorado State	20
2012	Marquette	20
1988	Kansas	19
2010	Butler	19
2022	Saint Peter's	18
1999	Ohio State	18
2004	Illinois	17

FIELD GOALS MADE BY OPPONENT

Year	Opponent	FGM
1998	Rhode Island	41
1964	Loyola	39
1991	Alabama	38
2019	Florida State	36
1992	Arkansas	34
1969	Marquette	34
1990	Michigan State OT	33
2022	San Francisco OT	32
2018	West Virginia	32
2002	Georgia	32
1988	NC State	31
2004	Illinois	27
1995	North Carolina	27
2019	Marquette	24
1999	Ohio State	24

1997	Duke	23
1988	Kansas	23
2022	Saint Peter's	22
2006	North Carolina	22
2010	Vanderbilt	22
2012	Marquette	21
2010	Butler	18
2012	Colorado State	16

FIELD GOALS ATTEMPTED BY MSU

Year	Opponent	FGA
1964	Loyola	86
1997	Duke	77
1995	North Carolina	73
1990	Michigan State OT	72
1998	Rhode Island	72
1991	Alabama	72
2002	Georgia	71
1999	Ohio State	66
2006	North Carolina	65
2022	San Francisco OT	64
2012	Marquette	64
2019	Florida State	61
2010	Vanderbilt	60
1988	NC State	58
2019	Marquette	56
1992	Arkansas	56
2022	Saint Peter's	52
1969	Marquette	52
1988	Kansas	51
2012	Colorado State	51
2018	West Virginia	51
2004	Illinois	49
2010	Butler	44

FIELD GOALS ATTEMPTED BY OPP

Year	Opponent	FGM
1964	Loyola	80
2019	Marquette	74
1998	Rhode Island	74
1988	NC State	73
1992	Arkansas	72
2019	Florida State	71
1990	Michigan State OT	67
1991	Alabama	66
2022	San Francisco OT	64
2002	Georgia	63
2018	West Virginia	62

1997	Duke	61
1969	Marquette	61
2004	Illinois	60
1999	Ohio State	57
2012	Marquette	55
2022	Saint Peter's	53
1995	North Carolina	51
2010	Butler	50
2010	Vanderbilt	50
1988	Kansas	49
2006	North Carolina	48
2012	Colorado State	48

FIELD GOAL PERCENTAGE BY MSU

Year	Opponent	FGM-A	Pct
2019	Marquette	30-56	.536
1969	Marquette	26-52	.500
1988	NC State	29-58	.500
2022	San Francisco OT	31-64	.484
1964	Loyola	40-86	.465
1992	Arkansas	26-56	.464
2010	Butler	19-44	.432
2010	Vanderbilt	25-60	.417
2018	West Virginia	21-51	.412
1998	Rhode Island	29-72	.403
2012	Colorado State	20-51	.392
1991	Alabama	28-72	.389
2006	North Carolina	25-65	.385
2002	Georgia	27-71	.380
1997	Duke	29-77	.377
1988	Kansas	19-51	.373
1990	Michigan State OT	26-72	.361
1995	North Carolina	26-73	.356
2004	Illinois	17-49	.347
2022	Saint Peter's	18-52	.346
2019	Florida State	20-61	.328
2012	Marquette	20-64	.313
1999	Ohio State	18-66	.273

NCAA TOURNAMENT RECORDS - TEAM

FIELD GOAL PERCENTAGE BY OPP

Year	Opponent	FGM-A	Pct
1991	Alabama	38-66	.576
1995	North Carolina	27-51	.529
1969	Marquette	34-61	.557
1998	Rhode Island	41-74	.554
2018	West Virginia	32-62	.516
2002	Georgia	32-63	.508
2019	Florida State	36-71	.507
1990	Michigan State	OT33-67	.493
1964	Loyola	39-80	.488
1992	Arkansas	34-72	.472
2022	San Francisco	OT 32-68	.471
1988	Kansas	23-49	.469
2006	North Carolina	22-48	.458
2004	Illinois	27-60	.450
2010	Vanderbilt	22-50	.440
1988	NC State	31-73	.425
1999	Ohio State	24-57	.421
2022	Saint Peter's	22-52	.415
2012	Colorado State	16-48	.392
2012	Marquette	21-55	.382
1997	Duke	23-61	.377
2010	Butler	18-50	.360
2019	Marquette	24-74	.324

3-POINT MADE BY MURRAY STATE

Year	Opponent	3PM
2002	Georgia	10
2019	Marquette	9
2010	Butler	9
1992	Arkansas	9
2022	Saint Peter's	8
2004	Illinois	8
2019	Florida State	7
2018	West Virginia	7
2010	Vanderbilt	7
2006	North Carolina	7
1995	North Carolina	7
1991	Alabama	7
1990	Michigan State	OT 7
1988	Kansas	7
2022	San Francisco	OT 6
1988	NC State	6
2012	Colorado State	5
1999	Ohio State	5
1998	Rhode Island	5
2012	Marquette	4
1997	Duke	3

3-POINT MADE BY BY OPPONENT

Year	Opponent	3PM
2019	Florida State	11
2022	San Francisco	OT 9
2004	Illinois	9
1997	Duke	9
2019	Marquette	9
2010	Butler	7
1991	Alabama	7
1995	North Carolina	6
1990	Michigan State	OT 6
1988	NC State	6
2006	North Carolina	5
2002	Georgia	5
1998	Rhode Island	5
1988	Kansas	5
2018	West Virginia	4
2012	Marquette	4
2010	Vanderbilt	4
1992	Arkansas	4
2022	Saint Peter's	3
2012	Colorado State	3
1999	Ohio State	3

1964	Loyola (No 3-point shot)
1969	Marquette (No 3-point shot)

3-POINT ATTEMPTED BY MSU

Year	Opponent	3PA
2002	Georgia	25
2022	Saint Peter's	24
1995	North Carolina	24
2018	West Virginia	23
1991	Alabama	23
1990	Michigan State	OT 22
2022	San Francisco	OT 21
2012	Marquette	21
1999	Ohio State	20
2004	Illinois	20
2019	Florida State	18
2019	Marquette	18
1988	Kansas	18
1998	Rhode Island	16
1992	Arkansas	16
2010	Vanderbilt	15
2010	Butler	14
2012	Colorado State	14
1997	Duke	14
1988	NC State	14
2006	North Carolina	12
1964	Loyola (No 3-point shot)	
1969	Marquette (No 3-point shot)	

3-POINT ATTEMPTED BY OPP

Year	Opponent	3PA
2022	San Francisco	OT 35
2019	Marquette	31
2019	Florida State	27
2004	Illinois	24
1997	Duke	24
2010	Butler	20
1990	Michigan State	OT 19
2006	North Carolina	18
1995	North Carolina	18
1998	Rhode Island	18
1992	Arkansas	17
1991	Alabama	16
2012	Marquette	15
2012	Colorado State	14
1988	NC State	14
2022	Saint Peter's	13
2010	Vanderbilt	12
2002	Georgia	12
1988	Kansas	11
1999	Ohio State	11
2018	West Virginia	11
1964	Loyola (No 3-point shot)	
1969	Marquette (No 3-point shot)	

3-POINT PERCENTAGE BY MSU

Year	Opponent	3PM-A	Pct
2010	Butler	9-14	.643
1992	Arkansas	9-16	.563
2019	Marquette	9-18	.500
2010	Vanderbilt	7-15	.467
1988	NC State	6-14	.429
2002	Georgia	10-25	.400
2004	Illinois	8-20	.400
2019	Florida State	7-18	.389
1988	Kansas	7-18	.389
1995	North Carolina	7-24	.356
2022	Saint Peter's	8-24	.333
1990	Michigan State	OT 7-22	.318
2018	West Virginia	7-23	.304
1991	Alabama	7-23	.304
2022	San Francisco	OT 6-21	.286
2006	North Carolina	7-27	.259

1999	Ohio State	5-20	.250
1998	Rhode Island	4-16	.250
1997	Duke	3-14	.214
2012	Colorado State	3-14	.214
2012	Marquette	4-21	.190
1964	Loyola (No 3-point shot)		
1969	Marquette (No 3-point shot)		

3-POINT PERCENTAGE BY OPP

Year	Opponent	FGM-A	Pct
1988	Kansas	5-11	.455
1991	Alabama	7-16	.438
1988	NC State	6-14	.429
2002	Georgia	5-12	.417
2019	Florida State	11-27	.407
1997	Duke	9-24	.375
2004	Illinois	9-24	.375
2018	West Virginia	4-11	.364
2010	Butler	7-20	.350
2010	Vanderbilt	4-12	.333
1995	North Carolina	6-18	.333
1990	Michigan State	OT 6-19	.316
2006	North Carolina	5-18	.278
1998	Rhode Island	5-18	.278
1999	Ohio State	3-11	.273
2012	Marquette	4-15	.267
2019	Marquette	8-31	.258
2022	San Francisco	OT 9-35	.257
1992	Arkansas	4-17	.235
2022	Saint Peter's	3-13	.231
2012	Colorado State	3-14	.214
1964	Loyola (No 3-point shot)		
1969	Marquette (No 3-point shot)		

FREE THROWS MADE BY MSU

Year	Opponent	FTM
2022	San Francisco	OT 24
2018	West Virginia	19
1999	Ohio State	17
2022	Saint Peter's	16
1991	Alabama	16
2019	Florida State	15
2019	Marquette	14
1988	NC State	14
2012	Colorado State	13
1988	Kansas	13
1998	Rhode Island	12
1990	Michigan State	OT 12
2004	Illinois	11
1995	North Carolina	11
1964	Loyola	11
1969	Marquette	10
2012	Marquette	9
2010	Vanderbilt	9
1992	Arkansas	8
2006	North Carolina	8
1997	Duke	7
2010	Butler	5
2002	Georgia	4

FREE THROWS MADE BY OPP

Year	Opponent	FTM
2022	Saint Peter's	23
1964	Loyola	23
1999	Ohio State	21
2006	North Carolina	20
1995	North Carolina	20
2018	West Virginia	17
2010	Vanderbilt	17
2012	Marquette	16
2002	Georgia	16
1997	Duke	16
2022	San Francisco	OT 14
1969	Marquette	14
2010	Butler	11
1998	Rhode Island	10
1988	Kansas	10
2004	Illinois	9
2019	Marquette	8
1992	Arkansas	8
2019	Florida State	7
1988	NC State	7
2012	Colorado State	6
1991	Alabama	6
1990	Michigan State	OT 3

FREE THROWS ATTEMPTED BY MSU

Year	Opponent	FTA
2022	San Francisco	OT 35
2012	Colorado State	26
2022	Saint Peter's	25
1999	Ohio State	25
2019	Marquette	24
2018	West Virginia	23
1988	NC State	22
1991	Alabama	22
2019	Florida State	21
2002	Georgia	21
1992	Arkansas	20
2010	Vanderbilt	17
2004	Illinois	17
1998	Rhode Island	17
1988	Kansas	16
1990	Michigan State	OT 16
1964	Loyola	14
1969	Marquette	13
1995	North Carolina	13
2006	North Carolina	12
1997	Duke	11
2010	Butler	12
2012	Marquette	10

FREE THROWS ATTEMPTED BY OPP

Year	Opponent	FTA
1964	Loyola	39
1999	Ohio State	35
2022	Saint Peter's	31
2010	Vanderbilt	29
1997	Duke	28
1969	Marquette	26
2006	North Carolina	25
2019	Marquette	24
2018	West Virginia	24
1995	North Carolina	24
2022	San Francisco	OT 22
2002	Georgia	21
2012	Marquette	21
2010	Butler	19
1998	Rhode Island	19
1988	Kansas	15
2004	Illinois	13
1988	NC State	13
2019	Marquette	12

NCAA TOURNAMENT RECORDS - TEAM

1992	Arkansas	12
1991	Alabama	11
2019	Florida State	9
2012	Colorado State	9
1990	Michigan State OT	5

FREE THROW PERCENTAGE MSU

Year	Opponent	Pct
2012	Marquette	.900
1995	North Carolina	.846
2018	West Virginia	.826
1988	Kansas	.813
1964	Loyola	.786
1969	Marquette	.769
2002	Georgia	.762
1990	Michigan State OT	.750
1991	Alabama	.727
2019	Florida State	.714
1998	Rhode Island	.706
2022	San Francisco OT	.686
1999	Ohio State	.680
2004	Illinois	.692
2006	North Carolina	.667
2022	Saint Peter's	.640
1988	NC State	.636
1997	Duke	.636
2019	Marquette	.583
1992	Arkansas	.562
2010	Vanderbilt	.529
2012	Colorado State	.500
2010	Butler	.417

FREE THROW PERCENTAGE OPP

Year	Opponent	Pct
1995	North Carolina	.833
2006	North Carolina	.800
2019	Florida State	.778
2002	Georgia	.762
2012	Marquette	.762
2022	Saint Peter's	.742
2018	West Virginia	.708
2004	Illinois	.692
2019	Marquette	.667
2012	Colorado State	.667
1988	Kansas	.667
2022	San Francisco OT	.636
1999	Ohio State	.600
1990	Michigan State OT	.600
1964	Loyola	.590
2010	Vanderbilt	.586
2010	Butler	.579
1997	Duke	.571
1992	Arkansas	.552
1991	Alabama	.545
1969	Marquette	.538
1988	NC State	.538
1998	Rhode Island	.526

REBOUNDS BY MURRAY STATE

Year	Opponent	REB
1999	Ohio State	48
2022	San Francisco OT	43
2012	Marquette	43
2019	Marquette	42
2002	Georgia	42
1991	Alabama	42
2010	Vanderbilt	39
2010	Butler	39
1988	NC State	37
2018	West Virginia	36
1998	Rhode Island	36
1995	North Carolina	35
2019	Florida State	33

2006	North Carolina	33
1990	Michigan State OT	33
2012	Colorado State	32
2022	Saint Peter's	31
1992	Arkansas	30
1988	Kansas	28
1997	Duke	28
2004	Illinois	27
1964	Loyola	---
1969	Marquette	---

REBOUNDS BY OPPONENT

Year	Opponent	REB
1990	Michigan State OT	51
2019	Florida State	49
2019	Marquette	44
2004	Illinois	44
1988	NC State	43
2012	Colorado State	40
1998	Rhode Island	40
2022	Saint Peter's	38
1999	Ohio State	38
2002	Georgia	38
1992	Arkansas	39
1991	Alabama	38
1995	North Carolina	38
2006	North Carolina	37
2012	Marquette	36
2022	San Francisco OT	35
1988	Kansas	34
2018	West Virginia	33
2010	Vanderbilt	33
1997	Duke	29
2010	Butler	22
1964	Loyola	---
1969	Marquette	---
1964	Loyola	---
1969	Marquette	---

ASSISTS BY MURRAY STATE

Year	Opponent	A
2019	Marquette	23
2022	San Francisco	17
1992	Arkansas	17
1991	Alabama	16
1988	NC State	15
2002	Georgia	15
2022	Saint Peter's	13
2010	Vanderbilt	13
2018	West Virginia	12
2010	Butler	12
1990	Michigan State OT	11
1988	Kansas	10
2012	Colorado State	9
1998	Rhode Island	9
2004	Illinois	8
2019	Florida State	7
2012	Marquette	7
1999	Ohio State	7
1997	Duke	7
1995	North Carolina	6
2006	North Carolina	5
1964	Loyola	---
1969	Marquette	---

ASSISTS BY OPPONENT

Year	Opponent	A
1992	Arkansas	26
1991	Alabama	23
2019	Florida State	21
2002	Georgia	21
1988	NC State	21
1990	Michigan State OT	20
2004	Illinois	19
2018	West Virginia	18
1988	Kansas	17
2006	North Carolina	15
2010	Vanderbilt	15
2022	Saint Peter's	14
1997	Duke	14
1998	Rhode Island	14
1995	North Carolina	12
1999	Ohio State	11
2012	Marquette	11
2022	San Francisco	10
2010	Butler	10
2012	Colorado State	7
2019	Marquette	6
1964	Loyola	---
1969	Marquette	---

TURNOVERS BY MURRAY STATE

Year	Opponent	TO
2010	Butler	18
1999	Ohio State	17
2002	Georgia	17
2012	Marquette	16
2018	West Virginia	16
1990	Michigan State OT	15
1991	Alabama	15
1992	Arkansas	15
2019	Florida State	13
1988	Kansas	13
1998	Rhode Island	13
2006	North Carolina	13
2022	Saint Peter's	12
2022	San Francisco	12
2019	Marquette	12
2010	Vanderbilt	11
1997	Duke	10
2004	Illinois	10
1988	NC State	9
1995	North Carolina	9
2012	Colorado State	8
1964	Loyola	NA
1969	Marquette	NA

TURNOVERS BY OPPONENT

Year	Opponent	TO
2012	Colorado State	22
1995	North Carolina	18
2006	North Carolina	17
1991	Alabama	16
1988	Kansas	15
1990	Michigan State OT	15
1997	Duke	13
2002	Georgia	13
2019	Florida State	12
2019	Marquette	12
2012	Marquette	12
2022	Saint Peter's	10
1998	Rhode Island	10
1999	Ohio State	10
2010	Vanderbilt	10
2022	San Francisco	9
2004	Illinois	8
1992	Arkansas	8
2018	West Virginia	8

1988	NC State	7
2010	Butler	6
1964	Loyola	NA
1969	Marquette	NA

BLOCKED SHOTS BY MSU

Year	Opponent	B
2022	Saint Peter's	7
2018	West Virginia	6
2019	Marquette	5
2012	Colorado State	5
2010	Vanderbilt	4
2012	Marquette	4
1988	Kansas	3
1991	Alabama	3
1997	Duke	3
1998	Rhode Island	3
2010	Butler	3
2019	Florida State	2
1999	Ohio State	2
2002	Georgia	2
2004	Illinois	2
2006	North Carolina	2
1988	NC State	2
1990	Michigan State OT	2
2022	San Francisco	1
1992	Arkansas	1
1964	Loyola	1
1969	Marquette	1
1995	North Carolina	0

BLOCKED SHOTS BY OPPONENT

Year	Opponent	B
1997	Duke	9
2022	Saint Peter's	7
1995	North Carolina	7
2022	San Francisco	6
2019	Florida State	6
1992	Arkansas	6
2019	Marquette	5
2004	Illinois	5
1998	Rhode Island	5
1999	Ohio State	3
2012	Marquette	4
2018	West Virginia	4
2010	Vanderbilt	4
2002	Georgia	3
1988	Kansas	3
1990	Michigan State OT	3
1991	Alabama	3
2006	North Carolina	3
2010	Butler	1
2012	Colorado State	1
1988	NC State	0
1964	Loyola	NA
1969	Marquette	NA

NCAA TOURNAMENT RECORDS - TEAM

STEALS BY MURRAY STATE

Year	Opponent	S
1995	North Carolina	11
1991	Alabama	10
2019	Marquette	9
2006	North Carolina	9
2012	Colorado State	9
2022	Saint Peter's	8
2019	Florida State	8
2002	Georgia	8
1998	Rhode Island	7
2012	Marquette	6
2022	San Francisco	5
2018	West Virginia	5
1988	Kansas	5
2010	Vanderbilt	4
2004	Illinois	4
1999	Ohio State	4
1990	Michigan State OT	4
1997	Duke	3
2010	Butler	3
1992	Arkansas	3
1988	NC State	2
1964	Loyola	NA
1969	Marquette	NA

STEALS BY OPPONENT

Year	Opponent	S
1988	Kansas	12
2019	Florida State	11
2006	North Carolina	10
2002	Georgia	10
1992	Arkansas	10
2018	West Virginia	9
1991	Alabama	9
2022	San Francisco OT	7
2012	Marquette	7
1998	Rhode Island	7
2019	Marquette	6
2010	Butler	6
2012	Colorado State	6
2022	Saint Peter's	5
2004	Illinois	5
1999	Ohio State	5
1995	North Carolina	5
2010	Vanderbilt	4
1988	NC State	3
1990	Michigan State OT	3
1997	Duke	3
1964	Loyola	NA
1969	Marquette	NA

NCAA TOURNAMENT RECORDS - INDIVIDUAL

POINTS BY MURRAY STATE

Year	Player	Total	Opponent
1990	Popeye Jones	37	Michigan State
2019	Ja Morant	28	Florida State
2018	Terrell Miller	27	West Virginia
1996	Aubrey Reese	26	Ohio State
1995	Marcus Brown	26	North Carolina
1991	Paul King	25	Alabama
1992	Frank Allen	25	Arkansas
1964	Jim Jennings	24	Loyola
1988	Jeff Martin	23	NC State
1997	Vincent Rainey	23	Duke
2002	Cuthbert Victor	23	Georgia
1991	Greg Coble	22	Alabama
2002	Justin Burdine	21	Georgia
1995	Vincent Rainey	21	North Carolina
1964	Al Varnas	21	Loyola
2022	Justice Hill	19	Saint Peter's
2019	Tevin Brown	19	Marquette
2019	KJ Williams	19	Marquette
2022	KJ Williams	18	San Francisco
2022	Trae Hannibal	18	San Francisco
2006	Trey Pearson	18	North Carolina
1998	Isaac Spencer	18	Rhode Island
1964	Stewart Johnson	18	Loyola
2022	Tevin Brown	17	San Francisco
2019	Ja Morant	17	Marquette
2010	Isacc Miles	17	Vanderbilt
1997	DT Mayes	17	Duke
1992	Frank Allen	17	Arkansas
1969	Claude Virden	17	Marquette
2012	Isaiah Canaan	16	Marquette
1998	DT Mayes	16	Rhode Island
1988	Don Mann	16	NC State
2022	Justice Hill	15	San Francisco
2012	Isaiah Canaan	15	Colorado State
2004	Cuthbert Victor	15	Illinois

POINTS BY OPPONENTS

Year	Player	Total	Opponent
2022	Jamaree Bouyea	36	San Francisco
2002	Jarvis Hayes	31	Georgia
1999	Michael Redd	27	Ohio State
1964	Jim Coleman	27	Loyola
2019	Markus Howard	26	Marquette
1997	Jeff Capel	25	Duke
1995	Jerry Stackhouse	25	North Carolina
1988	Danny Manning	25	Kansas
2006	Tyler Hansrough	24	North Carolina
1964	John Egan	24	Loyola
1964	Ron Miller	24	Loyola
1991	Melvin Cheatum	23	Alabama
1969	George Thompson	23	Marquette
2019	Mifondu Kebengele	22	Florida State
1990	Steve Smith	22	Michigan State
2018	Jevon Carter	21	West Virginia
2004	Dee Brown	21	Illinois
1992	Oliver Miller	21	Arkansas
1991	Robert Horry	21	Alabama
1990	Kirk Manns	21	Michigan State
1995	Serge Zwikker	19	North Carolina

FIELD GOALS MADE BY MURRAY STATE

Year	Player	Total	Opponent
1990	Popeye Jones	15	Michigan State
1997	Vincent Rainey	10	Duke
2002	Cuthbert Victor	10	Georgia
1964	Al Varnas	10	Loyola
1995	Marcus Brown	9	North Carolina
1995	Vincent Rainey	9	North Carolina
1992	Frank Allen	9	Arkansas
1991	Greg Coble	9	Alabama
1964	Stewart Johnson	9	Loyola

2022	KJ Williams	8	San Francisco
2019	Ja Morant	8	Florida State
2019	KJ Williams	8	Marquette
2018	Terrell Miller	8	West Virginia
1998	Isaac Spencer	8	Rhode Island
1997	DT Mayes	8	Duke
1969	Claude Virden	8	Marquette

FIELD GOALS MADE BY OPPONENTS

Year	Player	Total	Opponent
2002	Jarvis Hayes	14	Georgia
2022	Jamaree Bouyea	13	San Francisco
1991	Melvin Cheatum	11	Alabama
2019	Mifondu Kebengele	10	Florida State
1992	Oliver Miller	10	Arkansas
1990	Steve Smith	10	Michigan State
1988	Danny Manning	10	Kansas
1964	Ron Miller	10	Loyola
1999	Michael Redd	10	Ohio State
2019	Markus Howard	9	Marquette
2018	Jevon Carter	9	West Virginia
1997	Jeff Capel	9	Duke
1995	Jerry Stackhouse	9	North Carolina
1990	Kirk Manns	9	Michigan State
1969	George Thompson	9	Marquette
1964	Jim Coleman	9	Loyola
1964	John Egan	9	Loyola

FIELD GOALS ATTEMPTED BY MURRAY STATE

Year	Player	Total	Opponent
1990	Popeye Jones	36	Michigan State
1996	Vincent Rainey	26	Duke
1964	Stewart Johnson	23	Loyola
2019	Ja Morant	21	Florida State
1995	Vincent Rainey	21	North Carolina
1964	Jim Jennings	21	Loyola
2002	Justin Burdine	20	Georgia
2002	Cuthbert Victor	20	Georgia
1997	DT Mayes	20	Duke
1995	Marcus Brown	20	North Carolina
1998	DT Mayes	19	Rhode Island
1992	Popeye Jones	19	Arkansas
2012	Isaiah Canaan	17	Marquette
1998	Chad Townsend	17	Rhode Island
1992	Frank Allen	17	Arkansas
1969	Claude Virden	17	Marquette
1995	William Moore	16	North Carolina
1995	Vincent Rainey	21	North Carolina
2012	Isaiah Canaan	17	Marquette
1991	Greg Coble	16	Alabama
1997	Chad Townsend	16	Duke
1991	Popeye Jones	16	Alabama
1998	Aubrey Reese	15	Ohio State
2022	KJ Williams	14	San Francisco
2010	B.J. Jenkins	14	Vanderbilt
2004	Chris Shumate	14	Illinois
1998	Isaac Spencer	14	Rhode Island
1991	Frank Allen	14	Alabama
1988	Don Mann	14	NC State
2022	Tevin Brown	13	San Francisco
2022	Justice Hill	13	San Francisco
2012	Donte Poole	13	Marquette
2012	Ivan Aska	13	Marquette
2012	Isaiah Canaan	13	Colorado State
2006	Trey Pearson	13	North Carolina
2004	Adam Chiles	13	Illinois
2022	Trae Hannibal	12	San Francisco
2019	Tevin Brown	12	Marquette
2019	Shaq Buchanan	12	Marquette
2018	Jonathan Stark	12	West Virginia
2006	Justin Orr	12	North Carolina

FIELD GOALS ATTEMPTED BY OPPONENTS

Year	Player	Total	Opponent
2019	Markus Howard	27	Marquette
2022	Jamaree Bouyea	26	San Francisco
1964	John Egan	26	Loyola
1969	George Thompson	20	Marquette
1988	Danny Manning	19	Kansas
1990	Kirk Manns	18	Michigan State
2019	Sam Hauser	17	Marquette
2018	Jevon Carter	17	West Virginia
2004	Dee Brown	17	Illinois
1997	Jeff Capel	17	Duke

FIELD GOAL PERCENTAGE BY MURRAY STATE

(Min. 6 attempts)

Year	Player	Total	Pct	Opponent
1998	Michael Floyd	5-6	.833	Rhode Island
2019	KJ Williams	8-10	.800	Marquette
2018	Terrell Miller	8-11	.727	W. Virginia
1969	Hector Blondet	7-10	.700	Marquette
1964	Al Varnas	10-15	.666	Loyola
1988	Jeff Martin	7-11	.636	NC State
2010	Isaiah Canaan	5-8	.625	Butler
2004	Cuthbert Victor	5-8	.625	Illinois
2012	Jewuan Long	5-8	.625	Marquette
2010	Isaiah Canaan	5-8	.625	Butler
2002	Cuthbert Victor	5-8	.625	Georgia
1991	John Jackson	6-10	.600	Alabama

FIELD GOAL PERCENTAGE BY OPPONENTS

(Min. 6 attempts)

Year	Player	Total	Pct	Opponent
1992	Oliver Miller	10-11	.909	Arkansas
2012	Pierce Hornung	6-7	.857	Colorado St.
2019	M. Kabengele	10-12	.833	Florida State
1998	Anthony Reynolds	8-10	.800	Rhode Island
1995	Jerry Stackhouse	9-12	.750	North Carolina
1969	Jeff Sewell	8-11	.727	Marquette
2022	Zane Meeks	5-7	.714	San Francisco
1991	Latrell Spreewell	5-7	.714	Alabama
1964	Jim Coleman	9-13	.692	Loyola
1998	Luther Clay	6-9	.666	Rhode Island
1991	Robert Hory	8-12	.666	Alabama

3 POINT MADE BY MURRAY STATE

Year	Player	Total	Opponent
1992	Frank Allen	6	Arkansas
2022	Justice Hill	5	Saint Peter's
2019	Ja Morant	5	Florida State
2019	Tevin Brown	5	Marquette
2018	Terrell Miller	5	West Virginia
2002	Justin Burdine	5	Georgia
2010	Isaiah Canaan	4	Butler
2006	Trey Pearson	4	North Carolina
1995	William Moore	4	North Carolina
2002	Isacc Miles	4	Vanderbilt
1991	Greg Coble	4	Alabama
1988	Don Mann	4	NC State
2022	Tevin Brown	3	San Francisco
2004	Chris Shumate	3	Illinois
1999	Aubrey Reese	3	Ohio State
1991	Paul King	3	Alabama
1990	Popeye Jones	3	Michigan State

NCAA TOURNAMENT RECORDS - INDIVIDUAL

3 POINT MADE BY OPPONENTS

Year	Player	Total	Opponent
1997	Jeff Capel	5	Duke
2022	Jamaree Bouyeya	4	San Francisco
2019	Markus Howard	4	Marquette
1988	Kevin Pritchard	4	Kansas
2019	RaiQuan Gray	3	Florida State
2019	PJ Savoy	3	Florida State
2004	Dee Brown	3	Illinois
1995	Jeff McInnis	3	North Carolina
1991	James Robinson	3	Alabama
1991	Robert Hory	3	Alabama
1990	Kirk Manns	3	Michigan State

3 POINT ATTEMPTED BY MURRAY STATE

Year	Player	Total	Opponent
2002	Justin Burdine	11	Georgia
2022	Tevin Brown	10	Saint Peter's
2006	Trey Pearson	10	N. Carolina
1995	William Moore	10	North Carolina
2022	Tevin Brown	9	San Francisco
2022	Justice Hill	9	Saint Peter's
2019	Tevin Brown	9	Marquette
1992	Frank Allen	9	Arkansas
1991	Paul King	9	Alabama
1988	Don Mann	9	Kansas
1988	Jeff Martin	9	NC State
2018	Terrell Miller	8	West Virginia
2012	Isaiah Canaan	8	Marquette
2006	Trey Pearson	8	North Carolina

3 POINT ATTEMPTED BY OPPONENTS

Year	Player	Total	Opponent
2019	Markus Howard	14	Marquette
2022	Jamaree Bouyeya	12	San Francisco
1990	Kirk Manns	11	Michigan State
2019	PJ Savoy	8	Florida State
1999	Scottie Penn	8	Ohio State
1997	Jeff Capel	8	Duke
2019	Sam Huaser	7	Marquette
2010	Willie Veasley	7	Butler
2010	Jeffery Taylor	7	Vanderbilt
1998	Cuttino Mobley	7	Rhode Island
2010	A.J. Ogilvy	7	Vanderbilt
2022	Khalil Shabazz	6	Saint Peter's
2022	Julian Rishwain	6	Saint Peter's
2012	Darius Odom	6	Marquette
1995	Donald Williams	6	North Carolina
1992	Lee Mayberry	6	Arkansas
1988	Kevin Pritchard	6	Kansas
1988	Rod Monroe	6	North Carolina

3 POINT PERCENTAGE BY MURRAY STATE

(Min. 4 attempts)

Year	Player	Total	Pct	Opponent
2010	Isaiah Canaan	4-4	1.000	Butler
2019	Ja Morant	5-6	.833	Florida State
1992	Frank Allen	6-9	.666	Arkansas
2018	Terrell Miller	5-8	.625	West Virginia
2022	Justice Hill	5-9	.555	Saint Peter's
2019	Tevin Brown	5-9	.555	Marquette
1992	Maurice Cannon	2-4	.500	Arkansas
2006	Trey Pearson	4-8	.500	N. Carolina
1991	Greg Coble	4-8	.500	Alabama
1988	Paul King	3-6	.500	Kansas
2010	Isacc Miles	2-4	.500	Vanderbilt
1988	Don Mann	4-9	.	NC State

3 POINT PERCENTAGE BY OPPONENTS

(Min. 4 attempts)

Year	Player	Total	Pct	Opponent
2019	RaiQuan Gray	3-4	.750	Florida State
1995	Jeff McInnis	3-4	.750	N. Carolina
1988	Kevin Pritchard	4-6	.666	Kansas
1997	Jeff Capel	5-8	.625	Duke
1991	Robert Hory	3-5	.600	Alabama

FREE THROWS MADE BY MURRAY STATE

Year	Player	Total	Opponent
1999	Aubrey Reese	11	Ohio State
1991	Paul King	10	Alabama
1988	Jeff Martin	9	NC State
2022	KJ Williams	8	Saint Peter's
1964	Jim Jennings	8	Loyola
2019	Ja Morant	7	Florida State

FREE THROWS MADE BY OPPONENTS

Year	Player	Total	Opponent
2006	Tyler Hansbrough	8	North Carolina
2022	KC Ndefo	7	Saint Peter's
1999	Michael Redd	7	Ohio State
1995	Jerry Stackhouse	7	North Carolina
1995	Serge Zwikker	7	North Carolina
2022	Jamaree Bouyeya	6	San Francisco
1997	Roshown McLeod	6	Duke
2002	Ezra Williams	5	Georgia
1992	Todd Day	5	Arkansas

FREE THROWS ATTEMPTED BY OPPONENTS

Year	Player	Total	Opponent
1999	Michael Redd	12	Ohio State
1964	Jim Coleman	12	Loyola
2006	Tyler Hansbrough	10	North Carolina
1997	Roshown McLeod	10	Duke
2022	KC Ndefo	9	Saint Peter's
1995	Jerry Stackhouse	9	North Carolina

FREE THROW PERCENTAGE BY MURRAY STATE

(Min. 5 attempts)

Year	Player	Total	Pct	Opponent
1988	Jeff Martin	7-7	1.000	Kansas
2018	Jonathan Stark	6-6	1.000	West Virginia
1995	Marcus Brown	6-6	1.000	North Carolina
2019	Ja Morant	5-5	1.000	Marquette
2010	Isacc Miles	5-5	1.000	Vanderbilt
1998	Chad Townsend	5-6	.833	Rhode Island
1988	Jeff Martin	9-10	.900	NC State
1964	Jim Jennings	8-9	.888	Loyola
2022	Trae Hannibal	6-7	.857	San Francisco
2018	Terrell Miller	6-7	.857	West Virginia
2012	Isaiah Canaan	6-7	.857	Marquette
1988	Don Mann	6-7	.857	Kansas
1991	Paul King	10-12	.833	Alabama
2022	Tevin Brown	4-5	.800	San Francisco
1999	Aubrey Reese	11-14	.786	Ohio State
2019	Ja Morant	7-9	.777	Florida State
2012	Isaiah Canaan	6-8	.750	Colorado St.

FREE THROW PERCENTAGE BY OPPONENTS

(Min. 5 attempts)

Year	Player	Total	Pct	Opponent
1964	George Thompson	5-5	1.000	Marquette
2018	Sagaba Konate	4-4	1.000	West Virginia
2022	Jamaree Bouyeya	6-8	.750	San Francisco
1995	Serge Zwikker	6-8	.750	North Carolina
2018	Teddy Allen	6-7	.857	West Virginia
2002	Ezra Williams	5-6	.833	Georgia
1992	Todd Day	5-6	.833	Arkansas
2019	Terance Mann	4-5	.800	Florida State
2006	Tyler Hansbrough	8-10	.800	North Carolina
2022	KC Ndefo	7-9	.777	Saint Peter's

1995	Jerry Stackhouse	7-9	.777	North Carolina
1964	Jim Coleman	9-12	.750	Loyola

REBOUNDS BY MURRAY STATE

Year	Player	Total	Opponent
1964	Jim Jennings	19	Loyola
2017	Terrell Miller	17	West Virginia
1992	Popeye Jones	15	Arkansas
1990	Popeye Jones	15	Michigan State
2012	Ed Daniel	14	Marquette
2002	James Singleton	12	Georgia
1998	Isaac Spencer	12	Rhode Island
2019	Ja Morant	11	Marquette
1999	Duane Virgil	11	Ohio State
2010	Tony Easley	11	Butler
1990	Popeye Jones	11	Michigan State
1988	Chris Ogden	11	NC State
1997	Vincent Rainey	10	Duke
1997	DT Mayes	10	Duke
2012	Ivan Aska	10	Marquette
1997	Vincent Rainey	10	Duke
1997	DT Mayes	10	Duke
1969	Claude Virden	10	Marquette
1964	Al Varnas	10	Loyola

REBOUNDS BY OPPONENTS

Year	Player	Total	Opponent
2012	Pierce Hornung	17	Colorado State
2012	Jaе Crowder	13	Marquette
1988	Carl Shackleford	12	NC State
2019	Ed Morrow	11	Marquette
1995	Jerry Stackhouse	11	North Carolina
1990	Ken Redfield	11	Michigan State
1990	Steve Smith	11	Michigan State
2019	Sam Huaser	10	Marquette
1999	Jason Singleton	10	Ohio State
1997	Roshown McLeod	10	Duke

ASSISTS BY MURRAY STATE

Year	Player	Total	Opponent
2019	Ja Morant	16	Marquette
1988	Don Mann	8	NC State
2002	Antoine Wheelchel	7	Georgia
1988	Don Mann	6	Kansas
1991	Popeye Jones	6	Alabama
1998	Chad Townsend	6	Rhode Island
2010	B.J. Jenkins	5	Vanderbilt
1992	Frank Allen	5	Arkansas
1992	Maurice Cannon	5	Arkansas
2018	Jonathan Stark	4	West Virginia
1997	Chad Townsend	4	Duke

ASSISTS BY OPPONENTS

Year	Player	Total	Opponent
2002	Rashad Wright	10	Georgia
1992	Lee Mayberry	9	Arkansas
1990	Mike Montgomery	9	Michigan State
2018	Jevon Carter	8	West Virginia
2004	Deron Williams	8	Illinois
1999	Tyson Wheeler	7	Rhode Island
2019	Terance Mann	6	Florida State
2010	Ronald Nored	6	Butler
2010	Andre Walker	6	Vanderbilt
2004	Luther Head	5	Illinois
1998	S. Wojciechowski	5	Duke
1995	Jerry Stackhouse	5	North Carolina
1992	Todd Day	5	Arkansas
1988	Brian Howard	5	NC State
1988	Chris Corchinani	5	NC State
1988	Vinny Del Negro	5	NC State

NCAA TOURNAMENT RECORDS - INDIVIDUAL

STEALS BY MURRAY STATE

Year	Player	Total	Opponent
1995	Vincent Rainey	6	North Carolina
2022	Trae Hannibal	4	Saint Peter's
2012	Ed Daniel	4	Colorado State
2022	Justice Hill	3	Saint Peter's
2019	Shaq Buchanan	3	Marquette
2012	Jewuan Long	3	Marquette
2010	Danero Thomas	3	Vanderbilt
2006	Issian Redding	3	North Carolina
2002	Cuthbert Victor	3	Georgia
1998	Duane Virgil	3	Rhode Island
1995	William Moore	3	North Carolina
1991	Paul King	3	Alabama
1991	Frank Allen	3	Alabama
2022	DJ Burns	2	San Francisco
2022	Tevin Brown	2	San Francisco
2019	KJ Williams	2	Florida State
2019	Darnell Cowart	2	Florida State
2019	Tevin Brown	2	Florida State
2018	Terrell Miller	2	West Virginia
2010	B.J. Jenkins	2	Butler
1999	Aubrey Reese	2	Ohio State
1997	Vincent Rainey	2	Duke
1992	Maurice Cannon	2	Arkansas

STEALS BY OPPONENTS

Year	Player	Total	Opponent
2018	Jevon Carter	6	West Virginia
2019	RaiQuan GRAY	5	Florida State

2002	Chris Daniels	4	Georgia
2022	Patrick Tape	3	San Francisco
2019	Brendan Bailey	3	Marquette
1988	Keith Harris	3	Kansas
1991	Melvin Cheatum	3	Alabama
1992	Isaiah Morris	3	Arkansas
1999	Michael Redd	3	Ohio State
1995	Tyler Hansbrough	3	North Carolina
2012	Jae Crowder	3	Marquette

BLOCKED SHOTS BY MURRAY STATE

Year	Player	Total	Opponent
2018	Ja Morant	3	West Virginia
2010	Danero Thomas	3	Vanderbilt
2022	Justice Hill	2	Saint Peter's
2010	Tony Easley	2	Butler
2012	Ed Daniel	2	Marquette
2002	James Singleton	2	Georgia
1991	Popeye Jones	2	Alabama

BLOCKED SHOTS BY OPPONENTS

Year	Player	Total	Opponent
2022	KC Ndefo	6	Saint Peter's
1999	Ken Johnson	5	Ohio State
1998	Anthony Reynolds	4	Rhode Island
2022	Patrick Tape	3	San Francisco
2019	Mfiiondu Kabengele	3	Florida State
1998	Joshua King	3	Rhode Island
1995	Roshown McLeod	3	Duke
1992	Oliver Miller	3	Arkansas

MINUTES PLAYED BY MURRAY STATE

1990	Popeye Jones	45	Michigan State
2022	Justice Hill	44	San Francisco
1990	Paul King	44	Michigan State
1990	Frank Allen	41	Michigan State
2022	Tevin Brown	40	Saint Peter's
1997	Chad Townsend	40	Duke
1988	Don Mann	40	NC State
2019	Ja Morant	39	Marquette
2019	Shaq Buchanan	39	Marquette
2018	Jonathan Stark	39	West Virginia
2012	Isaiah Canaan	39	Marquette
2002	Cuthbert Victor	39	Georgia
1997	DT Mayes	39	Duke
1995	Marcus Brown	39	North Carolina
1992	Maurice Cannon	39	Arkansas
1992	Popeye Jones	39	Arkansas
2019	Ja Morant	38	Florida State
2002	Antoine Whelchel	38	Georgia
2004	Chris Shumate	38	Illinois
1992	Frank Allen	38	Arkansas
1991	Greg Coble	38	Alabama
1990	Greg Coble	38	Michigan State
1991	Paul Ling	38	Alabama
1988	Paul King	38	NC State



Photo by: David Eaton

NCAA TOURNAMENT GAMES

Murray State 91 Loyola 101
 March 10, 1964 • Evanston, Ill.
 Welsh-Ryan Arena

MURRAY STATE (91)

Jennings 8-21 8-9 24, Varnas 10-15 1-1 21, Johnson 9-23 0-0 18, Pendleton 7-15 1-1 15, Schlosser 2-4 0-2 4, Goheen 3-5 1-1 7, Goebel 0-0 0-0 0, Walker 1-3 0-0 2. Totals 40-86 11-14 91.

LOYOLA (101)

Rouse 6-14 4-8 16, Miller 10-16 1-4 21, Hunter 5-10 3-6 13, Coleman 9-13 9-12 27, Egan 9-26 6-9 24, Wood 0-1 0-0 0, Monzke 0-0 0-0 0. Totals 39-80 23-39 101.

Halftime: MSU 43, LOY 54.

Murray State 62 Marquette 82
 March 8, 1969 • Carbondale, Ill.
 SIU Arena

MURRAY STATE (62)

Viriden 8-17 1-1 17, Blondet 7-10 1-1 15, Johnson 4-7 2-3 10, Young 3-7 1-1 7, Streeby 0-4 2-2 2, Stocks 3-5 3-4 9, Romani 0-0 0-0 0, Riley 1-1 0-1 2, Wilson 0-0 0-0 0, Steverson 0-1 0-0 0. Totals 26-52 10-13 62.

MARQUETTE (82)

Thompson 9-20 5-5 23, Thomas 4-8 1-1 9, Cobb 4-6 2-9 10, Sewell 8-11 1-2 17, Meminger 6-11 3-4 15, Rahn 0-1 0-0 0, Burke 1-2 0-0 2, Smith 0-0 0-1 0, Reider 0-0 0-0 0, Black 0-0 1-2 1, Curran 0-0 1-2 1, McMahon 2-2 0-0 2. Totals 34-61 14-26 82.

Halftime: MSU 32, MU 42.

Murray State 79 North Carolina State 75
 March 18, 1988 • Lincoln, Neb.
 Devaney Center

In the 1988 NCAA Tournament the Murray State Racers became a national story when they upset Jim Valvano's North Carolina State team in Lincoln, Neb., by a 78-75 score. How did the Racers do it? Part of the story was MSU's 14 made free throws which was more than the 13 NCSU attempted. MSU also played an outstanding defensive game in holding NCSU to 42 percent from the field, while matching it when they had the ball. This magical moment stands as the first win for the Racers in the NCAA Tournament.

#14 Murray State 79 (22-8)

Player	min	fg	fga	ft	fta	reb	ast	to	tp
Ogden*	31	6	7	0	1	11	1	1	12
Martin*	34	7	11	9	10	5	2	1	23
Sias*	33	4	13	1	2	7	2	2	9
Mann*	40	5	14	2	4	6	8	1	16
King*	38	3	7	1	2	2	2	2	9
Brooks	8	0	1	0	0	1	0	1	0
McClatchey	7	3	3	0	0	1	0	0	6
Foster	9	1	2	1	3	3	0	0	3
TOTALS	200	29	58	14	22	37	15	9	75

#3 North Carolina State 75 (24-8)

Player	min	fg	fga	ft	fta	reb	ast	to	tp
Brown*	36	7	14	1	3	8	0	2	15
Howard*	21	3	7	2	3	3	5	2	8
Shackleford*	35	7	17	1	3	12	2	1	15
Corchiani*	29	2	7	1	2	4	5	1	7
Del Negro*	39	6	12	2	2	9	5	1	16
Weems	11	1	1	0	0	1	3	0	2
Monroe	24	5	15	0	4	1	0	12	
Lester	5	0	0	0	0	1	0	0	0
TOTALS	200	31	73	7	13	43	21	7	75

Halftime - MSU 41 NCSU 36 Three-point goals - MSU 6-14 (Martin 0-1, Mann 4-9, King 2-4) NCSU 6-14 (Corchiani 2-3, Del Negro 2-5, Monroe 2-6) Blocks - MSU 1 (King 1) NCSU 0 Steals - MSU 2 (Mann 1, King 1) NCSU 3 (Weems 1, Del Negro 1, Corchiani 1) Fouled out - None Attendance - 11,117

Murray State 58 Kansas 61
 March 20, 1988 • Lincoln, Neb.
 Devaney Center

The Racers came back two days later in Lincoln, Neb. and took eventual National Champion Kansas to the brink before bowing out in a 61-58 loss. Jeff Martin's basket with :50 remaining gave MSU a 58-57 lead and the inside track on a trip to the Sweet-16, but Danny Manning had other ideas. The Kansas All-American hit a hook shot in the lane for a one-point Jayhawks lead, before Don Mann of Murray State missed a three-pointer for the win with :03 left. The M&M Boys left their mark on Murray State Basketball. Martin finished with 22 points, while Mann added 16.

#14 Murray State 58 (22-9)

Player	min	fg	fga	ft	fta	reb	ast	to	tp
Martin*	40	7	16	7	7	7	3	2	22
Ogden*	31	1	4	0	0	4	1	2	2
Sias*	26	1	3	0	0	4	0	1	2
Mann*	39	4	15	6	7	4	6	2	16
King*	32	3	7	0	0	1	0	1	9
McClatchey	14	1	1	0	0	0	0	2	2
Foster	9	0	0	0	0	3	0	2	0
Brooks	9	2	5	0	0	0	0	1	5
TOTALS	200	19	51	13	16	28	10	13	58

#6 Kansas 61 (23-11)

Player	min	fg	fga	ft	fta	reb	ast	to	tp
Newton*	29	5	10	1	2	3	2	2	11
Piper*	21	1	3	0	2	5	3	3	2
Manning*	35	10	19	5	7	5	1	3	25
Pritchard*	38	4	9	4	4	4	2	0	16
Gueldner*	23	1	4	0	0	4	2	2	3
Barry	17	0	0	0	0	0	4	0	0
Maddox	12	0	1	0	0	3	0	2	0
Harris	22	2	3	0	0	8	3	3	4
Normore	2	0	0	0	0	0	0	0	0
Minor	1	0	0	0	0	0	0	0	0
TOTALS	200	23	49	10	15	34	17	15	61

Halftime - MSU 23 KU 28 Three-point goals - MSU 7-18 (Martin 1-2, Mann 2-9, King 3-6, Brooks 1-1) KU 5-11 (Newton 0-2, Manning 0-1, Pritchard 4-6, Gueldner 1-2) Blocks - MSU 1 (McClatchey 1) KU 3 (Newton 1, Piper 1, Manning 1) Steals - MSU 5 (King 3, Brooks 1, Ogden 1) KU 12 (Harris 3, Barry 2, Gueldner 2, Pritchard 1, Manning 1, Piper 1, Newton 1) Fouled out - Piper, Sias Attendance - 14,453



Murray State vs Kansas in 1988

NCAA TOURNAMENT GAMES

Murray State 71 Michigan State 75 OT
 March 15, 1990 • Knoxville, Tenn.
 Thompson-Bolling Arena

In the 1990 NCAA Tournament the Racers came up with magic in Knoxville, Tenn., when they nearly became the first 16-seed to upset a 1-seed, but fell short to Michigan State 75-71 in overtime. Late in the second half the Racers trailed by six points with 2:22 remaining when Greg Coble went to work. The MSU guard hit a layup and free throw to cut the lead to three. Then with time running out he hit a three-pointer at the buzzer to send the game into overtime at 65-65. In the extra time, Frank Allen hit another three to tie the game at 71-71 with 1:06 left, but Michigan State got back-to-back baskets in the final :43 to escape with the win. Sophomore Popeye Jones burst onto the national scene with 37 points and 11 rebounds.

#16 Murray State 71 (21-9)

Player	min	fg	fga	ft	fta	reb	ast	to	tp
Pride*	13	0	0	0	0	1	0	0	0
Ogden*	37	1	7	0	0	5	0	0	2
Jones*	45	15	36	4	6	11	0	0	37
King*	44	2	6	2	4	5	4	1	7
Allen*	41	4	11	4	4	6	4	3	14
Coble	38	4	12	2	2	2	3	0	11
Rosario	4	0	0	0	0	1	0	0	0
Sivills	2	0	0	0	0	0	0	1	0
TOTALS	200	26	72	12	16	33	11	5	71

#1 Michigan State 75 (24-6)

Player	min	fg	fga	ft	fta	reb	ast	to	tp
Redfield*	38	5	11	1	2	11	1	3	11
Steigenga*	17	0	2	2	2	3	1	2	2
Peplowski*	26	1	3	0	0	6	1	1	1
2 Smith*	40	10	16	0	0	11	4	3	22
Montgomery *	34	2	5	0	1	4	9	3	5
Manns	26	9	18	0	0	3	1	0	21
Hickman	14	0	3	0	0	2	1	0	0
Stephens	29	6	9	0	0	5	2	3	12
Wolfe	1	0	0	0	0	0	0	0	0
TOTALS	200	33	67	3	5	51	20	15	75

Halftime - MSU 31 MiSU 33 Three-point goals - MSU 7-22 (Jones 3-7, King 1-3, Allen 2-7, Coble 1-5) MiSU 6-19 Redfield 0-1, Smith 2-5, Montgomery 1-2, Manns 3-11) Blocks - MSU 2 (Jones 1, King 1) MiSU 3 (Steigenga 1, Smith 1, Montgomery 1) Steals - MSU 4 (Ogden 1, Jones 1, King 1, Coble 1) MiSU 3 (Redfield 2, Hickman 1) Fouled out - None Attendance - 11, 287

Murray State 79 Alabama 89
 March 15, 1991 • Atlanta, Ga.
 The Omni

The Murray State Racers met the Alabama Crimson Tide in the 1991 NCAA Tournament in Atlanta, Ga., and ended their season in an 89-79 loss. With 8:27 left in the first half, Alabama put together the run that decided the game. Leading 11-7, the Racers saw Alabama go on a 17-3 run to take a 28-10 lead. The lead eventually went to 26 with 15:08 left in the game. It was one of the rare times that the Racers didn't put up a competitive fight in the NCAA Tournament. Paul King led MSU with 25 points, while Greg Coble added 22. The Racers had their hands full with future NBA stars Robert Horry who had 21 points, while Latrell Sprewell scored 12.

#13 Murray State 79 (24-9)

Player	min	fg	fga	ft	fta	reb	ast	to	tp
Coble	G 38	9	16	0	0	5	4	5	22
Jackson	F 33	6	10	0	0	7	1	3	12
Jones	C 36	5	16	1	4	8	6	2	11
King	F 38	6	13	10	12	3	0	2	25
Allen	G 30	2	14	0	0	0	3	2	4
Adams	7	0	0	0	0	1	0	1	0
Gumm	10	0	1	3	4	4	1	0	3
Overstreet	3	0	0	0	0	1	0	0	0
Sivills	3	0	1	2	2	1	1	0	2
Gold	1	0	0	0	0	0	0	0	0
Birdsong	1	0	1	0	0	2	0	0	0
TOTALS	200	28	72	16	22	42	16	15	79

#4 Alabama 89 (21-9)

Player	min	fg	fga	ft	fta	reb	ast	to	tp
Horry	F 27	8	12	2	3	5	3	0	21
Sprewell	F 34	5	7	1	2	9	2	2	12
Cheatum	F 34	15	15	1	2	9	2	4	23
Waites	G 30	8	8	0	0	5	9	2	6
Lancaster	G 21	3	3	0	0	2	4	1	0
Robinson	16	11	11	0	0	1	1	2	15
Webb	14	3	3	1	2	2	1	2	5
Jones	13	5	5	0	0	1	1	6	6
Campbell	7	1	1	0	0	1	0	0	0
Rich	2	0	0	0	0	0	0	0	0
Rice	2	1	1	1	2	0	0	2	1
TOTALS	200	38	66	6	11	38	23	16	89

Halftime - MSU 30 ALA 46 Three-point goals - MSU 7-23 (Coble 4-8, Jones 0-1, King 3-9, Allen 0-5) ALA 7-16 (Horry 3-5, Sprewell 1-2, Cheatum 1-2, Webb 1-2, Rice 1-2) Blocks - MSU 3 (Jones 2, King 1) ALA 3 (Horry 2, Sprewell 1) Steals - MSU 10 (King 3, Allen 3, Coble 1, Jackson 1, Jones 1, Sivills 1) Fouled out - Robinson Attendance - 10,777

Murray State 69 Arkansas 80
 March 19, 1992 • Milwaukee, Wisc.
 Bradley Center

The Racers 1992 NCAA appearance was filled with intriguing story lines when Murray State was paired with the powerful Arkansas Razorbacks in Milwaukee, Wisc. MSU's big man, Popeye Jones, went head-to-head with Arkansas' Oliver Miller. Plus MSU Coach Scott Edgar was a former assistant to Nolan Richardson. The Racers fell behind 18-9 early on, but rallied to take the lead at 36-35 on a basket by Jones at 4:23 before half. Popeye was only one rebound from a double-double by half with the Racers trailing 43-39. MSU's final lead came with 12:28 remaining when Arkansas built an 11-point lead at 4:02 and won the game 80-69. Frank Allen led the Racers with 25 points including 6-9 from three-point range, while Popeye had 17 points to go with 15 rebounds.

#14 Murray State 69 (17-13)

Player	min	fg	fga	ft	fta	reb	ast	to	tp
Cannon	F 39	2	6	2	5	2	5	4	8
Sivills	F 16	1	4	0	0	3	0	0	2
Jones	C 39	8	19	1	2	15	3	4	17
Gumm	G 26	2	4	1	4	5	2	2	6
Allen	G 38	9	17	1	2	1	5	3	25
Wilson	8	1	1	3	6	1	1	0	5
Evans	1	0	1	0	0	0	0	0	0
Hunt	1	0	0	0	0	0	0	0	0
Adams	17	3	4	0	1	0	1	0	6
Walden	15	0	0	0	0	3	0	2	0
TOTALS	200	26	56	8	20	30	17	15	69

#3 Arkansas 80 (26-7)

Player	min	fg	fga	ft	fta	reb	ast	to	tp
Day	F 25	2	7	5	6	5	5	2	9
Morris	F 27	7	13	2	2	8	2	2	16
Miller	C 35	10	11	1	3	6	3	0	21
Mayberry	G 37	6	15	0	0	3	9	0	13
Shepherd	G 25	5	9	0	1	6	2	1	12
Linn	12	1	6	0	0	1	2	0	3
Hawkins	13	1	3	0	0	3	1	0	2
Rimac	6	1	2	0	0	2	0	1	2
Biley	6	0	1	0	0	1	1	0	0
Biggers	2	0	0	0	0	1	0	0	0
Wallace	9	1	5	0	0	1	0	2	2
Davis	3	0	0	0	0	0	1	0	0
TOTALS	200	34	72	8	12	39	26	8	80

Halftime - MSU 39 ARK 43 Three-point goals - MSU 9-16 (Cannon 2-4, Jones 0-1, Gumm 1-2, Allen 6-9) ARK 4-17 (Day 0-2, Mayberry 1-6, Shepherd 2-2, Linn 1-6, Rimac 0-1) Blocks - MSU 1 (Wilson 1) ARK 6 (Miller 3, Day 1, Mayberry 1, Wallace 1) Steals - MSU 3 (Cannon 2, Jones 1) ARK 10 (Morris 3, Day 2, Mayberry 2, Shepherd 1, Linn 1, Wallace 1) Fouled out - Adams Attendance - 17,566


Murray State vs Michigan State in 1990

NCAA TOURNAMENT GAMES

Murray State 70 North Carolina 80
 March 17, 1995 • Tallahassee, Fla.
 Leon County Civic Center

Murray State's appearance in the 1995 NCAA Tournament took the Racers to Tallahassee, Fla., where they ran into North Carolina and their great lineup that featured Jerry Stackhouse and Rashed Wallace. With Wallace limited because of an ankle injury, the Racers figured to benefit. However, little used center Serge Zwickler was thrown into the fire and responded with a career-high 19 points. Even so, the Racers battled to a 42-41 lead at the half and remained in the game late into the second trailing only 69-65 with only 3:05 remaining. The Tar Heels hit 8-of-10 free throws down the stretch to advance with an 80-70 final. MSU's dynamic duo of Marcus Brown and Vincent Rainey helped the Racer cause scoring 26 and 21 points. Rainey also added eight rebounds and six steals.

#15 Murray State 70 (21-9)

Player	min	fg	fga	ft	fta	reb	ast	to	tp
Walker F	29	0	2	0	1	5	0	1	0
Davis F	17	0	1	0	0	1	0	0	0
Brown G	39	9	20	6	6	6	2	2	26
Rainey G	35	9	21	2	2	8	1	2	21
Moore G	32	5	16	0	0	4	3	1	14
Howard	+0	0	1	0	0	0	0	0	0
Barry	5	0	1	0	0	0	0	0	0
Taylor	14	0	1	0	0	0	0	1	0
Martin	+0	0	0	0	0	1	0	0	0
Anderson	7	2	4	0	0	2	0	1	4
Harris	+0	0	0	0	0	0	0	0	0
Levine	+0	0	0	0	0	0	0	0	0
Echols	22	1	6	3	4	3	0	1	5
TOTALS	200	26	73	11	13	35	6	9	70

#2 North Carolina 80 (25-5)

Player	min	fg	fga	ft	fta	reb	ast	to	tp
Stackhouse F	38	9	12	7	9	11	5	5	25
Wallace F	16	2	5	2	3	5	1	1	6
McInnis G	36	5	8	0	0	2	2	1	13
D. Williams G	38	4	10	0	0	3	1	0	10
Calabria G	30	1	5	2	2	5	1	4	5
Sullivan	5	0	0	0	0	0	0	0	0
Neal	0	0	0	0	0	0	0	0	0
S. Williams	4	0	1	0	0	1	1	3	0
Landry	13	0	1	2	2	2	1	2	2
McNairy	0	0	0	0	0	0	0	0	0
Lynn	0	0	1	0	0	0	0	0	0
Zwickler	20	6	8	7	8	6	0	2	19
TOTALS	200	27	51	20	24	38	12	18	80

Halftime - MSU 42 UNC 41 Three-point goals - MSU 7-24 (Walker 0-1, Brown 2-7, Rainey 1-4, Moore 4-10, Howard 0-1, Taylor 0-1) UNC 6-18 (Stackhouse 0-1, McInnis 3-4, D. Williams 2-6, Calabria 1-4, S. Williams 0-1, Landry 0-1, Lynn 0-1) Blocks - MSU 0 UNC 4 (Stackhouse 2, Wallace 1, Zwickler 1) Steals - MSU 11 (Rainey 6, Moore 3, Walker 1, Echols 1) UNC 5 (Stackhouse 2, McInnis 2, Zwickler 1) Fouled out - Rainey Attendance - 11,269

Murray State 68 Duke 71
 March 14, 1997 • Charlotte, N.C.
 Charlotte Coliseum

The Murray State Racers again had their sights set on upsetting one of college basketball's big guns when they took Duke to the wire before bowing out of the 1997 NCAA Tournament in Charlotte, N.C. by a 71-68 score. In a game that was tied 35-35 at the half, the Racers held brief leads throughout the second half before falling behind by double-digits with eight minutes left. The Racers battled back but never regained the lead. MSU held Duke to 37 percent shooting, but could only manage the same percentage in hitting 29 field goals in the game. Vincent Rainey led the Racers with 23 points to go along with 10 rebounds. DT Mayes added 17 with 11 coming from Arnell Hamilton and 10 from Chad Townsend. Mayes also had a double-double with 10 rebounds.

#15 Murray State 68 (20-10)

Player	min	fg	fga	ft	fta	reb	ast	to	tp
Rainey F	35	10	26	2	2	10	0	2	23
Harris F	16	0	2	0	0	2	0	0	0
Hamilton C	27	5	7	1	1	3	0	0	11
Townsend G	40	4	16	1	5	6	4	4	10
Mayes G	39	8	20	0	0	10	1	3	17
Dahl	7	2	3	1	1	2	0	1	5
Dawson	15	0	3	0	0	1	1	0	0
Page	21	0	0	2	2	3	1	0	2
TOTALS	200	29	77	7	11	49	7	10	68

#2 Duke 71 (24-8)

Player	min	fg	fga	ft	fta	reb	ast	to	tp
Capel F	32	9	17	2	3	3	2	3	25
Carrawell F	27	3	6	1	4	5	1	2	7
McLeod C	34	3	11	6	10	10	2	4	12
Wojo-wski G	34	2	6	1	2	6	5	1	7
Langdon G	29	2	8	5	6	3	1	0	10
Price	17	1	5	0	0	3	2	1	2
Domzalski	6	0	1	0	0	2	0	0	0
James	6	0	0	0	0	2	0	0	0
Chappell	11	3	7	1	2	3	0	0	8
Newton	4	0	0	0	1	1	1	1	0
TOTALS	200	23	61	16	28	47	14	13	71

Halftime - MSU 35 DU 35 Three-point goals - MSU 3-14 (Rainey 1-2, Townsend 1-2, Mayes 1-8, Dawson 0-2) DU 9-24 (Capel 5-8, McLeod 0-3, Wojo 2-5, Langdon 1-5, Price 0-1, Chappell 1-2) Blocks - MSU 3 (Rainey 1, Hailton 1, Dahl 1) DU 7 (McLeod 3) Steals - MSU 3 (Rainey 2, Dawson 1) DU 3 (Wojo 2) Fouled out - None Attendance - 14,480

Murray State 74 Rhode Island 97
 March 13, 1998 • Oklahoma City, Okla.
 Myriad Center

The Murray State Racers went into the 1998 NCAA Tournament with their first national ranking in 27 years (25th by the Associated Press) and a ninth seed the best in program history. The Racers' high hopes were dashed early when Rhode Island jumped on MSU and led 44-24 at the half. MSU could never get the Rams solved defensively and even though they shot better than 50 percent in the second half, they could never make a game of it. Isacc Spencer led the way for MSU with 18 points, while DT Mayes tossed in 16. Chad Townsend, Duane Virgil and Michael Floyd also scored in double-figures as MSU finished the season with a program record 29 wins.

#9 Murray State 74 (29-4)

Player	min	fg	fga	ft	fta	reb	ast	to	tp
Murray F	17	0	3	0	0	1	0	0	0
Spencer F	33	8	14	2	4	12	3	5	18
Virgil C	31	5	9	1	2	5	0	2	11
Townsend G	35	4	17	5	6	5	6	2	14
Mayes G	37	6	19	2	5	0	2	16	10
Floyd	15	5	6	0	1	2	0	0	10
Reese	7	0	1	0	0	3	0	0	0
Page	13	1	3	0	0	2	0	1	3
Gay	9	0	0	0	0	1	0	0	0
Turner	3	0	0	2	2	0	0	1	2
TOTALS	200	29	72	12	17	40	9	13	74

#8 Rhode Island 97 (23-8)

Player	min	fg	fga	ft	fta	reb	ast	to	tp
King F	22	4	11	1	1	4	1	1	9
Reynolds F	24	8	10	0	1	7	2	1	16
Clay C	26	6	9	2	4	9	0	1	14
Mobley G	32	5	10	1	2	3	0	1	11
Wheeler G	27	5	12	2	3	5	7	1	14
Jefferson	10	2	2	2	2	1	0	0	7
Arigbabu	23	4	7	2	4	5	3	1	10
Gay	3	0	1	0	0	0	1	1	0
Murphy	26	7	10	0	2	6	0	2	16
Bennett	7	0	2	0	0	0	0	1	0
TOTALS	200	41	74	10	19	47	14	10	97

Halftime - MSU 24 URI 44 Three-point goals - MSU 4-16 (Townsend 1-6, Mayes 2-7, Reese 0-1, page 1-2) URI 5-18 (King 0-4, Mobley 0-3, Wheeler 2-7, Jefferson 1-1, Murphy 2-3) Blocks - MSU 3 (Turner 1, Virgil 1, Townsend 1) URI 9 (Reynolds 4, King 3, Clay 1, Mobley 1) Steals - MSU 7 (Virgil 3, Spencer 1, Townsend 1, Mayes 1, Page 1) URI 7 (Mobley 2, Wheeler 2, Jefferson 2, Arigbabu 1) Fouled out - None Attendance - 13,369



Murray State vs North Carolina in 1995

NCAA TOURNAMENT GAMES

Murray State 58 Ohio State 72
 March 11, 1999 • Indianapolis, Ind.
 RCA Dome

The Murray State Racers battled eventual Final Four team Ohio State at the RCA Dome before bowing out of the 1999 NCAA Tournament in Indianapolis, Ind., by a 72-58 score. The Racers had trouble getting the ball in the hoop and shot but 27 percent for the game. Aubrey Reese was the lone bright spot for MSU with 26 points on 6-of-15 shooting plus 11-of-14 from the line. Duane Virgil grabbed a game-high 11 rebounds. The game saw Isaac Spencer go down with a lower back injury which limited him to only 19 minutes of playing time. Spencer ended the day with seven points and three rebounds. Marlon Towns was limited as well because of a toe injury.

#13 Murray State 58 (27-6)

Player	min	fg	fga	ft	fta	rebast	to	tp		
Murray	F	34	0	9	2	2	6	3	1	2
Spencer	F	19	3	8	1	2	3	0	2	7
Virgil	C	35	4	10	0	0	11	0	2	8
Towns	G	23	3	9	0	0	6	0	1	8
Reese	G	35	6	15	11	14	3	1	7	26
Floyd		17	0	2	0	0	4	1	1	0
Page		9	0	3	0	0	2	1	0	0
Burdine		2	0	0	0	0	0	0	1	0
Cunningham		17	2	9	1	3	10	0	1	5
Gay		9	0	1	2	4	4	1	1	2
TOTALS		200	18	66	17	25	53	7	17	58

#4 Ohio State 72 (24-8)

Player	min	fg	fga	ft	fta	rebast	to	tp		
Singleton	F	29	3	7	4	6	10	0	1	10
Johnson	C	32	2	6	4	6	5	0	1	8
Penn	G	36	2	12	2	4	6	4	3	7
Brown	G	28	0	1	4	6	3	3	3	4
Redd	G	35	10	20	7	12	5	4	0	27
Savovic		21	2	3	0	0	3	0	0	6
Sanderson		6	3	3	0	1	1	0	1	6
Reese		13	2	5	0	0	5	0	1	4
TOTALS		200	24	57	21	35	42	11	10	72

Halftime - MSU 45 TSU 38 Three-point goals - MSU 5-11 (Miles 1-3, Holloway 2-4, Fralix 0-1, K. Thomas 2-3) TSU 5-19 (Houston 0-1, Crutcher 1-6, Robinson 4-8, Cox 0-4) Blocks - MSU 3 (D. Thomas 2, Easley 1) TSU 3 (Houston 1, Funderburke 1, Robinson 1) Steals - MSU 6 (Miles 3, D. Thomas 1, McClain 1, Aska 1) TSU 7 (Houston 3, Robinson 2, Peters 1, Cox 1) Fouled out - None
 Attendance - 23,274

Murray State 68 Georgia 85
 March 15, 2002 • Chicago, Ill.
 United Center

The Racers blew into Chicago, Ill., to take on the Georgia Bulldogs in the 2002 NCAA Tournament at the house that Michael Jordan built, the United Center. MSU's Justin Burdine did his best to pay tribute to the great Jordan by hitting four three-pointers in the first half for a robust 14 points. The Racers trailed at the break 42-39. The Bulldogs blasted MSU 43-29 in the second half to win the game going away. Cuthbert Victor led the Racers with 23 points on 10-of-20 shooting, while Burdine finished the game with 21 points.

#14 Murray State 68 (19-13)

Player	min	fg	fga	ft	fta	rebast	to	tp		
Whelchel	F	38	1	7	0	0	5	7	1	2
Victor	F	39	10	20	1	4	8	1	0	23
Singleton	C	37	5	12	1	2	12	1	4	11
Burdine	G	36	7	20	2	2	4	2	6	21
Paschel	G	30	2	8	0	1	1	4	3	5
Henderson		15	2	4	0	0	2	0	3	6
Thomas		5	0	0	0	0	0	0	0	0
TOTALS		200	27	71	4	9	42	15	17	68

#3 Georgia 85 (22-9)

Player	min	fg	fga	ft	fta	rebast	to	tp		
Jar. Hayes	F	39	14	22	1	1	5	4	2	31
Daniels	F	28	4	5	3	3	8	2	3	11
Thomas	C	16	0	2	1	2	2	1	1	1
Williams	G	31	2	9	5	6	4	2	3	10
Wright	G	38	6	10	2	3	2	10	2	16
Dean		13	1	3	0	2	0	1	0	2
Gibson		4	0	2	0	0	0	0	1	0
Jo. hayes		31	5	10	4	4	14	1	1	14
TOTALS		200	32	63	16	21	38	21	13	85

Halftime - MSU 39 UGA 42 Three-point goals - MSU 10-25 (Whelchel 0-2, Victor 2-5, Burdine 5-11, Paschel 1-5, Henderson 2-2) UGA 5-12 (Jar. Hayes 2-3, Williams 1-4, Wright 2-4, Gibson 0-1) Blocks - MSU 2 (Singleton 2) UGA 3 (Daniels 1, Williams 1, Wright 1) Fouled out - Daniels Attendance - 20,926

Murray State 53 Illinois 72
 March 19, 2004 • Columbus, Ohio
 Nationwide Arena

The Racers met Illinois in the first round in Columbus, Ohio. Falling behind 35-28 at the half, the Racers saw the Illini build a 15-point lead with 9:55 left. OVC Player of The Year Cuthbert Victor led MSU with 15 points on 5-of-8 shooting, he also had a team-best seven rebounds. Chris Shumate added 13 as the only other Racer in double-figures. MSU had trouble defending Illinois' Dee Brown who ended the game with 21 points. MSU shot 34 percent for the game.

#12 Murray State 53 (24-7)

Player	min	fg	fga	ft	fta	rebast	to	tp		
Victor	F	35	5	8	4	5	7	1	1	15
Whelchel	F	30	2	4	3	4	2	3	4	8
Hornig	C	16	0	1	0	0	2	0	0	0
Paschel	G	15	1	3	0	2	0	0	2	3
Shumate	G	38	5	14	0	0	3	1	0	13
Akin		2	0	0	0	0	0	0	0	0
Chiles		27	3	13	1	2	6	2	2	8
Jones		17	1	3	2	2	1	0	0	5
Witherspoon		20	0	3	1	2	4	1	1	1
TOTALS		200	17	49	11	17	27	8	10	53

#5 Illinois 69 (23-7)

Player	min	fg	fga	ft	fta	rebast	to	tp		
Augustine	F	29	4	6	2	4	8	0	2	10
Powell	F	22	4	6	3	4	5	1	1	11
Head	G	36	3	7	0	0	6	5	2	8
Williams	G	31	3	11	0	0	4	8	0	8
Brown	G	39	8	17	2	3	5	3	1	21
Spears		1	0	0	0	0	0	0	0	0
Howard		1	0	0	0	0	1	1	0	0
McBride		13	1	3	0	0	3	0	0	3
Carter		1	0	0	0	0	0	0	0	0
Randle		2	0	0	0	0	1	0	1	0
Smith		8	1	5	0	0	3	1	0	2
Ingram		17	3	5	2	2	7	0	1	9
TOTALS		200	27	60	9	13	44	19	8	72

Halftime - MSU 28 ILL 35 Three-point goals - MSU 8-20 (Victor 1-2, Whelchel 1-2, Paschel 0-2, Chiles 1-2, Jones 2-2, Witherspoon 1-2) ILL 9-24 (Head 2-5, Williams 2-7, Brown 3-8, McBride 1-2, Smith 0-1, Ingram 1-1) Blocks - MSU 2 (Victor 1, Chiles 1) ILL 5 (Augustine 2, Williams 1, Smith 1, Ingram 1) Steals - MSU 4 (Victor 1, Whelchel 1, Shumate 1, Chiles 1) ILL 5 (Augustine 2, Brown 2, Head 1) Fouled out - None
 Attendance - 16,501



Murray State vs Georgia in 2002

MSU Archives

NCAA TOURNAMENT GAMES

Murray State 65 North Carolina 69
 March 17, 2006 • Dayton, Ohio
 Dayton Arena

In Dayton, Ohio, the Racers met North Carolina again and nearly pulled the upset in the NCAA Tournament. MSU held a 31-30 lead at half and still led by three with 8:50 remaining in the game. Darnell Hopkins tied the game at 65-65 with a jumper, but Tyler Hansbrough gave UNC the lead again with a baseline jumper with :43 left. MSU's final try was a three-pointer from the corner by Trey Pearson. The shot rimmed off and the Racers were close but still lost 69-65. Pearson finished with 18 points (4-of-8 from three-point range), while Issian Redding came off the bench to score 12, with Justin Orr scoring 10. Shawn Witherspoon was off to a great start with five points and four rebounds in the first eight minutes of the game. However, he broke a bone in his right foot and had to leave the game.

#14 Murray State 65 (24-7)

Player	min	fg	fga	ft	fta	reb	ast	to	tp
Witherspoon	F 8	2	4	0	0	4	0	0	5
Orr	F 34	4	12	0	0	5	2	6	10
Griffith	C 23	3	6	0	1	6	0	0	6
Jenifer	G 23	1	2	1	2	2	2	2	3
Hopkins	G 22	2	10	3	4	2	0	1	7
Pearson	31	7	13	0	0	3	1	2	18
Wright	2	0	1	0	0	2	0	1	0
Holloway	9	0	2	0	0	0	0	0	0
McCoy	1	0	0	0	0	0	0	0	0
Kennedy	4	1	1	0	0	1	0	1	2
Redding	30	4	10	4	5	4	0	0	12
Johnson	13	1	4	0	0	3	0	0	2
TOTALS	200	25	65	8	12	33	5	13	65

#3 North Carolina 69 (23-7)

Player	min	fg	fga	ft	fta	reb	ast	to	tp
Terry	F 28	3	8	2	2	9	2	5	9
Noel	F 38	2	5	1	2	7	2	0	6
Hansbrough	F 31	8	14	8	10	8	2	4	24
Frasor	G 29	3	5	2	2	3	2	2	9
Miller	G 19	0	3	0	1	1	0	0	0
Ginyard	21	0	3	4	4	1	3	2	4
Thomas	11	0	1	0	0	1	2	1	0
Green	14	5	8	3	4	1	1	3	15
Sanders	9	1	1	0	0	2	1	0	2
TOTALS	200	22	48	20	25	37	15	17	69

Halftime - MSU 31 UNC 30 Three-point goals - MSU 7-27 (Witherspoon 1-3, Orr 2-5, Jenifer 0-1, Hopkins 0-5, Pearson 4-8, Wright 0-1, Holloway 10-1) UNC 5-18 (Terry 1-5, Noel 1-2, Frasor 1-2, Miller 0-3, Ginyard 0-1, Thomas 0-1, Green 2-4) Blocks - MSU 2 (Redding 1, Griffith 1) UNC 3 (Terry 2, Sanders 1) Fouled out - None Attendance - 12,945

Murray State 66 Vanderbilt 65
 March 18, 2010 • San Jose, Calif.
 HP Pavilion - NCAA Tournament

The Racers won the program's second game in the NCAA Tournament and their first since 1988. With MSU trailing by a point with 4.3 seconds remaining, Isacc Miles took the baseline inbounds pass and hit Danero Thomas with a pass. The senior took on dribble and hit a free throw line jumper at the buzzer to give MSU a big win. MSU outrebounded Vanderbilt 39-22 and hit 7-of-15 from three-point range.

#13 Murray State 66 (31-4)

Player	fg	fga	3m	3aft	ft	fta	reb	ast	tp	a	toblk	smin
Thomas*	5	12	1	3	0	1	6	1	1	1	1	2 3 3 29
Aska*	3	7	0	0	0	1	4	6	0	2	0	0 19
Easley*	1	5	0	0	0	3	5	2	0	0	0	0 13
Miles*	5	9	2	4	5	5	6	1	1	7	1	0 0 33
Jenkins*	6	14	2	5	0	4	2	14	5	2	0	0 34
Daniel	1	3	0	0	3	8	6	1	5	1	0	0 0 15
Canaan	3	6	2	3	0	0	1	2	8	1	1	0 0 18
Poole	0	1	0	0	0	1	0	0	2	0	0	0 0 5
McClain	1	2	0	0	1	3	5	3	3	1	0	1 0 24
Long	0	1	0	0	0	0	1	1	0	1	1	0 1 6
Fotso	0	0	0	0	0	0	1	0	0	0	0	0 0 4
TOTALS	25	60	7	15	9	17	39	21	66	13	11	4 4 200

#4 Vanderbilt 65 (24-9)

Player	fg	fga	3m	3aft	ft	fta	reb	ast	tp	a	toblk	smin
Walker*	2	9	0	0	2	2	3	2	6	6	0	0 2 32
Taylor*	3	7	0	0	3	7	6	4	9	2	1	0 0 21
Ogilvy*	4	7	0	0	4	6	6	3	12	0	2	1 0 20
Beal*	3	5	2	4	4	4	1	2	12	2	3	2 1 39
Jenkins*	5	10	2	3	1	2	4	2	13	2	0	0 1 36
Tinsley	2	4	0	1	2	2	1	0	6	1	0	0 0 17
Ezeli	2	2	0	0	0	2	4	2	4	1	3	1 0 19
Goulbourne	1	5	0	3	1	2	0	0	3	1	0	0 0 10
McClellan	0	1	0	1	0	0	0	0	0	1	0	0 0 2
Tchiengang	0	0	0	0	0	2	3	2	0	0	0	0 0 4
TOTALS	22	50	4	12	17	29	33	17	65	15	10	4 4 200

Halftime - MSU 36 VU 32
 Attendance - 12,217

Murray State 52 Butler 54
 March 20, 2010 • San Jose, Calif.
 HP Pavilion - NCAA Tournament

The Racers NCAA run to the Sweet 16 ended with a bitter two-point loss to eventual national runner-up Butler. MSU had the ball and were down by two points with :17 remaining, but were unable to get a shot off and possibly tie or win the game like they did two days before against Vanderbilt. The Racers were plagued by turnovers and finished the day on 18 which was only one more than their field goal total of 19. MSU only hit 5-of-12 from the free throw line. MSU owned the boards against the Bulldogs and ended with a 39-22 advantage. MSU led at half in both of their games in San Jose.

#13 Murray State 52 (31-5)

Player	fg	fga	3m	3aft	ft	fta	reb	ast	tp	a	toblk	smin
Thomas*	0	4	0	0	2	7	1	0	3	2	0	0 26
Aska*	3	5	0	0	2	4	2	6	0	2	1	0 25
Easley*	2	6	0	0	1	4	1	5	0	4	2	0 20
Miles*	2	5	2	3	2	2	4	4	8	2	2	0 0 34
Jenkins*	2	7	2	5	2	2	4	3	8	3	2	0 2 28
Daniel	2	2	0	0	0	0	1	0	4	0	0	0 0 9
Canaan	5	8	4	4	0	2	1	14	1	0	1	0 1 28
Poole	2	6	1	2	0	2	3	5	2	2	0	0 0 14
McClain	1	1	0	0	0	3	2	2	1	2	0	0 1 6
TOTALS	19	44	9	14	5	12	39	17	52	12	18	3 3 200

#5 Butler 54 (30-4)

Player	fg	fga	3m	3aft	ft	fta	reb	ast	tp	a	toblk	smin
Veasley*	3	12	2	7	2	2	0	3	10	1	0	0 2 36
Howard*	1	5	0	0	1	2	4	4	3	0	0	0 0 18
Mack*	3	7	2	3	3	4	5	3	11	2	2	0 2 33
Nored*	6	9	1	3	2	5	2	0	15	6	2	0 1 37
Hayward*	4	13	1	4	3	6	7	2	12	1	1	0 0 34
Vanzant	0	0	0	0	0	2	1	0	0	1	1	0 1 12
Hahn	1	2	1	2	0	0	0	0	3	0	0	0 0 12
Jukes	0	2	0	1	0	0	1	0	0	0	0	0 0 8
TOTALS	18	50	7	20	11	19	22	14	54	10	6	1 6 200

Halftime - MSU 26 BU 22
 Attendance - 16,044



Photo by: Fred Mullane

Murray State vs Vanderbilt in 2010

NCAA TOURNAMENT GAMES

Murray State 58 Colorado State 41
 Mar. 15, 2012 • Louisville, Ky.
 KFC Yum! Center - NCAA Tournament

The Racers scored their second NCAA Tournament win in the last three years 58-41 over Colorado State. MSU wore the home white uniforms for the first time in their 15 NCAA appearances after getting their highest seed of No. 6. Trailing by a point at the half, used their rugged defense and transition offense to start the second half on a 18-2 run. The defensive intensity in the second half limited the Rams to just 17 points on just 7-of-25 shooting, including going 0-for-7 from behind the arc. MSU's 31st win tied the program record that was set in the 2009-10 season, MSU Head Coach Steve Prohm was the first rookie coach in program history to win his first game in the NCAA Tournament.

#11 Colorado State 41 (20-12)

Player	fg	fga	3m	3a	ft	fta	reb	tp	a	to	blk	s	min
Hornung*	6	7	0	1	0	0	17	5	12	0	3	0	2 31
Bell*	1	2	0	0	2	2	1	3	4	1	2	1	0 21
Eikmeier*	4	12	1	5	1	1	3	2	10	0	1	0	2 35
Sabas*	0	4	0	2	0	0	1	2	0	2	2	0	0 26
Green*	0	6	0	2	0	0	5	2	0	0	5	0	0 35
Mann	0	0	0	0	0	0	0	0	0	0	0	0	0 2
Carr	4	11	1	3	2	4	8	5	11	4	5	0	2 29
Calcaterra	0	0	0	0	0	0	0	0	0	0	0	0	1
Smith D.	0	3	0	0	1	2	2	2	1	0	1	0	0 9
Smith G.	1	3	1	1	0	0	1	1	3	0	2	0	0 11
TOTALS	16	48	3	14	6	9	40	22	41	7	22	1	6 200

#6 Murray State 58 (31-1)

Player	fg	fga	3m	3a	ft	fta	reb	tp	a	to	blk	s	min
Daniel*	3	4	0	0	2	6	1	6	1	0	1	4	31
Aska*	1	7	0	0	4	6	8	2	6	1	0	1	1 31
Canaan*	4	13	1	6	6	8	7	1	15	2	2	0	1 36
Poole*	5	11	2	6	1	2	2	1	13	1	2	1	1 32
Long*	2	5	0	1	2	4	4	2	6	2	2	1	1 26
Wilson	1	1	1	1	0	0	1	0	3	0	0	0	0 7
Mushatt	1	3	0	1	0	4	2	0	2	0	0	1	0 17
Jackson	3	7	1	2	0	0	2	1	7	2	1	0	1 20
TOTALS	20	51	5	17	13	26	32	8	58	9	8	5	9 200
Half - MSU 23 CSU 24 Attendance - 16,069													

Murray State 53 Marquette 62
 Mar. 17, 2012 • Louisville, Ky.
 KFC Yum! Center - NCAA Tournament

The Murray State Racers fell short of their first trip to the NCAA Sweet 16 when they dropped a 62-53 loss to Marquette. The Racers were shooting to become the first team from the Ohio Valley Conference to win two games in the tournament since 1971. This was the third time in school history that the Racers had gotten to one win from advancing to the NCAA Sweet 16. Trailing by four with 13:01 remaining, the Racers dug in for a fight to the finish. The Racers built a lead on the shoulders of rebounding machine Ed Daniel and back-to-back threes from Donte Poole and Isaiah Canaan. MSU's 12-3 run put them in front 46-41 with 7:36 remaining. The Golden Eagles held the Racers in check and answered with a game-changing 13-2 run over the 3:14 to lead 55-48 with 3:07 remaining. MSU never got the game back to a one possession game and drew as close as four points twice with the last time at :42 remaining. Marquette made 7-of-8 free throws to seal the win. Before the game against Marquette, Steve Prohm was honored by Basketball Times as its National Coach of the Year.

#6 Murray State 53 (31-2)

Player	fg	fga	3m	3a	ft	fta	reb	tp	a	to	blk	s	min
Daniel*	3	5	0	0	0	14	1	6	1	2	2	1	30
Poole*	3	13	1	9	0	0	3	4	7	0	3	0	0 32
Aska*	3	13	0	0	1	1	10	3	7	0	3	1	0 29
Canaan*	4	17	2	8	6	7	6	2	16	2	3	0	2 39
Long*	5	8	0	2	2	3	4	12	1	4	0	3	31
Wilson	0	0	0	0	0	0	0	0	0	0	1	0	4
Mushatt	1	2	0	0	0	2	2	2	2	0	0	0	17
Jackson	1	6	1	2	0	0	3	2	3	1	1	0	0 14
Garrett	0	0	0	0	0	0	0	0	0	0	0	0	4
TOTALS	20	64	4	21	9	10	43	18	53	7	16	4	6 200

#3 Marquette 62 (27-7)

Player	fg	fga	3m	3a	ft	fta	reb	tp	a	to	blk	s	min
Wilson J.*	1	5	0	1	0	0	7	3	2	0	2	2	0 29
Crowder*	6	13	1	5	4	7	13	2	17	2	1	2	3 39
Odom*	6	14	1	6	4	6	2	0	17	1	0	0	1 38
Blue*	1	5	0	0	2	3	1	4	1	4	0	0	18
Cadougan*	3	7	0	0	2	2	3	2	8	4	1	0	1 37
Mayo	2	7	2	3	2	6	1	8	3	2	0	2	25
Anderson	0	0	0	0	0	0	1	0	0	0	0	0	1
Wilson D.	0	0	0	0	0	0	1	0	0	0	0	0	1
Gardner	2	4	0	0	2	2	2	0	6	0	1	0	0 12
TOTALS	21	55	4	15	16	21	36	11	62	11	2	4	7 200
Half - MSU 28 MU 25 Attendance - 21,757													

Murray State 85 West Virginia 68
 Mar. 17, 2018 - San Diego, Calif.
 Viejas Arena- NCAA Tournament

The Murray State Racers took on the 18th ranked West Virginia Mountaineers and came away with an 85-68 defeat at Viejas Arena. The No. 12 seed Racers (26-6) were looking for an upset over the No. 5 Mountaineers (25-10), but trailed by 11 points at the half and then were outscored 47-39 in the second half.

In their last games in the Blue and Gold of Murray State, Terrell Miller, Jr., and Jonathan Stark made their 55th consecutive start and end their MSU careers with 128 starts combined. Miller set the Murray State rebound record for the NCAA Tournament when he pulled in 17, while adding a season-best 27 points. Stark, the OVC's leading scorer for a second-straight season, came into the NCAA game averaging 21.8 points per game. West Virginia, one of the top defensive teams in the nation made it very difficult on him to score. Stark ended with nine points on 1-of-12 shooting including 1-of-10 from the 3-point line. He was perfect (6-of-6) from the free throw line and dished out four assists.

#12 Murray State 68 (26-6)

Player	fg	fga	3m	3a	ft	fta	reb	tp	a	to	blk	s	min
Miller*	8	11	5	8	6	7	17	4	27	1	5	1	2 36
Sanchious*	0	0	0	0	0	0	1	3	0	1	2	0	1 12
Stark*	1	12	1	10	6	6	0	3	9	4	2	0	1 39
Buchanan*	3	9	0	1	0	0	1	2	6	2	1	0	0 31
Morant*	5	10	0	2	4	5	3	4	14	2	3	1	3 36
Gilmore	1	1	0	0	0	0	0	2	0	0	0	0	1
Whitley	0	0	0	0	0	0	0	0	0	1	0	0	1
Taylor	0	0	0	0	0	0	0	0	0	0	0	0	1
Smith	0	1	0	0	0	0	7	5	0	0	1	0	0 16
Hawkins	3	6	1	2	1	1	1	0	8	1	0	0	0 12
Hopewell	0	0	0	0	0	0	0	0	0	0	0	0	1
Dupree	0	1	0	0	2	4	2	2	0	2	2	0	14
TOTALS	21	51	7	23	19	23	36	23	68	12	16	6	5 200

#5 West Virginia 68 (25-10)

Player	fg	fga	3m	3a	ft	fta	reb	tp	a	to	blk	s	min
Harris*	2	5	2	3	0	1	1	4	6	1	0	0	0 26
Esa*	4	9	1	3	3	6	6	1	12	2	2	1	0 24
Konate*	5	7	0	0	4	4	7	4	14	1	1	3	0 24
Carter*	9	17	0	1	3	5	2	21	8	2	0	6	3 39
Miles	4	9	1	2	0	0	3	3	9	3	0	0	2 29
Bolden	0	2	0	1	0	0	0	2	0	0	1	0	0 10
Allen	5	8	0	0	6	7	4	3	16	1	1	0	1 23
Harier	0	0	0	0	0	0	0	0	0	1	0	0	2
West	0	2	0	1	0	0	0	3	0	0	0	0	7
Routt	3	3	0	0	1	1	4	1	7	1	0	0	1 6
TOTALS	32	62	4	11	17	24	33	23	85	18	8	4	9 200
Half - MSU 29 MU 38 Attendance - 10,089													

NCAA TOURNAMENT GAMES

Murray State 83 Marquette 64
Mar. 21, 2019 • Hartford, Conn.
XL Center - NCAA Tournament

The Murray State Racers made history when they posted their fourth victory in the NCAA Basketball Tournament when they took down the Marquette Golden Eagles, 83-64, at the XL Center in Hartford. Ja Morant made history as the 12th player to record a triple-double in the NCAA tournament with 17 points, 16 assists and 11 rebounds. After the game was tied 20-20 with 9:48 left in the first half, MSU pushed to a 42-35 lead. Tevin Brown led Murray State in the game with 19 points including finishing the game at 5-for-9 from beyond-the-arc after going 4-for-4 in the first half. KJ Williams followed with 16, while Shaq Buchanan added 14 and Darnell Coward had a near double-double with nine points and eight rebounds.

#12 Murray State 83 (28-4)

Player	fg	a	3ma	ft	a	r	pf	tp	a	to	blk	s	min
Williams*	8	10	0	0	1	4	3	16	0	1	1	0	24
Cowart*	3	8	0	0	3	9	8	2	9	3	1	1	34
Brown*	6	12	5	9	2	3	6	3	19	1	0	1	33
Buchanan*	6	12	1	5	1	2	6	3	14	2	0	1	39
Morant*	5	9	2	2	5	5	11	0	17	16	7	0	39
Davis	0	0	0	0	0	0	0	0	0	0	0	0	1
Sanchious	0	1	0	0	0	0	1	0	0	0	0	0	8
Gilmore	1	2	0	0	3	4	2	2	5	1	1	1	14
Eaves	1	2	1	2	0	0	1	1	3	0	0	0	6
Whitley	0	0	0	0	0	0	0	0	0	0	0	0	1
Johnson	0	0	0	0	0	1	0	0	2	0	0	0	1
TOTALS	30	56	9	18	14	24	42	14	83	23	12	5	6200

#5 Marquette 64 (24-10)

Player	fg	a	3ma	ft	a	r	pf	tp	a	to	blk	s	min
John*	0	2	0	0	0	6	4	0	0	2	2	0	17
Hauser*	3	8	0	2	2	4	4	5	8	1	2	0	29
Howard*	9	27	4	14	4	5	1	3	26	2	3	0	33
Anim*	0	3	0	3	0	0	1	2	0	2	1	0	25
Hauser*	6	7	3	7	1	1	10	2	16	1	0	1	37
Bailey	3	5	1	5	1	2	5	3	8	0	1	0	29
Heldt	0	0	0	0	0	0	0	0	0	0	0	0	1
Chartouny	0	0	0	0	0	0	0	0	0	0	1	0	2
Cain	0	0	0	0	0	0	0	0	0	0	0	0	2
Morrow	3	7	0	0	0	1	1	6	0	2	2	1	19
Marotta	0	0	0	0	0	0	0	0	0	0	0	0	1
TOTALS	24	74	8	31	8	12	44	20	64	6	12	5	9200

Half - MSU 42 MU 35 Attendance - 14,838

Murray State 62 Florida State 90
Mar. 23, 2019 • Hartford, Conn.
XL Center - NCAA Tournament

The Murray State men's basketball team historic season came to a close Saturday night, as the 12th-seeded Racers fell, 90-62, to the fourth-seeded and 10th-ranked Florida State Seminoles at the XL Center in Hartford, Connecticut in the second round of the 2019 NCAA Men's Basketball Championship.

Ja Morant led the Racers with 28 points and became just the second Racer to score 800 points in a single season and he also became the MSU all-time career assist leader.

The Racers end their season at 28-5, including the fourth NCAA tournament win in program history. The loss brings a halt to a 12-game win-streak for Murray State that included two wins in the OVC tournament that propelled the team to their first back-to-back titles in over 20 years. Morant became the first player in NCAA D-I history to finish with an average of at least 20 points per game and 10 assists. In 33 games, Morant averaged 24.5 points and 10.0 assists per games.

#12 Murray State 62 (28-5)

Player	fg	a	3ma	ft	a	r	pf	tp	a	to	blk	s	min
Williams*	0	1	0	0	0	5	2	0	1	2	0	2	24
Cowart*	4	13	0	1	3	4	4	2	11	1	1	1	31
Brown*	2	7	1	6	0	0	2	2	5	1	3	0	35
Buchanan*	4	11	1	3	3	4	3	2	12	0	2	0	36
Morant*	8	21	5	6	7	9	5	0	28	4	2	1	38
Davis	0	1	0	1	2	2	0	1	0	1	0	0	2
Sanchious	0	1	0	0	0	0	1	0	0	0	1	0	10
Gilmore	2	4	0	0	0	0	3	0	4	0	1	0	11
Eaves	0	1	0	0	0	0	0	0	0	0	0	0	9
Whitley	0	0	0	0	0	0	0	0	0	0	0	0	2
Johnson	0	1	0	1	2	1	0	1	0	0	0	0	2
TOTALS	20	61	7	18	15	21	33	8	62	7	13	2	8200

#4 Florida State 90 (29-7)

Player	fg	a	3ma	ft	a	r	pf	tp	a	to	blk	s	min
Gray*	3	7	3	4	2	2	3	1	11	1	2	0	5
Koumadje*	3	5	0	0	0	9	3	6	0	2	1	0	16
Forrest*	4	6	0	0	0	2	0	8	5	3	0	2	35
Mann*	7	11	0	1	4	5	8	2	18	6	2	0	30
Walker*	0	5	0	3	0	0	6	2	0	3	3	0	20
Savoy	3	9	3	8	0	0	1	9	0	0	0	0	11
Polite	3	4	2	2	1	2	4	2	9	3	0	0	14
Lindner	0	1	0	1	0	0	0	0	1	0	0	0	2
Light	0	1	0	1	0	0	0	0	0	0	0	0	2
Vassell	1	3	0	2	0	0	1	0	3	2	0	1	9
Kabengele	10	12	2	2	0	0	7	2	22	0	0	3	23
Wilkes	1	3	0	2	0	0	1	1	2	0	0	1	10
Miles	0	2	0	1	0	0	0	2	0	0	0	0	2
Prieto	1	2	0	0	0	0	4	0	2	0	0	0	2
TOTALS	36	71	11	27	7	9	45	16	90	21	12	6	11200

Half - MSU 34 FSU 50 Attendance - 15,031

Murray State 92 San Francisco 87 OT
Mar. 17, 2022 • Indianapolis, Ind.
Gainbridge Fieldhouse - NCAA Tournament

The Racers pushed their nation's best winning streak to 21 with a 92-87 overtime win over the San Francisco Dons in the first round. MSU's fifth all-time win in the NCAA Tournament pushes them into a second-round game against 15th seed Saint Peter's who upset 2nd seed Kentucky in overtime 85-79.

Trae Hannibal and KJ Williams each scored 18 points to lead five Racers in double-figures including Tevin Brown with 17 points, 15 points from Justice Hill and 12 from Jordan Skipper-Brown who made it a double-double with 10 rebounds in only 17 minutes on the floor. USF's Jamaree Bouyea hit a 3-pointer with 18 seconds remaining. MSU played for the last shot in regulation time, but when the ball got loose, they didn't get a shot off and the game went to overtime. With Bouyea scoring an incredible 36 points, the Racers trailed the Dons for the final time 1:13 left when Williams scored on a drive for an 87-85 lead. After getting a defensive stop, Skipper-Brown scored with 31 seconds remaining to give MSU an 89-85 lead. He sealed it with a pair of free throws with 13.7 seconds left.

#10 San Francisco 87 (24-10)

Player	fg	a	3ma	ft	a	r	pf	tp	a	to	blk	s	min
Kunen*	3	7	0	4	2	2	7	1	8	2	1	0	27
Tape*	5	5	0	0	0	1	6	5	10	0	2	3	33
Shabazz*	1	10	1	6	0	0	4	1	3	1	0	0	14
Bouyea*	13	26	4	12	6	8	3	3	36	3	1	1	45
Stefanni*	2	4	1	3	2	4	0	3	7	3	1	0	23
Rishwain	2	8	1	6	3	4	4	5	8	0	1	0	24
Markovtsky1	1	0	0	0	0	3	3	2	2	0	1	0	7
Meeks	5	7	2	4	1	3	5	3	13	1	2	1	23
TOTALS	32	68	9	35	14	22	35	24	87	10	9	6	7225

#7 Murray State 92 (31-2)

Player	fg	a	3ma	ft	a	r	pf	tp	a	to	blk	s	min
Williams*	8	14	2	6	0	1	7	1	18	1	3	1	39
Burns*	2	5	0	0	2	2	2	1	6	2	0	0	28
Brown*	5	13	3	9	4	5	8	4	17	3	1	0	36
Collins*	0	0	0	0	0	1	0	0	0	0	0	0	2
Hill*	6	13	0	4	3	4	5	4	15	9	5	0	45
Hannibal	6	12	0	0	6	7	6	6	18	0	1	0	27
McMullen	0	1	0	0	1	2	1	1	1	0	0	0	6
D. Smith	2	3	1	2	0	0	0	0	5	0	1	0	17
Skipper-Br.2	3	0	0	8	12	10	6	12	1	0	0	0	17
Bostick	0	0	0	0	0	2	1	0	1	0	0	0	8
TOTALS	31	64	6	21	24	35	11	32	43	17	12	1	5225

Half - MSU 36 USF 37 Attendance - 16,828

NCAA TOURNAMENT GAMES

Murray State 60 Saint Peter's 70
 Mar. 19, 2022 • Indianapolis, Ind.
 Gainbridge Fieldhouse - NCAA Tournament

The seventh-seeded Murray State Racers saw its season come to a close with a 70-60 loss to the No. 15 seed Saint Peter's in the second round. The Racers struggled to find their offensive groove in the game, shooting just 34.6-percent from the floor, compared to 41.5-percent by the Peacocks. Saint Peter's also scored 15 points off 12 Racer turnovers, while the Racers only scored four points off 10 Peacock give-aways. Murray State also struggled from the free throw line in the game, going 16-for-25, while the Peacocks excelled by going 23-for-31. Four Racers scored in double digits in the game, led by 19 from Justice Hill. Tevin Brown followed with 14, while KJ Williams had 12 and Trae Hannibal added 10. Hannibal also led MSU on the boards with eight, while Brown and Jordan Skipper-Brown chipped in five.

#15 Saint Peter's 70 (21-11)

Player	fg	a	3ma	ft	a	r	pf	tp	a	to	blk	s	min	
Ndefo*	5	10	0	1	7	9	10	1	17	3	3	6	1	32
Rupert*	3	6	0	0	1	2	1	2	7	1	0	0	1	16
H. Drame*	3	5	0	1	2	2	8	4	8	0	1	0	1	24
Banks*	1	7	1	3	3	4	1	4	6	1	2	0	1	26
Lee*	3	8	1	3	2	2	3	2	9	4	1	0	0	29
Dasher	1	3	0	0	0	0	1	1	2	1	0	0	0	16
F. Drame	0	2	0	2	2	4	0	5	2	1	0	0	1	20
Diahame	0	0	0	0	0	6	1	0	0	0	0	1	0	2
Edert	4	6	1	2	4	6	3	2	13	2	2	0	0	24
Murray	2	6	0	1	2	2	2	0	6	1	0	0	0	11
TOTALS	22	53	3	13	23	31	38	22	70	14	10	7	5	200

#7 Murray State 60 (31-3)

Player	fg	a	3ma	ft	a	r	pf	tp	a	to	blk	s	min	
Williams*	2	9	0	3	8	10	3	4	12	1	1	0	0	33
Burns*	1	2	0	0	0	0	3	4	2	0	0	1	0	17
Hannibal	2	4	0	0	6	7	8	3	10	1	3	0	4	28
Brown*	5	17	3	10	1	4	5	1	14	4	2	1	0	40
Hill*	7	15	5	9	0	0	2	2	19	4	3	2	3	36
D. Smith	0	4	0	2	0	0	1	1	0	0	0	1	0	21
Skipper-Br.	1	1	0	0	1	4	5	3	3	3	1	2	1	21
McMullen	0	0	0	0	0	0	0	0	0	0	1	0	0	4
TOTALS	18	52	8	24	16	25	31	24	60	13	12	7	8	200

Half - SPU 70 MSU 27 Attendance - 17,838

NCAA TOURNAMENT DATES & LOCATIONS

2024	SITE	VENUE	DATES	HOST
First Four	Dayton, Ohio	UD Arena	TBA	Dayton
First/Second	Brooklyn, N.Y.	Barclays Center	TBA	Atlantic 10
First/Second	Charlotte, N.C.	Spectrum Center	TBA	North Carolina at Charlotte
First/Second	Indianapolis	Bankers Life Fieldhouse	TBA	IUPUI / Horizon League / Indiana Sport Corp
First/Second	Omaha, Neb.	CHI Health Center	TBA	Creighton
First/Second	Pittsburgh	PPG Paints Arena	TBA	Duquesne / SportPITTSBURGH
First/Second	Salt Lake City	Vivint Smart Home Arena	TBA	Utah
First/Second	Spokane, Wash.	Spokane Veterans Memorial Arena	TBA	Idaho / Spokane Veterans Memorial Arena
First/Second	Memphis, Tenn.	FedExForum	TBA	Memphis
Regional	Boston	TD Garden	TBA	Boston College
Regional	Dallas	American Airlines Center	TBA	Big 12 / Dallas Sports Commission
Regional	Detroit	Little Caesars Arena	TBA	Detroit Mercy / Oakland / Detroit Sports Commission
Regional	Los Angeles	STAPLES Center	TBA	Pepperdine
2025	SITE	VENUE	DATES	HOST
First Four	Dayton, Ohio	UD Arena	TBA	Dayton
First/Second	Cleveland	Rocket Mortgage FieldHouse	TBA	MAC and Greater Cleveland Sports Commission
First/Second	Denver	Ball Arena	TBA	Mountain West Conference / Ball Arena
First/Second	Milwaukee	Fiserv Forum	TBA	Marquette / Visit Milwaukee
First/Second	Providence, R.I.	Dunkin' Donuts Center	TBA	Providence
First/Second	Raleigh, N.C.	PNC Arena	TBA	North Carolina State
First/Second	Lexington, Ky.	Rupp Arena	TBA	Kentucky
First/Second	Seattle	Climate Pledge Arena	TBA	Washington
First/Second	Wichita, Kan.	Intrust Bank Arena	TBA	Wichita State
Regional	Atlanta	State Farm Arena	TBA	Georgia Institute of Technology / Atlanta Sports Council
Regional	Indianapolis	Lucas Oil Stadium	TBA	IUPUI / Horizon League / Indiana Sports Corp
Regional	Newark, N.J.	Prudential Center	TBA	Seton Hall / Prudential Center
Regional	San Francisco	Chase Center	TBA	Pac-12 / Chase Center
2026	SITE	venue	DATES	HOST
First Four	Dayton, Ohio	Dayton Arena	TBA	University of Dayton
First/Second	Buffalo, N.Y.	KeyBank Center	TBA	Metro Atlantic Athletic Conference
First/Second	Greenville, S.C.	Bon Secours Wellness Arena	TBA	Furman
First/Second	Tampa, Fla.	Amalie Arena	TBA	South Florida
First/Second	Oklahoma City, Okla.	Chesapeake Energy Arena	TBA	Big-12 Conference
First/Second	Philadelphia, Pa.	Wells Fargo Center	TBA	Saint Joseph's
First/Second	Portland, Ore.	Moda Center	TBA	Oregon State
First/Second	San Diego, Calif.	Viejas Arena	TBA	San Diego State
First/Second	St. Louis, Mo.	Enterprise Center	TBA	Missouri Valley Conference
Regionals	Chicago, Ill.	United Center	TBA	Northwestern
Regionals	Houston, Texas	Toyota Center	TBA	Houston
Regionals	San Jose, Calif.	SAP Center	TBA	San Jose State
Regionals	Washington D.C	Capital One Arena	TBA	Georgetown
Final Four				
April 6/8, 2024	Arizona State	Phoenix, AZ	State Farm Stadium	
April 5/7, 2025	Texas-San Antonio	San Antonio, TX	Alamodome	
April 4/6, 2026	Horizon League, IUPUI	Indianapolis, IN	Lucas Oil Stadium	

Coming Soon

ALL-TIME ROSTER - ALPHABETICAL

A -----	
Malek Abdelgowad	2023-24
A.J. Adams	2005-06
Scott Adams	1991-92
Tom Adams	1979-82
Scott Adcock	1996-97
Darnell Adell	1973-74
Tom Adkins	1953-54
Nathan Akin	2000-04
Dean Akridge	1953-54
Dale Alexander	1957-59
Rex Alexander	1943, 47-49
Frank Allen	1989-93
Greg Anderson	1995-96
Jorgen Anderson	1955-56
Qunicy Anderson	2022-24
Alden Applewhite	2023-24
Daniel Ard	2006-07
Ivan Aska	2008-12
Bill Arnett	1927, 31
B -----	
Willard Bagwell	1930-33
Carlos Bailey	1952-53
Tony Bailey	1993-94
Wilford Baker	1934-36
Larry Bale	1960-61
Lenny Barber	1977-78
Jermain Barger	2000-01
Steve Barrett	1972-74
Stacey Barry	1995-96
Michael Bates	1980-81
Chiwale Bedeau	2000-03
Garrett Beshear	1949-53
Terry Birdsong	1991-92
Eugene Bland	1937-39
George Bland	1937-38
Jaylen Bland	2011-12
Zach Blasingame	1975-77
Hector Blondet	1969-71
Fletcher Boatright	2023-24
Mark Borders	2002-03
Dionte Bostick	2020-22
Steve Bowers	1974-75
Herman Boyd	1979-80
Leroy Boyd	1985-86
Mike Brady	1982-83
Ronald Brinkley	1932, 34
Harlan Brodie	1928-30
James Brookshire	1926, 27, 30
Owen Brookshire	1926-27
Owen Bronston	1985-86
John Brooks	1957, 59
Terence Brooks	1988-89
Charles Brown	2015-16
Kelvin Brown	2003-04
Marcus Brown	1992-96
Robert Brown	1938-39
Steve Brown	1971-73
Tevin Brown	2017-22
Keith Bryant	1936-37
Shaq Buchanan	2017-19
Isaac Bullock	1996-97
Floyd Burdette	1936-38
Justin Burdine	1998-02
Jordan Burge	2009-13
DJ Burns	2021-23
Bob Burton	1962-63
Lawrence Bussell	1993-94
Clarence Butler	1935-36
C -----	
Kenny Cain	1944-46, 48

Isaiah Canaan	2009-13
Maurice Cannon	1992-93
Bill Carneal	1938-40
Willard Carroll	1935-37
Anthrius Carter	1993-95
Bruce Carter	2006-08
Chico Carter, Jr.	2019-21
Jim Carter	1956-57
Clifton Cavender	1942, 48-49
Patrick Chew	2022-24
Adam Chiles	2003-04
Billy Chumbler	1966-68
Bobby Clark	1952-53
Percy Clippard	1949-50
Jack Clutter	1955-56
Greg Coble	1990-91
Mike Coleman	1973-74
Carter Collins	2021-22
Mason Cope	1950-51
Novis Copeland	1939-40
Mitch Cothran	1989-90
Darnell Cowart	2018-20
Berkley Cox	1948-49
Basil Crider	1932-34
Damarcus Croaker	2015-17
Howie Crittenden	1953-56
Chad Culbreath	2015-16
Durwood Culp	1940-42
Dick Cunningham	1966-68
Ray Cunningham	1998-00
Sammy Curran	1982-83

D -----	
Dennis Dahl	1996-97
Ed Daniel	2009-13
Shane Dansby	2005
Terry Darnall	1957-59
Tom Darnall	1956-58
Curtis Davis	1984-86
Dwayne Davis	1995-96
Mike Davis	2018-19
Walt Davis	1980-83
Darren Dawson	1996-97
Melvin Deweese	1949-52
Gene Dick	1949-51
Mike Dickens	1975-76
Mike Diederick	1979-80
Frank Dubia	1942-43
Don Duncan	1966-67
Jalen Dupree	2016-18

E -----	
Jack Eans	1944
Tony Easley	2005-10
Jaiveon Eaves	2018-20
Quennon Echols	1995-96
Jaxon Edwards	2022-23
Nick Ellington	2023-24
Willard Ellison	1942-44, 47
Mason Emerson	1927-28
Kale Englebright	1944
Jamal Evans	1992-93
Rocky Evans	1985-86
Craig Eversoll	1987-88
W.H. Ewers	1946

F -----	
Herschall Fahr	1940-41
Elijah Farr	2021-22
Jonathan Fairell	2013-15
Dexter Fields	2011-14
Kedrick Flomo	2014-
Derrick Flowers	1986-87

Charles Floyd	1953
Michael Floyd	1997-99
C.J. Ford	2012-14
Craig Ford	1945
Eddie Ford	1964-66
Toney Ford	1986-87
Linzie Foster	1988-89
W.H. Foster	1931-32
Georges Fotso	2006-10
Paul Fowler	1936-38
Matt Fraliex	2007-08
Jim Frank	1947-49
Joe Fulks	1942-43
Don Funneman	1968-70

G -----	
Jim Gainey	1955-56
Brandon Garrett	2010-13
Gene Garrett	1951-53
Marvin Gay	1997-99
Ray George	2006-2008
Wardon Gilbert	1926-28
Devin Gilmore	2017-21
Terron Gilmore	2012-
Bob Giombetti	1959-60
J.M. Gipe	1951-52
Harold Gish	1940-41
Chuck Glass	1985-86
Rick Goddard	1966-67
Bob Goebel	1962-64
Benny Goheen	1963-65
Robert Goheen	1934-35
Doug Gold	1987-91
Rich Gott	1952-53
Jerami Grace	2016-17
Jarrell Graham	1960-61
Lewis Graham	1935-37
Mark Graham	1963-65
T.R. Graham	1928-31
Carol Grammer	1946-47
Craig Gray	1992-93
David Greene	
Glen Green	1981-83
Ron Greene	1960-62
Hyland Grimmer	1941-43
Pearson Griffith	2004-06
Chris Griffin	2010-11
Dondre Griffin	2016-17
Cedric Gumm	1991-94

H -----	
Jack Haines	1940-42, 46
Everett Hall	1932-33
Arnell Hamilton	1996-98
Kenney Hammonds	1979- 82
Trae Hannibal	2021-22
Jack Hanvey	1954-55
Bob Harris	1945-46
Howard Harris	1930-31
Matt Harris	1994-97
Rashard Harris	2001-02
Torrell Harris	1980-81
Rick Haverstock	1967-68
Chester Hayes	1932-33
Jess Haynes	1929-30
Byron Hawkins	2016-18
Tim Haworth	2002-04
Antonio Henderson	2001-03
Zay Henderson	2012-14
Larry Henson	1959-60
Gene Herndon	1958, 60-61
Zadia Herrold	1946-49
Butch Hill	1963-65

Darren Hill	1992-93
Duncan Hill	1977-78
Justice Hill	2020-22
Antwan Hoard	1993-94
Howard Holland	1927-28
Willie Holland	1984-85
Preston Holland	1926-27
Jason Holliday	2019-20
Tyler Holloway	2005-09
Jimmie Lee Holder	2005-06
Ronnie Holmes	1957-58
Ricky Hood	1982-83
Gary Hooker	1980-81
Zach Hopewell	2017-18
Darnell Hopkins	2005-06
Andi Hornig	2000-04
Ed Horton	2006-07
Mark House	1972-73
Hal Houston	1928-30
Nathan Howard	1994-96
Bill Howle	1945-46
Curran Howle	1935-36
Jeff Hughes	1974-76
Michael Hunt	1992-93
Herb Hurley	1942-44
James Hurley	1937-39
Karl Hussung	1951-52

I -----	
Lawrence Ingram	1983

J -----	
John Jackson	1991-92
Bobo Jackson	1978-79
Bruce Jackson	1987-88
Michael James	1993-94
Reggie Jackson	2005-06
Shawn Jackson	2010-11
Zay Jackson	2011-13
Vernon James	1926-27
T.C. Jamison	1973-74
Danny Jarrett	1977-78
Glin Jeffery	1927-28
Glin Jeffery	1952-53
Ron Jeffery	1985-86
Keith Jenifer	2004-06
B.J. Jenkins	2008-11
Jim Jennings	1962-64
Chuck Johnson	2005-06
Jalen Johnson	2018-19
Paul Johnson	1942
Robert Johnson	1944
Ron Johnson	1969-71
Stewart Johnson	1964-66
Bryce Jones	2015-17
Craig Jones	1983-84
Marcus Jones	1993-94
Rick Jones	2002-04
Ron "Popeye" Jones	1988-92
Victor Jordan	1976-77

K -----	
Noah Kamba	2019-20
Rob Kennedy	2005-07
Rob Kelly	1978-79
Cecil Kent	1933-35
Jarad Key	2005-09
Wilms Kiefer	1936
George Kimbrough	1986-88
Dick Kinder	1955-56
Keith King	1933-35
Paul King	1988-91
Henry Kinsey	1974-75
Ja'Queue Kirby	2020-21

ALL-TIME ROSTER - ALPHABETICAL

Herreld Kirkpatrick	1941-42	Reggie Montgomery	1981-82	Jeff Robbins	1988-89	Danero Thomas	2006-10
Ted Koennigsmark	1952-54	Brian Moore, Jr.	2022-24	Demond Robinson	2019-21	Kevin Thomas	2006-09
L -----		William Moore	1994-95	Craig Roeder	1967-68	Gilbert Thomas	2016-17
Mike Lahm	1984-85	Tom Moran	1967-68	Ron Romani	1967-69	Rod Thomas	2000-02
Galon Lamb	1926-27	Ja Morant	2017-19	Petar Roncevic	2002-04	Rod Thomas, Jr.	2019-23
Keith Lambert	1966-67	Justin Morgan	2022-24	Ismael Rosario	1990-91	Jimmy Thornberry	1945-46
Charlie Lampley	1949-52	Jeffery Moss	2012-16	Champ Rushing	1940-41	Roger Thouvini	1962-63
Mike Land	1989-90	Mike Muff	1977-78	Allen Russell	1946-47	Clifton Thurman	1927-28
Donnie Langhi	1990-91	Joe Munger	1929-30	Fount Russell	1926-27	Rube Thurston	1928-29
Wayne Langston	2014-16	Rod Murray	1997-00	S -----		Barney Thweatt	1953-54
Preston Laster	1932-33	Sam Murray II	2022-24	Bob Salmons	1940-42	Wayne Tiller	1987-88
Don Lawrence	1964-65	Walter Murray	1938-40	Brion Sanchious	2015-19	Fred Towns	1971-72
Tom Leffler	1976-79	Latreze Mushatt	2010-13	Glenn Sanders	1985-86	Marlon Towns	1998-00
Marlon Lestin	2022-23	N -----		Rob Sanders	1981-82	Chad Townsend	1996-98
Renardo Levine	1995-96	John Namciu	1963-65	Tarod Sanders	2007-08	Terry Triplett	1981-82
Derek Lindauer	1983-85	Harley Nussman	2011-12	T.J. Sapp	2013-15	Maurice Trotter	1990-91
Joe Little	1941-42	O -----		Scott Schlosser	1962-64	Mike Turner	1996-00
Malcolm Logeman	1945	Mike O'Riordan	1959-61	Tom Scott	1984-85	U -----	
Jewuan Long	2007-12	Chris Ogden	1987-90	Charley Sermons	1953-54	Leo Unnerstall	1953-54
Harold Loughary	1947-50	Keith Oglesby	1978-79	Justin Seymour	2013-	V -----	
Ralph Love	1938	John Oldham	1947-48	Herman Shaw	1932-34	Al Varnas	1962-64
David Lowery	1978-79	Justin Orr	2004-06	Chris Shumate	1999-04	Gene Vasseur	1942-43
Will Lutter	1971-72	Donald Overstreet	1989-91	Carl Sias	1988-89	Cuthbert Victor	2000-04
M -----		Jack Owens	1995-96	Picasso Simmons	2007-11	Ermine Vincent	1940-41
Zedric Macklin	1985-86	Glen Oxford	1947-48	Jordan Skipper-Brown	2021-22	Claude Vircent	1968-70
Ross Magruder	1935, 38	P -----		Frank Smikoski	1959-61	Duane Virgil	1997-99
William Mahew	1930-31	Darryl Pace	1986-87	James Singleton	2001-03	W -----	
Len Mahony	1961-63	John Padgett	1942-43, 46-47	Jackson Sivills	2020-22	Tommy Wade	1975-76
Bill Mancini	1970-72	Aaron Page	1996-00	Scott Sivills	1990-93	Frank Wagner	1956-57
Allen Mann	1979-80	Jeremy Park	1992-93	Tony Slaughter	1981-82	Bo Walden	1992-93
Don Mann	1986-89	Curtis Parker	2006-07	Lamont Sleets	1980-84	Shawn Walker, Jr.	2023-24
Aaron Mansfield	1996-97	Joe Parker	1961-62	Forrest Smallwood	2006-07	Fred Walker	1995-96
Ed Burke Mantle	1936-37	Jim Parrott	1944-45	Anthony Smith	2017-20	Stan Walker	1962-64
Sherell Marginet	1956-58	A.J. Patty	2015-16	Bill Smith	1929-30, 32-34	Fran Watrous	1954-57
Jarrold Martin	1993-97	Dwayne Paul	2006-07	DaQuan Smith	2018-22	Brandon Warfield	1997-98
Jeff Martin	1986-89	Kevin Paschel	2000-04	Jamari Smith	2022-23	Tiger Warford	2012-13
Jeff Martin, Jr.	2013-15	Cameron Payne	2013-15	Jerry Smith	1980-81	Jimmy Warren	1977-78
Vada Martin	1982-85	Jim Pearce	1947-48	Matt Smith	2019-22	Ned Washer	1939-40
Dick Masters	1961-62	Trey Pearson	2004-05	Paul Smith	1975-76	Rick Weisman	1971-72
Hugh May	1927-29	Gene Pendleton	1963-65	Powell Smith	1953-54	Auburn Wells	1926-27, 29
De'Teri Mayes	1996-98	Rob Perry	2022-24	Scott Smith	1944-45	Oren Wells	1926-27
Jeffery McClain	2008-11	Ken Peterson	1959-61	Barry Snow	1979-80	Walter Wells	1926-31
Robert McClatchey	1987-88	Jim Phillips	1934-36	Charles Snow	1947-50	Zahn Wells	1931-32
Mike McCoy	2005-06	Odell Phillips	1943, 48	Isaac Spencer	1997-01	Frank Wendryhoski	1948-49
John McCrear	2023-24	Milt Pitts	1966-67	Don Stalls	1932	Steve Wendt	1989-90
Erik McCree	2012-13	Tom Poeler	1948-49	Madison Stanford	1950-51	Haron West	1942-43
Dale McDaniel	1946-47	Donte Poole	2008-12	Braxton Stacker	2022-23	Jim West	1983-84
Mike McDuffen	1982-83	John Powless	1954-57	Carl Steffin	1940-41	John West	1959-61
Gee McGhee	2014-17	James Preston	1983-84	Jonathan Stark	2015-18	Lester West	1941-42
Harry McGrath	1947-48	Sherman Pride	1990-91	Marcelous Starks	1972-74	Antione Whelchel	2000-04
Charles McKee	1948-49	Bennie Purcell	1949-52	Richard Starkey	1952-53	Kenny White, Jr.	2022-23
Ethridge McKeel	1936-38	Q -----		Don Stephenson	1948-51	Brian Whitley	2017-21
Leslie McKeel	1939-41	Gary Quint	1965-67	Gary Steverson	1969-71	Charles Wickliffe	1930-31
Mike McKinney	1981-82	R -----		Brian Stewart	1981-84	Harold Williams	1959-61
Bobby McLemore	1954-55	Vincent Rainey	1994-97	Harry Stewart	1944	Don Williams	1948-49
Nicholas McMullen	2020-22	Josh Ramage	2003-04	Jim Stocks	1967-69	Donnie Williams	1961-62
Herb McPherson	1964-67	Tyler Rambo	2011-15	Jeremy Story	1996-97	Jarvis Williams	2013-15
Greg McQueary	1987-88	John Randall	1977-79	Frank Streety	1969-70	Jesse Williams	1973-76
Leonard Metcalfe	1943-44	J.D. Rayburn	1933-35	Quitman Sullins	1955-58	KJ Williams	2018-22
Gordon Melton	1979-80	Johnny Reagan	1945-48	T -----		Lloyd Williams	1975-76
Derrick Melvin	1975-76	Issian Redding	2005-06	Gerald Tabor	1957-58	Marvin Williams	2006-08
A.J. Mensey	1987-88	Aubrey Reese	1997-00	Jim Talbott	1956-57	Ron Williams	1970-72
Joe Mikez	1953-56	Jim Regula	1948-49	Craig Talley	1984-85	Joe Willmore	1959-60
James Miller	1928-31	Lawrent Rice	2023-24	Reiny Tauc	1954-55	A.J. Wilson	2009-10
John Miller	1928-29	Edd Dale Riggins	1946-47	Everett Taylor	1972-73	Donnell Wilson	1977-78
Rick Miller	1965-67	Steve Riley	1968-70	Jachai Taylor	2016-18	Gary Wilson	1968-70
Terrell Miller	2016-18	Theron Riley	1937-38	Kenneth Taylor	1993-96	Jerry Wilson	1991-94
Isacc Miles	2007-11	Ron Rippetoe	1969-70	Les Taylor	1971-73	Stacy Wilson	2011-13
Jim Mitchell	1938-40			Antoine Teague	1993-94	Shawn Witherspoon	2003-07
Larry Moffett	1975-76			Ralph Teter	1958-59	Al Wittebort	1943-44
				Johnny Thirdkill	1978-79		

ALL-TIME ROSTER - NUMERICAL

Available Rosters begin with 1959-60 season

#	Name	Years	P	Ht	Wt	Hometown
0	John McCrear	23-24	F	6-9	205	Detroit, Mich.
0	Jackson Edwards	22-23	G	6-6	200	Indianapolis, Ind.
0	KJ Williams	18-22	F	6-10	245	Cleveland, Miss.
0	Demond Robinson	19-21	F	6-8	255	Montgomery, Ala.
0	Mike Davis	18-19	F	6-7	210	East Brewton, Ala.
0	Terrell Miller	16-18	F	6-8	250	Jacksonville, Fla.
0	Wayne Langston	14-16	F	6-7	245	Washington, D.C.
0	Isacc Miles	07-11	G	6-2	205	Kansas City, Mo.
0	Daniel Ard	06-07	F	6-5	220	Benton, Ky.
0	Trey Pearson	04-05	G	6-2	182	South Fulton, Tenn.
00	Brandon Warfield	97-98	G	5-10	170	Paducah, Ky.
00	D.J. Dahl	96-97	C	6-11	240	Circle Pines, Minn.
00	Derrick Melvin	74-75	G	5-10	150	Brooklyn, N.Y.
00	Milt Pitts	65-66	G	5-11	165	Mansfield, Ohio

1	Braxton Stacker	22-23	G	6-5	185	Fairview Heights, Ill.
1	DaQuan Smith	18-22	G	6-1	175	Holly Springs, Miss.
1	Jerami Grace	16-17	G	6-3	185	Dallas, Texas

RETIRED 2023

1	Cameron Payne	13-15	G	6-2	180	Memphis, Tenn.
1	Bryce Jones	15-17	G	6-0	170	Brooklyn, N.Y.
1	Stacy Wilson	11-13	F	6-3	201	Mullins, S.C.
1	B.J. Jenkins	08-11	G	6-0	180	Virginia Beach, Va.
1	Bruce Carter	06-08	G	6-4	200	Detroit, Mich.
1	Ed Horton	06-07	G	6-3	190	Shreveport, La.
1	Jimmie Lee Holder	05-06	G	6-0	180	Benton, Ky.
1	Kevin Paschell	01-04	G	5-11	180	Louisville, Ky.

2	Rob Perry	22-24	G	6-4	210	Orlando, Fla.
2	Trae Hannibal	21-22	G	6-2	220	Hartsville, S.C.
2	Chico Carter, Jr.	19-21	G	6-2	190	Columbia S.C.
2	Jonathan Stark	15-16	G	6-0	170	Munford, Tenn.
2	Jeffery Moss	12-16	F	6-4	190	Madison, Ala.
2	Jonathan Fairell	13-15	F	6-7	265	Miami, Fla.
2	Ed Daniel	09-13	F	6-7	228	Birmingham, Ala.
2	Matt Fralix	07-08	G	6-4	180	Fredonia, Ky.
2	Marqis Wright	05-06	F	6-6	220	Gainesville, Ga.
2	Shane Dansby	05-06	G	6-4	200	Kingston Springs, Tenn.
2	Nathan Akin	00-04	G	5-10	175	Louisville, Ky.

RETIRED 2018

3	Isaiah Canaan	09-13	G	6-1	195	Biloxi, Miss.
3	Ray George	06-08	G	6-4	190	Decatur, Ga.
3	T.J. Wolf	03-05	G	5-11	175	Martinsville, Ind.
3	Mark Borders	02-03	G	6-1	205	Orlando, Fla.
3	Johnny Mitchell		G	6-4	180	Montgomery, Ala.
3	Michael Floyd	97-99	F	6-7	220	Mobile, Ala.
3	Antoine Teague	93-94	C	6-10	205	Chicago, Ill.
3	Nathan Howard	94-96	G	5-11	150	Louisville, Ky.
3	Terry Birdsong	91-92	G	6-3	170	Benton, Ky.

4	Patrick Chew	22-24	G	6-4	195	Phoenix, Ariz.
4	Dionte Bostick	20-22	G	6-2	190	Clearwater, Fla.
4	Noah Kamba	19-20	G	6-2	180	Lynn, Mass.
4	Brion Sanchious	15-19	F	6-8	230	Pompano Beach, Fla.
4	Jarvis Williams	13-15	F	6-8	215	Macon, Ga.
4	Latreze Mushatt	10-13	F	6-5	210	Saginaw, Mich.
4	Tyler Holloway	05-09	G	6-2	175	Decatur, Ala.
4	Adam Chiles	03-04	G	6-1	190	Louisville, Ky.
4	Marlon Towns	98-00	G	6-5	220	Memphis, Tenn.
4	Antonio Henderson	02-03	G	6-0	180	Lincolnton, Ga.
4	Arnell Hamilton	96-98	F	6-8	205	Jackson, Ala.
4	Darren Dawson	96-97	G	6-5	195	LaGrange, Ky.
4	Stacey Barry	95-96	F	6-6	210	Milan, Tenn.
4	Cedric Gumm	91-94	G	6-0	160	Bowling Green, Ky.

5	Mike McCoy	05-06	F	6-7	225	Indianapolis, Ind.
5	Kelvin Brown	03-04	F	6-7	225	Ft. Lauderdale, Fla.

RETIRED 2010

5	Marcus Brown	92-96	G	6-3	175	West Memphis, Tenn.
---	---------------------	--------------	----------	------------	------------	----------------------------

10	Quincy Anderson	22-24	G	6-4	205	Oshkosh, Wisc.
10	Tevin Brown	17-22	G	6-5	175	Fairhope, Ala.
10	Dondre Griffin	16-17	G	6-3	190	Raleigh, N.C.
10	Chad Culbreath	15-16	G	5-9	165	Henning, Tenn.
10	Zay Jackson	11-13	G	6-0	175	Hammond, La.
10	Jordan Burge	09-13	G	5-11	170	Mayfield, Ky.
10	Kevin Thomas	06-09	G	6-1	170	Ft. Lauderdale, Fla.
10	Keith Jenifer	04-06	G	6-2	170	Baltimore, Md.
10	Cuthbert Victor	01-04	F	6-5	215	St. Croix, Virgin Islands
10	Anthony Woodard	90-91	G	6-3	170	Russellville, Ky.
10	Chad Townsend	96-98	G	6-1	190	Kerrville, Texas
10	Kenneth Taylor	92-96	G	5-10	160	Little Rock, Ark.
10	Maurice Trotter	89-90	G	6-2	170	Jacksonville, Fla.
10	Glenn Sanders	85-86	G	6-1	165	Richmond Heights, Mo.
10	Lamont Sleets	79-80	G	5-10	175	Eminence, Ky.
10	Harvey McNeal		G	5-11	150	Cairo, Ill.
10	Raymond Simms	77-78	G	6-0	180	Murray, Ky.
10	Grover Woolard	73-74	F	6-8	170	Newark, N.J.
10	Jesse Williams	72-73	F	6-8	225	Chicago, Ill.
10	Steve Barrett	72-73	G	5-9	165	Ottwell, N.J.
10	Frank Streety	69-70	G	5-11	160	Brooklyn, N.Y.
10	Joe Chaney	65-66	G	5-9	140	Portage, Mich.
10	Don Duncan	65-66	G	5-10	175	Centralia, Ill.
10	Bennie Goheen	64-65	G	6-0	185	Benton, Ky.

11	Justin Morgan	22-24	G	6-6	215	Memphis, Tenn.
11	Matthew Smith	19-22	F	6-6	225	Charlotte, N.C.
11	Shaq Buchanan	17-18	G	6-3	190	Madison, Miss.
11	Damarcus Croaker	14-15	G	6-4	190	Orlando, Fla.
11	C.J. Ford	12-14	G	6-1	185	Fayetteville, N.C.
11	Donte Poole	08-12	F	6-3	190	Las Vegas, Nev.
11	Bruce Carter	06-08	G	6-4	200	Detroit, Mich.
11	Andi Hornig	00-04	C	7-0	260	Idstein, Germany
11	Jay Ragan		G	5-10	180	Biloxi, Miss.
11	Jarrod Martin	94-97	G	5-11	155	Kirbyton, Ky.
11	Toney Ford	86-87	G	6-3	170	Grand Rapids, Mich.
11	Mike McDuffen	81-82	G	6-3	180	Roosevelt, N.Y.
11	Gary Hooker	79-80	F	6-5	180	Mahattan, N.Y.
11	David Lowry	77-78	G	5-11	150	Henderson, Ky.
11	Tommy Wade	74-76	F	6-3	170	Hopkinsville, Ky.
11	Henry Kinsey	74-75	G	6-2	185	Brooklyn, N.Y.
11	Phil Melillo	72-73	G	5-10	175	Bloomfield, N.J.
11	Barry Barnes	65-66	G	5-10	150	Rockport, Ky.
11	Rich Goddard	65-66	G	6-0	175	Urbana, Ohio
11	Keith Lambert	64-65	G	6-2	175	Paducah, Ky.
11	Scott Schlosser	61-62	F	6-3	210	Mayfield, Ky.
11	Ron Greene	59-60	F	6-3	210	Terre Haute, Ind.

RETIRED 2020

12	Ja Morant	17-18	G	6-3	170	Dalzell, S.C.
12	Gee McGhee	14-15	F	6-5	225	Baton Rouge, La.
12	Tyler Rambo	11-15	F	6-5	220	Grandview, Mo.
12	Shawn Jackson	10-11	C	6-9	230	Live Oak, Fla.
12	Danero Thomas	06-10	F	6-4	180	New Orleans, La.
12	Aubrey Reese	97-00	G	6-0	190	Auburn, Ala.
12	Rick Jones	02-04	G	6-0	180	Corbin, Ky.
12	Greg Anderson	95-96	F	6-6	205	Albany, Ga.
12	Jeremy Story	96-97	G	6-0	180	Benton, Ky.
12	Craig Gray	92-93	G	6-0	165	Jeanerette, La.
12	Andre Jones		F	6-6	185	Lexington, Ky.
12	Jeff Robbins	88-89	G	6-1	175	Muncie, Ind.
12	George Kimbrough	86-88	G	6-4	180	Louisville, Ky.
12	Derek Lindauer	83-85	G	6-3	165	Evansville, Ind.
12	Tom Adams	79-82	G	6-3	185	Murray, Ky.
12	Darnell Adell	72-73	G	5-11	180	East Chicago, Ind.
12	Jimmy Young	69-70	G	6-0	180	Cunningham, Tenn.

13	Alden Applewhite	23-24	F	6-7	215	Memphis, Tenn.
13	Kenny White, Jr.	22-23	F	6-7	225	Madisonville, Ky.
13	Carter Collins	21-22	G	6-3	190	Chapel Hill, N.C.
13	Devin Gilmore	17-21	F	6-6	200	Madison, Miss.
13	Charles Brown	15-16	F	6-6	210	New Orleans, La.

ALL-TIME ROSTER - NUMERICAL

13	Brandon Garrett	10-13	F	6-9	200	Phoenix, Ariz.
13	Curtis Parker	06-07	F	6-7	230	Troy, Ala.
13	Tim Haworth	02-04	G	5-10	180	Mayfield, Ky.
13	Rod Murray	97-00	F	6-7	210	Montgomery, Ala.
13	Rashard Harris	01-02	G	6-1	175	Greenville, S.C.
13	Rocky Evans	85-86	G	6-0	175	Pascagoula, Miss.
13	Jarrell Graham	59-60	G	6-0	180	Mt. Vernon, Ill.
14	Brian Moore, Jr.	22-24	G	6-3	180	Harlem, N.Y.
14	Justice Hill	20-22	G	6-0	170	Little Rock, Ark.
14	Jaiveon Eaves	18-20	G	6-2	195	Madisonville, Ky.
14	Jeff Martin, Jr.	13-15	G	5-11	155	Katy, Texas
14	Erik McCree	12-13	F	6-7	215	Winter Garden, Fla.
14	Jordan Burge	09-13	G	5-11	162	Mayfield, Ky.
14	Picasso Simmons	07-11	G	6-0	170	Gallatin, Tenn.
14	Forrest Smallwood	06-07	G	6-4	205	Louisville, Ky.
14	Darnell Hopkins	05-06	G	6-2	190	Baltimore, Md.
14	Rick Jones	02-04	G	6-0	180	Corbin, Ky.
14	Jerry Wilson	91-94	F	6-7	215	Spartanburg, S.C.
14	Arnell Hamilton	96-98	F	6-8	205	Jackson, Ala.
14	Jeff Strouse		G	6-1	185	Evansville, Ind.
14	Glenn Jackson		G	6-0	185	Murray, Ky.
14	Dane Starbuck	75-76	G	5-11	165	Winchester, Ind.
RETIRED 1989						
15	Jeff Martin	86-89	F	6-6	200	Cherry Valley, Ark.
15	Tommy Warren	77-78	G	6-1	200	Birmingham, Ala.
15	Mike Brown		G	6-2	175	Camden, Tenn.
15	Victor Jordan	75-76	F	6-6	200	Hopkinsville, Ky.
15	Larry Moffett	74-75	C	6-8	210	Chicago, Ill.
15	Frank Smikoski	59-60	F	6-3	175	Chicago, Ill.
15	Jim Talbott	55-56	G	6-1	180	Bardstown, Ky.
15	Ralph Teter	57-58	G	6-1	160	Middletown, Ind.
15	Jimmy Carter	54-55	G	6-0	180	Crystal City, Mo.
RETIRED 1953						
16	Garrett Beshear	49-53	F	6-6	190	Hopkinsville, Ky.
17	Joe Mikez	54-56	F	6-3	215	DeKalb, Ill.
18	Sherrell Marginot	55-56	G	6-0	180	Fort Branch, Ind.
18	Reiny Tauck	54-55	C	6-6	200	Valparaiso, Ind.
RETIRED 1956						
19	Howie Crittenden	53-56	G	6-0	165	Cuba, Ky.
20	Aaron Page	96-00	G	6-5	180	Austin, Texas
20	Jermaine Barger	00-01	G	5-11	180	Harlan, Ky.
20	Jeremy Story	96-97	G	6-1	180	Benton, Ky.
20	Antwan Hoard	93-94	F	6-6	200	Chicago, Ill.
20	Marcus Thompson	ADD	G	6-3	175	Russellville, Ark.
20	Darren Hill	92-93	F	6-4	175	Chicago, Ill.
20	Michael Gray	88-89	G	6-5	185	Princeton, Ky.
20	A.J. Mensey	87-88	G	6-4	195	St. Louis, Mo.
20	Zedric Macklin	85-86	F	6-5	175	Memphis, Tenn.
20	Fred MaKoczy	65-66	G	6-0	175	Buffalo, N.Y.
20	Milt Pitts	65-66	G	5-11	165	Mansfield, Ohio
20	Kenny Booher	64-65	G	5-9	160	Dayton, Ohio.
20	Bob Burton	61-62	G	6-2	190	Murray, Ky.
20	Ralph Teter	58-59	G	6-0	180	Middletown, Ind.
20	Jackie Lee Winders	57-58	G	5-9	150	Mortons Gap, Ky.
20	Dick Kinder	53-56	G	5-11	168	Winslow, Ind.
RETIRED 2003						
20	Johnny Reagan	45-48	F	6-6	210	Bismark, Mo.
21	Doug Gold	86-87	F	6-6	200	Flemingsburg, Ky.
21	Greg McQueary	85-86	G	6-3	180	Campbellsville, Ky.
21	Craig Talley	83-85	F	6-4	195	Baltimore, Md.
21	Glen Green	81-83	F	6-6	175	Henderson, Ky.
21	John Randall	76-79	F	6-8	195	Hammond, Ind.
21	Dave Farney		G	6-0	165	Ft. Lauderdale, Fla.
21	Lloyd Williams	74-75	G	6-3	175	Chicago, Ill.
21	Jim Jennings	61-62	F	6-6	220	Dayton, Ohio
	RETIRED 1952					
21	Bennie Purcell	49-52	G	5-11	170	Mount Vernon, Ill.
22	Sam Murray II	22-24	F	6-8	190	Gulfport, Miss.
22	Elijah Farr	21-22	F	6-8	240	Kansas City, Mo.
22	Brion Whitley	17-21	G	6-4	195	Sarasota, Fla.
22	Gilbert Thomas	16-17	F	6-7	225	Houston, Texas
22	T.J. Sapp	13-15	G	6-3	190	Ft. Lauderdale, Fla.
22	Brion Whitley	17-	G	6-4	200	Sarasota, Fla.
22	Tiger Warford	12-13	G	6-1	170	Greenville, Ky.
22	Jeffery McClain	08-11	F	6-6	230	Hickman, Ky.
22	Shawn Witherspoon	03-07	F	6-5	208	Oviedo, Fla.
22	Vincent Rainey	93-97	F	6-4	205	Memphis, Tenn.
22	Jamal Evans	92-93	G	6-2	175	Detroit, Mich.
22	Jason Karem	90-91	G	6-0	170	Louisville, Ky.
22	Mitch Cothran	88-89	G	6-3	155	Benton, Ky.
22	Tom Scott	84-85	G	6-1	170	Franklin, Ind.
22	Brian Stewart	80-84	G	6-3	180	Terre Haute, Ind.
22	Michael Davis	79-80	G	6-3	170	Detroit, Mich.
22	Roy Taylor		F	6-5	190	Anderson, Ind.
22	Lenny Barber	76-77	G	5-10	185	Trenton, N.J.
22	Reggie Baker	74-75	G	6-1	160	East Orange, N.J.
22	Henry Kinsey	74-75	G	6-2	185	Brooklyn, N.Y.
22	Steve Brown	72-73	F	6-5	190	Ballwin, Mo.
22	Steve Riley	69-70	F	6-2	185	Marlton, N.J.
22	Jackie White	65-66	F	6-5	175	Madisonville, N.J.
22	Gary Quint	65-66	F	6-5	200	Metropolis, Ill.
22	Bob Goebel	61-62	F	6-3	200	Lincoln, Ill.
22	Ken Wray	57-59	F	6-4	200	Wingo, Ky.
22	Bobby Erwin	55-58	F	6-3	185	Mayfield, Ky.
22	Ted Koenigsmark	54-55	F	6-5	190	Murphysboro, Ill.
23	Nick Ellington	23-24	F	6-9	225	St. Louis, Mo.
23	KJ Williams	18-22	F	6-10	245	Cleveland, Miss.
23	Jachai Taylor	16-17	G	6-7	195	Waukegan, Ill.
23	Justin Seymour	14-15	G	6-3	215	Atlanta, Ga.
23	Dexter Fields	11-14	G	6-2	190	Orlando, Fla.
23	A.J. Adams	05-06	F	6-4	186	Mayfield, Ky.
23	Tony Bailey	93-94	F	6-5	200	Villa Rica, Ga.
23	Fred Walker	94-96	F	6-5	205	Cordelle, Ga.
23	Michael Floyd	97-99	F	6-7	220	Mobile, Ala.
23	Anthrius Carter	93-95	F	6-6	190	Denver, Colo.
23	Rafael Peterson		F	6-4	180	Detroit, Mich.
23	Don Mann	85-89	G	5-9	170	Dyersburg, Tenn.
23	Willie Holland	84-85	G	6-2	160	Stanton, Tenn.
23	Jerry Smith	79-81	G	6-4	185	Louisville, Ky.
23	Tom Leffler	75-76	F	6-4	190	Lamont, Ill.
23	Steve Bowers	72-73	G	6-4	160	Washington, Ohio
23	Art Mulwitz	65-66	G	6-0	185	Stanford, Conn.
23	Eddie Ford	65-66	G	6-0	175	Nortonville, Ky.
23	Al Varnas	61-62	G	6-2	175	
23	Billy Ricks	59-60	G	5-9	150	Benton, Ky.
23	Dale Alexander	58-59	G	6-0	167	Murray, Ky.
23	John Powless	53-58	F	6-5	195	Flora, Ill.
24	Jacobi Wood	22-24	G	6-2	185	Cleveland, Tenn.
24	Ja'Queze Kirby	20-21	F	6-6	190	Hazlehurst, Ga.
24	Anthony Smith	17-20	F	6-7	225	Suitland, Md.
24	Kedrick Flomo	14-16	G	6-1	185	Winston-Salem, N.C.
24	Dwayne Paul	06-07	F	6-5	250	Arlington, Texas
24	Justin Burdine	98-02	G	6-1	180	Savannah, Tenn.
24	Kijana Howard		F	6-6	200	Macon, Ga.
24	Maurice Cannon	92-93	G	6-4	195	Memphis, Tenn.
24	Chad Townsend	96-98	F	6-8	215	Palatka, Fla.
24	Sherman Pride	89-90	F	6-6	200	Aberdeen, N.C.
24	Terrence Brooks	88-89	G	6-2	185	Paris, Ky.
24	Warren Quarles	86-87	G	5-10	170	Dyersburg, Tenn.
24	Ron Jeffery	85-86	F	6-4	210	Mt. Juliet, Tenn.
24	Richard Burnett		F	6-4	200	Nashville, Tenn.
24	Don Funneman	68-69	G	6-1	180	Effingham, Ill.
24	Ron Romani	65-66	F	6-4	175	Washington, Ill.
24	Keith Lambert	65-66	G	6-2	170	Reidland, Ky.

ALL-TIME ROSTER - NUMERICAL

24	Joe Parker	61-62	G	5-10	165				
24	John Brooks	58-59	G	5-11	175		Lawrenceville, Ill.		
25	Shawn Walker, Jr.	23-24	G	6-4	190		Elizabeth City, N.C.		
25	Rod Thomas, Jr.	19-23	G	6-0	183		Paducah, Ky.		
25	Jalen Johnson	18-19	G	6-1	175		Hopkinsville, Ky.		
25	Byron Hawkins	16-17	G	6-1	180		Ft. Washington, Md.		
25	Marvin Williams	06-08	F	6-6	215		Lake Wales, Fla.		
25	Justin Orr	04-06	F	6-6	205		Cincinnati, Ohio		
25	Ray Cunningham	98-00	F	6-5	200		Louisville, Ky.		Washington, D.C.
25	Lawrence Bussell	93-94	F	6-4	185		Hopkinsville, Ky.		St. Louis, Mo.
25	Keith Torian		G	6-1	190		Cadiz, Ky.		Canton, Ohio
25	Rick Cochran		G	5-10	180		Paducah, Ky.		Canton, Ohio
25	Duncan Hill	76-77	G	6-2	155		Louisville, Ky.		Flora, Ill.
25	Paul Smith	75-76	G	5-10	155		Lemont, Ill.		Marion, Ky.
25	Tommy Wade	74-75	G	6-3	150		Hopkinsville, Ky.		Gary, Ind.
25	John West	59-60	F	6-5	200		Lynn Grove, Ky.		
25	Terry Darnell	55-57	F	6-3	188		Hornbeack, Tenn.		
25	Jim Carter	55-56	G	6-0	172		Crystal City, Mo.		
25	Jack Cutter	54-55	G	6-1	175		Salem, Ill.		
26	Dolph Regelsky	54-55	F	6-4	200		Chicago, Ill.		
RETIRE	2001								
26	Joe Fulks	42-43	C	6-11	226		Kutawa, Ky.		
27	Thomas Darnall	54-55	F	6-3	175		Hornbeak, Tenn.		
28	Francis Watross	54-56	F	6-4	192		New Hamburg, N.Y.		
29	Quitman Sullins	54-57	C	6-9	210		Luxora, Ark.		
30	Kijana Howard		F	6-6	200		Macon, Ga		
RETIRE	1991								
30	Paul King	88-91	G	6-4	190		St. Louis, Mo.		
30	Craig Eversoll	87-88	F	6-6	200		Bowling Green, Ky.		
30	Leroy Junior Boyd	84-85	G	6-0	180		Memphis, Tenn.		
30	Tony Slaughter	80-82	G	6-3	175		Louisville, Ky.		
30	Herman Boyd	79-80	F	6-4	210		Memphis, Tenn.		
30	Robert Kelly	78-97	F	6-5	180		Gary, Ind.		
30	Zach Blasingame	73-74	F	6-3	210		Chicago, Ill.		
30	Les Taylor	72-73	F	6-3	200		Carbondale, Ill.		
30	Claude Virden	68-69	F	6-6	195		Akron, Ohio		
30	Dan Dobbs	65-66	G	6-0	165		New Castle, Ind.		
30	Rick Miller	65-66	F	6-5	205		Canton, Ohio		
30	Len Mahoney	61-62	F	6-6	205		Elmhurst, Ill.		
30	Ken Peterson	58-59	C	6-9	210		Chicago, Ill.		
30	Jim Gainey	54-55	C	6-8	225		Dillon, S.C.		
31	Jordan Skipper-Brown	21-22	F	6-6	230		Little Rock, Ark.		
31	Jeffery Moss	10-13	F	6-4	188		Madison, Ala.		
31	Isaac Spencer	97-01	F	6-6	220		Montgomery, Ala.		
31	Terry Triplett	80-81	C	6-8	215		Evansville, Ind.		
31	Gary Wilson	68-69	C	6-7	205		Campbellsville, Ky.		
31	Orrin Maine	65-66	F	6-6	190		Ashaway, R.I.		
31	Craig Roeder	65-66	C	6-8	225		Bremen, Ind.		
31	Rick Miller	64-65	F	6-5	200		Canton, Ohio		
31	Stan Walker	61-62	F	6-7	215		Columbia City, Ind.		
31	Ken Peterson	59-60	C	6-11	210		Chicago, Ill.		
31	Joe Cotton	54-55	G	6-1	180		Dawson Springs, Ky.		
32	Nicholas McMullen	20-22	F	6-8	235		Greensboro, N.C.		
32	Darnell Cowart	18-20	F	6-8	295		Chicago, Ill.		
32	Bryce Jones	15-16	G	6-0	175		Brooklyn, N.Y.		
32	A.J. Patty	15-16	F	6-9	215		Westchester, Ill.		
32	Jaylen Bland	11-12	G	6-3	202		Reseda, Calif.		
32	Chris Griffin	10-11	F	6-7	205		Tallahassee, Fla.		
32	Jarad Key	05-09	F	6-5	175		Paducah, Ky.		
32	Chris Shumate	99-04	F	6-6	210		Louisville, Ky.		
32	David Greene		F	6-6	210		Murray, Ky.		
32	Isaac Bullock	96-97	G	6-3	205		Columbus, Ohio		
32	Larry Johnson		G	6-2	195		Durham, N.C.		
32	Marcus Jones	93-94	G	6-4	180		Memphis, Tenn.		
32	Donald Overstreet	89-91	G	6-5	210				Paducah, Ky.
32	Lorenzo Doyle		G	6-3	180				Charleston, Mo.
32	Bruce Jackson	87-88	G	6-3	195				Malone, Fla.
32	Owen Bronston	85-86	F	6-6	215				Springfield, Ohio
32	David Youngblood	83-84	C	6-7	235				Mayfield, Ky.
32	Mike McKinney	80-82	F	6-7	210				Evansville, Ind.
32	Barry Snow	78-80	F	6-5	180				Paducah, Ky.
32	Donnie Woods	74-75	G	5-9	150				Princeton, Ky.
32	Larry Kelley		G	6-0	165				Elwood, Ill.
32	Greg Carrington	72-73	F	6-4	195				Washington, D.C.
32	Ronnie Williams	68-69	G	6-2	185				St. Louis, Mo.
32	Rick Haverstock	65-66	F	6-4	190				Canton, Ohio
32	Dick Cunningham	63-64	C	6-10	245				Canton, Ohio
32	Larry Henson	58-59	F	6-4	175				Flora, Ill.
32	Gerald Tabor	57-58	F	6-3	175				Marion, Ky.
32	Jorgen Anderson	54-55	F	6-5	210				Gary, Ind.
33	Lawrent Rice	23-24	G	6-3	170		Dayton, Ohio		
33	Jackson Sivills	20-22	F	6-6	200				Paducah, Ky.
33	Gee McGhee	15-17	F	6-4	210				Baton Rouge, La.
33	Jordan Burge	09-13	G	5-11	162				Mayfield, Ky.
33	Jewuan Long	07-12	G	6-1	175				Jackson, Tenn.
33	Rob Kennedy	05-07	F	6-9	220				Madison, Ill.
33	Blair Hogg		G	6-2	180				Vancouver, B.C.
33	Matt Harris	94-97	F	6-7	235				Troy, Tenn.
33	Frank Allen	89-93	G	6-2	180				Memphis, Tenn.
33	Mike Land	89-90	F	6-6	200				French Lick, Ind.
33	Robert McClatchey	87-88	F	6-7	200				Memphis, Tenn.
33	Curtis Davis	84-86	F	6-7	215				Dayton, Ohio
33	Sidney Bolden		F	6-5	200				Birmingham, Ala.
33	Mike Brady	82-83	C	6-7	225				Detroit, Mich.
33	Allen Mann	85-89	F	6-6	210				Detroit, Mich.
33	Rob "Bobo" Jackson	78-79	G	6-2	180				East Chicago, Ind.
33	Jimmy Warren	76-78	G	6-1	185				Birmingham, Ala.
33	Earner Mayes	75-76	C	6-7	195				Gary, Ind.
33	Mike Dickens	74-75	F	6-3	150				Evansville, Ind.
33	T.C. Jamison	72-73	G	6-5	185				South Bend, Ind.
33	Hector Blondett	67-68	F	6-4	180				Brooklyn, N.Y.
33	Mark Graham	64-65	G	5-10	175				Ft. Wayne, Ind.
33	Donnie Williams	61-62	F	6-4	215				
33	Larry Henson	59-60	F	6-4	175				Flora, Ill.
33	Wendell Harkins	54-55	F	6-5	200				Dawson Springs, Ky.
34	Fletcher Boatright	23-24	F	6-5	200		Tuscaloosa, Ala.		
34	Terron Gilmore	12-15	F	6-7	230				Jackson, Miss.
34	Harley Nussman	11-12	C	6-10	228				Pearland, Texas
34	Antoine Whelchel	00-04	F	6-5	235				Gainesville, Ga.
34	Duane Virgil	97-99	F	6-9	240				Port of Spain, Trinidad
34	Stacy Barry	95-96	F	6-6	220				Milan, Tenn.
34	William Moore	93-95	G	6-0	180				Indianapolis, Ind.
34	Scott Adams	91-92	F	6-9	205				Charlotte, N.C.
34	Chuck Glass	85-86	F	6-7	210				Elkton, Ky.
34	Sammy Curran	82-83	F	6-9	195				Liberal, Kan.
34	Torrell Harris	80-81	G	6-4	175				Selkirk, N.Y.
34	Darrell Willet	76-77	F	6-5	210				Henderson, Ky.
34	Jeff Hughes	72-73	G	6-3	175				Syracuse, Ind.
34	Gary Emrick	65-66	F	6-4	190				Middletown, Ohio
34	Gene Pendelton	62-63	G	6-1	170				Monticello, Ky.
34	Bill Fanher	61-62	F	6-4	205				Louisville, Ky.
34	Harold Wilkins	58-59	G	5-11	178				Benton, Ky.
35	Marlon Lestin	22-24	F	6-9					Montreal, Quebec
35	Zach Hopewell	17-18	G	6-1	175				Owensboro, Ky.
35	Zay Henderson	12-14	F	6-8	245				Monroe, La.
35	Tarod Sanders	07-08	F	6-6	250				Atlanta, Ga.
35	Jeremy Park	92-93	F	6-8	215				Marshalltown, Iowa
35	Greg Coble	90-91	G	6-3	190				Brownsville, Tenn.
35	Greg McQueary	85-88	G	6-3	180				Campbellsville, Ky.
35	Vada Martin	85-89	F	6-7	200				Montgomery, Ala.
35	Reggie Montgomery	80-81	F	6-7	185				Miami, Fla.
35	Keith Oglesby	78-79	F	6-5	200				Cleveland, Ohio
35	Johnnie Thirdkill	77-78	F	6-7	220				St. Louis, Mo.
35	Donnell Wilson	76-78	F	6-4	175				Birmingham, Ala.

ALL-TIME ROSTER - NUMERICAL

35	Eddie Williams	75-76	F	6-5	185	Mayfield, Ky.	50	Georges Fotso	06-10	C	6-8	240	Doula, Cameroon
35	Greg Cruse	74-75	G	6-1	165	Goreville, Ill.	50	Chuck Johnson	05-06	F	6-7	222	Atlanta, Ga.
35	Butch Hill	64-65	G	6-2	175	Beaver Dam, Ky.	50	Dwayne Davis	95-96	C	6-8	250	New Orleans, La.
35	Roger Thouvenin	61-62	G	6-2	195	Carlyle, Ill.	50	Bo Walden	91-92	G	6-0	175	Anchorage, Alaska
35	Harold Wilkins	59-60	G	5-11	180	Benton, Ky.	50	Steve Went	88-89	C	6-9	225	Albuquerque, N.M.
35	Thomas Darnall	57-58	F	6-2	188	Hornbeak, Tenn.	50	Carl Sias	87-88	C	6-8	215	Alexandria, La.
							50	Darryl Pace	85-86	C	6-9	210	Kansas City, Kan.
40	Jalen Dupree	16-17	F	6-8	235	Cordova, Tenn.	50	Mike Lahm	84-85	C	6-11	215	St. Louis, Mo.
40	Issian Redding	04-06	F	6-6	220	Sandusky, Ohio	50	Mike O'Riordan	58-59	F	6-4	205	Chicago, Ill.
40	Chiwale Bedeau	00-03	C	6-8	230	Port of Spain, Trinidad	50	Larry Henson	54-58	F	6-5	175	Flora, Ill.
40	Marvin Gay	97-99	F	6-8	220	Port of Spain, Trinidad							
40	Chris Ogden	86-90	F	6-7	220	St. Louis, Mo.	51	De'Teri Mayes	96-98	G	6-3	190	Montgomery, Ala.
40	Michael Bates	80-81	C	6-10	225	Memphis, Tenn.	51	Rob Sanders	81-82	F	6-6	215	Sullivan, Mo.
40	Allen Mann	78-80	F	6-6	210	Detroit, Mich.	51	Mike O'Riordan	59-60	F	6-4	205	Chicago, Ill.
40	Mike Muff	76-78	F	6-5	230	Ft. Wayne, Ind.							
40	Jesse Williams	72-73	F	6-6	205	Chicago, Ill.	52	Jamari Smith	22-24	F	6-8	220	Jonesboro, Ga.
40	Ron Johnson	68-69	C	6-6	215	Newark, N.J.	52	Montrell Nash		C	6-9	215	St. Louis, Mo.
40	Gary Wilson	65-66	C	6-7	205	Campbellsville, Ky.	52	Greg Wright	85-86	F	6-5	190	Freedom, Ind.
40	Stewart Johnson	64-65	F	6-8	230	Clairton, Pa.	52	Mike Lahm	84-85	C	6-11	215	St. Louis, Mo.
40	Gene Herndon	58-59	f	6-5	190	Almo, Ky.	52	Gary Jefferson		F	6-6	215	Baltimore, Md.
							52	Ricky Hood	82-83	F	6-7	190	Montgomery, Ala.
41	Roderick Thomas, Sr	00-02	F	6-8	250	Monroe, Ala.							
41	Renardo Levine	95-96	G	6-0	180	Anchorage, Alaska	53	Josh Ramage	99-00	F	6-7	190	Princeton, Ky.
41	Herman Boyd	78-79	F	6-5	210	Memphis, Tenn.	53	Quennon Echols	95-96	C	6-11	235	Panama City, Fla.
41	Andre Perry	77-78	G	6-3	190	Murray, Ky.	53	Len Mahoney	59-60	F	6-6	205	Elmhurst, Ill.
41	David Pew	75-76	F	6-4	200	Champaign, Ill.							
41	Mike Coleman	72-73	F	6-5	230	Gary, Ind.							
41	Jim Stocks	65-66	C	6-7	200	Akron, Ohio							
41	Bruce Brackman	64-65	F	6-5	200	Elmhurst, Ill.							
41	John Namciu	64-65	F	6-2	195	Canton, Ohio							
41	Ron Greene	60-61	F	6-3	210	Terre Haute, Ind.							
41	Gene Herndon	59-60	F	6-5	200	Almo, Ky.							
41	Sherrell Marginet	57-58	G	6-0	175	Fort Branch, Ind.							
42	Ivan Aska	08-12	F	6-7	230	Ft. Lauderdale, Fla.							
42	James Singleton	01-03	F	6-8	220	Chicago, Ill.							
42	Michael Hunt	92-93	G	6-3	200	Madisonville, Ky.							
42	Donnie Langhi	90-91	F	6-6	215	Gilbertsville, Ky.							
42	Linzie Foster	88-89	F	6-6	215	St. Louis, Mo.							
42	Wayne Tiller	86-87	C	6-8	220	Erin, Tenn.							
42	Jim West	83-85	F	6-6	200	Murray, Ky.							
42	Walt Davis	79-80	F	6-5	185	Evansville, Ind.							
42	Gordon Melton	78-79	F	6-6	190	Louisville, Ky.							
42	Donell Wilson	76-78	F	6-4	215	Birmingham, Ala.							
42	Zachery Blasingame	74-75	F	6-4	205	Chicago, Ill.							
42	Robert Giombetti	58-59	F	6-2	175	Milwaukee, Wisc.							
43	Tony Easley	05-10	C	6-9	200	Auburn, Ala.							
43	Reggie Jackson	05-06	F	6-8	235	Denver, Colo.							
43	Scott Sivills	89-93	F	6-7	220	Cadiz, Ky.							
43	Dion Elliott		F	6-6	225	Sacramento, Calif.							
43	Larry Bale	59-60	G	6-1	170	Hodgensville, Ky.							
43	Eugene Herndon	57-58	F	6-5	175	Almo, Ky.							
44	Malek Abdelgowad	23-24	F	6-10	225	Cairo, Egypt							
44	Pearson Griffith	04-06	C	6-10	245	St. Thomas, Barbados							
44	Mike Turner	96-00	F	6-8	230	Nashville, Tenn.							
44	Mike Andrews		F	6-8	215	Lexington, Ky.							
44	Michael James	93-94	F	6-8	215	Gary, Ind.							
44	Doug Gold	87-91	F	6-7	200	Flemingsburg, Ky.							
44	Derrick Flowers	86-87	F	6-7	220	Bedford Heights, Ohio							
44	Craig Jones	83-84	F	6-4	200	Harvey, Ill.							
44	Kenney Hammonds	78-79	F	6-5	185	Cincinnati, Ohio							
44	John West	58-59	F	6-5	200	Lynn Grove, Ky.							
45	Jason Holliday	19-20	G	6-4	200	Baton Rouge, La.							
45	Petar Roncevic	02-04	F	6-7	215	Zagreb, Croatia							
45	Ismael Rosario	88-90	F	6-8	215	Albonito, P.R.							
45	Mike Grimes		G	6-0	175	Memphis, Tenn.							
45	Mark House	72-73	C	6-7	200	Sterling, Ill.							
45	Bill Mancini	68-69	F	6-5	190	Eastchester, N.Y.							
45	Herb McPherson	64-67	F	6-4	200	Gas City, Ind.							
45	Joe Wilmore	59-60	G	6-1	175	Carlsbad, N.M.							

RETIRED 1992

54 Popeye Jones 88-92 C 6-9 265 Dresden, Tenn.

54 Ed Zausch 85-86 C 6-8 210 Henderson, Ky.

54 Mike Yarbrough 83-84 C 6-9 200 Dayton, Ohio

54 Ricky Hood 82-83 F 6-7 190 Montgomery, Ala.

55 DJ Burns 21-23 F 6-7 210 New Orleans, La.

55 John Jackson 91-92 F 6-6 205 Chicago, Ill.

55 Mike Brady 82-83 F 6-7 225 Detroit, Mich.

55 Mike Diederick 79-80 C 6-10 235 Oberlin, Ohio

55 Danny Jarrett 77-78 C 6-11 220 Karnak, Ill.

55 Robert Skinner G 6-0 180 Paducah, Ky.

55 Marcelous Starks 72-73 F 6-8 230 Chicago, Ill.

55 Dick Cunningham 64-65 C 6-10 245 Canton, Ohio

ALL-TIME OPPONENTS - LIST

	First Game	Last Game	W	L										
Abilene Christian	1960	1969	3	1	Chapman	1983	1983	1	0	Idaho State	1997	1997	1	0
Akron	1980	1987	8	9	Chattanooga	1963	2022	7	3	Illinois	1980	2004	0	2
Alabama	1957	2018	1	4	Cheyney State	1971	1971	0	1	Illinois-Chicago	2006	2023	2	1
Alabama A&M	2014	2016	3	0	Chicago State	2003	2022	2	0	Illinois College	1949	1970	2	0
Ala.-Birmingham	1982	2011	4	1	Christian Brothers	1987	1987	1	0	Illinois State	1971	2023	8	1
Alabama State	1939	1999	6	0	Cincinnati	2005	2005	0	1	Illinois Tech	1991	1991	1	0
Alaska-Anchorage	2011	2011	1	0	Colorado	2000	2012	0	2	Illinois Wesleyan	1942	1949	2	0
Alcorn State	1990	2014	6	0	Colorado-Springs	1999	2001	3	0	Indiana	1977	1992	0	3
Allbrittons	1928	1928	1	0	Colorado State	2012	2012	1	0	Indiana Southeast	1998	1998	1	0
Alma	1941	1941	1	0	Columbia	1993	1993	1	0	IPFW	1985	1985	1	0
Anderson	2006	2006	1	0	Concordia Seminary	1945	1945	0	1	IUPUI	1987	1996	3	0
Appalachian State	2023	2023	0	0	Connecticut St.	1950	1950	1	0	Indiana South Bend	2008	2008	1	0
Arizona	1956	1956	1	1	Conn. Teachers	1948	1948	0	1	Indiana State	1945	2023	4	8
Arizona State	1964	1964	0	1	Culver-Stockton	1939	1973	2	1	Iowa State	1997	1997	1	0
Arkansas	1937	1997	2	4	Cumberland (TN)	1930	2021	4	0	Jackson State	1972	2023	3	1
Arkansas All-Stars	1946	1946	0	1	Dayton	1952	2013	3	7	Jacksonville	1961	1980	2	0
Arkansas College	1939	1994	6	1	Delaware State	2003	2004	2	0	Jacksonville State	2004	2021	24	6
Ark-Little Rock	1998	1998	1	0	Delta State	1929	1960	18	6	James Madison	2009	2021	2	0
Arkansas-Pine Bluff	1977	1977	1	0	DePaul	1946	2001	1	2	Jordan	1939	1939	1	0
Arkansas State	1928	2012	23	9	Detroit	1999	2017	3	1	Kansas	1968	1988	0	9
Arkansas Tech	1971	2004	2	0	Drake	1938	2023	2	4	Kansas State	1990	1990	0	1
Ashland	1995	1995	1	0	Drexel	1995	1995	1	0	Kent State	1999	1999	0	1
Auburn	1996	2021	1	7	Duke	1997	1997	0	1	Kentucky State	1984	1987	4	0
Austin Peay	1941	2022	90	45	Duquesne	1972	1972	0	1	Kentucky Utilities	1929	1929	1	0
Avila	2007	2007	1	0	East Carolina	1965	1965	1	0	Kentucky Wesleyan	1935	1958	11	3
Baldwin-Wallace	1970	1970	1	0	East Central St.	1942	1942	0	1	Kennesaw State	2019	2019	1	0
Baylor	1951	1974	2	2	East Tennessee	1959	2021	24	20	Lamar	1988	1989	3	0
Belhaven	2006	2006	1	0	Eastern Illinois	1981	2022	5114		Lambuth	1926	1935	12	7
Bellarmine	2021	2022	1	1	Eastern Kentucky	1934	2021	104	61	LaSalle	1952	2019	0	2
Belmont	1986	2023	12	13	Eastern Wash.	1987	1987	1	0	Lawrence Tech	1953	1953	0	1
Beloit	1949	1950	1	1	Egyptian Ramblers	1932	1932	1	0	Lewis	1984	1984	1	0
Bemis YMCA	1928	1932	1	1	Emporia State	1962	1966	2	0	Lincoln Memorial	1981	1984	0	1
Berea	1931	1945	5	2	Evansville	1943	2023	28	13	Lipscomb	2011	2013	3	0
Berry College	1995	1995	1	0	Fairfield	1972	1972	1	0	Livingston	1976	1977	1	1
Bethel (Ky.)	1926	1930	7	3	Federal City	1970	1970	1	0	Long Beach	2021	2021	1	0
Bethel (Tenn.)	1926	2019	22	3	Ferris State	1981	1981	1	0	Long Island	1951	1951	0	1
Boise State	1992	1992	0	1	Firestone Rubber	1941	1941	1	0	Loras	1944	1944	1	0
Bowling Green	1982	2016	2	1	Florida A&M	1988	1988	2	0	Louisiana College	1936	1974	8	0
Bradley	1962	2023	8	8	Florida International	1992	2009	3	0	Louisiana-Lafayette	1941	1998	3	2
Brescia	2012	2020	7	0	Florida State	1957	2019	1	3	Louisiana-Monroe	1976	1980	2	1
Brigham Young	1953	1955	1	2	Florida Tech	1990	1990	1	0	Louisiana Tech	1960	2009	2	5
Brooklyn	1949	1950	1	1	Fordham	1982	1982	1	0	Louisville	1933	2004	7	22
Bucknell	1990	1990	1	0	Fort Campbell	1943	1946	2	0	Loyola (Ill.)	1964	1964	0	1
Butler	1967	2010	2	2	Fort Lewis	1975	1975	1	0	Loyola (La.)	1964	1970	1	2
Cairo AUS	1934	1934	1	0	Fredonia State	1984	1984	1	0	Lindsey Wilson	2022	2022	1	0
California-Berkeley	2009	2009	0	1	Fresno State	1957	1984	0	2	Lyon	2008	2008	1	0
California-Davis	1970	2004	2	0	Gardner-Webb	2000	2002	1	1	MacMurray	1967	1970	2	0
California-Riverside	1969	1969	1	0	Georgetown (Ky.)	1934	2003	6	0	Maine	1980	1980	0	1
Cal State-Sonoma	1973	1973	1	0	Georgia	2002	2015	0	2	Manchester	1939	1939	0	1
Camp Tyson	1943	1943	1	0	Georgia College	1977	1977	1	0	Marist	2017	2017	1	0
Campbell	1978	1978	1	0	Georgia Southern	1966	1991	6	3	Marquette	1969	2019	1	2
Campbell's Indep.	1926	1926	0	1	Georgia Tech	1954	1956	1	1	Marshall	1944	1958	11	8
Campbellsville	1992	2021	7	0	Goldbloom	1926	1926	1	0	Maryville	1936	1941	3	0
Canisius	1964	1972	2	5	Gonzaga	1980	1980	0	1	Massachusetts	2022	2022	0	1
Carson-Newman	1968	1968	1	0	Greenville	2020	2020	1	0	McKendree	1962	1963	2	0
Carter Shoe Co.	1936	1936	1	0	Hall-Moody	1926	1927	1	4	McNeese State	1974	1983	1	2
Centenary	1935	1965	3	3	Hamline	1955	1955	1	0	Memphis NATTC	1945	1946	0	2
Central Arkansas	1940	1940	2	0	Hanover	1998	1998	1	0	Memphis	1929	2021	28	34
Central Missouri	1963	1963	1	0	Hardin-Simmons	1955	1968	3	2	Mercer	1977	1986	1	1
Central State	1983	1983	1	0	Harris-Stowe	2011	2017	3	0	Midway	2023	2023	0	0
Central Washington	1950	1950	0	1	Health Indep.	1936	1936	1	0	Mexico City YMCA	1937	1937	1	0
Centre	1933	1948	4	0	High Point	1950	1950	1	0	Miami (Fla.)	1953	1961	1	2
					Houston	1951	2015	1	5	Michigan	1997	1997	0	1
					Howard Payne	1967	1973	3	0	Michigan State	1990	1990	0	1

ALL-TIME OPPONENTS - LIST

Middle Tennessee	1930	2022	107	38	Regis	1956	1962	2	0	Texas Wesleyan	1958	1988	4	0
Milligan	1994	1994	1	0	Reinhardt	2010	2010	1	0	Toledo	1993	1993	0	1
Millsaps	1932	1938	6	1	Rhode Island	1973	1999	2	1	Towson	1979	2014	2	1
Minnesota	1986	1986	0	1	Rhodes	1933	1966	1	1	Transylvania	1932	2020	3	1
Mississippi	1958	2016	3	3	Rice	1992	2005	2	1	Trinity (Texas)	1968	1968	1	0
Mississippi College	1932	1978	9	3	Rider	2007	2008	2	0	Troy	1976	1994	2	0
Mississippi State	1941	2007	2	7	Roanoke	1938	1938	0	1	Tulsa	1954	2022	3	1
Missouri	1991	2008	0	4	Rollins	1953	1953	1	0	UNC Wilmington	2023	2023	0	0
Missouri All-Stars	1937	1937	1	0	Roosevelt	1976	1979	2	0	UNLV	1976	2010	0	3
Missouri-KC	1978	2016	2	2	Rutgers	1999	1999	1	0	Union (Ky.)	1941	1947	3	0
Missouri Southern	1972	1976	3	1	St. Bonaventure	1951	1960	1	3	Union (Tenn.)	1926	1959	29	3
Missouri-St. Louis	1980	2009	2	0	St. Catharine	2008	2008	1	0	U.S. Inter.	1990	1990	1	0
Missouri State	1943	2023	4	4	St. Joseph's (Pa.)	1952	1952	1	0	Utah State	1985	1987	0	2
Monmouth	1991	1991	0	1	Saint Louis	1989	2022	0	9	Valparaiso	1999	2023	4	3
Morehead State	1934	2022	117	52	Saint Mary's (Calif.)	2004	2013	1	3	Vanderbilt	1931	2010	2	3
Morgan State	2010	2011	2	0	Saint Peter's	2022	2022	0	1	Villanova	1953	1970	0	3
Nebraska	1990	2000	2	0	Samford	1934	2008	11	10	VCU	1992	1992	0	2
UNLV	1976	1982	0	2	San Diego State	1941	2006	0	2	Virginia Tech	2001	2001	1	0
New Mexico	1938	1956	3	0	San Fernando	1961	1968	3	0	Wagner	2003	2003	1	0
New Mexico St.	1951	1964	5	1	San Francisco	2011	2022	2	0	Wake Forest	1983	1983	0	1
New Orleans	1976	1987	4	5	San Francisco State	1960	1979	3	0	Washburn	1938	1938	1	0
NY Shamrocks	1937	1937	1	0	Santa Clara	2001	2001	0	1	Washington (Mo.)	1995	1997	2	0
Niagara	2008	2008	0	1	Santa Barbara	1941	1941	1	0	Weber State	2015	2020	1	1
Nicholls State	1988	1990	2	0	Seattle-Pacific	2006	2006	0	1	West Florida	2001	2003	3	0
North Alabama	1991	1991	0	1	Seton Hall	1950	1964	2	1	Western Carolina	1971	1971	1	0
North Carolina	1995	2006	0	2	Siena	1953	1956	2	1	Western Illinois	1987	1997	3	0
NC-Asheville	1991	1991	1	0	SMU	2023	2023	0	0	Western Kentucky	1932	2014	56	95
NC-Central	2009	2009	1	0	Southern	2019	2019	1	0	Western Michigan	1995	1995	1	1
NC-Charlotte	1998	1998	0	1	South Alabama	1990	2000	2	1	West Texas State	1950	1963	5	1
NC-Wilmington	1994	1994	0	1	South Florida	2008	2008	0	1	WV Tech	1981	1984	2	1
North Carolina State	1988	1988	1	0	SE Missouri	1931	2022	67	21	Whitworth	1952	1952	1	0
North Texas	1943	1959	1	1	SE Louisiana	1950	1984	5	1	Wichita State	1953	1953	0	1
Northeast Louisiana	1976	1980	2	1	Southern Calif.	1986	1986	0	1	William and Mary	1957	1958	0	2
Northeast Missouri	1948	1948	0	1	Sou. Calif. College	1989	1989	1	0	William Jewell	1973	1973	1	0
Northern Iowa	2023	2023	0	1	Southern Illinois	1929	2023	19	21	William Penn	1969	1987	4	0
Notre Dame	1981	1981	1	0	South Dakota State	2013	2016	1	0	Will-Mayfield	1926	1931	6	6
Northwestern State	1936	1961	3	3	SIUE	1975	2022	27	3	Wisc.-Green Bay	2016	2016	1	0
Oakland City	1930	1988	2	0	Southern Miss.	1961	2011	4	3	Wisc.-Milwaukee	2015	2015	1	0
Oglethorpe	1962	1966	4	0	Spalding	2018	2018	1	0	Wisc. Parkside	1980	1980	1	0
Ohio State	1999	1999	0	1	SW Kansas	1941	1943	2	0	Wisc.-Stevens Point	1985	1985	1	0
Oklahoma	1998	1998	1	0	Spring Hill	1949	1959	2	1	Wright State	1990	2018	2	4
Oklahoma City	1953	1955	1	3	Springfield College	1943	1943	1	0	Xavier (Ohio)	1953	2014	0	4
Oklahoma State	2010	2010	0	1	Stanford	2010	2010	1	0	Yale	1978	2014	1	1
Old Dominion	1990	2015	2	2	Stetson	1959	1960	1	1	Youngstown State	1981	1994	10	4
Oleson Swedes	1929	1929	0	1	Sturgis EMBA	1930	1930	1	0					
Omaha	2014	2014	1	0	Symrna AAB	1944	1945	1	2					
Oral Roberts	1971	2008	3	5	Tampa	1953	1953	1	0					
Oregon	1941	1941	1	0	TCU	2003	2003	1	0					
Pacific	1971	2014	2	0	Tennessee	1945	2020	0	4					
Paducah All-Stars	1930	1930	1	0	Tennessee Temple	2011	2011	1	0					
Paducah Indep.	1929	1930	0	2	Tenn. Jr. College	1928	1931	7	2					
Paducah Jr. A's	1930	1931	2	0	UT Martin	1979	2022	57	7					
Parsons	1965	1973	5	0	Tennessee State	1983	2022	58	17					
Penn State	1989	1989	0	1	Tennessee Tech	1930	2022	133	50					
Pennsylvania	1984	1984	1	0	Tenn. Wesleyan	1969	2021	6	1					
Pepperdine	1943	2015	2	0	Texas	1951	1993	2	3					
Pikeville	1993	1994	3	0	Texas A&M	1946	2022	2	0					
Pittsburgh	2003	2003	0	1	Texas A&M-CC	1972	2005	2	1					
Portland	1952	2014	2	1	Texas-Arlington	1968	1968	1	0					
Prairie View A&M	1990	2018	4	0	Texas-El Paso	1954	2015	3	1					
Presbyterian	1938	1941	2	0	Texas-Pan Am.	1969	1989	2	3					
Purdue	1995	2000	0	2	Tex.-San Antonio	1989	2005	3	0					
Quincy	1980	1980	1	0	Texas Southern	1990	1990	1	0					
Radio Specials	1927	1927	2	0	Texas Tech	1950	1950	1	0					

ALL-TIME OPPONENTS - SERIES

Abilene Christian (3-1)**Home: 2-1 Away: 1-0 Neutral: 0-0**

1960	Home	Won	84-59
1965	Home	Lost	78-82
1968	Away	Won	84-75
1969	Home	Won	83-69

Akron (8-9)**Home: 7-3 Away: 1-6 Neutral: 0-0**

1980	Away	Lost	79-85
1980	Home	Won	100-74
1981	Away	Lost	59-65
1981	Home	Won	57-53
1981	Home	Won	65-63
1982	Away	Won	78-67
1983	Home	Won	90-79
1983	Home	Lost	76-84
1983	1Home	Lost	61-65
1984	Away	Lost	77-89
1984	Home	Won	83-75
1985	Home	Won	64-51
1985	Away	Lost	64-67
1986	Home	Won	82-77
1986	Away	Lost	57-76
1987	Away	Lost	70-76
1987	Home	Lost	66-76

1 OVC Tourn. - Murray, Ky.

Alabama (1-4)**Home: 0-0 Away: 1-3 Neutral: 0-1**

1957	Away	Lost	61-68
------	------	------	-------

1980	1Away	Won	70-62
1985	Away	Lost	65-99
1991	2Neutral	Lost	79-89
2018	Away	Lost	72-78
1 NIT - Tuscaloosa, Ala.			
2 NCAA Tourn. - Atlanta, Ga.			

Alabama A&M (3-0)**Home: 3-0 Away: 0-0 Neutral: 0-0**

2014	Home	Won	76-39
2015	Home	Won	63-61
2016	Home	Won	91-54

Alabama Birmingham (4-1)**Home: 1-0 Away: 3-1 Neutral: 0-0**

1982	Away	Won	81-75
2000	Away	Won	84-72OT
2001	Home	Won	74-69
2005	Away	Lost	80-100
2011	Away	Won	62-55

Alabama State (6-0)**Home: 3-0 Away: 2-0 Neutral: 1-0**

1939	Home	Won	42-30
1940	Away	Won	58-48
1940	1Neutral	Won	56-40
1941	Home	Won	54-32
1998	Away	Won	68-66
1999	Home	Won	113-95

1 SIAA Tourn. - Bowling Green, Ky.

Alaska-Anchorage (1-0)**Home: 0-0 Away: 1-0 Neutral: 0-0**

2011	1Away	Won	64-62
1 Great Alaska Shootout - Anchorage			

Alcorn State (6-0)**Home: 3-0 Away: 2-0 Neutral: 1-0**

1990	1Neutral	Won	72-50
1994	Home	Won	86-70
1995	Away	Won	111-100
1996	Home	Won	107-86
1996	Away	Won	64-62
2014	Home	Won	94-56

1 McDonnell Cl. - Melbourne, Fla.

Allbrittons (1-0)**Home: 1-0 Away: 0-0 Neutral: 0-0**

1928	Home	Won	47-23
------	------	-----	-------

Alma (1-0)**Home: 0-0 Away: 0-0 Neutral: 1-0**

1941	1Neutral	Won	57-42
------	----------	-----	-------

1 NAIB Tournament - KC

Anderson (1-0)**Home: 1-0 Away: 0-0 Neutral: 1-0**

2006	Home	Won	78-33
------	------	-----	-------

Arizona (1-1)**Home: 1-0 Away: 0-1 Neutral: 0-0**

1956	Home	Won	93-73
1956	Away	Lost	70-81

Arizona State (0-1)**Home: 0-0 Away: 0-1 Neutral: 0-0**

1964	Away	Lost	96-107
------	------	------	--------

Arkansas (2-4)**Home: 1-1 Away: 0-2 Neutral: 1-1**

1937	Home	Won	43-40
1940	Home	Lost	30-52
1992	1Neutral	Lost	69-80
1993	Away	Lost	67-93
1994	Away	Lost	69-94
1997	2Neutral	Won	94-83

1 NCAA Tourn. - Milwaukee, Wisc. 2 Puerto Rico Holiday Classic

Arkansas All-Stars (0-1)**Home: 0-0 Away: 0-0 Neutral: 0-1**

1946	1Neutral	Lost	35-37
------	----------	------	-------

1 Jonesboro, Ark.

Arkansas College (6-1)**Home: 6-0 Away: 0-1 Neutral: 0-0**

1939	Home	Won	28-25
1939	Away	Lost	47-56
1973	Home	Won	93-88
1974	Home	Won	115-91
1976	Home	Won	88-71
1981	Home	Won	50-48
1994	Home	Won	93-79

Arkansas Little Rock (1-0)**Home: 0-0 Away: 0-0 Neutral: 1-0**

1998	1Neutral	Won	91-66
------	----------	-----	-------

1 Sooner Classic - Norman, Okla.

Arkansas Pine Bluff (1-0)**Home: 1-0 Away: 0-0 Neutral: 0-0**

1977	Home	Won	78-74
------	------	-----	-------

Arkansas State (23-9)**Home: 15-0 Away: 8-9 Neutral: 0-0**

1928	Away	Won	56-32
1936	Away	Won	28-20
1936	Home	Won	48-27
1941	Home	Won	63-22
1941	Away	Won	47-29
1944	Away	Won	56-20
1944	Home	Won	76-21
1946	Home	Won	67-26
1946	Away	Won	59-43
1947	Away	Won	49-40
1948	Home	Won	77-54
1961	Away	Lost	61-65
1961	Home	Won	73-56
1961	Home	Won	80-77
1962	Away	Won	80-74
1962	Home	Won	94-76
1963	Away	Lost	62-75
1963	Home	Won	93-63
1964	Away	Lost	74-85
1964	Home	Won	73-71
1966	Away	Lost	61-63
1979	Home	Won	68-46
1980	Away	Lost	55-64
1990	Home	Won	64-62
1990	1Away	Lost	62-63
1991	2Away	Lost	59-63
1995	Home	Won	94-82
1996	Away	Lost	69-70
2007	Home	Won	81-67
2008	Away	Lost	47-55
2011	Home	Won	66-53
2012	Away	Won	61-54

1 Citizens Bank Cl. - Jonesboro

2 New Year's Eve

Arkansas Tech (2-0)**Home: 2-0 Away: 0-0 Neutral: 0-0**

1971	Home	Won	79-66
2004	Home	Won	81-50

Ashland (1-0)**Home: 1-0 Away: 0-0 Neutral: 0-0**

1995	Home	Won	81-58
------	------	-----	-------

Auburn (1-6)**Home: 0-1 Away: 0-3 Neutral: 1-1**

1996	1Neutral	Lost	72-86
2002	Away	Lost	53-72
2012	2Neutral	Won	79-59
2013	Away	Lost	67-75
2017	Home	Lost	77-81
2018	Away	Lost	88-93
2022	Away	Lost	58-71

1 Birmingham, Ala.

2 Charleston Classic

Austin Peay (90-45)**Home: 52-11 Away: 31-30****Neutral: 7-4 OVC: 78-41****OVC Tournament: 9-6**

1941	Away	Won	53-43
1942	Away	Won	59-25
1948	Home	Won	60-52
1949	Home	Won	87-46
1952	1Neutral	Won	95-64
1964	#Away	Won	98-82
1964	Home	Won	69-68
1965	Home	Won	97-75
1965	Away	Won	96-89
1966	Away	Won	108-77
1966	Home	Won	80-73



MSU Archives

In a short-lived 1988 fad, Murray State fans would shower the court with rolls of toilet paper when the Racers made their first basket of the game. The practice was banned quickly.

ALL-TIME OPPONENTS - SERIES

1967	Home	Won	92-91		
1967	Away	Lost	94-117		
1968	Away	Won	91-82		
1968	Home	Won	85-70		
1969	Away	Won	90-80		
1969	Home	Won	86-56		
1969	Home	Won	85-72		
1970	Away	Won	96-66		
1971	Away	Won	90-76		
1971	Home	Won	81-58		
1972	Home	Won	96-67		
1972	Away	Lost	68-70		
1973	Away	Lost	76-105		
1973	Home	Lost	73-75		
1974	Away	Lost	80-87		
1974	Home	Won	74-71		
1975	Away	Lost	70-80		
1975	Home	Lost	64-73		
1976	Home	Lost	70-74		
1976	Away	Lost	78-89		
1976	2	Away	Lost	71-82	
1977	Away	Lost	71-90		
1977	Home	Lost	88-99		
1977	3	Away	Lost	75-82	
1978	Away	Lost	81-83		
1978	Home	Won	85-84		
1979	Home	Lost	65-68		
1979	Away	Lost	84-85		
1980	Away	Won	62-51		
1980	Home	Won	87-69		
1981	Home	Won	70-69		
1981	Away	Won	76-53		
1982	Home	Won	70-49		
1982	Away	Won	2OT	64-61	
1983	Home	Won	81-77		
1983	Away	Lost	65-77		
1984	Home	Won	OT	90-85	
1984	Away	Lost	69-77		
1985	Away	Won	86-69		
1985	Home	Won	64-60		
1986	Home	Won	72-65		
1986	Away	Lost	64-69		
1986	4	Home	Won	78-66	
1987	Away	Won	61-59		
1987	Home	Won	69-68		
1988	Home	Lost	71-74		
1988	Away	Won	83-70		
1988	5	Home	Won	73-70	
1989	Away	Lost	75-84		
1989	Home	Won	72-64		
1989	6	Neutral	Lost	65-74	
1990	Home	Won	66-58		
1990	Away	Won	58-55		
1990	7	Home	Won	68-67	
1991	Home	Won	71-66		
1991	Away	Won	79-71		
1992	Away	Lost	86-85		
1992	Home	Won	105-75		
1993	Away	Won	82-76	OT	
1993	Home	Won	88-69		
1993	8	Neutral	Won	82-66	
1994	Away	Lost	81-83		
1994	Home	Won	95-85		
1995	Home	Won	80-79		
1995	Away	Won	96-79		
1995	9	Neutral	Won	92-84	
1996	Away	Won	71-64		
1996	Home	Lost	65-80		
1996	10	Neutral	Lost	68-70	
1997	Home	Won	85-78		
1997	Away	Lost	67-79		
1997	11	Neutral	Won	88-85	OT
1998	Away	Lost	72-80		


1998	Home	Won	86-78		
1998	12	Neutral	Won	81-56	
1999	Home	Won	89-58		
1999	Away	Lost	72-80		
2000	Away	Won	68-58		
2000	Home	Won	77-75	OT	
2001	Home	Won	76-74		
2001	Away	Lost	84-79	OT	
2002	Away	Lost	62-68		
2002	Home	Won	78-68		
2003	Home	Lost	63-66		
2003	Away	Lost	69-72		
2003	13	Neutral	Lost	56-59	OT
2004	Away	Lost	56-63		
2004	14	Neutral	Won	66-60	
2005	Home	Won	82-73		
2005	Home	Won	67-56		
2006	Away	Won	69-68	OT	
2007	Away	Lost	68-59		
2007	Home	Won	77-68		
2008	Home	Won	82-70		
2008	Away	Lost	87-92	OT	
2009	Home	Lost	57-58		
2009	Away	Lost	80-83		
2009	15	Neutral	Lost	50-67	
2010	Away	Won	69-53		
2010	Home	Won	65-63		
2011	Home	Lost	64-66		
2011	Away	Won	67-58		
2012	Away	Won	87-75		
2012	Home	Won	82-63		
2013	Away	Won	71-68		
2013	Home	Won	75-68	OT	
2015	Away	Won	82-72		
2015	Home	Won	89-54		
2016	Home	Lost	73-76		
2016	Away	Won	76-60		
2017	Away	Lost	81-84	OT	
2017	Home	Won	102-58		
2018	Home	Won	84-63		
2018	Away	Won	73-64		
2019	Away	Won	73-71		
2019	Home	Won	94-83		
2020	Away	Lost	68-71		
2020	Home	Won	75-61		
2020	16	Neutral	Won	73-61	
2020	Home	Won	87-57		
2020	Away	Lost	70-74		
2022	Away	Won	65-53		
2022	@	Home	Won	91-56	
2022	Home	Won	68-60		

1st game as OVC members
 @ last game as OVC members

- 1 Central City, Ky.
- 2 OVC Tourn. Semi, Clarksville
- 3 OVC Tourn. Semi, Clarksville
- 4 OVC Tourn. Quarter, Murray
- 5 OVC Tourn. Finals, Murray
- 6 OVC Tourn. Semi, Nashville
- 7 OVC Tournament Semi, Murray
- 8 OVC Tourn. Quarter, Lexington
- 9 OVC Tourn. Finals, Nashville
- 10 OVC Tourn. Final, Nashville
- 11 OVC Tourn. Final, Nashville
- 12 OVC Tourn. Semi, Nashville
- 13 OVC Tourn. Semi, Nashville
- 14 OVC Tourn. Final, Nashville
- 15 OVC Tourn. Semi, Nashville
- 16 OVC Tourn. Semi, Evansville

Avila (1-0)			
Home: 1-0 Away: 0-0 Neutral: 0-0			
2007	Home	Won	84-55
Baldwin-Wallace (1-0)			
Home: 1-0 Away: 0-0 Neutral: 0-0			
1970	Home	Won	84-71
Baylor (2-2)			
Home: 0-2 Away: 2-0 Neutral: 0-0			
1951	Away	Won	73-55
1959	Home	Lost	62-71
1973	Home	Lost	64-66
1974	Away	Won	86-76
Behaven (1-0)			
Home: 1-0 Away: 0-0 Neutral: 0-0			
2006	Home	Won	73-72
Bellarmine (1-1)			
Home: 1-0 Away: 0-1 Neutral: 0-0			
2021	Home	Won	78-59
2022	Away	Lost	58-69
Beloit(1-1)			
Home: 1-0 Away: 0-1 Neutral: 0-0			
1949	Away	Lost	30-38
1950	Home	Won	80-78
Bemis YMCA(1-1)			
Home: 1-0 Away: 0-1 Neutral: 0-0			
1928	Away	Lost	26-57
1932	Home	Won	65-37

Berea (5-2)				
Home: 2-0 Away: 2-1 Neutral: 1-1				
1931	1	Neutral	Lost	31-32
1934	Away	Lost	23-28	
1935	Home	Won	53-27	
1936	Away	Won	45-25	
1937	2	Neutral	Won	24-23
1938	Away	Won	75-36	
1945	Home	Won	54-39	
1 SIAA Tourn - Winchester, Ky.				
2 KIAC Tourn. - Richmond, Ky.				
Berry College (1-0)				
Home: 1-0 Away: 0-0 Neutral: 0-0				
1995	Home	Won	108-62	
Bethel (Ky.) (7-3)				
Home: 5-2 Away: 2-1 Neutral: 0-0				
1926	Home	Won	39-24	
1926	Home	Won	43-36	
1927	Away	Lost	41-29	
1927	Away	Won	43-32	
1928	Home	Lost	22-35	
1928	Away	Won	50-23	
1929	Home	Won	35-32	
1929	Home	Lost	44-26	
1930	Home	Won	41-25	
1930	Home	Won	35-22	
Bethel (Tenn.) (22-3)				
Home: 17-0 Away: 5-3 Neutral: 0-0				
1926	Home	Won	39-24	
1926	Away	Won	43-36	
1927	Home	Won	41-29	



MSU Archives

The San Diego Chicken made a visit to Racer Arena in 1980. The famous mascot is pictured with former MSU Sports Information Director Doug Vance and his sons.

ALL-TIME OPPONENTS - SERIES

1927	Home	Won	43-32
1927	Away	Lost	37-38
1927	Away	Won	36-16
1928	Away	Lost	22-26
1928	Home	Won	44-33
1929	Away	Won	45-19
1929	Away	Lost	18-20
1929	Home	Won	50-34
1930	Home	Won	63-28
1931	Home	Won	40-23
1932	Home	Won	61-20
1932	Away	Won	52-12
1934	Home	Won	54-25
1934	Away	Won	65-26
1977	Home	Won	75-72
1987	Home	Won	96-60
2010	Home	Won	94-52
2012	Home	Won	76-54
2013	Home	Won	91-64
2014	Home	Won	102-66
2016	Home	Won	103-65
2018	Home	Won	110-82

Boise State (0-1)

Home: 0-0 Away: 0-0 Neutral: 0-1
 1992 1Neutral Lost 82-94
 1 US West Cellular Tournament - Seattle, Wash.

Bowling Green (2-1)

Home: 1-0 Away: 1-1 Neutral: 0-0
 1982 Away Won 81-78
 1985 Home Won 70-63OT
 2016 1Away Lost 77-78
 1 Bill Frack Tournament, Bowling Green, Ohio

Brescia (7-0)

Home: 7-0 Away: 0-0 Neutral: 0-0
 2012 Home Won 88-43
 2013 Home Won 96-69
 2014 Home Won 89-56
 2015 Home Won 101-75
 2016 Home Won 99-83
 2017 Home Won 118-61
 2019 Home Won 114-48

Brigham Young (1-2)

Home: 1-0 Away: 0-2 Neutral: 0-0
 1953 Away Lost 65-77
 1953 Away Lost 66-89
 1955 Home Won 86-85

Brooklyn (1-1)

Home: 1-0 Away: 0-1 Neutral: 0-0
 1949 Home Won 72-50
 1950 Away Lost 63-66

Bucknell (1-0)

Home: 0-0 Away: 0-0 Neutral: 1-0
 1990 1Neutral Won 81-68
 1 Puerto Rico Classic

Butler (2-2)

Home: 1-0 Away: 1-1 Neutral: 0-1
 1967 Away Won 86-74
 1969 Away Lost 69-72
 1976 Home Won 85-70
 2010 1Neutral Lost 52-54
 1 NCAA Tournament - San Jose, Calif.

Cairo AUS (1-0)

Home: 1-0 Away: 0-0 Neutral: 0-0
 1934 Home Won 61-14

California-Berkeley (0-1)

Home: 0-0 Away: 0-1 Neutral: 0-0
 12009 Away Lost 75-70
 1 Coaches vs Cancer Classic - Berkeley, Calif.

California-Davis (2-0)

Home: 1-0 Away: 0-0 Neutral: 1-0
 1970 Home Won 68-61
 2004 1Neutral Won 66-43
 1 St. Mary's Classic - Moraga, Calif.

California-Riverside (1-0)

Home: 1-0 Away: 0-0 Neutral: 0-0
 1969 Home Won 87-76

California-Sonoma (1-0)

Home: 1-0 Away: 0-0 Neutral: 0-0
 1973 Home Won 104-68

Camp Tyson (1-0)

Home: 1-0 Away: 0-0 Neutral: 0-0
 1943 Home Won 63-26

Campbell (1-0)

Home: 1-0 Away: 0-0 Neutral: 0-0
 1978 Home Won 67-59

Campbell Independents (0-1)

Home: 0-1 Away: 0-0 Neutral: 0-0
 1926 Home Lost 27-44

Campbellsville (7-0)

Home: 7-0 Away: 0-0 Neutral: 0-0
 1992 Home Won 93-80
 1993 Home Won 89-71
 1994 Home Won 138-88
 1996 Home Won 110-80
 1997 Home Won 112-70
 2005 Home Won 76-51
 2021 Home Won 98-61

Canisius (2-5)

Home: 0-0 Away: 2-5 Neutral: 0-0
 1964 Away Won 92-81
 1965 Away Lost 81-87
 1966 Away Lost 69-78
 1967 Away Lost 68-71
 1968 Away Won 76-67
 1969 Away Lost 75-84
 1972 Away Lost 79-90

Carson-Newman (1-0)

Home: 1-0 Away: 0-0 Neutral: 0-0
 1968 Home Won 76-61

Carter Shoe Co. (1-0)

Home: 1-0 Away: 0-0 Neutral: 0-0
 1936 Home Won 53-26

Centenary (3-3)

Home: 1-0 Away: 0-2 Neutral: 2-1
 1935 1Neutral Lost 28-38
 1938 2Neutral Won 41-40
 1952 3Neutral Won 72-46
 1958 Away Lost 60-66
 1961 Away Lost 69-81
 1965 Home Won 93-76
 1 SIAA Tourn. - Jackson, Tenn.
 2 SIAA Tournament - Bowling Green3
 NAIB Tournament - KC, Mo.

Central Arkansas (2-0)

Home: 1-0 Away: 1-0 Neutral: 0-0
 1940 Away Won 33-22
 1940 Home Won 44-15

Central Missouri (1-0)

Home: 1-0 Away: 0-0 Neutral: 0-0
 1963 Home Won 111-60

Central State (1-0)

Home: 1-0 Away: 0-0 Neutral: 0-0
 1983 Home Won 74-56

Central Washington (0-1)

Home: 0-0 Away: 0-0 Neutral: 0-1
 1950 1Neutral Lost 55-61
 1 NAIB Tournament - KC, Mo.

Centre (4-0)

Home: 0-0 Away: 0-0 Neutral: 4-0
 1933 1Neutral Won 34-31
 1935 2Neutral Won 25-22
 1943 3Neutral Won 69-42
 1948 4Neutral Won 67-34
 1 KIAC Tourn. - Winchester, Ky.2 KIAC
 Tourn. - Bowling Green, Ky. 3 KIAC
 Tourn. - Richmond, Ky. 4 KIAC
 Tourn. - Louisville, Ky.

Chapman (1-0)

Home: 1-0 Away: 0-0 Neutral: 0-0
 1983 Home Won 88-76

Chattanooga (7-4)

Home: 5-0 Away: 1-3 Neutral: 1-0
 1963 Home Won 79-60
 1963 Home Won 109-88
 1986 1Neutral Won 76-67
 2001 Home Won 72-63
 2001 Away Lost 58-71
 2007 2Away Lost 50-74
 2009 Home Won 73-62
 2010 Away Won 73-65
 2021 Home Won 87-76
 2022 Away Lost 66-69
 1 Bayou Classic - Lafayette, La.
 2 Dr. Pepper Classic - Chattanooga, Tenn.

Cheyney State (0-1)

Home: 0-1 Away: 0-0 Neutral: 0-0
 1971 Home Lost 80-81

Chicago State (1-0)

Home: 1-0 Away: 0-0 Neutral: 0-0
 2003 1Home Won 100-80
 1 Pittsburgh Holiday Cl. - Murray

Christian Brothers (1-0)

Home: 1-0 Away: 0-0 Neutral: 0-0
 1987 Home Won 82-69

Cincinnati (0-1)

Home: 0-0 Away: 0-1 Neutral: 0-0
 2005 Away Lost 75-79OT

Colorado (0-2)

Home: 0-0 Away: 0-1 Neutral: 0-0
 2000 Away Lost 71-98
 2012 Neutral Lost 74-81

Colorado Springs (3-0)

MSU Archives

Bennie Purcell who played from 1948-52 was the first Racer to reach 1,000 career points and the first player to have his jersey retired. His No. 21 hangs from the rafters at the CFSB Center.

ALL-TIME OPPONENTS - SERIES

Home: 3-0 Away: 0-0 Neutral: 0-0

1999	Home	Won	90-63
2000	Home	Won	80-73
2001	Home	Won	109-44

Colorado State (1-0)**Home: 0-0 Away: 0-0 Neutral: 1-0**

2012	1Neutral	Won	58-41
1 NCAA Tournament - Louisville, Ky.			

Columbia (1-0)**Home: 0-0 Away: 0-0 Neutral: 1-0**

1993	1Neutral	Won	82-66
1 Toledo Invitational - Toledo, Ohio			

Concordia Seminary (0-1)**Home: 0-0 Away: 0-1 Neutral: 0-0**

1945	Away	Lost	41-51
------	------	------	-------

Connecticut State (1-0)**Home: 0-0 Away: 1-0 Neutral: 0-0**

1950	Away	Won	62-58
------	------	-----	-------

Connecticut Teachers (0-1)**Home: 0-0 Away: 0-0 Neutral: 0-1**

1948	1Neutral	Lost	53-56
1 Mid-West Tourn., Terre Haute			

Culver-Stockton (2-1)**Home: 2-1 Away: 0-0 Neutral: 0-0**

1939	Home	Lost	23-32
1967	Home	Won	98-74
1973	Home	Won	94-67

Cumberland (TN) (4-0)**Home: 3-0 Away: 1-0 Neutral: 0-0**

1930	Away	Won	42-30
1930	Home	Won	60-30
2019	Home	Won	81-46
2021	Home	Won	109-77

Dayton (3-7)**Home: 2-1 Away: 1-6 Neutral: 0-0**

1952	Away	Lost	55-69
1952	Home	Won	84-70
1954	Away	Lost	68-98
1955	Home	Lost	45-49
1963	Away	Lost	71-86
1966	Away	Lost	86-99
1997	Away	Won	76-69
2011	Home	Won	75-58
2012	Away	Lost	68-77
2013	Away	Lost	51-72

Delaware State (2-0)**Home: 1-0 Away: 1-0 Neutral: 0-0**

2003	Away	Won	65-56
2004	Home	Won	68-39

Delta State (18-6)**Home: 10-2 Away: 7-4 Neutral: 1-0**

1929	Away	Won	50-26
1929	Away	Won	45-22
1930	Home	Won	57-26
1930	Away	Won	60-24
1930	1Neutral	Won	34-22
1931	Home	Won	44-27
1937	Away	Won	52-32
1938	Home	Won	51-36
1939	Home	Won	37-35
1939	Away	Lost	34-55
1940	Away	Lost	28-39
1940	Home	Lost	33-39

1941	Home	Won	49-44
1941	Away	Won	49-45
1942	Home	Won	53-38
1942	Away	Won	46-43
1946	Away	Won	55-43
1947	Home	Won	49-45
1947	Home	Lost	49-56
1948	Away	Lost	53-61
1948	Home	Won	65-33
1949	Away	Lost	49-50
1950	Home	Won	58-48
1960	Home	Won	81-49
1 Mississippi Valley Tourn. - Memphis			

DePaul (1-2)**Home: 0-0 Away: 1-0 Neutral: 0-2**

1946	1Neutral	Lost	43-65
1947	1Neutral	Lost	47-50
2001	Away	Won	69-65
1 Paducah, Ky.			

Detroit Mercy (3-1)**Home: 2-0 Away: 1-1 Neutral: 0-0**

1999	Home	Won	77-68
2000	Away	Lost	64-91
2016	Home	Won	86-76
2017	Away	Won	81-72

Drake (2-1)**Home: 0-0 Away: 0-0 Neutral: 2-1**

1938	1Neutral	Won	47-40
2014	2Neutral	Won	68-59
2019	3Neutral	Lost	53-63
1 NAIB Tourn. - Kansas City, Mo.			
2 Challenge in Music City - Nashville			
3 Gulfcoast Showcase-Estero, Fla.			

Drexel (1-0)**Home: 0-0 Away: 0-0 Neutral: 1-0**

1995	1Neutral	Won	76-75
1 Purdue Classic - West Lafayette, Ind.			

Duke (0-1)**Home: 0-0 Away: 0-0 Neutral: 0-1**

1997	1Neutral	Lost	68-71
1 NCAA Tournament - Charlotte, NC			

Duquesne (0-1)**Home: 0-1 Away: 0-0 Neutral: 0-0**

1972	Home	Lost	66-72
------	------	------	-------

East Carolina (1-0)**Home: 1-0 Away: 0-0 Neutral: 0-0**

1965	Home	Won	104-84
------	------	-----	--------

East Central State (0-1)**Home: 0-0 Away: 0-0 Neutral: 0-1**


1942	1Neutral	Lost	45-46
1 NAIB Tourn. - Kansas City, Mo.			

Eastern Kentucky (104-61)**Home: 58-22 Away: 39-34****Neutral: 9-4 OVC: 91-51****OVC Tournament: 8-5**

1934	Away	Won	37-27
1934	Home	Won	47-25
1936	Home	Won	39-28
1938	Home	Won	53-42
1941	1Away	Won	64-40
1945	Away	Lost	62-43
1945	Home	Lost	47-45
1946	Away	Lost	71-66
1946	Home	Lost	49-42

1947	Away	Lost	57-52
1947	Home	Won	45-43
1947	2Neutral	Lost	59-50
1947	Home	Lost	46-43
1948	#Away	Lost	51-42
1948	3Neutral	Won	78-77
1948	Home	Lost	62-45
1949	Away	Lost	43-40
1949	4Neutral	Lost	73-41
1950	Away	Lost	59-50
1950	Home	Lost	58-52
1951	Home	Lost	60-59
1951	Away	Lost	60-51
1951	5Neutral	Won	92-83
1952	Away	Lost	84-65
1952	Home	Won	79-65
1952	6Neutral	Won	69-59
1953	Away	Lost	74-65
1953	Home	Lost	96-68
1953	7Neutral	Lost	52-43
1954	Home	Won	91-73
1954	Away	Won	93-86
1955	Away	Lost	104-63
1955	Home	Won	83-77 OT
1955	8Neutral	Lost	76-59
1955	9Neutral	Won	98-87
1956	Home	Won	85-74
1956	Away	Lost	97-89
1956	Away	Won	85-66
1956	Home	Won	91-77
1957	Home	Won	69-61
1958	Away	Lost	72-64
1959	Home	Lost	77-69
1959	Away	Lost	88-55
1960	Away	Lost	84-69
1960	Home	Won	73-54

1961	Home	Lost	75-73
1961	Away	Lost	110-77
1962	Away	Won	82-80
1962	Home	Won	75-66
1963	Home	Won	89-78
1963	Away	Won	91-88
1964	Home	Won	93-87
1965	Home	Won	86-84
1965	Away	Lost	103-73
1966	Away	Won	79-78
1966	Home	Won	100-91
1967	Away	Won	86-76
1967	Home	Lost	79-78
1968	Home	Won	71-67
1968	Away	Won	68-66
1969	Away	Won	78-77
1969	Away	Won	80-78
1970	Home	Won	87-63
1970	Away	Lost	79-78
1971	Away	Won	81-74
1971	Home	Lost	82-81
1972	Home	Won	72-69
1972	Away	Lost	74-72
1973	Away	Won	75-73
1973	Home	Won	83-79
1974	Home	Lost	72-70 OT
1974	Home	Lost	71-69
1975	Away	Lost	104-95
1975	Home	Won	79-69
1976	Home	Lost	74-70
1976	Away	Lost	84-76
1977	Away	Won	71-70
1977	Home	Won	89-81
1978	Home	Lost	63-60
1978	Away	Won	80-76
1979	Away	Lost	73-69



MSU Archives

Johnny Reagan played for the Racers from 1946-48 and his jersey No. 20 is one of nine all-time retired at Murray State. Reagan is also legendary baseball coach at MSU. He guided the 'Breds from 1958-93. He Also served as MSU director of athletics from 1978-86.

ALL-TIME OPPONENTS - SERIES

1979	Home	Lost	87-76	
1980	Home	Won	82-78	
1980	Away	Won	79-78	
1981	Away	Lost	85-76	
1981	Home	Won	62-60	
1982	Home	Won	74-60	
1982	Away	Won	80-74	
1982	Away	Won	86-63	
1983	Home	Won	85-63	
1984	Home	Won	66-60	
1984	Away	Lost	71-54	
1985	Away	Lost	53-51 OT	
1985	Home	Lost	76-70	
1986	Home	Won	67-55	
1986	Away	Lost	70-68	
1987	Away	Won	90-87	
1987	Home	Lost	85-76	
1987	10	Away	Lost	89-75
1988	Home	Won	95-84	
1988	Away	Won	79-78	
1988	11	Home	Won	76-60
1989	Away	Won	63-40	
1989	Home	Won	97-66	
1990	Home	Won	58-45	
1990	Away	Won	75-69	
1990	12	Home	Won	64-57
1991	Away	Lost	87-82	
1991	Home	Won	63-52	
1992	Home	Lost	100-90	
1992	Away	Won	83-62	
1992	13	Neutral	Won	81-60
1993	Home	Won	93-92	
1993	Away	Lost	98-82	
1993	14	Neutral	Won	74-73
1994	Away	Won	79-72	
1994	Home	Won	86-82	
1995	Home	Won	88-62	
1995	Away	Lost	78-75	

1995	15	Neutral	Won	78-72
1996	Home	Won	73-64	
1996	Away	Won	85-62	
1997	Away	Won	60-59	
1997	Home	Won	83-57	
1997	Home	Won	64-57	
1998	Away	Won	73-63	
1998	Away	Won	108-66	
1999	Home	Won	81-66	
2000	Away	Won	82-77	
2000	Home	Won	101-68	
2001	Home	Won	95-66	
2001	Away	Won	86-81	
2002	Away	Lost	92-81	
2002	Home	Won	85-74	
2003	Home	Won	92-80	
2003	Away	Lost	73-71	
2004	Away	Won	82-71	
2004	Home	Won	94-70	
2005	Home	Won	80-78 OT	
2005	Away	Lost	73-61	
2005	Home	Won	80-51	
2006	Away	Won	62-45	
2006	Away	Lost	72-66 OT	
2007	Home	Lost	64-62	
2007	Home	Lost	58-59	
2008	Away	Lost	47-60	
2008	Away	Won	58-50	
2009	Home	Won	70-65 OT	
2009	Home	Won	62-60	
2010	Away	Won	88-74	
2010	Away	Won	74-72	
2011	Home	Won	66-56	
2012	Home	Won	76-67	
2013	Home	Lost	65-77	
2013	16	Neutral	Won	81-73
2014	Away	Won	77-64	
2014	17	Neutral	Lost	83-86

2015	Home	Won	85-78 OT
2016	Away	Won	75-71
2017	Home	Won	86-79
2018	Home	Won	88-73
2019	Home	Won	97-85
2019	Away	Won	102-70
2020	Home	Won	74-62
2021	Away	Won	76-64
# 1st game vs MSU as OVC member			
1 KIAC quarterfinals, Louisville			
2 KIAC quarterfinals, Louisville			
3 KIAC Tournament, Louisville			
4 OVC quarterfinals, Louisville			
5 OVC championship, Louisville			
6 OVC semifinals, Louisville			
7 OVC semi-finals, Louisville			
8 OVC semi-finals, Louisville			
9 KIT semifinals, Louisville			
10 OVC Tourn. Quarter, Murfreesboro			
11 OVC Tourn. Semi, Murray			
12 OVC Tourn. Final, Murray			
13 OVC Tourn. Final, Lexington			
14 OVC Tourn. Semi, Nashville			
15 OVC Tourn. Semi, Nashville			
16 OVC Tourn. Semi, Nashville			
17 OVC Tourn. Semi, Nashville			
18 Last game vs MSU as OVC member			

2011	Away	Won	66-53	
2012	Away	Won	73-40	
2012	Home	Won	73-58	
2013	Home	Won	70-49	
2013	Away	Lost	70-79	
2014	Away	Won	70-66	
2014	Home	Won	72-60	
2015	Away	Won	77-62	
2015	Home	Won	65-57	
2016	Home	Won	68-58	
2016	Away	Lost	74-85	
2016	6	Neutral	Won	78-62
2017	Away	Won	83-72	
2017	Home	Lost	65-82	
2017	Home	Won	80-52	
2018	Away	Won	76-66	
2019	Away	Won	83-61	
2019	Home	Won	86-75	
2020	Home	Won	73-70	
2020	Away	Lost	60-63	
2021	Away	Lost	68-74	
2021	Home	Lost	59-68	
2022	Away	Won	72-46	
2022	Home	Won	91-51	

Eastern Illinois (51-14)
Home: 28-4 Away: 20-9
Neutral: 3-1 OVC: 43-11
OVC Tournament: 5-1

1981	Home	Won	71-70	
1983	Away	Won	84-78	
1983	Home	Won	92-82	
1989	Home	Won	74-55	
1989	Away	Lost	50-55	
1992	Away	Won	77-73	
1992	Home	Won	86-74	
#1997	Away	Lost	64-76	
1997	Home	Won	106-72	
1998	Home	Won	88-77	
1998	Away	Won	74-64	
1999	Away	Won	86-73	
1999	Home	Won	94-89 2OT	
2000	Home	Won	83-69	
2000	Away	Won	75-67	
2000	1	Neutral	Won	89-70
2001	Away	Lost	79-63	
2001	Home	Won	92-77	
2001	2	Neutral	Lost	97-71
2002	Home	Lost	86-88	
2002	Away	Won	77-76	
2002	3	Home	Won	103-56
2003	Away	Won	80-74	
2003	Home	Won	96-77	
2003	4	Home	Won	74-63
2004	Away	Won	85-67	
2004	Home	Won	81-51	
2005	Home	Won	73-69	
2005	Away	Won	72-66	
2006	Home	Won	66-65	
2006	Away	Lost	59-54	
2006	Home	Won	53-50	
2007	Away	Won	73-62	
2008	Away	Lost	80-83 OT	
2008	Home	Won	67-56	
2009	Home	Won	58-46	
2009	Away	Won	59-53	
2010	Home	Won	75-59	
2010	Away	Won	60-51	
2010	5	Neutral	Won	55-51
2011	Home	Lost	60-61	

First game as OVC member
 1 OVC Tourn. Semi, Nashville
 2 OVC Tourn. Semi, Nashville
 3 OVC Tourn., Quarter, Murray
 4 OVC Tourn., Quarter, Murray
 5 OVC Tourn. Semi, Nashville
 6 OVC Tourn., Quarter, Nashville

East Tennessee State (24-20)
Home: 15-6 Away: 9-12
Neutral: 0-2

1959	Home	Won	73-62	
1959	Away	Lost	65-93	
1960	Away	Won	86-69	
1960	Home	Won	113-68	
1961	Home	Won	92-64	
1961	Away	Won	83-63	
1962	Away	Lost	72-91	
1962	Home	Won	76-62	
1963	Away	Lost	70-78	
1963	Home	Won	79-58	
1964	Home	Lost	61-62	
1964	Away	Won	96-76	
1965	Away	Lost	68-69	
1965	Home	Won	85-71	
1966	Home	Lost	72-74	
1966	Away	Lost	94-104	
1967	Home	Lost	79-86	
1967	Away	Won	88-86	
1968	Away	Lost	67-74	
1968	Home	Won	105-72	
1968	1	Neutral	Lost	75-79
1969	Home	Won	69-64	
1969	Away	Lost	81-87	
1970	Away	Lost	71-75	
1970	Home	Won	99-86	
1971	Home	Lost	65-66	
1971	Away	Lost	65-80	
1972	Away	Lost	53-57	
1972	Home	Won	67-58	
1973	Home	Won	65-61	
1973	Away	Won	78-70	
1974	Away	Won	67-65	
1974	Home	Won	85-75	
1975	Home	Lost	85-89	
1975	Away	Lost	75-88	
1976	Away	Won	78-72	
1976	Home	Won	79-73	
1977	Home	Won	80-62	



MSU Archives

Joe Fulks played at Murray State from 1941-43, but it was his post-collegiate career that earned him a place in the Basketball Hall of Fame. Fulks was the MVP of the Basketball Association of America, the forerunner of today's NBA, and also the first to reach 1,000 points. Playing with the Philadelphia Warriors, Fulks was considered the best player of his era. He first began using the jump shot and is widely recognized as the player who introduced it. The 63 points Fulks scored Feb. 10, 1949, was the most in a game until Elgin Baylor scored 64 in 1959.

ALL-TIME OPPONENTS - SERIES

1977	Away	Won	79-72
1978	Away	Lost	72-75
1978	Home	Lost	69-84
2009	Away	Won	61-57
2010	Home	Won	50-39
2021	2Neutral	Lost	58-66
1 OVC Tourn. - Richmond, Ky.			
2 Naples Invitational, Naples, Fla.			

Eastern Washington (1-0)

Home: 0-0 Away: 0-0 Neutral: 1-0			
1987	1Neutral	Won	84-57
1 Bayou Classic - Lafayette, La.			

Egyptian Ramblers (1-0)

Home: 1-0 Away: 0-0 Neutral: 0-0			
1932	Home	Won	67-33

Emproria State (2-0)

Home: 2-0 Away: 0-0 Neutral: 0-0			
1962	Home	Won	67-44
1966	Home	Won	99-91

Fairfield (1-0)

Home: 0-0 Away: 0-0 Neutral: 1-0			
1972	1Neutral	Won	88-83
1 Queen City Tourn. - Buffalo, NY			

Federal City (1-0)

Home: 1-0 Away: 0-0 Neutral: 0-0			
1970	Home	Won	122-82

Ferris State (1-0)

Home: 1-0 Away: 0-0 Neutral: 0-0			
1981	Home	Won	62-60

Firestone Rubber (1-0)

Home: 1-0 Away: 0-0 Neutral: 0-0			
1941	Home	Won	51-48

Florida A&M (2-0)

Home: 1-0 Away: 0-0 Neutral: 1-0			
1988	1Neutral	Won	62-58
2017	Home	Won	80-59
1 UAB Classic - Birmingham, Ala.			

Florida International (3-0)

Home: 1-0 Away: 2-0 Neutral: 0-0			
1992	Away	Won	68-64
1993	Home	Won	92-61
2009	Away	Won	84-71

Florida State (1-3)

Home: 1-0 Away: 0-1 Neutral: 0-2			
1957	Away	Lost	60-84
1959	Home	Won	96-71
1998	1Neutral	Lost	76-80OT
2019	2Neutral	Lost	62-90
1 Rainbow Classic - Honolulu			
2 NCAA Tournament, Hartford, CT			

Florida Tech (1-0)

Home: 0-0 Away: 1-0 Neutral: 0-0			
1990	Away	Won	72-62

Fordham (1-0)

Home: 0-0 Away: 0-0 Neutral: 1-0			
1982	1Neutral	Won	93-63
1 UAB Classic - Birmingham, Ala.			

Fort Campbell (2-0)

Home: 2-0 Away: 0-0 Neutral: 0-0			
1943	Home	Won	56-44
1946	Home	Won	86-18

Fort Lewis (1-0)

Home: 1-0 Away: 0-0 Neutral: 0-0			
1975	Home	Won	75-60

Fredonia State (1-0)

Home: 1-0 Away: 0-0 Neutral: 0-0			
1984	Home	Won	59-46

Fresno State (0-2)

Home: 0-0 Away: 0-0 Neutral: 0-2			
1957	1Neutral	Lost	61-72
1984	2Neutral	Lost	44-46
1 Evansville Holiday Tournament			
2 Far West Classic - Portland, Ore.			

Gardner-Webb (1-1)

Home: 1-1 Away: 0-0 Neutral: 0-0			
2000	Home	Won	103-76
2002	Home	Lost	66-80

Georgetown (Ky.) (6-0)

Home: 0-0 Away: 1-0 Neutral: 5-0			
1934	1Neutral	Won	46-18
1936	Away	Won	39-25
1937	2Neutral	Won	48-30
1938	2Neutral	Won	26-24
1939	2Neutral	Won	36-22
2003	3Neutral	Won	78-64
1 KIAC Tourn. - Louisville, Ky.			
2 KIAC Tourn. - Richmond, Ky.			
3 Pittsburgh Holiday Classic			

Georgia (0-2)

Home: 0-0 Away: 0-1 Neutral: 0-1			
2002	1Neutral	Lost	68-85
2015	Away	Lost	52-63
1 NCAA Tournament - Chicago, Ill.			

Georgia College (1-0)

Home: 1-0 Away: 0-0 Neutral: 0-0			
1977	Home	Won	82-62

Georgia Southern (6-3)

Home: 4-1 Away: 2-1 Neutral: 0-1			
1966	Home	Won	121-65
1968	Home	Won	84-70
1978	1Neutral	Lost	84-87
1979	Home	Won	64-62
1980	Away	Won	75-68
1989	Home	Lost	69-71
1990	Away	Won	82-79
1990	Home	Won	78-61
1991	Away	Lost	63-66
1 Poinsettia Cl. - Greenville, SC			

Georgia Tech (1-1)

Home: 1-0 Away: 0-1 Neutral: 0-0			
1954	Home	Won	77-66
1956	Away	Lost	64-67

Goldbloom (1-0)

Home: 1-0 Away: 0-0 Neutral: 0-0			
1926	Home	Won	30-15

Gonzaga (0-1)

Home: 0-0 Away: 0-0 Neutral: 0-1			
1980	1Neutral	Lost	52-72
1 Champion Cl. - Missoula, Mont.			

Greenville (1-0)

Home: 1-0 Away: 0-0 Neutral: 0-0			
2020	Home	Won	173-95

Hall-Moody (1-4)

Home: 1-1 Away: 0-3 Neutral: 0-0			
1926	Home	Won	27-25
1926	Away	Lost	17-47
1927	Home	Lost	34-47
1927	Away	Lost	27-39
1927	Away	Lost	30-46

Hamline (1-0)

Home: 0-0 Away: 1-0 Neutral: 0-0			
1955	Away	Won	111-80

Hanover (1-0)

Home: 1-0 Away: 0-0 Neutral: 0-0			
1998	Home	Won	69-58

Hardin-Simmons (3-2)

Home: 3-0 Away: 0-2 Neutral: 0-0			
1955	Home	Won	87-72
1956	Away	Lost	60-67
1957	Home	Won	63-60
1965	Home	Won	92-81
1968	Away	Lost	76-94

Harris-Stowe (3-0)

Home: 3-0 Away: 0-0 Neutral: 0-0			
2011	Home	Won	76-49
2015	Home	Won	105-55
2017	Home	Won	85-56

Health Independents (1-0)

Home: 0-0 Away: 1-0 Neutral: 0-0			
1936	Away	Won	47-18

High Point (1-0)

Home: 1-0 Away: 0-0 Neutral: 0-0			
1950	Home	Won	81-39

Houston (1-5)

Home: 0-3 Away: 1-2 Neutral: 0-0			
1951	Away	Won	67-65
1952	Home	Lost	66-70
1954	Away	Lost	62-69
1955	Home	Lost	65-91
2014	Home	Lost	74-77
2015	Away	Lost	78-93

Howard Payne (3-0)


Home: 3-0 Away: 0-0 Neutral: 0-0			
1967	Home	Won	80-64
1970	Home	Won	83-81
1973	Home	Won	82-78

Idaho State (1-0)

Home: 1-0 Away: 0-0 Neutral: 0-0			
1997	1Home	Won	111-64
1 Racer Thanksgiving Tournament			

Illinois (0-2)

Home: 0-0 Away: 0-1 Neutral: 0-1			
1980	1Away	Lost	63-65
2004	2Neutral	Lost	53-72
1 NIT - Champaign, Ill.			
2 NCAA Tourn. - Columbus, Ohio			



MSU Archives

Howie Crittenden played for the Racers from 1952-56 and was the first MSU player to reach 2,000 points and the only one to do it without the three-point shot. Howie still tops the Racers with 731 made free throws. Crittenden's No. 19 is one of nine retired in Murray State history.

ALL-TIME OPPONENTS - SERIES

Illinois College (2-0)

Home: 2-0 Away: 0-0 Neutral: 0-0
 1949 Home Won 80-42
 1970 Home Won 113-60

Illinois Tech (1-0)

Home: 1-0 Away: 0-0 Neutral: 0-0
 1991 Home Won 102-66

Illinois Wesleyan (2-0)

Home: 0-0 Away: 1-0 Neutral: 1-0
 1942 1Neutral Won 49-39
 1949 Away Won 69-62
 1 Paducah, Ky.

Indiana (0-3)

Home: 0-0 Away: 0-3 Neutral: 0-0
 1977 Away Lost 61-85
 1980 Away Lost 41-59
 1992 1Away Lost 80-103
 1 Preseason NIT - Bloomington

IPFW (1-0)

Home: 1-0 Away: 0-0 Neutral: 0-0
 1985 Home Won 57-51

IUPUI (3-0)

Home: 3-0 Away: 0-0 Neutral: 0-0
 1987 Home Won 85-64
 1991 Home Won 84-52
 1996 Home Won 85-75

Indiana South Bend (1-0)

Home: 1-0 Away: 0-0 Neutral: 0-0
 2008 Home Won 80-62

Indiana Southeast (1-0)

Home: 1-0 Away: 0-0 Neutral: 0-0
 1998 Home Won 115-63

Iowa State (1-0)

Home: 0-0 Away: 0-0 Neutral: 1-0
 1997 1NeutralWon OT 84-76
 1 Puerto Rico Holiday Classic

Jackson State (2-0)

Home: 2-0 Away: 0-0 Neutral: 0-0
 1972 Home Won 83-76
 2018 Home Won 74-57

Jacksonville (2-0)

Home: 1-0 Away: 1-0 Neutral: 0-0
 1961 Home Won 75-65
 1980 1Away Won 53-49
 1 NIT - Jacksonville, Fla.

Jacksonville State (24-6)

**Home: 11-1 Away: 10-4
 Neutral: 3-1 OVC: 21-6
 OVC Tournament: 3-1**
 2004 1Home Won 89-84
 2005 Away Won 77-61
 2005 Away Won 91-72
 2006 Home Won 78-72
 2006 2Neutral Won 69-64
 2006 Home Won 72-71 OT
 2007 Away Won 63-61
 2007 Away Won 79-65
 2008 Home Won 95-85
 2009 Away Won 63-56
 2009 Home Won 57-54
 2010 Home Won 92-68
 2010 Away Won 75-67
 2011 Away Won 71-62

2011 Home Won 60-59
 2012 Home Won 66-55
 2013 Away Lost 64-65
 2014 Home Won 73-65
 2015 Away Won 84-57
 2016 Home Won 69-54
 2017 Away Won 76-63
 2018 Away Lost 76-71
 2018 Home Won 68-60
 2018 Neutral Won 70-63
 2019 Away Lost 68-88
 2019 4Neutral Won 76-74
 2020 Away Won 72-68
 2021 Home Lost 82-85
 2021 Away Lost 74-87
 2021 Neutral Lost 65-68 OT
 1 1st game vs MSU as OVC member
 2 OVC Tourn. Semi, Nashville
 3 OVC Tourn. Semi, Evansville
 4 OVC Tourn. Semi, Evansville
 5 Last game vs MSU as OVC Member
 & OVC Tourn. Quarter, Evansville

James Madison (2-0)

Home: 0-0 Away: 0-0 Neutral: 2-0
 2010 1Neutral Won 71-43
 2021 2Neutral Won 74-62
 1 Coaches vs Cancer Cl. - Miami, Fla.
 2 Naples Invitational, Naples, Fla.

Jordan (1-0)

Home: 0-0 Away: 0-0 Neutral: 1-0
 1939 1Neutral Won 43-35
 1 NAIB Tournament - Kansas City

Kansas (0-9)

Home: 0-0 Away: 0-8 Neutral: 0-1
 1968 Away Lost 59-72
 1970 Away Lost 62-64
 1972 Away Lost 63-69
 1973 Away Lost 71-103
 1975 Away Lost 56-83
 1976 Away Lost 66-81
 1977 Away Lost 71-106
 1978 Away Lost 66-81
 1988 1Neutral Lost 58-61
 1 NCAA Tournament - Lincoln, Neb.

Kansas State (0-1)

Home: 0-0 Away: 0-0 Neutral: 0-1
 1990 1Neutral Lost 50-67
 1 BMA Holiday Classic - KC

Kennesaw State (1-0)

Home: 1-0 Away: 0-0 Neutral: 0-0
 2019 Home Won 74-38

Kent State (0-1)

Home: 0-0 Away: 0-0 Neutral: 0-1
 1999 1Neutral Lost 85-91
 1 Sun Classic - El Paso, Texas

Kentucky State (4-0)

Home: 4-0 Away: 0-0 Neutral: 0-0
 1984 Home Won 106-83
 1984 Home Won 61-47
 1986 Home Won 74-66
 1987 Home Won 69-53

Kentucky Utilities (1-0)

Home: 1-0 Away: 0-0 Neutral: 0-0
 1929 Home Won 58-38

Kentucky Wesleyan (11-3)

Home: 7-0 Away: 3-3 Neutral: 1-0
 1935 1Neutral Won 20-18
 1948 Home Won 56-49
 1952 Home Won 66-64
 1952 Away Lost 101-103
 1953 Away Won 89-83
 1953 Home Won 65-60
 1953 Home Won 74-64
 1954 Away Won 86-80
 1954 Home Won 102-92
 1954 Away Lost 68-91
 1956 Away Won 81-77
 1956 Home Won 85-70
 1957 Home Won 80-69
 1958 Away Lost 65-67
 1 KIAC Tourn. - Bowling Green, Ky.

Lamar (3-0)

Home: 1-0 Away: 2-0 Neutral: 0-0
 1988 Away Won 96-83
 1989 Home Won 80-78OT
 1989 Away Won 88-81

Lambuth (12-7)

Home: 9-3 Away: 3-4 Neutral: 0-0
 1926 Home Won 50-23
 1926 Home Won 37-27
 1926 Away Lost 36-43
 1927 Home Won 41-22
 1927 Home Won 39-25
 1927 Away Won 37-26
 1928 Away Lost 24-32
 1928 Home Lost 25-36
 1928 Home Won 33-22
 1928 Home Lost 17-24
 1929 Home Won 62-19
 1929 Home Won 35-21
 1930 Away Won 56-30
 1931 Home Won 40-32
 1941 Away Lost 25-71
 1932 Home Won 76-41
 1933 Home Won 85-38
 1933 Home Won 35-34
 1934 Away Lost 29-31
 1935 Away Lost 23-36
 1935 Home Won 28-24

LaSalle (0-2)

Home: 0-0 Away: 0-1 Neutral: 0-1
 1952 Away Lost 82-105
 2019 1Neutral Lost 64-75
 1 Gulfcoast Showcase-Estero, Fla.

Lawrence Tech (0-1)

Home: 0-0 Away: 0-1 Neutral: 0-0
 1953 Away Lost 68-70

Lewis (1-0)


Home: 1-0 Away: 0-0 Neutral: 0-0
 1984 Home Won 75-65

Lincoln Memorial (0-1)

Home: 0-1 Away: 0-0 Neutral: 0-0
 1984 Home Lost 70-76

Lipscomb (3-0)

Home: 2-0 Away: 1-0 Neutral: 0-0
 2011 Home Won 89-65
 2012 Away Won 88-79
 2013 Home Won 73-69



MSU Archives

Garrett Beshear played for the Racers from 1950-53 and is one of only nine players at MSU to get to 1,700 career points. Beshear's No. 16 is one of nine retired numbers with the Racers.

ALL-TIME OPPONENTS - SERIES

Lindsey Wilson (1-0)

Home: 1-0 Away: 0-0 Neutral: 0-0
2022 Home Won 90-53

Livingston (1-1)

Home: 1-1 Away: 0-0 Neutral: 0-0
1976 Home Won 79-60
1977 Home Lost 57-62

Long Beach (1-0)

Home: 0-0 Away: 0-1 Neutral: 1-0
2021 1Neutral Won 80-43

Long Island (0-1)

Home: 0-0 Away: 0-1 Neutral: 0-0
1951 Away Lost 67-90

Loras (1-0)

Home: 0-0 Away: 0-0 Neutral: 1-0
1944 1Neutral Won 39-38
1 Mid-West Tourn - Terre Haute

Louisiana College (8-0)

Home: 8-0 Away: 0-0 Neutral: 0-0
1936 Home Won 56-23
1966 Home Won 105-83
1967 Home Won 64-50
1969 Home Won 94-70
1970 Home Won 94-79
1972 Home Won 82-55
1973 Home Won 76-62
1974 Home Won 81-66

Louisiana-Lafayette (3-2)

Home: 0-0 Away 0-0 Neutral: 0-0
1941 1Neutral Won 52-33
1960 Home Lost 77-78 OT
1986 Away Won 81-70
1987 Away Lost 62-64
1998 2Neutral Won 81-68
1 # SIAA Tourn., Bowling Green, Ky.
2 Outrigger Rainbow Classic

Louisiana -Monroe (2-1)

Home: 0-1 Away: 1-0 Neutral: 1-0
1976 1Neutral Won 83-82
1978 Home Lost 57-67
1980 Away Won 67-59
1 Tip-Off Tourn. - New Orleans

Louisiana Tech (2-5)

Home: 1-2 Away: 0-2 Neutral: 1-1
1960 Home Won 54-47
1961 1Neutral Won 69-61
1979 Away Lost 88-109
1979 Home Lost 60-73
1988 2Neutral Lost 69-87
2009 3Home Lost 52-73
2009 Away Lost 87-81
1 Gulf South Cl. - Shreveport, La.
2 UAB Classic - Birmingham, Ala.
3 ESPNU BracketBusters, Murray, Ky.

Louisville (7-22)

Home: 2-6 Away: 2-16 Neutral: 3-0
1933 1Neutral Won 57-40
1934 2Away Lost 18-28
1936 3Neutral Won 28-24
1936 4Neutral Won 46-26
1945 Away Lost 42-52
1946 Home Won 54-43
1946 2Away Lost 56-60

1946 Away Won 56-45
1947 Home Lost 51-56
1948 Away Won 52-51
1948 Home Lost 50-61
1948 2Away Lost 58-81
1949 Away Lost 63-83
1949 Home Lost 59-66
1954 5Away Lost 83-108
1955 Away Lost 76-82
1956 Home Lost 70-83
1957 Home Lost 82-97
1958 Home Won 75-61
1958 Away Lost 58-72
1960 Away Lost 72-78
1960 Home Lost 67-74
1975 Away Lost 59-78
1983 Away Lost 58-66
1988 Away Lost 51-83
1995 Away Lost 72-81
2000 Away Lost 86-89
2001 6Away Lost 69-84
2004 Away Lost 69-91

1 KIC Tournament - Winchester, Ky.2
KIAC Tournament - Louisville, Ky.3 KIAC
Tourn. - Bowling Green, Ky.4 SIAA Tourn.
- Jackson, Tenn.
5 Kentucky Invit. Tourn. - Louisville
6 Jim Thorpe Classic - Louisville

Loyola- Chicago (0-1)

Home: 0-0 Away: 0-0 Neutral: 0-1
1964 1Neutral Lost 91-101
1 NCAA Tournament - Evanston, Ill.

Loyola (La.) (1-2)

Home: 1-0 Away: 0-2 Neutral: 0-0
1964 Away Lost 88-105
1965 Home Won 83-73
1970 Away Lost 96-98

Lyon (1-0)

Home: 1-0 Away: 0-0 Neutral: 0-0
2008 Home Won 84-46

MacMurray (2-0)

Home: 2-0 Away: 0-0 Neutral:
1967 Home Won 100-79
1970 Home Won 101-50

Maine (0-1)

Home: 0-0 Away: 0-0 Neutral: 0-1
1980 1Neutral Lost 65-78
1 Champion Cl. - Missoula, Mont.

Manchester (0-1)

Home: 0-0 Away: 0-0 Neutral: 0-1
1939 1Neutral Lost 40-42
1 NAIB Tourn. - Kansas City, Mo.

Marist (1-0)

Home: 1-0 Away: 0-0 Neutral: 0-0
2017 Home Won 100-63

Marquette (1-2)

Home: 0-0 Away: 0-0 Neutral: 0-2
1969 1Neutral Lost 62-82
2012 2Neutral Lost 53-62
2019 3Neutral Won 83-64
1 NCAA Tourn. - Carbondale, Ill.
2 NCAA Tourn. - Louisville, Ky.
3 NCAA Tourn. - Hartford, CT

Marshall (11-8)

Home: 9-0 Away: 2-7 Neutral: 0-1
1944 Away Lost 37-52
1944 Home Won 65-43
1945 Away Lost 54-58
1945 Home Won 34-33
1946 Home Won 63-40
1946 Away Lost 59-68
1948 Home Won 65-53
1949 Away Lost 78-82
1949 Away Lost 57-60
1950 Home Won 70-65
1950 1Neutral Lost 64-68
1950 2Away Won 73-54
1951 Home Won 95-53
1951 Away Won 77-68
1952 Home Won 89-63
1952 Away Lost 81-86
1953 Home Won 93-76
1957 Away Lost 88-97
1958 Home Won 98-92
1 OVC Tournament - Louisville, Ky. 2
Marshall Invit. - Huntington, W Va.

Maryville (3-0)

Home: 1-0 Away: 0-0 Neutral: 2-0
1936 Home Won 45-31
1938 1Neutral Won 38-30
1941 1Neutral Won 46-43
1 NAIB Tourn. - Kansas City, Mo.

Massachusetts (1-0)

Home: 1-0 Away: 0-0 Neutral: 0-0
2022 #Neutral Lost 69-71
Myrtle Beach Invitational

McKendree (2-0)

Home: 2-0 Away: 0-0 Neutral: 0-0
1962 Home Won 79-44
1963 Home Won 83-68

McNeese State (1-2)

Home: 1-1 Away: 0-1 Neutral: 0-0
1974 Home Lost 65-73
1982 Home Won 99-77
1983 Away Lost 64-68

Memphis NATTC (0-2)

Home: 0-1 Away: 0-1 Neutral: 0-0
1945 Home Lost 29-55
1946 Away Lost 57-62

Memphis (28-34)

Home: 17-10 Away: 10-24 Neutral: 0-1
1929 Away Lost 21-29
1929 Home Lost 30-38
1929 1Home Lost 31-33
1930 Home Won 42-26
1930 Away Lost 37-38
1930 2Away Won 36-31
1935 Home Won 63-18
1935 Away Won 47-32
1936 Away Won 51-14
1936 Home Won 45-26
1937 Away Won 33-30
1937 Home Won 35-19
1938 Home Won 42-16
1938 Away Won 68-35
1939 Home Won 67-31
1939 Away Won 40-35
1940 Away Lost 32-35
1940 Home Won 66-34

1941 Away Won 52-45
1941 Home Won 55-31
1942 Home Won 46-31
1942 Away Won 70-37
1948 Home Won 61-43
1948 Away Lost 37-46
1949 Home Won 56-52
1949 Away Lost 60-62
1950 Home Won 64-57
1950 Away Won 71-51
1951 Home Won 55-51
1952 Away Lost 47-51
1952 Home Won 72-70
1954 Home Won 82-73
1954 Away Lost 45-47
1954 Home Lost 68-70
1955 Away Lost 56-67
1956 Away Lost 72-106
1956 Home Lost 94-100
1957 Away Lost 92-105
1957 Home Lost 72-93
1958 Home Lost 66-75
1958 Away Lost 50-56
1959 Home Lost 57-70
1961 Away Lost 60-70
1961 3Neutral Lost 67-79
1962 Away Lost 72-90
1963 Home Lost 58-60
1973 Away Lost 65-67
1974 Away Lost 77-102
1975 Away Lost 83-109
1978 Away Lost 54-79
1979 Away Lost 71-72
1981 Home Won 57-52
1985 Away Lost 59-82
1986 Away Lost 47-78
1988 Away Lost 70-76OT
1989 Home Lost 62-73
1990 Away Lost 78-85
1991 Away Lost 54-78
1994 Home Won 82-77
2002 Away Lost 60-67
2011 Away Won 76-72
2021 Away Won 93-87
1 Mississippi Valley Tourn. Murray
2 Mississippi Valley Tourn. Memphis
3 Gulf South Classic - Shreveport

Mercer (1-1)

Home: 0-0 Away: 0-0 Neutral: 1-1
1977 1Neutral Won 85-83
1986 2Neutral Lost 50-51
1 Evansville Holiday Tournament
2 Wendy's Classic - Bowling Green
Mexico City YMCA (1-0)
Home: 1-0 Away: 0-0 Neutral: 0-0
1937 Home Won 46-28

Miami (Fla.) (1-2)

Home: 0-1 Away: 1-1 Neutral: 0-0
1953 Away Won 69-65
1959 Away Lost 80-92
1961 Home Lost 67-69

Michigan (0-1)

Home: 0-0 Away: 0-0 Neutral: 0-1
1997 1Neutral Lost 53-76
1 Puerto Rico Holiday Classic

ALL-TIME OPPONENTS - SERIES

Michigan State (0-1)**Home: 0-0 Away: 0-0 Neutral: 0-1**1990 1Neutral Lost 71-75OT
1 NCAA Tourn. - Knoxville, Tenn.**Middle Tennessee (107-38)****Home: 56-13 Away: 46-22****Neutral: 5-3 OVC: 70-27**

1930 Away Lost 29-39
 1932 Home Won 36-22
 1932 Away Won 36-22
 1933 Home Won 77-27
 1933 Home Lost 22-23
 1934 Away Won 51-34
 1934 Home Won 39-36
 1935 Away Won 42-31
 1935 Home Won 33-28
 1936 Away Won 57-31
 1936 Home Won 48-26
 1937 Home Won 46-17
 1937 Away Won 50-32
 1938 Away Won 66-36
 1938 Home Won 45-31
 1939 Away Won 48-37
 1939 Home Won 76-49
 1940 Away Won 40-33
 1940 Home Won 60-42
 1941 Away Won 64-37
 1941 Home Won 51-22
 1942 Home Won 44-33
 1942 Away Won 52-28
 1948 Home Won 68-50
 1949 Away Won 43-38
 1950 Away Won 79-36
 1950 Home Won 100-59
 1952 Away Won 68-67
 1953 #Home Won 78-73
 1953 1Neutral Won 79-70
 1954 Away Won 105-83
 1954 Home Won 88-77
 1954 1Neutral Lost 84-86
 1954 Home Won 104-80
 1955 Away Won 104-73
 1955 Away Won 86-66
 1956 Home Won 104-82
 1957 Away Won 98-68
 1957 Home Won 86-80
 1958 Home Lost 72-80
 1958 Away Won 71-66
 1959 Away Lost 66-84
 1959 Home Lost 82-84
 1960 Home Won 80-70
 1960 Away Won 78-65
 1961 Away Won 97-58
 1961 Home Won 77-74
 1962 Home Won 83-61
 1962 Away Won 69-68
 1963 Away Lost 82-86
 1963 Home Won 109-73
 1964 Home Won 98-68
 1964 Away Won 86-79
 1965 Away Won 90-76
 1965 Home Won 91-89
 1965 1Neutral Won 89-73
 1966 Away Won 89-73
 1966 Home Won 107-81
 1967 Away Won 96-93
 1967 Home Won 91-75
 1968 Home Won 77-74
 1968 Away Won 91-72
 1969 Home Won 70-68
 1969 Away Won 74-71
 1970 Home Won 88-65

1970 Away Won 83-72
 1971 Away Won 51-47
 1971 Home Won 92-69
 1972 Away Won 73-64
 1972 Home Won 52-46
 1973 Away Won 90-82
 1973 Home Won 71-68
 1974 Home Lost 71-74
 1974 Away Lost 79-90
 1975 Home Lost 77-84
 1975 Away Lost 90-99
 1976 Home Won 71-60
 1976 Away Lost 78-86
 1977 Home Won 71-70
 1977 Away Lost 70-74
 1978 Home Lost 77-78
 1978 Away Lost 56-57
 1979 Away Lost 71-84
 1979 Home Lost 67-69
 1980 Home Won 61-53
 1980 Away Won 68-62
 1981 Home Won 74-70
 1981 Away Lost 53-67
 1981 2Neutral Won 62-60
 1982 Away Won 59-58
 1982 Home Lost 53-70
 1982 2Neutral Lost 54-56
 1983 Home Won 61-54
 1983 Away Won 80-69
 1984 Away Won 85-76
 1984 Home Won 75-63
 1985 Home Won 63-59
 1985 Away Lost 59-65
 1985 3Away Lost 60-63
 1986 Away Lost 68-81
 1986 Home Won 93-86
 1986 4Neutral Lost 81-85
 1987 Home Lost 57-64
 1987 Away Lost 76-90
 1988 Away Won 79-67
 1988 Home Won 82-66
 1989 Home Won 71-67
 1989 Away Lost 84-85
 1990 Away Won 80-71
 1990 Home Lost 76-81
 1991 Away Won 70-66
 1991 Home Won 91-86
 1991 5Home Won 79-67
 1991 Home Won 98-74
 1992 Away Won 84-83
 1993 Home Won 76-73
 1993 Away Lost 74-79
 1994 Home Won 102-76
 1994 Away Won 116-86
 1995 Away Won 89-74
 1995 Home Won 87-74
 1995 6Neutral Won 75-67
 1996 Away Won 73-72
 1996 Home Won 80-67
 1996 Away Lost 72-85
 1997 Home Won 78-72
 1997 6Neutral Won 74-48
 1998 Away Lost 71-76OT
 1998 Home Won 78-75
 1999 Home Won 84-74
 1999 Away Won 81-62
 2000 OHome Lost 79-81
 2000 Away Lost 79-82
 2002 Away Won 79-72
 2003 Home Won 76-64
 2013 Home Lost 62-80
 2014 Away Won 68-49
 2015 Home Won 76-65

2016 Away Lost 81-87
 2017 Home Lost 67-72
 2018 Away Won 64-42
 2019 Home Won 85-52
 2020 Away Lost 61-78
 2021 Home Won 93-87
 2022 Away Lost 67-83
 1 OVC Tournament - Louisville, Ky. 2
 OVC Tourn. - Bowling Green, Ky.
 3 OVC Tourn. - Murfreesboro
 4 OVC Tourn. - Akron, Ohio
 5 OVC Tournament - Murray, Ky.
 6 OVC Tourn. - Nashville, Tenn.
 # 1st game as OVC members
 O Final game as OVC members

Milligan (1-0)**Home: 1-0 Away: 0-0 Neutral: 0-0**

1994 Home Won 102-82

Millsaps (6-1)**Home: 3-0 Away: 3-0 Neutral: 0-1**

1932 1Neutral Lost 37-47
 1933 Away Won 43-40
 1933 Home Won 55-34
 1935 Home Won 55-22
 1935 Away Won 28-20
 1937 Away Won 49-28
 1938 Home Won 64-43
 1 SIAA Tournament - Jackson, TN.

Minnesota (0-1)**Home: 0-0 Away: 0-1 Neutral: 0-0**

1986 Away Lost 64-78

Mississippi (3-3)**Home: 2-0 Away: 1-3 Neutral: 0-0**

1958 Away Lost 61-67
 1958 Home Won 80-60
 1993 Away Won 75-65
 1993 Home Won 87-68
 2010 Away Lost 61-77
 2016 Away Lost 73-78

Mississippi College (9-3)**Home: 6-3 Away: 3-0 Neutral: 0-0**

1932 Home Won 29-28
 1933 Away Won 55-36
 1934 Home Lost 28-31
 1935 Away Won 43-26
 1936 Home Won 41-32
 1937 Home Won 42-27
 1937 Away Won 33-30
 1941 Home Won 53-49
 1975 Home Won 61-56
 1976 Home Won 76-73
 1977 Home Lost 62-70
 1978 Home Lost 71-77

Mississippi State (2-7)**Home: 2-3 Away: 0-4 Neutral: 0-0**

1941 Home Won 56-36
 1956 Home Won 91-80
 1957 Away Lost 69-86
 1958 Home Lost 57-75
 1958 Home Lost 62-63
 1959 Away Lost 48-63
 1960 Away Lost 81-94
 1961 Home Lost 57-69
 2007 Away Lost 61-78

Missouri (0-4)**Home: 0-0 Away: 0-4 Neutral: 0-0**

1991 Away Lost 52-92
 1996 1Away Lost 85-89
 2004 Away Lost 55-59
 2008 Away Lost 64-75
 1 NIT - Columbia, Mo.

Missouri All-Stars (1-0)**Home: 1-0 Away: 0-0 Neutral: 0-0**

1937 Home Won 44-27

Missouri-Kansas City (2-2)**Home: 2-1 Away: 0-0 Neutral: 0-1**

1978 Home Lost 86-92
 1981 Home Won 66-61
 1983 Home Won 80-49
 2016 1Neutral Lost 74-85
 1 Bill Frack Tournament, Bowling Green, Ohio

Missouri-St. Louis (2-0)**Home: 2-0 Away: 0-0 Neutral: 0-0**

1980 Home Won 93-66
 2009 Home Won 92-54

Missouri Southern (3-1)**Home: 3-1 Away: 0-0 Neutral: 0-0**

1972 Home Won 83-71
 1974 Home Won 80-75
 1975 Home Lost 73-78
 1976 Home Won 69-66

Missouri State (3-3)**Home: 1-0 Away: 1-2 Neutral: 1-1**

1943 1Neutral Won 72-44
 1952 1Neutral Lost 64-73
 2011 2Away Lost 76-89
 2014 3Away Won 66-63
 2018 Home Won 77-66
 2019 Away Lost 69-71
 1 NAIB Tournament - Kansas City
 2 National Invitation Tournament
 3 CollegeInsider.com Tournament

Monmouth (0-1)**Home: 0-0 Away: 0-0 Neutral: 0-1**

1991 1Neutral Lost 67-68
 1 Hatter Classic - Deland, Fla.

Morgan State (2-0)**Home: 1-0 Away: 1-0 Neutral: 0-0**

2010 1Home Won 75-66
 2011 Away Won 80-69
 1 ESPN BracketBusters

Morehead State (117-52)**Home: 67-14 Away: 37-33****Neutral: 17-5 OVC: 88-46****OVC Tournament: 13-2**

1934 Away Won 47-22
 1936 Away Won 33-17
 1937 Home Won 44-40
 1938 Away Won 24-18
 1938 Home Won 54-27
 1939 1Neutral Lost 37-44
 1940 Home Won 37-25
 1940 2Neutral Lost 39-41
 1942 3Neutral Won 56-44
 1942 Away Won 44-40
 1943 Home Won 54-50
 1943 *Neutral Won 56-37
 1944 Home Won 34-30
 1945 4Neutral Won 54-34
 1945 Home Won 39-38

ALL-TIME OPPONENTS - SERIES

1946	Away	Won	50-47	1982	Home	Won	72-60	2018	Home	Won	87-81	Niagara (0-1)
1946	Home	Lost	53-60	1984	Home	Lost	76-87	2019	Home	Won	90-69	Home: 0-0 Away: 0-0 Neutral: 0-1
1947	Away	Won	58-53	1984	Away	Lost	64-71	2019	Away	Won	71-52	2008 1Neutral Lost 71-80
1947	Home	Won	66-46	1984	12Away	Lost	64-80	2020	Home	Won	85-57	1 Dr. Pepper Classic, Chattanooga
1948	Away	Won	70-60	1985	Away	Won	83-61	2021	Home	Lost	56-61	Nicholls State (2-0)
1948	Home	Won	70-53	1985	Home	Won	76-58	2021	Away	Lost	56-66	Home: 1-0 Away: 1-0 Neutral: 0-0
1949	#Away	Lost	54-70	1986	Home	Won	65-60	2022	Home	77-66	1988 Home Won 79-65	
1949	Home	Won	86-59	1986	Away	Won	69-65	2022	Away	57-53	1990 Away Won 75-56	
1950	Home	Won	75-46	1998	Away	Lost	57-75	2022	22Neutral	71-67	North Alabama (0-1)	
1950	5Neutral	Won	75-60	1987	Home	Lost	72-84 OT	# 1st game vs MSU as OVC member			Home: 0-1 Away: 0-0 Neutral: 0-0	
1951	Home	Won	93-75	1988	Home	Won	85-74	1, 2 & 4 Paducah, Ky.			1991 Home Lost 70-88	
1951	Away	Won	80-73	1988	Away	Won	77-75	* Mayfield, Ky.			North Carolina (0-2)	
1952	Away	Won	74-62	1989	Away	Won	79-66	5 OVC Tourn. Quarter, Louisville			Home: 0-0 Away: 0-0 Neutral: 0-2	
1953	Home	Won	81-69	1989	Home	Won	86-74	6 Maysville, Ky.			1995 1Neutral Lost 70-80	
1953	6Neutral	Won	81-69	1990	Home	Won	79-55	7 Louisville			2006 2Neutral Lost 65-69	
1954	Home	Won	86-76	1990	Away	Lost	79-81	8 Kentucky Invit. Tourn., Louisville			1 NCAA Tourn. - Tallahassee, Fla.	
1954	Home	Won	72-64	1991	Away	Won	80-55	9 OVC Tourn. Quarter, Louisville			2 NCAA Tournament - Dayton, Ohio	
1955	7Neutral	Won	106-97	1991	Home	Won	81-73	10 OVC Playoff Game, Bowling Green			UNC-Asheville (1-0)	
1956	8Neutral	Lost	81-98	1991	13Home	Won	89-61	11 OVC Tourn. Qtr, Bowling Green			Home: 0-0 Away: 0-0 Neutral: 1-0	
1957	Home	Lost	65-68	1992	Home	Won	87-83	12 OVC Tourn. Semi, Morehead			1991 1Neutral Won 105-81	
1957	Away	Lost	90-104	1992	Away	WonOT	93-91	13 OVC Tourn. Semi, Murray			1 Hatter Classic - Deland, Fla.	
1958	Home	Lost	62-68	1992	14Neutral	Won	109-77	14 OVC Tourn Semi, Lexington			UNC-Charlotte (0-1)	
1958	Away	Lost	68-73	1993	Home	Won	89-76	15 OVC Tourn. Semi, Nashville			Home: 0-0 Away: 0-0 Neutral: 0-1	
1959	Home	Lost	76-83	1993	Away	Lost	78-80	16 OVC Tourn. Semi, Nashville			1991 1Neutral Won 105-81	
1960	Away	Lost	87-96	1994	Away	Won	116-91	17 OVC Tourn. Semi, Nashville			1 Hatter Classic - Deland, Fla.	
1960	Home	Won	85-80	1994	Home	Won	91-86	18 OVC Tourn. Champ, Nashville			UNC-Wilmington (0-1)	
1960	Home	Won	95-78	1994	15Neutral	Won	104-86	19 OVC Tourn. Semi, Nashville			Home: 0-0 Away: 0-1 Neutral: 0-0	
1960	Away	Lost	88-91	1995	Home	Won	70-66	20 OVC Tourn. Quarter, Nashville			1994 1Away Lost 73-81	
1962	Away	Lost	72-89	1995	Away	Lost	80-74	21 OVC Tourn. Quarter, Nashville			1 East Coast Classic - Wilmington	
1962	Home	Lost	66-74	1996	Home	Won	98-70	22 OVC Tourn. Champ, Evansville			North Carolina Central (1-0)	
1963	Home	Lost	73-90	1996	Away	Won	81-66				Home: 0-0 Away: 0-0 Neutral: 1-0	
1963	Away	Lost	86-90	1997	Away	Lost	78-86				2009 1Neutral Won 84-61	
1964	Home	Won	102-89	1997	Home	Won	82-65				1 Coaches vs Cancer Cl. - Miami, Fla.	
1964	Away	Won	89-84	1998	Home	Won	91-69				North Carolina State (1-0)	
1964	9Neutral	Won	89-82	1998	Away	Won	95-81				Home: 0-0 Away: 0-0 Neutral: 1-0	
1965	Away	Lost	69-78	1999	Away	Won	90-59				2009 1Neutral Won 84-61	
1965	Home	Won	84-75	1999	Home	Won	86-82				1 Coaches vs Cancer Cl. - Miami, Fla.	
1966	Away	Won	86-79	1999	16Neutral	Won	92-69				North Carolina State (1-0)	
1966	Home	Lost	83-94	2000	Away	Won	87-86 OT				Home: 0-0 Away: 0-0 Neutral: 1-0	
1967	Away	Lost	93-108	2000	Home	Won	80-65				2009 1Neutral Won 84-61	
1967	Home	Won	99-89	2001	Home	Won	83-62				1 Coaches vs Cancer Cl. - Miami, Fla.	
1968	Home	Won	83-67	2001	Away	Won	87-76				North Carolina State (1-0)	
1968	Away	Lost	80-101	2002	Away	Lost	83-92 OT				Home: 0-0 Away: 0-0 Neutral: 1-0	
1969	Away	Lost	78-111	2002	Home	Lost	60-66				1988 1Neutral Won 78-75	
1969	Home	Won	91-89	2003	Home	Lost	76-83				1 NCAA Tournament - Lincoln, Neb.	
1969	10Neutral	Won	94-76	2003	Away	Lost	74-77				North Texas (1-1)	
1970	Home	Won	79-72	2004	Away	Won	97-75				Home: 1-0 Away: 0-0 Neutral: 0-1	
1970	Away	Lost	93-97	2004	Home	Won	90-76				1943 1Neutral Lost 55-58	
1971	Away	Won	68-66	2004	17Neutral	Won	94-72				1959 Home Won 82-69	
1971	Home	Won	89-78	2005	Home	Won	83-61				1 NICA Tournament - Kansas City	
1972	Home	Lost	65-81	2005	Away	Won	83-64				Northeast Missouri (0-1)	
1972	Away	Lost	80-89	2005	Home	Won	92-40				Home: 0-0 Away: 0-0 Neutral: 0-1	
1973	Away	Lost	75-82	2006	Away	Won	71-56				1948 1Neutral Lost 46-49	
1973	Home	Won	83-69	2007	Away	Won	70-67				1 Mid-West Tourn. - Terre Haute	
1974	Home	Won	74-72	2007	Home	Won	74-62				Northwestern State (3-3)	
1974	Away	Lost	86-94	2007	Home	Won	63-44				Home: 1-1 Away: 0-0 Neutral: 2-2	
1975	Away	Won	93-88	2008	Away	Won	64-52				1932 1Neutral Lost 37-61	
1975	Home	Won	79-70	2008	Away	Lost	74-79				1936 1Neutral Won 40-32	
1976	Home	Lost	75-83	2009	Home	Won	69-64				1937 2Neutral Won 45-24	
1976	Away	Lost	81-87	2009	Home	Won	86-56				1939 2Neutral Lost 41-43	
1977	Away	Lost	71-79	2010	Away	Lost	65-70				1959 Home Lost 86-88	
1977	Home	Won	74-70	2010	18Neutral	Won	62-51				1961 Home Won 93-75	
1978	Home	Won	69-60	2010	Away	Lost	65-75				1 SIAA Tourn. - Jackson, Tenn.	
1978	Away	Won	87-72	2011	Home	Won	70-62				2 SIAA Tourn. - Bowling Green, Ky.	
1979	Away	Lost	70-84	2012	Away	Won	66-60				Notre Dame (1-0)	
1979	Home	Lost	77-78	2013	Away	Won	106-100 2OT				Home: 0-0 Away: 1-0 Neutral: 0-0	
1980	Home	Won	85-67	2014	Home	Won	69-58				1981 Away Won 56-54	
1980	Home	Won	80-75	2015	Away	Won	66-57					
1980	11Neutral	Won	77-74OT	2015	19Neutral	Won	80-77					
1981	Home	Won	65-56	2016	Home	Won	62-57					
1982	Home	Won	75-68	2016	20Neutral	Lost	66-75					
1982	Away	Lost	66-72 OT	2017	Away	Lost	100-101 OT					
1982	Away	Won	96-89	2017	21Neutral	Won	75-69					

ALL-TIME OPPONENTS - SERIES

Oakland City (2-0)

Home: 2-0 Away: 0-0 Neutral: 0-0
 1930 Home Won 46-38
 1988 Home Won 68-49

Oglethorpe (4-0)

Home: 4-0 Away: 0-0 Neutral: 0-0
 1962 Home Won 50-45
 1963 Home Won 83-57
 1964 Home Won 74-66
 1966 Home Won 90-75

Ohio State (0-1)

Home: 0-0 Away: 0-0 Neutral: 0-1
 1999 1Neutral Lost 58-72
 1 NCAA Tourn. - Indianapolis, Ind.

Oklahoma (1-0)

Home: 0-0 Away: 1-0 Neutral: 0-0
 1998 1Away Won 68-64
 1 Sooner Classic - Norman, Okla.

Oklahoma City (1-3)

Home: 1-0 Away: 0-3 Neutral: 0-0
 1953 Away Lost 37-43
 1954 Away Lost 43-72
 1955 Away Lost 46-66
 1955 Home Won 58-48

Oklahoma State (0-1)

Home: 0-0 Away: 0-0 Neutral: 0-1
 2010 1Neutral Lost 49-66
 1 76 Classic - Anaheim, Calif.

Old Dominion (2-1)

Home: 1-0 Away: 0-1 Neutral: 1-0
 1990 1Neutral Won 76-61
 2012 Home Won 79-72
 2013 Away Lost 60-70
 2015 2Away Lost 72-69
 1 Puerto Rico Classic
 2 NIT Quarterfinals

Olson Swedes (0-1)

Home: 0-1 Away: 0-0 Neutral: 0-0
 1929 Home Lost 42-46

Omaha (1-0)

Home: 1-0 Away: 0-0 Neutral: 0-0
 2014 Home Won 86-62
 1 CollegeInsider.com Tournament

Oral Roberts (3-5)

Home: 2-2 Away: 0-3 Neutral: 1-0
 1971 Home Won 90-89
 1971 Home Won 94-87
 1972 Away Lost 78-79
 1973 Away Lost 83-86
 1975 Home Lost 79-80
 1975 Away Lost 58-90
 1977 Home Lost 66-80
 2008 1Neutral Won 78-76
 1 San Juan Shootout, Puerto Rico

Oregon (1-0)

Home: 0-0 Away: 0-0 Neutral: 1-0
 1941 1Neutral Won 68-46
 1 NAIB Tournament - Kansas City

Pacific (2-0)

Home: 1-0 Away: 0-0 Neutral: 1-0
 1971 1Neutral Won 90-87
 2014 2Home Won 98-75
 1 Evansville Holiday Tournament
 2 CollegeInsider.com Tournament

Paducah All-Stars (1-0)

Home: 1-0 Away: 0-0 Neutral: 0-0
 1930 Home Won 55-15

Paducah Independent (0-2)

Home: 0-2 Away: 0-0 Neutral: 0-0
 1929 Home Lost 41-44
 1930 Home Lost 33-38

Paducah Jr. Athletics (2-0)

Home: 2-0 Away: 0-0 Neutral: 0-0
 1930 Home Won 48-29
 1931 Home Won 50-28

Parsons (5-0)

Home: 5-0 Away: 0-0 Neutral: 0-0
 1965 Home Won 101-88
 1970 Home Won 98-79
 1971 Home Won 90-78
 1972 Home Won 80-66
 1973 Home Won 91-80

Penn State (0-1)

Home: 0-0 Away: 0-1 Neutral: 0-0
 1989 1Away Lost 73-89
 1 NIT - University Park, Penn.

Pennsylvania (1-0)

Home: 0-0 Away: 0-0 Neutral: 1-0
 1984 1Neutral Won 66-54
 1 Far West Classic - Portland, Ore.

Pepperdine (2-0)

Home: 0-0 Away: 0-0 Neutral: 2-0
 1943 1Neutral Won 44-38
 2015 2Neutral Won 58-55
 1 NICA Tournament - Kansas City
 2 Gulf Coast Showcase, Estero, Fla.

Pikeville (3-0)

Home: 3-0 Away: 0-0 Neutral: 0-0
 1993 Home Won 124-71
 1993 Home Won 119-75
 1994 Home Won 105-63

Pittsburgh (0-1)

Home: 0-0 Away: 0-1 Neutral: 0-0
 2003 1Away Lost 49-70
 1 Pittsburgh Holiday Classic

Portland (2-1)

Home: 0-0 Away: 1-0 Neutral: 1-1
 1952 1Neutral Won 58-57
 1984 2Away Won 71-49
 2014 Neutral Lost 61-64
 1 NAIB Tournament - Kansas City
 2 Far West Classic - Portland, Ore.

Prairie View (4-0)

Home: 1-0 Away: 1-0 Neutral: 1-0
 1990 Home Won 103-52
 1991 Away Won 81-68
 1994 1Neutral Won 116-97
 2018 Home Won 83-67
 1 U.S. Air Classic - Dayton, Ohio

Presbyterian (2-0)

Home: 0-0 Away: 0-0 Neutral: 2-0
 1938 1Neutral Won 37-24
 1941 1Neutral Won 52-41
 1 SIAA Tourn. - Bowling Green, Ky.

Purdue (0-2)

Home: 0-0 Away: 0-2 Neutral: 0-0
 1995 1Away Lost 76-88
 2000 Away Lost 67-95
 1 Purdue Classic - West Lafayette

Quincy (1-0)

Home: 1-0 Away: 0-0 Neutral: 0-0
 1980 Home Won 82-69

Radio Specials (2-0)

Home: 2-0 Away: 0-0 Neutral: 0-0
 1927 Home Won 37-24
 1927 Home Won 36-18

Regis (2-0)

Home: 2-0 Away: 0-0 Neutral: 0-0
 1956 Home Won 86-84
 1962 Home Won 71-69

Reinhardt (1-0)

Home: 1-0 Away: 0-0 Neutral: 0-0
 2010 Home Won 84-70

Rhode Island (2-1)

Home: 0-0 Away: 0-0 Neutral: 2-1
 1973 1Neutral Won 73-64
 1998 2Neutral Lost 74-97
 1999 3Neutral Won 80-74
 1 Oral Roberts Tournament - Tulsa
 2 NCAA Tourn. - Oklahoma City
 3 Sun Classic - El Paso, Texas

Rhodes (1-1)

Home: 1-0 Away: 0-1 Neutral: 0-0
 1933 Away Lost 46-47
 1966 Home Won 99-60

Rice (2-1)

Home: 1-0 Away: 1-0 Neutral: 0-1
 1992 1Neutral Lost 78-89
 2005 1Away Won 69-63
 2005 Home Won 83-65
 1 U.S. West Cellular Tourn. Seattle
 2 ESPN Bracket Buster

Rider (2-0)

Home: 1-0 Away: 1-0 Neutral: 0-0
 2007 1Away Won 58-51
 2008 Home Won 66-65
 1 ESPN Bracket Buster

Roanoke (0-1)

Home: 0-0 Away: 0-0 Neutral: 0-1
 1938 1Neutral Lost 29-35
 1 NAIB Tournament - Kansas City

Rollins (1-0)

Home: 0-0 Away: 1-0 Neutral: 0-0
 1953 Away Won 90-51

Roosevelt (2-0)

Home: 2-0 Away: 0-0 Neutral: 0-0
 1976 Home Won 102-50
 1979 Home Won 106-74

Rutgers (1-0)

Home: 0-0 Away: 0-0 Neutral: 1-0
 1999 1Neutral Won 87-83
 1 Hoop & Quill Classic - St. Louis

SIUE (27-3)

Home: 17-0 Away: 11-2
Neutral: 0-0 OVC: 20-2
OVC Tournament: 0-0
 1975 Home Lost 81-83
 1983 Home Won 63-44
 2002 Home Won 86-58
 2003 Home Won 81-56
 2004 Home Won 75-67
 2009 Away Won 82-51
 2010 Home Won 86-49
 2010 Home Won 71-46
 #2011 Away Won 67-61
 2012 Away Won 82-65
 2013 Home Won 70-61
 2013 Away Lost 60-65
 2014 Away Lost 60-67
 2014 Home Won 82-72
 2015 Away Won 60-54
 2015 Home Won 80-77
 2016 Home Won 70-54
 2016 Away Won 70-64
 2017 Away Won 67-59
 2017 Home Won 84-73
 2018 Home Won 87-63
 2018 Away Won 75-66
 2019 Away Won 82-72
 2019 Home Won 86-55
 2020 Home Won 74-55
 2020 Away Won 59-58
 2021 Away Won 86-57
 2021 Home Won 89-62
 2022 Away Won 74-69
 2022 Home Won 79-59
 # 1st game vs MSU as OVC member

Southeast Missouri (67-21)

Home: 32-10 Away: 33-10
Neutral: 2-1 OVC: 52-11
OVC Tournament: 2-2
 1931 Away Lost 29-37
 1931 Home Won 45-41
 1939 Home Won 49-41
 1940 Away Won 42-40
 1940 Home Won 41-28
 1941 Away Won 38-32
 1941 Home Lost 25-36
 1942 Away Won 58-56
 1942 Home Won 32-30
 1943 Away Lost 46-42
 1943 Home Lost 36-29
 1943 Away Lost 38-32
 1944 Away Lost 61-45
 1945 Away Won 43-37
 1945 Home Lost 38-34
 1945 Home Won 35-34
 1946 Away Won 46-42
 1946 Home Lost 44-47
 1947 Away Lost 53-51
 1948 Away Won 55-51
 1949 Away Won 68-55
 1959 Home Won 63-61
 1992 #Home Won 86-76
 1992 Away Lost 80-75
 1993 Away Won 111-95
 1993 Home Won 100-96
 1994 Home Won 81-74
 1994 Away Won 96-95

ALL-TIME OPPONENTS - SERIES

1995	Away	Won	83-79
1995	Home	Won	83-55
1996	Home	Won	81-77
1996	Away	Won	79-61
1997	Home	Won	77-75
1997	Away	Won	86-75
1998	Home	Won	101-66
1998	Away	Won	82-71
1999	Away	Won	71-70
1999	Home	Won	62-52
1999	1Neutral	Won	62-61
2000	2Home	Lost	84-78
2000	Away	Won	77-60
2000	3Neutral	Lost	67-56
2001	Away	Won	60-58
2001	Home	Won	65-54
2002	Home	Won	85-72
2002	Away	Won	92-86
2003	Away	Lost	78-68
2003	Home	Won	71-65
2004	Away	Won	80-74
2004	Home	Won	76-63
2005	Home	Lost	61-58
2005	Away	Won	61-57
2005	4Home	Lost	61-58
2006	Home	Won	81-68
2006	Away	Won	76-69
2007	Home	Lost	96-85
2007	Away	Won	85-67
2008	Away	Won	79-51
2008	Home	Won	86-85
2009	Home	Won	80-55
2009	Away	Won	79-60
2010	Away	Won	80-61
2010	Home	Won	80-68
2011	Home	Won	96-58
2011	Away	Lost	57-64
2012	Home	Won	81-73
2012	Away	Won	75-66
2013	Away	Won	74-66
2013	Home	Lost	84-68
2014	Home	Won	82-75
2014	Away	Lost	118-115 2OT
2015	Home	Won	82-72
2015	Away	Won	94-92 OT
2016	Away	Won	78-72
2016	Home	Won	83-56
2017	Away	Lost	74-75
2017	Home	Lost	69-82
2018	Home	Won	89-73
2018	Away	Won	87-75
2019	Away	Won	85-67
2019	Home	Won	103-67
2020	Home	Won	81-59
2020	Away	Won	96-912OT
2021	Home	Won	77-60
2021	Away	Won	80-60
2022	Home	Won	106-81
2022	Away	Won	70-68
2022	Neutral	Won	88-74

1st game vs MSU as OVC member
 1 OVC Tourn. Final, Nashville
 2 MSU's 47gm home win streak ends
 3 OVC Tourn. Final, Nashville
 4 OVC Tourn. Quarter, Murray
 5 OVC Tourn. Semi, Evansville

St. Bonaventure (1-3)
Home: 0-0 Away: 1-3 Neutral: 0-0
 1951 Away Lost 75-79
 1952 Away Lost 63-74
 1953 Away Won 68-60

1960	Away	Lost	39-92
------	------	------	-------

St. Catharine (1-0)
Home: 1-0 Away: 0-0 Neutral: 0-0
 2008 Home Won 76-66

St. John's (1-0)
Home: 0-0 Away: 0-0 Neutral: 1-0
 2012 1Neutral Won 72-67
 1 Charleston Classic

St. Joseph's (Penn.) (1-0)
Home: 0-0 Away: 1-0 Neutral: 0-0
 1952 Away Won 76-63

Saint Louis (0-9)
Home: 0-2 Away: 0-7 Neutral: 0-0
 1989 Away Lost 68-78
 1990 Home Lost 60-76
 1992 Away Lost 58-94
 1993 Home Lost 89-92
 1996 Away Lost 68-74
 1996 Away Lost 54-61
 1999 Away Lost 51-62
 2017 Away Lost 55-69
 2022 Away Lost 68-91

Saint Peter's (0-1)
Home: 0-0 Away: 0-0 Neutral: 0-1
 2022 1Neutral Lost 60-70
 1 NCAA Tournament, Indianapolis

St. Mary's (Cal.) (1-3)
Home: 1-0 Away: 0-3 Neutral: 0-0
 2004 1Away Lost 62-75
 2006 2Away Lost 62-44
 2012 3Home Won 65-51
 2013 Away Lost 64-89
 1 St. Mary's Holiday Cl. - Moraga, Cal.
 2 St. Mary's Tourn. - Moraga, Cal.
 3 ESPNU BracketBusters

Samford (11-10)
Home: 8-4 Away: 2-6 Neutral:1-0
OVC: 4-6 OVC Tournament: 1-1
 1934 #Home Won 41-26
 1935 #Home Won 45-34
 1936 #Away Won 51-49
 1943 #Home Won 48-43
 1943 #1Home Won 38-36
 1972 Home Won 99-79
 1975 Home Lost 88-87
 1977 Away Lost 76-77
 1978 Away Lost 52-54
 1980 Home Won 78-62
 1983 2Away Lost 52-50
 2004 *3Home Lost 58-61
 2005 *Away Lost 47-55
 2005 *Away Lost 61-50
 2006 *Home Won 59-38
 2006 *4Neutral Won 74-57
 2006 *Home Lost 55-44
 2007 *Away Won 57-51
 2007 *5Home Lost 70-60
 2007 *Away Lost 64-65
 2008 *Home Won 62-34
 1 SIAA Tournament, Jackson, Tenn
 2 Show me Classic @ Mizzou
 3 1st gm vs MSU as an OVC member
 4 OVC Tourn. Final, Nashville, Tenn.
 5 OVC Tourn. Quarter, Murray, Ky.
 # Known as Howard College
 * As a member of the OVC

San Diego State (0-2)
Home: 0-0 Away: 0-0 Neutral: 0-2
 1941 1Neutral Lost 36-34
 2006 2Neutral Lost 87-84
 1 NAIB Tournament - Kansas City
 2 St. Mary's Tourn. - Moraga, Cal.

San Fernando (3-0)
Home: 3-0 Away: 0-0 Neutral: 0-0
 1961 Home Won 77-72
 1965 Home Won 110-79
 1968 Home Won 96-67

San Francisco (2-0)
Home: 0-0 Away: 0-0 Neutral: 2-0
 2011 1Neutral Won 70-67
 2022 2Neutral Won 92-87 OT
 1 Great Alaska Shootout - Anchorage
 2 NCAA Tournament, Indianapolis

San Francisco State (3-0)
Home: 2-0 Away: 0-0 Neutral: 1-0
 1960 Home Won 85-65
 1962 Home Won 83-63
 1979 1Neutral Won 74-43
 1 McDonald's Classic - Wichita

Santa Barbara (1-0)
Home: 0-0 Away: 0-0 Neutral: 1-0
 1941 1Neutral Won 35-33
 1 NAIB Tournament - Kansas City

Santa Clara (0-1)
Home: 0-0 Away: 0-1 Neutral: 0-0
 2001 Away Lost 72-77

Seattle-Pacific (0-1)
Home: 0-0 Away: 0-0 Neutral: 0-1
 2006 1Neutral Lost 76-68
 1 St. Mary's Tournament - Moraga, Cal.

Seton Hall (2-1)
Home: 0-0 Away: 2-1 Neutral: 0-0
 1950 Away Won 56-52
 1951 Away Lost 61-75
 1969 Away Won 90-81

Siena (2-1)
Home: 1-0 Away: 0-1 Neutral: 1-0
 1953 Away Lost 49-62
 1953 1Neutral Won 91-68
 1956 Home Won 83-74
 1 Kentucky Invit. Tourn. - Louisville

Smyrna AAB (1-2)
Home: 1-1 Away: 0-1 Neutral: 0-0
 1944 Home Won 66-46
 1944 Away Lost 33-41
 1945 Home Lost 41-46

South Alabama (2-1)
Home: 0-1 Away: 1-0 Neutral: 1-0
 1990 1Neutral Won 88-78OT
 1999 Away Won 59-54
 2000 Home Lost 76-82
 1 BMA Holiday Cl. - Kansas City

South Dakota State (1-1)
Home: 1-0 Away: 0-1 Neutral: 0-0
 2013 1Home Won 73-62
 2016 2Away Lost 84-88 OT
 1 BracketBusters

2 BracketBuster return game

South Florida (0-1)
Home: 0-0 Away: 0-0 Neutral: 0-1
 2008 1Neutral Lost 64-73
 1 San Jaun Shootout, Puerto Rico

Southeast Louisiana (5-1)
Home: 5-0 Away: 0-1 Neutral: 0-0
 1950 Home Won 86-44
 1951 Home Won 75-57
 1981 Home Won 69-60
 1982 Home Won 74-69
 1983 Away Lost 65-75
 1984 Home Won 45-44

Southern Cal (0-1)
Home: 0-0 Away: 0-0 Neutral: 0-1
 1986 1Neutral Lost 53-54OT
 1 Wendy's Classic - Bowling Green

Southern Cal. College (1-0)
Home: 1-0 Away: 0-0 Neutral: 0-0
 1989 Home Won 71-68

Southern (1-0)
Home: 1-0 Away: 0-0 Neutral: 0-0
 2019 Home Won 69-49

Southern Mississippi (4-3)
Home: 3-0 Away: 0-2 Neutral: 1-1
 1961 Home Won 77-55
 1983 Home Won 64-63
 1984 Away Lost 56-58
 1999 1Neutral Lost 62-65
 2003 Away Lost 54-56
 2004 Home Won 94-54
 2011 1Neutral Won 90-81 2OT
 1 Hoop & Quill Classic - St. Louis
 1 Great Alaska Shootout - Anchorage

Southwest Kansas (2-0)
Home: 1-0 Away: 0-0 Neutral: 1-0
 1941 Home Won 38-36
 1943 1Neutral Won 44-42
 1 NICA Tournament - Kansas City, Mo.

Southwest Louisiana (3-2)
Home: 0-1 Away: 1-1 Neutral: 2-0
 1941 1Neutral Won 52-33
 1960 Home Lost 77-78
 1986 Away Won 81-70
 1987 Away Lost 62-64
 1998 2Neutral Won 81-68
 1 SIAA Tourn. - Bowling Green, Ky. 2
 Rainbow Classic - Honolulu

Spalding (1-0)
Home: 1-0 Away: 1-1 Neutral: 1-0
 2018 Home Won 106-36

Spring Hill (2-1)
Home: 0-0 Away: 1-1 Neutral: 1-0
 1949 Away Won 79-66
 1958 1Neutral Won 76-58
 1959 2Away Lost 73-80
 1 Gulf South Classic - Shreveport 2
 Senior Bowl Tourn. - Mobile, Ala.

Springfield College (1-0)
Home: 0-0 Away: 0-0 Neutral: 1-0
 1943 1Neutral Won 72-44
 1 NICA Tournament - Kansas City, Mo.

ALL-TIME OPPONENTS - SERIES

Stanford (1-0)**Home: 0-0 Away: 0-0 Neutral: 1-0**2010 1Neutral Won 55-52
1 76 Classic - Anaheim, Calif.**Stetson (1-1)****Home: 1-0 Away: 0-1 Neutral: 0-0**1959 Away Lost 67-80
1960 Home Won 70-59**Sturgis EMBA (1-0)****Home: 1-0 Away: 0-0 Neutral: 0-0**

1930 Home Won 61-25

Tampa (1-0)**Home: 1-0 Away: 0-0 Neutral: 0-0**

1953 Home Won 79-62

Tennessee (0-4)**Home: 0-0 Away: 0-3 Neutral: 0-1**1945 Away Lost 38-57
2005 1Neutral Lost 53-64
2006 Away Lost 64-89
2019 Away Lost 63-82
1 Nashville, Tenn.**Tennessee Jr. Coll. (7-2)****Home: 3-1 Away: 3-1 Neutral: 1-0**1928 Away Lost 26-48
1928 Home Lost 30-34
1929 Away Won 39-37
1929 Home Won 48-27
1929 1Home Won 28-17
1930 Away Won 66-18
1930 2Neutral Won 60-14
1931 Home Won 53-33
1931 Away Won 70-37
1 Mississippi Valley Tourn. - Murray
2 Mississippi Valley Tourn. - Memphis**Tennessee State (58-17)****Home: 33-6 Away: 24-8****Neutral: 1-3 OVC: 52-12****OVC Tournament: 6-3**1983 Home Won 65-58 OT
1984 Away Lost 69-52
1984 Away Won 75-58
1984 Home Won 76-56
1988 #Home Won 99-84
1988 Away Won 78-70
1989 Home Won 87-55
1989 Away Won 89-80
1990 Away Won 80-67
1990 Home Won 90-89 OT
1991 Home Lost 73-75
1991 Away Won 65-64
1992 Away Won 71-62
1992 Home Won 75-60
1993 Away Lost 76-80
1993 Home Lost 75-82
1993 1Neutral Lost 68-82
1994 Home Won 90-79
1994 Away Won 92-76
1994 2Neutral Lost 72-73
1995 Away Lost 78-75
1995 Home Lost 72-65
1996 Away Won 71-67
1996 Home Lost 72-78
1997 Home Won 87-75
1997 Away Lost 68-84
1997 3Home Won 76-63
1998 Away Won 96-84
1998 *Home Won 81-761999 Home Won 81-71
1999 Away Won 95-63
2000 Away Lost 77-75
2000 Home Won 82-65
2000 4Home Won 83-58
2001 Away Won 102-83
2001 Home Won 67-66
2001 5Home Won 114-100
2001 Home Won 103-72
2002 Away Won 87-84
2003 Away Won 93-75
2003 Home Won 100-79
2004 Away Won 84-78
2004 Home Won 88-72
2005 Home Won 82-74
2005 Away Lost 68-74
2006 Home Won 75-67
2006 Away Won 77-52
2007 Away Won 86-83 OT
2007 Home Lost 64-60 OT
2008 Home Won 92-88
2008 Away Lost 70-75
2008 6Neutral Lost 75-83
2009 Home Won 75-71
2009 Away Won 88-58
2009 7Home Won 88-74
2010 Away Won 80-59
2010 Home Won 76-54
2010 8Home Won 84-51
2011 Home Won 64-53
2011 Away Won 74-65
2012 Home Lost 68-72
2012 Away Won 80-62
2012 9Neutral Won 54-52
2013 Home Won 69-48
2014 Away Won 73-65
2015 Home Won 65-62
2015 Away Won 73-67
2016 Away Lost 71-73
2017 Home Won 92-83
2018 Away Won 76-57
2019 Home Won 100-62
2020 Home Won 76-64
2020 Away Won 73-65
2021 Home Won 73-53
2022 Home Won 67-44
2022 Away Won 73-62

1st game vs MSU as OVC member

1 OVC Tourn. Final, Lexington

2 OVC Tourn. Final, Nashville

3 OVC Tourn. Quarter, Murray

4 OVC Tourn. Quarter, Murray

5 OVC Tourn. Quarter, Murray

6 OVC Tourn. Semi, Nashville

7 OVC Tourn. Quarter, Murray

8 OVC Tourn. Quarter, Murray

9 OVC Tourn. Final, Nashville

* Final game at Racer Arena

Tennessee Tech (133-50)**Home: 73-9 Away: 50-39****Neutral: 9-2 OVC: 94-44****OVC Tournament: 10-1**1930 1Neutral Won 61-21
1932 Away Won 29-19
1932 Home Won 44-36
1933 Home Won 51-41
1933 Away Lost 35-36
1933 2Neutral Lost 48-53
1934 Home Won 40-26
1934 Home Won 43-38
1935 Away Won 29-23
1936 Away Won 50-301996 Home Won 50-27
1997 Home Won 40-20
1997 Away Won 35-25
1998 Away Won 28-21
1998 Home Won 41-33
1999 Away Won 29-28
1999 Home Won 37-26
1940 Away Lost 35-37
1940 Home Won 57-21
1941 Away Won 30-29
1941 Home Won 66-26
1942 Home Won 35-32
1942 Away Won 63-23
1943 Home Won 43-33
1943 Home Won 60-37
1943 Away Won 50-43
1943 Away Won 47-25
1944 Away Won 53-40
1944 Away Won 56-29
1947 Away Lost 47-58
1947 Home Won 48-42
1948 Home Won 76-46
1948 Away Won 48-46
1948 Away Won 75-58
1949 #Home Won 67-53
1949 Home Won 96-71
1950 Away Won 59-57
1950 Home Won 74-53
1951 Away Won 68-56
1951 3Neutral Won 56-46
1951 Away Won 51-48
1952 Home Won 85-67
1952 4Neutral Won 61-59
1952 Home Won 92-82
1953 Away Won 79-69
1954 Home Won 93-77
1954 Away Lost 69-79
1954 Home Won 87-59
1955 Away Won 79-78
1955 Home Won 95-82
1956 Away Lost 76-81
1957 Home Won 78-67
1957 Away Lost 90-96
1958 Away Lost 59-65
1958 Home Won 66-55
1959 Home Won 69-61
1959 Away Lost 70-90
1960 Away Lost 80-86
1960 Away Won 73-67
1961 Home Won 79-59
1961 Away Lost 89-92
1962 Away Lost 86-102
1962 Home Lost 66-68
1963 Home Lost 67-78
1963 Away Lost 61-84
1964 Away Lost 67-70
1964 Home Won 88-82
1965 Away Lost 91-93
1965 Home Won 92-79
1966 Home Won 67-62
1966 Away Lost 76-83
1967 Home Won 72-70
1967 Away Lost 86-89
1968 Away Won 92-91
1968 Home Won 81-67
1969 Home Won 95-75
1969 Away Won 62-59
1970 Away Won 87-78
1970 Home Won 76-70
1971 Home Won 64-63
1971 Away Won 72-69
1972 Away Lost 57-59
1972 Home Won 68-661973 Home Won 73-72
1973 Away Lost 79-81
1974 Away Won 70-64
1974 Home Won 78-75
1975 Home Lost 68-74
1975 Away Lost 93-103
1976 Away Lost 85-91
1976 Home Won 75-72
1977 Home Won 73-65
1977 Away Won 79-77
1978 Away Lost 67-68
1978 Away Lost 60-63
1979 Home Lost 67-73
1979 Away Lost 69-81
1980 Away Won 73-72
1980 Home Won 100-73
1981 Home Won 50-48
1981 Away Won 45-44
1982 Away Won 55-50
1982 Home Won 60-58
1983 Away Won 92-88
1983 Home Lost 73-76
1984 Away Lost 60-61
1984 Home Won 75-72
1985 Home Won 82-73
1985 Away Lost 51-53
1986 Away Lost 53-78
1986 Home Won 77-72
1987 Home Won 63-62
1987 Away Lost 79-89
1988 Away Won 67-64
1988 Home Won 80-75
1989 Home Won 76-67
1989 Away Won 87-72
1989 Away Won 81-75
1989 Home Won 71-63
1991 Home Won 86-74
1991 Away Won 72-64
1992 Away Won 87-80
1992 Home Won 103-99 OT
1993 Home Won 117-112 OT
1993 Away Won 83-81
1994 Home Won 102-91
1994 Away Won 89-86
1995 Away Lost 79-71
1995 Home Won 114-90
1996 Away Lost 63-64
1996 Home Lost 76-77
1996 5Neutral Won 85-71
1997 Home Won 85-78
1997 Away Lost 62-89
1998 Away Won 95-72
1998 Home Won 109-70
1998 6Home Won 84-63
1999 Home Won 75-53
1999 Away Won 78-62
1999 7Home Won 96-61
2000 Home Won 75-74
2000 Away Won 64-63
2001 Away Lost 85-80
2001 Home Lost 94-71
2002 Away Lost 59-78
2002 Home Won 75-56
2002 8Neutral Won 70-69
2003 Home Won 64-52
2003 Away Lost 83-91
2004 Away Won 90-78
2004 9Neutral Won 92-75
2005 Home Lost 68-72
2006 Home Won 55-51
2006 Away Lost 70-66
2007 Away Lost 63-52
2007 Home Won 60-56

ALL-TIME OPPONENTS - SERIES

2008	Home	Won	81-67
2008	Away	Lost	66-71
2008	10Neutral	Won	77-74
2009	Away	Lost	55-61
2009	Home	Won	73-52
2010	Home	Won	88-66
2010	Away	Won	94-62
2011	Away	Won	92-85
2011	Home	Won	55-44
2011	11Neutral	Lost	59-64
2012	Home	Won	82-74
2012	Away	Won	69-64
2012	12Neutral	Won	78-58
2013	Away	Won	47-39
2014	Home	Won	92-53
2015	Away	Won	83-67
2016	Home	Lost	65-71
2017	Away	Lost	67-71
2017	14Neutral	Won	85-84 2OT
2018	Away	Won	71-45
2018	Home	Won	75-65
2019	Away	Won	67-63
2020	Away	Won	81-69
2021	Home	Won	72-63
2021	Away	Lost	61-71
2022	Home	Won	79-53
2022	Away	Won	80-75

1st game vs MSU as OVC member

- 1 MVC Tourn. Qtr, Memphis
- 2 SIAA Tourn., Jackson, Tenn.
- 3 OVC Tourn. Quarter, Louisville
- 4 OVC Tourn., Louisville
- 5 OVC Tourn. Semi, Nashville
- 6 OVC Tourn. Quarter, Murray
- 7 OVC Tourn. Quarter, Murray
- 8 OVC Tourn final., Louisville
- 9 OVC Tourn. Quarter, Murray
- 10 OVC Tourn. Quarter, Murray
- 11 OVC Tourn. Semi, Nashville
- 12 OVC Tourn. Semi, Nashville
- 13 OVC Tourn. Quarter, Nashville
- 14 OVC Tourn. Quarter, Nashville

Tennessee Temple (1-0)

Home: 1-0 Away: 0-0 Neutral: 0-0
2011 Home Won 83-41

Tennessee Wesleyan (6-1)

Home: 6-1 Away: 0-0 Neutral: 0-0
1969 Home Won 83-51
1972 Home Won 86-57
1974 Home Won 79-62
1975 Home Won 72-62
1978 Home Lost 70-81
2009 Home Won 108-49
2021 Home Won 118-48

Texas (2-3)

Home: 0-1 Away: 2-2 Neutral: 0-0
1951 Away Won 64-63
1974 Away Won 79-69
1979 Away Lost 63-65
1992 Away Lost 75-93
1993 Home Lost 74-79

Texas A&M (2-0)

Home: 0-0 Away: 0-0 Neutral: 2-0
1946 1Neutral Won 49-46
2022 2Neutral Won 88-79
1 Paducah, Ky.
2 Myrtle Beach Invitational

Texas A&M CC (2-1)

Home: 2-0 Away: 0-1 Neutral: 0-0
1972 Home Won 82-52
2004 Away Lost 68-80
2004 Home Won 73-53

Texas-Arlington (1-0)

Home: 1-0 Away: 0-0 Neutral: 0-0
1968 Home Won 91-83

Texas-El Paso (3-1)

Home: 1-0 Away: 0-1 Neutral: 1-0
1954 Home Won 76-69
1955 Away Lost 71-89
1964 1Neutral Won 65-58
2015 2Home Won 81-66
1 Sun Devil Classic - Tempe, Ariz.
2 NIT opening round

Texas-Pan American (2-3)

Home: 1-0 Away: 0-0 Neutral: 1-3
1969 Home Won 92-88
1979 1Neutral Lost 65-67
1983 2Neutral Lost 53-67
1987 3Neutral Lost 57-60
1989 4Neutral Won 107-101
1 McDonald's Classic - Wichita, Kan.
2 Show-Me Cl. - Columbia, Mo.
3 Longhorn Classic - Austin, Texas
4 Lamar Tourn. - Beaumont, Tex.

Texas-San Antonio (3-0)

Home: 1-0 Away: 1-0 Neutral: 1-0
1989 1Neutral Won 107-101OT
2004 Home Won 69-58
2005 Away Won 89-79OT
1 Lamar Tournament, Beaumont, Texas

Texas Christian (1-0)

Home: 0-0 Away: 1-0 Neutral: 0-0
2003 Away Won 73-67

Texas Southern (1-0)

Home: 0-0 Away: 0-0 Neutral: 1-0
1990 1Neutral Won 79-65
1 Citizens Bank Cl. - Jonesboro, Ark.

Texas Tech (1-0)

Home: 0-0 Away: 0-0 Neutral: 1-0
1950 1Neutral Won 66-52
1 Owensboro, Ky.

Texas Wesleyan (4-0)

Home: 4-0 Away: 0-0 Neutral: 0-0
1958 Home Won 70-56
1959 Home Won 67-61
1974 Home Won 70-58
1988 Home Won 102-51

Toledo (0-1)

Home: 0-0 Away: 0-1 Neutral: 0-0
1993 Away Lost 82-94

Towson (2-1)

Home: 2-0 Away: 0-1 Neutral: 0-0
1979 Home Won 70-59
1981 Away Lost 58-79
2014 1Home Won 85-73
1 CollegeInsider.com Tournament

Transylvania (3-1)

Home: 2-1 Away: 0-0 Neutral: 1-0
1932 Home Won 75-22

1935	1Neutral	Won	39-17
1939	Home	Lost	32-42
2020	Home	Won	90-49
1 KIAC Tourn - Bowling Green, Ky			

Trinity (Texas) (1-0)

Home: 1-0 Away: 0-0 Neutral: 0-0
1968 Home Won 89-76

Troy (2-0)

Home: 1-0 Away: 0-0 Neutral: 1-0
1976 Home Won 102-76
1994 1Neutral Won 107-97
1 East Coast Classic - Wilmington, NC

Tulsa (3-1)

Home: 0-0 Away: 0-1 Neutral: 2-0
1954 Away Lost 51-61
1988 1Neutral Won 86-63
2015 2Away Won 83-62
2022 3Neutral Won 77-60
1 WKU Invite. - Bowling Green, Ky.
2 NIT second round
3 Myrtle Beach Invitational

Union (Ky.) (3-0)

Home: 0-0 Away: 0-0 Neutral: 3-0
1941 1Neutral Won 62-42
1946 2Neutral Won 62-26
1947 2Neutral Won 39-31
1 KIAC Tournament - Richmond, Ky.2
KIAC Tournament - Louisville, Ky.

Union (Tenn.) (29-3)

Home: 16-2 Away: 13-1 Neutral: 0-0
1926 Home Lost 15-16
1926 Home Won 27-13
1927 Home Lost 22-33
1927 Away Won 31-22
1928 Away Won 44-25
1931 Home Won 39-28
1931 Away Won 37-24
1932 Home Won 70-20
1932 Away Won 42-25
1933 Away Won 50-29
1933 Home Won 52-30
1935 Home Won 52-23
1935 Away Lost 45-48
1936 Home Won 48-28
1936 Away Won 41-38
1936 Home Won 46-36
1937 Away Won 43-32
1937 Home Won 41-25
1938 Away Won 26-18
1938 Home Won 47-39
1939 Away Won 51-23
1939 Home Won 75-37
1940 Home Won 65-25
1940 Away Won 37-35
1941 Away Won 53-40
1941 Away Won 39-26
1942 Away Won 43-30
1942 Home Won 68-36
1952 Home Won 92-70
1952 Home Won 96-68
1958 Home Won 95-48
1959 Home Won 96-69

UNLV (0-3)

Home: 0-0 Away: 0-2 Neutral: 0-1
1976 Away Lost 77-104
1982 1Away Lost 61-87
2010 2Neutral Lost 55-69
1 NIT - Las Vegas, Nev.
2 76 Classic - Anaheim, Calif.

US International (1-0)

Home: 0-0 Away: 0-0 Neutral: 1-0
1990 1Neutral Won 103-55
1 US Air Classic - Dayton, Ohio

UT-Martin (57-7)

Home: 31-1 Away: 26-5 Neutral: 1-1 OVC: 55-6 OVC Tournament: 1-1
1979 Home Won 75-65
1981 Away Won 59-58
1993 #Home Won 92-66
1993 Away Won 100-74
1994 Home Won 99-70
1994 Away Won 80-77
1995 Away Won 81-68
1995 Home Won 107-75
1996 Away Won 80-68
1996 Home Won 87-81
1997 Away Won 80-68
1997 Home Won 88-69
1998 Away Won 67-56
1998 Home Won 94-66
1999 Home Won 87-58
1999 Away Lost 73-74
2000 Away Won 94-79
2000 Home Won 90-72
2001 Home Won 76-69
2001 Away Lost 80-73
2002 Home Won 90-76
2002 Away Won 92-74
2003 Home Won 93-75
2003 Away Won 80-59
2004 Home Won 94-70
2004 Away Won 77-44
2005 Away Won 96-70
2005 Home Won 80-56
2006 Away Won 79-73
2006 Home Won 81-63
2006 1Home Won 65-52
2007 Home Won 78-65
2007 Away Won 74-52
2008 Away Won 76-72
2008 Home Won 98-59
2009 Away Lost 71-75
2009 Home Won 74-59
2010 Home Won 83-59
2010 Away Won 77-45
2011 Away Won 66-54
2011 Home Won 92-75
2011 Home Won 78-54
2012 Away Won 65-58
2013 Away Won 73-62
2013 Home Lost 68-69
2014 Home Won 91-77
2014 Away Won 86-72
2015 Away Won 60-54
2015 Home Won 78-46
2016 Away Lost 59-63
2016 Home Won 79-55
2017 Home Won 94-86
2017 Away Lost 76-83
2017 2Neutral Lost 76-83
2018 Home Won 82-68
2018 Away Won 66-53

ALL-TIME OPPONENTS - SERIES

2019	Away	Won	98-77
2019	Home	Won	85-75
2020	Home	Won	89-76
2020	Away	Won	84-62
2021	Away	Won	79-57
2021	Home	Won	84-55
2022	Home	Won	74-66
2022	Away	Won	62-60

1st game vs MSU as OVC member
1 OVC Tourn. Quarter, Murray, Ky.
2 OVC Tourn. Semi, Nashville

Utah State (0-2)**Home: 0-0 Away: 0-0 Neutral: 0-2**

1985	1Neutral	Lost	74-75
1987	2Neutral	Lost	57-74

1 Illini Classic - Champaign, Ill.
2 Longhorn Classic - Austin, Texas

Valparaiso (1-3)**Home: 0-1 Away: 0-1 Neutral: 1-0**

1999	1Neutral	Won	78-58
2012	Home	Lost	64-66
2013	Away	Lost	74-77
2014	Neutral	Lost	58-93

1 Hoop & Quill Classic - St. Louis, Mo.

Vanderbilt (2-3)**Home: 1-1 Away: 0-2 Neutral: 1-0**

1931	Away	Lost	29-48
1940	Home	Lost	37-45
1946	Home	Won	53-34
1988	Away	Lost	57-74
2010	^Neutral	Won	66-65

^ NCAA Tournament, San Jose, Calif.

Villanova (0-3)**Home: 0-0 Away: 0-2 Neutral: 0-1**

1953	1Neutral	Lost	65-74
1955	Away	Lost	67-72
1970	Away	Lost	63-97

1 Kentucky Invit. Tourn. - Louisville, Ky.

Va. Commonwealth (0-2)**Home: 0-1 Away: 0-1 Neutral: 0-0**

1992	Home	Lost	90-91
1992	Away	Lost	77-83

Virginia Tech (1-0)**Home: 0-0 Away: 0-0 Neutral: 1-0**

2001	1Neutral	Won	66-63
------	----------	-----	-------

1 Jim Thorpe Classic - Louisville, Ky.

Wagner (1-0)**Home: 1-0 Away: 0-0 Neutral: 0-0**

2003	1Home	Won	92-68
------	-------	-----	-------

1 Pittsburgh Holiday Cl. - Murray, Ky.

Wake Forest (0-1)**Home: 0-1 Away: 0-0 Neutral: 0-0**

1983	1Home	Lost	80-87
------	-------	------	-------

1 NIT - Murray, Ky.

Washburn (1-0)**Home: 0-0 Away: 0-0 Neutral: 1-0**

1938	1Neutral	Won	33-24
------	----------	-----	-------

1 NAIB Tourn. - Kansas City, Mo.

Washington (Mo.) (2-0)**Home: 2-0 Away: 0-0 Neutral: 0-0**

1995	Home	Won	108-87
1997	Home	Won	98-66

Weber State (1-1)**Home: 0-0 Away: 0-0 Neutral: 1-1**

2015	1Neutral	Lost	59-75
2019	1Neutral	Won	69-68

1 Gulf Coast Showcase, Estero, Fla.

West Florida (3-0)**Home: 3-0 Away: 0-0 Neutral: 0-0**

2001	Home	Won	100-61
2002	Home	Won	87-66
2003	Home	Won	94-68

West Texas State (5-1)**Home: 2-1 Away: 1-0 Neutral: 2-0**

1950	1Neutral	Won	52-44
1952	2Neutral	Won	75-73
1955	Away	Won	101-76
1956	Home	Won	74-65
1956	Home	Won	88-66
1963	Home	Lost	74-79

1 Marshall Invit. - Huntington, WV

2 NAIB Tourn. - Kansas City, Mo.

West Virginia (0-1)**Home: 0-0 Away: 0-0 Neutral: 0-1**

2018	1Neutral	Lost	85-68
------	----------	------	-------

1 NCAA Tournament

West Virginia Tech (2-1)**Home: 2-1 Away: 0-0 Neutral: 0-0**

1981	Home	Won	84-67
1982	Home	Lost	75-84
1984	Home	Won	78-62

Western Carolina (1-0)**Home: 1-0 Away: 0-0 Neutral: 0-0**

1971	Home	Won	101-75
------	------	-----	--------

Western Illinois (3-0)**Home: 2-0 Away: 1-0 Neutral: 0-0**

1987	Home	Won	74-58
1988	Away	Won	78-68
1997	1Home	Won	106-67

1 Racer Thanksgiving Tournament

Western Kentucky (56-95)**Home: 35-29 Away: 13-58****Neutral: 8-9 OVC: 22-48**

1932	Home	Won	26-24
1932	Away	Won	38-26
1932	Away	Won	34-21
1932	1Neutral	Won	40-27
1933	Home	Lost	28-35
1933	Home	Won	42-20
1933	Away	Won	54-37
1933	2Neutral	Lost	17-30
1934	Home	Lost	20-25
1934	Away	Lost	24-30
1935	Away	Lost	29-32
1935	Home	Lost	24-44
1935	3Away	Lost	20-23
1936	Home	Won	31-15
1936	Away	Lost	31-55
1936	3Away	Lost	31-55
1936	1Neutral	Won	28-26
1937	Away	Lost	25-46
1937	Home	Won	31-26
1937	4Neutral	Lost	18-30
1937	5Away	Lost	32-37
1938	Away	Lost	26-29
1938	Home	Won	30-18
1938	4Neutral	Lost	23-35
1938	5Away	Lost	39-44

1939	Home	Lost	36-38
1939	Home	Lost	36-46
1940	Away	Lost	30-39
1940	Home	Won	36-30
1940	5Away	Lost	23-25
1941	Home	Lost	34-38
1941	Away	Won	38-34
1941	4Neutral	Won	41-32
1941	5Away	Lost	41-45
1942	Away	Lost	27-29
1942	Home	Won	43-37
1942	4Neutral	Lost	44-46
1943	Away	Lost	33-56
1943	Home	Won	41-28
1943	4Neutral	Lost	39-42
1944	Home	Lost	35-36
1944	Away	Lost	38-47
1945	Away	Lost	30-38
1945	Home	Lost	33-37
1946	Home	Won	55-27
1946	Away	Lost	41-66
1947	Away	Lost	32-66
1947	Home	Lost	47-54
1948	*Home	Lost	46-59
1948	Away	Lost	65-76
1949	Away	Lost	47-61
1949	##Home	Lost	54-73
1950	*Home	Won	58-52
1950	*Away	Lost	50-54
1950	*6Neutral	Lost	54-58
1951	*Away	Lost	58-65
1951	*Home	Won	77-70
1951	*6Neutral	Won	78-77
1952	*Home	Lost	64-77
1952	*Away	Lost	63-97
1952	*6Neutral	Lost	45-47
1953	*Away	Lost	57-62
1953	*Home	Won	77-67
1954	*Home	Lost	43-57
1954	*Away	Lost	68-104
1954	*7Neutral	Lost	89-98
1955	*Home	Lost	70-71
1955	*Away	Lost	80-85
1955	*6Neutral	Won	77-72
1955	*7Neutral	Won	74-69
1956	*Away	Lost	77-88
1956	*Home	Won	74-70
1957	*Home	Won	78-90
1957	*Away	Lost	58-60
1958	*Away	Won	57-55
1958	*Home	Lost	64-70
1959	*Away	Lost	77-87
1959	*Home	Lost	62-75
1960	*Home	Won	87-72
1960	*Away	Lost	57-65
1961	*Away	Lost	77-79
1961	*Home	Won	95-87
1962	*Home	Lost	61-72
1962	*Away	Lost	77-96
1963	*Away	Won	73-70
1963	*Home	Won	87-74
1964	*Home	Won	86-77
1964	*Away	Won	85-77
1964	*6Neutral	Won	77-68
1965	*Away	Lost	70-71
1965	*Home	Won	103-91
1966	*Home	Lost	84-101
1966	*Away	Lost	59-71
1966	*6Neutral	Lost	83-94
1967	*Away	Lost	79-88
1967	*Home	Won	75-69
1967	*8Neutral	Won	83-75
1968	*Away	Lost	78-79

1968	*Home	Lost	83-86
1969	*Away	Lost	82-84
1969	*Home	Won	89-79
1970	*Away	Lost	75-85
1970	*Home	Lost	75-77
1971	*Home	Won	73-71
1971	*Away	Lost	59-73
1972	*Home	Lost	70-71
1972	*Away	Lost	68-73
1973	*Home	Won	99-80
1973	*Away	Lost	66-67
1974	*Away	Lost	75-79
1974	*Home	Lost	69-76
1975	*Away	Lost	92-93
1975	*Home	Lost	91-96
1976	*Away	Lost	68-92
1976	*Home	Lost	68-70
1977	*Away	Won	89-87
1977	*Home	Lost	81-82
1978	*Away	Lost	75-91
1978	*Home	Lost	98-100
1979	*Home	Won	67-65
1979	*Away	Won	66-64
1980	*Away	Lost	48-68
1980	*Home	Lost	55-56
1980	*9Away	Lost	51-54
1981	*Home	Won	59-57
1981	*Away	Lost	44-66
1981	*9Away	Lost	67-71
1982	*Away	Lost	54-77
1982	O*Home	Won	63-60
1985	Home	Won	69-67
1986	Away	Lost	58-80
1988	Home	Lost	49-50
1988	Away	Lost	75-79
1989	Away	Won	66-64
1990	Home	Won	97-91
1991	Away	Lost	89-93
1997	Away	Won	86-75
1998	Home	Won	69-57
1999	Away	Lost	70-92
2000	Home	Won	83-81
2001	Away	Lost	77-101
2002	Home	Won	83-72
2003	Away	Won	100-95-2OT
2004	Home	Lost	72-82
2007	Away	Lost	63-87
2008	Home	Won	89-61
2009	Away	Lost	72-83
2010	Home	Won	69-60
2011	Away	Won	70-59
2012	Home	Won	75-70
2013	Away	Lost	64-71
2014	Home	Won	93-81

1st game as OVC members

O Final game as OVC members

1 SIAA Tournament - Jackson, Tenn. 2

KIC Tournament - Winchester, Ky. 3

KIAC Tourn. - Bowling Green, Ky.

4 KIAC Tourn. - Richmond, Ky.

5 SIAA Tournament - Bowling Green, Ky.

6 OVC Tourn. - Louisville, Ky. 7

Kentucky Invit Tourn. - Louisville, Ky.

8 OVC Tournament - Nashville, Tenn.

9 OVC Tourn. - Bowling Green, Ky.

* WKU competed as a member of the OVC from 1948 to 1982

Western Michigan (1-1)**Home: 1-0 Away: 0-1 Neutral: 0-0**

1995	Home	Won	98-88
1995	Away	Lost	71-83

ALL-TIME OPPONENTS - SERIES

West Virginia (0-1)**Home: 0-0 Away 0-0 Neutral: 0-1**2018 1Neutral Lost 68-85
1 NCAA Tourn. - San Diego, Calif.**Whitworth (1-0)****Home: 0-0 Away: 0-0 Neutral: 1-0**1952 1Neutral Won 81-69
1 NAIB Tournament - Kansas City, Mo.**Wichita State (0-1)****Home: 0-0 Away: 0-1 Neutral: 0-0**

1953 Away Lost 77-87

Will-Mayfield (6-6)**Home: 4-4 Away: 2-2 Neutral: 0-0**1926 Home Lost 14-31
1926 Home Lost 19-40
1927 Home Won 33-26
1927 Home Lost 26-36
1927 Away Won 36-34
1927 Away Lost 16-25
1928 Home Won 46-37
1928 Home Won 43-39
1930 Home Won 46-26
1930 Away Won 52-38
1931 Away Lost 22-41
1931 Home Lost 34-39**William & Mary (0-2)****Home: 0-0 Away: 0-0 Neutral: 0-2**1957 1Neutral Lost 66-76
1958 2Neutral Lost 62-64
1 Evansville Holiday Tournament
2 Gulf South Cl. - Shreveport, La.**William Jewell (1-0)****Home: 1-0 Away: 0-0 Neutral: 0-0**

1973 Home Won 119-88

William Penn (4-0)**Home: 3-0 Away: 1-0 Neutral: 0-0**1969 Home Won 112-71
1985 Home Won 78-53
1986 Home Won 79-50
1987 Away Won 97-49**Wisconsin-Green Bay (1-0)****Home: 0-0 Away: 0-0 Neutral: 1-0**2016 1Neutral Won 93-77
1 Bill Frack Tournament, Bowling Green, Ohio**Wisconsin-Milwaukee (1-0)****Home: 0-0 Away: 0-0 Neutral: 1-0**2015 Neutral Won 66-63
1 Gulf Coast Showcase, Estero, Fla.**Wisconsin-Parkside (1-0)****Home: 1-0 Away: 0-0 Neutral: 0-0**

1980 Home Won 62-53

Wisc.-Stevens Point (1-0)**Home: 1-0 Away: 0-0 Neutral: 0-0**

1985 Home Won 79-68

Wright State (2-4)**Home: 0-1 Away: 1-2 Neutral: 0-1**1990 Away Lost 76-79
2008 1Neutral Lost 41-57
2015 Away Lost 49-65
2016 Home Lost 62-77
2017 Away Won 80-61
2018 Home Won 73-54
1 San Juan Shootout, Puerto Rico**Xavier (Ohio) (0-4)****Home: 0-1 Away: 0-2 Neutral: 0-1**1953 1Neutral Lost 49-69
1954 Home Lost 64-70
1955 Away Lost 68-74
2014 Away Lost 62-89
1 Ky. Invit. Tourn. - Louisville, Ky.**Yale (1-1)****Home: 1-0 Away: 0-0 Neutral: 0-1**1978 1Neutral Lost 63-71
2014 2Home Won 65-57
1 Poinsettia Cl. - Greenville, SC
2 CollegeInsider.com Tournament**Youngstown State (10-4)****Home: 6-0 Away: 4-3 Neutral: 0-1**1981 Home Won 67-63
1982 Away Won 69-66
1983 Home Won 92-83
1983 Away Won 79-74
1984 Away Lost 57-59
1985 Home Won 66-62OT
1985 Away Lost 57-59
1986 Home Won 82-74
1986 Away Lost 66-68
1987 Away Won 61-58
1987 Home Won 77-68
1988 Away Won 87-62
1988 Home Won 71-64
1994 1Neutral Lost 48-53
1 U.S. Air Classic - Dayton, Ohio

ALL-TIME OPPONENTS - SERIES (MISSOURI VALLEY)

Belmont (12-13)

Home: 8-3 Away: 2-6 Neutral: 2-4
OVC: 5-8 OVC Tournament: 2-3
MVC: 1-0 MVC Tournament: 0-0

1986	Home	Won	94-92
1996	Home	Won	84-45
1997	Home	Won	79-59
1998	Away	Won	76-69
2007	1Neutral	Lost	67-84
2013	#Home	Won	79-74
2013	2Neutral	Lost	68-70 OT
2014	Away	Lost	96-99
2015	Home	Won	92-77
2015	3Neutral	Lost	87-88
2016	Away	Lost	73-81
2017	Home	Lost	69-81
2018	Away	Lost	79-72
2018	4Neutral	Won	68-51
2019	Home	Lost	66-79
2019	5Neutral	Won	77-65
2020	Home	Won	85-75
2020	Away	Lost	64-71
2020	6Neutral	Lost	75-76
2020	Away	Lost	55-68
2021	Home	Lost	71-72
2022	Away	Won	82-60
2022	Home	Won	76-43
2023	@Away	Lost	65-80
2023	Home	Won	83-82

1 Dr. Pepper Classic - Chattanooga
 # 1st game as OVC member
 @ 1st game as MVC member
 2 OVC Tourn. Finals - Nashville
 3 OVC Tourn. Finals - Nashville
 4 OVC Tourn. Finals - Evansville
 5 OVC Tourn. Finals - Evansville
 6 OVC Tourn. Finals - Evansville

Bradley (8-8)

Home: 3-1 Away: 5-6 Neutral: 1-0
MVC: 1-1 MVC Tournament: 0-0

1962	Away	Lost	78-79
1963	Home	Lost	78-85
1964	Away	Lost	74-76
1965	Away	Lost	64-78
1966	Away	Lost	85-108
1967	Away	Lost	78-83
1968	Home	Won	66-63
1969	Away	Won	72-60
1971	Away	Won	79-71
1971	Away	Won	75-71
1976	1Neutral	Won	83-80
1981	Away	Won	58-56
1982	Home	Won	90-67
1994	2Away	Lost	58-66
2023	@Home	Won	67-58
2023	Away	Lost	48-83

1 Las Vegas Classic - Las Vegas 2
 NIT - Peoria, Ill.
 @ 1st game as MVC member

Drake (2-4)

Home: 0-1 Away: 0-1 Neutral: 2-2
MVC: 0-2 MVC Tournament: 0-1

1938	1Neutral	Won	47-40
2014	2Neutral	Won	68-59
2019	3Neutral	Lost	53-63
2023	@Away	Lost	64-82
2023	Home	Lost	68-92
2023	4Neutral	Lost	62-74

1 NAIB Tourn. - Kansas City, Mo.
 2 Challenge in Music City - Nashville
 3 Gulfcoast Showcase-Estero, Fla.
 4 MVC Tournament - St. Louis, Mo.
 @ 1st game as MVC member

Evansville (28-13)

Home: 16-4 Away: 12-9 Neutral: 0-0
MVC: 2-0 MVC Tournament: 0-0

1943	Home	Won	60-36
1943	Away	Won	41-36
1945	Away	Won	54-42
1947	Home	Won	66-48
1947	Away	Won	66-44
1947	Home	Won	62-60
1948	Away	Lost	55-57
1949	Home	Won	56-54
1949	Away	Lost	51-68
1950	Home	Won	60-46
1950	Away	Lost	63-77
1951	Away	Won	70-66
1951	Home	Won	70-61
1951	Home	Won	82-60
1952	Home	Won	93-68
1952	Away	Won	80-79
1952	Home	Won	84-81
1953	Home	Won	94-88
1953	Away	Won	66-60
1971	Away	Lost	83-91
1978	Home	Lost	52-54
1981	Away	Lost	58-77
1984	Home	Won	58-50
1985	Away	Won	52-34
1987	Home	Won	83-72
1987	Away	Lost	70-76
1988	1Home	Lost	70-78
1989	Away	Lost	69-93
1991	Home	Lost	80-87
1992	Away	Won	87-78 OT
2002	Away	Won	76-58
2011	2Home	Won	72-47
2012	Away	Won	82-70
2013	Home	Won	65-63
2014	Away	Won	81-79
2015	Home	Lost	81-85 OT
2016	Away	Lost	46-78
2018	Home	Won	66-64
2019	Away	Lost	77-78 OT
2023	@Away	Won	78-61
2023	Home	Won	74-58

1 New Year's Eve
 2 ESPNU BracketBusters
 @ 1st game as MVC member

Illinois-Chicago (2-1)

Home: 2-0 Away: 0-1 Neutral: 0-0
MVC: 1-0 MVC Tournament: 0-0

2006	1Home	Won	72-68
2006	Away	Lost	68-74
2023	@Home	Won	81-64

1 ESPN Bracket Buster - Murray, Ky.
 @ 1st game as MVC member

Illinois State (8-1)

Home: 5-0 Away: 2-1 Neutral: 0-0
MVC: 2-0 MVC Tournament: 0-0

1971	Home	Won	85-74
2014	Home	Won	89-77
2015	Away	Lost	61-63
2016	Home	Won	73-70
2017	Away	Won	78-72
2020	Home	Won	76-65
2021	Away	Won	77-65
2023	@Home	Won	70-67 OT
2023	Away	Won	76-75

@ 1st game as MVC member
 @ MSU inaugural MVC game

Indiana State (4-8)

Home: 3-3 Away: 1-5 Neutral: 0-0
MVC: 1-1 MVC Tournament: 0-0

1945	Home	Won	54-45
1945	Away	Lost	42-47
1945	Home	Lost	42-44
1946	Away	Lost	48-66
1975	Away	Lost	77-84
1976	Home	Lost	68-69
2001	Away	Lost	66-74
2002	Home	Won	85-39
2008	1Home	Lost	62-79
2008	Away	Won	67-61
2023	Home	Won	82-73
2023	@Away	Lost	56-99

1 ESPN BracketBuster
 @ 1st game as MVC member

Missouri State (4-4)

Home: 2-0 Away: 1-3 Neutral: 1-1
MVC: 1-1 MVC Tournament: 0-0

1943	1Neutral	Won	72-44
1952	1Neutral	Lost	64-73
2011	2Away	Lost	76-89
2014	3Away	Won	66-63
2018	Home	Won	77-66
2019	Away	Lost	69-71
2023	@Home	Won	74-71
2023	Away	Lost	69-84

1 NAIB Tournament - Kansas City
 2 National Invitation Tournament
 3 CollegeInsider.com Tournament
 @ 1st game as MVC member

Northern Iowa (0-1)

Home: 0-0 Away: 0-1 Neutral: 0-0
MVC: 0-1 MVC Tournament: 0-0

2023	@Away	Lost	67-75
------	-------	------	-------

@ 1st game as MVC member

Southern Illinois (19-21)

Home: 11-8 Away: 5-12 Neutral: 3-1
MVC: 0-2 MVC Tournament: 0-0

1929	Home	Lost	37-46
1929	Away	Lost	26-28
1931	Away	Won	25-22
1931	Home	Won	35-31
1932	Away	Lost	34-38
1932	Home	Won	51-27
1943	1Neutral	Won	52-34
1944	Home	Won	50-36
1945	1Neutral	Won	51-38
1946	Home	Won	45-37
1947	2Neutral	Lost	58-71
1950	1Neutral	Won	76-61
1981	Away	Lost	71-65
1982	Home	Won	63-41
1984	Away	Won	66-60
1985	Home	Won	79-65
1986	Away	Lost	87-97
1987	Home	Lost	70-77
1989	Away	Lost	71-79
1989	Home	Lost	108-114 3OT
1990	Away	Won	83-77
1991	Home	Lost	98-109
1998	3Home	Won	65-62
2000	Away	Lost	79-94
2001	Home	Lost	63-67
2002	Away	Lost	56-85
2003	Home	Won	68-64
2004	Away	Lost	71-80
2005	Home	Lost	53-57
2006	Away	Lost	62-46
2013	Home	Won	73-65
2014	Away	Won	83-71
2015	Home	Lost	73-88
2016	Away	Lost	85-89 OT
2017	Home	Won	81-73
2018	Away	Won	80-52
2019	Home	Won	79-66
2020	Away	Lost	66-70
2022	@Home	Lost	57-63
2023	Away	Lost	64-68

1 Metropolis, Ill.
 2 Paducah, Ky.
 3 First game in RSEC
 @ 1st game as MVC member

Valparaiso (4-3)

Home: 1-1 Away: 1-1 Neutral: 2-1
MVC: 2-0 MVC Tournament: 1-0

1999	1Neutral	Won	78-58
2012	Home	Lost	64-66
2013	Away	Lost	74-77
2014	Neutral	Lost	58-93
2022	@Away	Won	77-70 OT
2023	Home	Won	77-76 OT
2023	2Neutral	Won	78-50

1 Hoop & Quill Classic - St. Louis, Mo.
 @ 1st game as MVC member
 2 MVC Tournament - St. Louis, Mo.

ALL-TIME RESULTS - SEASON BY SEASON

CARLISLE CUTCHIN (1925-1941)**Seasons: 17****Record: 256-92 (.737)****Home: 135-31****Away: 82-46****Neutral: 39-15****1925-26****Coach: Carlisle Cutchin****Record: 9-5****Home: 8-3 Away: 1-2 Neutral: 0-0**

Jan. 17	1Will-Mayfield	H	L	14-31
Jan. 18	Will-Mayfield	H	L	19-40
Jan. 23	Hall-Moody	H	W	27-25
Jan. 29	Union (Tenn.)	H	L	15-16
Jan. 30	Union (Tenn.)	H	W	27-13
Feb. 4	Goldbloom's Independ.	H	W	30-15
Feb. 9	Bethel (Tenn.)	H	W	39-24
Feb. 12	Lambuth	H	W	50-23
Feb. 13	Lambuth	H	W	37-27
Feb. 18	Bethel (Tenn.)	A	W	43-36
Feb. 19	Hall-Moody	A	L	17-47
Feb. 20	Lambuth	A	L	36-43
Feb. 26	Bethel (Ky.)	H	W	46-22
Feb. 27	Bethel (Ky.)	H	W	31-14

1 First game at Wilson Hall

1926-27**Coach: Carlisle Cutchin****Record: 11-9****Home: 7-4 Away: 4-5 Neutral: 0-0**

Dec. 15	Campbell's Independ.	H	L	27-44
Jan. 3	Union (Tenn.)	H	L	22-33
Jan. 5	Radio Specials	H	W	37-24
Jan. 6	Radio Specials	H	W	36-18
Jan. 7	Bethel (Ky.)	A	L	35-40
Jan. 8	Bethel (Ky.)	A	L	20-26
Jan. 14	Will-Mayfield	H	W	33-26
Jan. 15	Will-Mayfield	H	L	26-36
Jan. 22	Hall-Moody	H	L	34-47
Jan. 28	Lambuth	H	W	41-22
Jan. 29	Lambuth	H	W	39-25
Jan. 31	Will-Mayfield	A	W	36-34
Feb. 1	Will-Mayfield	A	L	16-25
Feb. 4	Bethel (Tenn.)	H	W	41-29

Feb. 5	1Bethel (Tenn.)	H	W	43-32
Feb. 11	Union (Tenn.)	A	W	31-22
Feb. 12	Lambuth	A	W	37-26
Feb. 19	Hall-Moody	A	L	27-39
Feb. 25	Bethel (Tenn.)	A	L	37-38
Feb. 26	Bethel (Tenn.)	A	W	36-16

1 Last game at Wilson Hall

1927-28**Coach: Carlisle Cutchin****Record: 8-9****Home: 5-4 Away: 3-5 Neutral: 0-0**

Jan. 6	Tennessee JC	A	L	26-48
Jan. 13	Bethel (Tenn.)	A	L	22-26
Jan. 14	1Allbrittons Indep.	H	W	47-23
Jan. 20	Bethel (Ky.)	H	L	22-35
Jan. 23	Bethel (Ky.)	A	W	50-23
Jan. 26	Union (Tenn.)	A	W	44-25
Jan. 27	Lambuth	A	L	24-32
Jan. 28	Bemis YMCA	A	L	26-57
Feb. 3	Will-Mayfield	H	W	46-37
Feb. 4	Will-Mayfield	H	W	43-39
Feb. 14	Bethel (Tenn.)	H	W	44-33
Feb. 18	Tennessee JC	H	L	30-34
Feb. 24	Lambuth	H	L	25-36
Feb. 25	Lambuth	H	W	33-22
NA	Hall-Moody	A	L	30-46
NA	Lambuth	H	L	17-24
NA	Arkansas Baptist	A	W	56-32

1 First game at Lovett Auditorium

1928-29**Coach: Carlisle Cutchin****Record: 12-8****Home: 8-5 Away: 4-3 Neutral: 0-0**

Jan. 3	Oleson Swedes	H	L	42-46
Jan. 8	Paducah Independents	H	L	41-44
Jan. 11	Bethel (Ky.)	H	W	35-32
Jan. 12	Bethel (Ky.)	H	W	44-26
Jan. 17	Tennessee JC	A	W	39-37
Jan. 18	West Tennessee	A	L	21-29
Jan. 19	Delta State	A	W	50-26
Jan. 25	Tennessee JC	H	W	48-27
Jan. 31	Delta State	A	W	45-22
Feb. 2	Southern Illinois	H	L	37-46

Feb. 4	Bethel (Tenn.)	A	W	45-19
Feb. 5	Bethel (Tenn.)	A	L	18-20
Feb. 8	Lambuth	H	W	62-19
Feb. 9	Lambuth	H	W	35-21
Feb. 12	Kentucky Utilities	H	W	58-38
Feb. 16	West Tennessee	H	L	30-38
Feb. 23	Southern Illinois	A	L	26-28
Mar. 4	#Bethel (Tenn.)	H	W	50-34
Mar. 5	#Tennessee JC	H	W	28-17
Mar. 5	#West Tennessee	H	L	31-33

Mississippi Valley Conf. Tournament, Murray, Ky.

1929-30**Coach: Carlisle Cutchin****Record: 19-2****Home: 10-0 Away: 5-2 Neutral: 4-0**


Jan. 3	Paducah All-Stars	H	W	55-15
Jan. 4	Paducah Jr. Ath. Club	H	W	48-29
Jan. 10	Bethel (Ky.)	H	W	41-25
Jan. 11	Bethel (Ky.)	H	W	35-22
Jan. 18	West Tennessee	H	W	42-26
Jan. 21	Sturgis EMBA	H	W	61-25
Jan. 24	Middle Tennessee	A	L	29-39
Jan. 25	Cumberland	A	W	42-30
Jan. 28	Tennessee JC	A	W	66-18
Jan. 29	Bethel (Tenn.)	H	W	63-28
Feb. 7	Caruthersville College	H	W	46-26
Feb. 8	Delta State	H	W	57-26
Feb. 13	Caruthersville Coll.	A	W	52-38
Feb. 14	West Tennessee	A	L	37-38
Feb. 15	Delta State	A	W	60-24
Feb. 20	Cumberland	H	W	60-30
Feb. 22	Lambuth	A	W	56-30
Mar. 3	*Tennessee JC	N	W	60-14
Mar. 3	*Delta State	N	W	34-22
Mar. 4	*Tennessee Tech	N	W	61-21
Mar. 4	*West Tennessee	N	W	36-31

Mississippi Valley Conf. Tournament, Memphis

1930-31**Coach: Carlisle Cutchin****Record: 12-7****Home: 9-2 Away: 3-4 Neutral: 0-1**

Dec. 11	Paducah Independents	H	L	33-38
Dec. 17	Oakland City	H	W	46-38
Jan. 6	Union (Tenn.)	H	W	39-28
Jan. 7	Vanderbilt	A	L	29-48
Jan. 13	Bethel (Tenn.)	H	W	40-23
Jan. 16	Union (Tenn.)	A	W	37-24
Jan. 17	Tennessee JC	H	W	53-33
Jan. 20	Lambuth	H	W	40-32
Jan. 23	Caruthersville Coll.	A	L	22-41
Jan. 31	Missouri Indians	H	W	58-20
Feb. 2	Southern Illinois	A	W	25-22
Feb. 3	SE Missouri	A	L	29-37
Feb. 6	Caruthersville College	H	L	34-39
Feb. 9	Tennessee Jr. C	A	W	70-37
Feb. 11	Delta State	H	W	44-27
Feb. 13	SE Missouri	H	W	45-41
Feb. 14	Southern Illinois	H	W	35-31
Feb. 17	Lambuth	A	L	5-71
Feb. 19	#Berea College	N	L	31-32

SIAA Tournament, Winchester, Ky.



MSU Archives

1927-28

ALL-TIME RESULTS - SEASON BY SEASON

1931-32**Coach: Carlisle Cutchin****Record: 17-3****Home: 10-0 Away: 6-1 Neutral: 1-2**

Dec. 9	Paducah Athletic Club	H	W	50-28
Jan. 6	Bethel (Tenn.)	H	W	61-20
Jan. 9	Southern Illinois	A	L	34-38
Jan. 14	Lambuth	H	W	76-41
Jan. 16	Union (Tenn.)	H	W	70-20
Jan. 18	Southern Illinois	H	W	51-27
Jan. 23	Middle Tennessee	H	W	63-18
Jan. 25	Western Kentucky	H	W	26-24
Jan. 29	Mississippi College	H	W	29-28
Feb. 1	Western Kentucky	A	W	38-26
Feb. 2	Western Kentucky	A	W	34-21
Feb. 5	Middle Tennessee	A	W	36-22
Feb. 6	Tennessee Tech	A	W	29-19
Feb. 12	Union (Tenn.)	A	W	42-25
Feb. 15	Transylvania	H	W	75-22
Feb. 18	Tennessee Tech	H	W	44-36
Feb. 22	Bethel (Tenn.)	A	W	52-12
Mar. 2	#Western Kentucky	N	W	40-27
Mar. 3	#@Millsaps	N	L	37-47
Mar. 4	#Louisiana Normal	N	L	37-61

SIAA Tournament, Jackson, Tenn.

1932-33**Coach: Carlisle Cutchin****Record: 14-6****Home: 8-2 Away: 4-2 Neutral: 2-2**

Dec. 7	Egyptian Ramblers	H	W	67-33
Dec. 13	Bemis YMCA	H	W	65-37
Jan. 5	Lambuth	H	W	85-38
Jan. 10	Mississippi College	A	W	55-36
Jan. 11	Millsaps	A	W	43-40
Jan. 12	Southwestern	A	L	46-47
Jan. 13	Union (Tenn.)	A	W	50-29
Jan. 20	Western Kentucky	H	L	28-35
Jan. 21	Western Kentucky	H	W	42-20
Jan. 27	Tennessee Tech	H	W	51-41
Jan. 28	Middle Tennessee	H	W	77-27
Feb. 3	Millsaps	H	W	55-34
Feb. 4	Union (Tenn.)	H	W	52-30
Feb. 10	Tennessee Tech	A	L	35-36
Feb. 11	Middle Tennessee	H	L	22-23
Feb. 18	Western Kentucky	A	W	54-37
Feb. 23	\$Centre College	N	W	34-31
Feb. 24	\$Louisville	N	W	57-40
Feb. 25	\$Western Kentucky	N	L	17-30
Feb. 28	#Tennessee Tech	N	L	48-53

\$ KIC Tournament, Winchester, Ky.
SIAA Tournament, Jackson, Tenn.

1933-34**Coach: Carlisle Cutchin****Record: 11-6****Home: 5-2 Away: 5-4 Neutral: 1-0**

Dec. 19	Lambuth	H	W	35-34
Jan. 6	Mississippi College	H	L	28-31
Jan. 9	Bethel (Tenn.)	H	W	54-25
Jan. 12	Middle Tennessee	A	W	51-34
Jan. 13	Tennessee Tech	A	W	40-26
Jan. 16	Bethel (Tenn.)	A	W	65-26
Jan. 20	Lambuth	A	L	29-31
Jan. 23	Western Kentucky	H	L	20-25
Jan. 29	Berea College	A	L	23-28

Jan. 30	Eastern Kentucky	A	W	37-27
Feb. 1	Morehead State	A	W	47-22
Feb. 6	Western Kentucky	A	L	24-30
Feb. 7	Middle Tennessee	H	W	39-36
Feb. 10	Tennessee Tech	H	W	43-38
Feb. 14	Howard (Ala.)	H	W	41-26
Feb. 23	#Georgetown (Ky.)	N	W	46-18
Feb. 24	#Louisville	N	L	18-28

KIAC Tournament, Louisville, Ky.

1934-35**Coach: Carlisle Cutchin****Record: 18-6****Home: 10-1 Away: 5-4 Neutral: 3-1**

Dec. 14	Cairo AUS	H	W	61-14
Jan. 4	Union (Tenn.)	H	W	52-23
Jan. 5	West Tennessee	H	W	63-18
Jan. 8	Howard (Ala.)	H	W	45-34
Jan. 10	Lambuth	A	L	23-36
Jan. 12	Western Kentucky	A	L	29-32
Jan. 17	Berea College	H	W	53-27
Jan. 18	Tennessee Tech	H	W	46-32
Jan. 25	Middle Tennessee	A	W	42-31
Jan. 26	Tennessee Tech	A	W	29-23
Jan. 28	Eastern Kentucky	H	W	47-25
Feb. 1	Millsaps	H	W	55-22
Feb. 2	Union (Tenn.)	A	L	45-48
Feb. 4	Lambuth	H	W	28-24
Feb. 7	West Tennessee	A	W	47-32
Feb. 8	Millsaps	A	W	28-20
Feb. 9	Mississippi College	A	W	43-26
Feb. 12	Western Kentucky	H	L	24-44
Feb. 15	Middle Tennessee	H	W	33-28
Feb. 21	\$Kentucky Wesleyan	N	W	20-18
Feb. 22	\$Centre College	N	W	25-22
Feb. 23	\$Transylvania	N	W	39-17
Feb. 23	\$Western Kentucky	A	L	20-23
Mar. 2	#Centenary	N	L	28-38

\$ KIAC Tournament, Bowling Green, Ky.
SIAA Tournament, Jackson, Tenn.

1935-36**Coach: Carlisle Cutchin****Record: 23-2****Home: 10-0 Away: 8-2 Neutral: 5-0**

Jan. 3	Mississippi College	H	W	41-32
Jan. 9	Middle Tennessee	A	W	57-31
Jan. 10	Tennessee Tech	A	W	50-30
Jan. 15	Western Kentucky	H	W	31-15
Jan. 17	Maryville College	H	W	45-31
Jan. 18	Union (Tenn.)	H	W	48-28
Jan. 21	Union (Tenn.)	A	W	41-38
Jan. 24	West Tennessee	A	W	51-14
Jan. 25	Arkansas State	A	W	28-20
Jan. 27	Middle Tennessee	H	W	48-26
Jan. 30	Tennessee Tech	H	W	50-27
Feb. 3	Berea College	A	W	45-25
Feb. 4	Eastern Kentucky	H	W	39-28
Feb. 5	Morehead State	A	W	33-17
Feb. 6	Georgetown (Ky.)	A	W	39-25
Feb. 12	Louisiana College	H	W	56-23
Feb. 15	Western Kentucky	A	L	23-29
Feb. 18	Union (Tenn.)	H	W	46-36
Feb. 22	West Tennessee	H	W	45-26
Feb. 27	\$Louisville	N	W	28-24
Feb. 28	\$Western Kentucky	A	L	31-55
Mar. 6	#Howard (Ala.)	N	W	51-49
Mar. 7	#Louisville	N	W	46-26
Mar. 9	#Louisiana Normal	N	W	40-32
Mar. 10	#Western Kentucky	N	W	28-26

\$ KIAC Tournament, Bowling Green, Ky.
SIAA Tournament, Jackson, Tenn.

1936-37**Coach: Carlisle Cutchin****Record: 22-3****Home: 10-0 Away: 7-2 Neutral: 5-1**

Dec. 5	*Heath Independents	H	W	47-18
Dec. 11	Arkansas State	H	W	48-27
Dec. 15	Carter Shoe Company	H	W	53-26
Jan. 7	Tennessee Tech	H	W	40-20
Jan. 8	Mississippi College	H	W	42-27
Jan. 13	West Tennessee	A	W	33-30
Jan. 14	Millsaps	A	W	49-28
Jan. 15	Mississippi College	A	W	33-30
Jan. 16	Delta State	A	W	52-32



1936-37

MSU Archives

ALL-TIME RESULTS - SEASON BY SEASON



1938-39

Jan. 19	Middle Tennessee	H	W	46-17
Jan. 20	Union (Tenn.)	A	W	43-32
Feb. 2	West Tennessee	H	W	35-19
Feb. 6	Western Kentucky	A	L	25-46
Feb. 9	Union (Tenn.)	H	W	41-25
Feb. 11	Western Kentucky	H	W	31-26
Feb. 12	1Mexico City YMCA	H	W	46-28
Feb. 18	Tennessee Tech	A	W	35-25
Feb. 19	Middle Tennessee	A	W	50-32
Feb. 26	#Georgetown (Ky.)	N	W	48-30
Feb. 27	#Berea College	N	W	24-23
Feb. 27	#Western Kentucky	N	L	18-30
Mar. 8	\$Louisiana Normal	N	W	45-24
Mar. 9	\$Tennessee Tech	N	W	36-23
Mar. 10	\$Morehead State	N	W	44-40
Mar. 10	\$Western Kentucky	A	L	32-37

* Played at Paducah, Ky.

KIAC Tournament, Richmond, Ky.

\$ SIAA Tournament, Bowling Green, Ky.

1 Last game at Lovett Auditorium

1937-38

Coach: Carlisle Cutchin

Record: 27-4

Home: 11-0 Away: 8-2 Neutral: 8-2

Dec. 9	1Missouri All-Stars	H	W	44-27
Dec. 16	*New York Shamrocks	N	W	37-35
Dec. 21	Arkansas	H	W	43-40
Jan. 7	West Tennessee	H	W	42-16
Jan. 14	Tennessee Tech	A	W	28-21
Jan. 15	Middle Tennessee	A	W	66-36
Jan. 19	Middle Tennessee	H	W	45-31
Jan. 20	Delta State	H	W	51-36
Jan. 22	Western Kentucky	A	L	26-29
Jan. 29	Eastern Kentucky	H	W	53-42
Jan. 31	West Tennessee	A	W	68-35
Feb. 1	Union (Tenn.)	A	W	26-18
Feb. 5	Western Kentucky	H	W	30-18
Feb. 7	Berea College	A	W	75-36
Feb. 8	Eastern Kentucky	A	W	32-17
Feb. 9	Morehead State	A	W	24-18
Feb. 12	Millsaps	H	W	64-43
Feb. 15	Union (Tenn.)	H	W	47-39
Feb. 17	Morehead State	H	W	54-27
Feb. 19	Tennessee Tech	H	W	41-33

Feb. 25	#Eastern Kentucky	A	W	54-37
Feb. 26	#Georgetown (Ky.)	N	W	26-24
Feb. 26	#Western Kentucky	N	L	23-35
Mar. 4	\$Presbyterian College	N	W	37-24
Mar. 5	\$Centenary	N	W	41-40
Mar. 5	\$Western Kentucky	A	L	39-44
Mar. 8	%Drake	N	W	47-40
Mar. 9	%Maryville College	N	W	38-30
Mar. 10	%New Mexico	N	W	30-29
Mar. 11	%Roanoke	N	L	29-35
Mar. 12	%Washburn	N	W	33-24

* Played at Cairo, Ill.

KIAC Tournament, Richmond, Ky.

\$ SIAA Tournament, Bowling Green, Ky.

% NAIB Tournament, Kansas City, Mo.

1 First game at Carr Health Building

1938-39

Coach: Carlisle Cutchin

Record: 13-8

Home: 7-3 Away: 4-2 Neutral: 2-3

Jan. 6	Transylvania	H	L	32-42
Jan. 7	Arkansas College	H	W	28-25
Jan. 10	Union (Tenn.)	A	W	51-23
Jan. 14	Western Kentucky	H	L	36-38
Jan. 19	Delta State	H	W	37-35
Jan. 20	Middle Tennessee	A	W	48-37
Jan. 21	Tennessee Tech	A	W	29-28
Jan. 27	Union (Tenn.)	H	W	75-37
Jan. 28	West Tennessee	H	W	66-31
Feb. 2	Tennessee Tech	H	W	37-26
Feb. 4	Western Kentucky	H	L	36-46
Feb. 9	Arkansas College	A	L	47-56
Feb. 10	West Tennessee	A	W	40-35
Feb. 11	Delta State	A	L	34-55
Feb. 15	Middle Tennessee	H	W	76-49
Feb. 18	Alabama State	H	W	42-30
Feb. 24	\$Georgetown (Ky.)	N	W	36-22
Feb. 25	\$Morehead State	N	L	37-44
Mar. 3	#Louisiana Normal	N	L	41-43
Mar. 14	%Jordan College	N	W	43-35
Mar. 15	%Manchester College	N	L	40-42

\$ KIAC Tournament, Richmond, Ky.

SIAA Tournament, Bowling Green, Ky.

% NAIB Tournament, Kansas City, Mo.

1939-40

Coach: Carlisle Cutchin

Record: 14-9

Home: 8-3 Away: 5-5 Neutral: 1-1

Dec. 8	Culver-Stockton	H	L	23-32
Dec. 13	SE Missouri	H	W	49-41
Jan. 4	SE Missouri	A	W	42-40
Jan. 6	Vanderbilt	H	L	37-45
Jan. 11	Delta State	A	L	28-39
Jan. 12	Conway State	A	W	33-22
Jan. 13	West Tennessee	A	L	32-35
Jan. 18	Union (Tenn.)	H	W	65-25
Jan. 20	Western Kentucky	A	L	30-39
Jan. 23	West Tennessee	H	W	66-34
Jan. 26	Conway State	H	W	44-15
Jan. 27	Morehead State	H	W	37-25
Feb. 1	Middle Tennessee	A	W	40-33
Feb. 2	Tennessee Tech	A	L	35-37
Feb. 3	Alabama State	A	W	58-48
Feb. 7	Tennessee Tech	H	W	57-21
Feb. 10	Western Kentucky	H	W	36-30
Feb. 15	Delta State	H	L	33-39
Feb. 17	Middle Tennessee	H	W	60-42
Feb. 17	Union (Tenn.)	A	W	37-35
Feb. 23	\$Morehead State	N	L	39-41
Mar. 1	#Alabama State	N	W	56-40
Mar. 2	#@Western Kentucky	A	L	23-25

\$ KIAC Tournament, Richmond, Ky.

SIAA Tournament, Bowling Green, Ky.

1940-41

Coach: Carlisle Cutchin

Record: 26-5

Home: 9-2 Away: 9-2 Neutral: 8-1

Dec. 14	SE Missouri	H	W	41-28
Dec. 19	Arkansas	H	L	30-52
Jan. 4	SE Missouri	A	W	38-32
Jan. 8	Alabama State	H	W	54-32
Jan. 10	Middle Tennessee	A	W	64-37
Jan. 11	Tennessee Tech	A	W	30-29
Jan. 15	Arkansas State	H	W	63-22
Jan. 16	Union (Tenn.)	A	W	53-40
Jan. 18	Western Kentucky	H	L	34-38
Jan. 21	Mississippi State	H	W	56-36
Jan. 25	Tennessee Tech	H	W	66-26
Jan. 30	Delta State	H	W	49-44
Feb. 1	Firestone Rubber	H	W	51-48
Feb. 4	Union (Tenn.)	A	W	39-26
Feb. 7	Middle Tennessee	H	W	51-22
Feb. 8	Western Kentucky	A	W	38-34
Feb. 13	Arkansas State	A	W	47-29
Feb. 14	West Tennessee	A	W	52-45
Feb. 15	Delta State	A	L	45-49
Feb. 21	West Tennessee	H	W	55-31
Feb. 28	*Eastern Kentucky	A	W	64-40
Mar. 1	*Western Kentucky	N	W	41-32
Mar. 1	*Union (Ky.)	N	W	62-42
Mar. 7	#Presbyterian College	N	W	52-41
Mar. 8	#Louisiana Lafayette	N	W	52-33
Mar. 8	#Western Kentucky	A	L	41-45
Mar. 11	%Oregon College	N	W	68-46
Mar. 12	%Alma College	N	W	52-33
Mar. 13	%Maryville College	N	W	46-43
Mar. 14	%Santa Barbara	N	W	35-33

ALL-TIME RESULTS - SEASON BY SEASON

Mar. 15 %San Diego State N L 34-36
 * K IAC Tournament, Richmond, Ky.
 # S IAA Tournament, Bowling Green, Ky.
 % NAIB Tournament, Kansas City, Mo.

RICE MOUNTJOY (1941-1942)**Seasons: 1****Record: 18-4 (.818)****Home: 8-1****Away: 8-1****Neutral: 2-2****1941-42****Coach: Rice Mountjoy****Record: 18-4****Home: 8-1 Away: 8-1 Neutral: 2-2**

Dec. 12	SE Missouri	H	L	25-36
Dec. 15	Southwest Kansas	H	W	38-36
Dec. 18	Austin Peay	A	W	53-43
Dec. 20	Mississippi College	H	W	53-49
Jan. 5	*Illinois Wesleyan	N	W	49-39
Jan. 6	SE Missouri	A	W	58-56
Jan. 12	Middle Tennessee	H	W	44-33
Jan. 17	Western Kentucky	A	L	27-29
Jan. 20	Union (Tenn.)	H	W	46-31
Jan. 22	Tennessee Tech	H	W	35-32
Jan. 24	Union (Tenn.)	A	W	43-30
Jan. 31	Delta State	H	W	53-38
Feb. 2	#Morehead State	N	W	56-44
Feb. 3	Morehead State	A	W	44-40
Feb. 7	Western Kentucky	H	W	43-37
Feb. 10	Union (Tenn.)	H	W	68-36
Feb. 13	Middle Tennessee	A	W	52-28
Feb. 14	Tennessee Tech	A	W	63-23
Feb. 20	West Tennessee	A	W	70-37
Feb. 21	Delta State	A	W	46-43
Feb. 26	\$Western Kentucky	N	L	44-46
Mar. 9	%East Central State	N	L	45-46

* Played at Paducah, Ky.

Played at Mt. Sterling, Ky.

\$ K IAC Tournament, Richmond, Ky.

% NAIB Tournament, Kansas City, Mo.

JOHN MILLER (1942-1948)**Seasons: 6****Record: 74-60 (.552)****Home: 39-18****Away: 20-31****Neutral: 15-11****1942-43****Coach: John Miller****Record: 21-5****Home: 11-0 Away: 4-2 Neutral: 6-3**

Dec. 12	SE Missouri	H	W	32-30
Dec. 17	Austin Peay	A	W	59-25
Jan. 1	*Southern Illinois	N	W	52-34
Jan. 7	SE Missouri	A	L	42-46
Jan. 8	Tennessee Tech	H	W	43-33
Jan. 9	Tennessee Tech	H	W	60-37
Jan. 13	Evansville	H	W	60-36
Jan. 20	Western Kentucky	A	L	33-56
Jan. 22	Camp Campbell	H	W	56-44
Jan. 26	Evansville	A	W	41-36
Jan. 29	Camp Tyson	H	W	63-26
Feb. 3	Austin Peay	H	W	56-26

Feb. 5	Tennessee Tech	A	W	50-43
Feb. 6	Tennessee Tech	A	W	47-25
Feb. 12	Morehead State	H	W	54-50
Feb. 13	#Morehead State	N	W	56-37
Feb. 17	Western Kentucky	H	W	41-28
Feb. 20	Howard (Ala.)	H	W	48-43
Feb. 22	Howard (Ala.)	H	W	38-36
Feb. 26	\$Centre College	N	W	69-42
Feb. 27	\$Western Kentucky	N	L	39-42
Mar. 8	%Springfield College	N	W	72-44
Mar. 10	%Southwest Kansas	N	W	44-42
Mar. 11	%Pepperdine	N	W	44-38
Mar. 12	%SE Missouri	N	L	36-38
Mar. 13	%North Texas	N	L	55-58

* Played at Metropolis, Ill.

Played at Mayfield, Ky.

\$ K IAC Tournament, Richmond, Ky.

% N ICA Tournament, Kansas City, Mo.

1943-44**Coach: John Miller****Record: 5-9****Home: 3-3 Away: 2-6 Neutral: 0-0**

Dec. 11	SE Missouri	H	L	29-36
Dec. 18	SE Missouri	A	L	32-38
Jan. 7	Morehead State	A	L	47-61
Jan. 8	Marshall	A	L	37-52
Jan. 12	Smyrna AAB	H	W	66-46
Jan. 15	SE Missouri	H	L	34-41
Jan. 22	Western Kentucky	H	L	35-36
Jan. 25	Morehead State	H	W	34-30
Jan. 28	Tennessee Tech	A	W	53-40
Jan. 29	Smyrna AAB	A	L	33-41
Feb. 5	Western Kentucky	A	L	38-47
Feb. 12	SE Missouri	A	L	45-61
Feb. 18	Marshall	H	W	65-43
Feb. 19	Tennessee Tech	A	W	56-29

1944-45**Coach: John Miller****Record: 12-10****Home: 6-4 Away: 3-6 Neutral: 3-0**

Dec. 5	Arkansas State	A	W	56-20
Dec. 9	Southern Illinois	H	W	50-36
Dec. 15	Arkansas State	H	W	76-21
Dec. 22	#Loras College	N	W	39-38
Dec. 23	#Morehead State	N	W	54-34
Dec. 23	#Eastern Illinois	N	W	37-29
Jan. 5	Smyrna AAB	H	L	41-46
Jan. 11	Morehead State	A	L	50-57
Jan. 12	Marshall	A	L	54-58
Jan. 13	Eastern Kentucky	A	L	43-62
Jan. 17	Western Kentucky	A	L	30-38
Jan. 20	Berea College	H	W	54-39
Jan. 23	SE Missouri	A	W	43-37
Jan. 27	Indiana State	H	W	54-45
Jan. 31	Marshall	H	W	34-33
Feb. 3	Eastern Kentucky	H	L	45-47
Feb. 10	Western Kentucky	H	L	33-37
Feb. 14	Evansville	A	W	54-42
Feb. 15	Indiana State	A	L	42-49
Feb. 17	SE Missouri	H	L	34-38
Feb. 21	Morehead State	H	W	39-38
Feb. 24	Tennessee	A	L	38-57

Mid-West Tournament, Terre Haute, Ind.

1945-46**Coach: John Miller****Record: 10-13****Home: 6-4 Away: 2-7 Neutral: 2-2**

Nov. 27	Memphis NATTC	H	L	29-55
Dec. 1	Louisville	A	L	42-52
Dec. 7	Indiana State	H	L	42-44
Dec. 8	*Southern Illinois	N	W	51-38
Dec. 12	SE Missouri	H	W	35-34
Dec. 15	Concordia Seminary	A	L	41-51
Dec. 28	#Eastern Illinois	N	L	44-46
Jan. 3	Marshall	H	W	63-40
Jan. 5	Southern Illinois	H	W	45-37
Jan. 10	Morehead State	A	W	50-47
Jan. 11	Eastern Kentucky	A	L	66-71
Jan. 14	+DePaul	N	L	43-65
Jan. 19	Western Kentucky	H	W	55-27
Jan. 22	Memphis NATTC	A	L	57-62
Jan. 26	Louisville	H	W	54-43
Jan. 28	Morehead State	H	L	53-60
Feb. 1	Eastern Kentucky	H	L	42-49
Feb. 2	SE Missouri	A	W	46-42
Feb. 4	Indiana State	A	L	48-66
Feb. 9	Western Kentucky	A	L	41-66
Feb. 16	Vanderbilt	H	W	53-34
Feb. 22	%Union (Ky.)	N	W	62-26
Feb. 23	%Louisville	A	L	56-60

* Played at Metropolis, Ill.

Mid-West Tournament, Terre Haute, Ind.

+ Played at Paducah, Ky.

% K IAC Tournament, Louisville, Ky.

1946-47**Coach: John Miller****Record: 14-11****Home: 7-3 Away: 5-5 Neutral: 2-3**

Nov. 26	Camp Campbell	H	W	86-18
Dec. 3	Arkansas State	H	W	67-26
Dec. 5	Delta State	A	W	55-43
Dec. 10	SE Missouri	H	L	44-47
Dec. 11	*Texas A&M	N	W	49-46
Dec. 13	#Arkansas All-Stars	N	L	35-37
Dec. 14	Arkansas State	A	W	59-43
Dec. 18	Louisville	A	W	56-45
Dec. 20	Marshall	A	L	59-68
Jan. 4	Evansville	H	W	66-48
Jan. 9	Eastern Kentucky	A	L	52-57
Jan. 10	Morehead State	A	W	58-53
Jan. 13	*DePaul	N	L	47-50
Jan. 17	Delta State	H	W	49-45
Jan. 20	Eastern Kentucky	H	W	45-43
Jan. 23	Evansville	A	W	66-44
Jan. 25	Tennessee Tech	A	L	47-58
Jan. 28	Louisville	H	L	51-56
Feb. 1	Western Kentucky	A	L	32-66
Feb. 3	Morehead State	H	W	66-46
Feb. 8	Western Kentucky	H	L	47-54
Feb. 11	SE Missouri	A	L	51-53
Feb. 15	Tennessee Tech	H	W	48-42
Feb. 20	+Union (Ky.)	N	W	39-31
Feb. 21	+Eastern Kentucky	N	L	50-59

* Played at Paducah, Ky.

Played at Jonesboro, Ark.

+ K IAC Tournament, Louisville, Ky.

ALL-TIME RESULTS - SEASON BY SEASON

1947-48

Coach: John Miller

Record: 12-12

Home: 6-4 Away: 4-6 Neutral: 2-2

Dec. 4	Evansville	H	W	62-60
Dec. 9	*Southern Illinois	N	L	58-71
Dec. 12	Delta State	H	L	49-56
Dec. 15	Arkansas State***	A	W	49-40
Dec. 22	Eastern Kentucky	H	L	43-46
Jan. 1	#Northeast Missouri	N	L	46-49
Jan. 7	Memphis State	H	W	61-43
Jan. 10	Louisville	A	W	52-51
Jan. 15	Tennessee Tech	H	W	76-46
Jan. 17	Eastern Kentucky	A	L	42-51
Jan. 19	Morehead State	A	W	70-60
Jan. 22	Evansville	A	L	55-57
Jan. 24	Morehead State	H	W	70-53
Jan. 30	Memphis State	A	L	37-46
Jan. 31	Delta State	A	L	53-61
Feb. 3	Marshall	H	W	65-53
Feb. 7	Western Kentucky	H	L	46-59
Feb. 10	Arkansas State	H	W	77-54
Feb. 14	Western Kentucky	A	L	65-76
Feb. 18	Tennessee Tech	A	W	48-46
Feb. 21	Louisville	H	L	50-61
Feb. 26	+Centre College	N	W	67-34
Feb. 27	+Louisville	A	L	58-81
Feb. 28	+Eastern Kentucky	N	W	78-77

*Played at Paducah, Ky.

Mid-West Tournament, Terre Haute, Ind.

+ KIAC Tournament, Louisville, Ky.

*** Miller coached first three games (1-2)

Cutchin coached the rest of the season (11-10)

HARLAN HODGES (1948-1954)

Seasons: 6

Record: 105-65 (.597)

Home: 56-13

Away: 35-44

Neutral: 17-10

OVC: 40-25



1948-49

(OVC FIRST SEASON)

Coach: Harlan Hodges

Record: 13-12

OVC: 4-5 (6th)

OVC Tournament: Quarterfinals

Home: 8-3 Away: 5-7 Neutral: 0-2

Dec. 3	Kentucky Wesleyan	H	W	56-49
Dec. 4	Austin Peay	A	W	66-49
Dec. 8	SE Missouri	A	W	55-51
Dec. 10	Middle Tennessee	H	W	68-50
Dec. 11	Tennessee Tech	A	W	75-58
Dec. 16	Austin Peay	H	W	60-52
Dec. 17	Delta State	H	W	65-33
Dec. 29	*Connecticut Teachers	N	L	53-56
Jan. 5	Middle Tennessee	A	W	43-38
Jan. 8	Eastern Kentucky	H	L	42-65
Jan. 11	Evansville	H	W	56-54
Jan. 13	Tennessee Tech	H	W	67-53
Jan. 15	Eastern Kentucky	A	L	40-43
Jan. 17	Marshall	A	L	78-82
Jan. 18	Morehead State	A	L	54-70
Jan. 22	Morehead State	H	W	86-59
Jan. 25	SE Missouri	A	W	68-55
Jan. 28	Louisville	A	L	63-83
Feb. 2	Memphis State	H	W	56-52
Feb. 5	Western Kentucky	A	L	47-61
Feb. 8	Louisville	H	L	59-66
Feb. 10	Evansville	A	L	51-68
Feb. 14	Western Kentucky	H	L	54-73
Feb. 16	Memphis State	A	L	60-62
Feb. 23	#Eastern Kentucky	N	L	41-73

* Mid-West Tournament, Terre Haute, Ind.

Ohio Valley Tournament, Louisville, Ky.

1949-50

Coach: Harlan Hodges

Record: 18-13

OVC: 5-7 (5th)

OVC Tournament: Semifinals

Home: 10-2 Away: 7-8 Neutral: 1-3

Nov. 29	Illinois College	H	W	80-42
Dec. 3	Delta State	A	L	49-50
Dec. 7	Tennessee Tech	H	W	96-71
Dec. 10	Marshall	A	L	57-60

Dec. 12	Morehead State	A	L	63-65
Dec. 14	Austin Peay	H	W	87-46
Dec. 19	Illinois Wesleyan	A	W	69-62
Dec. 20	Beloit College	A	L	30-38
Dec. 27	Loyola (La.)	A	W	65-46
Dec. 28	Spring Hill College	A	W	79-66
Dec. 30	Brooklyn College	H	W	72-50
Jan. 4	Evansville	H	W	60-46
Jan. 9	Eastern Kentucky	A	L	50-59
Jan. 14	Western Kentucky	H	L	52-58
Jan. 17	Tennessee Tech	A	W	59-57
Jan. 18	Middle Tennessee	A	W	79-36
Jan. 21	Morehead State	H	W	75-46
Jan. 26	Evansville	A	L	63-77
Jan. 28	Delta State	H	W	58-48
Feb. 1	Marshall	H	W	70-65
Feb. 4	Middle Tennessee	H	W	100-59
Feb. 6	Eastern Kentucky	H	L	52-58
Feb. 11	Western Kentucky	A	L	50-54
Feb. 14	Seton Hall	A	W	56-52
Feb. 15	Brooklyn College	A	L	63-66
Feb. 16	Connecticut State	A	W	62-58
Feb. 20	Memphis State	H	W	64-57
Feb. 24	*Morehead State	N	W	75-60
Feb. 25	*Western Kentucky	N	L	54-58
Feb. 25	*Marshall	N	L	64-68
Mar. 13	#Central Washington	N	L	55-61

* OVC Tournament, Louisville, Ky.

NAIB Tournament, Kansas City, Mo.

1950-51

Coach: Harlan Hodges

Record: 21-6

OVC: 9-3 Champion

OVC Tournament: Champion

Home: 10-1 Away: 5-5 Neutral: 6-0

Dec. 1	Southeastern Louisiana	H	W	86-44
Dec. 6	Tennessee Tech	H	W	74-53
Dec. 9	@Memphis State	A	W	71-51
Dec. 11	New Mexico A&M	H	W	65-55
Dec. 14	*Marshall	A	W	73-54
Dec. 15	*West Texas	N	W	52-44
Dec. 18	High Point	H	W	81-39
Dec. 20	Beloit College	H	W	80-78
Dec. 21	#Texas Tech	N	W	66-52
Dec. 29	+Southern Illinois	N	W	76-61
Jan. 3	Evansville	A	W	70-66
Jan. 5	Memphis State	H	W	55-51
Jan. 8	Eastern Kentucky	H	L	59-60
Jan. 13	Western Kentucky	A	L	58-65
Jan. 16	Tennessee Tech	A	W	68-56
Jan. 20	Morehead State	H	W	93-75
Jan. 27	Eastern Kentucky	A	L	51-60
Jan. 29	Morehead State	A	W	80-73
Feb. 3	Marshall	H	W	95-53
Feb. 6	Evansville	H	W	70-61
Feb. 10	Western Kentucky	H	W	77-70
Feb. 12	Long Island	A	L	67-90
Feb. 13	Seton Hall	A	L	61-75
Feb. 14	St. Bonaventure	A	L	75-79
Feb. 22	%Tennessee Tech	N	W	56-46
Feb. 24	%Western Kentucky	N	W	78-77
Feb. 24	%Eastern Kentucky	N	W	92-83

*Marshall Invitational, Huntington, W.Va.

#Played at Owensboro, Ky.

+Played at Metropolis, Ill.



MSU Archives

1951-52

ALL-TIME RESULTS - SEASON BY SEASON

%OVC Tournament, Louisville, Ky.

1951-52**Coach: Harlan Hodges****Record: 24-10****OVC: 9-3 (3rd)****OVC Tournament: Runner-up****Home: 11-1 Away: 6-7 Neutral: 7-2**

Dec. 3	Southeastern Louisiana	H	W	75-57
Dec. 6	Tennessee Tech	A	W	51-48
Dec. 8	Morehead State	H	W	86-51
Dec. 10	Evansville	H	W	82-60
Dec. 13	Morehead State	A	W	74-62
Dec. 15	Marshall	A	W	77-68
Dec. 17	New Mexico A&M	H	W	59-51
Dec. 19	Houston	A	W	67-65
Dec. 21	Texas	A	W	64-63
Dec. 22	Baylor	A	W	73-55
Jan. 3	Kentucky Wesleyan	H	W	66-64
Jan. 5	Dayton	A	L	55-69
Jan. 7	Eastern Kentucky	A	L	65-84
Jan. 12	Western Kentucky	H	L	64-77
Jan. 15	Memphis State	A	L	47-51
Jan. 17	Marshall	H	W	89-63
Jan. 19	Kentucky Wesleyan	A	L	101-103
Jan. 26	Eastern Kentucky	H	W	79-65
Jan. 29	*Austin Peay	N	W	95-64
Jan. 31	Evansville	H	W	93-68
Feb. 2	Memphis State	H	W	72-70
Feb. 4	Union (Tenn.)	H	W	92-70
Feb. 7	St. Bonaventure	A	L	63-74
Feb. 9	LaSalle	A	L	82-105
Feb. 13	Tennessee Tech	H	W	85-67
Feb. 16	Western Kentucky	A	L	63-97
Feb. 21	#Tennessee Tech	N	W	61-59
Feb. 22	#Eastern Kentucky	N	W	69-59
Feb. 23	#Western Kentucky	N	L	45-47
Mar. 10	+Centenary	N	W	72-46
Mar. 12	+West Texas	N	W	75-73
Mar. 13	+Whitworth	N	W	81-69
Mar. 14	+Portland	N	W	58-57
Mar. 15	+Southwest Missouri	N	L	64-73

*Played at Central City, Ky.

#OVC Tournament, Louisville, Ky.

+NAIB Tournament, Kansas City, Mo.

1952-53**Coach: Harlan Hodges****Record: 18-9****OVC: 7-3 (3rd)****OVC Tournament: Semifinals****Home: 9-2 Away: 7-6 Neutral: 2-1**

Dec. 3	Evansville	A	W	80-79
Dec. 6	Tennessee Tech	H	W	92-82
Dec. 10	Evansville	H	W	84-81
Dec. 13	Middle Tennessee	A	W	68-67
Dec. 16	Union (Tenn.)	H	W	96-68
Dec. 19	Houston	H	L	66-70
Dec. 22	Dayton	H	W	84-70
Dec. 29	Marshall	A	L	81-86
Dec. 30	St. Joseph's (Pa.)	A	W	76-63
Jan. 1	Lawrence Tech	A	L	68-70
Jan. 7	Kentucky Wesleyan	A	W	89-83
Jan. 10	Western Kentucky	A	L	57-62
Jan. 14	Middle Tennessee	H	W	78-73
Jan. 16	Morehead State	H	W	81-69

Jan. 24	Eastern Kentucky	A	L	65-74
Jan. 26	*Morehead State	N	W	81-69
Jan. 29	Rollins College	A	W	90-51
Jan. 30	Miami (Fla.)	A	W	69-65
Feb. 3	Tampa	H	W	79-62
Feb. 7	Kentucky Wesleyan	H	W	65-60
Feb. 11	Tennessee Tech	A	W	79-69
Feb. 14	Western Kentucky	H	W	77-67
Feb. 17	Oklahoma City	A	L	37-43
Feb. 18	Wichita State	A	L	77-87
Feb. 21	Eastern Kentucky	H	L	68-96
Feb. 26	#Middle Tennessee	N	W	79-70
Feb. 27	#Eastern Kentucky	N	L	43-52

* Played at Maysville, Ky.

OVC Tournament, Louisville, Ky.

REX ALEXANDER (1954-1958)**Seasons: 4****Record: 49-55 (.465)****Home: 32-13****Away: 13-37****Neutral: 4-5****OVC: 23-19****1953-54****Coach: Rex Alexander****Record: 15-16****OVC: 6-4 (2nd)****OVC Tournament: Quarterfinals****Home: 9-2 Away: 5-11 Neutral: 1-3**

Nov. 26	Siena	A	L	49-62
Nov. 28	St. Bonaventure	A	W	68-60
Dec. 1	Evansville	H	W	94-88
Dec. 5	Morehead State	A	L	65-69
Dec. 9	Evansville	A	W	66-60
Dec. 12	Marshall	H	W	93-76
Dec. 15	Kentucky Wesleyan	H	W	74-64
Dec. 18	Brigham Young	A	L	65-77
Dec. 19	Brigham Young	A	L	66-89
Dec. 28	*Xavier	N	L	49-69
Dec. 29	*Villanova	N	L	65-74
Dec. 30	*Siena	N	W	91-68
Jan. 2	Dayton	A	L	68-98
Jan. 5	Memphis State	H	W	82-73
Jan. 9	Western Kentucky	H	L	43-57
Jan. 12	Tennessee Tech	H	W	93-77
Jan. 14	Memphis State	A	L	45-47
Jan. 16	Oklahoma City	A	L	43-72
Jan. 18	Tulsa	A	L	51-61
Jan. 23	Eastern Kentucky	H	W	91-73
Jan. 25	Georgia Tech	H	W	77-66
Jan. 27	Houston	A	L	62-69
Jan. 30	Kentucky Wesleyan	A	W	86-80
Feb. 1	Xavier (Ohio)	H	L	64-70
Feb. 5	Middle Tennessee	A	W	105-83
Feb. 6	Tennessee Tech	A	L	69-79
Feb. 9	Middle Tennessee	H	W	88-77
Feb. 13	Western Kentucky	A	L	68-104
Feb. 15	Morehead State	H	W	86-76
Feb. 20	Eastern Kentucky	A	W	93-86
Feb. 25	#Middle Tennessee	N	L	84-86

* Kentucky Invitational Tourn., Louisville, Ky.

OVC Tournament, Louisville, Ky.

1954-55**Coach: Rex Alexander****Record: 11-15****OVC: 6-4 (2nd)****OVC Tournament: Runner-up****Home: 8-4 Away: 2-9 Neutral: 1-2**

Dec. 1	Kentucky Wesleyan	H	W	102-92
Dec. 4	1Tennessee Tech	H	W	87-59
Dec. 9	Kentucky Wesleyan	A	L	68-91
Dec. 11	2Middle Tennessee	H	W	104-80
Dec. 13	Morehead State	H	W	72-64
Dec. 16	Memphis State	H	L	68-70
Dec. 22	Texas Western	H	W	76-69
Dec. 27	*Louisville	A	L	83-108
Dec. 28	*Western Kentucky	N	L	89-98
Jan. 1	Brigham Young	H	W	86-85
Jan. 3	Middle Tennessee	A	W	104-73
Jan. 8	Western Kentucky	H	L	70-71
Jan. 13	Memphis State	A	L	56-67
Jan. 15	Oklahoma City	A	L	46-66
Jan. 19	Xavier	A	L	68-74
Jan. 21	Villanova	A	L	67-72
Jan. 29	Eastern Kentucky	A	L	63-104
Feb. 1	Houston	H	L	65-91
Feb. 3	Dayton	H	L	45-49
Feb. 5	Tennessee Tech	A	W	79-78
Feb. 7	Morehead State	A	L	78-105
Feb. 12	Western Kentucky	A	L	80-85
Feb. 15	Oklahoma City	H	W	58-48
Feb. 19	Eastern Kentucky	H	W	83-77
Feb. 25	#Western Kentucky	N	W	77-72
Feb. 26	#Eastern Kentucky	N	L	59-76

* Kentucky Invitational Tourn., Louisville, Ky.

OVC Tournament, Louisville, Ky.

1 Last game at Carr Health Building

2 First game at Racer Arena

1955-56**Coach: Rex Alexander****Record: 15-10****OVC: 6-4 (4th)****OVC Tournament: Not held****Home: 9-2 Away: 3-8 Neutral: 3-0**

Dec. 3	Tennessee Tech	H	W	95-82
Dec. 6	Louisville	A	L	76-82
Dec. 8	Hardin-Simmons	H	W	87-72
Dec. 12	Middle Tennessee	A	W	86-66
Dec. 16	Texas Western	A	L	71-89
Dec. 17	New Mexico A&M	A	L	48-58
Dec. 19	Hamline	A	W	111-80
Dec. 20	West Texas	A	W	101-76
Dec. 27	*Morehead State	N	W	106-97
Dec. 28	*Eastern Kentucky	N	W	98-87
Dec. 29	*Western Kentucky	N	W	74-69
Jan. 2	Arizona	H	W	93-73
Jan. 7	Western Kentucky	A	L	77-88
Jan. 11	Middle Tennessee	H	W	104-82
Jan. 16	Morehead State	A	L	81-98
Jan. 20	Siena	H	W	83-74
Jan. 27	Eastern Kentucky	H	W	85-74
Feb. 1	Memphis State	A	L	72-106
Feb. 4	Morehead State	H	W	75-73
Feb. 6	Regis College	H	W	86-84
Feb. 11	Western Kentucky	H	W	74-70
Feb. 15	Tennessee Tech	A	L	76-81
Feb. 18	Eastern Kentucky	A	L	89-97

ALL-TIME RESULTS - SEASON BY SEASON

Feb. 22 Memphis State H L 94-100
 Feb. 25 Louisville H L 70-83
 * Kentucky Invitational Tourn., Louisville, Ky.

1956-57**Coach: Rex Alexander****Record: 11-13****OVC: 5-5 (3rd)****OVC Tournament: Not held****Home: 8-4 Away: 3-9****Neutral: 0-0**

Dec. 1	Kentucky Wesleyan	A	W	81-77
Dec. 4	Georgia Tech	A	L	64-67
Dec. 7	West Texas	H	W	74-65
Dec. 8	West Texas	H	W	88-66
Dec. 11	New Mexico A&M	H	W	81-67
Dec. 14	Hardin-Simmons	A	L	60-67
Dec. 15	New Mexico	A	L	72-79
Dec. 17	Arizona	A	L	70-81
Dec. 22	Kentucky Wesleyan	H	W	85-70
Dec. 31	Mississippi State	H	W	91-80
Jan. 2	Middle Tennessee	A	W	98-68
Jan. 5	Western Kentucky	H	L	78-90
Jan. 9	Tennessee Tech	H	W	78-67
Jan. 16	Memphis State	A	L	92-105
Jan. 19	Morehead State	H	L	65-68
Jan. 26	Eastern Kentucky	A	W	85-66
Jan. 30	Memphis State	H	L	72-93
Feb. 2	Marshall	A	L	88-97
Feb. 4	Morehead State	A	L	90-104
Feb. 9	Western Kentucky	A	L	58-60
Feb. 13	Middle Tennessee	H	W	86-80
Feb. 16	Eastern Kentucky	H	W	91-77
Feb. 20	Louisville	H	L	82-97
Feb. 23	Tennessee Tech	A	L	90-96

1957-58**Coach: Rex Alexander****Record: 8-16****OVC: 6-6 (4th)****OVC Tournament: Not held****Home: 6-5 Away: 2-9 Neutral: 0-2**

Dec. 2	Kentucky Wesleyan	H	W	80-69
Dec. 7	Florida State	A	L	60-84
Dec. 9	Alabama	A	L	61-68
Dec. 12	Eastern Kentucky	H	W	69-61
Dec. 17	Hardin-Simmons	H	W	63-60
Dec. 19	Mississippi State	A	L	69-86
Dec. 27	*Fresno State	N	L	61-72
Dec. 28	*William and Mary	N	L	66-76
Jan. 1	Louisville	H	W	75-61
Jan. 4	Western Kentucky	A	W	57-55
Jan. 8	Kentucky Wesleyan	A	L	65-67
Jan. 11	Memphis State	H	L	66-75
Jan. 15	Middle Tennessee	H	L	72-80
Jan. 18	Morehead State	H	L	62-68
Jan. 22	Eastern Kentucky	A	L	64-72
Jan. 25	Mississippi State	H	L	57-75
Feb. 1	Tennessee Tech	A	L	59-65
Feb. 5	Middle Tennessee	A	W	71-66
Feb. 8	Western Kentucky	H	L	64-70
Feb. 11	Memphis State	A	L	50-56
Feb. 15	Louisville	A	L	58-72
Feb. 17	Morehead State	A	L	68-73
Feb. 20	Marshall	H	W	98-92
Feb. 24	Tennessee Tech	H	W	66-55

* Evansville Holiday Tournament, Evansville, Ind.

CAL LUTHER (1958-1975)**Seasons: 16****Record: 241-154 (.610)****Home: 173-41****Away: 54-104****Neutral: 14-18****OVC: 125-88****1958-59****Coach: Cal Luther****Record: 10-15****OVC: 3-9 (7th)****OVC Tournament: Not held****Home: 7-5 Away: 1-8 Neutral: 2-2**

Dec. 1	Texas Wesleyan	H	W	70-56
Dec. 4	New Mexico A&M	H	W	66-51
Dec. 8	Mississippi	A	L	61-67
Dec. 13	Mississippi State	H	L	62-63
Dec. 15	Union (Tenn.)	H	W	95-48
Dec. 20	Mississippi	H	W	80-60
Dec. 29	*Centenary	A	L	60-66
Dec. 30	*Spring Hill	N	W	76-58
Dec. 31	*William and Mary	N	L	62-64
Jan. 7	#Spring Hill	N	L	73-80
Jan. 8	#Tennessee Tech	N	W	74-71
Jan. 10	Tennessee Tech	H	W	69-61
Jan. 12	Eastern Kentucky	H	L	69-77
Jan. 17	Western Kentucky	A	L	77-87
Jan. 19	East Tennessee	H	W	73-62
Jan. 24	Mississippi State	A	L	48-63
Jan. 31	Middle Tennessee	A	L	66-84
Feb. 2	East Tennessee	A	L	65-93
Feb. 7	Morehead State	H	L	76-83
Feb. 9	Florida State	H	W	96-71
Feb. 14	Eastern Kentucky	A	L	55-88
Feb. 16	Morehead State	A	W	73-68
Feb. 21	Western Kentucky	H	L	62-75
Feb. 24	Middle Tennessee	H	L	82-84
Feb. 28	Tennessee Tech	A	L	70-90

* Gulf South Classic, Shreveport, La.

Senior Bowl Tournament, Mobile, Ala.

1959-60**Coach: Cal Luther****Record: 12-11****OVC: 7-4 (3rd)****OVC Tournament: Not held****Home: 10-4 Away: 2-7 Neutral: 0-0**

Dec. 1	Union (Tenn.)	H	W	96-69
Dec. 3	Northwest Louisiana	H	L	86-88
Dec. 5	SE Missouri	H	W	63-61
Dec. 7	North Texas	H	W	82-69
Dec. 9	Texas Wesleyan	H	W	67-61
Dec. 12	Stetson	A	L	67-80
Dec. 14	Miami (Fla.)	A	L	80-92
Dec. 18	*Memphis State	H	L	57-70
Dec. 29	*Baylor	H	L	62-71
Jan. 5	Middle Tennessee	H	W	80-70
Jan. 9	Tennessee Tech	A	L	80-86
Jan. 11	Eastern Kentucky	A	L	69-84
Jan. 16	Western Kentucky	H	W	87-72
Jan. 18	East Tennessee	A	W	86-69
Jan. 20	Louisville	A	L	72-78
Jan. 23	Louisiana Tech	H	W	54-47
Feb. 1	East Tennessee	H	W	113-68
Feb. 6	Morehead State	A	L	87-96
Feb. 10	Middle Tennessee	A	W	78-65
Feb. 13	Eastern Kentucky	H	W	73-54
Feb. 20	Western Kentucky	A	L	57-65
Feb. 24	Louisville	H	L	67-74
Feb. 27	Tennessee Tech	H	W	73-67

* Murray State Invitational, Murray, Ky.

1960-61**Coach: Cal Luther****Record: 13-10****OVC: 7-5 (4th)****OVC Tournament: Not held****Home: 11-2 Away: 2-8 Neutral: 0-0**

Dec. 1	Abilene Christian	H	W	84-59
Dec. 3	St. Bonaventure	A	L	39-92
Dec. 6	Delta State	H	W	81-49
Dec. 8	Southwestern Louisiana	H	L	77-78
Dec. 10	Stetson	H	W	70-59
Dec. 13	San Francisco State	H	W	85-65
Dec. 17	Mississippi State	A	L	81-94
Jan. 2	Arkansas State	A	L	61-65



1958-59

MSU Archives

ALL-TIME RESULTS - SEASON BY SEASON

Jan. 4	Middle Tennessee	A	W	97-58
Jan. 7	Tennessee Tech	H	W	79-59
Jan. 9	Eastern Kentucky	H	L	73-75
Jan. 14	Western Kentucky	A	L	77-79
Jan. 16	East Tennessee	H	W	92-64
Jan. 20	Memphis State	A	L	60-70
Jan. 30	East Tennessee	A	W	83-63
Feb. 3	Morehead State	H	W	85-80
Feb. 4	Morehead State	H	W	95-78
Feb. 8	Middle Tennessee	H	W	77-74
Feb. 11	Eastern Kentucky	A	L	77-110
Feb. 13	Morehead State	A	L	88-91
Feb. 18	Western Kentucky	H	W	95-87
Feb. 22	Arkansas State	H	W	73-56
Feb. 25	Tennessee Tech	A	L	89-92

1961-62**Coach: Cal Luther****Record: 13-12****OVC: 5-7 (5th)****OVC Tournament: Not held****Home: 9-5 Away: 3-6 Neutral: 1-1**

Dec. 2	Mississippi Southern	H	W	77-55
Dec. 6	San Fernando	H	W	77-72
Dec. 8	Miami (Fla.)	H	L	67-69
Dec. 9	Arkansas State	H	W	80-77
Dec. 11	Northwest Louisiana	H	W	93-75
Dec. 13	Jacksonville	H	W	75-65
Dec. 15	Mississippi State	H	L	57-69
Dec. 28	*Centenary	A	L	69-81
Dec. 29	*Louisiana Tech	N	W	69-61
Dec. 30	*Memphis State	N	L	67-79
Jan. 3	Middle Tennessee	H	W	83-61
Jan. 6	Tennessee Tech	A	L	86-102
Jan. 8	Eastern Kentucky	A	W	82-80
Jan. 13	Western Kentucky	H	L	61-72
Jan. 20	Morehead State	A	L	72-89
Jan. 22	East Tennessee	A	L	72-91
Jan. 25	Regis College	H	W	71-69
Jan. 27	East Tennessee	H	W	76-62
Feb. 3	Memphis State	A	L	72-90
Feb. 7	Middle Tennessee	A	W	69-68
Feb. 10	Eastern Kentucky	H	W	75-66
Feb. 12	Morehead State	H	L	66-74
Feb. 17	Western Kentucky	A	L	77-96
Feb. 21	Arkansas State	A	W	80-74
Feb. 24	Tennessee Tech	H	L	66-68

* Gulf South Classic, Shreveport, La.

1962-63**Coach: Cal Luther****Record: 13-9****OVC: 6-6 (4th)****OVC Tournament: Not held****Home: 11-3 Away: 2-6 Neutral: 0-0**

Nov. 30	New Mexico State	H	W	90-55
Dec. 4	McKendree	H	W	79-44
Dec. 6	Oglethorpe	H	W	50-45
Dec. 8	Arkansas State	H	W	94-76
Dec. 10	Bradley	A	L	78-79
Dec. 15	Emporia State	H	W	67-44
Dec. 18	San Francisco State	H	W	83-63
Jan. 2	Middle Tennessee	A	L	82-86
Jan. 5	Tennessee Tech	H	L	67-78
Jan. 7	Eastern Kentucky	H	W	89-78
Jan. 12	Western Kentucky	A	W	73-70

Jan. 15	East Tennessee	A	L	70-78
Jan. 19	Morehead State	H	L	73-90
Jan. 21	East Tennessee	H	W	79-58
Jan. 23	Memphis State	H	L	58-60
Feb. 2	Arkansas State	A	L	62-75
Feb. 6	Middle Tennessee	H	W	109-73
Feb. 9	Eastern Kentucky	A	W	91-88
Feb. 11	Morehead State	A	L	86-90
Feb. 16	Western Kentucky	H	W	87-74
Feb. 20	Chattanooga	H	W	79-60
Feb. 23	Tennessee Tech	A	L	61-84

1963-64**Coach: Cal Luther****Record: 16-9****OVC: 11-3 Champion****OVC Tournament: Champion****NCAA PARTICIPANT****Home: 11-3 Away: 5-5 Neutral: 0-1**

Dec. 2	McKendree	H	W	83-68
Dec. 5	Oglethorpe	H	W	83-57
Dec. 7	Bradley	H	L	78-85
Dec. 10	Arkansas State	H	W	93-63
Dec. 14	Chattanooga	H	W	109-88
Dec. 16	Central Missouri	H	W	111-60
Dec. 19	West Texas	H	L	74-79
Dec. 21	Dayton	A	L	71-86
Jan. 4	Loyola (La.)	A	L	88-105
Jan. 7	Middle Tennessee	H	W	98-68
Jan. 11	Tennessee Tech	A	L	67-70
Jan. 13	Eastern Kentucky	A	L	63-67
Jan. 18	Western Kentucky	H	W	86-77
Jan. 21	East Tennessee	H	L	61-62
Jan. 23	Austin Peay	A	W	98-82
Jan. 25	Morehead State	H	W	102-89
Feb. 6	Arkansas State	A	L	74-85
Feb. 10	Middle Tennessee	A	W	86-79
Feb. 15	Eastern Kentucky	H	W	93-87
Feb. 19	Austin Peay	H	W	69-68
Feb. 22	Western Kentucky	A	W	85-77
Feb. 24	East Tennessee	A	W	96-76
Feb. 29	Tennessee Tech	H	W	88-82
Mar. 7	Morehead State	A	W	89-84
Mar. 10	*Loyola (Ill.)	N	L	91-101

* NCAA Tournament, Evanston, Ill.

1964-65**Coach: Cal Luther****Record: 19-7****OVC: 9-5 (3rd)****OVC Tournament: Semifinals****Home: 12-0 Away: 3-7 Neutral: 4-0**

Dec. 1	Arkansas State	H	W	73-71
Dec. 5	Canisius	A	W	92-81
Dec. 7	Bradley	A	L	74-76
Dec. 11	Oglethorpe	H	W	74-66
Dec. 14	New Mexico State	H	W	72-69
Dec. 18	*Texas Western	N	W	65-58
Dec. 19	*Arizona State	A	L	96-107
Dec. 21	#Morehead State	N	W	89-82
Dec. 22	#Tennessee Tech	N	W	79-75
Dec. 23	#Western Kentucky	N	W	77-68
Jan. 5	Western Kentucky	A	L	70-71
Jan. 9	East Tennessee	A	L	68-69
Jan. 11	Tennessee Tech	A	L	91-93
Jan. 18	Eastern Kentucky	H	W	86-84

Jan. 21	Austin Peay	H	W	97-75
Jan. 30	Centenary	H	W	93-76
Feb. 2	Middle Tennessee	A	W	90-76
Feb. 6	Tennessee Tech	H	W	92-79
Feb. 8	East Tennessee	H	W	85-71
Feb. 13	Eastern Kentucky	A	L	73-103
Feb. 15	Morehead State	A	L	69-78
Feb. 20	Austin Peay	A	W	96-89
Feb. 22	Loyola (La.)	H	W	83-73
Feb. 24	Middle Tennessee	H	W	91-89
Feb. 27	Western Kentucky	H	W	103-91
Mar. 2	Morehead State	H	W	84-75

* Sun Devil Classic, Tempe, Ariz.

OVC Tournament, Louisville, Ky.

1965-66**Coach: Cal Luther****Record: 13-12****OVC: 8-6 (3rd)****OVC Tournament: Quarterfinals****Home: 8-4 Away: 4-7 Neutral: 1-1**

Dec. 1	Parsons College	H	W	101-88
Dec. 2	Hardin-Simmons	H	W	92-81
Dec. 4	Canisius	A	L	81-87
Dec. 11	Abilene Christian	H	L	78-82
Dec. 13	San Fernando State	H	W	110-79
Dec. 14	East Carolina	H	W	104-84
Dec. 18	Bradley	A	L	64-78
Dec. 20	*Middle Tennessee	N	W	86-65
Dec. 21	*Eastern Kentucky	N	L	73-79
Jan. 4	Middle Tennessee	A	W	89-73
Jan. 8	East Tennessee	H	L	72-74
Jan. 10	Tennessee Tech	H	W	67-62
Jan. 15	Morehead State	A	W	86-79
Jan. 17	Eastern Kentucky	A	W	79-78
Jan. 29	Arkansas State	A	L	61-63
Feb. 1	Austin Peay	A	W	108-77
Feb. 5	Western Kentucky	H	L	84-101
Feb. 7	Dayton	A	L	86-99
Feb. 9	Middle Tennessee	H	W	107-81
Feb. 12	Tennessee Tech	A	L	76-83
Feb. 14	East Tennessee	A	L	94-104
Feb. 19	Eastern Kentucky	H	W	100-91
Feb. 21	Morehead State	H	L	83-94
Feb. 26	Western Kentucky	A	L	59-71
Feb. 28	Austin Peay	H	W	80-73

* OVC Tournament, Louisville, Ky.

1966-67**Coach: Cal Luther****Record: 14-9****OVC: 8-6 (2nd)****OVC Tournament: Runner-up****Home: 11-2 Away: 3-6 Neutral: 0-1**

Dec. 1	Georgia Southern	H	W	121-65
Dec. 3	Canisius	A	L	69-78
Dec. 5	Southwestern	H	W	99-60
Dec. 7	Bradley	A	L	85-108
Dec. 10	Louisiana College	H	W	105-83
Dec. 13	Oglethorpe	H	W	90-75
Dec. 16	Emporia State	H	W	99-91
Dec. 19	*Western Kentucky	N	L	83-94
Jan. 2	MacMurray	H	W	100-79
Jan. 7	Morehead State	A	L	93-108
Jan. 9	Eastern Kentucky	A	W	86-76
Jan. 14	Tennessee Tech	H	W	72-70

ALL-TIME RESULTS - SEASON BY SEASON

Jan. 16	East Tennessee	H	L	79-86
Jan. 18	Middle Tennessee	A	W	96-93
Jan. 21	Austin Peay	H	W	92-91
Jan. 30	Middle Tennessee	H	W	91-75
Feb. 4	Austin Peay	A	L	94-117
Feb. 6	Western Kentucky	A	L	79-88
Feb. 11	Eastern Kentucky	H	L	78-79
Feb. 13	Morehead State	H	W	99-89
Feb. 18	East Tennessee	A	W	88-86
Feb. 20	Tennessee Tech	A	L	86-89
Feb. 25	Western Kentucky	H	W	75-69

* OVC Tournament, Louisville, Ky.

1967-68**Coach: Cal Luther****Record: 16-8****OVC: 10-4 Co-Champion****OVC Tournament: Not held****Home: 9-1 Away: 5-5 Neutral: 2-2**

Dec. 1	*Austin Peay	N	W	77-68
Dec. 2	*Western Kentucky	N	W	83-75
Dec. 2	*Tennessee Tech	N	L	60-67
Dec. 4	Louisiana College	H	W	64-50
Dec. 7	Howard Payne	H	W	80-64
Dec. 9	Canisius	A	L	68-71
Dec. 11	Bradley	A	L	78-83
Dec. 13	Culver-Stockton	H	W	98-74
Dec.29	Butler	A	W	86-74
Jan. 4	Middle Tennessee	H	W	77-74
Jan. 6	Morehead State	H	W	83-67
Jan. 8	Eastern Kentucky	H	W	71-67
Jan. 13	Tennessee Tech	A	W	92-91
Jan. 15	East Tennessee	A	L	67-74
Jan. 20	Austin Peay	A	W	91-82
Jan. 29	Middle Tennessee	A	W	91-72
Feb. 3	Austin Peay	H	W	85-70
Feb. 5	Western Kentucky	A	L	78-79
Feb.10	Eastern Kentucky	A	W	68-66
Feb.12	Morehead State	A	L	80-101
Feb.17	East Tennessee	H	W	105-72
Feb.19	Tennessee Tech	H	W	81-67
Feb.24	Western Kentucky	H	L	83-86
Mar. 5	#East Tennessee	N	L	75-79

* OVC Tournament, Nashville, Tenn.

OVC Playoff for NCAA spot, Richmond, Ky.

1968-69**Coach: Cal Luther****Record: 22-6****OVC: 11-3 Co-Champion****OVC Tournament: Not held****NCAA PARTICIPANT****Home: 15-0 Away: 6-5 Neutral: 1-1**

Nov.30	Texas-Arlington	H	W	91-83
Dec. 2	Trinity (Texas)	H	W	89-76
Dec. 7	San Fernando State	H	W	96-67
Dec. 9	Carson-Newman	H	W	76-61
Dec.11	Bradley	H	W	66-63
Dec.14	Canisius	A	W	76-67
Dec.16	Kansas	A	L	59-72
Dec.18	Georgia Southern	H	W	84-70
Dec.20	Abilene Christian	A	W	84-75
Dec.21	Hardin-Simmons	A	L	76-94
Jan. 4	Morehead State	A	L	78-111
Jan. 6	Eastern Kentucky	A	W	78-77
Jan. 11	Tennessee Tech	H	W	95-75

Jan. 13	East Tennessee	H	W	69-64
Jan. 15	Pan American	H	W	92-88
Jan. 18	Middle Tennessee	H	W	70-68
Jan. 25	Louisiana College	H	W	94-70
Feb. 1	Austin Peay	A	W	90-80
Feb. 3	Western Kentucky	A	L	82-84
Feb. 5	Middle Tennessee	A	W	74-71
Feb. 8	Austin Peay	H	W	86-56
Feb.10	Tennessee Tech	A	W	62-59
Feb.15	Eastern Kentucky	H	W	80-78
Feb.17	Morehead State	H	W	91-89
Feb.22	East Tennessee	A	L	81-87
Mar. 1	Western Kentucky	H	W	89-79
Mar. 5	%Morehead State	N	W	94-76
Mar. 8	#Marquette	N	L	62-82

% OVC Playoff for NCAA spot, Bowling Green, Ky.
NCAA Tournament, Carbondale, Ill.**1969-70****Coach: Cal Luther****Record: 17-9****OVC: 9-5 (2nd)****OVC Tournament: Not held****Home: 12-1 Away: 5-8 Neutral: 0-0**

Dec. 1	Tennessee Wesleyan	H	W	83-51
Dec. 4	California-Riverside	H	W	87-76
Dec. 6	Canisius	A	L	75-84
Dec. 8	Seton Hall	A	W	90-81
Dec. 11	Austin Peay	H	W	85-72
Dec. 13	Abilene Christian	H	W	83-69
Dec. 15	Bradley	A	W	72-60
Dec. 17	William Penn	H	W	112-71
Dec.22	Butler	A	L	69-72
Jan. 3	Morehead State	H	W	79-72
Jan. 5	Eastern Kentucky	H	W	87-63
Jan. 7	Parsons College	H	W	98-79
Jan. 10	Tennessee Tech	A	W	87-78
Jan. 12	East Tennessee	A	L	71-75
Jan. 17	Kansas	A	L	62-64
Jan. 19	Western Kentucky	A	L	75-85
Jan. 24	Louisiana College	H	W	94-79
Feb. 7	Austin Peay	A	W	96-66
Feb. 9	Tennessee Tech	H	W	76-70
Feb. 11	Middle Tennessee	H	W	88-65
Feb. 14	Eastern Kentucky	A	L	78-79

Feb. 16	Morehead State	A	L	93-97
Feb. 21	East Tennessee	H	W	99-86
Feb. 23	Middle Tennessee	A	W	83-72
Feb. 28	Western Kentucky	H	L	75-77
Mar. 3	Loyola (La.)	A	L	96-98

1970-71**Coach: Cal Luther****Record: 19-5****OVC: 10-4 (2nd)****OVC Tournament: Not held****Home: 13-1 Away: 6-4 Neutral: 0-0**

Dec. 1	MacMurray	H	W	101-50
Dec. 3	California-Davis	H	W	68-61
Dec. 5	Howard Payne	H	W	83-81
Dec. 7	Illinois College	H	W	113-60
Dec. 11	Villanova	A	L	63-97
Dec. 14	Federal City	H	W	122-82
Dec. 16	Baldwin-Wallace	H	W	84-71
Jan. 2	Eastern Kentucky	A	W	81-74
Jan. 4	Morehead State	A	W	68-66
Jan. 9	East Tennessee	A	L	65-66
Jan. 11	Tennessee Tech	H	W	64-63
Jan. 13	Oral Roberts	H	W	90-89
Jan. 16	Parsons College	H	W	90-78
Jan. 18	Bradley	A	W	79-71
Jan. 23	Western Kentucky	H	W	73-71
Jan. 30	Austin Peay	A	W	90-76
Feb. 6	Austin Peay	H	W	81-58
Feb. 8	Middle Tennessee	A	W	51-47
Feb. 13	Morehead State	H	W	89-78
Feb. 15	Eastern Kentucky	H	L	81-82
Feb. 20	East Tennessee	A	L	65-80
Feb. 22	Tennessee Tech	A	W	72-69
Feb. 27	Western Kentucky	A	L	59-73
Mar. 1	Middle Tennessee	H	W	92-69

1971-72**Coach: Cal Luther****Record: 15-11****OVC: 6-8 (5th)****OVC Tournament: Not held****Home: 12-3 Away: 2-8 Neutral: 1-0**

Dec. 1	Arkansas Tech	H	W	79-66
Dec. 4	Cheyney State	H	L	80-81



1966-67

MSU Archives

ALL-TIME RESULTS - SEASON BY SEASON

Dec. 11	Illinois State	H	W	85-74
Dec. 13	Western Carolina	H	W	101-75
Dec. 15	Bradley	A	W	75-74
Dec. 18	Oral Roberts	H	W	94-87
Dec. 29	*Pacific	N	W	90-87
Dec. 30	*Evansville	A	L	83-91
Jan. 8	Louisiana College	H	W	72-55
Jan. 15	Morehead State	H	L	65-81
Jan. 17	Eastern Kentucky	H	W	72-69
Jan. 19	Corpus Christi	H	W	82-52
Jan. 22	Tennessee Tech	A	L	57-59
Jan. 24	East Tennessee	A	L	53-57
Jan. 29	Middle Tennessee	A	W	73-64
Jan. 31	Western Kentucky	H	L	70-71
Feb. 3	Parsons College	H	W	80-66
Feb. 5	Austin Peay	H	W	96-67
Feb. 7	Duquesne	A	L	66-72
Feb. 12	Eastern Kentucky	A	L	72-74
Feb. 14	Morehead State	A	L	80-89
Feb. 19	East Tennessee	H	W	67-58
Feb. 21	Tennessee Tech	H	W	68-66
Feb. 26	Western Kentucky	A	L	68-73
Feb. 28	Middle Tennessee	H	W	52-46
Mar. 4	Austin Peay	A	L	68-70

* Evansville (Ind.) Holiday Tournament.

1972-73**Coach: Cal Luther****Record: 17-8****OVC: 9-5 (2nd)****OVC Tournament: Not held****Home: 13-1 Away: 3-7 Neutral: 1-0**

Nov. 29	Samford	H	W	99-79
Dec. 2	Tennessee Wesleyan	H	W	86-57
Dec. 4	Missouri Southern	H	W	83-71
Dec. 7	Kansas	A	L	63-69
Dec. 9	Oral Roberts	A	L	78-79
Dec. 16	Jackson State	H	W	83-76
Dec. 29	*Fairfield	N	W	88-83
Dec. 30	*Canisius	A	L	79-90
Jan. 8	William Jewell	H	W	119-88
Jan. 13	Eastern Kentucky	A	W	75-70
Jan. 15	Morehead State	A	L	75-82
Jan. 20	East Tennessee	H	W	65-61
Jan. 22	Tennessee Tech	H	W	73-72
Jan. 27	Western Kentucky	H	W	99-80

Jan. 29	Middle Tennessee	A	W	90-82
Jan. 31	Culver-Stockton	H	W	94-67
Feb. 3	Austin Peay	A	L	76-105
Feb. 7	Parsons College	H	W	91-80
Feb. 10	Morehead State	H	W	83-69
Feb. 12	Eastern Kentucky	H	W	83-79
Feb. 17	Tennessee Tech	A	L	79-81
Feb. 19	East Tennessee	A	W	78-70
Feb. 24	Middle Tennessee	H	W	71-68
Feb. 26	Western Kentucky	A	L	66-67
Feb. 28	Austin Peay	H	L	73-75

*Queen City Tournament, Buffalo, N.Y.

1973-74**Coach: Cal Luther****Record: 12-13****OVC: 6-8 (5th)****OVC Tournament: Not held****Home: 9-6 Away: 2-7 Neutral: 1-0**

Dec. 1	Kansas	A	L	71-103
Dec. 3	Howard Payne	H	W	82-78
Dec. 5	Arkansas College	H	W	93-88
Dec. 8	Louisiana College	H	W	76-62
Dec. 10	Baylor	H	L	64-66
Dec. 15	Cal State-Sonoma	H	W	104-68
Dec. 21	*Rhode Island	N	W	73-64
Dec. 22	*Oral Roberts	A	L	83-86
Dec. 31	Memphis State	A	L	65-67
Jan. 7	Texas Wesleyan	H	W	70-58
Jan. 12	Eastern Kentucky	H	L	70-72
Jan. 14	Morehead State	H	W	74-72
Jan. 19	East Tennessee	A	W	67-65
Jan. 21	Tennessee Tech	A	W	70-64
Jan. 26	Western Kentucky	A	L	75-79
Jan. 28	Middle Tennessee	H	L	71-74
Feb. 2	McNeese State	H	L	65-73
Feb. 4	Austin Peay	A	L	80-87
Feb. 9	Morehead State	A	L	86-94
Feb. 11	Eastern Kentucky	H	L	69-71
Feb. 16	Tennessee Tech	H	W	78-75
Feb. 18	East Tennessee	H	W	85-75
Feb. 23	Middle Tennessee	A	L	79-90
Feb. 25	Western Kentucky	H	L	69-76
Mar. 2	Austin Peay	H	W	74-71

*Oral Roberts Tournament, Tulsa, Okla.

FRED OVERTON (1974-78)**Seasons: 4****Record: 44-59 (.427)****Home: 10-23****Away: 10-35****Neutral: 3-1****OVC: 21-35****1974-75****Coach: Fred Overton****Record: 10-15****OVC: 3-11 (7th)****OVC Tournament: Did not qualify****Home: 7-7 Away: 3-8 Neutral: 0-0**

Nov. 30	Baylor	A	W	86-76
Dec. 2	Texas	A	W	79-69
Dec. 4	Tennessee Wesleyan	H	W	79-62
Dec. 7	Louisiana College	H	W	81-66
Dec. 9	Missouri Southern	H	W	80-75
Dec. 11	Arkansas College	H	W	115-91
Dec. 14	Memphis State	A	L	77-102
Jan. 4	Samford	H	L	87-88
Jan. 6	Mississippi College	H	W	61-56
Jan. 11	Morehead State	A	W	93-88
Jan. 13	Eastern Kentucky	A	L	95-104
Jan. 18	Tennessee Tech	H	L	68-74
Jan. 20	East Tennessee	H	L	85-89
Jan. 22	Indiana State	A	L	77-84
Jan. 25	Middle Tennessee	H	L	77-84
Jan. 27	Western Kentucky	A	L	92-93
Feb. 1	Austin Peay	A	L	70-80
Feb. 3	Oral Roberts	H	L	79-80
Feb. 8	Eastern Kentucky	H	W	79-69
Feb. 10	Morehead State	H	W	79-70
Feb. 15	East Tennessee	A	L	75-88
Feb. 17	Tennessee Tech	A	L	93-103
Feb. 22	Western Kentucky	H	L	91-96
Feb. 24	Middle Tennessee	A	L	90-99
Mar. 1	Austin Peay	H	L	64-73

1975-76**Coach: Fred Overton****Record: 9-17****OVC: 5-9 (7th)****OVC Tournament: Quarterfinals****Home: 8-6 Away: 1-11 Neutral: 0-0**

Nov. 29	Kansas	A	L	56-83
Dec. 1	Fort Lewis	H	W	75-60
Dec. 3	Tennessee Wesleyan	H	W	72-62
Dec. 6	Louisville	A	L	59-78
Dec. 8	Oral Roberts	A	L	58-90
Dec. 10	Missouri Southern	H	L	73-78
Dec. 13	SIU Edwardsville	H	L	81-83
Dec. 29	Memphis State	A	L	83-109
Jan. 10	New Orleans	H	W	82-78
Jan. 12	Austin Peay	H	L	70-74
Jan. 17	Eastern Kentucky	H	W	87-85
Jan. 19	Morehead State	H	L	75-83
Jan. 24	East Tennessee	A	W	78-72
Jan. 26	Tennessee Tech	A	L	85-91
Jan. 28	Mississippi College	H	W	76-73
Jan. 31	Western Kentucky	A	L	68-92
Feb. 2	Middle Tennessee	H	W	71-60
Feb. 7	Austin Peay	A	L	78-89
Feb. 9	Indiana State OT	H	L	68-69
Feb. 14	Morehead State	A	L	81-87



MSU Archives

1969-70

ALL-TIME RESULTS - SEASON BY SEASON

Feb. 16	Eastern Kentucky	A	L	76-84
Feb. 19	Western Kentucky	H	L	68-70
Feb. 21	Tennessee Tech	H	W	75-72
Feb. 23	East Tennessee	W		79-73
Feb. 28	Middle Tennessee	A	L	78-86
Mar. 1	*Austin Peay	A	L	71-82

*OVC Tournament, Clarksville, Tenn.

1976-77**Coach: Fred Overton****Record: 17-10****OVC: 9-5 (2nd)****OVC Tournament: Semifinals****Home: 11-3 Away: 4-7 Neutral: 2-0**

Nov. 26	*New Orleans	A	L	76-105
Nov. 27	*Northeast Louisiana	N	W	83-82
Dec. 1	Kansas	A	L	66-81
Dec. 4	Butler	H	W	85-70
Dec. 8	Missouri Southern	H	W	69-66
Dec. 11	Arkansas College	H	W	88-71
Dec. 13	Roosevelt	H	W	102-50
Dec. 15	Troy State	H	W	102-76
Dec. 18	Livingston	H	W	79-60
Dec. 21	#UNLV	A	L	77-104
Dec. 22	#Bradley	N	W	83-80
Jan. 8	Morehead State	A	L	71-79
Jan. 10	Eastern Kentucky	A	W	71-70
Jan. 15	Tennessee Tech	H	W	73-65
Jan. 17	East Tennessee	H	W	80-62
Jan. 22	Middle Tennessee	H	W	71-70
Jan. 24	Western Kentucky	A	W	89-87
Jan. 29	Austin Peay	A	L	71-90
Feb. 5	Eastern Kentucky	H	W	89-81
Feb. 7	Morehead State	H	W	74-70
Feb. 9	Oral Roberts	H	L	66-80
Feb. 12	East Tennessee	A	W	79-72
Feb. 14	Tennessee Tech	A	W	79-77
Feb. 19	Western Kentucky	H	L	81-82
Feb. 21	Middle Tennessee	A	L	70-74
Feb. 26	Austin Peay	H	L	88-99
Mar. 4	+Austin Peay	A	L	75-82

* Tip-Off Tournament, New Orleans, La.

Las Vegas Classic, Las Vegas, Nev.

+ OVC Tournament, Clarksville, Tenn.

1977-78**Coach: Fred Overton****Record: 8-17****OVC: 4-10 (7th)****OVC Tournament: Did not qualify****Home: 5-7 Away: 2-9 Neutral: 1-1**

Nov. 28	Arkansas-Pine Bluff	H	W	78-74
Nov. 30	Bethel (Tenn.)	H	W	75-72
Dec. 3	Samford	A	L	76-77
Dec. 5	Kansas	A	L	71-106
Dec. 10	Indiana	A	L	61-85
Dec. 12	Mississippi College	H	L	62-70
Dec. 14	Georgia College	H	W	82-62
Dec. 17	Livingston	H	L	57-62
Dec. 29	*New Orleans	N	L	52-59
Dec. 30	*Mercer	N	W	85-83
Jan. 7	East Tennessee	A	L	72-75
Jan. 9	Tennessee Tech	A	L	67-68
Jan. 14	Morehead State	H	W	69-60
Jan. 16	Eastern Kentucky	H	L	60-63
Jan. 18	Missouri-Kansas City	H	L	86-92

Jan. 21	Western Kentucky	A	L	75-91
Jan. 23	Middle Tennessee	H	L	77-78
Jan. 28	Austin Peay	A	L	83-81
Feb. 4	East Tennessee	H	L	84-69
Feb. 6	TennesseeTech	A	L	63-60
Feb. 11	Morehead State	A	W	87-72
Feb. 13	Eastern Kentucky	A	W	80-76
Feb. 18	Middle Tennessee	A	L	57-56
Feb. 20	Western Kentucky	H	L	100-98
Feb. 25	Austin Peay	H	W	85-84

* Poinsettia Classic, Greenville, S.C.

RON GREENE (1978-1985)**Seasons: 7****Record: 119-78 (.604)****Home: 75-19****Away: 36-49****Neutral: 8-9****OVC: 61-35****1978-79****Coach: Ron Greene****Record: 4-22****OVC: 2-10 (7th)****OVC Tournament: Did not qualify****Home: 3-10 Away: 1-10 Neutral: 0-2**

Nov. 27	Tennessee Wesleyan	H	L	70-81
Dec. 2	Kansas	A	L	66-81
Dec. 5	Mississippi College	H	L	71-77
Dec. 7	New Orleans	A	L	65-76
Dec. 9	Samford	A	L	52-54
Dec. 11	Evansville	H	L	58-59
Dec. 13	UT Martin	H	W	75-65
Dec. 16	Campbell College	H	W	67-59
Dec. 21	Northeast Louisiana	H	L	57-67
Dec. 23	Memphis State	A	L	54-79
Dec. 28	*Georgia Southern	N	L	84-87
Dec. 29	*Yale	N	L	63-71
Jan. 10	Louisiana Tech	A	L	88-109
Jan. 13	Morehead State	A	L	70-84
Jan. 15	Eastern Kentucky	A	L	69-73
Jan. 20	Western Kentucky	H	W	67-65
Jan. 22	Middle Tennessee	A	L	71-84
Jan. 27	Austin Peay	H	L	65-68
Jan. 29	Tennessee Tech	H	L	67-73

Feb. 1	Louisiana Tech	H	L	60-73
Feb. 5	Tennessee Tech	A	L	69-81
Feb. 10	Morehead State	H	L	77-78
Feb. 12	Eastern Kentucky	H	L	76-87
Feb. 17	Middle Tennessee	H	L	67-69
Feb. 19	Western Kentucky	A	W	66-64
Feb. 24	Austin Peay	A	L	84-85

* Poinsettia Classic, Greenville, S.C.

1979-80**Coach: Ron Greene****Record: 23-8****OVC: 10-2 Co-Champion****OVC Tournament: Runner-up****NIT PARTICIPANT****Home: 13-1 Away: 8-6 Neutral: 2-1**

Dec. 4	Roosevelt	H	W	106-74
Dec. 7	*Texas Pan American	N	L	65-67
Dec. 8	*San Francisco State	N	W	74-43
Dec. 11	Arkansas State	H	W	68-46
Dec. 13	Georgia Southern	H	W	64-62
Dec. 15	Towson State	H	W	70-59
Dec. 20	Memphis State	A	L	71-72
Dec. 22	Texas	A	L	63-65
Jan. 3	Missouri-St. Louis	H	W	93-66
Jan. 5	Akron	A	L	79-85
Jan. 7	Tennessee Tech	A	W	73-72
Jan. 10	Morehead State	H	W	85-67
Jan. 12	Eastern Kentucky	H	W	82-78
Jan. 14	Samford	H	W	78-62
Jan. 17	Western Kentucky	A	L	48-68
Jan. 19	Middle Tennessee	H	W	61-53
Jan. 24	Austin Peay	A	W	62-51
Jan. 26	Georgia Southern	A	W	75-68
Jan. 31	Akron	H	W	100-74
Feb. 2	Tennessee Tech	H	W	100-73
Feb. 7	Morehead State	A	W	80-75
Feb. 9	Eastern Kentucky	A	W	79-78
Feb. 14	Middle Tennessee	A	W	68-62
Feb. 16	Western Kentucky	H	L	55-56
Feb. 18	New Orleans	H	W	65-56
Feb. 21	Austin Peay	H	W	87-69
Feb. 29	#Morehead State	N	W	77-74
Mar. 1	#Western Kentucky	A	L	51-54
Mar. 5	+Jacksonville	A	W	53-49



1975-76

MSU Archives

ALL-TIME RESULTS - SEASON BY SEASON

Mar. 10 +Alabama A W 70-62
 Mar. 13 +Illinois A L 63-65
 * McDonald's Classic, Wichita, Kan.
 # OVC Tournament, Bowling Green, Ky.
 + National Invitation Tournament

1980-81**Coach: Ron Greene****Record: 17-10****OVC: 10-4 (2nd)****OVC Tournament: Runner-up****Home: 11-0 Away: 5-8 Neutral: 1-2**

Dec. 1	Indiana	A	L	41-59
Dec. 3	Quincy	H	W	82-69
Dec. 4	Wisconsin-Parkside	H	W	62-53
Dec. 8	Northeast Louisiana	A	W	67-59
Dec. 10	Arkansas State	A	L	55-64
Dec. 19	*Gonzaga	N	L	52-72
Dec. 20	*Maine	N	L	65-78
Jan. 3	Southeastern Louisiana	H	W	69-60
Jan. 5	Towson State	A	L	58-79
Jan. 8	Morehead State	A	W	89-70
Jan. 10	Eastern Kentucky	A	L	76-85
Jan. 15	Western Kentucky	H	W	59-57
Jan. 17	Middle Tennessee	H	W	74-70
Jan. 22	Austin Peay	H	W	70-69
Jan. 24	Tennessee Tech	H	W	50-48
Jan. 29	Akron	A	L	59-65
Jan. 31	Tennessee Tech	A	W	45-44
Feb. 2	Memphis State	H	W	57-52
Feb. 5	Morehead State	H	W	65-56
Feb. 7	Eastern Kentucky	H	W	62-60
Feb. 9	UT Martin	A	W	59-58
Feb. 12	Middle Tennessee	A	L	53-67
Feb. 14	Western Kentucky	A	L	44-66
Feb. 19	Austin Peay	A	W	76-53
Feb. 21	Akron	H	W	57-53
Mar. 6	#Middle Tennessee	N	W	62-60
Mar. 7	#Western Kentucky	A	L	67-71

* Champion Classic, Missoula, Mont.

OVC Tournament, Bowling Green, Ky.

1981-82**Coach: Ron Greene****Record: 20-8****OVC: 13-3 Co-Champion****OVC Tournament: Semifinals****NIT PARTICIPANT****Home: 11-2 Away: 8-5 Neutral: 1-1**

Nov. 28	Missouri-Kansas City	H	W	66-61
Nov. 30	West Virginia Tech	H	W	84-67
Dec. 2	Southern Illinois	A	L	65-71
Dec. 5	Arkansas College	H	L	48-50
Dec. 7	Notre Dame	A	W	56-54
Dec. 10	Akron	H	W	65-63
Dec. 12	Youngstown State	H	W	67-63
Dec. 19	Bradley	A	W	58-56
Dec. 21	Ferris State	H	W	62-60
Dec. 29	*Eastern Illinois	N	W	71-70
Dec. 30	*Evansville	A	L	58-77
Jan. 3	Western Kentucky	A	L	54-71
Jan. 9	Austin Peay	H	W	70-49
Jan. 14	Morehead State	H	W	75-68
Jan. 16	Eastern Kentucky	H	W	74-60
Jan. 21	Middle Tennessee	A	W	59-58
Jan. 23	Tennessee Tech	A	W	55-50
Jan. 30	Western Kentucky	H	W	63-60
Feb. 7	Austin Peay	A	W	64-61
Feb. 11	Morehead State	A	L	66-72
Feb. 13	Eastern Kentucky	A	W	80-74
Feb. 15	Southeastern Louisiana	H	W	74-69
Feb. 18	Middle Tennessee	H	L	53-70
Feb. 20	Tennessee Tech	H	W	60-58
Feb. 25	Akron	A	W	78-67
Feb. 27	Youngstown State	A	W	69-66
Mar. 5	#Middle Tennessee	N	L	54-56
Mar. 11	+Nevada-Las Vegas	A	L	61-87

* Evansville Holiday Tournament, Evansville, Ind.

OVC Tournament, Bowling Green, Ky.

+ National Invitation Tournament

1982-83**Coach: Ron Greene****Record: 21-8****OVC: 11-3 Champion****OVC Tournament: Semifinals****NIT PARTICIPANT****Home: 12-4 Away: 8-4 Neutral: 1-0**

Nov. 27	West Virginia Tech	H	L	75-84
Nov. 29	Bradley	H	W	90-67
Dec. 2	Southern Illinois	H	W	63-41
Dec. 4	McNeese State	H	W	99-77
Dec. 6	Bowling Green	A	W	81-78
Dec. 17	Eastern Kentucky	A	W	86-63
Dec. 18	Morehead State	A	W	96-89
Dec. 28	*Fordham	N	W	93-63
Dec. 29	*Ala.-Birmingham	A	W	81-75
Jan. 7	Youngstown State	H	W	92-83
Jan. 8	Akron	H	W	90-79
Jan. 11	Eastern Illinois	A	W	84-78
Jan. 14	Tennessee Tech	A	W	92-88
Jan. 18	SIU Edwardsville	H	W	63-44
Jan. 21	Middle Tennessee	H	W	61-54
Jan. 24	Southeastern La.	A	L	65-75
Jan. 29	Austin Peay	H	W	81-77
Feb. 4	Youngstown State	A	W	79-74
Feb. 5	Akron	A	L	76-84
Feb. 7	Eastern Illinois	H	W	92-82
Feb. 11	Tennessee Tech	H	L	73-76
Feb. 12	Central State	H	W	74-56
Feb. 18	Middle Tennessee	A	W	80-69
Feb. 25	Austin Peay	A	L	65-77
Feb. 28	Louisville	A	L	58-66
Mar. 4	Eastern Kentucky	H	W	85-63
Mar. 5	Morehead State	H	W	72-60
Mar. 11	#Akron	H	L	61-65
Mar. 17	+Wake Forest	H	L	80-87

* UAB Classic, Birmingham, Ala.

OVC Tournament, Murray

+ National Invitation Tournament, Murray.

1983-84**Coach: Ron Greene****Record: 15-13****OVC: 7-7 (4th)****OVC Tournament: Semifinals****Home: 13-1 Away: 2-10 Neutral: 0-2**

Nov. 26	Missouri-Kansas City	H	W	80-49
Nov. 29	Tennessee State	OT H	W	65-58
Dec. 2	*Pan American	N	L	53-67
Dec. 3	*Samford	N	L	50-52
Dec. 5	McNeese State	A	L	64-68
Dec. 10	Southern Mississippi	H	W	64-63
Dec. 12	Chapman College	H	W	88-76
Jan. 4	New Orleans	A	W	83-69
Jan. 7	Kentucky State	H	W	106-83
Jan. 9	Fredonia State	H	W	59-46
Jan. 12	Akron	A	L	77-89
Jan. 14	Youngstown State	A	L	57-59
Jan. 19	Eastern Kentucky	H	W	66-60
Jan. 21	Morehead State	H	L	76-87
Jan. 26	Tennessee Tech	A	L	60-61
Jan. 27	Middle Tennessee	A	W	85-76
Feb. 1	Southern Mississippi	A	L	56-58
Feb. 3	Austin Peay	OT H	W	90-85
Feb. 9	Tennessee Tech	H	W	75-72
Feb. 11	Middle Tennessee	H	W	75-63



MSU Archives

1979-80

ALL-TIME RESULTS - SEASON BY SEASON

Feb. 13	Tennessee State	A	L	52-69
Feb. 16	Akron	H	W	83-75
Feb. 18	Youngstown State	H	W	83-62
Feb. 23	Eastern Kentucky	A	L	54-71
Feb. 25	Morehead State	A	L	64-71
Feb. 27	Southeastern La.	H	W	45-44
Mar. 3	Austin Peay	A	L	69-77
Mar. 9	#Morehead State	A	L	64-80

* Show-Me Classic, Columbia, Mo.
OVC Tournament, Morehead, Ky.

1984-85

Coach: Ron Greene

Record: 19-9

OVC: 8-6 (4th)

OVC Tournament: Quarterfinals

Home: 13-2 Away: 4-6 Neutral: 2-1

Nov. 26	West Virginia Tech	H	W	78-62
Nov. 29	Lincoln Memorial	H	L	70-76
Dec. 5	Evansville	H	W	58-50
Dec. 8	Tennessee State	A	W	75-58
Dec. 12	Southern Illinois	A	W	66-60
Dec. 15	Lewis	H	W	75-65
Dec. 17	Kentucky State	H	W	61-47
Dec. 20	Tennessee State	H	W	76-56
Dec. 28	*Fresno State	N	L	44-46
Dec. 29	*Pennsylvania	N	W	66-54
Dec. 30	*Portland	N	W	71-49
Jan. 7	New Orleans	H	W	66-61
Jan. 9	Austin Peay	A	W	86-69
Jan. 12	Akron	H	W	64-51
Jan. 14	Youngstown State	OT H	W	66-62
Jan. 19	Eastern Kentucky	A	L	51-53
Jan. 21	Morehead State	A	W	83-61
Jan. 26	Tennessee Tech	H	W	82-73
Jan. 28	Middle Tennessee	H	W	63-59
Feb. 4	Western Kentucky	H	W	69-67
Feb. 6	Austin Peay	H	W	64-60
Feb. 9	Tennessee Tech	2OT A	L	51-53
Feb. 11	Middle Tennessee	A	L	59-65
Feb. 16	Akron	A	L	64-67
Feb. 18	Youngstown State	A	L	57-59
Feb. 23	Eastern Kentucky	H	L	70-76
Feb. 25	Morehead State	H	W	76-58
Feb. 28	#Middle Tennessee	A	L	60-63

*Far West Classic, Portland, Ore.

#OVC Tournament, Murfreesboro, Tenn.

STEVE NEWTON (1985-1991)

Seasons: 6

Record: 116-65 (.641)

Home: 66-15

Away: 36-37

Neutral: 14-13

OVC: 57-21

**1985-86**

Coach: Steve Newton

Record: 17-12

OVC: 8-6 (3rd)

OVC Tournament: Semifinals

Home: 14-0 Away: 2-10 Neutral: 1-2

Nov. 23	William Penn	H	W	78-53
Nov. 30	IPFW	H	W	57-51
Dec. 2	Wisc.-Stevens Point	H	W	79-68
Dec. 6	*Utah State	N	L	74-75

Dec. 7	*Eastern Kentucky	N	W	63-61
Dec. 9	Alabama	A	L	65-99
Dec. 14	Evansville	A	W	52-34
Dec. 16	Bowling Green	OT H	W	70-63
Dec. 21	Southern Illinois	H	W	79-65
Dec. 23	Memphis State	A	L	59-82
Dec. 28	New Orleans	A	L	67-103
Jan. 4	Kentucky State	H	W	74-66
Jan. 6	Western Kentucky	A	L	58-80
Jan. 11	Middle Tennessee	A	L	68-81
Jan. 13	Tennessee Tech	A	L	53-78
Jan. 18	Youngstown State	H	W	82-74
Jan. 20	Akron	H	W	82-77
Jan. 25	Eastern Kentucky	H	W	67-55
Jan. 27	Morehead State	H	W	65-60
Feb. 1	Austin Peay	H	W	72-65
Feb. 8	Morehead State	A	W	69-65
Feb. 10	Eastern Kentucky	A	L	68-70
Feb. 15	Tennessee Tech	H	W	77-72
Feb. 17	Middle Tennessee	H	W	93-86
Feb. 22	Akron	A	L	57-76
Feb. 24	Youngstown State	A	L	66-68
Feb. 28	Austin Peay	A	L	64-69
Mar. 3	#Austin Peay	H	W	78-66
Mar. 7	+Middle Tennessee	N	L	81-85

* Illini Classic, Champaign, Ill.

OVC Tournament First Round, Murray

+ OVC Tournament Semi-Finals, Akron, Ohio

1986-87

Coach: Steve Newton

Record: 13-15

OVC: 6-8 (6th)

OVC Tournament: Quarterfinals

Home: 8-5 Away: 4-8 Neutral: 1-2

Nov. 28	William Penn	H	W	79-50
Nov. 29	Belmont	H	W	94-92
Dec. 1	Southern Illinois	A	L	87-97
Dec. 5	*Southern California	OT N	L	53-54
Dec. 6	*Mercer	N	L	50-51
Dec. 9	Memphis State	A	L	47-78
Dec. 19	#UT-Chattanooga	N	W	76-67
Dec. 20	#Southwestern La	A	W	81-70
Dec. 30	Minnesota	A	L	64-78
Jan. 3	Kentucky State	H	W	69-53

Jan. 5	Evansville	H	W	83-72
Jan. 7	IUPUI-Indianapolis	H	W	85-64
Jan. 10	Middle Tennessee	H	L	57-64
Jan. 12	Tennessee Tech	H	W	63-62
Jan. 17	Youngstown State	A	W	61-58
Jan. 19	Akron	A	L	70-76
Jan. 24	Eastern Kentucky	A	W	90-87
Jan. 26	Morehead State	A	L	57-75
Jan. 31	Austin Peay	A	W	61-59
Feb. 4	New Orleans	H	L	52-63
Feb. 7	Morehead State	OT H	L	72-84
Feb. 9	Eastern Kentucky	H	L	76-85
Feb. 14	Tennessee Tech	A	L	79-89
Feb. 16	Middle Tennessee	A	L	76-90
Feb. 21	Akron	H	L	66-76
Feb. 23	Youngstown State	H	W	77-68
Feb. 27	Austin Peay	H	W	69-68
Mar. 2	+Eastern Kentucky	A	L	75-89

* Wendy's Classic, Bowling Green, Ky.

Bayou Classic, Lafayette, La.

+ OVC Tournament First Round, Richmond, Ky.

1987-88

Coach: Steve Newton

Record: 22-9

OVC: 13-1 Champion

OVC Tournament: Champion

NCAA PARTICIPANT

Home: 12-3 Away: 8-3 Neutral: 2-3

Nov. 27	William Penn	H	W	97-49
Nov. 30	Southern Illinois	H	L	70-77
Dec. 2	Christian Brothers	H	W	82-69
Dec. 5	Evansville	A	L	70-76
Dec. 7	Western Illinois	H	W	74-58
Dec. 11	*Utah State	N	L	57-74
Dec. 12	*Pan American	N	L	57-60
Dec. 18	#Eastern Washington	N	W	84-57
Dec. 19	#Southwestern La.	A	L	62-64
Jan. 2	Bethel (Tenn.)	H	W	96-60
Jan. 5	Memphis State	OT A	L	70-76
Jan. 9	Tennessee State	H	W	99-84
Jan. 12	Western Kentucky	H	L	49-50
Jan. 16	Eastern Kentucky	H	W	95-84
Jan. 18	Morehead State	H	W	85-74
Jan. 23	Middle Tennessee	A	W	79-67



MSU Archives

1982-83

ALL-TIME RESULTS - SEASON BY SEASON

Jan. 25	Tennessee Tech	A	W 67-64
Jan. 30	Youngstown State	A	W 87-62
Feb. 6	Austin Peay	H	L 71-74
Feb. 8	Austin Peay	A	W 83-70
Feb. 13	Tennessee State	A	W 78-70
Feb. 15	Youngstown State	H	W 71-64
Feb. 20	Morehead State	A	W 77-75
Feb. 22	Eastern Kentucky	A	W 79-78
Feb. 27	Tennessee Tech	H	W 80-75
Feb. 29	Middle Tennessee	H	W 82-66
Mar. 2	Western Illinois	A	W 78-68
Mar. 11	+Eastern Kentucky	H	W 76-60
Mar. 12	+Austin Peay	H	W 73-70
Mar. 18	%North Carolina St.	N	W 78-75
Mar. 20	%Kansas	N	L 58-61

* Longhorn Classic, Austin, Texas

Bayou Classic, Lafayette, La.

+ OVC Tourn. Semi-Finals and Finals, Murray

% NCAA Tournament, Lincoln, Neb.

1988-89

Coach: Steve Newton

Record: 19-11

OVC: 10-2 Co-Champion

OVC Tournament: Semifinals

NIT PARTICIPANT

Home: 12-2 Away: 5-7 Neutral: 2-2

Nov. 26	Oakland City	H	W 68-49
Nov. 28	Lamar	A	W 96-83
Dec. 2	*Tulsa	N	W 86-63
Dec. 3	*Western Kentucky	A	L 75-79
Dec. 6	Louisville	A	L 51-83
Dec. 10	Texas Wesleyan	H	W102-51
Dec. 16	#Louisiana Tech	N	L 69-87
Dec. 17	#Florida A&M	N	W 62-58
Dec. 19	Vanderbilt	A	L 57-74
Dec. 21	Nicholls State	H	W 79-65
Dec. 31	Evansville	H	L 70-78
Jan. 2	Eastern Illinois	H	W 74-55
Jan. 7	Austin Peay	A	L 75-84
Jan. 9	Lamar	OT H	W 80-78
Jan. 14	Morehead State	A	W 79-66
Jan. 16	Eastern Kentucky	A	W 63-40
Jan. 23	Tennessee Tech	H	W 76-67
Jan. 28	Tennessee State	H	W 87-55

Jan. 30	Middle Tennessee	H	W 71-67
Feb. 4	Austin Peay	H	W 72-64
Feb. 8	Memphis State	H	L 62-73
Feb. 11	Middle Tennessee	A	L 84-85
Feb. 13	Tennessee State	A	W 89-80
Feb. 18	Tennessee Tech	A	W 87-72
Feb. 20	Southern Illinois	A	L 71-79
Feb. 25	Eastern Kentucky	H	W 97-66
Feb. 27	Morehead State	H	W 86-74
Mar. 4	+Tennessee State	H	W 90-71
Mar. 9	%Austin Peay	N	L 65-74
Mar. 15	\$Penn State	A	L 73-89

* Western Kentucky Inv., Bowling Green, Ky.

UAB Classic, Birmingham, Ala.

+ OVC Tournament First Round, Murray

% OVC Tourn. Semi-Finals, Nashville, Tenn.

\$ National Invitation Tournament

1989-90

Coach: Steve Newton

Record: 21-9

OVC: 10-2 Champion

OVC Tournament: Champion

NCAA PARTICIPANT

Home: 9-4 Away: 10-4 Neutral: 2-1

Nov. 29	Western Kentucky	A	W 66-64
Dec. 2	Saint Louis	A	L 68-78
Dec. 4	Eastern Illinois	A	L 50-55
Dec. 9	Southern Illinois	3OT H	L108-114
Dec. 11	Georgia Southern	H	L 69-71
Dec. 16	Evansville	A	L 69-93
Dec. 18	Southern Calif. Coll.	H	W 71-68
Dec. 29	*TX-San Antonio	OT N W	107-101
Dec. 30	*Lamar	A	W 88-81
Jan. 3	Saint Louis	L	60-76
Jan. 5	#Alcorn State	N	W 72-50
Jan. 6	#Florida Tech	A	W 72-62
Jan. 9	Arkansas State	H	W 64-62
Jan. 13	Morehead State	H	W 79-55
Jan. 15	Eastern Kentucky	H	W 58-45
Jan. 20	Middle Tennessee	A	W 80-71
Jan. 22	Tennessee Tech	A	W 81-75
Jan. 27	Nicholls State	A	W 75-56
Jan. 29	Tennessee State	A	W 80-67
Feb. 3	Austin Peay	H	W 66-58

Feb. 5	Austin Peay	A	W 58-55
Feb. 10	Tennessee State OT	H	W 90-89
Feb. 12	Georgia Southern	A	W 82-79
Feb. 17	Tennessee Tech	H	W 71-63
Feb. 19	Middle Tennessee	H	L 76-81
Feb. 24	Eastern Kentucky	A	W 75-69
Feb. 26	Morehead State	A	L 79-81
Mar. 7	+Austin Peay	H	W 68-67
Mar. 8	+Eastern Kentucky	H	W 64-57
Mar. 15	%Michigan State OT	N	L 71-75

* Lamar Tournament, Beaumont, Texas

McDonnell Classic, Melbourne, Fla.

+ OVC Tournament, Murray

% NCAA Tournament, Knoxville, Tenn.

1990-91

Coach: Steve Newton

Record: 24-9

OVC: 10-2 Champion

OVC Tournament: Champion

NCAA PARTICIPANT

Home: 11-2 Away: 7-5 Neutral: 6-2

Nov. 23	*Bucknell	N	W 81-68
Nov. 24	*Old Dominion	N	W 76-61
Nov. 25	*Nebraska	N	W 81-79
Nov. 28	Georgia Southern	H	W 78-61
Dec. 1	Western Kentucky	H	W 97-91
Dec. 4	Memphis State	A	L 78-85
Dec. 7	#Texas Southern	N	W 79-65
Dec. 8	#Arkansas State	A	L 62-63
Dec. 14	Southern Illinois	A	W 83-77
Dec. 17	Prairie View A&M	H	W103-52
Dec. 21	^U.S. International	N	W103-55
Dec. 22	^Wright State	A	L 76-79
Dec. 28	%South Alabama	OT N	W 88-78
Dec. 29	%Kansas State	N	L 50-67
Jan. 2	North Alabama	H	L 70-88
Jan. 5	Austin Peay	H	W 71-66
Jan. 8	Georgia Southern	A	L 63-66
Jan. 12	IUPUI-Indianapolis	H	W 84-52
Jan. 14	Middle Tennessee	A	W 70-66
Jan. 19	Tennessee State	H	L 73-75
Jan. 21	Tennessee Tech	H	W 86-74
Jan. 26	Morehead State	A	W 80-55
Jan. 28	Eastern Kentucky	A	L 82-87
Feb. 2	Austin Peay	A	W 79-71
Feb. 4	Prairie View A&M	A	W 81-68
Feb. 9	Eastern Kentucky	H	W 64-52
Feb. 11	Morehead State	H	W 81-73
Feb. 16	Tennessee Tech	A	W 72-64
Feb. 18	Tennessee State	A	W 65-64
Feb. 23	Middle Tennessee	H	W 91-86
Mar. 6	\$Morehead State	H	W 89-61
Mar. 7	\$Middle Tennessee	H	W 79-67
Mar. 15	+Alabama	N	L 79-89

* Puerto Rico Classic, San Juan, Puerto Rico

Citizens Bank Classic, Jonesboro, Ark.

^ U.S. Air Classic, Dayton, Ohio

% BMA Holiday Classic, Kansas City, Mo.

\$ OVC Tournament, Murray, Ky.

+ NCAA Tournament, Atlanta, Ga.



MSU Archives

1987-88

ALL-TIME RESULTS - SEASON BY SEASON

SCOTT EDGAR (1991-95)**Seasons: 4****Record: 79-40 (.664)****Home: 42-9****Away: 25-22****Neutral: 12-9****OVC: 48-14****1991-92****Coach: Scott Edgar****Record: 17-13****OVC: 11-3 Champion****OVC Tournament: Champion****NCAA PARTICIPANT****Home: 8-4 Away: 6-7 Neutral: 3-2**

Nov. 26	Illinois Tech	H	W106-66
Nov. 30	Southern Illinois	H	L 109-98
Dec. 3	Memphis	A	L 78-54
Dec. 6	*Monmouth	N	L 68-67
Dec. 7	*UNC-Asheville	N	W105-81
Dec. 14	Middle Tennessee	H	W 98-74
Dec. 19	Western Kentucky	A	L 93-89
Dec. 21	Evansville	H	L 87-80
Dec. 28	Missouri	A	L 92-52
Dec. 31	Arkansas State	A	L 63-59
Jan. 6	Texas	A	L 93-75
Jan. 11	Austin Peay	A	L 86-85
Jan. 13	SE Missouri	H	W 86-76
Jan. 15	Va. Commonwealth	H	L 91-90
Jan. 18	Tennessee Tech	A	W 87-80
Jan. 20	Tennessee State	A	W 71-62
Jan. 25	Eastern Kentucky	H	L 100-90
Jan. 27	Morehead State	H	W 87-83
Feb. 1	Middle Tennessee	A	W 84-83
Feb. 3	Eastern Illinois	A	W 77-73
Feb. 8	Morehead State	OT A	W 93-91
Feb. 10	Eastern Kentucky	A	W 83-62
Feb. 15	Tennessee State	H	W 75-60
Feb. 17	Tennessee Tech	OT H	W103-99
Feb. 22	SE Missouri	A	L 80-75
Feb. 24	Austin Peay	H	W105-75
Feb. 29	Eastern Illinois	H	W 86-74
Mar. 7	#Morehead State	N	W109-77
Mar. 8	#Eastern Kentucky	N	W 81-60
Mar. 19	+Arkansas	N	L 80-69

* Hatter Classic - Deland, Fla.

OVC Tournament - Lexington, Ky.

+ NCAA Tournament - Milwaukee, Wisc.

1992-93**Coach: Scott Edgar****Record: 18-12****OVC: 11-5 Runner-up****OVC Tournament: Runner-up****Home: 9-2 Away: 7-7 Neutral: 2-3**

Nov.18	*Indiana	A	L 80-103
Dec. 1	Campbellsville	H	W 93-80
Dec. 4	#Rice	N	L 78-89
Dec. 5	#Boise State	N	L 82-94
Dec.19	Evansville	OT A	W 87-78
Dec.22	Va. Commonwealth	A	L 77-83
Dec.28	Saint Louis	A	L 58-94
Dec.30	Fla. International	A	W 68-64
Jan. 2	Pikeville	H	W124-71
Jan. 4	Ole Miss	A	W 75-65
Jan. 9	Austin Peay	OT A	W 82-76

Jan. 11	Tennessee State	A	L 76-80
Jan. 13	UT Martin	H	W 92-66
Jan. 16	SE Missouri	A	W111-95
Jan. 19	Texas	H	L 74-79
Jan. 23	Eastern Kentucky	H	W 93-92
Jan. 25	Morehead State	H	W 89-76
Jan. 30	Tennessee Tech	OT H W	117-112
Feb. 1	Middle Tennessee	H	W 76-73
Feb. 6	SE Missouri	H	W100-96
Feb.10	UT Martin	A	W100-74
Feb.13	Eastern Kentucky	A	L 82-98
Feb.15	Morehead State	A	L 78-80
Feb.20	Austin Peay	H	W 88-69
Feb.22	Tennessee State	H	L 75-82
Feb.27	Tennessee Tech	A	W 83-81
Mar. 1	Middle Tennessee	A	L 74-79
Mar. 4	+Austin Peay	N	W 82-66
Mar. 5	+Eastern Kentucky	N	W 74-73
Mar. 6	+Tennessee State	N	L 68-82

* Preseason NIT

US West Cellular Tourn., Seattle, Wash.

+ OVC Tournament, Lexington, Ky.

1993-94**Coach: Scott Edgar****Record: 23-6****OVC: 15-1 Champion****OVC Tournament: Runner-up****NIT PARTICIPANT****Home: 14-1 Away: 7-4 Neutral: 2-1**

Nov.28	Arkansas	A	L 67-93
Dec. 7	Campbellsville	H	W 89-71
Dec.11	Florida International	H	W 92-61
Dec.18	St. Louis	H	L 92-89
Dec.22	Mississippi	H	W 87-68
Dec.27	Pikeville	H	W119-75
Dec.29	#Columbia	N	W 82-66
Dec. 30	#Toledo	A	L 82-94
Jan. 4	Arkansas College	H	W 93-79
Jan. 8	Morehead State	A	W116-91
Jan. 10	Eastern Kentucky	A	W 79-72
Jan. 15	Middle Tennessee	H	W102-76
Jan. 17	Tennessee Tech	H	W102-91
Jan. 19	Memphis State	H	W 82-77
Jan. 22	UT-Martin	H	W 99-70

Jan. 24	Tennessee State	H	W 90-79
Jan. 29	Austin Peay	A	L 81-83
Jan. 31	Tennessee State	A	W 92-76
Feb. 2	SE Missouri	H	W 81-74
Feb. 5	Eastern Kentucky	H	W 86-82
Feb. 7	Morehead State	H	W 91-86
Feb.12	Middle Tennessee	A	W116-86
Feb.14	Tennessee Tech	A	W 89-86
Feb.19	SE Missouri	A	W 96-95
Feb.26	Austin Peay	H	W 95-85
Feb.28	UT-Martin	A	W 80-77
Mar. 4	\$Morehead State	N	W104-86
Mar. 5	\$Tennessee State	N	L 72-73
Mar.16	&Bradley	A	L 58-66

Toledo Invitational, Toledo, Ohio

\$ OVC Tournament, Nashville, Tenn.

& NIT, Peoria, Ill.

1994-95**Coach: Scott Edgar****Record: 21-9****OVC: 11-5 Co-Champion****OVC Tournament: Champion****NCAA PARTICIPANT****Home: 11-2 Away: 5-5 Neutral: 5-2**

Nov. 30	Campbellsville	H	W138-88
Dec. 2	#Troy State	N	W107-97
Dec. 3	#UNC-Wilmington	A	L 81-73
Dec. 5	Alcorn State	H	W 86-70
Dec. 10	Arkansas	A	L 94-69
Dec. 16	*Youngstown State	N	L 53-48
Dec. 17	*Prairie View A&M	N	W116-97
Dec. 22	Pikeville	H	W105-63
Dec. 28	Milligan	H	W102-82
Jan. 2	Alcorn State	A	W111-100
Jan. 7	Morehead State	H	W 70-66
Jan. 9	Eastern Kentucky	H	W 88-62
Jan. 14	Middle Tennessee	A	W 89-74
Jan. 16	Tennessee Tech	A	L 79-71
Jan. 21	UT Martin	A	W 81-68
Jan. 23	Tennessee State	H	L 78-75
Jan. 28	Austin Peay	H	W 80-79
Jan. 30	Tennessee State	H	L 72-65
Feb. 1	SE Missouri	A	W 83-79
Feb. 4	Eastern Kentucky	A	L 78-75



1988-89

MSU Archives

ALL-TIME RESULTS - SEASON BY SEASON

Feb. 6	Morehead	A	L	80-74
Feb.11	Tennessee Tech	H	W	114-90
Feb.13	Middle Tennessee	H	W	87-74
Feb.18	SE Missouri	H	W	83-55
Feb.25	Austin Peay	A	W	96-79
Feb.27	UT-Martin	H	W	107-75
Mar. 2	% Middle Tennessee	N	W	75-67
Mar. 3	% Eastern Kentucky	N	W	78-72
Mar. 4	% Austin Peay	N	W	92-84
Mar.17	\$ North Carolina	N	L	80-70

- East Coast Classic, Wilmington, N.C.
 * - U.S. Air Classic, Dayton, Ohio
 % - OVC Tournament, Nashville, Tenn.
 \$ - NCAA Tournament, Tallahassee, Fla.

Jan. 22	Saint Louis	A	L	68-74
Jan. 27	Austin Peay	A	W	71-64
Jan. 29	Middle Tennessee	A	W	73-72
Feb. 1	SE Missouri	H	W	81-77
Feb. 5	Tennessee State	H	L	72-78
Feb. 10	Morehead State	A	W	81-66
Feb. 12	Eastern Kentucky	A	W	85-62
Feb. 17	UT-Martin	H	W	87-81
Feb. 19.	Tennessee Tech	H	L	76-77
Feb. 22	SE Missouri	A	W	79-61
Feb. 24	Middle Tennessee	H	W	80-67
Feb. 26	Austin Peay	H	L	65-80
Mar. 1	!Tennessee Tech	N	W	85-71
Mar. 2	!Austin Peay	N	L	68-70
Mar. 13	#Missouri	A	L	85-89

% Purdue Classic, W. Lafayette, Ind.
 ! OVC Tournament, Nashville, Tenn.
 # NIT, Columbia, Mo.

Feb. 6	SE Missouri	A	W	86-75
Feb. 8	Tennessee State	A	L	68-84
Feb. 10	Austin Peay	A	L	67-79
Feb. 13	Tennessee Tech	A	L	62-89
Feb. 15	Morehead State	H	W	82-65
Feb. 17	Eastern Kentucky	H	W	83-57
Feb. 20	Eastern Illinois	H	W	106-72
Feb. 25	!Tennessee State	H	W	76-63
Feb. 28	#Middle Tennessee	N	W	74-48
Mar. 1	#Austin Peay OT	N	W	88-85
Mar. 14	\$Duke	N	L	68-71

% At Birmingham, Ala.
 ! OVC Tournament quarterfinals, Murray, Ky.
 # OVC Tournament, Nashville, Tenn.
 \$ NCAA Tournament, Charlotte, N.C.

MARK GOTTFRIED (1995-98)

Seasons: 3
Record: 68-24 (.739)
Home: 39-3
Away: 20-14
Neutral: 9-7
OVC: 40-12



1995-96
Coach: Mark Gottfried
Record: 19-10
OVC: 12-4 Champion
OVC Tournament: Runner-up

NIT PARTICIPANT
Home: 10-3 Away: 7-6 Neutral: 2-1

Nov. 25	Berry College	H	W	108-62
Nov. 28	Western Michigan	H	W	98-88
Dec. 1	%Drexel	N	W	76-75
Dec. 2	%Purdue	A	L	76-88
Dec. 5	Arkansas State	H	W	94-82
Dec. 9	Western Michigan	A	L	71-83
Dec. 16	Washington (Mo.)	H	W	108-87
Dec. 20	Louisville	A	L	72-81
Dec. 30	Ashland	H	W	81-58
Jan. 8	Tennessee Tech	A	L	63-64
Jan. 9	Tennessee State	A	W	71-67
Jan. 13	Eastern Kentucky	H	W	73-64
Jan. 15	Morehead State	H	W	98-70
Jan. 20	UT-Martin	A	W	80-68

1996-97
Coach: Mark Gottfried
Record: 20-10
OVC: 12-6 Co-Champion
OVC Tournament: Champion
Home: 14-0 Away: 4-8 Neutral: 2-2

Nov. 23	Belmont	H	W	84-45
Nov. 26	IUPUI	H	W	85-75
Dec. 2	Middle Tennessee	A	L	72-85
Dec. 5	Alcorn State	H	W	107-86
Dec. 7	Campbellsville	H	W	110-80
Dec. 14	Arkansas State	A	L	69-70
Dec. 18	Saint Louis	A	L	54-61
Dec. 21	% Auburn	N	L	72-86
Dec. 28	Alcorn State	A	W	64-62
Jan. 6	UT Martin	A	W	80-68
Jan. 9	Eastern Illinois	A	L	64-76
Jan. 11	Austin Peay	H	W	85-78
Jan. 13	Tennessee State	H	W	87-75
Jan. 18	E. Kentucky	A	W	60-59
Jan. 20	Morehead State	A	L	78-86
Jan. 23	SE Missouri	H	W	77-75
Jan. 25	Middle Tennessee	H	W	78-72
Jan. 27	Tennessee Tech	H	W	85-78
Feb. 1	UT Martin	H	W	88-69

1997-98
Coach: Mark Gottfried
Record: 29-4
OVC: 16-2 Champion
OVC Tournament: Champion
Home: 16-0 Away: 9-2 Neutral: 4-2

Nov. 19	Dayton	A	W	76-69
Nov. 24	Belmont	H	W	79-59
Nov. 28	%W. Illinois	N	W	106-67
Nov. 29	% Idaho State	N	W	111-64
Dec. 4	Eastern Kentucky	H	W	64-57
Dec. 6	Morehead State	H	W	91-69
Dec. 13	Washington (Mo.)	H	W	98-66
Dec. 18	Campbellsville	H	W	112-70
Dec. 21	Western Kentucky	A	W	86-75
Dec. 24	#Michigan	N	L	53-76
Dec. 25	#Arkansas	N	W	94-83
Dec. 26	#Iowa State OT	N	W	84-76
Jan. 3	Middle Tennessee OT	A	L	71-76
Jan. 5	Tennessee Tech	A	W	95-72
Jan. 8	Indiana Southeast	H	W	115-63
Jan. 10	UT Martin	A	W	67-56
Jan. 13	Eastern Kentucky	A	W	73-63
Jan. 15	Eastern Illinois	H	W	88-77
Jan. 17	SE Missouri	H	W	101-66
Jan. 22	Austin Peay	A	L	72-80
Jan. 24	Tennessee State	A	W	96-84
Jan. 29	Middle Tennessee	H	W	78-75
Jan. 31	Tennessee Tech	H	W	109-70
Feb. 3	Morehead State	A	W	95-81
Feb. 7	UT Martin	H	W	94-66
Feb. 12	Eastern Illinois	A	W	74-64
Feb. 14	SE Missouri	A	W	82-71
Feb. 19	Austin Peay	H	W	86-78
Feb. 21	1^Tennessee State	H	W	81-76
Feb. 24	2^Tennessee Tech	H	W	84-63
Feb. 28	\$Austin Peay	N	W	81-56
Mar. 1	\$ Tennessee State	N	W	92-69
Mar. 13	&Rhode Island	N	L	74-97

% Racer Thanksgiving Tourn, Murray, Ky.
 # Puerto Rico Holiday Classic, San Juan.
 ^ OVC Tournament quarterfinals, Murray, Ky.
 \$ OVC Tournament, Nashville, Tenn.
 & NCAA Tourn., Oklahoma City, Okla.
 1 Final regular season game at Racer Arena
 2 Final game at Racer Arena



MSU Archives

1993-94

ALL-TIME RESULTS - SEASON BY SEASON

TEVESTER ANDERSON (1998-2003)

Seasons: 5

Record: 103-52 (.665)

Home: 55-10

Away: 34-33

Neutral: 14-9

OVC: 60-24

**1998-99**

Coach: Tevester Anderson

Record: 27-6

OVC: 16-2 Champion

OVC Tournament: Champion

NCAA PARTICIPANT

Home: 13-0 Away: 10-3 Neutral: 4-3

Nov. 14	1Southern Illinois	H	W	65-62
Nov. 21	Belmont	A	W	76-69
Nov. 27	%Ark.-Little Rock	N	W	91-66
Nov. 28	%Oklahoma	A	W	68-64
Dec. 3	Morehead State	A	W	90-59
Dec. 5	Eastern Kentucky	A	W	108-66
Dec. 8	Hanover College	H	W	69-58
Dec. 12	Alabama State	A	W	68-66
Dec. 19	Western Kentucky	H	W	69-57
Dec. 27	#UNC-Charlotte	N	L	75-88
Dec. 29	#SW Louisiana	N	W	81-68
Dec. 30	#Florida State OT	N	L	76-80
Jan. 2	Tennessee Tech	H	W	75-53
Jan. 4	Middle Tennessee	H	W	84-74
Jan. 9	UT Martin	H	W	87-58
Jan. 12	Morehead State	H	W	86-82
Jan. 14	SE Missouri	A	W	71-70
Jan. 16	Eastern Illinois	A	W	86-73
Jan. 21	Tennessee State	H	W	81-71
Jan. 23	Austin Peay	H	W	89-58
Jan. 28	Tennessee Tech	A	W	78-62
Jan. 30	Middle Tennessee	A	W	81-62
Feb. 2	Eastern Kentucky	H	W	81-66
Feb. 6	UT Martin	A	L	73-74
Feb. 8	Saint Louis	A	L	51-62
Feb. 11	SE Missouri	H	W	62-52
Feb. 13	Eastern Illinois	ZOT H	W	94-89
Feb. 18	Tennessee State	A	W	95-63
Feb. 20	Austin Peay	A	L	72-80
Feb. 23	^Tennessee Tech	H	W	96-61
Feb. 27	\$Morehead State	N	W	92-69
Feb. 28	\$SE Missouri	N	W	62-61
Mar. 11	&Ohio State	N	L	58-72

% Sooner Classic, Norman, Okla.

Rainbow Classic, Honolulu, Hawaii

^ OVC Tournament quarterfinals, Murray, Ky.

\$ OVC Tournament, Nashville, Tenn.

& NCAA Tourn., Indianapolis, Ind.

1 First game at Regional Special Events Center

1999-2000

Coach: Tevester Anderson

Record: 23-9

OVC: 14-4 Co-Champion

OVC Tournament: Runner-up

Home: 11-1 Away: 8-4 Neutral: 4-3

Nov. 20	UC-Colorado Springs	H	W	90-63
Nov. 26	%Rutgers	N	W	87-83
Nov. 27	%Valparaiso	N	W	78-58
Nov. 28	%So. Mississippi	N	L	65-62
Dec. 2	Austin Peay	A	W	68-58

Dec. 4	Detroit Mercy	H	W	77-68
Dec. 7	Western Kentucky	A	L	92-70
Dec. 11	Alabama State	H	W	113-95
Dec. 16	South Alabama	A	W	59-54
Dec. 28	#Kent State	N	L	91-85
Dec. 29	#Rhode Island	N	W	80-74
Jan. 3	Purdue	A	L	95-67
Jan. 8	UT Martin	A	W	94-79
Jan. 13	Eastern Illinois	H	W	83-69
Jan. 15	SE Missouri	H	L	84-78
Jan. 18	Austin Peay	OT H	W	77-75
Jan. 20	E. Kentucky	A	W	82-77
Jan. 22	Morehead St.	OT A	W	87-86
Jan. 27	Middle Tennessee	H	L	81-79
Jan. 29	Tennessee Tech	H	W	75-74
Feb. 1	Tennessee State	A	L	77-75
Feb. 5	UT Martin	H	W	90-72
Feb. 8	Tennessee State	H	W	82-65
Feb. 10	Eastern Illinois	A	W	75-67
Feb. 12	SE Missouri	A	W	77-60
Feb. 17	Eastern Kentucky	H	W	101-68
Feb. 19	Morehead State	H	W	80-65
Feb. 24	Middle Tennessee	A	L	82-79
Feb. 26	Tennessee Tech	A	W	64-63
Feb. 29	^Tennessee State	H	W	83-58
Mar. 4	\$Eastern Illinois	N	W	89-70
Mar. 5	\$SE Missouri	N	L	67-56

% Hoop & Quill Classic, St. Louis, Mo.

SunClassic, El Paso, Texas

^ OVC Tournament Quarterfinals, Murray, Ky.

\$ OVC Tournament, Nashville, Tenn.

2000-01

Coach: Tevester Anderson

Record: 17-12

OVC: 11-5 (2nd)

OVC Tournament: Semifinals

Home: 11-2 Away: 6-9 Neutral: 0-1

Nov. 20	Gardner-Webb	H	W	103-76
Nov. 28	Colorado Springs	H	W	80-73
Dec. 2	Detroit	A	L	91-64
Dec. 5	Western Kentucky	H	W	83-81
Dec. 8	UAB OT	A	W	84-72
Dec. 17	Southern Illinois	A	L	94-79
Dec. 19	South Alabama	H	L	82-76

Dec. 21	Louisville	A	L	89-86
Dec. 28	Colorado	A	L	98-71
Dec. 30	Nebraska	A	W	79-71
Jan. 2	Santa Clara	A	L	77-72
Jan. 6	UT Martin	H	W	76-69
Jan. 11	SE Missouri	A	W	60-58
Jan. 13	Eastern Illinois	A	L	79-63
Jan. 18	Morehead State	H	W	83-62
Jan. 20	Eastern Kentucky	H	W	95-66
Jan. 23	Austin Peay	H	W	76-74
Jan. 25	Tennessee Tech	A	L	85-80
Jan. 30	Tennessee State	A	W	102-83
Feb. 3	UT Martin	A	L	80-73
Feb. 6	Austin Peay	OT A	L	84-79
Feb. 8	SE Missouri	H	W	65-54
Feb. 10	Eastern Illinois	H	W	92-77
Feb. 15	Morehead State	A	W	87-76
Feb. 17	Eastern Kentucky	A	W	86-81
Feb. 20	Tennessee State	H	W	67-66
Feb. 22	Tennessee Tech	H	L	94-71
Feb. 27	^Tennessee State	H	W	114-100
Mar. 2	\$Eastern Illinois	N	L	97-71

^ OVC Tournament Quarterfinals, Murray, Ky.
\$ OVC Tournament, Nashville, Tenn.

2001-02

Coach: Tevester Anderson

Record: 19-13

OVC: 10-6 (3rd)

OVC Tournament: Champion

NCAA PARTICIPANT

Home: 11-4 Away: 5-8 Neutral: 3-1

Nov. 17	West Florida	H	W	100-61
Nov. 19	Colorado Springs	H	W	109-44
Nov. 24	Western Kentucky	A	L	77-101
Nov. 29	Chattanooga	H	W	72-63
Dec. 1	UAB	H	W	74-69
Dec. 3	Indiana State	A	L	66-74
Dec. 7	\$Virginia Tech	N	W	66-63
Dec. 8	\$Louisville	A	L	69-84
Dec. 11	DePaul	A	W	69-65
Dec. 20	Tennessee State	H	W	103-72
Dec. 22	Chattanooga	A	L	58-71
Dec. 29	Southern Illinois	H	L	63-67
Jan. 3	UT Martin	H	W	90-76



1996-97

MSU Archives

ALL-TIME RESULTS - SEASON BY SEASON

Jan. 5	Gardner-Webb	H	L	66-80
Jan. 10	Tennessee Tech	A	L	59-78
Jan. 12	Austin Peay	A	L	62-68
Jan. 17	Eastern Illinois	H	L	86-88
Jan. 19	SE Missouri	H	W	85-72
Jan. 24	Morehead State	OT A	L	83-92
Jan. 26	Eastern Kentucky	A	L	81-92
Feb. 2	UT Martin	A	W	92-74
Feb. 4	Tennessee State	A	W	87-84
Feb. 7	Tennessee Tech	H	W	75-56
Feb. 9	Austin Peay	H	W	78-68
Feb. 14	Eastern Illinois	A	W	77-76
Feb. 16	SE Missouri	A	W	92-86
Feb. 21	Eastern Kentucky	H	W	85-74
Feb. 23	Morehead State	H	L	60-66
Feb. 26	^Eastern Illinois	H	W	103-56
Mar. 1	%Morehead State	N	W	89-75
Mar. 2	%Tennessee Tech	N	W	70-69
Mar. 15	&Georgia	N	L	68-85

\$ Jim Thorpe Classic, Louisville, Ky.
 ^ OVC Tournament Quarterfinals, Murray, Ky.
 % OVC Tournament, Louisville, Ky.
 & - NCAA Tournament, Chicago, Ill.

2002-03

Coach: Tevester Anderson
Record: 17-12
OVC: 9-7 (4th)
OVC Tournament: Semifinals
Home: 12-2 Away: 5-9 Neutral: 0-1

Nov. 22	West Florida	H	W	87-66
Nov. 25	SIU-Edwardsville	H	W	86-58
Dec. 3	Southern Illinois	A	L	56-85
Dec. 7	Western Kentucky	H	W	83-72
Dec. 14	Auburn	A	L	53-72
Dec. 16	Middle Tennessee	A	W	79-72
Dec. 19	Indiana State	H	W	85-39
Dec. 21	Evansville	A	W	76-58
Dec. 30	Memphis	A	L	60-67
Jan. 1	Middle Tennessee	H	W	76-64
Jan. 3	Southern Miss	A	L	54-56
Jan. 9	Tennessee Tech	H	W	64-52
Jan. 11	Austin Peay	H	L	63-66
Jan. 16	Eastern Illinois	A	W	80-74
Jan. 18	SE Missouri	A	L	68-78

Jan. 23	Morehead State	H	L	76-83
Jan. 25	Eastern Kentucky	H	W	92-80
Jan. 27	Tennessee State	A	W	93-75
Feb. 1	UT Martin	H	W	93-75
Feb. 6	Tennessee Tech	A	L	83-91
Feb. 8	Austin Peay	A	L	69-72
Feb. 13	Eastern Illinois	H	W	96-77
Feb. 15	SE Missouri	H	W	71-65
Feb. 20	Eastern Kentucky	A	L	71-73
Feb. 22	Morehead State	A	L	74-77
Feb. 24	Tennessee State	H	W	100-79
Mar. 1	UT Martin	A	W	80-59
Mar. 4	#Eastern Illinois	H	W	74-63
Mar. 7	%Austin Peay	OT N	L	56-59

OVC Tournament, Murray, Ky.
 % OVC Tournament, Nashville, Tenn.

MICK CRONIN (2003-2006)

Seasons: 3
Record: 69-24 (.741)
Home: 39-6
Away: 24-15
Neutral: 6-3
OVC: 42-10



2003-04

Coach: Mick Cronin
Record: 28-6
OVC: 14-2 (2nd)
OVC Tournament: Champion
NCAA PARTICIPANT
Home:15-1 Away: 10-4 Neutral: 3-1

Nov. 22	#Wagner	H	W	92-68
Nov. 24	West Florida	H	W	94-68
Nov. 26	SIUE	H	W	81-56
Nov. 29	Southern Mississippi	H	W	94-54
Dec. 3	TCU	A	W	73-67
Dec. 7	Western Kentucky	ZOT A	W	100-95
Dec. 13	#Chicago State	H	W	100-80
Dec. 17	Southern Illinois	H	W	68-64
Dec. 20	#Pittsburgh	A	L	49-70
Dec. 22	#Georgetown College	N	W	78-64
Dec. 28	Delaware State	A	W	65-56
Jan. 3	Louisville	A	L	69-91
Jan. 8	Morehead State	A	W	97-75

Jan. 10	Eastern Kentucky	A	W	82-71
Jan. 15	Samford	H	L	58-61
Jan. 17	Jacksonville State	H	W	89-84
Jan. 20	UT Martin	H	W	94-70
Jan. 24	Tennessee State	A	W	84-78
Jan. 26	Texas A&M-CC	A	L	68-80
Jan. 29	Eastern Kentucky	H	W	94-70
Jan. 31	Morehead State	H	W	90-76
Feb. 5	Eastern Illinois	A	W	85-67
Feb. 7	SE Missouri	A	W	80-74
Feb. 12	Tennessee Tech	A	W	90-78
Feb. 14	Austin Peay	A	L	56-63
Feb. 17	UT Martin	A	W	77-44
Feb. 19	Tennessee State	H	W	88-72
Feb. 23	Texas A&M-CC	H	W	73-53
Feb. 26	SE Missouri	H	W	76-63
Feb. 28	Eastern Illinois	H	W	81-51
Mar. 2	\$Tennessee Tech	H	W	92-75
Mar. 5	%Morehead State	N	W	94-72
Mar. 6	%Austin Peay	N	W	66-60
Mar. 19	&Illinois	N	L	53-72

Pittsburgh Holiday Classic, Pittsburgh, Pa.
 \$ OVC Tournament, Murray, Ky.
 % OVC Tournament, Nashville, Tenn.
 & NCAA Tournament, Columbus, Ohio

2004-05

Coach: Mick Cronin
Record: 17-11
OVC: 11-5 (2nd)
Home: 10-4 Away: 6-7 Neutral: 1-0

Nov. 20	SIUE	H	W	75-67
Nov. 23	Arkansas Tech	H	W	81-50
Nov. 28	Missouri	A	L	55-59
Dec. 1	TX-San Antonio	H	W	69-58
Dec. 4	Western Kentucky	H	L	72-82
Dec. 10	Southern Illinois	A	L	71-80
Dec. 22	Delaware State	H	W	68-39
Dec. 28	#UC-Davis	N	W	66-43
Dec. 29	#@St. Mary's CA	A	L	62-75
Jan. 2	AL-Birmingham	A	L	80-100
Jan. 6	Morehead State	H	W	83-61
Jan. 8	Eastern Kentucky	OT H	W	80-78
Jan. 13	Samford	A	L	47-55
Jan. 15	Jacksonville State	A	W	77-61
Jan. 18	UT Martin	A	W	96-70
Jan. 22	Tennessee State	H	W	82-74
Jan. 27	Eastern Kentucky	A	L	61-73
Jan. 29	Morehead State	A	W	83-64
Feb. 3	Eastern Illinois	H	W	73-69
Feb. 5	SE Missouri	H	L	58-61
Feb. 10	Tennessee Tech	H	L	68-72
Feb. 12	Austin Peay	H	W	82-73
Feb. 15	UT Martin	H	W	80-56
Feb. 17	Tennessee State	A	L	68-74
Feb. 19	^Rice	A	W	69-63
Feb. 24	SE Missouri	A	W	61-57
Feb. 26	Eastern Illinois	A	W	72-66
Mar. 1	\$SE Missouri	H	L	58-61

St. Mary's Holiday Classic, Moraga, Calif.
 ^ ESPN Bracket Buster
 \$ OVC Tournament quarterfinals, Murray, Ky.



1998-99

MSU Archives

ALL-TIME RESULTS - SEASON BY SEASON

2005-06**Coach: Mick Cronin****Record: 24-7****OVC: 17-3 Champion****OVC Tournament: Champion****NCAA PARTICIPANT****Home: 14-1 Away: 8-4 Neutral: 2-2**

Nov. 19@Cincinnati OT	A	L	75-79
Nov. 22 Campbellsville	H	W	76-51
Nov. 30 #Tennessee	N	L	53-64
Dec. 3 UTSA OT	A	W	89-79
Dec. 8 Eastern Kentucky	H	W	80-51
Dec. 10 Morehead State	H	W	92-40
Dec. 19 Jacksonville State	A	W	91-72
Dec. 21 Samford	A	L	50-61
Dec. 28 Southern Illinois	H	L	53-57
Dec. 30 Rice	H	W	83-65
Jan. 5 Tennessee State	H	W	75-67
Jan. 7 SE Missouri	H	W	81-68
Jan. 9 Eastern Illinois	H	W	66-65
Jan. 12 Austin Peay	H	W	67-56
Jan. 16 Eastern Illinois	A	L	54-59
Jan. 21 UT Martin	A	W	79-73
Jan. 26 Tennessee Tech	H	W	55-51
Jan. 28 SE Missouri	A	W	76-69
Jan. 30 Samford	H	W	59-38
Feb. 2 Austin Peay OT	A	W	69-68
Feb. 4 Jacksonville State	H	W	78-72
Feb. 9 Eastern Kentucky	A	W	62-45
Feb. 11 Morehead State	A	W	71-56
Feb. 16 Tennessee State	A	W	77-52
Feb. 18 \$Illinois-Chicago	H	W	72-68
Feb. 23 Tennessee Tech	A	L	66-70
Feb. 25 UT Martin	H	W	81-63
Feb. 28 ^UT Martin	H	W	65-52
Mar. 3 %Jacksonville State	N	W	69-64
Mar. 4 %Samford	N	W	75-57
Mar. 17 ()North Carolina	N	L	65-69

Nashville, Tenn.

\$ ESPN Bracket Buster

^ OVC Tournament quarterfinals, Murray Ky.

% OVC Tournament semifinal & Championship
Nashville, Tenn.**BILLY KENNEDY (2006-2011)****Seasons: 5****Record: 107-53 (.668)****Home: 62-11****Away: 38-30****Neutral: 7-12****OVC: 70-24****2006-07****Coach: Billy Kennedy****Record: 16-14****OVC: 13-7 (2nd)****OVC Tournament: Quarterfinals****Home: 8-5 Away: 8-7 Neutral: 0-2**

Nov. 10 #San Diego State	N	L	84-87
Nov. 11 #Seattle-Pacific	N	L	68-76
Nov. 12 #St. Mary's (Cal.)	A	L	44-62
Nov. 16 Belhaven	H	W	73-72
Nov. 19 Southern Illinois	A	L	46-62
Nov. 25 Eastern Illinois	H	W	53-50
Nov. 28 Illinois-Chicago	A	L	68-74

Dec. 1 Tennessee	A	L	64-89
Dec. 4 Anderson	H	W	78-33
Dec. 7 Eastern Kentucky	OT A	L	66-72
Dec. 9 Morehead State	A	W	70-67
Dec. 19 Jacksonville State	OT H	W	72-71
Dec. 21 Samford	H	L	44-55
Jan. 2 Eastern Illinois	A	W	73-62
Jan. 4 Tennessee State	OT A	W	86-83
Jan. 8 SE Missouri	H	L	85-96
Jan. 16 Austin Peay	A	L	59-68
Jan. 20 UT Martin	H	W	78-65
Jan. 23 Tennessee Tech	A	L	52-63
Jan. 27 SE Missouri	A	W	85-67
Jan. 29 Samford	A	W	57-51
Feb. 1 Austin Peay	H	W	77-68
Feb. 3 Jacksonville State	A	W	63-61
Feb. 8 Eastern Kentucky	H	L	62-64
Feb. 10 Morehead State	H	W	74-62
Feb. 14 Tennessee State	OTH	L	60-64
Feb. 17 \$Rider	A	W	58-51
Feb. 22 Tennessee Tech	H	W	60-56
Feb. 24 UT Martin	A	W	74-52
Feb. 27 ^Samford	H	L	60-70

Shamrock Classic, Moraga, Cal.

\$ ESPN Bracket Buster

^ OVC Tournament quarterfinals, Murray Ky.

2007-08**Coach: Billy Kennedy****Record: 18-13****OVC: 13-7 (2nd)****OVC Tournament: Semifinals****Home: 14-2 Away: 4-9 Neutral: 0-2**

Nov. 10 Rider	H	W	66-65
Nov. 17 Western Kentucky	A	L	63-87
Nov. 23 Avila	H	W	84-55
Nov. 26 Arkansas State	H	W	81-67
Dec. 1 Mississippi State	A	L	61-78
Dec. 5 Eastern Kentucky	H	L	58-59
Dec. 8 Morehead State	H	W	63-44
Dec. 18 Jacksonville State	A	W	79-65
Dec. 20 Samford	A	L	64-65
Dec. 29 #Chattanooga	A	L	50-74
Dec. 30 #Belmont	N	L	67-84
Jan. 3 Eastern Illinois	OT A	L	80-83

Jan. 5 Tennessee State	H	W	92-88
Jan. 7 SE Missouri	A	W	79-51
Jan. 10 Austin Peay	H	W	82-70
Jan. 15 Indiana South Bend	H	W	80-62
Jan. 19 UT Martin	A	W	76-72
Jan. 24 Tennessee Tech	H	W	81-67
Jan. 26 SE Missouri	H	W	86-85
Jan. 29 Samford	H	W	62-34
Jan. 31 Austin Peay	OT A	L	87-92
Feb. 2 Jacksonville State	H	W	95-85
Feb. 7 Eastern Kentucky	A	L	47-60
Feb. 9 Morehead State	A	W	64-52
Feb. 14 Tennessee State	A	L	70-75
Feb. 16 Eastern Illinois	H	W	67-56
Feb. 23 ^Indiana State	H	L	62-79
Feb. 28 Tennessee Tech	A	L	66-71
Mar. 1 UT Martin	H	W	98-59
Mar. 5 \$Tennessee Tech	H	W	77-74
Mar. 7 %Tennessee State	N	L	75-83

Dr. Pepper Classic, Chattanooga, Tenn.

^ ESPN BracketBuster, Murray, Ky.

\$ OVC Tournament quarterfinals, Murray Ky.

% OVC Tournament semifinal, Nashville, Tenn.

2008-09**Coach: Billy Kennedy****Record: 19-12****OVC: 13-5 (2nd)****OVC Tournament: Semifinals****Home: 12-1 Away: 6-5 Neutral: 1-4**

Nov. 15 Lyon	H	W	84-46
Nov. 19 Arkansas State	A	L	47-55
Nov. 22 Western Kentucky	H	W	89-61
Nov. 26 Indiana State	A	W	67-61
Nov. 29 St. Catharine	H	W	76-66
Dec. 4 Eastern Kentucky	A	W	58-50
Dec. 6 Morehead State	A	L	74-79
Dec. 13 Missouri	A	L	64-75
Dec. 20 ^South Florida	N	L	64-73
Dec. 21 ^Oral Roberts	N	W	78-76
Dec. 22 ^Wright State	N	L	41-57
Dec. 29 &Niagara	N	L	71-80
Jan. 5 UT Martin	H	L	71-75
Jan. 8 Tennessee State	H	W	75-71
Jan. 10 Austin Peay	H	L	57-58



Photo by: Fred Mullane

2009-10

ALL-TIME RESULTS - SEASON BY SEASON

Jan. 15	Jacksonville State	A	W	63-56
Jan. 17	Tennessee Tech	A	L	55-61
Jan. 22	Eastern Illinois	H	W	58-46
Jan. 24	SE Missouri	H	W	80-55
Feb. 4	Tennessee State	A	W	88-58
Feb. 7	Austin Peay	A	L	80-83
Feb. 9	Eastern Illinois	A	W	59-53
Feb. 12	Tennessee Tech	H	W	73-52
Feb. 14	Jacksonville State	H	W	57-54
Feb. 17	SE Missouri	A	W	79-60
Feb. 21	#Louisiana Tech	H	L	60-69
Feb. 23	UT Martin	H	W	74-59
Feb. 26	Morehead State	H	W	69-64
Feb. 28	Eastern Kentucky	OT H	W	70-65
Mar. 3	\$Tennessee State	H	W	88-74
Mar. 6	Austin Peay	N	L	50-67
^ San Juan Shootout, Puerto Rico				
& Dr. Pepper Classic, Chattanooga, Tenn.				
\$ OVC Tournament Quarterfinals, Murray, Ky.				
% OVC Tournament Semifinals, Nashville, Tenn.				

2009-10Coach: **Billy Kennedy**Record: **31-5**OVC: **17-1 Champion**OVC Tournament: **Champion**

NCAA PARTICIPANT

Home: **15-0** Away: **11-4** Neutral: **5-1**

Nov. 9	!California	A	L	70-75
Nov. 14	UMSL	H	W	92-54
Nov. 20	#James Madison	N	W	71-43
Nov. 22	#NC Central	N	W	84-61
Nov. 23	#FIU	A	W	84-71
Nov. 28	Tennessee Wesleyan	H	W	108-49
Dec. 2	Eastern Kentucky	H	W	62-60
Dec. 5	Morehead State	H	W	86-56
Dec. 12	East Tenn. State	A	W	61-57
Dec. 15	Louisiana Tech	A	L	81-87
Dec. 19	Chattanooga	H	W	73-62
Dec. 22	Western Kentucky	A	L	72-83
Dec. 30	SIU Edwardsville	A	W	82-51
Jan. 4	UT Martin	H	W	83-59
Jan. 7	Tennessee State	A	W	80-59
Jan. 9	Austin Peay	A	W	69-53
Jan. 11	Eastern Illinois	H	W	75-59
Jan. 14	Jacksonville State	H	W	92-68
Jan. 16	Tennessee Tech	H	W	88-66
Jan. 21	Eastern Illinois	A	W	60-51
Jan. 23	SE Missouri	A	W	80-61
Jan. 27	SIU Edwardsville	H	W	86-49
Jan. 30	UT Martin	A	W	77-45
Feb. 4	Tennessee State	H	W	76-54
Feb. 6	Austin Peay	H	W	65-63
Feb. 11	Tennessee Tech	A	W	94-62
Feb. 13	Jacksonville State	A	W	75-67
Feb. 16	SE Missouri	H	W	80-68
Feb. 20	\$Morgan State	H	W	75-66
Feb. 25	Morehead State	A	L	65-70
Feb. 27	Eastern Kentucky	A	W	88-74
Mar. 2	^Tennessee State	H	W	84-51
Mar. 5	&Eastern Illinois	N	W	55-51
Mar. 6	&Morehead State	N	W	62-51
Mar. 18	**Vanderbilt	N	W	66-65
Mar. 20	**Butler	N	L	52-54

! Coaches vs Cancer Classic, Berkeley, Calif.

Coaches vs Cancer Classic, Miami, Fla.

\$ ESPN BracketBuster, Murray, Ky.
 ^ OVC Tournament Quarterfinals, Murray Ky.
 & OVC Tournament Semifinal and final,
 Nashville, Tenn.
 ** NCAA Tournament, San Jose, Calif.

2010-11Coach: **Billy Kennedy**Record: **23-9**OVC: **14-4 Champion**OVC Tournament: **Runner-up**

NIT PARTICIPANT

Home: **13-2** Away: **9-4** Neutral: **1-3**

Nov. 15	East Tenn. State	H	W	50-39
Nov. 17	Mississippi	A	L	61-77
Nov. 20	Reinhardt	H	W	84-70
Nov. 25	#Stanford	N	W	55-52
Nov. 26	#UNLV	N	L	55-69
Nov. 28	#Oklahoma State	N	L	49-66
Dec. 2	Eastern Kentucky	A	W	74-72
Dec. 4	Morehead State	A	L	65-75
Dec. 11	Chattanooga	A	W	73-65
Dec. 15	Bethel	H	W	94-52
Dec. 18	Western Kentucky	H	W	69-60
Dec. 21	UT Martin	A	W	92-75
Dec. 30	SIUE	H	W	71-46
Jan. 6	Tennessee State	H	W	64-53
Jan. 8	Austin Peay	H	L	64-66
Jan. 13	Jacksonville State	A	W	71-62
Jan. 15	Tennessee Tech	A	W	92-85
Jan. 20	Eastern Illinois	H	L	60-61
Jan. 22	SE Missouri	H	W	96-58
Jan. 26	SIUE	A	W	67-61
Jan. 29	UT Martin	H	W	92-75
Feb. 3	Tennessee State	A	W	74-65
Feb. 5	Austin Peay	A	W	67-58
Feb. 7	Eastern Illinois	A	W	66-53
Feb. 10	Tennessee Tech	H	W	55-44
Feb. 12	Jacksonville State	H	W	60-59
Feb. 16	SE Missouri	A	L	57-64
Feb. 19	\$Evansville	H	W	72-47
Feb. 24	Morehead State	H	W	70-62
Feb. 26	Eastern Kentucky	H	W	66-56
Mar. 4	%Tennessee Tech	N	L	59-64
Mar. 15	^@Missouri State	A	L	76-89

76 Classic, Anaheim, Calif.

\$ ESPNU BracketBusters
 % OVC Tournament semifinals, Nashville,
 Tenn.

^ NIT, Springfield, Mo.

STEVE PROHM (2011-15)Seasons: **4**Record: **104-29 (.781)**Home: **55-7**Away: **39-15**Neutral: **10-7**OVC: **48-10****2011-12**Coach: **Steve Prohm**Record: **31-2**OVC: **15-1 Champion**OVC Tournament: **Champion**

NCAA PARTICIPANT

Home: **13-1** Away: **13-0** Neutral: **5-1**

Nov. 11	Harris-Stowe	H	W	76-49
Nov. 14	Morgan State	A	W	80-69
Nov. 17	Tennessee Temple	H	W	83-41
Nov. 20	UAB	A	W	62-55
Nov. 23	#Alaska-Anchorage	A	W	64-62
Nov. 25	#San Francisco	N	W	70-67
Nov. 26	#S. Mississippi	2OT N	W	90-81
Dec. 1	Western Kentucky	A	W	70-59
Dec. 4	Dayton	H	W	75-58
Dec. 11	Memphis	A	W	76-72
Dec. 15	Lipscomb	H	W	89-65
Dec. 17	Arkansas State	H	W	66-53
Dec. 21	UT Martin	H	W	78-54
Dec. 30	Eastern Illinois	A	W	73-40
Jan. 4	Eastern Kentucky	H	W	76-67
Jan. 7	Austin Peay	A	W	87-75
Jan. 12	Jacksonville State	H	W	66-55
Jan. 14	Tennessee Tech	H	W	82-74
Jan. 18	Morehead State	A	W	66-60
Jan. 21	SIUE	A	W	82-65
Jan. 28	Eastern Illinois	H	W	73-58
Feb. 2	SE Missouri	H	W	81-73
Feb. 4	UT Martin	A	W	65-58
Feb. 9	Tennessee State	H	L	68-72
Feb. 11	Austin Peay	H	W	82-63
Feb. 15	SE Missouri	A	W	75-66
Feb. 18	^Saint Mary's	H	W	65-51
Feb. 23	Tennessee State	A	W	80-62
Feb. 25	Tennessee Tech	A	W	69-64
Mar. 2	+Tennessee Tech	N	W	78-58
Mar. 3	+Tennessee State	N	W	54-52
Mar. 15	%Colorado State	N	W	58-41
Mar. 17	%Marquette	N	L	53-62

Great Alaska Shootout, Anchorage

^ Sears BracketBusters

+ OVC Tournament, Nashville, Tenn.

% NCAA Tournament, Louisville, Ky.

ALL-TIME RESULTS - SEASON BY SEASON

2012-13

Coach: Steve Prohm

Record: 21-10

OVC: 10-6 (1st West Division, 2nd overall)

OVC Tournament: Runner-up

NIT PARTICIPANT

Home: 10-4 Away: 8-4 Neutral: 3-2

Nov. 9	Brescia	H	W	88-43
Nov. 15	#Auburn	N	W	79-59
Nov. 16	#St. John's	N	W	72-67
Nov. 18	#Colorado	N	L	74-81
Nov. 24	Old Dominion	H	W	79-72
Nov. 26	Lipscomb	A	W	88-79
Dec. 4	Bethel	H	W	76-54
Dec. 8	Evansville	A	W	82-70
Dec. 16	Western Kentucky	H	W	75-70
Dec. 19	Arkansas State	A	W	61-54
Dec. 22	Dayton	A	L	68-77
Dec. 29	Valparaiso	H	L	64-66
Jan. 3	UT Martin	A	W	73-62
Jan. 5	SE Missouri	A	W	74-66
Jan. 9	Eastern Kentucky	H	L	65-77
Jan. 12	Austin Peay	A	W	71-68
Jan. 17	Eastern Illinois	H	W	70-49
Jan. 19	SIUE	H	W	70-61
Jan. 24	Tennessee Tech	A	W	47-39
Jan. 26	Jacksonville State	A	L	64-65
Feb. 2	Austin Peay	OT	H	W 75-68
Feb. 7	Belmont	H	W	79-74
Feb. 9	Tennessee State	H	W	69-48
Feb. 14	SIUE	A	L	60-65
Feb. 16	Eastern Illinois	A	L	70-79
Feb. 20	Morehead State	2OT	A	W106-100
Feb. 23	^South Dakota State	H	W	73-62
Feb. 28	UT Martin	H	L	68-69
Mar. 2	SE Missouri	H	L	68-84
Mar. 8	+Eastern Kentucky	N	W	81-73
Mar. 9	+Belmont	OT	N	L 68-70

Charleston Classic, S.C.
^ Sears BracketBusters
+ OVC Tournament, Nashville, Tenn.

2013-14

Coach: Steve Prohm

Record: 23-11

OVC: 13-3 (1st West Division, 2nd overall)

OVC Tournament: Semifinals

CIT CHAMPION

Home: 17-1 Away: 6-9 Neutral: 0-1

Nov. 08	Valparaiso	A	L	77-74
Nov. 12	Brescia	H	W	97-69
Nov. 15	Old Dominion	A	L	70-60
Nov. 19	Bethel	H	W	91-64
Nov. 23	Auburn	A	L	75-67
Nov. 26	Middle Tennessee	H	L	80-62
Nov. 30	Saint Mary's	A	L	89-64
Dec. 04	Evansville	H	W	65-63
Dec. 07	Lipscomb	H	W	73-69
Dec. 17	Southern Illinois	H	W	73-65
Dec. 21	Western Ky.	A	L	71-64
Dec. 29	Dayton	A	L	72-51
Jan. 02	SE Missouri	H	W	82-75
Jan. 05	UT Martin	H	W	91-77
Jan. 08	Eastern Ky.	A	W	77-64
Jan. 11	Austin Peay	H	W	89-67
Jan. 16	Eastern Illinois	A	W	70-66

Jan. 18	SIUE	A	L	67-60
Jan. 23	Tennessee Tech	H	W	92-53
Jan. 25	Jacksonville State	H	W	73-65
Jan. 31	Austin Peay	A	W	96-88
Feb. 06	Belmont	A	L	99-96
Feb. 08	Tennessee State	A	W	73-65
Feb. 13	SIUE	H	W	82-72
Feb. 15	Eastern Illinois	H	W	72-60
Feb. 22	Morehead State	H	W	69-58
Feb. 27	UT Martin	A	W	86-72
Mar. 01	SE Missouri	2OT	A	L 118-115
Mar. 07	#Eastern Kentucky	N	L	86-83
Mar. 19	\$Missouri State	A	W	66-63
Mar. 24	\$Omaha	H	W	86-62
Mar. 27	\$Towson	H	W	85-72
Apr. 01	\$Pacific	H	W	98-75
Apr. 03	\$Yale	H	W	65-57

OVC Tournament, Nashville, Tenn.
\$ CollegeInsider.com Tournament
^ Double Overtime
\$ College Insider Tournament

2014-15

Coach: Steve Prohm

Record: 29-6

OVC: 16-0 (1st West Division, 1st overall)

OVC Tournament: Finals

NIT PARTICIPANT

Home: 15-1 Away: 12-2 Neutral: 2-3

Nov. 14	Houston	H	L	77-74
Nov. 18	Middle Tennessee	A	W	68-49
Nov. 20	Brescia	H	W	89-56
Nov. 24	Xavier	A	L	89-62
Nov. 28	*Portland	N	L	61-64
Nov. 29	*Valparaiso	N	L	58-93
Nov. 30	*Drake	N	W	68-59
Dec. 03	Bethel	H	W	102-66
Dec. 06	Western Kentucky	H	W	93-81
Dec. 13	Evansville	A	W	81-79
Dec. 17	Alcorn State	H	W	94-56
Dec. 20	Illinois State	H	W	89-77
Dec. 22	Southern Illinois	A	W	83-71
Dec. 30	Alabama A&M	H	W	76-39
Jan. 03	Morehead State	A	W	66-57
Jan. 08	Tennessee Tech	A	W	83-67
Jan. 11	Jacksonville State	A	W	84-57

Jan. 15	Belmont	H	W	92-77
Jan. 17	Tennessee State	H	W	92-71
Jan. 22	Eastern Illinois	A	W	77-62
Jan. 24	SIUE	A	W	96-54
Jan. 29	Eastern Kentucky	OT	H	W 85-78
Jan. 31	UT Martin	H	W	65-62
Feb. 05	Southeast Missouri	H	W	82-72
Feb. 07	Austin Peay	A	W	82-72
Feb. 12	SIUE	H	W	78-46
Feb. 14	Southeast Missouri	OT	A	W 94-92
Feb. 21	Austin Peay	H	W	89-54
Feb. 26	Eastern Illinois	H	W	65-57
Feb. 28	UT Martin	A	W	73-67
Mar. 06	#Morehead State	N	W	80-77
Mar. 07	#Belmont	N	L	88-87
Mar. 17	\$UTEP	H	W	81-66
Mar. 23	\$Tulsa	A	W	83-62
Mar. 25	\$Old Dominion	A	L	72-69

OVC Tournament, Nashville, Tenn.
\$ National Invitational Tournament
* Challenge In Music City

MATT MCMAHON (2015-22)

Seasons: 7

Record: 154-67 (.696)

Home: 88-15

Away: 48-40

Neutral: 18-12

OVC: 93-31



2015-16

Coach: Matt McMahon

Record: 17-14

OVC: 10-6 (T-1st West Division, T-5th overall)

OVC Tournament: Quarterfinals

Home: 10-4 Away: 4-8 Neutral: 3-2

Nov. 13	Harris-Stowe	H	W	105-55
Nov. 17	Middle Tennessee	H	W	76-65
Nov. 20	Georgia	A	L	63-52
Nov. 23	\$Milwaukee	N	W	66-63
Nov. 24	\$Pepperdine	N	W	59-55
Nov. 25	\$Weber State	N	L	75-59
Nov. 28	Alabama A&M	H	W	63-61
Dec. 02	Houston	A	L	93-78
Dec. 05	Evansville	OT	H	L 85-81
Dec. 13	Illinois State	A	L	63-61



Photo by: Dave Winder

2014-15

ALL-TIME RESULTS - SEASON BY SEASON

Dec. 18	Southern Illinois	H	L	88-73
Dec. 22	Wright State	A	L	65-49
Dec. 30	Brescia	H	W	101-75
Jan. 02	Morehead State	H	W	62-57
Jan. 07	Tennessee Tech	H	L	71-65
Jan. 09	Jacksonville State	H	W	69-54
Jan. 14	Belmont	A	L	81-73
Jan. 16	Tennessee State	A	L	73-71
Jan. 21	Eastern Illinois	H	W	68-58
Jan. 23	SIUE	H	W	70-54
Jan. 27	Eastern Kentucky	A	W	75-71
Jan. 30	UT Martin	A	L	63-59
Feb. 04	Southeast Missouri	A	W	78-72
Feb. 06	Austin Peay	H	L	76-73
Feb. 11	SIUE	A	W	70-64
Feb. 13	Southeast Missouri	H	W	83-56
Feb. 20	Austin Peay	A	W	76-60
Feb. 25	Eastern Illinois	A	L	85-74
Feb. 27	UT Martin	H	W	79-55
Mar. 02	#Eastern Illinois	N	W	78-62
Mar. 03	#Morehead State	N	L	75-66

OVC Tournament, Nashville, Tenn.
\$ Gulf Coast Showcase, Estero, Fla.

2016-17**Coach: Matt McMahon****Record: 16-17****OVC: 8-8 (3rd West Division, T6 overall)****OVC Tournament: Semifinals****Home: 10-4 Away: 3-11 Neutral: 3-2**

Nov. 11	Illinois State	H	W	73-70
Nov. 15	Middle Tennessee	A	L	87-81
Nov. 19	\$Green Bay	N	W	93-77
Nov. 20	#UMKC	N	L	85-74
Nov. 21	#Bowling Green	A	L	78-77
Nov. 26	Alabama A&M	H	W	91-54
Nov. 29	Southern Illinois OT	A	L	89-85
Dec. 03	Detroit Mercy	H	W	86-76
Dec. 10	Evansville	A	L	78-46
Dec. 12	Bethel	H	W	103-65
Dec. 15	Ole Miss	A	L	78-73
Dec. 17	South Dakota State OT	A	L	88-84
Dec. 22	Wright State	H	L	77-62
Dec. 29	Brescia	H	W	99-83
Dec. 31	Tennessee State	H	W	92-83
Jan. 05	Jacksonville State	A	W	76-63
Jan. 07	Tennessee Tech	A	L	71-67
Jan. 12	Eastern Illinois	A	W	83-72
Jan. 14	SIUE	A	W	67-59
Jan. 19	Eastern Kentucky	H	W	86-79
Jan. 21	Austin Peay OT	A	L	84-81
Jan. 26	Southeast Missouri	H	L	75-74
Jan. 28	UT Martin	H	W	94-86
Feb. 02	Belmont	H	L	81-69
Feb. 08	Morehead State OT	A	L	101-100
Feb. 11	Austin Peay	H	W	102-58
Feb. 16	SIUE	H	W	84-73
Feb. 18	Eastern Illinois	H	L	82-65
Feb. 23	Southeast Missouri	A	L	82-69
Feb. 25	UT Martin	A	L	83-76
Mar. 01	#Tennessee Tech 2OT	N	W	85-84
Mar. 02	#Morehead State	N	W	75-69
Mar. 04	#UT Martin	N	L	73-67

OVC Tournament, Nashville, Tenn.

\$ Bill Frack Tournament, Bowling Green, Ohio

2017-18**Coach: Matt McMahon****Record: 26-6****OVC: 16-2 (Champion)****OVC Tournament: Champion****NCAA PARTICIPANT****Home: 14-2 Away: 10-3 Neutral: 2-1**

Nov. 10	Brescia	H	W	118-61
Nov. 13	Middle Tennessee	H	L	72-67
Nov. 18	Wright State	A	W	80-61
Nov. 25	Southern Illinois	H	W	81-73
Nov. 28	Harris-Stowe	H	W	85-56
Dec. 02	Florida A&M	H	W	80-59
Dec. 09	Illinois State	A	W	78-72
Dec. 12	Saint Louis	A	L	69-55
Dec. 16	Marist	H	W	100-63
Dec. 19	Auburn	H	L	81-77
Dec. 22	Detroit Mercy	A	W	81-72
Dec. 28	Eastern Illinois	H	W	80-52
Dec. 30	SIUE	H	W	87-63
Jan. 04	SE Missouri	H	W	89-73
Jan. 06	UT Martin	H	W	82-68
Jan. 11	Jacksonville State	A	L	76-71
Jan. 13	Tennessee Tech	A	W	71-45
Jan. 18	Belmont	A	L	79-72
Jan. 20	Tennessee State	A	W	76-57
Jan. 25	Morehead State	H	W	87-81
Jan. 27	Eastern Kentucky	H	W	88-73
Feb. 01	SE Missouri	A	W	87-75
Feb. 03	UT Martin	A	W	66-53
Feb. 08	Austin Peay	H	W	84-63
Feb. 10	SIUE	A	W	75-66
Feb. 15	Jacksonville State	H	W	68-60
Feb. 17	Tennessee Tech	H	W	75-65
Feb. 22	Eastern Illinois	A	W	76-66
Feb. 24	Austin Peay	A	W	73-64
Mar. 02	#Jacksonville State	N	W	70-63
Mar. 03	#Belmont	N	W	68-51
Mar. 26	West Virginia	N	L	85-68

OVC Tournament, Evansville, Ind.

\$ NCAA Tournament, San Diego, Calif.

2018-19**Coach: Matt McMahon****Record: 28-5****OVC: 16-2 (Co-Champion)****OVC Tournament: Champion****NCAA PARTICIPANT****Home: 15-1 Away: 10-3 Neutral: 3-1**

Nov. 10	Wright State	H	W	73-54
Nov. 16	Spalding	H	W	106-36
Nov. 24	Missouri State	H	W	77-66
Nov. 26	Alabama	A	L	78-72
Dec. 01	Prairie View	H	W	83-67
Dec. 08	Middle Tennessee	A	W	64-42
Dec. 12	Southern Illinois	A	W	80-52
Dec. 15	Jacksonville State	H	W	74-57
Dec. 18	Evansville	H	W	66-64
Dec. 22	Auburn	A	L	93-88
Dec. 29	Bethel (TN)	H	W	110-82
Jan. 03	Morehead State	H	W	90-69
Jan. 05	Eastern Kentucky	H	W	97-85
Jan. 10	UT Martin	A	W	98-77
Jan. 12	SE Missouri	A	W	85-67
Jan. 17	Eastern Illinois	A	W	83-61
Jan. 19	SIUE	A	W	82-72
Jan. 24	Belmont	H	L	79-66
Jan. 26	Tennessee State	H	W	100-62
Jan. 31	Jacksonville State	A	L	88-68
Feb. 02	Tennessee Tech	A	W	67-63
Feb. 07	Eastern Illinois	H	W	86-75
Feb. 09	SIUE	H	W	86-55
Feb. 14	Austin Peay	A	W	73-71
Feb. 16	Eastern Kentucky	A	W	102-70
Feb. 21	UT Martin	H	W	85-75
Feb. 23	SE Missouri	H	W	103-67
Feb. 28	Morehead State	A	W	71-52
Mar. 02	Austin Peay	H	W	94-83
Mar. 08	#Jacksonville State	N	W	76-74
Mar. 09	#Belmont	N	W	77-65
Mar. 21	\$Marquette	N	W	83-64
Mar. 23	\$Florida State	N	L	90-62

OVC Tournament, Evansville, Ind.

\$ NCAA Tournament, Hartford, Conn.



2018-19

Photo by: Dave Winder

ALL-TIME RESULTS - SEASON BY SEASON

2019-20

Coach: Matt McMahon

Record: 23-9

OVC: 15-3 (Co-Champion)

OVC Tournament: Finals

Home: 15-0 Away: 6-6 Neutral: 2-3

Nov. 09	Southern	H	W	69-49
Nov. 12	Tennessee	A	L	63-82
Nov. 16	Brescia	H	W	114-48
Nov. 19	Southern Illinois	H	W	79-66
Nov. 25	La Salle	N	L	64-75
Nov. 26	Weber State	N	W	69-68
Nov. 27	Drake	N	L	53-63
Dec. 03	Missouri State	A	L	69-71
Dec. 07	Middle Tennessee	H	W	85-52
Dec. 16	Kennesaw State	H	W	74-38
Dec. 21	Evansville OT	A	L	76-78
Dec. 28	Cumberland (TN)	H	W	81-46
Jan. 02	UT Martin	H	W	89-76
Jan. 04	SE Missouri	H	W	81-59
Jan. 09	Jacksonville State	A	W	72-68
Jan. 11	Tennessee Tech	A	W	81-69
Jan. 16	UT Martin	A	W	84-62
Jan. 18	SE Missouri OT	A	W	96-91
Jan. 23	Belmont	H	W	85-75
Jan. 25	Tennessee State	H	W	76-64
Jan. 30	Eastern Illinois	H	W	73-70
Feb. 01	SIUE	H	W	74-55
Feb. 06	Belmont	A	L	64-71
Feb. 08	Tennessee State	A	W	73-65
Feb. 13	Austin Peay	A	L	68-71
Feb. 15	Morehead State	H	W	85-57
Feb. 20	Eastern Illinois	A	L	60-63
Feb. 22	SIUE	A	W	59-58
Feb. 27	Eastern Kentucky	H	W	74-62
Feb. 29	Austin Peay	H	W	75-61
Mar. 06	#Austin Peay	N	W	73-61
Mar. 07	#Belmont	N	L	75-76

OVC Tournament, Evansville, Ind.

^ Gulf Coast Showcase, Estero, Fla.

2020-21

Coach: Matt McMahon

Record: 13-13

OVC: 10-10 (5th)

OVC Tournament: Quarters

Home: 9-4 Away: 4-8 Neutral: 0-1

Nov. 29	Greenville	H	W	173-95
Dec. 02	Middle Tennessee	A	L	61-78
Dec. 05	Illinois State	H	W	76-65
Dec. 08	Austin Peay	H	W	87-57
Dec. 11	Southern Illinois	A	L	66-70
Dec. 15	Transylvania	H	W	90-49
Dec. 21	Austin Peay	A	L	70-74
Dec. 30	Belmont	A	L	55-68
Jan. 02	Morehead State	H	L	56-61
Jan. 07	Eastern Illinois	A	L	68-74
Jan. 16	UT Martin	A	W	79-57
Jan. 21	Jacksonville State	H	L	82-85
Jan. 23	Tennessee Tech	H	W	72-63
Jan. 28	Tennessee State	H	W	73-53
Jan. 30	Belmont	H	L	71-72
Feb. 01	SE Missouri	A	W	77-60
Feb. 04	Morehead State	A	L	56-66
Feb. 06	Eastern Kentucky	A	W	76-64
Feb. 12	SE Missouri	H	W	80-60
Feb. 13	UT Martin	H	W	84-55
Feb. 15	SIUE	A	W	86-57
Feb. 18	Eastern Illinois	H	L	59-68
Feb. 20	SIUE	H	W	89-62
Feb. 25	Jacksonville State	A	L	74-87
Feb. 27	Tennessee Tech	A	L	61-71
Mar. 04	#Jacksonville State OT	N	L	65-68

OVC Tournament, Evansville, Ind.

2021-22

Coach: Matt McMahon

Record: 31-3

OVC: 18-0 (Champion)

OVC Tournament: Champion

Home: 15-0 Away: 11-1 Neutral: 5-2


Nov. 09	Cumberland (TN)	H	W	109-77
Nov. 13	Bellarmine	H	W	78-59
Nov. 16	Illinois State	A	W	77-65
Nov. 22	^East Tennessee State	N	L	58-66
Nov. 23	^Long Beach	N	W	80-43
Nov. 24	^James Madison	N	W	74-62
Dec. 04	Middle Tennessee	H	W	93-87
Dec. 10	Memphis	A	W	74-72
Dec. 15	Tennessee Wesleyan	H	W	118-48
Dec. 18	Chattanooga	H	W	87-76
Dec. 22	Auburn	A	L	58-71
Dec. 30	SE Missouri	H	W	106-81
Jan. 08	SIUE	A	W	74-69
Jan. 13	Tennessee State	H	W	67-44
Jan. 15	Belmont	A	W	82-60
Jan. 17	Eastern Illinois	A	W	72-46
Jan. 20	Eastern Illinois	H	W	91-51
Jan. 22	UT Martin	H	W	74-66
Jan. 24	Tennessee Tech	H	W	79-53
Jan. 27	Tennessee Tech	A	W	80-75
Jan. 29	Morehead State	H	W	77-66
Feb. 03	Austin Peay	A	W	65-53
Feb. 05	SIUE	H	W	79-59
Feb. 10	Tennessee State	A	W	73-62
Feb. 12	Morehead State	A	W	57-53
Feb. 17	Austin Peay	H	W	91-56
Feb. 19	UT Martin	A	W	62-60
Feb. 24	Belmont	H	W	76-43
Feb. 26	SE Missouri	A	W	70-68
Mar. 04	#SE Missouri	N	W	88-74
Mar. 05	#Morehead State	N	W	71-67
Mar. 17	^San Francisco OT	N	W	92-87
Mar. 19	^Saint Peter's	N	L	60-70

^ Naples Invitational - Naples, Fla.

OVC Tournament - Evansville, Ind.

^ NCAA Tournament, Indianapolis, Ind.

END OHIO VALLEY CONFERENCE



2021-22

ALL-TIME RESULTS - SEASON BY SEASON

BEGIN MISSOURI VALLEY CONFERENCE

STEVE PROHM (2022-present)

Seasons: 1
 Record: 17-15 (.531)
 Home: 11-2
 Away: 3-11
 Neutral: 3-2
 MVC: 11-9



2022-23
 Coach: Steve Prohm

Record: 17-15
 MVC: 11-9 (7th)
 MVC Tournament: Quarterfinals
 Home: 11-2 Away: 3-11 Neutral: 3-2

Nov. 07	Saint Louis	A	L	68-91
Nov. 12	Lindsey Wilson	H	W	90-53
Nov. 17	✓ Texas A&M	N	W	88-79
Nov. 18	✓ UMass	N	L	69-71
Nov. 20	✓ Tulsa	N	W	77-60
Nov. 26	Chattanooga	A	L	66-69
Dec. 01	*Illinois State OT	H	W	70-67
Dec. 04	*Valparaiso OT	A	W	77-70
Dec. 10	Bellarmine	A	L	58-69
Dec. 13	Chicago State	H	W	66-65
Dec. 16	Austin Peay	H	W	68-60
Dec. 21	Middle Tennessee	A	L	67-83
Dec. 29	*Southern Illinois	H	L	57-63
Jan. 01	*Evansville	A	W	78-61
Jan. 04	*Bradley	H	W	67-58
Jan. 07	*Drake	A	L	64-82
Jan. 10	*UNI	A	L	67-75
Jan. 14	*UIC	H	W	81-64
Jan. 17	*Belmont	A	L	65-80
Jan. 21	*Indiana State	H	W	82-73
Jan. 24	*Southern Illinois	A	L	64-68
Jan. 28	*Missouri State	H	W	67-75
Feb. 01	*Belmont	H	W	83-82
Feb. 04	*Indiana State	A	L	56-99
Feb. 07	*Drake	H	L	68-92
Feb. 11	*Bradley	A	L	48-83
Feb. 15	*Illinois State	A	W	76-75
Feb. 18	*Evansville	H	W	74-58
Feb. 21	*Missouri State	A	L	69-84
Feb. 26	*Valparaiso OT	H	W	77-76
Mar. 02	#Valparaiso	N	W	78-50
Mar. 03	#Drake	N	L	62-74

✓ Myrtle Beach Invitational - Conway, S.C.
 # MVC Tournament - St. Louis, Mo.



Photo by: Dave Winder

2022-23

ALL-TIME RESULTS - SEASON LIST

Season	#	Total	OVC	Home	Away	Neutral	Finish	Trn. Finish	Coach	+/-	
1925-26	1	9-5	----	8-3	1-2	0-0	----	-----	Cutchin	--	
1926-27	2	11-9	----	7-4	4-5	0-0	----	-----	Cutchin	+2	
1927-28	3	8-9	----	5-4	3-5	0-0	----	-----	Cutchin	-3	
1928-29	4	12-8	----	8-5	4-3	0-0	----	-----	Cutchin	+4	
1929-30	5	19-2	----	10-0	5-2	4-0	----	-----	Cutchin	+7	
1930-31	6	12-7	----	9-2	3-4	0-1	----	-----	Cutchin	-5	
1931-32	7	17-3	----	10-0	6-1	1-2	----	-----	Cutchin	+5	
1932-33	8	14-6	----	8-2	4-2	2-2	----	-----	Cutchin	-4	
1933-34	9	11-6	----	5-2	5-3	1-1	----	-----	Cutchin	-3	
1934-35	10	18-6	----	10-1	5-4	3-1	----	-----	Cutchin	+7	
1935-36	11	23-2	----	10-0	8-2	5-0	----	-----	Cutchin	+5	
1936-37	12	22-3	----	10-0	7-2	5-1	----	-----	Cutchin	-1	
1937-38	13	27-4	----	11-0	8-2	8-2	----	-----	Cutchin	+5	
1938-39	14	13-8	----	7-3	4-2	2-3	----	-----	Cutchin	-14	
1939-40	15	14-9	----	8-3	5-5	1-1	----	-----	Cutchin	+1	
1940-41	16	26-5	----	9-2	9-2	8-1	----	-----	Cutchin	+12	
1941-42	17	18-4	----	8-1	8-1	2-2	----	-----	Mountjoy	-8	
1942-43	18	21-5	----	11-0	4-2	6-3	----	-----	Miller	+3	
1943-44	19	5-9	----	3-3	2-6	0-0	----	-----	Miller	-16	
1944-45	20	12-10	----	6-4	3-6	3-0	----	-----	Miller	+7	
1945-46	21	10-13	----	6-4	2-7	2-2	----	-----	Miller	-2	
1946-47	22	14-11	----	7-3	5-5	2-3	----	-----	Miller	+4	
1947-48	23	12-12	----	6-4	4-6	2-2	----	-----	Miller	-2	
1948-49	24	13-12	4-5	8-3	5-7	0-2	6th	Quarter	Hodges	+1	
1949-50	25	18-13	5-7	10-2	7-8	1-3	5th	Semi	Hodges	+5	
1950-51	26	21-6	9-3	10-1	5-5	6-0	Champion	Champion	Hodges	+3	
1951-52	27	24-10	9-3	11-1	6-7	7-2	3rd	Runner up	Hodges	+3	
1952-53	28	18-9	7-3	9-2	7-6	2-1	3rd	Semi	Hodges	-6	
1953-54	29	15-16	6-4	9-2	5-11	1-3	2nd	Quarter	Hodges	-3	
1954-55	30	11-15	6-4	8-4	2-9	1-2	2nd	Runner up	Hodges	-4	
1955-56	31	15-10	6-4	9-2	3-8	3-0	4th	Not Held	Alexander	+4	
1956-57	32	11-13	5-5	8-4	3-9	0-0	3rd	Not Held	Alexander	-4	
1957-58	33	8-16	6-6	6-5	2-9	0-2	4th	Not Held	Alexander	-3	
1958-59	34	10-15	3-9	7-5	1-8	2-2	7th	Not Held	Luther	+2	
1959-60	35	12-11	7-4	10-4	2-7	0-0	3rd	Not Held	Luther	+2	
1960-61	36	13-10	7-5	11-2	2-8	0-0	4th	Not Held	Luther	+1	
1961-62	37	13-12	5-7	9-5	3-6	1-1	5th	Not Held	Luther	E	
1962-63	38	13-9	6-6	11-3	2-6	0-0	4th	Not Held	Luther	E	
1963-64	39	16-9	11-3	11-3	5-5	0-1	Champion	Champion	Luther	+3	NCAA
1964-65	40	19-7	9-5	12-0	3-7	4-0	3rd	Semi	Luther	+3	
1965-66	41	13-12	8-6	8-4	4-7	1-1	3rd	Quarter	Luther	-6	
1966-67	42	14-9	8-6	11-2	3-6	0-1	2nd	Runner up	Luther	+1	
1967-68	43	16-8	10-4	9-1	5-5	2-2	*Champion	Not Held	Luther	+2	
1968-69	44	22-6	11-3	15-0	6-5	1-1	*Champion	Not Held	Luther	+6	NCAA
1969-70	45	17-9	9-5	12-1	5-8	0-0	2nd	Not Held	Luther	-5	
1970-71	46	19-5	10-4	13-1	6-4	0-0	2nd	Not Held	Luther	+2	
1971-72	47	15-11	6-8	12-3	2-8	1-0	5th	Not Held	Luther	-4	
1972-73	48	17-8	9-5	13-1	3-7	1-0	2nd	Not Held	Luther	+2	
1973-74	49	12-13	6-8	9-6	2-7	1-0	5th	Not Held	Luther	-5	
1974-75	50	10-15	3-11	7-7	3-8	0-0	7th	DNQ	Luther	+2	
1975-76	51	9-17	5-9	8-6	1-11	0-0	7th	Quarter	Overton	-1	

ALL-TIME RESULTS - SEASON LIST

Season	#	Total	OVC	Home	Away	Neutral	Finish	Trn. Finish	Coach	+/-
1976-77	52	17-10	9-5	11-3	4-7	2-0	2nd	Semi	Overton	+8
1977-78	53	8-17	4-10	5-7	2-9	1-1	7th	DNQ	Overton	-9
1978-79	54	4-22	2-10	2-10	1-10	0-2	7th	DNQ	Greene	-4
1979-80	55	23-8	10-2	13-1	8-6	2-1	*Champion	Runner up	Greene	+19
1980-81	56	17-10	10-4	11-0	5-8	1-2	2nd	Runner up	Greene	-6
1981-82	57	20-8	13-3	11-2	8-5	1-1	*Champion	Semi	Greene	+3
1982-83	58	21-8	11-3	12-4	8-4	1-0	Champion	Semi	Greene	+1
1983-84	59	15-13	7-7	13-1	2-10	0-2	4th	Semi	Greene	-6
1984-85	60	19-9	8-6	13-2	4-6	2-1	4th	Quarter	Greene	+4
1985-86	61	17-12	8-6	14-0	2-10	1-2	3rd	Semi	Newton	-2
1986-87	62	13-15	6-8	8-5	4-8	1-2	6th	Quarter	Newton	-4
1987-88	63	22-9	13-1	12-3	8-3	2-3	Champion	Champion	Newton	+9 NCAA
1988-89	64	19-11	10-2	12-2	5-7	2-2	*Champion	Semi	Newton	-3
1989-90	65	21-9	10-2	9-4	10-4	2-1	Champion	Champion	Newton	+2 NCAA
1990-91	66	24-9	10-2	11-2	7-5	6-2	Champion	Champion	Newton	+3 NCAA
1991-92	67	17-13	11-3	8-4	6-7	3-2	Champion	Champion	Edgar	-7 NCAA
1992-93	68	18-12	11-5	9-2	7-7	2-3	2nd	Runner up	Edgar	+1
1993-94	69	23-6	15-1	14-1	7-4	2-1	Champion	Runner up	Edgar	+5
1994-95	70	21-9	11-5	11-2	5-5	5-2	*Champion	Champion	Edgar	-2 NCAA
1995-96	71	19-10	12-4	10-3	7-6	2-1	Champion	Runner up	Gottfried	-2
1996-97	72	20-10	12-6	14-0	4-8	2-2	*Champion	Champion	Gottfried	+1 NCAA
1997-98	73	29-4	16-2	14-1	9-1	6-2	Champion	Champion	Gottfried	+9 NCAA
1998-99	74	27-6	16-2	13-0	10-3	4-3	Champion	Champion	Anderson	-2 NCAA
1999-00	75	23-9	14-4	11-2	8-4	4-3	*Champion	Runner up	Anderson	-4
2000-01	76	17-12	11-5	11-2	6-9	0-1	2nd	Semi	Anderson	-6
2001-02	77	19-13	10-6	11-4	5-8	3-1	3rd	Champion	Anderson	+2
2002-03	78	17-12	9-7	12-2	5-9	0-1	4th	Semi	Anderson	-2
2003-04	79	28-6	14-2	15-1	10-4	3-1	2nd	Champion	Cronin	+11
2004-05	80	17-11	11-5	10-4	6-7	1-0	2nd	Quarter	Cronin	-11
2005-06	81	24-7	17-3	14-1	8-4	2-2	Champion	Champion	Cronin	+7 NCAA
2006-07	82	16-14	13-7	8-5	8-7	0-2	2nd	Quarter	Kennedy	-8
2007-08	83	18-13	13-7	14-2	4-9	0-2	2nd	Semi	Kennedy	+2
2008-09	84	19-12	13-5	12-2	4-5	0-2	2nd	Semi	Kennedy	+1
2009-10	85	31-5	17-1	15-0	11-4	5-1	Champion	Champion	Kennedy	+12 NCAA
2010-11	86	23-9	14-4	13-2	9-4	1-3	Champion	Semi	Kennedy	-8
2011-12	87	31-2	15-1	13-1	13-0	5-1	Champion	Champion	Prohm	+8 NCAA
2012-13	88	21-10	10-6	10-4	8-4	3-2	1st West/4th	Runner Up	Prohm	-10
2013-14	89	23-11	13-3	17-1	6-9	0-1	1st West/2nd	Semi	Prohm	+2
2014-15	90	29-6	16-0	15-1	12-2	2-3	Champion	Runner Up	Prohm	+7
2015-16	91	17-14	10-6	10-4	4-8	3-2	T1 West/T5	Quarter	McMahon	-12
2016-17	92	16-17	8-8	10-4	3-11	3-2	3rd West/T6	Semi	McMahon	-1
2017-18	93	26-6	16-2	14-2	10-3	2-1	Champion	Champion	McMahon	+10
2018-19	94	28-5	16-2	15-1	10-3	3-1	*Champion	Champion	McMahon	+2
2019-20	95	23-9	15-3	15-0	6-6	2-3	*Champion	Runner Up	McMahon	-5
2020-21	96	13-13	10-10	9-4	4-8	0-1	5th	Quarter	McMahon	-10
2021-22	97	31-3	18-0	15-0	11-1	5-2	Champion	Champion	McMahon	+18
MVC START										
2022-23	98	17-15	11-9	11-2	3-11	3-2	7th	Quarter	Prohm	-14

+/- Indicates plus or minus wins from the previous season

* Shared Championship

Red - 29 Consecutive Winning Seasons