



## CAREER

(Statistics include postseason games)

RUSHING ATTEMPTS		
1. Lorenzo White	1984-87	1,082
2. Tico Duckett	1989-92	836
3. Blake Ezor	1986-89	800
4. Sedrick Irvin	1996-98	755
5. Duane Goulbourne	1992-94, 1996	627
6. T.J. Duckett	1999-2001	621
7. Steve Smith	1977-80	524
8. Eric Allen	1969-71	521
9. Rich Baes	1973-76	507
10. Levi Jackson	1973-76	474

RUSHING YARDS		
1. Lorenzo White	1984-87	4,887
2. Tico Duckett	1989-92	4,212
3. Blake Ezor	1986-89	3,749
4. Sedrick Irvin	1996-98	3,504
5. T.J. Duckett	1999-2001	3,379
6. Duane Goulbourne	1992-94, 1996	2,848
7. Steve Smith	1977-80	2,676
8. Eric Allen	1969-71	2,654
9. Marc Renaud	1994-95, 1997	2,331
10. Levi Jackson	1973-76	2,287

RUSHING AVERAGE (MIN. 150 ATTS.)		
1. George Guerre	1946-48	6.75
2. Lynn Chandnois	1946-49	6.52
3. <b>Javon Ringer</b>	<b>2005-06</b>	<b>6.32</b>
4. Sherman Lewis	1961-63	6.21
5. Sonny Grandelius	1948-50	6.09
6. Derek Hughes	1978-81	6.04
7. Jim Earley	1974-77	5.78
8. LeRoy Bolden	1952-54	5.75
9. Walt Kowalczyk	1955-57	5.58
10. Dick Panin	1950-52	5.45

RUSHING TOUCHDOWNS		
1. Lorenzo White	1984-87	43
2. Sedrick Irvin	1996-98	35
3. Blake Ezor	1986-89	34
4. T.J. Duckett	1999-2001	29
Lynn Chandnois	1946-49	29
6. Eric Allen	1969-71	28
7. Tico Duckett	1989-92	26
8. Craig Thomas	1990-93	25
9. Duane Goulbourne	1992-94, 1996	23
LeRoy Bolden	1951-54	23

## SEASON

RUSHING ATTEMPTS		
1. Lorenzo White	1985	419
2. Lorenzo White	1987	357
3. Blake Ezor	1988	322
4. Marc Renaud	1995	312
5. Sedrick Irvin	1998	272
Tico Duckett	1991	272
7. Blake Ezor	1989	267
8. T.J. Duckett	2001	263
9. Eric Allen	1971	259
10. Tico Duckett	1990	257

RUSHING YARDS		
1. Lorenzo White	1985	2,066
2. Lorenzo White	1987	1,572
3. Blake Ezor	1988	1,496
4. Eric Allen	1971	1,494
5. T.J. Duckett	2001	1,420
6. Tico Duckett	1990	1,394
7. T.J. Duckett	2000	1,353
8. Blake Ezor	1989	1,299
9. Sedrick Irvin	1997	1,270
10. Tico Duckett	1991	1,204

RUSHING AVERAGE (MIN. 90 ATTS.)		
1. DeAndra Cobb	2004	7.58
2. Lynn Chandnois	1948	7.48
3. Drew Stanton	2004	7.16
4. George Guerre	1946	7.03
5. Lynn Chandnois	1949	6.86
6. Steve Smith	1978	6.71
7. <b>Javon Ringer</b>	<b>2005</b>	<b>6.70</b>
8. Sherman Lewis	1963	6.41
9. Sonny Grandelius	1950	6.27
10. George Guerre	1948	6.22

RUSHING TOUCHDOWNS		
1. Blake Ezor	1989	19
2. Eric Allen	1971	18
3. Scott Greene	1995	17
Lorenzo White	1985	17
5. Sedrick Irvin	1996	16
Lorenzo White	1987	16
7. Craig Thomas	1992	15
8. Hyland Hickson	1990	14
9. T.J. Duckett	2001	12
10. Blake Ezor	1988	11
Charlie Baggett	1974	11
Sonny Grandelius	1950	11



Sedrick Irvin became only the second player in Spartan history to record three-straight 1,000-yard seasons from 1996-98.

## SINGLE GAME

RUSHING ATTEMPTS		
1. Lorenzo White (292 yards)	Indiana	1987 56
2. Lorenzo White (244)	Purdue	1985 53
3. Lorenzo White (172)	Minnesota	1985 49
4. Blake Ezor (250)	Indiana	1988 44
5. Tico Duckett (216)	Wisconsin	1991 42
Lorenzo White (223)	Wisconsin	1985 42
7. Lorenzo White (147)	Notre Dame	1986 41
Blake Ezor (228)	Northwestern	1989 41
Blake Ezor (179)	Hawaii	1989 41

RUSHING YARDS		
1. Eric Allen (29 attempts)	Purdue	1971 350
2. Lorenzo White (56)	Indiana	1987 292
3. Lorenzo White (25)	Indiana	1985 286
4. Clinton Jones (21)	Iowa	1966 268
5. Blake Ezor (44)	Indiana	1988 250
6. T.J. Duckett (30)	Iowa	2000 248
7. Eric Allen (21)	Wisconsin	1971 247
8. Lorenzo White (53)	Purdue	1985 244
9. Tico Duckett (30)	Minnesota	1991 241
10. Sedrick Irvin (28)	Penn State	1997 238

RUSHING TOUCHDOWNS		
1. Blake Ezor	Northwestern	1989 6
2. T.J. Duckett	Penn State	1999 4
Sedrick Irvin	Indiana	1996 4
Scott Greene	Illinois	1995 4
Craig Thomas	Central Michigan	1993 4
Craig Thomas	Indiana	1992 4
Tico Duckett	Purdue	1990 4
Blake Ezor	Indiana	1989 4
Steve Smith	Northwestern	1980 4
Derek Hughes	Minnesota	1979 4
Eric Allen	Purdue	1971 4
Eric Allen	Minnesota	1971 4
Clinton Jones	Iowa	1965 4

Active Player



Lorenzo White became the first Spartan running back to lead the NCAA in rushing, averaging 173.5 yards per game in 1985.

2007  
OUTLOOK

2007  
SPARTANS

COACHING  
STAFF

2007  
OPPONENTS

2006  
RECAP

SPARTAN  
RECORDS

SPARTAN  
HISTORY

HONORS &  
AWARDS

BOWL  
HISTORY

CAMPUS  
LIFE

## CAREER

(Statistics include postseason games)

PASS ATTEMPTS			
1.	Jeff Smoker	2000-03	1,150
2.	Drew Stanton	2003-06	846
3.	Ed Smith	1976-78	789
4.	Dave Yarema	1982-86	767
5.	Bill Burke	1996-99	766
6.	Jim Miller	1990-93	746
7.	John Leister	1979-82	686
8.	Todd Schultz	1994-97	593
9.	Tony Banks	1994-95	496
10.	Dan Enos	1987-90	478

PASS COMPLETIONS			
1.	Jeff Smoker	2000-03	685
2.	Drew Stanton	2003-06	543
3.	Jim Miller	1990-93	467
4.	Dave Yarema	1982-86	464
5.	Ed Smith	1976-78	418
6.	Bill Burke	1996-99	416
7.	Todd Schultz	1994-97	360
8.	John Leister	1979-82	313
9.	Tony Banks	1994-95	301
10.	Dan Enos	1987-90	297

INTERCEPTIONS THROWN			
1.	Jeff Smoker	2000-03	39
2.	John Leister	1979-82	35
3.	Todd Schultz	1994-97	33
	Dave Yarema	1982-86	33
5.	Ed Smith	1976-78	32
6.	Bill Burke	1996-99	31
7.	Charlie Baggett	1973-75	30
8.	Jim Miller	1990-93	29
9.	Drew Stanton	2003-06	28
10.	Dan Enos	1987-90	25

PASS COMPLETION PERCENTAGE (MIN. 100 ATTS.)			
1.	Drew Stanton (543-846)	2003-06	.642
2.	Jim Miller (467-746)	1990-93	.629
3.	Dan Enos (297-478)	1987-90	.621
4.	Todd Schultz (360-593)	1994-97	.607
5.	Tony Banks (301-496)	1994-95	.607
6.	Dave Yarema (464-767)	1982-86	.605
7.	Jeff Smoker (685-1,150)	2000-03	.597
8.	Clark Brown (82-141)	1983	.582
9.	<b>Brian Hoyer (97-167)</b>	<b>2005-06</b>	<b>.581</b>
10.	Ryan Van Dyke (161-288)	1998-2001	.559

PASSING YARDS			
1.	Jeff Smoker	2000-03	8,932
2.	Drew Stanton	2003-06	6,524
3.	Dave Yarema	1982-86	5,809
4.	Ed Smith	1976-78	5,706
5.	Bill Burke	1996-99	5,463
6.	Jim Miller	1990-93	5,037
7.	Todd Schultz	1994-97	4,273
8.	Tony Banks	1994-95	4,129
9.	John Leister	1979-82	3,999
10.	Dan Enos	1987-90	3,837

TOUCHDOWN PASSES			
1.	Jeff Smoker	2000-03	61
2.	Bill Burke	1996-99	46
3.	Dave Yarema	1982-86	43
	Ed Smith	1976-78	43
5.	Drew Stanton	2003-06	42
6.	Todd Schultz	1994-97	27
7.	Steve Juday	1963-65	21
8.	Tony Banks	1994-95	20
	John Leister	1979-82	20
	Bryan Clark	1978-81	20

PASSING EFFICIENCY RATING (MIN. 100 ATTS.)			
1.	Gene Glick	1946-49	142.3
2.	Earl Morrall	1953-55	140.5
3.	Drew Stanton	2003-06	138.7
4.	Jim Ninowski	1955-57	136.0
5.	Dave Yarema	1982-86	135.7
6.	Jeff Smoker	2000-03	135.5
7.	Tony Banks	1994-95	135.5
8.	Tom Yewcic	1951-53	128.4
9.	Dan Enos	1987-90	128.1
10.	Dean Look	1957-59	126.7

## SEASON

PASS ATTEMPTS			
1.	Jeff Smoker	2003	488
2.	Bill Burke	1998	358
3.	Drew Stanton	2005	354
4.	Jim Miller	1993	336
5.	Bill Burke	1999	312
6.	Todd Schultz	1997	299
7.	Dave Yarema	1986	297
8.	Ed Smith	1978	292
9.	Drew Stanton	2006	269
10.	Jeff Smoker	2001	262

PASS COMPLETIONS			
1.	Jeff Smoker	2003	302
2.	Drew Stanton	2005	236
3.	Jim Miller	1993	215
4.	Dave Yarema	1986	200
5.	Bill Burke	1998	195
6.	Todd Schultz	1997	177
7.	Bill Burke	1999	173
8.	Ed Smith	1978	169
9.	Jeff Smoker	2001	166
10.	Drew Stanton	2006	164

2007  
OUTLOOK

2007  
SPARTANS

COACHING  
STAFF

2007  
OPPONENTS

2006  
RECAP

SPARTAN  
RECORDS

SPARTAN  
HISTORY

HONORS &  
AWARDS

BOWL  
HISTORY


CAMPUS  
LIFE



Drew Stanton completed 20-of-26 throws for 259 yards and a school-record five touchdowns (to five different receivers) against Illinois in the 2005 Big Ten opener.



In just two seasons, Tony Banks threw for 4,129 yards and 20 touchdowns while posting 11 200-yard passing games.



Jim Miller ranks as one of the most accurate passers in Spartan history, completing nearly 63 percent of his throws for 5,037 yards and 17 touchdowns.



## INTERCEPTIONS THROWN

1.	Bill Burke	1999	18
2.	Todd Schultz	1997	17
3.	Tony Banks	1995	15
	Dave Yarema	1984	15
5.	Jeff Smoker	2003	14
	John Leister	1980	14
	Ed Smith	1977	14
8.	Drew Stanton	2005	12
	Dan Enos	1989	12
	Charlie Baggett	1975	12
	Bill Triplett	1969	12

## PASS COMPLETION PERCENTAGE (MIN. 75 ATTS.)

1.	Dave Yarema (200-297)	1986	.673
2.	Drew Stanton (236-354)	2005	.667
3.	Drew Stanton (141-220)	2004	.641
4.	Jim Miller (215-336)	1993	.640
5.	Jim Miller (122-191)	1992	.639
6.	Dan Enos (153-240)	1989	.638
7.	Jeff Smoker (166-262)	2001	.634
8.	Todd Schultz (52-83)	1995	.627
9.	Dan Enos (137-220)	1990	.623
10.	Todd Schultz (130-209)	1996	.622

## PASSING YARDS

1.	Jeff Smoker	2003	3,395
2.	Drew Stanton	2005	3,077
3.	Bill Burke	1998	2,595
4.	Dave Yarema	1986	2,581
5.	Jeff Smoker	2001	2,579
6.	Jim Miller	1993	2,269
7.	Ed Smith	1978	2,226
8.	Bill Burke	1999	2,214
9.	Tony Banks	1995	2,089
10.	Dan Enos	1989	2,066

## TOUCHDOWN PASSES

1.	Drew Stanton	2005	22
2.	Jeff Smoker	2003	21
	Jeff Smoker	2001	21
4.	Bill Burke	1999	20
	Ed Smith	1978	20
6.	Bill Burke	1998	19
7.	Todd Schultz	1997	18
8.	Dave Yarema	1986	16
9.	Bryan Clark	1981	14
10.	Jeff Smoker	2002	13
	Ed Smith	1976	13

## PASSING EFFICIENCY RATING (MIN. 75 ATTS.)

1.	Jeff Smoker	2001	166.4
2.	Dave Yarema	1986	154.1
3.	Drew Stanton	2005	153.4
4.	Jim Ninowski	1957	150.8
5.	Tom Yewcic	1952	150.6
6.	Tony Banks	1994	143.1
7.	Jimmy Raye	1966	140.0
8.	Ed Smith	1978	139.0
9.	Bobby McAllister	1988	138.8
10.	Dan Enos	1989	138.4

## SINGLE GAME

### ATTEMPTS

1.	<b>Brian Hoyer (30 comp.)</b>	<b>Penn State 2006</b>	<b>61</b>
2.	Jeff Smoker (35)	Ohio State 2003	55
3.	Drew Stanton (29)	Iowa 2004	54
	John Leister (18)	Purdue 1980	54
5.	<b>Brian Hoyer (26)</b>	<b>Minnesota 2006</b>	<b>50</b>
	Jeff Smoker (29)	Penn State 2003	50
7.	Damon Dowdell (29)	Ohio State 2004	46
	Jeff Smoker (30)	Minnesota 2003	46
	Bill Burke (18)	Ohio State 1998	46
	John Leister (32)	Michigan 1982	46

### PASS COMPLETIONS

1.	Jeff Smoker (55 att.)	Ohio State 2003	35
2.	Jeff Smoker (40)	Indiana 2003	32
	John Leister (46)	Michigan 1982	32
4.	Jim Miller (42)	Ohio State 1993	31
5.	<b>Brian Hoyer (61)</b>	<b>Penn State 2006</b>	<b>30</b>
	Jeff Smoker (46)	Minnesota 2003	30
	Jim Miller (39)	Michigan 1991	30
	Dave Yarema (45)	Northwestern 1986	30
9.	Drew Stanton (45)	Minnesota 2005	29
	Damon Dowdell (46)	Ohio State 2004	29
	Drew Stanton (54)	Iowa 2004	29
	Jeff Smoker (50)	Penn State 2003	29



Bobby McAllister led the Big Ten in passing efficiency (138.8 rating) in 1988, completing 52 percent of his passes for 1,406 yards and nine scores.

## PASSING YARDS

1.	Bill Burke (21-36)	Michigan 1999	400
2.	Jeff Smoker (22-32)	Fresno State 2001	376
3.	Ed Smith (20-30)	Indiana 1978	369
4.	Jim Miller (31-42)	Ohio State 1993	360
5.	Jeff Smoker (29-50)	Penn State 2003	357
6.	Jeff Smoker (24-36)	Penn State 2001	356
7.	Dave Yarema (30-45)	Northwestern 1986	352
8.	Jeff Smoker (35-55)	Ohio State 2003	351
	Jeff Smoker (32-40)	Indiana 2003	351
	Jeff Smoker (21-32)	Rutgers 2003	351

## TOUCHDOWN PASSES

1.	<b>Drew Stanton</b>	<b>Illinois 2005</b>	<b>5</b>
2.	Jeff Smoker	Penn State 2003	4
	Damon Dowdell	Indiana 2002	4
	Bill Burke	Iowa 1999	4
	Bill Burke	Central Michigan 1998	4
	Ed Smith	Wisconsin 1978	4
	Mike Rasmussen	Indiana 1970	4
	Gene Glick	Iowa State 1948	4

### Active Player



Jeff Smoker rewrote the Spartan record book in 2003, becoming the first quarterback in school history to reach the 3,000-yard passing milestone in a season.

## CAREER (Statistics include postseason games)

RECEPTIONS			
1.	Matt Trannon	2003-06	148
2.	Andre Rison	1985-88	146
3.	Courtney Hawkins	1988-91	138
4.	Charles Rogers	2001-02	135
5.	Gari Scott	1996-99	134
6.	Jerramy Scott	2002-06	133
	Chris Baker	1998-2001	133
8.	Plaxico Burress	1998-99	131
9.	Mill Coleman	1991-94	126
10.	Derrick Mason	1993-96	120

RECEIVING YARDS			
1.	Andre Rison	1985-88	2,992
2.	Charles Rogers	2001-02	2,821
3.	Kirk Gibson	1975-78	2,347
4.	Courtney Hawkins	1988-91	2,210
5.	Plaxico Burress	1998-99	2,155
6.	Gari Scott	1996-99	2,095
7.	Eugene Byrd	1975-79	2,082
8.	Mark Ingram	1983-86	1,944
9.	Derrick Mason	1993-96	1,914
10.	Gene Washington	1964-66	1,857



Andre Rison ranks among MSU's top five in receiving yards (first with 2,992), receptions (second with 146), yards per catch (third with 20.5 avg.) and touchdown receptions (tied for third with 20).

YARDS PER CATCH (MIN. 30 RECEPTIONS)			
1.	Kirk Gibson	1975-78	21.0
2.	Charles Rogers	2001-02	20.9
3.	Andre Rison	1985-88	20.5
4.	Mark Ingram	1983-86	20.5
5.	Daryl Turner	1980-83	20.2
6.	Dave Kaiser	1955-57	19.5
7.	Frank Foreman	1967-69	18.5
8.	Eugene Byrd	1975-76, 1978-79	18.3
9.	Mike Hurd	1971, 1973-74	18.2
	Gene Washington	1964-66	18.2

TOUCHDOWN RECEPTIONS			
1.	Charles Rogers	2001-02	27
2.	Kirk Gibson	1975-78	24
3.	Plaxico Burress	1998-99	20
	Andre Rison	1985-88	20
5.	Gari Scott	1996-99	18
6.	Gene Washington	1964-66	16
7.	Eugene Byrd	1975-76, 1978-79	15
8.	Mark Ingram	1983-86	14
	Bob Carey	1949-51	14
10.	Chris Baker	1998-2001	13
	Daryl Turner	1980-83	13

## SEASON

RECEPTIONS			
1.	Charles Rogers	2002	68
2.	Charles Rogers	2001	67
3.	Plaxico Burress	1999	66
4.	Plaxico Burress	1998	65
5.	Kerry Reed	2006	64
6.	Courtney Hawkins	1989	60
7.	Gari Scott	1998	58
8.	Agim Shabaj	2003	57
	Herb Haygood	2001	57
10.	Andre Rison	1986	54



In 2006, Matt Trannon set Spartan single-game (14 vs. Eastern Michigan) and career (148) records for receptions.

RECEIVING YARDS			
1.	Charles Rogers	2001	1,470
2.	Charles Rogers	2002	1,351
3.	Plaxico Burress	1999	1,142
4.	Courtney Hawkins	1989	1,080
5.	Plaxico Burress	1998	1,013
6.	Andre Rison	1986	966
7.	Andre Rison	1988	961
8.	Muhsin Muhammad	1995	867
9.	Derrick Mason	1996	865
10.	Gari Scott	1998	843

YARDS PER CATCH (MIN. 20 RECEPTIONS)			
1.	Gene Washington	1966	25.0
2.	Andre Rison	1988	24.6
3.	Frank Foreman	1969	24.4
4.	Kirk Gibson	1977	24.1
5.	Octavis Long	1996	23.4
6.	Andre Rison	1987	23.1
7.	Mark Ingram	1984	22.7
8.	Charles Rogers	2001	21.9
	Mark Ingram	1985	21.9
10.	Daryl Turner	1981	21.1

TOUCHDOWN RECEPTIONS			
1.	Charles Rogers	2001	14
2.	Charles Rogers	2002	13
3.	Plaxico Burress	1999	12
4.	Plaxico Burress	1998	8
	Andre Rison	1988	8
	Bob Carey	1949	8
7.	Gari Scott	1997	7
	Eugene Byrd	1978	7
	Kirk Gibson	1978	7
	Kirk Gibson	1976	7
	Gene Washington	1966	7

## SINGLE GAME

RECEPTIONS			
1.	Matt Trannon	Eastern Michigan 2006	14
2.	Plaxico Burress	Florida 2000	13
3.	Mitch Lyons	Michigan 1992	12
4.	Kerry Reed	Minnesota 2006	11
	Josh Keur	Northwestern 1997	11
	Andre Rison	Indiana 1986	11
7.	Charles Rogers	Fresno State 2001	10
	Plaxico Burress	Michigan 1999	10
	Plaxico Burress	Purdue 1998	10
	Derrick Mason	Michigan 1996	10
	Darrin McClelland	Michigan 1982	10
	Ted Jones	Illinois 1980	10

RECEIVING YARDS			
1.	Charles Rogers	Fresno State 2001	270
2.	Plaxico Burress	Michigan 1999	255
3.	Andre Rison	Georgia 1989	252
4.	Charles Rogers	Wisconsin 2001	206
5.	Courtney Hawkins	Minnesota 1989	197
6.	Andre Rison	Indiana 1986	196
7.	Courtney Hawkins	Purdue 1989	193
8.	Charles Rogers	Penn State 2001	191
9.	Plaxico Burress	Florida 2000	185
10.	Charles Rogers	Notre Dame 2002	175

TOUCHDOWN RECEPTIONS			
1.	Plaxico Burress	Florida 2000	3
	Plaxico Burress	Northwestern 1999	3
	Plaxico Burress	Iowa 1999	3
	Andre Rison	Georgia 1989	3
	Mark Ingram	Iowa 1986	3
	Gene Washington	Indiana 1965	3



# SCORING/TOTAL OFFENSE RECORDS

## CAREER

(Statistics include postseason games)

POINTS SCORED		
1. Dave Rayner	2001-04	334
2. John Langeloh	1987-90	308
3. Chris Gardner	1994-97	281
4. Morten Andersen	1978-81	261
5. Lorenzo White	1984-87	258
6. Sedrick Irvin	1996-98	252
7. Hans Nielsen	1974-77	230
8. Paul Edinger	1996-99	213
9. Blake Ezor	1986-89	204
10. Lynn Chandnois	1946-49	186

ALL-PURPOSE YARDS		
-------------------	--	--

(Includes rushing, receiving and all returns)

1. Lorenzo White	1984-87	5,152
2. Derrick Mason	1993-96	5,114
3. Sedrick Irvin	1996-98	4,833
4. Tico Duckett	1989-92	4,511
5. Blake Ezor	1986-89	4,475
6. Eric Allen	1969-71	4,446
7. Steve Smith	1977-80	4,060
8. Gari Scott	1996-99	3,979
9. Courtney Hawkins	1988-91	3,946
10. T.J. Duckett	1999-2001	3,537

TOTAL TOUCHDOWNS		
1. Lorenzo White	1984-87	43
2. Sedrick Irvin	1996-98	42
3. Blake Ezor	1986-89	34
4. Lynn Chandnois	1946-49	31
5. T.J. Duckett	1999-2001	30
Eric Allen	1969-71	30
7. Charles Rogers	2001-02	29
8. Tico Duckett	1989-92	28
9. Scott Greene	1992-95	27
10. Kirk Gibson	1975-78	26
Leroy Bolden	1951-54	26

TOTAL OFFENSE ATTEMPTS		
------------------------	--	--

(Includes rushing and passing attempts)

1. Jeff Smoker	2000-03	1,405
2. Drew Stanton	2003-06	1,178
3. Lorenzo White	1984-87	1,083
4. Dave Yarema	1982-86	960
5. Bill Burke	1996-99	909
6. Jim Miller	1990-93	875
7. Ed Smith	1976-78	875
8. Tico Duckett	1989-92	863
9. John Leister	1979-82	830
10. Blake Ezor	1986-89	802

TOTAL OFFENSE YARDS		
1. Jeff Smoker	2000-03	8,714
2. Drew Stanton	2003-06	8,036
3. Ed Smith	1976-78	5,556
4. Dave Yarema	1982-86	5,269
5. Bill Burke	1996-99	4,934
6. Lorenzo White	1984-87	4,887
7. Jim Miller	1990-93	4,748
8. Dan Enos	1987-90	4,301
9. Tico Duckett	1989-92	4,212
10. Todd Schultz	1994-97	4,112

TOTAL OFFENSE YARDS PER ATTEMPT (MIN. 200 ATT.)		
1. Earl Morrall	1953-55	7.41
2. Drew Stanton	2003-06	6.82
3. Tom Yewcic	1951-53	6.64

4. George Guerre	1946-48	6.57
5. Tony Banks	1994-95	6.46
6. Todd Schultz	1994-97	6.35
Ed Smith	1976-78	6.35
Lynn Chandnois	1946-49	6.35
9. Javon Ringer	2005-06	6.32
10. Jeff Smoker	2000-03	6.20

## SEASON

POINTS SCORED		
1. Blake Ezor	1989	114
2. Scott Greene	1995	112
3. Eric Allen	1971	110
4. Sedrick Irvin	1996	108
5. Dave Rayner	2004	105
Dave Rayner	2003	105
7. Paul Edinger	1999	103
8. Lorenzo White	1985	102
9. Charles Rogers	2001	96
Lorenzo White	1987	96

TOTAL TOUCHDOWNS		
1. Blake Ezor	1989	19
2. Sedrick Irvin	1996	18
Scott Greene	1995	18
Eric Allen	1971	18
5. Lorenzo White	1985	17
6. Charles Rogers	2001	16
Lorenzo White	1987	16
8. Craig Thomas	1992	15
Hyland Hickson	1990	15
10. Sedrick Irvin	1997	14

TOTAL OFFENSE ATTEMPTS		
1. Jeff Smoker	2003	551
2. Drew Stanton	2005	475
3. Bill Burke	1998	423
4. Lorenzo White	1985	420
5. Drew Stanton	2006	379
6. Jim Miller	1993	377
7. Bill Burke	1999	361
8. Lorenzo White	1987	357
9. Dan Enos	1989	350
10. Jeff Smoker	2001	343

TOTAL OFFENSE YARDS		
1. Drew Stanton	2005	3,415
2. Jeff Smoker	2003	3,279
3. Jeff Smoker	2001	2,521
4. Dave Yarema	1986	2,359
5. Bill Burke	1998	2,342
6. Drew Stanton	2004	2,288
7. Drew Stanton	2006	2,252
8. Ed Smith	1978	2,247
9. Dan Enos	1989	2,219
10. Jim Miller	1993	2,109

TOTAL OFFENSE YARDS PER ATTEMPT (MIN. 100 ATTS.)		
1. Jeff Smoker	2001	7.35
2. Drew Stanton	2004	7.24
3. Drew Stanton	2005	7.19
4. Charlie Baggett	1974	7.08
5. Todd Schultz	1996	7.07
6. Ed Smith	1978	7.00
7. Dave Yarema	1986	6.96
8. Bobby McAllister	1988	6.78
9. George Guerre	1946	6.72
10. Steve Smith	1978	6.71

## SINGLE GAME

TOTAL TOUCHDOWNS			
1. Blake Ezor	Northwestern 1989	6	
2. T.J. Duckett	Penn State 1999	4	
Sedrick Irvin	Penn State 1997	4	
Sedrick Irvin	Indiana 1996	4	
Sedrick Irvin	Purdue 1996	4	
Scott Greene	Illinois 1995	4	
Craig Thomas	Central Michigan 1993	4	
Craig Thomas	Indiana 1992	4	
Tico Duckett	Purdue 1990	4	
Blake Ezor	Indiana 1989	4	
Steve Smith	Northwestern 1980	4	
Derek Hughes	Minnesota 1979	4	
Eric Allen	Purdue 1971	4	
Eric Allen	Minnesota 1971	4	
Clinton Jones	Iowa 1965	4	
Bud Crane	Hawaii 1947	4	

(The above are modern-day records. George E. "Carp" Julian, scored seven TDs in a 75-6 win over Akron in 1914.)

POINTS SCORED		
1. Blake Ezor	Northwestern 1989	36
2. Scott Greene	Illinois 1995	26
3. T.J. Duckett	Penn State 1999	24
Sedrick Irvin	Penn State 1997	24
Sedrick Irvin	Indiana 1996	24
Sedrick Irvin	Purdue 1996	24
Craig Thomas	Central Michigan 1993	24
Craig Thomas	Indiana 1992	24
Tico Duckett	Purdue 1990	24
Blake Ezor	Indiana 1989	24
Steve Smith	Northwestern 1980	24
Derek Hughes	Minnesota 1979	24
Eric Allen	Purdue 1971	24
Eric Allen	Minnesota 1971	24
Clinton Jones	Iowa 1965	24
Bud Crane	Hawaii 1947	24

TOTAL OFFENSE YARDS		
1. Drew Stanton	Minnesota 2004	410
2. Drew Stanton	Hawaii 2004	406
3. Jeff Smoker	Fresno State 2001	393
4. Bill Burke	Michigan 1999	383
5. Drew Stanton	Notre Dame 2005	375
6. Bryan Clark	Minnesota 1981	372
7. Ed Smith	Indiana 1978	369
8. Drew Stanton	Minnesota 2005	367
9. Jeff Smoker	Penn State 2003	361
10. Drew Stanton	Kent State 2005	357

Active Player



Blake Ezor scored a single-season record 19 rushing touchdowns in 1989, including a single-game record six TDs vs. Northwestern.

2007 OUTLOOK

2007 SPARTANS

COACHING STAFF

2007 OPPONENTS

2006 RECAP

SPARTAN RECORDS

SPARTAN HISTORY

HONORS & AWARDS

BOWL HISTORY

CAMPUS LIFE

## CAREER

(Statistics include postseason games)

### TACKLES

1.	Dan Bass	1976-79	541
2.	Percy Snow	1986-89	473
3.	Ike Reese	1994-97	420
4.	Josh Thornhill	1998-2001	395
5.	Chuck Bullough	1988-91	391
6.	Ronald Stanley	2001-04	368
7.	Sorie Kanu	1995-98	365
8.	Aric Morris	1996-99	350
9.	Thomas Wright	1999-2002	346
10.	Tim Moore	1984-87	332

### TACKLES FOR LOSSES

1.	Julian Peterson (215 yards)	1998-99	48
2.	Larry Bethea (230)	1975-77	43
3.	Travis Davis (248)	1986-89	39
4.	Robaire Smith (169)	1997-99	38
5.	Mike Labinjo (144)	2000-03	33.5
6.	Josh Thornhill (88)	1998-2001	33
	Juan Hammonds (120)	1991-94	33
8.	Kelly Quinn (214)	1982-84	31
9.	Mark Nichols (136)	1983, 1985-87	29
	Mel Land (116)	1975-78	29

### QUARTERBACK SACKS

1.	Larry Bethea (208 yards)	1975-77	33
2.	Julian Peterson (161)	1998-99	25
3.	Travis Davis (217)	1986-89	24
	Kelly Quinn (183)	1982-85	24
5.	Robaire Smith (140)	1997-99	22
6.	Clifford Dukes (79)	2001-04	15.5
7.	Mark Nichols (90)	1983, 1985-87	15
	Mel Land (65)	1975-78	15
9.	Carl Banks (84)	1980-83	14
	Ron Curl (73)	1968-71	14

### INTERCEPTIONS

1.	Lynn Chandnois	1946-49	20
2.	Todd Krumm	1984-87	18
3.	Phil Parker	1982-85	16
4.	Kurt Larson	1985-88	14
	John Miller	1985-88	14
	Brad Van Pelt	1970-72	14
7.	Mark Anderson	1976-79	12
	Bill Simpson	1971-73	12
	Jesse Thomas	1948-50	12
10.	Demetrice Martin	1992-95	10
	John Polonchek	1947-49	10



Julian Peterson produced a Spartan single-season record 30 tackles for losses (140 yards) in 1999, including 15 sacks (104 yards).

### INTERCEPTION RETURN YARDS

1.	Lynn Chandnois	1946-49	384
2.	Brad Van Pelt	1970-72	268
3.	Phil Parker	1982-85	267
4.	Jesse Thomas	1948-50	212
5.	Todd Krumm	1984-87	198
6.	John Polonchek	1947-49	189
7.	Bob Suci	1959-61	152
8.	John Miller	1985-88	145
	Brad McLee	1969-70	145
10.	Dan Bass	1976-79	138

### FUMBLE RECOVERIES

1.	Dan Bass	1976-79	12
2.	Larry Savage	1976-79	8
3.	Carlos Jenkins	1987-90	7
	Smiley Creswell	1980-82	7
	John McCormick	1977-80	7
	Mel Land	1975-78	7
	George Chatlos	1966-67	7
8.	Matt Vanderbeek	1986-89	6
9.	Ike Reese	1994-97	5
	Nine other players		5

### PASSES BROKEN UP

1.	Amp Campbell	1996-99	56
2.	Cedric Henry	1998-2000, 2002	42
3.	Broderick Nelson	1998, 2000-02	37
4.	Renaldo Hill	1998-2000	36
5.	Thomas Wright	1999-2002	30
	Ray Hill	1995-97	30
7.	Roderick Maples	2001-04	29
8.	James Burroughs	1977-79, 1981	28
9.	Sorie Kanu	1995-98	27
	Lemar Marshall	1995-98	27



Robaire Smith ranks among MSU's all-time leaders in tackles for losses (fourth with 38 for 169 yards) and sacks (fifth with 22 for 140).

## SEASON

### TACKLES

1.	Chuck Bullough	1991	175
2.	Percy Snow	1989	172
3.	Chuck Bullough	1990	164
	Percy Snow	1988	164
5.	Dan Bass	1979	160
6.	Shane Bullough	1985	156
7.	Ty Hallock	1992	144
8.	Ike Reese	1997	137
	Jim Morrissey	1984	137
10.	Dan Bass	1978	136

### TACKLES FOR LOSSES

1.	Julian Peterson (140 yards)	1999	30
2.	Julian Peterson (75)	1998	18
	Larry Bethea (93)	1977	18
4.	Mike Labinjo (64)	2001	17
5.	Robaire Smith (66)	1997	16
	Travis Davis (113)	1987	16
7.	Josh Thornhill (29)	2001	15
	Three other players		15

### QUARTERBACK SACKS

1.	Larry Bethea (90 yards)	1977	16
2.	Julian Peterson (104)	1999	15
3.	Robaire Smith (58)	1997	12
	Travis Davis (105)	1987	12
	Kelly Quinn (84)	1984	12
6.	Greg Taplin (60)	2003	10
	Julian Peterson (57)	1998	10
	Kelly Quinn (84)	1983	10
9.	Courtney Ledyard (63)	1996	9
	Larry Bethea (61)	1976	9



Chuck Bullough led the Spartans in tackles in back-to-back seasons, producing 164 stops in 1990 and a school single-season record 175 in 1991.

2007  
OUTLOOK

2007  
SPARTANS

COACHING  
STAFF

2007  
OPPONENTS

2006  
RECAP

SPARTAN  
RECORDS

SPARTAN  
HISTORY

HONORS &  
AWARDS

BOWL  
HISTORY

CAMPUS  
LIFE



## INTERCEPTIONS

1.	Todd Krumm	1987	9
2.	Kurt Larson	1988	8
	John Miller	1987	8
	Jesse Thomas	1950	8
5.	Demetrice Martin	1994	7
	Phil Parker	1983	7
	Lynn Chandnois	1949	7
8.	Mark Anderson	1977	6
	Five other players		6

## INTERCEPTION RETURN YARDS

1.	Phil Parker (7 interceptions)	1983	203
	Lynn Chandnois (7)	1949	183
3.	Todd Krumm (9)	1987	129
	Brad Van Pelt (4)	1971	129
5.	Cedric Henry (5)	2000	118
6.	Earl Morrall (2)	1955	109
	John Polonchek (5)	1949	108
8.	George Guerre (3)	1948	106
	Brad McLee (5)	1970	106
10.	T.J. Turner (5)	1999	105

## FUMBLE RECOVERIES

1.	George Chatlos	1966	7
2.	Tom Kronner	1973	5
	Tom Standal	1975	5
	Matt Vanderbeek	1989	5
5.	Myron Bell	1993	4
	Four other players		4

## PASSES BROKEN UP

1.	Amp Campbell	1999	26
2.	Cedric Henry	2000	24
3.	Broderick Nelson	2001	20
4.	Broderick Nelson	2002	17
5.	Roderick Maples	2004	16
	Lemar Marshall	1998	16
	Ray Hill	1997	16
8.	Amp Campbell	1997	15
9.	Amp Campbell	1996	14
10.	Thomas Wright	2001	13
	Four other players		13

## SINGLE GAME

### TACKLES

1.	Dan Bass	Ohio State 1979	32
2.	Don Law	Ohio State 1969	28
3.	Dan Bass	Notre Dame 1979	24
4.	Percy Snow	Illinois 1989	23
5.	Ty Hallock	Minnesota 1992	21
	Shane Bullough	Indiana 1985	21
	Brad Van Pelt	Notre Dame 1971	21
	Doug Barr	Ohio State 1969	21
	Don Law	Indiana 1967	21
10.	Ronald Stanley	Rutgers 2004	20
	Four other players		20

### TACKLES FOR LOSS

1.	Julian Peterson (42 yards)	Ohio State 1998	7
2.	Julian Peterson (7)	Oregon 1999	6
3.	Josh Shaw (14)	Wisconsin 2000	5
	Julian Peterson (32)	Florida 2000	5
	Travis Davis (37)	Ohio State 1987	5
	Rich Saul (14)	Iowa 1968	5
7.	Kevin Vickerson (6)	Notre Dame 2004	4
	14 other players		4

## QUARTERBACK SACKS

1.	Travis Davis (37 yards)	Ohio State 1987	5
2.	Matthias Askew (28)	Western Michigan	4
	Julian Peterson (30)	Ohio State 1998	4
	Kelly Quinn (26)	Northwestern 1984	4
	Rich Saul (13)	Iowa 1969	4
6.	Greg Taplin (18)	Penn State 2003	3
	Six other players		3

## INTERCEPTIONS


1.	John Miller	Michigan 1987	4
2.	Mark Anderson	Notre Dame 1977	3
	Five other players		3

## FUMBLE RECOVERIES

1.	Matt Vanderbeek	Hawaii 1989	3
	Phil Hoag	Illinois 1966	3
	Ernie Clark	Illinois 1961	3
4.	Several players		2

## PASSES BROKEN UP

1.	Broderick Nelson	Indiana 2002	5
	Broderick Nelson	Wisconsin 2001	5
	Cedric Henry	Marshall 2000	5
	Amp Campbell	Northwestern 1999	5
	Renaldo Hill	Minnesota 1998	5
6.	Otis Wiley	Penn State 2006	4
	Seven other players		4



Todd Krumm, who ranks second on Michigan State's all-time list with 18 career interceptions, returned a pickoff 44 yards for a touchdown in the Spartans' 20-15 victory over Notre Dame in 1986.



Dan Bass, the only player in Spartan history to lead the team in tackles for four straight years (1976-79), registered a career-record 541 stops.

2007  
OUTLOOK

2007  
SPARTANS

COACHING  
STAFF

2007  
OPPONENTS

2006  
RECAP

SPARTAN  
RECORDS

SPARTAN  
HISTORY

HONORS &  
AWARDS

BOWL  
HISTORY

CAMPUS  
LIFE

2007  
OUTLOOK

2007  
SPARTANS

COACHING  
STAFF

2007  
OPPONENTS

2006  
RECAP

SPARTAN  
RECORDS

SPARTAN  
HISTORY

HONORS &  
AWARDS

BOWL  
HISTORY

CAMPUS  
LIFE

## CAREER (Statistics include postseason games)

PUNTS			
1.	Ralf Mojsiejenko	1981-84	279
2.	Craig Jarrett	1998-2001	239
3.	Ray Stachowicz	1977-80	230
4.	Chris Salani	1992-95	224
5.	Josh Butland	1988-91	220
6.	Brandon Fields	2003-05	209
7.	Bill Simpson	1971-73	196
8.	Greg Montgomery	1985-87	184
9.	John Pingel	1937-38	150
10.	Tom Yewcic	1951-53	123

PUNTING AVERAGE (MIN. 50 ATTS.)			
1.	Greg Montgomery	1985-87	45.2
2.	Brandon Fields	2003-06	45.0
3.	Ralf Mojsiejenko	1981-84	43.8
4.	Ray Stachowicz	1977-80	43.3
5.	Craig Jarrett	1998-2001	42.9
6.	John Pingel	1937-38	42.1
7.	Josh Butland	1988-91	40.7
8.	Jason Daily	2002	40.4
9.	Paul Edinger	1996-98	40.0
10.	Bill Simpson	1971-73	39.8

PUNT RETURN YARDS			
1.	Gari Scott (84 returns)	1996-99	1,088
2.	Ziehl Kavanaght (80)	2000-03	635
3.	Derrick Mason (61)	1993-96	620
4.	Jim Ellis (55)	1951-53	619
5.	Bobby Morse (70)	1983-86	584
6.	Todd Krumm (64)	1984-87	561
7.	George Guerre (35)	1946-48	513
8.	Jesse Thomas (27)	1948-50	490
9.	Frank Waters Jr. (44)	1967-68	434
10.	Mill Coleman (39)	1991-94	411

KICKOFF RETURN YARDS			
1.	Derrick Mason (106 returns)	1993-96	2,575
2.	Herb Haygood (76)	1998-2001	1,770
3.	DeAndra Cobb (64)	2003-04	1,632
4.	Courtney Hawkins (65)	1988-91	1,571
5.	Eric Allen (62)	1969-71	1,340
6.	Demond Williams (51)	2005-06	1,121
7.	Larry Jackson (43)	1983-84	1,022
8.	Derek Hughes (36)	1979-81	898
9.	Bruce Reeves (45)	1977-80	863
10.	Gari Scott (37)	1996-98	796

EXTRA POINTS			
1.	Dave Rayner (151 attempts)	2001-04	148
2.	John Langeloh (140)	1987-90	137
3.	Morten Andersen (129)	1978-81	126
4.	Chris Gardner (132)	1994-97	125
5.	Hans Nielsen (105)	1974-77	98
6.	George Smith (116)	1947-49	94
7.	Paul Edinger (81)	1996-99	75
8.	Chris Caudell (69)	1985-86	60
9.	Evan Slonac (63)	1951-53	55
10.	Dick Kenney (58)	1965-66	50

FIELD GOALS			
1.	Dave Rayner (90 attempts)	2001-04	62
2.	John Langeloh (79)	1987-90	57
3.	Chris Gardner (75)	1994-97	52
4.	Paul Edinger (58)	1996-99	46
5.	Morten Andersen (72)	1978-81	45
6.	Hans Nielsen (70)	1974-77	44
7.	Ralf Mojsiejenko (53)	1982-84	35
8.	Bill Stoyanovich (35)	1992-93	22
9.	Dick Kenney (36)	1964-66	19
10.	Chris Caudell (35)	1985-86	16

## SEASON

PUNTS			
1.	John Pingel	1938	99
2.	Ralf Mojsiejenko	1982	77
3.	Ralf Mojsiejenko	1984	76
4.	Greg Montgomery	1985	75
5.	Ralf Mojsiejenko	1983	74
6.	Josh Butland	1991	73
	Bill Simpson	1972	73
8.	Ray Stachowicz	1980	71
9.	Greg Montgomery	1987	70
10.	Bill Simpson	1973	67

PUNTING AVERAGE (MIN. 20 ATTS.)			
1.	Brandon Fields	2004	47.9
2.	Greg Montgomery	1986	47.8
3.	Brandon Fields	2003	46.4
4.	Ray Stachowicz	1980	46.2
5.	Greg Montgomery	1987	45.0
6.	Ralf Mojsiejenko	1984	44.7
7.	Ralf Mojsiejenko	1982	44.6
8.	Ray Stachowicz	1979	44.3
9.	Greg Montgomery	1985	44.1
10.	Ralf Mojsiejenko	1983	43.9

PUNT RETURN YARDS			
1.	Gari Scott (37 returns)	1999	488
2.	Gari Scott (32)	1998	440
3.	Jesse Thomas (18)	1950	358
4.	Todd Krumm (36)	1987	322
5.	Sedrick Irvin (23)	1997	313
6.	Derrick Mason (31)	1996	312
7.	Jim Ellis (24)	1951	305
8.	Ziehl Kavanaght (33)	2002	287
9.	Bill Simpson (21)	1972	286
10.	Frank Waters Jr. (24)	1967	264

KICKOFF RETURN YARDS			
1.	Derrick Mason (36 returns)	1994	966
2.	Derrick Mason (35)	1995	947
3.	DeAndra Cobb (36)	2004	869
4.	DeAndra Cobb (28)	2003	763
5.	Demond Williams (34)	2006	690
6.	Herb Haygood (24)	2001	632
7.	Eric Allen (20)	1969	598
8.	Jaren Hayes (31)	2002	585
9.	Marc Renaud (27)	1997	552
10.	Eric Allen (24)	1970	549

EXTRA POINTS			
1.	Morten Andersen (54 attempts)	1978	52
2.	John Langeloh (44)	1989	42
3.	Paul Edinger (41)	1999	40
4.	Dave Rayner (39)	2004	39
	Dave Rayner (40)	2003	39
	George Smith (50)	1948	39
7.	John Langeloh (38)	1990	38
	George Smith (41)	1949	38
9.	Evan Slonac (43)	1952	37
10.	Dave Rayner (37)	2001	36

FIELD GOALS			
1.	Dave Rayner (31 attempts)	2004	22
	Dave Rayner (29)	2003	22
	Paul Edinger (26)	1998	22
4.	Paul Edinger (26)	1999	21
5.	John Langeloh (27)	1988	18
6.	Chris Gardner (22)	1996	17
	John Langeloh (24)	1987	17
8.	Hans Nielsen (28)	1977	17
9.	<b>Brett Swenson (19)</b>	<b>2006</b>	<b>15</b>
	Morten Andersen (20)	1981	15

## SINGLE GAME

PUNT RETURN YARDS			
1.	Derrick Mason (6 ret.)	Eastern Mich. 1996	137
2.	Sedrick Irvin (4)	Indiana 1997	117
	Allen Brenner (3)	Illinois 1966	117
4.	Jesse Thomas (4)	Minnesota 1950	113
5.	Gari Scott (5)	Penn State 1999	107
6.	Derrick Mason (3)	Michigan 1995	106
7.	Jesse Thomas (3)	William & Mary 1950	105
8.	John Matsock (4)	Illinois 1954	104
9.	Sherman Lewis (4)	Northwestern 1963	103

KICKOFF RETURN YARDS			
1.	Derrick Mason (5 returns)	Penn State 1994	186
2.	Larry Jackson (4)	Ohio State 1984	168
3.	DeAndra Cobb (5)	Ohio State 2003	167
4.	Derrick Mason (7)	Michigan 1994	156
5.	DeAndra Cobb (5)	Notre Dame 2004	152
6.	DeAndra Cobb (4)	Rutgers 2003	150
7.	Derrick Mason (7)	Indiana 1995	148
8.	DeAndra Cobb (5)	Michigan 2003	144
9.	DeAndra Cobb (3)	Minnesota 2003	141
10.	Jaren Hayes (6)	California 2002	139

EXTRA POINTS			
1.	John Langeloh	Northwestern 1989	10
2.	John Goss	Illinois 2005	8
	Dave Rayner	Indiana 2002	8
	Morten Andersen	Illinois 1978	8
	Evan Slonac	Marquette 1952	8
	George Smith	Hawaii 1948	8
	George Smith	Temple 1949	8
	George Smith	Arizona 1949	8
9.	<b>Brett Swenson</b>	<b>Eastern Michigan</b>	<b>7</b>
	Seven other players		7

FIELD GOALS			
1.	Paul Edinger	Ohio State 1998	5
	Paul Edinger	Northwestern 1998	5
	John Langeloh	Wisconsin 1988	5
4.	Dave Rayner	Ohio State 2004	4
	Dave Rayner	Louisiana Tech 2003	4
	Dave Rayner	Northwestern 2002	4
	Ralf Mojsiejenko	Minnesota 1982	4
	Morten Andersen	Indiana 1981	4
	Morten Andersen	Illinois 1979	4
	Hans Nielsen	Purdue 1977	4
	Dirk Kryt	Ohio State 1972	4

### Active Player



Derrick Mason established Michigan State and Big Ten career records with 2,575 kickoff return yards.



## RUSHING

1.	Lynn Chandnois	Arizona 1949	*90
2.	Eugene Ciolek	Michigan 1937	*89
3.	Tico Duckett	Minnesota 1991	*88
	Levi Jackson	Ohio State 1974	*88
	Dick Panin	Notre Dame 1951	*88
6.	Sherman Lewis	Northwestern 1963	*87
	George Guerre	Iowa State 1947	*87
8.	Sherman Lewis	Notre Dame 1963	*85
9.	Craig Thomas	Purdue 1992	82
10.	Clinton Jones	Ohio State 1965	*80



Lynn Chandnois, who led the Spartans in rushing with 885 yards in 1949, still holds the record for the longest run in school history – a 90-yarder for a touchdown vs. Arizona.

## PASS PLAYS

1.	Tony Banks-Nigea Carter,	Indiana 1994	*93
2.	Steve Juday-Sherman Lewis,	Southern Cal 1963	*88
3.	Jeff Smoker-Charles Rogers,	Wisconsin 2001	*87
	Steve Juday-Sherman Lewis,	Wisconsin 1963	*87
5.	Bill Burke-Plaxico Burress,	Notre Dame 1998	*86
	Ed Smith-Kirk Gibson,	Indiana 1978	*86
7.	Ed Smith-Kirk Gibson,	Minnesota 1977	*85
8.	Ryan Van Dyke-Plaxico Burress,	Northwestern 1999	*84
9.	Bill Feraco-Allen Brenner,	Baylor 1968	*83
	Gene Glick-Lynn Chandnois,	Notre Dame 1949	*83

## FIELD GOALS

1.	Morten Andersen	Ohio State 1981	63
2.	Ralf Mojsiejenko	Illinois 1982	61
3.	Ralf Mojsiejenko	Purdue 1983	59
4.	Morten Andersen	Michigan 1980	57
5.	Paul Edinger	Wisconsin 1999	55
6.	Paul Edinger	Illinois 1999	54
	Ralf Mojsiejenko	Purdue 1984	54
	Morten Andersen	Iowa 1979	54
	Borys Shlapak	Iowa 1971	54
	Borys Shlapak	Minnesota 1971	54
	Borys Shlapak	Northwestern 1970	54



Morten Andersen's 63-yard field goal vs. Ohio State in 1981 still ranks as a school and Big Ten record.

## PUNTS

1.	Greg Montgomery	Michigan 1986	86
2.	Chris Salani	Nebraska 1995	83
3.	Craig Jarrett	Penn State 1998	81
4.	Greg Montgomery	Indiana 1985	80
5.	Brandon Fields	Notre Dame 2003	79
6.	Greg Montgomery	Michigan 1985	75
	Ray Stachowicz	Notre Dame 1978	75
8.	Brandon Fields	Rutgers 2003	74
9.	Brandon Fields	Notre Dame 2006	73
	Ray Stachowicz	Wisconsin 1980	73
	Ray Stachowicz	Purdue 1979	73
	Eugene Ciolek	Michigan 1937	73

## INTERCEPTIONS/FUMBLE RETURNS

1.	Dan Bass	Wisconsin 1978 (int.)	*99
2.	Bob Suci	Michigan 1959 (int.)	*93
3.	Earl Morrall	Purdue 1955 (fumble)	*90
4.	T.J. Turner	Purdue 1999 (int.)	*88
5.	Amp Campbell	Oregon 1999 (fumble)	*85
6.	Allen Brenner	Minnesota 1968 (int.)	*84
7.	Carl Williams	Northwestern 1981 (int.)	*83
8.	Brad McLee	Washington 1970 (int.)	*80
9.	Dave Kaiser	Minnesota 1957 (fumble)	*77
10.	Aric Morris	Purdue 1999 (int.)	*76

## KICKOFF RETURNS

1.	DeAndra Cobb	Minnesota 2003	*100
	Herb Haygood	Iowa 2001	*100
	Derrick Mason	LSU 1995	*100
	Derrick Mason	Penn State 1994	*100
	Derek Hughes	Oregon 1979	*100
6.	Demond Williams	Indiana 2005	*98
	Derek Hughes	Wisconsin 1979	*98
	Russ Reader	Wayne State 1946	*98
9.	Mike Holt	UCLA 1973	*95
10.	DeAndra Cobb	Rutgers 2003	*94



During his two-year career, DeAndra Cobb returned four kickoffs for touchdowns, including a 94-yard runback vs. Rutgers in 2003.

## PUNT RETURNS

1.	Allen Brenner	Illinois 1966	*95
2.	Dean Look	Michigan 1958	*92
3.	Jesse Thomas	William & Mary 1950	*90
4.	Ziehl Kavanaght	Northwestern 2002	*88
5.	Bobby Morse	Michigan 1984	*87
6.	Blanche Martin	Illinois 1957	*86
7.	Horace Smith	Santa Clara 1947	*85
8.	Sherman Lewis	Northwestern 1963	84
9.	Sedrick Irvin	Indiana 1997	*80
10.	Scott Greene	Indiana 1995	*76

\*Touchdown / Active Player

2007  
OUTLOOK

2007  
SPARTANS

COACHING  
STAFF

2007  
OPPONENTS

2006  
RECAP

SPARTAN  
RECORDS

SPARTAN  
HISTORY

HONORS &  
AWARDS

BOWL  
HISTORY

CAMPUS  
LIFE

## TEAM OFFENSE IN A GAME

### RUSHING ATTEMPTS

- 80 vs. Indiana, 1950
- 77 vs. Purdue, 1987  
77 vs. N.C. State, 1975
- 75 vs. Indiana, 1975
- 74 vs. Indiana, 1988

### NET YARDS RUSHING

- 573 vs. Purdue, 1971
- 489 vs. Iowa, 1974
- 472 vs. North Carolina, 1962
- 465 vs. Washington State, 1948
- 460 vs. Purdue, 1988

### RUSHING TOUCHDOWNS

- 9 vs. Hawaii, 1948
- 8 vs. Illinois, 1978
- 7 vs. Purdue, 1990  
7 vs. Arizona, 1948  
7 vs. Hawaii, 1947

### PASSES ATTEMPTED

- 62 vs. Penn State, 2006
- 56 vs. Ohio State, 2003  
56 vs. Purdue, 1980
- 54 vs. Iowa, 2004
- 53 vs. Minnesota, 2006

### PASSES COMPLETED

- 36 vs. Ohio State, 2003
- 33 vs. Indiana, 2003  
33 vs. Michigan, 1982
- 32 vs. Northwestern, 2006  
32 vs. Purdue, 1998

### YARDS GAINED PASSING

- 400 vs. Michigan, 1999
- 396 vs. Purdue, 1998
- 382 vs. Indiana, 2003
- 376 vs. Fresno State, 2001
- 375 vs. Missouri, 2001

### TOTAL YARDS GAINED

- 705 vs. Illinois, 2005
- 698 vs. Purdue, 1971
- 685 vs. Kent State, 2005
- 660 vs. Iowa, 1974
- 645 vs. Wisconsin, 1978

### TOUCHDOWN PASSES

- 7 vs. Illinois, 2005
- 6 vs. Iowa, 1999
- 5 vs. Eastern Michigan, 2006  
5 vs. Northwestern, 1981
- 4 vs. Illinois, 2004  
4 vs. Penn State, 2003  
4 vs. Indiana, 2002  
4 vs. Central Michigan, 1998  
4 vs. Memphis, 1997  
4 vs. Northwestern, 1979  
4 vs. Wisconsin, 1978  
4 vs. Indiana, 1970  
4 vs. Penn State, 1952  
4 vs. Texas A&M, 1952  
4 vs. Temple, 1949  
4 vs. Iowa State, 1948

### TOUCHDOWNS SCORED

- 11 vs. Northwestern, 1989  
11 vs. Arizona, 1949
- 10 vs. Hawaii, 1948
- 9 vs. Marquette, 1952  
9 vs. Temple, 1949  
9 vs. Arizona, 1948  
9 vs. Hawaii, 1947

### EXTRA POINTS

- 10 vs. Northwestern, 1989
- 9 vs. Arizona, 1949
- 8 vs. Illinois, 2005  
8 vs. Indiana, 2002  
8 vs. Illinois, 1978  
8 vs. Marquette, 1952  
8 vs. Hawaii, 1948

### FIRST DOWNS BY RUSHING

- 26 vs. Northwestern, 1975
- 25 vs. Marquette, 1952
- 24 vs. Purdue, 1971  
24 vs. North Carolina, 1962  
24 vs. Indiana, 1957

### FIRST DOWNS BY PASSING

- 23 vs. Purdue, 1998
- 20 vs. Indiana, 2003
- 19 vs. Ohio State, 2005  
19 vs. Minnesota, 1978
- 18 vs. Northwestern, 2006  
18 vs. Minnesota, 2001

### TOTAL FIRST DOWNS

- 35 vs. Kent State, 2005
- 34 vs. Illinois, 2005  
34 vs. Purdue, 1990  
34 vs. Indiana, 1981  
34 vs. Northwestern, 1978

### FUMBLES LOST

- 9 vs. Kansas State, 1956
- 7 vs. Washington State, 1970
- 6 vs. Michigan, 1973  
6 vs. Kansas State, 1957  
6 vs. Wayne State, 1944

### YARDS PENALIZED

- 155 vs. Indiana, 1957
- 149 vs. Northwestern, 1981
- 142 vs. Northwestern, 1967  
142 vs. Northwestern, 1964
- 137 vs. Indiana, 1956

### PASSES HAD INTERCEPTED

- 6 vs. Michigan, 1997  
6 vs. Minnesota, 1958  
6 vs. Maryland, 1950
- 5 vs. Penn State, 2004  
5 vs. Purdue, 1980  
5 vs. Minnesota, 1970  
5 vs. Santa Clara, 1948

### MOST PUNTS

- 12 vs. Florida State, 1987
- 11 vs. Nebraska, 1996  
11 vs. Ohio State, 1973  
11 vs. Great Lakes, 1945  
11 vs. Maryland, 1944

### POINTS SCORED

- 76 vs. Northwestern, 1989
- 75 vs. Arizona, 1949
- 62 vs. Marquette, 1952  
62 vs. Temple, 1949
- 61 vs. Illinois, 2005  
61 vs. Arizona, 1948

## TEAM DEFENSE IN A GAME

### RUSHING ATTEMPTS

- 12 by Iowa, 1993
- 14 by Purdue, 1987
- 15 by Kent State, 2005  
15 by Purdue, 1988
- 17 by Notre Dame, 2006  
17 by Ohio State, 1965

### NET YARDS RUSHING

- 63 by Pittsburgh, 1950
- 60 by Northwestern, 1981
- 48 by Northwestern, 1983
- 39 by Michigan, 1965
- 34 by Wayne State, 1946

### PASSES ATTEMPTED

- 1 by Maryland, 1944
- 2 by Army, 1984  
2 by Ohio State, 1976  
2 by Indiana, 1958  
2 by Michigan, 1955

### PASSES COMPLETED

- 0 by Georgia Tech, 1971  
0 by Maryland, 1944  
0 by Kansas State, 1944
- 113 times by 11 schools  
Most recently:  
1 by Army, 1984  
1 by Ohio State, 1976  
1 by Minnesota, 1972

### YARDS GAINED PASSING

- 0 by Georgia Tech, 1971  
0 by Maryland, 1944  
0 by Kansas State, 1944
- 5 by Maryland, 1949
- 7 by Michigan, 1969  
7 by Notre Dame, 1963  
7 by Cincinnati, 1946

### TOTAL YARDS GAINED

- 11 by Pittsburgh, 1950
- 6 by Michigan, 1951
- 16 by Maryland, 1944
- 30 by Wayne State, 1944
- 46 by Iowa State, 1947

### FIRST DOWNS BY RUSHING

- 0 by Ohio State, 1999  
0 by Purdue, 1990  
0 by Ohio State, 1965  
0 by Wayne State, 1945
- 1 by Rutgers, 2003  
1 by Michigan, 1999  
1 by Iowa, 1999  
1 by Western Michigan, 1997  
1 by Illinois, 1992  
1 by Purdue, 1987  
1 by Northwestern, 1983  
1 by Pittsburgh, 1950  
1 by Wayne State, 1944  
1 by Maryland, 1944

### FIRST DOWNS BY PASSING

- 0 13 times by 12 teams  
Most recently:  
0 by Wyoming, 1977  
0 by Georgia Tech, 1971  
0 by Ohio State, 1971

### TOTAL FIRST DOWNS

- 1 by Maryland, 1944
- 3 by Wayne State, 1945  
3 by Wayne State, 1944
- 4 by Ohio State, 1999  
4 by Indiana, 1957  
4 by Michigan, 1951

### PASSES INTERCEPTED

- 8 vs. Washington State, 1970
- 7 vs. Michigan, 1987
- 6 vs. Arizona, 1949
- 5 vs. Northwestern, 1979  
5 vs. Kansas State, 1956  
5 vs. Marquette, 1952  
5 vs. Penn State, 1949  
5 vs. Hawaii, 1948

### FUMBLES RECOVERED

- 8 vs. Great Lakes, 1945
- 7 vs. Illinois, 1971  
7 vs. Purdue, 1958  
7 vs. Notre Dame, 1952
- 6 vs. Indiana, 1990  
6 vs. Syracuse, 1978  
6 vs. UCLA, 1973  
6 vs. Indiana, 1950

### PUNTS FORCED

- 14 vs. Minnesota, 1969
- 13 vs. Penn State, 1945  
13 vs. Maryland, 1944
- 12 vs. Eastern Michigan, 2002  
12 vs. Eastern Michigan, 1996  
12 vs. Iowa, 1978  
12 vs. Iowa, 1970  
12 vs. Penn State, 1966

## SINGLE-SEASON TEAM LEADERS

### FIRST DOWNS

1.	284	2005
2.	272	2001
3.	269	2004
4.	265	1978
5.	264	1990
6.	255	1993
7.	253	2003
	253	1996
9.	246	2002
10.	245	1998

### RUSHING YARDS

1.	3,045	1948
2.	2,961	1974
3.	2,914	1975
4.	2,877	1990
5.	2,876	1988
6.	2,862	2004
7.	2,767	1987
8.	2,663	1978
9.	2,645	1951
10.	2,611	1989

### RUSHING YARDS PER GAME

1.	304.5	1948
2.	293.9	1951
3.	272.4	1952
4.	269.3	1950
5.	269.2	1974
6.	265.1	1975
7.	264.8	1962
8.	263.0	1957
9.	256.9	1956
10.	242.1	1978

### PASSING YARDS

1.	3,510	2003
	3,510	2001
3.	3,250	2005
4.	2,954	1998
5.	2,771	1981
6.	2,743	2002
7.	2,731	2006
8.	2,686	1995
9.	2,660	1999
	2,660	1996

### PASSING YARDS PER GAME

1.	295.5	2005
2.	292.5	2001
3.	270.0	2003
4.	251.9	1981
5.	246.2	1998
6.	240.5	1986
7.	239.1	1978
8.	228.6	2002
9.	227.6	2006
10.	223.8	1995

Note: Figures include postseason bowl games.

### TOTAL YARDS

1.	5,520	2004
2.	5,470	2005
3.	5,364	2001
4.	5,294	1978
5.	4,795	1996
6.	4,776	2003
7.	4,707	1989
8.	4,554	1990
9.	4,544	1997
10.	4,511	1995

### TOTAL YARDS PER GAME

1.	497.3	2005
2.	481.2	1978
3.	460.0	2004
4.	447.0	2001
5.	428.6	1952
6.	403.2	1948
7.	403.0	1951
8.	399.6	1996
9.	396.0	1986
10.	392.3	1989

### TOTAL POINTS

1.	411	1978
2.	378	1999
3.	374	2001
4.	372	2005
5.	363	2003
6.	359	1948
7.	358	1996
8.	356	1989
9.	353	2004
10.	342	1997

### SCORING AVERAGE

1.	37.4	1978
2.	35.9	1948
3.	34.7	1952
4.	34.3	1949
5.	33.8	2005
6.	31.5	1999
7.	31.2	2001
8.	30.0	1951
9.	29.8	1996
10.	29.7	1989

### FEWEST FIRST DOWNS ALLOWED

1.	96	1963
2.	104	1952
	104	1947
4.	107	1957
5.	109	1958
6.	112	1962
7.	113	1949
8.	117	1950
9.	120	1961
10.	121	1965

### FEWEST RUSHING YARDS ALLOWED

1.	514	1966
2.	521	1965
3.	738	1963
4.	755	1952
5.	837	1987
6.	851	1962
7.	874	1950
8.	914	1999
9.	986	1951
10.	1,045	1961

### FEWEST RUSHING YARDS ALLOWED PER GAME

1.	47.3	1965
2.	51.4	1966
3.	69.8	1987
4.	76.2	1999
5.	82.0	1963
6.	83.9	1952
7.	94.5	1962
8.	95.4	1989
9.	97.1	1950
10.	106.9	1986

### FEWEST PASSING YARDS ALLOWED

1.	613	1973
2.	669	1957
3.	706	1961
4.	748	1958
5.	775	1960
6.	816	1955
7.	829	1963
8.	883	1956
9.	889	1953
10.	902	1962

### FEWEST PASSING YARDS ALLOWED PER GAME

1.	55.7	1973
2.	74.3	1957
3.	78.4	1961
4.	81.6	1955
5.	83.1	1958
6.	86.1	1960
7.	88.9	1953
8.	92.1	1963
9.	98.1	1956
10.	101.4	1947

### FEWEST TOTAL YARDS ALLOWED

1.	1,567	1963
2.	1,724	1957
3.	1,751	1961
4.	1,753	1962
5.	1,911	1965
6.	1,951	1950
7.	2,010	1952
8.	2,093	1966
9.	2,142	1947
10.	2,155	1958

### FEWEST TOTAL YARDS ALLOWED PER GAME

1.	173.2	1965
2.	174.1	1963
3.	191.6	1957
4.	194.5	1961
5.	194.8	1962
6.	209.3	1966
7.	216.8	1950
8.	223.0	1953
9.	223.3	1952
10.	226.2	1955

### FEWEST TOTAL POINTS ALLOWED

1.	50	1961
2.	62	1965
3.	63	1963
4.	69	1955
5.	75	1957
6.	84	1952
7.	87	1956
8.	96	1962
9.	99	1966
10.	101	1947

### FEWEST POINTS ALLOWED PER GAME

1.	5.6	1965
	5.6	1961
3.	6.9	1955
4.	7.0	1963
5.	8.3	1957
6.	9.3	1952
7.	9.7	1956
8.	9.9	1966
9.	10.6	1962
10.	11.0	1953



Michigan State's 1966 defense – including headliners Bubba Smith (95), George Webster (90) and Phil Hoag (36) – ranked third in the NCAA in rushing defense, allowing only 51.4 yards per game.

2007  
OUTLOOK

2007  
SPARTANS

COACHING  
STAFF

2007  
OPPONENTS

2006  
RECAP

SPARTAN  
RECORDS

SPARTAN  
HISTORY

HONORS &  
AWARDS

BOWL  
HISTORY

CAMPUS  
LIFE

# 100-YARD RUSHERS

2007  
OUTLOOK

2007  
SPARTANS

COACHING  
STAFF

2007  
OPPONENTS

2006  
RECAP

SPARTAN  
RECORDS

SPARTAN  
HISTORY

HONORS &  
AWARDS

BOWL  
HISTORY

CAMPUS  
LIFE

DATE	PLAYER	(ATTS.)	OPPONENT	YARDS
10/19/1946	George Guerre	(15)	vs. Penn State	160
11/16/1946	George Guerre	(19)	vs. Marquette	180
11/30/1946	George Guerre	(13)	vs. Washington State	134
10/18/1947	George Guerre	(15)	vs. Iowa State	143
11/8/1947	Frank Waters	(31)	vs. Santa Clara	119
10/16/1948	Lynn Chandnois	(9)	vs. Arizona	102
10/16/1948	Leroy Crane	(9)	vs. Arizona	102
11/6/1948	George Guerre	(14)	vs. Marquette	115
11/20/1948	George Guerre	(19)	vs. Washington State	129
11/20/1948	Lynn Chandnois	(12)	vs. Washington State	112
10/1/1949	Lynn Chandnois	(10)	vs. Marquette	159
10/1/1949	Sonny Grandelius	(11)	vs. Marquette	104
10/22/1949	Lynn Chandnois	(16)	vs. Penn State	107
10/29/1949	Lynn Chandnois	(13)	vs. Temple	149
11/19/1949	Lynn Chandnois	(11)	vs. Arizona	163
11/19/1949	Sonny Grandelius	(12)	vs. Arizona	116
9/23/1950	Sonny Grandelius	(24)	vs. Oregon State	184
10/7/1950	Sonny Grandelius	(14)	vs. Maryland	110
10/21/1950	Sonny Grandelius	(16)	vs. Marquette	122
10/28/1950	Sonny Grandelius	(21)	vs. Notre Dame	114
11/4/1950	Sonny Grandelius	(25)	vs. Indiana	177
10/27/1951	Dick Panin	(8)	vs. Pittsburgh	147
11/10/1951	Dick Panin	(8)	vs. Notre Dame	150
11/17/1951	Billy Wells	(7)	vs. Indiana	110
11/24/1951	Don McAuliffe	(16)	vs. Colorado	150
11/8/1952	Billy Wells	(24)	vs. Indiana	135
11/8/1952	Evan Slonac	(19)	vs. Indiana	104
11/22/1952	LeRoy Bolden	(9)	vs. Marquette	113
10/3/1953	LeRoy Bolden	(12)	vs. Minnesota	145
11/7/1953	LeRoy Bolden	(18)	vs. Ohio State	128
11/6/1954	LeRoy Bolden	(8)	vs. Washington State	109
11/20/1954	Clarence Peaks	(6)	vs. Marquette	150
10/29/1955	Walt Kowalczyk	(10)	vs. Wisconsin	172
11/19/1955	Dennis Mendyk	(12)	vs. Marquette	121
10/20/1956	Dennis Mendyk	(19)	vs. Notre Dame	157
10/12/1957	Walt Kowalczyk	(17)	vs. Michigan	113
11/16/1957	Blanche Martin	(6)	vs. Minnesota	134
9/27/1958	Dean Look	(18)	vs. California	103
10/1/1960	Carl Charon	(14)	vs. Michigan	124
11/12/1960	Ron Hatcher	(10)	vs. Northwestern	109
10/21/1961	George Saimes	(14)	vs. Notre Dame	142
11/18/1961	Sherman Lewis	(11)	vs. Northwestern	120
10/6/1962	Ron Rubick	(14)	vs. North Carolina	207
10/13/1962	Dewey Lincoln	(7)	vs. Michigan	139
10/20/1962	Sherman Lewis	(10)	vs. Notre Dame	138
9/28/1963	Roger Lopes	(19)	vs. North Carolina	157
10/26/1963	Sheran Lewis	(8)	vs. Northwestern	104
10/24/1964	Dick Gordon	(17)	vs. Northwestern	105
10/31/1964	Dick Gordon	(13)	vs. Wisconsin	199
1/7/1964	Dick Gordon	(21)	vs. Purdue	145
10/16/1965	Clinton Jones	(16)	vs. Ohio State	132
10/16/1965	Bob Apisa	(17)	vs. Ohio State	114
11/13/1965	Dwight Lee	(23)	vs. Indiana	103
11/20/1965	Clinton Jones	(20)	vs. Notre Dame	117
1/1/1966	Clinton Jones	(20)	vs. UCLA	113
9/17/1966	Clinton Jones	(19)	vs. N.C. State	129
10/8/1966	Bob Apisa	(18)	vs. Michigan	140
11/5/1966	Clinton Jones	(21)	vs. Iowa	268
10/7/1967	LaMarr Thomas	(14)	vs. Wisconsin	106
10/12/1968	Don Highsmith	(20)	vs. Michigan	104
10/19/1968	Tommy Love	(18)	vs. Minnesota	114
10/19/1968	Bill Triplett	(18)	vs. Minnesota	101
10/26/1968	Tommy Love	(27)	vs. Notre Dame	100

## TOP 25 SINGLE-GAME RUSHING PERFORMANCES

1.	350	Eric Allen	(29)	vs. Purdue	10/30/1971
2.	292	Lorenzo White	(56)	vs. Indiana	11/14/1987
3.	286	Lorenzo White	(25)	vs. Indiana	11/9/1985
4.	268	Clinton Jones	(21)	vs. Iowa	11/5/1966
5.	250	Blake Ezor	(44)	vs. Indiana	11/12/1988
6.	248	T.J. Duckett	(30)	vs. Iowa	10/7/2000
7.	247	Eric Allen	(21)	vs. Wisconsin	10/16/1971
8.	244	Lorenzo White	(53)	vs. Purdue	10/26/1985
9.	241	Tico Duckett	(30)	vs. Minnesota	10/19/1991
10.	238	Sedrick Irvin	(28)	vs. Penn State	11/29/1997
11.	229	Marc Renaud	(35)	vs. Minnesota	10/21/1995
	229	Tico Duckett	(33)	vs. Rutgers	9/29/1990
	229	Steve Smith	(30)	vs. Northwestern	11/8/1980
14.	228	Blake Ezor	(41)	vs. Northwestern	11/18/1989
15.	226	Lorenzo White	(39)	vs. Iowa	10/5/1985
16.	223	Lorenzo White	(42)	vs. Wisconsin	11/23/1985
17.	219	T.J. Duckett	(26)	vs. Marshall	9/9/2000
18.	216	Tico Duckett	(42)	vs. Wisconsin	11/9/1991
19.	213	Duane Goulbourne	(29)	vs. Iowa	10/23/1993
	213	Derek Hughes	(31)	vs. Minnesota	11/10/1979
21.	211	T.J. Duckett	(27)	vs. Michigan	11/3/2001
22.	210	Tico Duckett	(34)	vs. Purdue	10/27/1990
23.	209	Don Highsmith	(37)	vs. Northwestern	11/22/1969
24.	207	Ron Rubick	(14)	vs. North Carolina	10/6/1962
25.	205	DeAndrea Cobb	(22)	vs. Michigan	10/30/2004

9/20/1969	Don Highsmith	(27)	vs. Washington	148
9/20/1969	Eric Allen	(28)	vs. Washington	113
9/27/1969	Bill Triplett	(22)	vs. Southern Methodist	122
10/18/1969	Bill Triplett	(18)	vs. Michigan	142
10/18/1969	Don Highsmith	(30)	vs. Michigan	129
11/1/1969	Don Highsmith	(23)	vs. Indiana	112
11/22/1969	Don Highsmith	(37)	vs. Northwestern	209
10/17/1970	Eric Allen	(23)	vs. Michigan	156
10/31/1970	Eric Allen	(24)	vs. Indiana	102
11/7/1970	Eric Allen	(28)	vs. Purdue	121
11/14/1970	Eric Allen	(31)	vs. Minnesota	142
11/21/1970	Eric Allen	(32)	vs. Northwestern	108
9/11/1971	Eric Allen	(37)	vs. Illinois	104
9/25/1971	Eric Allen	(21)	vs. Oregon State	119
10/16/1971	Eric Allen	(21)	vs. Wisconsin	247
10/23/1971	Eric Allen	(19)	vs. Iowa	177
10/30/1971	Eric Allen	(29)	vs. Purdue	*350
11/13/1971	Eric Allen	(34)	vs. Minnesota	188
11/20/1971	Eric Allen	(29)	vs. Northwestern	112
10/21/1972	Mark Niesen	(20)	vs. Wisconsin	114
10/21/1972	Damond Mays	(10)	vs. Wisconsin	125
10/28/1972	David Brown	(19)	vs. Iowa	117
11/25/1972	David Brown	(24)	vs. Northwestern	114
11/25/1972	Damond Mays	(16)	vs. Northwestern	121
10/27/1973	Charlie Baggett	(19)	vs. Purdue	133
10/27/1973	Clarence Bullock	(24)	vs. Purdue	121
9/28/1974	Levi Jackson	(16)	vs. UCLA	103
10/26/1974	Levi Jackson	(13)	vs. Purdue	104
11/2/1974	Rich Baes	(22)	vs. Wisconsin	100
11/9/1974	Levi Jackson	(13)	vs. Ohio State	133
11/16/1974	Rich Baes	(27)	vs. Indiana	159
11/16/1974	Charlie Baggett	(16)	vs. Indiana	151
11/16/1974	Levi Jackson	(22)	vs. Indiana	127
11/23/1974	Levi Jackson	(20)	vs. Iowa	156
11/23/1974	Claude Geiger	(10)	vs. Iowa	127

\* MSU Single-Game Record



# 100-YARD RUSHERS

DATE	PLAYER	(ATTS.)	OPPONENT	YARDS
9/27/1975	Charlie Baggett	(14)	vs. N.C. State	113
9/27/1975	Levi Jackson	(21)	vs. N.C. State	108
10/4/1975	Tyrone Wilson	(12)	vs. Notre Dame	117
10/18/1975	Levi Jackson	(21)	vs. Minnesota	119
10/25/1975	Charlie Baggett	(21)	vs. Illinois	106
11/1/1975	Charlie Baggett	(20)	vs. Purdue	116
11/1/1975	Levi Jackson	(19)	vs. Purdue	101
11/8/1975	Rich Baes	(23)	vs. Indiana	139
11/8/1975	Levi Jackson	(22)	vs. Indiana	110
11/15/1975	Charlie Baggett	(20)	vs. Northwestern	120
11/22/1975	Levi Jackson	(24)	vs. Iowa	180
9/18/1976	Rich Baes	(23)	vs. Wyoming	133
9/25/1976	Rich Baes	(24)	vs. N.C. State	136
10/16/1976	Jim Earley	(26)	vs. Minnesota	138
10/23/1976	Rich Baes	(24)	vs. Illinois	108
10/30/1976	Rich Baes	(20)	vs. Purdue	101
10/30/1976	Leon Williams	(15)	vs. Purdue	100
11/13/1976	Rich Baes	(18)	vs. Northwestern	134
11/20/1976	Rich Baes	(22)	vs. Iowa	113
9/10/1977	Jim Earley	(18)	vs. Purdue	102
9/17/1977	Leroy McGee	(23)	vs. Washington State	143
10/22/1977	Jim Earley	(14)	vs. Wisconsin	101
10/29/1977	Bruce Reeves	(20)	vs. Illinois	119
11/5/1977	Leroy McGee	(12)	vs. Minnesota	104
10/28/1978	Leroy McGee	(3)	vs. Wisconsin	124
11/4/1978	Steve Smith	(19)	vs. Illinois	125
11/18/1978	Steve Smith	(14)	vs. Northwestern	107
11/25/1978	Steve Smith	(14)	vs. Iowa	131
9/15/1979	Steve Smith	(23)	vs. Oregon	156
9/29/1979	Steve Smith	(17)	vs. Notre Dame	103
10/6/1979	Steve Smith	(17)	vs. Michigan	101
10/13/1979	Bruce Reeves	(13)	vs. Wisconsin	104
11/3/1979	Steve Smith	(22)	vs. Northwestern	118
11/10/1979	Derek Hughes	(31)	vs. Minnesota	213
11/17/1979	Steve Smith	(22)	vs. Iowa	114
11/8/1980	Steve Smith	(30)	vs. Northwestern	229
10/31/1981	Aaron Roberts	(27)	vs. Indiana	135
11/6/1982	Tony Ellis	(31)	vs. Northwestern	124
10/15/1983	Carl Butler	(22)	vs. Indiana	141
10/22/1983	Keith Gates	(24)	vs. Ohio State	101
10/29/1983	Keith Gates	(38)	vs. Minnesota	168
11/12/1983	Keith Gates	(27)	vs. Iowa	129
9/15/1984	Carl Butler	(29)	vs. Notre Dame	142
11/3/1984	Lorenzo White	(26)	vs. Northwestern	170
11/17/1984	Lorenzo White	(28)	vs. Wisconsin	120
12/22/1984	Lorenzo White	(23)	vs. Army	103
9/14/1985	Lorenzo White	(39)	vs. Arizona State	174
9/21/1985	Lorenzo White	(31)	vs. Notre Dame	123
9/28/1985	Lorenzo White	(28)	vs. Western Michigan	141
10/5/1985	Lorenzo White	(39)	vs. Iowa	226
10/19/1985	Lorenzo White	(32)	vs. Illinois	122
10/26/1985	Lorenzo White	(53)	vs. Purdue	244
11/2/1985	Lorenzo White	(49)	vs. Minnesota	173
11/9/1985	Lorenzo White	(25)	vs. Indiana	286
11/16/1985	Lorenzo White	(30)	vs. Northwestern	150
11/23/1985	Lorenzo White	(42)	vs. Wisconsin	223
12/31/1985	Lorenzo White	(33)	vs. Georgia Tech	158
9/20/1986	Lorenzo White	(41)	vs. Notre Dame	147
9/27/1986	Lorenzo White	(26)	vs. Western Michigan	192
11/1/1986	Blake Ezor	(28)	vs. Minnesota	107
11/22/1986	Bobby Morse	(24)	vs. Wisconsin	170

9/7/1987	Lorenzo White	(22)	vs. Southern Cal	111
10/3/1987	Lorenzo White	(39)	vs. Iowa	166
10/10/1987	Lorenzo White	(34)	vs. Michigan	185
10/17/1987	Lorenzo White	(33)	vs. Northwestern	187
11/7/1987	Blake Ezor	(23)	vs. Purdue	151
11/7/1987	Lorenzo White	(25)	vs. Purdue	144
11/14/1987	Lorenzo White	(56)	vs. Indiana	292
11/21/1987	Blake Ezor	(28)	vs. Wisconsin	148
1/1/1988	Lorenzo White	(35)	vs. Southern Cal	113
9/10/1988	Blake Ezor	(33)	vs. Rutgers	195
10/1/1988	Blake Ezor	(34)	vs. Iowa	138
10/15/1988	Hyland Hickson	(14)	vs. Northwestern	106
10/15/1988	Scott Selzer	(16)	vs. Northwestern	107
10/22/1988	Blake Ezor	(30)	vs. Illinois	113
10/29/1988	Blake Ezor	(28)	vs. Ohio State	147
10/29/1988	Hyland Hickson	(38)	vs. Ohio State	187
11/5/1988	Blake Ezor	(17)	vs. Purdue	150
11/12/1988	Blake Ezor	(44)	vs. Indiana	250
1/1/1989	Blake Ezor	(33)	vs. Georgia	146
9/16/1989	Blake Ezor	(18)	vs. Miami (Ohio)	130
10/7/1989	Tico Duckett	(30)	vs. Iowa	175
11/4/1989	Blake Ezor	(29)	vs. Indiana	203
11/11/1989	Blake Ezor	(32)	vs. Minnesota	144
11/18/1989	Blake Ezor	(41)	vs. Northwestern	228
11/25/1989	Blake Ezor	(30)	vs. Wisconsin	187
12/25/1989	Blake Ezor	(41)	vs. Hawaii	179
9/29/1990	Tico Duckett	(33)	vs. Rutgers	229
10/6/1990	Tico Duckett	(23)	vs. Iowa	121
10/20/1990	Tico Duckett	(27)	vs. Illinois	139
10/27/1990	Tico Duckett	(34)	vs. Purdue	210
10/27/1990	Hyland Hickson	(16)	vs. Purdue	103
11/3/1990	Tico Duckett	(24)	vs. Indiana	150
11/3/1990	Hyland Hickson	(25)	vs. Indiana	170
11/17/1990	Tico Duckett	(20)	vs. Northwestern	137
11/17/1990	Hyland Hickson	(27)	vs. Northwestern	184
11/24/1990	Hyland Hickson	(22)	vs. Wisconsin	134
10/19/1991	Tico Duckett	(30)	vs. Minnesota	241
11/2/1991	Tico Duckett	(24)	vs. Northwestern	144
11/9/1991	Tico Duckett	(42)	vs. Wisconsin	216
11/16/1991	Tico Duckett	(31)	vs. Purdue	126
9/19/1992	Craig Thomas	(21)	vs. Notre Dame	146
9/26/1992	Tico Duckett	(19)	vs. Boston College	119
10/3/1992	Tico Duckett	(20)	vs. Indiana	142
10/3/1992	Craig Thomas	(17)	vs. Indiana	103
10/31/1992	Tico Duckett	(31)	vs. Northwestern	172
11/7/1992	Craig Thomas	(17)	vs. Wisconsin	168
11/7/1992	Tico Duckett	(21)	vs. Wisconsin	108
11/14/1992	Craig Thomas	(15)	vs. Purdue	127
11/14/1992	Tico Duckett	(30)	vs. Purdue	124

23	Lorenzo White	1984 (3)	1985 (11)	1986 (2)	1987 (7)
16	Tico Duckett	1989 (1)	1990 (6)	1991 (4)	1992 (5)
16	Blake Ezor	1986 (1)	1987 (2)	1988 (7)	1989 (6)
15	Sedrick Irvin	1996 (5)	1997 (4)	1998 (6)	
14	T.J. Duckett	1999 (1)	2000 (6)	2001 (7)	
13	Eric Allen	1969 (1)	1970 (5)	1971 (7)	
10	Duane Goulbourne	1993 (3)	1994 (4)	1996 (3)	
10	Levi Jackson	1974 (5)	1975 (5)		
9	Marc Renaud	1994 (1)	1995 (5)	1997 (3)	
9	Steve Smith	1978 (3)	1979 (5)	1980 (1)	
9	Rich Baes	1974 (2)	1975 (1)	1976 (6)	

2007  
OUTLOOK

2007  
SPARTANS

COACHING  
STAFF

2007  
OPPONENTS

2006  
RECAP

SPARTAN  
RECORDS

SPARTAN  
HISTORY

HONORS &  
AWARDS

BOWL  
HISTORY

CAMPUS  
LIFE

# 100-YARD RUSHERS

2007  
OUTLOOK

2007  
SPARTANS

COACHING  
STAFF

2007  
OPPONENTS

2006  
RECAP

SPARTAN  
RECORDS

SPARTAN  
HISTORY

HONORS &  
AWARDS

BOWL  
HISTORY

CAMPUS  
LIFE

DATE	PLAYER	(ATTS.)	OPPONENT	YARDS
9/11/1993	Craig Thomas	(25)	vs. Kansas	143
9/25/1993	Craig Thomas	(28)	vs. Central Michigan	195
9/25/1993	Duane Goulbourne	(26)	vs. Central Michigan	195
10/23/1993	Duane Goulbourne	(29)	vs. Iowa	213
11/6/1993	Craig Thomas	(26)	vs. Northwestern	163
11/27/1993	Steve Holman	(16)	vs. Penn State	116
11/27/1993	Duane Goulbourne	(21)	vs. Penn State	112
9/10/1994	Duane Goulbourne	(25)	vs. Kansas	109
9/24/1994	Antwain Patrick	(20)	vs. Miami (Ohio)	111
10/1/1994	Duane Goulbourne	(26)	vs. Wisconsin	115
10/29/1994	Marc Renaud	(36)	vs. Indiana	181
11/5/1994	Duane Goulbourne	(36)	vs. Northwestern	181
11/5/1994	Scott Greene	(13)	vs. Northwestern	142
11/12/1994	Duane Goulbourne	(24)	vs. Purdue	133
9/16/1995	Marc Renaud	(29)	vs. Louisville	150
9/23/1995	Scott Greene	(17)	vs. Purdue	161
9/23/1995	Marc Renaud	(23)	vs. Purdue	111
9/30/1995	Marc Renaud	(28)	vs. Boston College	130
10/14/1995	Marc Renaud	(25)	vs. Illinois	127
10/21/1995	Marc Renaud	(35)	vs. Minnesota	229
9/28/1996	Sedrick Irvin	(16)	vs. Eastern Michigan	112
10/5/1996	Sedrick Irvin	(27)	vs. Iowa	137
10/5/1996	Duane Goulbourne	(22)	vs. Iowa	109
10/12/1996	Duane Goulbourne	(31)	vs. Illinois	144
10/19/1996	Sedrick Irvin	(32)	vs. Minnesota	154
10/26/1996	Sedrick Irvin	(17)	vs. Wisconsin	125
11/9/1996	Sedrick Irvin	(33)	vs. Indiana	158
11/23/1996	Duane Goulbourne	(23)	vs. Penn State	111
9/20/1997	Marc Renaud	(22)	vs. Notre Dame	112
9/20/1997	Sedrick Irvin	(26)	vs. Notre Dame	106
10/11/1997	Sedrick Irvin	(16)	vs. Indiana	178
11/8/1997	Marc Renaud	(22)	vs. Purdue	114
11/22/1997	Sedrick Irvin	(33)	vs. Illinois	159
11/29/1997	Sedrick Irvin	(28)	vs. Penn State	238
11/29/1997	Marc Renaud	(21)	vs. Penn State	203
8/29/1998	Sedrick Irvin	(30)	vs. Colorado State	120
9/12/1998	Sedrick Irvin	(24)	vs. Notre Dame	119
9/26/1998	Sedrick Irvin	(21)	vs. Michigan	107
10/3/1998	Shawn Foster	(7)	vs. Central Michigan	104
10/10/1998	Sedrick Irvin	(26)	vs. Indiana	130
10/24/1998	Sedrick Irvin	(25)	vs. Minnesota	108
10/31/1998	Sedrick Irvin	(28)	vs. Northwestern	140
9/12/1999	Lloyd Clemons	(18)	vs. Oregon	121
9/18/1999	Lloyd Clemons	(22)	vs. Notre Dame	126
9/25/1999	Lloyd Clemons	(20)	vs. Illinois	141
11/20/1999	T.J. Duckett	(22)	vs. Penn State	159
1/1/2000	Lloyd Clemons	(20)	vs. Florida	105
9/9/2000	T.J. Duckett	(26)	vs. Marshall	219
9/16/2000	T.J. Duckett	(33)	vs. Missouri	131
9/23/2000	T.J. Duckett	(26)	vs. Notre Dame	141
10/7/2000	T.J. Duckett	(30)	vs. Iowa	248
11/11/2000	T.J. Duckett	(32)	vs. Purdue	174
11/18/2000	T.J. Duckett	(21)	vs. Penn State	134
9/8/2001	T.J. Duckett	(22)	vs. Central Michigan	120
9/29/2001	T.J. Duckett	(22)	vs. Northwestern	104
10/27/2001	T.J. Duckett	(23)	vs. Wisconsin	186
11/3/2001	T.J. Duckett	(27)	vs. Michigan	211
11/24/2001	T.J. Duckett	(22)	vs. Penn State	126
12/1/2001	T.J. Duckett	(25)	vs. Missouri	149
12/31/2001	T.J. Duckett	(27)	vs. Fresno State	184
8/31/2002	Dawan Moss	(12)	vs. Eastern Michigan	136
9/28/2002	Dawan Moss	(26)	vs. Northwestern	191
11/9/2002	David Richard	(20)	vs. Indiana	136
11/23/2002	Jaren Hayes	(23)	vs. Penn State	113
9/13/2003	Jaren Hayes	(30)	vs. Louisiana Tech	140
9/20/2003	Jaren Hayes	(19)	vs. Notre Dame	109

9/25/2004	Drew Stanton	(12)	vs. Indiana	134
10/16/2004	Drew Stanton	(13)	vs. Minnesota	102
10/30/2004	DeAndra Cobb	(22)	vs. Michigan	205
11/13/2004	Jehuu Caulcrick	(13)	vs. Wisconsin	146
11/13/2004	Jason Teague	(17)	vs. Wisconsin	112
12/4/2004	DeAndra Cobb	(16)	vs. Hawaii	128
9/3/2005	Jehuu Caulcrick	(14)	vs. Kent State	140
9/24/2005	Javon Ringer	(13)	vs. Illinois	194
10/22/2005	Javon Ringer	(18)	vs. Northwestern	104
10/29/2005	Javon Ringer	(11)	vs. Indiana	109
9/9/2006	Javon Ringer	(15)	vs. Eastern Michigan	130
9/16/2006	Javon Ringer	(15)	vs. Pittsburgh	156
9/16/2006	Drew Stanton	(13)	vs. Pittsburgh	105
9/23/2006	Jehuu Caulcrick	(8)	vs. Notre Dame	111

TOTAL: 287 100-yard games since 1945.

MOST 100-YARD GAMES IN A SEASON	
1985	11 ..... Lorenzo White (11)
1975	11 ..... Levi Jackson (5) Charlie Baggett (4) Tyrone Wilson (1) Rich Baes (1)
1990	10 ..... Tico Duckett (6) Hyland Hickson (4)
1988	10 ..... Blake Ezor (7) Hyland Hickson (2) Scott Selzer (1)
1992	9 ..... Tico Duckett (5) Craig Thomas (4)
1987	9 ..... Lorenzo White (7) Blake Ezor (2)
1974	9 ..... Levi Jackson (5) Rich Baes (2) Charlie Baggett (1) Claude Geiger (1)



T.J. Duckett recorded seven 100-yard rushing games in 2001, including 149 yards vs. Missouri in his final home game.

DATE	PLAYER	(A-C-I)	OPPONENT	YARDS
11/13/1948	Gene Glick	(9-8-0)	vs. Iowa State	241
10/11/1952	Tom Yewcic	(13-7-0)	vs. Texas A&M	202
11/19/1955	Earl Morrall	(14-10-0)	vs. Marquette	274
11/8/1969	Dan Werner	(35-16-4)	vs. Purdue	314
9/19/1970	Mike Rasmussen	(35-17-3)	vs. Washington	215
9/26/1970	Mike Rasmussen	(27-15-1)	vs. Washington State	226
10/31/1970	Mike Rasmussen	(23-13-2)	vs. Indiana	236
9/11/1976	Marshall Lawson	(32-14-1)	vs. Ohio State	212
9/25/1976	Ed Smith	(29-18-0)	vs. N.C. State	324
10/30/1976	Ed Smith	(30-15-0)	vs. Purdue	235
11/6/1976	Ed Smith	(24-15-1)	vs. Indiana	200
9/24/1977	Ed Smith	(39-16-2)	vs. Wyoming	296
11/5/1977	Ed Smith	(18-9-3)	vs. Minnesota	235
11/12/1977	Ed Smith	(24-15-0)	vs. Northwestern	286
10/7/1978	Ed Smith	(41-27-0)	vs. Notre Dame	306
10/14/1978	Ed Smith	(36-20-0)	vs. Michigan	248
10/21/1978	Ed Smith	(30-20-2)	vs. Indiana	369
10/28/1978	Ed Smith	(29-19-0)	vs. Wisconsin	320
11/4/1978	Ed Smith	(31-20-2)	vs. Illinois	219
11/11/1978	Ed Smith	(42-26-0)	vs. Minnesota	296
9/8/1979	Bert Vaughn	(27-14-2)	vs. Illinois	233
11/17/1979	Bryan Clark	(26-14-1)	vs. Iowa	244
10/4/1980	John Leister	(32-11-1)	vs. Notre Dame	204
10/11/1980	John Leister	(32-14-2)	vs. Michigan	231
10/18/1980	John Leister	(34-18-0)	vs. Wisconsin	271
10/25/1980	John Leister	(54-18-5)	vs. Purdue	261
11/15/1980	John Leister	(28-14-1)	vs. Minnesota	209
9/12/1981	John Leister	(34-17-2)	vs. Illinois	225
9/19/1981	John Leister	(37-15-3)	vs. Ohio State	213
10/10/1981	Bryan Clark	(38-21-3)	vs. Michigan	316
10/17/1981	Bryan Clark	(30-18-1)	vs. Wisconsin	291
10/31/1981	John Leister	(37-23-1)	vs. Indiana	233
11/14/1981	Bryan Clark	(43-21-2)	vs. Minnesota	318
9/11/1982	John Leister	(37-16-1)	vs. Illinois	257
10/9/1982	John Leister	(46-32-1)	vs. Michigan	272
10/16/1982	John Leister	(45-25-0)	vs. Wisconsin	256
10/5/1985	Bobby McAllister	(27-18-0)	vs. Iowa	275
11/16/1985	Dave Yarema	(21-12-0)	vs. Northwestern	246
9/13/1986	Dave Yarema	(33-26-0)	vs. Arizona State	275
9/27/1986	Dave Yarema	(16-13-1)	vs. Western Michigan	277
10/4/1986	Dave Yarema	(36-23-3)	vs. Iowa	271
10/25/1986	Dave Yarema	(20-13-0)	vs. Purdue	206
11/1/1986	Dave Yarema	(30-25-1)	vs. Minnesota	321
11/8/1986	Dave Yarema	(31-20-3)	vs. Indiana	275
11/15/1986	Dave Yarema	(45-30-1)	vs. Northwestern	352
9/19/1987	Bobby McAllister	(18-10-2)	vs. Notre Dame	208
11/21/1987	Bobby McAllister	(12-10-0)	vs. Wisconsin	211
1/1/1989	Bobby McAllister	(24-14-0)	vs. Georgia	288
9/23/1989	Dan Enos	(28-18-2)	vs. Notre Dame	200
10/7/1989	Dan Enos	(25-20-1)	vs. Iowa	217
10/14/1989	Dan Enos	(31-21-2)	vs. Michigan	214
10/28/1989	Dan Enos	(21-12-2)	vs. Purdue	278
11/4/1989	Dan Enos	(15-12-2)	vs. Indiana	205
11/11/1989	Dan Enos	(26-13-2)	vs. Minnesota	240
10/12/1991	Jim Miller	(39-30-2)	vs. Michigan	302
10/26/1991	Jim Miller	(27-17-1)	vs. Ohio State	202
9/12/1992	Jim Miller	(26-21-0)	vs. Central Michigan	215
9/19/1992	Jim Miller	(41-23-2)	vs. Notre Dame	231
10/3/1992	Jim Miller	(30-19-1)	vs. Indiana	274
10/17/1992	Jim Miller	(23-16-2)	vs. Minnesota	212

10/16/1993	Jim Miller	(42-31-0)	vs. Ohio State	360
11/13/1993	Jim Miller	(27-21-0)	vs. Purdue	200
12/4/1993	Jim Miller	(25-19-2)	vs. Wisconsin	216
9/24/1994	Tony Banks	(15-11-0)	vs. Miami (Ohio)	201
10/8/1994	Tony Banks	(23-16-0)	vs. Michigan	269
10/29/1994	Tony Banks	(23-15-3)	vs. Indiana	248
11/26/1994	Tony Banks	(28-18-0)	vs. Penn State	244

### TOP 25 SINGLE-GAME PASSING PERFORMANCES

1.	400	Bill Burke	(36-21-0)	vs. Michigan	10/9/1999
2.	376	Jeff Smoker	(32-22-1)	vs. Fresno State	12/31/2001
3.	369	Ed Smith	(30-20-2)	vs. Indiana	10/21/1978
4.	360	Jim Miller	(42-31-0)	vs. Ohio State	10/16/1993
5.	357	Jeff Smoker	(50-29-1)	vs. Penn State	11/22/2003
6.	356	Jeff Smoker	(36-24-0)	vs. Penn State	11/24/2001
7.	352	Dave Yarema	(45-30-1)	vs. Northwestern	11/15/1986
8.	351	Jeff Smoker	(55-35-2)	vs. Ohio State	11/8/2003
	351	Jeff Smoker	(40-32-0)	vs. Indiana	10/4/2003
	351	Jeff Smoker	(32-21-1)	vs. Rutgers	9/6/2003
11.	348	Tony Banks	(44-22-3)	vs. LSU	12/29/1995
12.	345	Bill Burke	(40-28-1)	vs. Purdue	11/14/1998
13.	340	Drew Stanton	(36-26-0)	vs. Ohio State	10/15/2005
14.	330	Brian Hoyer	(50-26-2)	vs. Minnesota	11/11/2006
	330	Drew Stanton	(32-22-0)	vs. Hawaii	12/4/2004
16.	327	Drew Stanton	(27-16-1)	vs. Notre Dame	9/17/2005
17.	326	Jeff Smoker	(20-13-2)	vs. Wisconsin	10/27/2001
18.	324	Jeff Smoker	(34-21-2)	vs. Western Michigan	8/30/2003
	324	Bill Burke	(37-24-1)	vs. Indiana	10/10/1998
	324	Ed Smith	(29-18-0)	vs. N.C. State	9/25/1976
21.	323	Bill Burke	(46-18-1)	vs. Ohio State	11/7/1998
22.	321	Dave Yarema	(30-25-1)	vs. Minnesota	11/1/1986
23.	320	Ed Smith	(29-19-0)	vs. Wisconsin	10/28/1978
24.	318	Tony Banks	(34-26-0)	vs. Michigan	11/4/1995
	318	Bryan Clark	(43-12-2)	vs. Minnesota	11/14/1981



Ed Smith recorded four 300-yard passing games during his career, including a 369-yard effort vs. Indiana in 1978.

# 200-YARD PASSERS

2007  
OUTLOOK

2007  
SPARTANS

COACHING  
STAFF

2007  
OPPONENTS

2006  
RECAP

SPARTAN  
RECORDS

SPARTAN  
HISTORY

HONORS &  
AWARDS

BOWL  
HISTORY

CAMPUS  
LIFE

DATE	PLAYER	(A-C-I)	OPPONENT	YARDS
9/9/1995	Tony Banks	(35-21-1)	vs. Nebraska	290
9/23/1995	Tony Banks	(25-16-1)	vs. Purdue	208
9/30/1995	Todd Schultz	(28-20-2)	vs. Boston College	210
10/7/1995	Todd Schultz	(37-20-2)	vs. Iowa	255
10/21/1995	Tony Banks	(26-15-1)	vs. Minnesota	309
10/28/1995	Tony Banks	(30-17-3)	vs. Wisconsin	207
11/4/1995	Tony Banks	(34-26-0)	vs. Michigan	318
11/25/1995	Tony Banks	(33-21-3)	vs. Penn State	242
12/29/1995	Tony Banks	(44-22-3)	vs. LSU	348
9/21/1996	Gus Ornstein	(37-21-1)	vs. Louisville	237
10/12/1996	Todd Schultz	(25-20-1)	vs. Illinois	281
10/26/1996	Todd Schultz	(25-18-1)	vs. Wisconsin	269
11/2/1996	Todd Schultz	(45-24-4)	vs. Michigan	260
11/9/1996	Todd Schultz	(17-13-0)	vs. Indiana	243
11/23/1996	Todd Schultz	(30-17-1)	vs. Penn State	218
9/13/1997	Todd Schultz	(22-18-0)	vs. Memphis	206
10/4/1997	Todd Schultz	(31-19-1)	vs. Minnesota	304
11/8/1997	Todd Schultz	(21-17-1)	vs. Purdue	220
12/25/1997	Todd Schultz	(24-14-3)	vs. Washington	220
9/12/1998	Bill Burke	(19-12-0)	vs. Notre Dame	209
10/3/1998	Bill Burke	(21-17-1)	vs. Central Michigan	259
10/10/1998	Bill Burke	(37-24-1)	vs. Indiana	324
11/7/1998	Bill Burke	(46-18-1)	vs. Ohio State	323
11/14/1998	Bill Burke	(40-28-1)	vs. Purdue	345
11/21/1998	Bill Burke	(28-17-0)	vs. Illinois	263
11/28/1998	Bill Burke	(44-17-3)	vs. Penn State	286
9/2/1999	Bill Burke	(31-18-1)	vs. Oregon	205
9/18/1999	Bill Burke	(37-22-1)	vs. Notre Dame	291
10/9/1999	Bill Burke	(36-21-0)	vs. Michigan	*400
10/16/1999	Bill Burke	(33-21-4)	vs. Purdue	234
1/1/2000	Bill Burke	(35-21-2)	vs. Florida	257
9/30/2000	Jeff Smoker	(35-17-1)	vs. Northwestern	233
10/21/2000	Ryan Van Dyke	(37-26-1)	vs. Michigan	292
9/29/2001	Ryan Van Dyke	(31-19-1)	vs. Northwestern	233
10/20/2001	Jeff Smoker	(33-21-1)	vs. Minnesota	258
10/27/2001	Jeff Smoker	(20-13-2)	vs. Wisconsin	326
11/10/2001	Jeff Smoker	(30-20-2)	vs. Indiana	288
11/17/2001	Damon Dowdell	(45-24-2)	vs. Purdue	304
11/24/2001	Jeff Smoker	(36-24-0)	vs. Penn State	356
12/1/2001	Jeff Smoker	(17-14-1)	vs. Missouri	317
12/31/2001	Jeff Smoker	(32-22-1)	vs. Fresno State	376
8/31/2002	Jeff Smoker	(24-14-1)	vs. Eastern Michigan	232
9/7/2002	Jeff Smoker	(26-16-0)	vs. Rice	213
9/14/2002	Jeff Smoker	(33-16-2)	vs. California	206
9/21/2002	Jeff Smoker	(34-19-2)	vs. Notre Dame	281
9/28/2002	Jeff Smoker	(24-15-2)	vs. Northwestern	263
10/19/2002	Jeff Smoker	(29-17-1)	vs. Minnesota	229
11/9/2002	Damon Dowdell	(25-17-0)	vs. Indiana	203
11/16/2002	Damon Dowdell	(32-18-2)	vs. Purdue	253
8/30/2003	Jeff Smoker	(34-21-2)	vs. Western Michigan	324
9/6/2003	Jeff Smoker	(32-21-1)	vs. Rutgers	351
9/27/2003	Jeff Smoker	(44-28-0)	vs. Iowa	218
10/4/2003	Jeff Smoker	(40-32-0)	vs. Indiana	351
10/11/2003	Jeff Smoker	(31-23-0)	vs. Illinois	317
10/18/2003	Jeff Smoker	(46-30-0)	vs. Minnesota	252
11/1/2003	Jeff Smoker	(40-21-1)	vs. Michigan	254
11/8/2003	Jeff Smoker	(55-35-2)	vs. Ohio State	351
11/15/2003	Jeff Smoker	(31-16-2)	vs. Wisconsin	207
11/22/2003	Jeff Smoker	(50-29-1)	vs. Penn State	357
9/4/2004	Damon Dowdell	(39-22-1)	vs. Rutgers	270
10/2/2004	Drew Stanton	(54-29-0)	vs. Iowa	245
10/16/2004	Drew Stanton	(31-20-2)	vs. Minnesota	308
11/6/2004	Damon Dowdell	(46-29-3)	vs. Ohio State	262
12/4/2004	Drew Stanton	(32-22-0)	vs. Hawaii	330

9/3/2005	Drew Stanton	(29-22-1)	vs. Kent State	297
9/10/2005	Drew Stanton	(26-21-0)	vs. Hawaii	301
9/17/2005	Drew Stanton	(27-16-1)	vs. Notre Dame	327
9/24/2005	Drew Stanton	(26-20-0)	vs. Illinois	259
10/1/2005	Drew Stanton	(30-20-1)	vs. Michigan	282
10/15/2005	Drew Stanton	(36-26-0)	vs. Ohio State	340
10/22/2005	Drew Stanton	(38-20-3)	vs. Northwestern	234
10/29/2005	Drew Stanton	(31-17-1)	vs. Indiana	244
11/5/2005	Drew Stanton	(30-22-1)	vs. Purdue	248
11/12/2005	Drew Stanton	(45-29-0)	vs. Minnesota	312
11/19/2005	Drew Stanton	(36-23-4)	vs. Penn State	233
9/2/2006	Drew Stanton	(25-16-0)	vs. Idaho	225
9/9/2006	Drew Stanton	(32-24-1)	vs. Eastern Michigan	254
10/7/2006	Drew Stanton	(35-20-2)	vs. Michigan	252
10/21/2006	Drew Stanton	(37-27-1)	vs. Northwestern	294
11/11/2006	Brian Hoyer	(50-26-2)	vs. Minnesota	330
11/18/2006	Brian Hoyer	(61-30-0)	vs. Penn State	291

\* MSU Single-Game Record

MOST 200-YARD GAMES IN A SEASON			
2005	11	Drew Stanton (11)	
2003	10	Jeff Smoker (10)	
1995	9	Tony Banks (7)	Todd Schultz (2)
2002	8	Jeff Smoker (6)	Damon Dowdell (2)
2001	8	Jeff Smoker (6)	Damon Dowdell (1) Ryan Van Dyke (1)
1998	7	Bill Burke (7)	
1986	7	Dave Yarema (7)	



A two-year starter from 1998-99, Bill Burke threw for 5,463 career yards, including 12 200-yard passing games.


MOST CAREER 200-YARD GAMES					
23	Jeff Smoker	2000 (1)	2001 (6)	2002 (6)	2003 (10)
18	Drew Stanton	2004 (3)	2005 (11)	2006 (4)	
12	Bill Burke	1998 (7)	1999 (5)		
12	Ed Smith	1976 (3)	1977 (3)	1978 (6)	
11	Todd Schultz	1995 (2)	1996 (5)	1997 (4)	
11	Tony Banks	1994 (4)	1995 (7)		
11	John Leister	1980 (5)	1981 (3)	1982 (3)	



DATE	PLAYER	(REC.)	OPPONENT	YARDS
11/24/1951	Bob Carey	(5)	vs. Colorado	104
10/11/1952	Ellis Duckett	(2)	vs. Texas A&M	127
10/2/1954	Jim Hinesly	(5)	vs. Wisconsin	123
10/16/1954	John Lewis	(3)	vs. Notre Dame	103
11/20/1954	John Lewis	(2)	vs. Marquette	122
11/12/1955	Dave Kaiser	(3)	vs. Minnesota	102
11/3/1956	Tony Kolodziej	(3)	vs. Wisconsin	123
11/7/1959	Herb Adderley	(3)	vs. Ohio State	106
10/31/1964	Gene Washington	(7)	vs. Wisconsin	104
11/14/1964	Gene Washington	(9)	vs. Notre Dame	150
11/13/1965	Gene Washington	(8)	vs. Indiana	112
9/24/1966	Gene Washington	(4)	vs. Penn State	143
11/12/1966	Gene Washington	(4)	vs. Indiana	114
11/19/1966	Gene Washington	(5)	vs. Notre Dame	123
9/28/1968	Allen Brenner	(6)	vs. Baylor	153
10/19/1968	Frank Foreman	(7)	vs. Minnesota	124
11/2/1968	Frank Foreman	(7)	vs. Ohio State	123
11/23/1968	Allen Brenner	(6)	vs. Northwestern	101
10/4/1969	Gordy Bowdell	(5)	vs. Minnesota	119
10/11/1969	Frank Foreman	(3)	vs. Ohio State	135
11/8/1969	Frank Foreman	(6)	vs. Purdue	155
9/19/1970	Gordy Bowdell	(6)	vs. Notre Dame	101
9/19/1970	Billy Joe DuPree	(6)	vs. Washington	103
10/24/1970	Gordy Bowdell	(7)	vs. Iowa	117
11/14/1970	Billy Joe DuPree	(5)	vs. Minnesota	130
9/30/1972	Billy Joe DuPree	(8)	vs. Southern Cal	134
11/23/1974	Mike Hurd	(4)	vs. Iowa	100
9/25/1976	Kirk Gibson	(5)	vs. N.C. State	173
10/30/1976	Kirk Gibson	(8)	vs. Purdue	117
9/24/1977	Kirk Gibson	(4)	vs. Wyoming	115
9/24/1977	Edgar Wilson	(6)	vs. Wyoming	118
10/1/1977	Mark Brammer	(8)	vs. Notre Dame	129
11/5/1977	Kirk Gibson	(3)	vs. Minnesota	148
11/12/1977	Kirk Gibson	(3)	vs. Northwestern	103
11/12/1977	Mark Brammer	(7)	vs. Northwestern	108
10/7/1978	Eugene Byrd	(7)	vs. Notre Dame	124
10/21/1978	Kirk Gibson	(3)	vs. Indiana	146
10/21/1978	Samson Howard	(4)	vs. Indiana	119
11/11/1978	Kirk Gibson	(8)	vs. Minnesota	122
11/17/1979	Eugene Byrd	(5)	vs. Iowa	159
10/11/1980	Ted Jones	(5)	vs. Michigan	109
10/18/1980	Ted Jones	(8)	vs. Wisconsin	105
10/10/1981	Otis Grant	(5)	vs. Michigan	102
11/14/1981	Daryl Turner	(5)	vs. Minnesota	121
9/11/1982	Otis Grant	(8)	vs. Illinois	142
10/9/1982	Ted Jones	(9)	vs. Michigan	123
9/10/1983	Daryl Turner	(6)	vs. Colorado	128
9/17/1983	Daryl Turner	(4)	vs. Notre Dame	109
9/15/1984	Mark Ingram	(3)	vs. Notre Dame	103
10/27/1984	Mark Ingram	(3)	vs. Minnesota	104
10/5/1985	Mark Ingram	(7)	vs. Iowa	148
10/26/1985	Mark Ingram	(6)	vs. Purdue	102
11/16/1985	Mark Ingram	(4)	vs. Northwestern	113
9/20/1986	Mark Ingram	(5)	vs. Notre Dame	107
9/27/1986	Andre Rison	(5)	vs. Western Michigan	155
10/4/1986	Mark Ingram	(6)	vs. Iowa	116
11/1/1986	Mark Ingram	(7)	vs. Minnesota	141
11/8/1986	Andre Rison	(11)	vs. Indiana	196
11/15/1986	Andre Rison	(6)	vs. Northwestern	114
11/15/1986	Mark Ingram	(5)	vs. Northwestern	104
11/22/1986	Andre Rison	(9)	vs. Wisconsin	108
9/19/1987	Andre Rison	(5)	vs. Notre Dame	137
11/7/1987	Andre Rison	(5)	vs. Purdue	122
11/21/1987	Andre Rison	(6)	vs. Wisconsin	162

## TOP 20 SINGLE-GAME RECEIVING PERFORMANCES

1.	270	Charles Rogers	(10)	vs. Fresno State	12/31/2001
2.	255	Plaxico Burress	(10)	vs. Michigan	10/9/1999
3.	252	Andre Rison	(9)	vs. Georgia	1/1/1989
4.	206	Charles Rogers	(5)	vs. Wisconsin	10/27/2001
5.	197	Courtney Hawkins	(9)	vs. Minnesota	11/11/1989
6.	196	Andre Rison	(11)	vs. Indiana	11/8/1986
7.	193	Courtney Hawkins	(7)	vs. Purdue	10/28/1989
8.	191	Charles Rogers	(8)	vs. Penn State	11/24/2001
9.	185	Plaxico Burress	(13)	vs. Florida	1/1/2000
10.	175	Charles Rogers	(7)	vs. Notre Dame	9/21/2002
11.	173	Kirk Gibson	(5)	vs. N.C. State	9/25/1976
12.	171	Muhsin Muhammad	(9)	vs. LSU	12/29/1995
13.	168	Charles Rogers	(7)	vs. Missouri	12/1/2001
14.	166	Charles Rogers	(9)	vs. California	9/14/2002
15.	164	Plaxico Burress	(5)	vs. Northwestern	11/13/1999
16.	162	Andre Rison	(6)	vs. Wisconsin	11/21/1987
17.	161	Charles Rogers	(8)	vs. Purdue	11/16/2002
18.	159	Eugene Byrd	(5)	vs. Iowa	11/17/1979
19.	157	Gari Scott	(9)	vs. Penn State	11/28/1998
20.	155	Charles Rogers	(9)	vs. Rice	9/7/2002
	155	Andre Rison	(5)	vs. Western Michigan	9/27/1986
	155	Frank Foreman	(6)	vs. Purdue	11/8/1969



Gene Washington, who had six career 100-yard receiving games, averaged a Spartan single-season record 25.0 yards per catch in 1966.

2007  
OUTLOOK

2007  
SPARTANS

COACHING  
STAFF

2007  
OPPONENTS

2006  
RECAP

SPARTAN  
RECORDS

SPARTAN  
HISTORY

HONORS &  
AWARDS

BOWL  
HISTORY

CAMPUS  
LIFE

# 100-YARD RECEIVERS

2007  
OUTLOOK

2007  
SPARTANS

COACHING  
STAFF

2007  
OPPONENTS

2006  
RECAP

SPARTAN  
RECORDS

SPARTAN  
HISTORY

HONORS &  
AWARDS

BOWL  
HISTORY

CAMPUS  
LIFE

DATE	PLAYER	(REC.)	OPPONENT	YARDS
10/1/1988	Andre Rison	(4)	vs. Iowa	107
10/22/1988	Andre Rison	(4)	vs. Illinois	107
11/19/1988	Andre Rison	(4)	vs. Wisconsin	128
1/1/1989	Andre Rison	(9)	vs. Georgia	252
10/21/1989	Courtney Hawkins	(6)	vs. Illinois	101
10/28/1989	Courtney Hawkins	(7)	vs. Purdue	193
11/11/1989	Courtney Hawkins	(9)	vs. Minnesota	197
11/18/1989	Courtney Hawkins	(8)	vs. Northwestern	135
12/31/1990	Courtney Hawkins	(6)	vs. Southern Cal	106
9/28/1991	Courtney Hawkins	(8)	vs. Rutgers	143
10/10/1992	Mitch Lyons	(12)	vs. Michigan	119
9/11/1993	Mill Coleman	(8)	vs. Kansas	112
10/16/1993	Napoleon Outlaw	(5)	vs. Ohio State	117
12/28/1993	Mill Coleman	(6)	vs. Louisville	100
9/24/1994	Mill Coleman	(6)	vs. Miami (Ohio)	127
10/15/1994	Mill Coleman	(7)	vs. Ohio State	109
10/8/1994	Nigea Carter	(6)	vs. Michigan	145
9/23/1995	Derrick Mason	(7)	vs. Purdue	150
10/7/1995	Muhsin Muhammad	(6)	vs. Iowa	127
10/21/1995	Derrick Mason	(6)	vs. Minnesota	146
11/4/1995	Muhsin Muhammad	(8)	vs. Michigan	116
11/25/1995	Muhsin Muhammad	(6)	vs. Penn State	116
12/29/1995	Muhsin Muhammad	(9)	vs. LSU	171
9/21/1996	Derrick Mason	(8)	vs. Louisville	141
10/12/1996	Derrick Mason	(5)	vs. Illinois	101
10/19/1996	Derrick Mason	(6)	vs. Minnesota	106
10/26/1996	Derrick Mason	(6)	vs. Wisconsin	108
11/2/1996	Derrick Mason	(10)	vs. Michigan	151
11/9/1996	Nigea Carter	(5)	vs. Indiana	108
11/23/1996	Nigea Carter	(7)	vs. Penn State	142
10/4/1997	Gari Scott	(5)	vs. Minnesota	117
10/18/1997	Josh Keur	(11)	vs. Northwestern	100
12/25/1997	Gari Scott	(5)	vs. Washington	114
9/12/1998	Plaxico Burress	(3)	vs. Notre Dame	109
10/10/1998	Plaxico Burress	(7)	vs. Indiana	113
11/7/1998	Plaxico Burress	(4)	vs. Ohio State	125
11/14/1998	Plaxico Burress	(10)	vs. Purdue	150
11/21/1998	Gari Scott	(6)	vs. Illinois	133
11/28/1998	Gari Scott	(8)	vs. Penn State	157
9/2/1999	Gari Scott	(6)	vs. Oregon	107
9/18/1999	Gari Scott	(4)	vs. Notre Dame	110
10/9/1999	Plaxico Burress	(10)	vs. Michigan	255
11/13/1999	Plaxico Burress	(5)	vs. Northwestern	164
1/1/2000	Plaxico Burress	(13)	vs. Florida	185
9/22/2001	Charles Rogers	(4)	vs. Notre Dame	116
10/13/2001	Herb Haygood	(9)	vs. Iowa	119
10/20/2001	Herb Haygood	(8)	vs. Minnesota	117
10/27/2001	Charles Rogers	(5)	vs. Wisconsin	206
10/10/2001	Herb Haygood	(8)	vs. Indiana	132
11/17/2001	Charles Rogers	(7)	vs. Purdue	108
11/24/2001	Charles Rogers	(8)	vs. Penn State	191
12/1/2001	Charles Rogers	(7)	vs. Missouri	168
12/31/2001	Charles Rogers	(10)	vs. Fresno State	*270
8/31/2002	Charles Rogers	(4)	vs. Eastern Michigan	138
9/7/2002	Charles Rogers	(9)	vs. Rice	155
9/14/2002	Charles Rogers	(9)	vs. California	166
9/21/2002	Charles Rogers	(7)	vs. Notre Dame	175
11/9/2002	Charles Rogers	(5)	vs. Indiana	102
11/16/2002	Charles Rogers	(8)	vs. Purdue	161
9/6/2003	Agim Shabaj	(7)	vs. Rutgers	145
11/1/2003	Agim Shabaj	(4)	vs. Michigan	106
11/22/2003	Kyle Brown	(3)	vs. Penn State	126
9/11/2004	Kyle Brown	(6)	vs. Central Michigan	123
10/2/2004	Terry Love	(9)	vs. Iowa	103
12/4/2004	Jerramy Scott	(5)	vs. Hawaii	107

9/3/2005	Terry Love	(4)	vs. Kent State	100
9/17/2005	Matt Trannon	(5)	vs. Notre Dame	136
10/15/2005	Jerramy Scott	(7)	vs. Ohio State	129
9/9/2006	Matt Trannon	(14)	vs. Eastern Michigan	151
9/16/2006	Kerry Reed	(7)	vs. Pittsburgh	103
10/21/2006	Kerry Reed	(9)	vs. Northwestern	101
11/11/2006	Kerry Reed	(11)	vs. Minnesota	147
11/11/2006	Matt Trannon	(7)	vs. Minnesota	131

\*MSU Single-Game Record

MOST 100-YARD GAMES IN A SEASON				
2001	9	Charles Rogers (6)	Herb Haygood (3)	
1986	8	Mark Ingram (4)	Andre Rison (4)	
1996	7	Derrick Mason (5)	Nigea Carter (2)	
2002	6	Charles Rogers (6)		
1998	6	Plaxico Burress (4)	Gari Scott (2)	
1995	6	Muhsin Muhammad (4)	Derrick Mason (2)	
1977	6	Kirk Gibson (3)	Mark Brammer (2)	Edgar Wilson (1)
2006	5	Kerry Reed (3)	Matt Trannon (2)	
1999	5	Plaxico Burress (3)	Gari Scott (2)	



Plaxico Burress, who became the first player in school history to post back-to-back 1,000-yard receiving seasons, had a Spartan Stadium-record 255 receiving yards vs. Michigan in 1999.

MOST CAREER 100-YARD GAMES				
12	Charles Rogers	2001 (6)	2002 (6)	
11	Andre Rison	1986 (4)	1987 (3)	1988 (4)
9	Mark Ingram	1984 (2)	1985 (3)	1986 (4)
7	Plaxico Burress	1998 (4)	1999 (3)	
7	Derrick Mason	1995 (2)	1996 (5)	
7	Kirk Gibson	1976 (2)	1977 (3)	1978 (2)
6	Gari Scott	1997 (2)	1998 (2)	1999 (2)
6	Courtney Hawkins	1989 (4)	1990 (1)	1991 (1)
6	Gene Washington	1964 (2)	1965 (1)	1966 (3)



# YEAR-BY-YEAR STATISTICAL LEADERS

## RUSHING

YEAR	PLAYER	G	ATT.	YDS.	AVG.
1945	Jack Breslin	9	112	361	3.2
1946	George Guerre	10	46	337	7.3
1947	George Guerre	5	47	354	7.5
1948	George Guerre	10	118	734	6.2
1949	Lynn Chandnois	9	129	885	6.6
1950	Sonny Grandelius	9	163	1,023	6.2
1951	Don McAuliffe	9	124	566	4.5
1952	Billy Wells	9	118	585	4.9
1953	LeRoy Bolden	9	127	691	5.4
1954	Clarence Peaks	9	45	321	7.1
1955	Walt Kowalczyk	9	82	584	7.1
1956	Dennis Mendyk	9	85	495	5.8
1957	Walt Kowalczyk	9	101	545	5.4
1958	Dean Look	9	90	238	3.6
1959	Herb Adderley	9	93	419	4.5
1960	Ron Hatcher	9	59	361	6.1
1961	George Saimes	9	82	451	5.5
1962	George Saimes	9	122	642	5.2
1963	Roger Lopes	9	138	601	4.3
1964	Dick Gordon	9	123	741	6.0
1965	Clinton Jones	10	165	787	4.8
1966	Clinton Jones	10	159	784	4.9
1967	Dwight Lee	10	116	497	4.2
1968	Tommy Love	10	177	729	4.1
1969	Don Highsmith	10	209	937	4.4
1970	Eric Allen	10	186	811	4.3
1971	Eric Allen	11	259	1,494	5.7
1972	David E. Brown	11	123	575	4.6
1973	Clarence Bullock	9	113	496	4.4
1974	Levi Jackson	11	153	942	6.2
1975	Levi Jackson	11	230	1,063	4.6
1976	Richard Baes	11	187	931	4.9
1977	Leroy McGee	11	162	720	4.4
1978	Steve Smith	11	115	772	6.7
1979	Steve Smith	11	204	972	4.8
1980	Steve Smith	11	154	667	4.3
1981	Aaron Roberts	9	94	461	4.9
1982	Tony Ellis	11	179	671	3.7
1983	Carl Butler	11	126	549	4.4
1984	Lorenzo White	11	142	616	4.3
1985	Lorenzo White	12	419	2,066	4.9
1986	Lorenzo White	9	164	633	3.9
1987	Lorenzo White	12	357	1,572	4.4
1988	Blake Ezor	12	322	1,496	4.7
1989	Blake Ezor	10	267	1,299	4.9
1990	Tico Duckett	12	257	1,394	5.4
1991	Tico Duckett	11	272	1,204	4.4
1992	Tico Duckett	11	204	1,021	5.0
1993	Duane Goulbourne	12	196	973	5.0
1994	Duane Goulbourne	11	214	930	4.3
1995	Marc Renaud	11	216	1,057	4.9
1996	Sedrick Irvin	12	237	1,067	4.5
1997	Sedrick Irvin	12	246	1,270	5.2
1998	Sedrick Irvin	12	272	1,167	4.3
1999	Lloyd Clemons	12	191	959	5.0
2000	T.J. Duckett	11	240	1,353	5.6
2001	T.J. Duckett	12	263	1,420	5.4
2002	David Richard	12	133	654	4.9
2003	Jaren Hayes	12	145	609	4.2
2004	DeAndra Cobb	12	96	728	7.6
2005	Javon Ringer	11	122	817	6.7
2006	Javon Ringer	8	86	497	5.8

## PASSING

YEAR	PLAYER	G	PA	PC	PCT.	YDS.	TD
1945	Russ Reader	9	90	53	.589	613	3
1946	George Guerre	10	60	25	.417	396	2
1947	Gene Glick	9	26	8	.308	139	1
1948	Gene Glick	10	56	26	.464	692	11
1949	Gene Glick	9	71	38	.535	776	6
1950	Al Dorow	9	105	45	.429	654	5
1951	Al Dorow	9	114	64	.561	842	9
1952	Tom Yewcic	9	95	41	.432	941	10
1953	Tom Yewcic	9	80	34	.425	489	7
1954	Earl Morrall	9	99	39	.394	795	6
1955	Earl Morrall	9	68	42	.618	941	5
1956	Pat Wilson	9	39	20	.512	414	1
1957	Jim Ninowski	9	79	45	.570	718	6
1958	Mike Panitch	9	37	16	.432	250	2
1959	Dean Look	8	100	49	.490	785	9
1960	Tom Wilson	9	109	46	.422	761	8
1961	Pete Smith	9	94	42	.447	630	5
1962	Pete Smith	9	52	18	.346	241	3
1963	Steve Juday	7	68	30	.441	509	5
1964	Steve Juday	9	148	79	.534	894	9
1965	Steve Juday	10	168	89	.529	1,173	7
1966	Jimmy Raye	10	123	62	.504	1,110	10
1967	Jimmy Raye	10	107	42	.393	580	4
1968	Bill Triplett	10	90	47	.522	714	4
1969	Bill Triplett	10	117	37	.316	715	6
1970	Mike Rasmussen	10	199	91	.457	1,344	9
1971	Mike Rasmussen	11	88	32	.364	642	3
1972	George Mihau	6	55	25	.454	367	0
1973	Charlie Baggett	8	94	38	.464	516	0
1974	Charlie Baggett	11	105	48	.457	965	10
1975	Charlie Baggett	11	88	42	.477	854	4
1976	Ed Smith	10	257	132	.513	1,749	13
1977	Ed Smith	11	240	117	.487	1,731	10
1978	Ed Smith	10	292	169	.579	2,226	20
1979	Bryan Clark	9	131	64	.489	800	4
1980	John Leister	10	247	103	.417	1,569	10
1981	Bryan Clark	10	294	109	.536	1,521	14
1982	John Leister	10	251	119	.474	1,321	4
1983	Clark Brown	11	141	82	.582	837	4
1984	Dave Yarema	12	222	119	.536	1,477	11
1985	Dave Yarema	7	116	66	.569	840	10
1986	Dave Yarema	11	297	202	.673	2,581	16
1987	Bobby McAllister	12	139	71	.511	1,171	6
1988	Bobby McAllister	12	154	80	.519	1,406	9
1989	Dan Enos	12	240	153	.638	2,066	9
1990	Dan Enos	12	220	137	.623	1,677	4
1991	Jim Miller	11	210	130	.596	1,368	6
1992	Jim Miller	9	191	122	.639	1,400	2
1993	Jim Miller	12	336	215	.640	2,269	9
1994	Tony Banks	11	238	145	.609	2,040	11
1995	Tony Banks	9	258	156	.605	2,089	9
1996	Todd Schultz	9	209	130	.622	1,693	7
1997	Todd Schultz	12	299	177	.592	2,003	18
1998	Bill Burke	12	358	195	.545	2,595	19
1999	Bill Burke	12	312	173	.554	2,214	20
2000	Jeff Smoker	9	197	103	.523	1,365	6
2001	Jeff Smoker	11	262	166	.634	2,579	21
2002	Jeff Smoker	7	203	114	.562	1,593	13
2003	Jeff Smoker	13	488	302	.619	3,395	21
2004	Drew Stanton	10	220	141	.641	1,601	8
2005	Drew Stanton	11	354	236	.667	3,077	22
2006	Drew Stanton	11	269	164	.610	1,807	12

2007  
OUTLOOK

2007  
SPARTANS

COACHING  
STAFF

2007  
OPPONENTS

2006  
RECAP

SPARTAN  
RECORDS

SPARTAN  
HISTORY

HONORS &  
AWARDS

BOWL  
HISTORY

CAMPUS  
LIFE

# YEAR-BY-YEAR STATISTICAL LEADERS

## RECEIVING

YEAR	PLAYER	G	NO.	YDS.	AVG.	TD
1945	Steve Cantos	9	31	265	8.5	2
1946	Warren Huey	9	11	214	19.4	0
1947	Warren Huey	9	7	160	22.9	2
1948	Ed Sobczak	10	20	465	23.5	7
1949	Bob Carey	9	26	523	20.1	8
1950	Bob Carey	9	19	268	14.1	3
1951	Bob Carey	9	20	263	13.1	3
1952	Ellis Duckett	9	10	323	32.3	5
1953	Ellis Duckett	9	10	169	16.9	4
1954	John Lewis	9	10	338	33.8	0
1955	Dave Kaiser	9	12	343	28.6	2
1956	Tony Kolodziej	9	7	221	31.5	1
1957	Dave Kaiser	9	19	267	14.0	1
1958	Sam Williams	9	15	242	16.1	1
1959	Herb Adderley	9	13	265	20.3	2
1960	Herb Adderley	9	9	154	17.1	2
1961	Lonnie Sanders	9	15	247	16.4	2
1962	Lonnie Sanders	9	7	109	15.3	1
1963	Sherman Lewis	9	11	303	27.5	5
1964	Gene Washington	9	35	542	15.4	5
1965	Gene Washington	9	40	638	16.0	4
1966	Gene Washington	10	27	677	25.0	7
1967	Allen Brenner	10	26	462	17.7	4
1948	Frank Foreman	10	29	456	15.7	3
1969	Frank Foreman	10	22	537	24.4	3
1970	Gordon Bowdell	10	34	495	14.5	4
1971	Billy Joe DuPree	11	25	414	16.5	3
1972	Billy Joe DuPree	11	23	406	17.6	0
1973	Michael Hurd	10	11	163	14.8	0
1974	Michael Hurd	11	18	373	20.7	3
1975	Eugene Byrd	11	10	266	26.6	1
1976	Kirk Gibson	11	39	748	19.1	7
1977	Kirk Gibson	11	22	531	24.1	6
1978	Kirk Gibson	11	42	806	19.2	7
1979	Eugene Byrd	11	30	559	18.6	4
1980	Ted Jones	11	40	568	14.2	2
1981	Ted Jones	11	44	624	14.2	5
1982	Otis Grant	11	36	547	15.2	4
1983	Daryl Turner	10	26	549	19.6	5
1984	Mark Ingram	12	22	499	22.7	4
1985	Mark Ingram	12	34	745	21.9	5
1986	Andre Rison	11	54	966	17.9	5
1987	Andre Rison	12	34	785	23.1	5
1988	Andre Rison	12	39	961	24.6	8
1989	Courtney Hawkins	12	60	1,080	18.0	6
1990	James Bradley	12	32	517	16.2	0
1991	Courtney Hawkins	11	47	656	14.0	5
1992	Mill Coleman	11	37	586	15.8	2
1993	Mill Coleman	12	48	671	14.0	3
1994	Scott Greene	11	42	452	10.8	3
1995	Derrick Mason	12	53	787	14.8	4
1996	Derrick Mason	12	53	865	16.3	2
1997	Gari Scott	12	41	680	16.6	7
1998	Plaxico Burress	12	65	1,013	15.6	8
1999	Plaxico Burress	12	66	1,142	17.3	12
2000	Lavaile Richardson	11	40	459	11.5	1
2001	Charles Rogers	12	67	1,470	21.9	14
2002	Charles Rogers	12	68	1,351	19.9	13
2003	Agim Shabaj	13	57	692	12.1	5
2004	Jerramy Scott	12	39	444	11.4	3
2005	Jerramy Scott	11	49	722	14.7	4
2006	Kerry Reed	12	64	775	12.1	5

## SCORING

YEAR	PLAYER	G	TD	PAT	FG	PTS
1945	Russ Reader	8	5	5	0	35
1946	Lynn Chandnois	10	6	0	0	36
1947	Horace Smith	9	5	0	0	30
1948	Lynn Chandnois	10	12	0	0	72
1949	Lynn Chandnois	9	10	0	0	60
1950	Sonny Grandelius	9	12	0	0	72
1951	Don McAuliffe	9	9	0	0	54
1952	Evan Slonac	9	4	37	0	61
1953	LeRoy Bolden	9	8	0	0	48
1954	LeRoy Bolden	9	5	0	0	30
1955	Gerald Planutis	9	5	22	0	52
1956	Dennis Mendyk	9	7	0	0	42
1957	Walt Kowalczyk	9	9	0	0	54
1958	Dean Look	9	4	0	0	24
1959	Gary Ballman	9	5	0	0	30
1960	Art Brandstatter	9	2	16	3	37
1961	George Saimes	9	8	0	0	48
1962	Sherman Lewis	9	9	*2	0	58
1963	Sherman Lewis	9	8	0	0	48
1964	Clinton Jones	9	5	0	0	30
1964	Gene Washington	9	5	0	0	30
1965	Clinton Jones	10	12	*1	0	74
1966	Bob Apisa	10	9	0	0	54
1967	Dwight Lee	10	7	0	0	42
1968	Bill Feraco	10	7	0	0	42
1969	Don Highsmith	10	7	*1	0	44
1970	Eric Allen	10	10	0	0	60
1971	Eric Allen	11	18	*1	0	110
1972	Mark Niesen	11	4	0	0	24
1973	Dirk Kryt	11	0	11	9	38
1974	Charlie Baggett	11	11	0	0	66
1975	Hans Nielsen	11	0	22	10	52
1976	Hans Nielsen	11	0	27	11	60
1977	Hans Nielsen	11	0	27	17	78
1978	Morten Andersen	11	0	52	7	73
1979	Derek Hughes	11	11	0	0	66
1980	Morten Andersen	11	0	21	12	57
1981	Morten Andersen	11	0	28	15	73
1982	Ralf Mojsiejenko	11	0	16	14	58
1983	Ralf Mojsiejenko	11	0	13	11	46
1984	Ralf Mojsiejenko	12	0	15	10	45
1985	Lorenzo White	12	17	0	0	102
1986	Chris Caudell	11	0	31	10	61
1987	Lorenzo White	12	16	0	0	96
1988	John Langeloh	12	0	29	18	83
1989	Blake Ezor	10	19	0	0	114
1990	Hyland Hickson	12	15	0	0	90
1991	Jim DelVerne	11	0	16	12	52
1992	Craig Thomas	11	15	0	0	90
1993	Bill Stoyanovich	12	0	32	11	65
1994	Chris Gardner	11	0	30	14	72
1995	Scott Greene	11	18	*2	0	112
1996	Sedrick Irvin	12	18	0	0	108
1997	Sedrick Irvin	12	14	0	0	84
1998	Paul Edinger	12	0	28	22	94
1999	Paul Edinger	12	0	40	21	103
2000	David Schaefer	11	0	18	11	51
2001	Charles Rogers	12	16	0	0	96
2002	Charles Rogers	12	13	0	0	78
2003	Dave Rayner	13	0	39	22	105
2004	Dave Rayner	12	0	39	22	105
2005	Jehuu Caulcrick	11	7	0	0	42
2006	Brett Swenson	12	0	33	15	78

\*Two-Point Conversion(s)

2007  
OUTLOOK

2007  
SPARTANS

COACHING  
STAFF

2007  
OPPONENTS

2006  
RECAP

SPARTAN  
RECORDS

SPARTAN  
HISTORY

HONORS &  
AWARDS

BOWL  
HISTORY

CAMPUS  
LIFE



# YEAR-BY-YEAR STATISTICAL LEADERS

## TOTAL OFFENSE

YEAR	PLAYER	G	PLAYS	RUSH	PASS	TOTAL
1947	George Guerre	9	57	354	80	434
1948	George Guerre	10	135	734	52	786
1949	Lynn Chandnois	9	138	885	34	919
1950	Sonny Grandelius	9	170	1,023	45	1,068
1951	Al Dorow	9	165	55	842	897
1952	Tom Yewcic	9	125	66	941	1,007
1953	LeRoy Bolden	9	127	691	0	691
1954	Earl Morrall	9	131	26	795	821
1955	Earl Morrall	9	115	106	941	1,047
1956	Pat Wilson	9	79	125	414	539
1957	Jim Ninowski	9	113	-85	718	633
1958	Dean Look	9	107	328	122	450
1959	Dean Look	8	156	90	785	875
1960	Tom Wilson	9	168	175	761	936
1961	Pete Smith	9	117	-59	630	571
1962	George Saimes	9	122	642	0	642
1963	Roger Lopes	9	138	601	0	601
1964	Steve Juday	9	196	-58	894	836
1965	Steve Juday	10	231	133	1,173	1,306
1966	Jimmy Raye	10	245	436	1,110	1,546
1967	Jimmy Raye	10	199	247	580	827
1968	Bill Triplett	10	204	298	714	1,012
1969	Bill Triplett	10	220	290	715	1,005
1970	Mike Rasmussen	10	261	14	1,344	1,358
1971	Eric Allen	11	259	1,494	0	1,494
1972	Mark Niesen	11	164	467	280	747
1973	Charlie Baggett	8	192	313	516	829
1974	Charlie Baggett	11	242	748	965	1,713
1975	Charlie Baggett	11	259	645	854	1,499
1976	Ed Smith	10	277	-11	1,749	1,738
1977	Ed Smith	11	277	-160	1,731	1,571
1978	Ed Smith	10	321	21	2,226	2,247
1979	Steve Smith	11	204	972	0	972
1980	John Leister	10	301	99	1,559	1,658
1981	Bryan Clark	10	252	119	1,521	1,640
1982	John Leister	10	300	-10	1,321	1,311
1983	Clark Brown	11	181	-162	837	675
1984	Dave Yarema	12	301	-72	1,477	1,405
1985	Lorenzo White	12	419	2,066	0	2,066
1986	Dave Yarema	11	339	-222	2,581	2,359
1987	Lorenzo White	12	357	1,752	0	1,572
1988	Bobby McAllister	12	259	351	1,406	1,757
1989	Dan Enos	12	350	153	2,066	2,219
1990	Dan Enos	12	311	133	1,677	1,810
1991	Jim Miller	11	272	-71	1,368	1,297
1992	Jim Miller	9	224	-62	1,400	1,338
1993	Jim Miller	12	377	-160	2,269	2,109
1994	Tony Banks	11	325	60	2,040	2,100
1995	Tony Banks	9	310	-84	2,089	2,005
1996	Todd Schultz	9	229	-72	1,693	1,621
1997	Todd Schultz	12	329	-78	2,003	1,925
1998	Bill Burke	12	423	-253	2,595	2,342
1999	Bill Burke	12	361	-200	2,214	2,014
2000	Jeff Smoker	9	270	-5	1,365	1,360
2001	Jeff Smoker	11	343	-58	2,579	2,521
2002	Jeff Smoker	7	241	-39	1,593	1,554
2003	Jeff Smoker	13	551	-116	3,395	3,279
2004	Drew Stanton	10	316	687	1,601	2,288
2005	Drew Stanton	11	475	338	3,077	3,415
2006	Drew Stanton	11	379	445	1,807	2,252

## ALL-PURPOSE YARDS

YEAR	PLAYER	G	RUSH	REC.	INT.	PR	KOR	TOTAL
1947	George Guerre	9	354	0	0	99	83	536
1948	George Guerre	10	734	27	106	161	132	1,160
1949	Lynn Chandnois	9	885	127	183	144	43	1,382
1950	Sonny Grandelius	9	1,023	76	0	0	148	1,247
1951	Don McAuliffe	9	566	107	0	0	0	673
1952	Don McAuliffe	9	531	194	0	0	0	725
1953	LeRoy Bolden	9	691	39	0	38	128	896
1954	John Matsock	9	268	19	14	129	265	695
1955	Walt Kowalczyk	9	584	0	35	75	99	793
1956	Dennis Mendyk	9	495	53	66	132	86	832
1957	Blanche Martin	9	528	80	10	119	176	913
1958	Dean Look	9	328	63	0	179	131	701
1959	Herb Adderley	9	419	265	14	61	14	773
1960	Herb Adderley	9	261	154	25	7	118	565
1961	Sherman Lewis	9	399	90	0	117	23	629
1962	Sherman Lewis	9	590	79	0	84	202	955
1963	Sherman Lewis	9	577	303	29	154	155	1,218
1964	Dick Gordon	9	741	81	0	0	201	1,023
1965	Clinton Jones	10	787	308	0	0	65	1,160
1966	Clinton Jones	10	784	85	0	0	72	941
1967	LaMarr Thomas	10	311	113	0	45	392	861
1968	Tommy Love	10	729	17	0	0	200	946
1969	Don Highsmith	10	937	35	0	0	39	1,011
1970	Eric Allen	10	811	125	0	26	549	1,511
1971	Eric Allen	11	1,494	275	0	0	193	1,962
1972	David E. Brown	11	575	14	0	0	37	626
1973	Mike Holt	9	352	21	0	0	172	545
1974	Levi Jackson	11	942	51	0	0	0	993
1975	Levi Jackson	11	1,063	22	0	0	0	1,085
1976	Richard Baes	11	931	125	0	0	0	1,056
1977	Jim Earley	11	668	148	0	0	13	829
1978	Steve Smith	11	772	116	0	224	272	1,384
1979	Steve Smith	11	972	99	0	47	209	1,327
1980	Steve Smith	11	667	333	0	0	5	1,005
1981	Daryl Turner	11	0	653	0	0	0	653
1982	Otis Grant	11	39	547	0	0	307	893
1983	Carl Butler	11	549	109	0	0	0	658
1984	Lorenzo White	11	616	44	0	0	0	660
1985	Lorenzo White	12	2,066	28	0	0	0	2,094
1986	Mark Ingram	11	112	672	0	0	359	1,143
1987	Lorenzo White	12	1,572	115	0	0	0	1,687
1988	Blake Ezor	12	1,496	67	0	0	254	1,817
1989	Courtney Hawkins	12	55	1,080	0	91	454	1,680
1990	Tico Duckett	12	1,394	62	0	0	0	1,456
1991	Tico Duckett	11	1,204	136	0	0	0	1,340
1992	Tico Duckett	11	1,021	57	0	0	0	1,078
1993	Duane Goulbourne	12	973	127	0	0	0	1,100
1994	Derrick Mason	11	5	262	0	48	966	1,281
1995	Derrick Mason	12	0	787	0	260	947	1,994
1996	Derrick Mason	12	0	865	0	312	524	1,701
1997	Sedrick Irvin	12	1,270	346	0	313	0	1,929
1998	Gari Scott	12	0	843	0	440	354	1,637
1999	Plaxico Burress	12	0	1,142	0	0	0	1,142
2000	T.J. Duckett	11	1,353	39	0	0	0	1,392
2001	Charles Rogers	12	36	1,470	0	158	0	1,664
2002	Charles Rogers	12	74	1,351	0	19	0	1,444
2003	Jaren Hayes	12	609	414	0	0	41	1,064
2004	DeAndra Cobb	12	728	10	0	0	869	1,607
2005	Javon Ringer	11	817	138	0	0	0	955
2006	Kerry Reed	12	11	775	0	0	0	786

2007  
OUTLOOK

2007  
SPARTANS

COACHING  
STAFF

2007  
OPPONENTS

2006  
RECAP

SPARTAN  
RECORDS

SPARTAN  
HISTORY


HONORS &  
AWARDS

BOWL  
HISTORY

CAMPUS  
LIFE

## TACKLES

YEAR	PLAYER	UT	AT	TM
1966	Charlie Thornhill	35	67	102
1967	Rich Saul	33	59	92
1968	Rich Saul	35	49	84
1969	Don Law	53	67	120
1970	Mike Hogan	53	44	97
1971	Gail Clark	58	65	123
1972	Gail Clark	50	47	97
1973	Ray Nester	54	75	129
1974	Terry McClowry	67	62	129
1975	Tom Standal	38	64	102
1976	Dan Bass	55	56	111
1977	Dan Bass	65	69	134
1978	Dan Bass	79	57	136
1979	Dan Bass	70	90	160
1980	Thomas Morris	59	55	114
1981	Carl Banks	46	51	97
1982	James Neely	77	53	130
1983	Jim Morrissey	67	63	130
1984	Jim Morrissey	63	74	137
1985	Shane Bullough	73	83	156
1986	Shane Bullough	51	67	118
1987	Percy Snow	76	51	127
1988	Percy Snow	97	67	164
1989	Percy Snow	98	74	172
1990	Chuck Bullough	86	78	164
1991	Chuck Bullough	78	97	175
1992	Ty Hallock	87	57	144
1993	Rob Fredrickson	74	24	98
1994	Ike Reese	64	28	92
1995	Reggie Garnett	79	32	111
1996	Ike Reese	75	40	115
1997	Ike Reese	88	49	137
1998	Aric Morris	76	51	127
1999	Aric Morris	81	51	132
2000	Josh Thornhill	58	46	114
2001	Josh Thornhill	93	35	128
2002	Thomas Wright	86	40	126
2003	Jason Harmon	64	44	108
2004	Ronald Stanley	75	50	125
2005	Eric Smith	72	29	101
2006	Otis Wiley	58	36	94



Percy Snow was the model of consistency during his career, leading the Spartans in tackles for three straight seasons from 1987-89.

2003	Greg Taplin	10	60
2004	Kevin Vickerson	4.5	29
2005	Clifton Ryan	3	11
2006	Ervin Baldwin	4	32
	Clifton Ryan	4	31

## INTERCEPTIONS

YEAR	PLAYER	NO.	YDS.	TD
1947	Lynn Chandnois	6	88	—
1948	Lynn Chandnois	4	86	—
1949	Lynn Chandnois	7	183	—
1950	Jesse Thomas	8	88	—
1951	Jim Ellis	6	49	—
1952	John Wilson	3	24	—
1953	John Matsock	3	49	—
1954	Nine tied with	1	—	—
1955	Earl Morrall	2	109	—
	John Matsko	2	41	—
	Walt Kowalczyk	2	35	—
	William Kaae	2	4	—
1956	Dennis Mendyk	3	66	—
	John Matsko	3	15	—
1957	Dan Currie	3	14	—
1958	Bob Bercich	2	14	—
	Archie Matsos	2	3	—
1959	Gary Ballman	4	63	—
1960	Ike Grimsley	2	35	—
	Ed Ryan	2	28	—
	George Saines	2	21	—
1961	Wayne Fontes	2	40	—
	Carl Charon	2	26	—
1962	Herman Johnson	4	62	—
1963	Lou Bobich	4	48	—
1964	Herman Johnson	3	30	—
	Don Japinga	3	27	—

## SACKS

YEAR	PLAYER	NO.	YDS.
1984	Kelly Quinn	12	84
1985	John Jones	8	57
1986	Mark Nichols	6	34
1987	Travis Davis	12	105
1988	Travis Davis	5	47
1989	Travis Davis	5	48
1990	Bobby Wilson	5	31
1991	John MacNeill	5	35
1992	Bill Reese	3	26
	Aaron Jackson	3	20
	Mike Edwards	3	18
1993	Juan Hammonds	7	43
1994	Ike Reese	3	25
1995	Yakini Allen	6	49
1996	Courtney Ledyard	9	63
1997	Robaire Smith	12	58
1998	Julian Peterson	10	57
1999	Julian Peterson	15	104
2000	Drew Young	3	23
	Jabari Hendricks	3	17
2001	Mike Labinjo	5	34
2002	Clifford Dukes	4	22

2007  
OUTLOOK

2007  
SPARTANS

COACHING  
STAFF

2007  
OPPONENTS

2006  
RECAP

SPARTAN  
RECORDS

SPARTAN  
HISTORY

HONORS &  
AWARDS

BOWL  
HISTORY

CAMPUS  
LIFE



## INTERCEPTIONS CONTINUED

YEAR	PLAYER	NO.	YDS.	TD
1965	Don Japinga	4	44	-
1966	Drake Garrett	3	73	-
1967	Drake Garrett	3	32	0
1968	Frank Waters	5	56	0
1969	Clifton Hardy	4	-2	0
1970	Brad Van Pelt	6	100	0
1971	Brad Van Pelt	4	129	2
	Mark Niesen	4	36	0
1972	Paul Hayner	6	48	0
	Bill Simpson	6	36	1
1973	Bill Simpson	5	88	0
1974	Thomas Graves	4	24	0
1975	Kim Rowekamp	3	1	0
1976	Ken Jones	3	40	0
1977	Mark Anderson	6	58	0
1978	Mark Anderson	3	47	0
	Larry Savage	3	23	0
	Tom Graves	3	6	0
1979	Dan Bass	3	28	0
	Jim Burroughs	3	25	0
	Mark Anderson	3	23	0
1980	Mike Marshall	2	57	1
	Tim Cunningham	2	34	0
1981	James Burroughs	2	18	0
	George Cooper	2	16	0
1982	Darryl Dixon	4	27	0
	Jim Morrissey	4	20	0
1983	Phil Parker	7	203	1
1984	Phil Parker	4	37	0
1985	Todd Krumm	4	4	0
1986	Todd Krumm	5	65	1
1987	Todd Krumm	9	129	0
1988	Kurt Larson	8	78	1
1989	Percy Snow	4	42	0
	Mike Iaquaniello	4	29	0
1990	Mike Iaquaniello	4	25	0
1991	Chuck Bullough	5	16	0
1992	Ty Hallock	3	31	0
1993	Reggie Garnett	3	47	0
1994	Demetrice Martin	7	41	0
1995	Robert Shurelds	3	60	0
	Demetrice Martin	3	26	0
1996	Sorie Kanu	3	24	0
1997	Amp Campbell	5	47	1
1998	Renaldo Hill	5	23	0
1999	T.J. Turner	5	105	1
2000	Cedric Henry	5	118	0
2001	Broderick Nelson	5	40	0
2002	Thomas Wright	4	91	1
2003	Jason Harmon	3	74	0
	Mike Labinjo	3	19	0
2004	Jason Harmon	3	19	0
2005	SirDarean Adams	3	54	1
2006	Demond Williams	2	62	1
	SirDarean Adams	2	38	0

## PUNTING

YEAR	PLAYER	NO.	YDS.	AVG.
1945	Jack Breslin	43	1,634	38.0
1946	George Guerre	37	1,309	35.4
1947	George Guerre	26	948	36.4
1948	George Guerre	27	1,018	37.7
1949	Bob Ciolek	14	557	39.0
1950	Jesse Thomas	15	837	36.4
1951	Tom Yewcic	48	1,788	37.3
1952	Tom Yewcic	44	1,739	39.5
1953	Tom Yewcic	31	1,235	40.1
1954	Earl Morrall	28	1,002	35.8
1955	Earl Morrall	22	944	42.9
1956	Clarence Peaks	19	745	39.2
1957	Blanche Martin	16	583	36.4
1958	Dean Look	30	1,204	40.1
1959	Dean Look	29	1,106	38.1
1960	Bob Suci	35	1,286	36.7
1961	Bob Suci	27	933	34.6
1962	Lou Bobich	27	912	33.8
1963	Lou Bobich	43	1,725	40.1
1964	Lou Bobich	37	1,537	41.5
1965	Dick Kenney	35	1,239	35.4
1966	Dick Kenney	50	1,830	36.6
1967	Dick Berlinski	57	2,108	37.0
1968	Dick Berlinski	42	1,600	38.1
1969	Pat Miller	41	1,620	39.5
1970	Pat Miller	31	1,067	34.4
1971	Bill Simpson	56	2,210	39.5
1972	Bill Simpson	73	2,956	40.5
1973	Bill Simpson	67	2,633	39.3
1974	Tom Birney	34	1,267	37.3
1975	John Powers	40	1,387	34.7
1976	Tom Birney	44	1,677	38.1
1977	Ray Stachowicz	58	2,252	38.8
1978	Ray Stachowicz	39	1,681	43.1
1979	Ray Stachowicz	62	2,749	44.3
1980	Ray Stachowicz	71	3,278	46.2
1981	Ralf Mojsiejenko	52	2,145	41.3
1982	Ralf Mojsiejenko	77	3,436	44.6
1983	Ralf Mojsiejenko	74	3,245	43.9
1984	Ralf Mojsiejenko	76	3,394	44.7
1985	Greg Montgomery	75	3,304	44.1
1986	Greg Montgomery	39	1,865	47.8
1987	Greg Montgomery	70	3,149	45.0
1988	Josh Butland	61	2,552	41.8
1989	Josh Butland	36	1,552	43.1
1990	Josh Butland	50	1,933	38.7
1991	Josh Butland	73	2,932	40.2
1992	Chris Salani	58	1,916	33.0
1993	Chris Salani	54	1,909	35.4
1994	Chris Salani	55	2,132	38.8
1995	Chris Salani	57	2,109	37.0
1996	Paul Edinger	55	2,297	41.8
1997	Paul Edinger	54	2,118	39.2
1998	Craig Jarrett	64	2,803	43.8
1999	Craig Jarrett	62	2,699	43.5
2000	Craig Jarrett	62	2,528	40.8
2001	Craig Jarrett	51	2,225	43.6
2002	Jason Daily	66	2,668	40.4
2003	Brandon Fields	62	2,878	46.4
2004	Brandon Fields	50	2,394	47.9
2005	Brandon Fields	40	1,664	41.6
2006	Brandon Fields	57	2,469	43.3

2007  
OUTLOOK

2007  
SPARTANS

COACHING  
STAFF

2007  
OPPONENTS

2006  
RECAP

SPARTAN  
RECORDS

SPARTAN  
HISTORY

HONORS &  
AWARDS

BOWL  
HISTORY

CAMPUS  
LIFE

## PUNT RETURNS

YEAR	PLAYER	NO.	YDS.	AVG.	TD
1947	Horace Smith	3	125	41.7	—
	John Poloncak	17	125	7.4	—
1948	George Guerre	12	161	13.4	—
	Lynn Chandnois	5	142	28.4	—
1949	Lynn Chandnois	9	144	16.0	—
1950	Jesse Thomas	18	358	19.9	—
1951	Jim Ellis	24	305	12.7	—
1952	Jim Ellis	17	148	8.7	—
1953	Jim Ellis	14	166	11.9	—
1954	John Matsock	7	129	18.4	—
1955	Jim Wulff	5	91	18.2	—
1956	Dennis Mendyk	6	132	22.0	—
1957	Blanche Martin	9	119	13.2	—
	Dean Look	7	94	13.4	—
1958	Dean Look	5	179	35.8	—
1959	Dean Look	8	76	9.5	—
	Herb Adderley	4	61	15.3	—
1960	Carl Charon	5	50	10.0	—
1961	Sherman Lewis	9	117	13.0	—
1962	Ron Rubick	13	190	14.6	—
1963	Sherman Lewis	13	154	11.8	—
1964	Don Japinga	18	131	7.2	—
1965	Drake Garrett	18	210	11.7	—
1966	Allen Brenner	22	256	11.3	—
1967	Frank Waters	24	264	11.0	0
1968	Frank Waters	20	170	8.5	0
1969	Tom Kutschinski	6	81	13.5	1
1970	Doug Barr	6	39	6.5	0
1971	Brad Van Pelt	10	115	11.5	0
1972	Bill Simpson	21	286	13.6	2
1973	Bill Simpson	23	188	8.1	0
1974	Tom Hannon	24	199	8.3	0
1975	Tom Hannon	15	116	7.7	0
1976	Tyrone Willingham	24	149	6.2	0
1977	Marshall Lawson	18	152	8.4	0
1978	Steve Smith	22	224	10.2	0
1979	Derek Hughes	11	72	6.5	0
1980	Thomas Morris	26	185	7.1	0
1981	Thomas Morris	17	108	6.4	0
1982	Darryl Dixon	20	162	8.1	0
1983	Bobby Morse	22	124	5.6	0
1984	Bobby Morse	20	218	10.9	1
1985	Bobby Morse	19	129	6.8	0
1986	Todd Krumm	22	211	9.6	0
1987	Todd Krumm	36	322	9.0	0
1988	John Miller	15	179	11.9	0
1989	Courtney Hawkins	20	91	4.6	0
1990	Brian Winters	7	57	8.1	0
1991	Courtney Hawkins	11	53	4.8	0
1992	Mill Coleman	9	114	12.7	0
1993	Mill Coleman	17	151	8.9	0
1994	Mill Coleman	10	125	12.5	0
1995	Derrick Mason	24	260	10.8	1
1996	Derrick Mason	31	312	10.1	1
1997	Sedrick Irvin	23	313	13.6	1
1998	Gari Scott	32	440	13.8	0
1999	Gari Scott	37	488	13.2	1
2000	Shawn Foster	18	164	9.1	0
2001	Charles Rogers	18	158	8.8	1
2002	Ziehl Kavanaght	33	287	8.7	1
2003	Ziehl Kavanaght	26	206	7.9	0
2004	Kyle Brown	20	163	8.1	0
2005	Kyle Brown	8	88	11.0	0
2006	Terry Love	18	88	4.9	0

## KICKOFF RETURNS

YEAR	PLAYER	NO.	YDS.	AVG.	TD
1947	George Guerre	4	83	20.8	—
1948	Bud Crane	5	150	30.0	—
1949	Horace Smith	6	110	18.3	—
1950	Sonny Grandelius	9	148	16.4	—
1951	Jim Ellis	10	241	24.1	—
1952	Jim Ellis	13	253	19.5	—
1953	LeRoy Bolden	6	128	21.3	—
1954	John Matsock	11	265	24.0	—
	LeRoy Bolden	9	243	27.0	—
1955	Clarence Peaks	6	141	23.5	—
1956	Dennis Mendyk	4	86	21.5	—
1957	Blanche Martin	6	176	29.3	—
1958	Dean Look	5	131	26.2	—
1959	Blanche Martin	5	109	21.8	—
1960	Herb Adderley	5	118	23.6	—
1961	Gary Ballman	5	106	21.2	—
1962	Sherman Lewis	11	202	18.4	—
1963	Sherman Lewis	8	155	19.3	—
1964	Dick Gordon	9	201	22.3	—
1965	Drake Garrett	9	128	14.2	—
1966	Frank Waters	10	210	21.0	—
1967	LaMarr Thomas	17	392	23.1	0
1968	Don Highsmith	15	275	18.3	0
1969	Eric Allen	29	598	20.6	0
1970	Eric Allen	24	549	22.9	0
1971	Eric Allen	9	193	21.4	0
1972	Clayton Montgomery	11	250	22.7	0
1973	Mike Holt	6	172	28.6	1
1974	Michael Imhoff	16	312	19.6	0
1975	Tyrone Wilson	9	136	15.1	0
	Bill Broadway	8	133	16.6	0
1976	Tyrone Willingham	23	454	19.7	0
1977	Bruce Reeves	19	387	20.4	0
1978	Bruce Reeves	16	302	18.9	0
1979	Derek Hughes	16	497	31.1	2
1980	Otis Grant	11	238	21.6	0
1981	Derek Hughes	17	307	18.1	0
1982	Otis Grant	14	307	21.9	0
1983	Larry Jackson	23	500	21.7	0
1984	Larry Jackson	20	522	26.1	1
1985	Mark Ingram	10	226	22.6	0
1986	Mark Ingram	17	359	21.1	0
1987	Blake Ezor	15	286	19.1	0
1988	Courtney Hawkins	16	295	18.4	0
1989	Courtney Hawkins	18	454	25.2	0
1990	Courtney Hawkins	10	274	27.4	0
1991	Courtney Hawkins	21	548	26.1	0
1992	Steve Holman	14	281	20.1	0
1993	Steve Holman	15	344	22.9	0
1994	Derrick Mason	36	966	26.8	1
1995	Derrick Mason	35	947	27.1	2
1996	Derrick Mason	28	524	18.7	0
1997	Marc Renaud	27	552	20.4	0
1998	Gari Scott	18	354	19.7	0
1999	Herb Haygood	26	534	20.5	0
2000	Herb Haygood	15	346	23.1	0
2001	Herb Haygood	24	632	26.3	2
2002	Jaren Hayes	31	585	18.9	0
2003	DeAndra Cobb	28	763	27.2	3
2004	DeAndra Cobb	36	869	24.1	1
2005	Demond Williams	17	431	25.4	1
2006	Demond Williams	34	690	20.3	0

2007 OUTLOOK

2007 SPARTANS

COACHING STAFF

2007 OPPONENTS

2006 RECAP

SPARTAN RECORDS

SPARTAN HISTORY

HONORS &amp; AWARDS

BOWL HISTORY

CAMPUS LIFE