



Chicago State University

2021-22 Men's Basketball

Game
31

Chicago State (7-23, 3-14) at Seattle U (22-8, 13-4) // March 5, 2022, 3 p.m. //
Redhawk Center // Seattle, Washington // ESPN+

2021-22 Cougars Schedule (7-23 overall, 3-14 WAC)

Date	Opponent	Time
11/9	vs. St. Thomas	W, 77-72
11/12	at SIU-Edwardsville	W, 67-56
11/16	at Loyola Chicago	L, 56-92
11/20	at California Santa Barbara	L, 50-81
11/22	at University of the Pacific	L, 58-74
11/28	at Bowling Green State	L, 57-75
12/1	at Loyola Maryland	L, 64-78
12/4	vs. Tennessee State	W, 59-49
12/11	vs. Illinois State	L, 71-81
12/13	vs. Northern Illinois	L, 59-70
12/16	at IUPUI	W, 61-55
12/21	at 9 Iowa State	L, 48-79
12/22	at Drake	L, 50-87
12/30	at Grand Canyon*	L, 63-80
1/1	at New Mexico State*	L, 61-78
1/6	vs. Seattle*	L, 77-93
1/8	vs. California Baptist*	W, 58-56
1/13	at UTRGV*	L, 63-85
1/15	at Lamar*	W, 67-56
1/27	vs. Utah Valley*	L, 87-101
1/29	vs. Dixie State*	L, 65-79
2/2	at Abilene Christian*	L, 73-77
2/5	at Tarleton*	L, 54-57
2/10	vs. Stephen F. Austin*	L, 61-81
2/12	vs. Sam Houston*	L, 59-72
2/16	at Stephen F. Austin*	L, 71-88
2/19	vs. Tarleton*	L, 60-79
2/23	vs. Grand Canyon*	L, 64-85
2/26	vs. New Mexico State*	W, 61-59
3/2	at California Baptist*	L, 53-62
3/5	at Seattle University*	3p
3/8-12	at WAC Tournament	TBD

All times CENTRAL time

*Western Athletic Conference game

Dates and Times are subject to change

Media Information

Assoc. AD for Comms Jim Christman
Cell 847-560-1300
Email..... jchris24@csu.edu

Athletic Comms Coord..... Sam Brief
Cell 847-494-6726
Email..... sbrief@csu.edu

Emil & Patricia Jones Convocation Center

Capacity..... 7,000
Opened..... 2007

Probable Starters

	HT	WT	YR	POS	PPG	RPG	A	BLK	STL
3 Bryce Johnson	6-3	172	Fr.	G	7.6	3.0	13	4	4
11 Brandon Betson	6-1	180	Jr.	G	13.7	2.4	87	3	27
15 Coreyoun Rushin	6-6	200	Sr.	G	10.1	7.1	42	18	32
22 Teddy Bayi Ba Mandeng	6-9	200	Jr.	F	3.2	3.7	5	20	11
24 Jahsean Corbett	6-6	195	Fr.	G	11.9	6.6	16	10	16

Off the Bench

	HT	WT	YR	POS	PPG	RPG	A	BLK	STL
0 J.J. Harris	6-3	190	Fr.	G	3.8	1.5	19	0	13
1 Andrew Lewis	6-3	180	Sr.	G	2.7	1.5	3	0	2
5 Favour Chukwukelu	6-1	170	Jr.	G	3.9	1.4	19	1	17
10 Carlo Marble	6-5	200	Sr.	G	1.6	1.3	1	2	2
13 Pierce Blount	6-1	185	Fr.	G	0.0	0.4	0	0	0
14 Ali Dibba	6-4	185	Fr.	G	13.4	3.0	1	1	6
21 Kedrick Green, Jr.	6-2	180	Fr.	G	5.9	1.5	23	0	7
23 Jincho Rivera	6-5	195	Fr.	G	2.2	1.8	5	0	5
25 Noah Bigirumwami	6-10	225	Sr.	F	1.4	2.5	8	6	4

Cougars Close Out Regular Season on the Road

The Chicago State men's basketball team will wrap up the regular season on Saturday, March 5 at 3 p.m. at the Redhawk Center in Seattle, Washington. The Redhawks are vying for the conference title with a 13-4 record in league games and are 22-8 overall. The two teams played in Chicago on Jan. 6 and Seattle U won by 16, 93-77, and hold a 13-2 advantage in the all-time series. Chicago State swept the season series in 2014, winning 84-77 in Seattle on Feb. 27 the beating SU on March 8 by a count of 67-53. Seattle U has won 13 consecutive games in the series.

Chicago State is 3-14 in conference games this season and will if standing remain the same through Saturday's action, will be a 10 seed in the WAC Tournament. The three conference win are more wins than the Cougars posted in league play since 2014-15 when CSU finished 4-10. The year prior, 2013-14, the first year the Cougars competed in the Western Athletic Conference, Chicago State went 8-8 in league play and 13-19 overall.

Last time out...at California Baptist

Brandon Betson scored a game-high and season-high 24 points and set a season high with 10 field goals made. He has led the team in scoring 11 times this season, has eclipsed the 20-point mark five times and has scored in double figures 25 times this season. He has converted at least one three-point field goal in 27 of 30 games and has converted more than one in a game on 22 occasions. He leads the team in three-point field goals made (72) and attempted (196) and his three-point field goal percentage (.367) ranks second on the team (Favour Chukwukelu, .368). His 72 three-point field goals made currently rank seventh on Chicago State's single-season list and the 196 attempts rank sixth.

Jahsean Corbett was one of two players in double figures with 15 points and reached double digits 19 times and led the team in scoring on seven occasions.

Quick Facts

General Information

Location Chicago, Ill.
 Founded 1867
 Enrollment 4,767
 Nickname..... Cougars
 Colors Green and White
 Affiliation NCAA Division I
 Conference Western Athletic Conference
 President Z. Scott
 Director of Athletics..... Elliott Charles
 Faculty Athletic Rep..... Dr. June Price-Shingles

Team History

First Year of Basketball..... 1966-67
 First Year of Division I Basketball 1984-85
 All-Time Division I Record 280-810
 Postseason Appearances..... CIT (2013)

Basketball Information

Head Coach..... Gerald Gillion
 Alma Mater Florida State, '08
 Record at CSU 7-22, 1st season
 Career Record Same
 Associate Head Coach Baronton Terry
 Assistant Coach..... Tramaine Stevens
 Assistant Coach..... Jelani Hewitt
 Athletic Trainer..... Alex Reamy
 Sports Performance..... Ryan Henry

Team Information

2020-21 Record..... 0-9
 WAC Record..... 0-0
 Home 0-0
 Away 0-7
 Neutral..... 0-2
 Letterwinners Returning/Lost..... 4/10
 Starters Returning/Lost..... 3/3
 Newcomers..... 11

Notes

He has three double-doubles and registered the highest single-game point output this season for the Cougars with 26 points at New Mexico State. He has also led the team in rebounding on 12 occasions this season and has notched double digits boards four times. He has collected 68 offensive rebounds and is closing in on the top 10 for single-season offensive boards which currently sits at 72.

vs. New Mexico State

Teddy Bayi Ba Mendeng tied a career high with four blocks, the last of which came on New Mexico State's final possession when he blocked Sir' Jabari Rice's driving layup and grabbed the defensive rebound with 24 seconds remaining in the game, leading to Chicago State's game-winning score. That defensive rebound was one of his eight boards, three of which came with under two minutes to play, limiting the Aggies to single possessions in the waning moments of the game ... **Brandon Betson's** driving layup and score with two seconds remaining was his second last-second game winner of the season as he accomplished the same feat against California Baptist on Jan. 8. He scored a game-high 17 points and set season highs in field-goals attempted (18), three-point field goals attempted (12) and assists (8) ... **Jahsean Corbett** was one of three players in double figures with 16 points, none bigger than, when trailing by three with just over a minute to play, he hit a driving layup, was fouled and converted the free throw to tie the score at 59-59, in the 61-59 victory ... **J.J. Harris** scored 12 of Chicago State's first 16 points of the second half, turning back NMSU rallies converting a career-high four three pointers made during the 12-minute stretch. After the Aggies took their first lead of the game, Harris hit his first three to reclaim the lead, then, when NMSU went up 46-45, he answered with another triple as the shot clock expired to gain the lead again.

Last time vs. Seattle U

Teddy Bayi Ba Mendeng tied for the team lead with six rebounds and had a season-high eight points ... **Brandon Betson** was one of four double-digit scorers with 10 ... **Jahsean Corbett** was one of four double figure scorers with 13 ... **Ali Dibba** scored a team-high 24 ... **Bryce Johnson** returned to the court after missing the previous nine games due to injury. He played a season-high 29 minutes and had a season-high six rebounds to go with 10 points.

Previously...

Ali Dibba scored a team-high 24, leading the team in scoring against Seattle U. He established career highs in field goals made (8) and attempted (12), three-point field goals made (2) and attempted (5), assists (1) and blocks (2).

Jahsean Corbett missed the game at UTRGV and to that point had started every game as a freshman. He had his third double-double against the Cyclones, with 14 points and 11 rebounds, leading CSU in both categories (tying Coreyoun Rushin with 11 rebounds). He established new season highs in free throws made (8) and attempted (13) and tied season highs in assists (2) and steals (3).

Brandon Betson scored 15 of the Cougars 27 first-half points in the win at IUPUI, helping CSU through a cold-shooting start. Betson made 5-of-10 first half shots (50 percent) as the rest of the team connected on just 4-of-21 (19 percent). Betson attempted (and missed) just one second-half shot, a three pointer, and his 15 points ranked second on the team. He also pulled down a season-high six rebounds.

Favour Chukwukelu came off the bench and established several season highs at Loyola Maryland. He played a season-high 29 minutes (previous high was 14) and, after converting only one three-point field goal in the previous six games, was 4-of-8 from beyond the arc for a season-high 12 points. Chukwukelu also had a season high two rebounds, two assists and two steals.

Freshman **Bryce Johnson** who returned to action against Seattle U, had not played since Nov. 28 due to injury and had put together a pair of impressive scoring efforts earlier this season. After not scoring in the first game against St. Thomas extending into the first half against SIUE, Johnson scored 17 second-half points to key the win. In a span of one minute, he nailed a three-point field

Notes

goal (13:58), converted a traditional three-point play with a put back, foul and free throw and nailed another three pointer (12:57) to turn a one-point deficit into a seven-point Cougars lead. A little over a minute later, after SIUE cut the lead to five, he hit another three to account for 12 of CSU's 13 points in a two-minute span. Then, after being held scoreless in the first half at Pacific, he scored a game-high 24 second-half points on 8-of-13 shooting, including 5-of-9 three-point field goals.

Senior **Coreyoun Rushin** is the only Chicago native on the Cougars roster. Rushin, a 2017 Chicago Sun-Times All-State, Chicago Public League All-City and Red-West All-Conference performer, transferred to Chicago State from Idaho State. He played in just two games last season as a transfer for the Cougars, gaining immediate eligibility based on an NCAA Division I Council vote which granted a blanket waiver to allow all Division I transfers to play immediately in 2020-21. After just two games, CSU suspended the season.

Pierce Blount and **Jincho Rivera** each made their collegiate debut at Drake. Blount logged four minutes and grabbed two rebounds while Rivera played four minutes, attempting two three-point field goals and picking up one steal.

Players of the Week...

Chicago State freshman **Ali Dibba** was named TicketSmarter WAC Men's Basketball Freshman of the Week for December 27 through January 2, following games at Grand Canyon University and New Mexico State University. Dibba, who made his collegiate basketball debut at GCU, scored a team-high 21 points on 6-of-9 shooting (1-of-2 three-point field goals), 8-of-11 free throws, with seven rebounds and two steals. The 21 points in his Cougars debut were the most since Brandon Betson scored 22 in CSU's season-opening win vs. St. Thomas.

Brandon Betson was named the TicketSmarter Western Athletic Conference Men's Basketball Player of the Week for November 8-14. He earned the honor leading the Cougars in scoring in their two season-opening wins. He opened the season with 22 points and four assists in a 77-72 win over St. Thomas, then added 18 points and three assists in a 67-56 win over visiting SIUE. On the week, he averaged 20.0 points per game on 14-of-27 shooting (.519).

Betson was an all-conference performer at his two previous stops, earning first-team All-Central Conference at Daytona State as a sophomore where he had seven 20+-point scoring performances and was named first-team IEAC at San Bernardino College as a freshman where he averaged 19.5 points per game with 12 20+-point scoring performances with a season-high 45 points. He also averaged 45.2 percent from the field, including 41.5 percent from beyond the three-point arc.

Milestones...

Chicago State's season-opening win over St. Thomas was head coach **Gerald Gillion's** first as a collegiate head coach ... That win also snapped a 28-game Cougars losing streak, dating back to December 2019, an 89-81 win over SIUE in Edwardsville, Illinois ... The game against St. Thomas was the Cougars first action in nearly a year, last playing Dec. 20, 2020, in what turned out to be a nine-game, COVID-shortened 2020-21 season ... The Cougars win over SIUE (67-56) marked the Cougars first two-game win streak over Division I opponents since the 2014-15 season (Feb. 26 vs. GCU, W, 74-70; Feb. 28 vs. Utah Valley, 65-44) ... Chicago State won three straight home games for the first time since 2018-19 after winning the first three home games of the 2021-22 season ... The road win over IUPUI win was the Cougars first on the road this season and first road win since Dec. 4, 2019 at SIUE (89-81), a span of 24 games away from the Jones Convocation Center (includes two neutral site games) ... the Cougars earned their first Western Athletic Conference victory since March 2018 (vs. UMKC, W 96-82) when the Cougars beat California Baptist 58-56 at home on Jan. 8 ... Chicago State's 67-56 win at Lamar was the Cougars first conference road victory since Jan. 12, 2017 when CSU beat Utah Valley in Orem, 70-61 ... CSU's win over New Mexico State snapped a nine-game losing streak and was the first over the Aggies since 2015, a span of 17 games.

Standings/Rankings

2021-22 WAC Standings

	Conference	Overall
New Mexico State.....	13-4 .764	23-6 .793
Seattle U.....	13-4 .764	22-8 .733
Stephen F. Austin.....	13-4 .764	21-8 .724
Sam Houston.....	13-5 .722	18-13 .581
Grand Canyon.....	12-5 .706	21-7 .750
Abilene Christian.....	10-7 .588	19-9 .679
Utah Valley.....	10-7 .588	19-10 .655
Tarleton*.....	9-8 .529	14-16 .467
California Baptist.....	6-11 .353	16-14 .533
Dixie State*.....	6-11 .353	13-17 .433
UT Rio Grande Valley.....	3-14 .176	8-21 .275
Chicago State.....	3-14 .176	7-23 .233
Lamar.....	0-17 .000	2-28 .033

*Dixie State and Tarleton are not eligible for the WAC Tournament. The top 10 of the 11 eligible schools will be in the tournament.

AP Top 25

RK	TEAM	REC	PTS
1	Gonzaga (46)	24-3	1504
2	Arizona	25-3	1360
3	Baylor (4)	24-5	1342
4	Duke (11)	25-4	1306
5	Auburn	25-4	1268
6	Kansas	23-5	1224
7	Kentucky	23-6	1215
8	Purdue	24-5	1129
9	Providence	24-3	1021
10	Wisconsin	23-5	865
11	Villanova	21-7	861
12	Texas Tech	22-7	850
13	Tennessee	21-7	770
14	Houston	24-4	759
	Arkansas	23-6	759
16	USC	25-4	557
17	UCLA	21-6	498
18	UConn	21-7	480
19	Saint Mary's	24-6	449
20	Illinois	20-8	383
21	Texas	21-8	364
22	Murray State	28-2	333
23	Ohio State	18-8	191
24	Iowa	20-8	99
25	Alabama	19-10	90

Others receiving votes: Boise State 56, Davidson 20, Colorado State 19, South Dakota State 12, Notre Dame 9, LSU 7, Michigan State 6, San Diego State 5, Marquette 4, Iowa State 4, North Texas 3, Vermont 2, Northern Iowa 1

Did You Know ...

Chicago State University Athletic Achievements (2011-present)...**Women's Basketball...** CSU's women's basketball team earned its only postseason appearance in program history in 2011, winning the regular season and conference title, earning a spot in the 2011 Women's Basketball Invitational...**Men's Basketball...** CSU's men's basketball team won the 2013 Great West Conference Tournament title and an appearance in the Collegeinsider.com Postseason Tournament (CIT)...**Men's Outdoor Track & Field...** 2019 4x100-Meter Relay team (Matthew Brown, Olesson Cesalien, Ricordo McKenzie, Carlton Sims) were 2019 Honorable Mention All-Americans and WAC Champion. Their feat marked the first time the Chicago State's men's track & field program was represented at the national meet. Brown (100m) and McKenzie (200m) established new CSU outdoor records in their respective events while the duo teamed with Sims and Cesalien to establish new school records in both the 4x100m and 4x200m relays in 2019...2019 WAC 100-Meter Dash Champion Matthew Brown...**Men's Indoor Track & Field...** 2019 WAC 200-Meter Dash Champion Ricordo McKenzie, 2019 WAC 60-Meter Dash Champion Matthew Brown...**Women's Outdoor Track & Field...** 2018 WAC Champion 400-Meter Dash Jocindra Glee...**Women's Indoor Track & Field...** 2017 and 2018 WAC Champion 400-Meter Dash Jocindra Glee...**Women's Soccer...** Qualified for the WAC Tournament for the first time in school history in 2021...2018 Second Team all-conference MF Sara Quevedo...**Men's Tennis...** Pedro Alvarez, Jakub Zamorski and Javier Sanchez Pradillo were named to the 2020-21 All-WAC men's tennis teams. Alvarez was named First Team All-WAC Singles No. 5 and Second Team All-WAC Doubles along with teammate Sanchez Pradillo. Zamorski was named Second Team All-WAC Singles...**Women's Tennis...** Katarina Drazic and Kristina Pukhaeva were named to the 2020-21 All-WAC women's tennis, the duo was named First Team All-WAC Doubles No. 1 while Sofiya Sedovich and Susana Andres were named Women's All-WAC Honorable Mention...2019 Diana Borodina/Katarina Drazic named No. 2 First Team All-WAC Doubles and both named second team All-WAC Singles...Diana Borodina named WAC Freshman of the Year in 2019...**Volleyball...** Qualified for the WAC Tournament for the first time in school history in 2021 and also earned its first victory in the tournament. Qualified for the WAC Tournament and established a CSU Division I record 17 wins.

CSU Cougars Head Coach Gerald Gillion

Gerald Gillion was named head men's basketball coach at Chicago State University on July 19, 2021.

Gillion joins Chicago State after one season with the Samford Bulldogs where he was credited with recruiting Samford's most talented class in program history. Prior to joining the Bulldogs, Gillion was as an assistant coach at Tennessee Tech (2017-19) where he helped lead the Golden Eagles to a 19-12 record in his first season in Cookeville (2017-18). He also had a hand in raising the team's grade point average to an impressive 3.4 and in the team's 100 percent graduation rate during his two seasons.

"Coach Gillion is a tremendously talented recruiter and mentor to students," said Director of Intercollegiate Athletics at Chicago State University Elliott Charles. "Gerald has proven that academic, career and leadership development and social engagement of student-athletes are at the center of his competitive approach. His track record of focus on the holistic development of student-athletes has benefited the prospective student recruitment outcomes at all of his previous institutions.

Gillion spent the 2019-20 academic year strengthening his grassroots relationships as program director of Team Breakdown, a top-10 ranked AAU team in the nation. Team Breakdown won back-to-back AAU national championships and its roster is populated with McDonald's All-Americans, over one hundred former Breakdown players going on to play professionally while thousands went on to compete at the Division I level. Gillion has served as team trainer, coach and director of player development since 2008. Some of the players include Kenny Boynton, Brandon Knight, Tony Mitchell, Zabian Dowdell, Malik Fitts, Justin James, Dewan Hernandez, Anfernee Simons, Kai Jones, Matt Bewley and Ryan Bewley among others.

Gillion also spent time as a special assistant to the head coach at South Florida (2014-17) where he was responsible for organizing recruiting activities with coaches, summer camps, planning travel needs, organizing student-manager responsibilities and overseeing the team's academic progress.

He entered college coaching as director of basketball operations at Florida International (2013-14) where he supervised the team's film exchange, provided coaching staff tech support and was responsible for overseeing the player's academic progress.



Gillion began his coaching career as the head coach at Northeast High School (2008-13) where he transformed the boys program that only won 10 games in four years to a team that won over 20 games and a district championship in his first season as head coach. He also coached the girls program, leading a dramatic turnaround in that program as well.

Among the list of pro athletes Coach Gillion has developed over the years, the most recent standouts are the Bewley twins, Matt and Ryan Bewley. As the first U.S. born athletes to sign pro contracts before exhausting high school eligibility, the twins are making headlines for their ability and unconventional decision. Gillion is credited with teaching, training, and coaching them as freshmen when they attended Northeast High School.

Gillion earned his Bachelor's Degree in Social Science from Florida State University in 2008.



2021-22 Chicago State University Cougars



Coaching
Staff



Gillion Begins a New Era of Cougars Basketball

WAC Preseason Polls

WAC Coaches and Media Select NM State, Aggies' Rice as Preseason Favorites

NM State is the preseason favorite to win the Western Athletic Conference men's basketball title in 2021-22, while the coaches and media selected Seattle's Darrion Trammell and UVU's Fardaws Aimaq, respectively, as the WAC Preseason Player of the Year in a vote of the league's media and 13 head coaches, who could not vote for their own team or players.

2021-22 Preseason Men's Basketball Coaches' Poll

Rank	Teams (1st-Place Votes)	Points
1.	NM State (8)	138
2.	Grand Canyon (3)	131
3.	Stephen F. Austin (1)	106
4.	Utah Valley	103
5.	Abilene Christian (1)	92
6.	Seattle U	90
7.	Sam Houston	86
8.	California Baptist	84
9.	Tarleton	48
	UT Rio Grande Valley	48
11.	Lamar	41
12.	Dixie State	35
13.	Chicago State	12

Preseason Men's Basketball Coaches' All-WAC First Team

Fardaws Aimaq, R-So., C, Utah Valley
 Teddy Allen, R-Jr., G NM State
 Jovan Blacksher Jr., Jr., Grand Canyon
 Riley Grigsby, Jr., G/F, Seattle U
 Gavin Kensmil, Sr., F, Stephen F. Austin
 Jabari Rice, R-Jr., G, NM State
 Ty Rowell, R-Jr., G, California Baptist
 Darrion Trammell, So., G, Seattle U

Preseason Player of the Year: Darrion Trammell, Seattle U

2021-22 Preseason Men's Basketball Media Poll

Rank	Teams
1.	NM State
2.	Stephen F. Austin
3.	Grand Canyon
4.	Abilene Christian
5.	Utah Valley
6.	California Baptist
7.	Sam Houston
8.	Seattle U
9.	Tarleton
10.	Lamar
11.	UT Rio Grande Valley
12.	Dixie State
13.	Chicago State

Preseason Men's Basketball Media All-WAC First Team

Fardaws Aimaq, R-So., C, Utah Valley
 Jovan Blacksher Jr., Jr., G, Grand Canyon
 Montre' Gipson, Sr., G, Tarleton
 Gavin Kensmil, Sr. F, Stephen F. Austin
 Demarkus Lampley, Sr., G, Sam Houston
 Jabari Rice, R-Jr., G, NM State
 Ty Rowell, R-Jr., G, California Baptist
 Darrion Trammell, So., G, Seattle U

Preseason Player of the Year: Fardaws Aimaq, Utah Valley

2021-22 Cougars Season Preview

A new era in Chicago State men's basketball is set to get under way Tuesday, Nov. 9, at the Jones Convocation Center. First-year head coach Gerald Gillion will make his college-coaching debut for the Cougars, introducing 12 new Cougars players to a team which returns just three players from last year's COVID-shortened season (Andrew Lewis, Carlo Marble and Coreyoun Rushin). CSU will open the 2021-22 campaign with back-to-back home games against Division I opponents for the first time since 1989-90, welcoming St. Thomas on Nov. 9, followed by SIUE on Nov. 12.

"I'm excited for that first game for sure," Gillion said. "It'll be my first game as a head coach and a lot of the guys first game as a collegiate athlete and, for others, it's the first game that starts a new era, a championship era in Chicago State basketball. That first game is going to be extremely special for multiple reasons."

Gillion comes to Chicago State after one season with the Samford Bulldogs and three seasons at Tennessee Tech (2017-19) where he helped lead the Golden Eagles to a 19-12 record in his first season in Cookeville (2017-18). He also spent time as a special assistant to the head coach at South Florida (2014-17) and entered college coaching as director of basketball operations at Florida International (2013-14).

Like any first-year head coach, whether it's at a new institution or making a head coaching debut, the goal is to establish a culture.

"I want to set a foundation of excellence throughout the program, especially with our younger guys," Gillion said. "The goal is to have them do the things that are required both on and off the court, day in and day out. Basically, I tell those guys to win each day, doing the things you're asked to do and laying a foundation of excellence."

"On the court, win, lose or draw, we want to win the rebounding margin, we want to win the free-throw margin and we want to win the turnover margin. If we do those things we feel we're going to be in any game that we play and those things are indicative of how hard you're playing. If we can get to the free throw line, limit turnovers and rebound the basketball, we're going to be in a good position. Off the court, the requirements don't change. I'm expecting those guys to perform inside the classroom. 3.0 is the men's basketball standard and I'm expecting these guys to get out into the community, get people to the game and let people know what Chicago State basketball is all about."

The opening roster will consist of three returning starters, one additional returning letter winner and 12 newcomers to Division I basketball, which includes five transfers and seven freshmen.

Returning Starters

Andrew Lewis (G, 6-3, 180, Sr., Milwaukee, WI/St. Cloud State)
 Carlo Marble (G, 6-5, 200, Sr., Des Moines, IA/Kirkwood C.C.)
 Coreyoun Rushin (G, 6-5, 200, Sr., Chicago, IL/Idaho State)



Andrew Lewis



Carlo Marble



Coreyoun Rushin

Hello and Goodbye

Western Athletic Conference Commissioner Jeff Hurd announced on Jan. 14, 2021, membership invitations issued by the conference's Board of Directors to five universities have been accepted effective July 1, 2022.

Four of the institutions – Abilene Christian University, Lamar University, Sam Houston State University and Stephen F. Austin State University – are in Texas and were previously members of the Southland Conference. The fifth, Southern Utah University, is a member of the Big Sky Conference.

The additions will create a 13-team conference that will be divided into two divisions for team sports other than football, men's basketball and women's basketball. One division will consist of the Texas-based institutions including current WAC members Tarleton State University and The University of Texas Rio Grande Valley. The other division will include Southern Utah along with Dixie State University, New Mexico State University, Grand Canyon University, California Baptist University, Seattle University and Utah Valley University.

Men's and women's basketball will feature both divisional and crossover play with the number of conference games to be played still to be determined. The conference's tournament will remain in Las Vegas.

In conjunction with the WAC expansion announcement, Chicago State University announced it will leave the Western Athletic Conference in June 2022. CSU joined the WAC in 2013 as a part of a six-university expansion, which included the University of Missouri-Kansas City (UMKC). The WAC's original expansion plan was to develop a Midwest division with Chicago State and UMKC as the anchors. UMKC left the conference in July 2020. Over time, the WAC has added members located in south and western regions of the country.

Chicago State Director of Athletics Elliott Charles said, "Chicago State University is thankful for our partnership with the WAC and its member institutions. Our programs and department have grown and expanded during this time. Looking ahead, Chicago State Athletics will continue its student-first approach in our Division I program as we plan for our future."

"In terms of the players returning, all of them have different attributes that I really love," Gillion said.

"Andrew (Lewis) can really score the ball. He's been working on his jumper throughout the summer and early fall, getting inside the gym with the assistant coaches and he's really developed a nice, flat-footed shot and he's really active on the defensive end.

"Carlo (Marble), in his next life, he's going to be a coach. I see it in him. He has a great understanding of the game. He's knows what going on both on and off the court.

"Coreyoun (Rushin) is a ball of energy, especially on offense. He finds a way to create offense for himself. He doesn't demand the ball but he's going to fill up the stat column at the end of the game, rebounding, assists and points."

"All of them bring a tremendous value to the team in different areas."

Returning Letterwinner

Noah Bigirumwami, F, 6-10, 225, Sr., Santa Clarita, CA/ San Bernardino Valley)
Opted out in 2020-21 but returns for 2021-22.



Noah Bigirumwami

"Like all of our guys, we expect them all to be able to dribble, pass, shoot and post," Gillion said. "It just so happens that Noah (Bigirumwami) is doing that at 6-10. I have a lot of expectations for him but it starts on the defensive side of things. I'm fully expecting him to be able to rebound and block shots. For me, he's going to have to be able to challenge shots and I don't necessarily mean block every shot but expecting him to challenge shots and rebound the ball."

Transfers


Brandon Betson (G, 6-1, 180, Jr., Hercules, CA/Daytona State)
Favour Chukwukelu (G, 6-1, 170, Jr., Las Vegas, NV/Miles Community College)
Teddy Bayi Ba Mandeng (F, 6-9, 200, Jr., Paris, France/St. Petersburg College)



Brandon Betson



Favour Chukwukelu



Teddy Bayi Ba Mandeng

Rule Changes

Shot clock

To permit but not require tenths of a second to be displayed on the shot clock.

Rationale: To clarify an omission in the rules book on shot clocks that have the ability to be set to the tenth of a second.

This permissive rules change does not require institutions to have shot clocks that can be set to the tenth of a second.

Undershirts

To permit long-sleeved undershirts or compression shirts under the jersey. A long-sleeved undershirt/compression shirt may have one manufacturer's logo meeting the size restriction of Rule 1-25.2.

Rationale: The rules committee is seeing frequent waiver requests for long sleeved undershirts to be worn under the game uniform. This change aligns with the women's basketball rule on undershirts.

Replacement of a player

To establish the sounding of the horn 20 seconds before the expiration of time to replace a disqualified player or an injured player.

Rationale: The current playing rules permit 15-seconds to replace a disqualified player and 20-seconds to replace an injured player. This change will align both of those times and make it easier for officials and the official timer.

Out of bounds

To establish that when the ball goes out of bounds during jump balls where possession is not initially obtained that the shot clock will be set to 20 seconds when the throw in is in the front court and 30 seconds if it is in the back court.

Rationale: This corrects an omission in the rules book on jump ball plays.

Basket interference

To permit official's discretion in determining basket interference when a player touches the net.

Rationale: Incidental contact with the net which has no effect on the ball should not be deemed basket interference.

Double/simultaneous fouls

To establish when double fouls or simultaneous fouls occur, there shall be no free throws awarded when the penalty for each foul is equal.

Rationale: This reduces the number of game stoppages to shoot free throws and is equitable to both teams.

2021-22 Cougars Season Preview (cont.)

"Our junior college transfers, Brandon Betson, Favour Chukwukelu, Dominique Alexander and Teddy Bayi Ba Mandeng, all of those guys, they bring a lot of positive things to the table and Anthony Hamilton is an interesting case," Gillion said.

"Dominique (Alexander) is a ball of energy. He's really going to make an impact on the defensive side of the ball," Gillion said. "He's a solid floor general and he can knock down shots.

"Brandon Betson is probably one of the best, natural one-on-one creators that I've seen in awhile and I think, in the end, he'll be a key contributor for us.

"Favour (Chukwukelu) is one of those guys who will do whatever is asked. If you need him to guard the best player, he's going to be able to do that, he can really shoot the ball, shot close to 50 percent at the junior college level. One of his best attributes is that he really listens and he's really bought in to what I'm asking him to do. So, because of that, he's going to play.

"Big Teddy (Bayi Ba Mandeng), I'm expecting him to be able to rebound and block shots on the defensive end and like everybody, you have to be able to dribble, pass, shoot and post. The post has been solid, the passing and ball handling has been solid and I love the fact that he's working on his jumper every day."

Freshmen

Jahsean Corbett (G, 6-6, 195, Fr., Kissimmee, FL/West Oaks Academy)

Robert Pierce Blount (G, 6-1, 185, Fr., Lutz, FL/Tampa Preparatory School)

Kedrick Green (G, 6-2, 180, Fr., Atlanta, GA/Central Pointe Academy)

Bryce Johnson (G, 6-3, 172, Fr., Orlando, FL/Oldsmar Christian)

Jameon "J.J." Harris (G, 6-3, 190, Fr., Tallahassee, FL/West Oaks Academy)

Jincho Rivera (G, 6-5, 195, Fr., Carolina, Puerto Rico/St. Joseph HS)

Ali Dibba (G, 6-4, 185, Fr., Stockholm, Bredang, Sweden/Central Pointe Academy)



Jahsean Corbett



Pierce Blount



Kedrick Green



Bryce Johnson



J.J. Harris



Ali Dibba

Rule Changes

Starting lineup

To permit officials to penalize failure to supply the names of the five starting players before the ten-minute mark prior to the game until the end of the first half.

Rationale: Under the current rules, an official is only permitted to penalize teams for failure to supply the names of the five starting players prior to the start of the game, and the officials are not aware of the starting players until the game starts.

Live statistics

To permit the transmission of live statistical data to the bench area for coaching purposes and to allow conferences to experiment with preloaded and live video on the bench during conference games and tournaments.

Rationale: For the past two seasons, the rules committee permitted conferences to experiment with the transmission of live statistical data to the bench. This experimentation was met with approval from the coaches and other stakeholders. Allowing conferences to experiment with video next season will provide the rules committee with additional data and feedback with regard to expanding the use of technology on the bench.

Instant Replay

To permit officials to use Instant Replay to determine which team caused the ball to be out of bounds but only when a call has been made in the last two minutes of the game.

Rationale: This allows officials to review and determine who caused the ball to go out of bounds when an official has made a call. The previous rule would have required a deflection among two players in order to review.

Instant Replay

Following a monitor review for basket interference or goaltending, the game clock shall be reset to the time the violation actually occurred in cases when the official's call was correct. When the Instant Replay review indicates no violation has occurred, the game clock shall be reset to the time when the official thought the violation occurred.

Rationale: To be accurate and consistent when placing time back on the clock during late game situations. This monitor review is permissible only in the last two minutes of the game.

"The freshmen have been good. Really, really good," Gillion said. "We play against each other and they've been able to hold their own, if not dominate, so I'm expecting the freshmen to be key contributors from day one. I'm really high on my freshman class.

"Jahsean (Corbett) has been my biggest surprise since I got to Chicago State. His development has been remarkable. I'm excited to see him out on the court.

"Bryce (Johnson) has showed a lot of promise. He has been doing a tremendous job of living inside the gym, working on a lot of the things he's lacking. To this day he's gained about 11 pounds since the day he arrived so I'm expecting his work ethic to show on the court.

"J.J. Harris is a very talented freshman, he just has some things he has to learn, managing time, he has some injuries. There's a lot that is expected but the talent level is there.

"That's the same thing with Jincho (Rivera). He's extremely talented, 6-5, can dribble, pass, shoot and post, he understands the game of basketball, he just has to learn the off-the-court, life schedule balance.

"Kedrick Green is a natural floor leader, smallest guy on the court, probably has the biggest heart. He's going to get you in your sets, can knock down the open shots. He's won everywhere he's been and has an immediate impact on the game.

"Pierce (Blount) is another guy, extremely hard working, they spend a lot of time in the gym, they drag each other into the gym. Pierce is in the Honors College and he does an unbelievable job of setting a positive example for our team on what needs to be done on and off the court and how to balance being a student and being a basketball player."

Preseason Rankings

Chicago State was picked by both the Western Athletic Conference coaches and media to finish 13th in the 13-team league in preseason voting.

"It's definitely a sense of motivation," Gillion said. "I don't think anyone plans going into anything they do to finish last. It's great locker room talk and, it gives the guys something to look forward to, but, at the end of the day, it is preseason and the ball still has to bounce, people still have to come and see. I don't mind it, use it as chalk talk, locker-room talk but the ball still has to go up and we still have to play the game.

"I feel excited about the team though, really, really excited. We have some really good pieces. Guys are showing every day that they're ready to take this next step and put Chicago State as a place where we're a household name."





2021-22 Chicago State University Cougars Alphabetical Roster

22	Teddy Bayi Ba Mandeng	F	6-9	200	Jr.	Paris, France / St. Petersburg (Fla.) College
11	Brandon Betson	G	6-1	180	Jr.	Hercules, California / San Bernardino Valley College / Daytona State
25	Noah Bigirumwami	F	6-10	225	Sr.	Santa Clarita, Calif. / Village Christian / San Bernardino Valley College
13	Robert Pierce Blount	G	6-1	185	Fr.	Lutz, Florida / Tampa Preparatory School
5	Favour Chukwukelu	G	6-1	170	Jr.	Las Vegas, Nevada / Miles Community College (MT)
24	Jahsean Corbett	G	6-6	195	Fr.	Kissimmee, Florida / West Oaks Academy
14	Ali Abdou Dibba	G	6-4	185	Fr.	Stockholm, Bredang / Central Pointe Academy
21	Kedrick Green, Jr.	G	6-2	180	Fr.	Atlanta, Georgia / Central Pointe Academy
0	Jameon "J.J." Harris	G	6-3	190	Fr.	Tallahassee, FL / West Oaks Academy
3	Bryce Johnson	G	6-3	172	Fr.	Orlando, Florida / Oldsmar Christian
1	Andrew Lewis	G	6-3	180	Sr.	Milwaukee, Wis. / Milwaukee Vincent H.S. / St. Cloud St/Highland Community College
10	Carlo Marble	G	6-5	200	Sr.	Des Moines, Iowa / West Des Moines Valley Kirkwood C.C.
23	Jincho Rivera	G	6-5	195	Fr.	Carolina, Puerto Rico / St. Joseph High School
15	Coreyoun Rushin	G	6-5	200	Sr.	Chicago, IL / Westinghouse College Prep / College of Southern Idaho / Idaho State

PRO-NUN-CEE-A-SHUNS

Coaching Staff

Gerald Gillion: (like million, with a G)
 Baronton Terry: (baron-ton)
 Tramaine Stevens: (truh-maine)
 Jelani Hewitt: (juh-loni hue-it)

Players

Teddy Bayi Ba Mandeng: (bye-ee bah mon-dang)
 Noah Bigirumwami: (bee-gee-roo-wahm-ee)
 Robert Pierce Blount: Goes by Pierce (blunt)
 Favour Chukwukelu: (favor choo-koo-kell-oo)

Jahsean Corbett: (juh-shawn)
 Jameon "J.J." Harris: Goes by J.J.
 Jincho Rivera: (heen-cho)
 Coreyoun Rushin: (corey-on russian)

2021-22 Chicago State University Cougars Numerical Roster

0	Jameon "J.J." Harris	G	6-3	190	Fr.	Tallahassee, FL / West Oaks Academy
1	Andrew Lewis	G	6-3	180	Sr.	Milwaukee, Wis. / Milwaukee Vincent H.S./St. Cloud St./Highland Community College
3	Bryce Johnson	G	6-3	172	Fr.	Orlando, Florida / Oldsmar Christian
5	Favour Chukwukelu	G	6-1	170	Jr.	Las Vegas, Nevada / Miles Community College (MT)
10	Carlo Marble	G	6-5	200	Sr.	Des Moines, Iowa / West Des Moines Valley Kirkwood C.C.
11	Brandon Betson	G	6-1	180	Jr.	Hercules, California / San Bernardino Valley College / Daytona State
13	Robert Pierce Blount	G	6-1	185	Fr.	Lutz, Florida / Tampa Preparatory School
14	Ali Abdou Dibba	G	6-4	185	Fr.	Stockholm, Bredang / Central Pointe Academy
15	Coreyoun Rushin	G	6-5	200	Sr.	Chicago, IL / Westinghouse College Prep / College of Southern Idaho / Idaho State
21	Kedrick Green, Jr.	G	6-2	180	Fr.	Atlanta, Georgia / Central Pointe Academy
22	Teddy Bayi Ba Mandeng	F	6-9	200	Jr.	Paris, France / St. Petersburg (Fla.) College
23	Jincho Rivera	G	6-5	195	Fr.	Carolina, Puerto Rico / St. Joseph High School
24	Jahsean Corbett	G	6-6	195	Fr.	Kissimmee, Florida / West Oaks Academy
25	Noah Bigirumwami	F	6-10	225	Sr.	Santa Clarita, Calif. / Village Christian / San Bernardino Valley College

2020-21 Cougars Statistics

#	Player	GP-GS	MIN	AVG	FG		3PT		FT		Rebounds				PF	DQ	A	TO	BLK	STL	PTS	AVG
					FG-FGA	FG%	3FG-FGA	3FG%	FT-FTA	FT%	OFF	DEF	TOT	AVG								
15	Rushin, Coreyoun	2-2	75	37.5	10-17	.588	0-2	.000	5-6	.833	4	13	17	8.5	5	0	4	9	0	2	25	12.5
05	Johnson, Xavier	9-5	265	29.4	35-101	.347	18-57	.316	18-22	.818	2	18	20	2.2	23	0	19	26	1	6	106	11.8
02	Zeigler, Levelle	7-4	217	31.0	27-70	.386	7-26	.269	15-22	.682	1	12	13	1.9	8	0	17	13	0	4	76	10.9
23	Polynice, Jordan	6-4	150	25.0	19-42	.452	3-11	.273	3-4	.750	4	8	12	2.0	15	1	4	9	2	3	44	7.3
10	Marble, Carlo	9-4	217	24.1	21-60	.350	7-33	.212	5-10	.500	7	20	27	3.0	30	1	8	13	2	10	54	6.0
03	Lewis, Isaiah	7-5	169	24.1	14-47	.298	7-26	.269	6-6	1.000	0	11	11	1.6	16	0	15	6	0	2	41	5.9
01	Lewis, Andrew	2-2	27	13.5	3-13	.231	1-4	.250	3-4	.750	0	1	1	0.5	3	0	0	1	0	0	10	5.0
04	Davis, Ke'Sean	7-5	129	18.4	12-29	.414	0-3	.000	8-15	.533	6	27	33	4.7	24	3	5	25	3	3	32	4.6
00	Jones, Rajeir	9-7	197	21.9	13-45	.289	4-17	.235	10-18	.556	6	14	20	2.2	21	0	7	15	0	9	40	4.4
20	Demuth, Lou	5-0	73	14.6	9-23	.391	2-6	.333	2-2	1.000	2	14	16	3.2	10	0	2	5	1	1	22	4.4
13	Bonds, Aaris-Monte	6-5	129	21.5	7-22	.318	1-8	.125	5-8	.625	5	20	25	4.2	10	0	6	5	3	6	20	3.3
11	Whitehead, Kalil	9-2	152	16.9	10-28	.357	1-10	.100	8-9	.889	5	12	17	1.9	13	0	2	4	1	3	29	3.2
Total		9	1800	200.0	180-497	.362	51-203	.251	88-126	.698	54	180	234	26.0	178	5	89	139	13	49	499	55.44
Opponents			1800	200.0	295-558	.529	81-205	.395	127-183	.694	110	272	382	42.4	132	0	174	104	26	58	798	88.67

Team Statistics	CSU	OPP	Conf	Date	Opponent	W/L	Score	Att.	
SCORING	499	798		11/25/20	vs Ohio	L	61-84	132	
Points Per Game	55.4	88.7		11/26/20	at Illinois	L	38-97	143	
Scoring Margin	-33.3	-		11/27/20	vs N.C. A&T	L	44-74	155	
FIELD GOALS-ATT	180-497	295-558		12/03/20	at Eastern Ill.	L	56-78	0	
Field Goal Pct	.362	.529		12/05/20	at Northwestern	L	66-111	0	
3 POINT FG-ATT	51-203	81-205		12/09/20	at Loyola Chicago	L	51-88	0	
3PT FG Pct	.251	.395		12/15/20	at Illinois St.	L	62-91	0	
3PT Made Per Game	5.7	9.0		12/18/20	at Northern Ill.	L	54-64	0	
FREE THROWS-ATT	88-126	127-183		12/20/20	at Drake	L	67-111	331	
FT Pct	.698	.694							
FT Made Per Game	9.8	14.1							
REBOUNDS	234	382							
Rebounds Per Game	26.0	42.4							
Rebounds Margin	-16.4	-							
ASSISTS	89	174							
Assists Per Game	9.9	19.3							
TURNOVERS	140	104							
Turnovers Per Game	15.6	11.6							
Turnovers Margin	-4.0	-							
Assist/Turnover Ratio	0.6	1.7							
			STEALS		49	58			
			Steals Per Game		5.4	6.4			
			BLOCKS		13	26			
			Blocks Per Game		1.4	2.9			
			ATTENDANCE		0	474			
			Dates/Avg Per Date		0-0	7-68			
			Neutral Site #/Avg		-	2-144			
			Score by Periods				1st	2nd	Total
			Chicago St.				231	268	499
			Opponents				361	437	798

* = Conference game

2021-22 Cougars Overall Statistics

Overall Record: 7-23 Conf: 3-14 Home: 5-9 Away: 2-14 Neutral: 0-0

#	Player	GP-GS	MIN	AVG	FG		3PT		FT		Rebounds				PF	DQ	A	TO	BLK	STL	PTS	AVG
					FG-FGA	FG%	3FG-FGA	3FG%	FT-FTA	FT%	OFF	DEF	TOT	AVG								
11	Betson, Brandon	30-30	1029	34.3	145-379	.383	72-196	.367	50-59	.847	10	61	71	2.4	69	1	87	94	3	27	412	13.7
14	Dibba, Ali Abdou	5-2	130	26.0	21-41	.512	5-15	.333	20-24	.833	5	10	15	3.0	8	0	1	14	1	6	67	13.4
24	Corbett, Jahsean	28-28	886	31.6	119-295	.403	28-108	.259	66-101	.653	68	116	184	6.6	92	4	16	59	10	16	332	11.9
15	Rushin, Coreyoun	27-26	811	30.0	106-226	.469	4-20	.200	56-103	.544	70	121	191	7.1	84	1	42	71	18	32	272	10.1
02	Alexander, Dominique	21-10	567	27.0	49-139	.353	23-72	.319	42-49	.857	21	52	73	3.5	48	2	54	42	1	26	163	7.8
03	Johnson, Bryce	21-10	484	23.0	53-138	.384	29-91	.319	24-35	.686	22	40	62	3.0	33	0	13	20	4	4	159	7.6
21	Green, Kedrick	17-7	282	16.6	31-81	.383	18-51	.353	20-32	.625	5	20	25	1.5	39	0	23	36	0	7	100	5.9
05	Chukwukelu, Favour	28-10	471	16.8	36-89	.404	25-68	.368	13-20	.650	15	25	40	1.4	25	0	19	20	1	17	110	3.9
00	Harris, Jameon "J.J."	23-1	299	13.0	31-95	.326	19-65	.292	6-8	.750	6	29	35	1.5	31	0	19	22	0	13	87	3.8
22	Bayi Ba Mandeng, Teddy	26-17	502	19.3	33-80	.413	0-10	.000	17-38	.447	28	68	96	3.7	71	2	5	20	20	11	83	3.2
01	Lewis, Andrew	6-1	59	9.8	5-20	.250	1-8	.125	5-7	.714	3	6	9	1.5	5	0	3	5	0	2	16	2.7
23	Rivera, Jincho	12-0	95	7.9	10-27	.370	1-9	.111	5-5	1.000	9	12	21	1.8	13	0	5	7	0	5	26	2.2
10	Marble, Carlo	7-0	65	9.3	4-18	.222	2-12	.167	1-4	.250	6	3	9	1.3	5	0	1	3	2	2	11	1.6
25	Bigirumwami, Noah	25-8	334	13.4	15-47	.319	2-15	.133	4-14	.286	21	42	63	2.5	72	2	8	27	6	4	36	1.4
13	Blount, Robert Pierce	5-0	9	1.8	0-1	.000	0-0	.000	0-0	.000	1	1	2	0.4	0	0	0	0	0	0	0	0.0
Total		30	6023	200.8	658-1676	.393	229-740	.309	329-499	.659	351	670	1021	34.0	595	12	296	466	66	172	1874	62.47
Opponents			6023	200.8	767-1659	.462	240-612	.392	463-639	.725	310	754	1064	35.5	538	9	442	386	97	205	2237	74.57

Team Statistics	CSU	OPP	Conf	Date	Opponent	W/L	Score	Att.
SCORING	1874	2237		11/09/21	ST. THOMAS (MN)	W	77-72	300
Points Per Game	62.5	74.6		11/12/21	SIUE	W	67-56	0
Scoring Margin	-12.1	-		11/16/21	at Loyola Chicago	L	56-92	2,637
FIELD GOALS-ATT	658-1676	767-1659		11/20/21	at UC Santa Barbara	L	50-81	824
Field Goal Pct	.393	.462		11/22/21	at Pacific	L	58-74	173
3 POINT FG-ATT	229-740	240-612		11/28/21	at Bowling Green	L	57-75	1,314
3PT FG Pct	.309	.392		12/01/21	at Loyola Maryland	L	64-78	814
3PT Made Per Game	7.6	8.0		12/04/21	TENNESSEE ST.	W	59-49	597
FREE THROWS-ATT	329-499	463-639		12/11/21	ILLINOIS ST.	L	71-81	267
FT Pct	.659	.725		12/13/21	NORTHERN ILL.	L	59-70	262
FT Made Per Game	11.0	15.4		12/16/21	at IUPUI	W	61-55	725
REBOUNDS	1021	1064		12/21/21	at Iowa St.	L	48-79	11,894
Rebounds Per Game	34.0	35.5		12/22/21	at Drake	L	50-87	1,943
Rebounds Margin	-1.5	-	*	12/31/21	at Grand Canyon	L	63-80	6,817
ASSISTS	296	442	*	01/01/22	at New Mexico St.	L	61-78	0
Assists Per Game	9.9	14.7	*	01/06/22	SEATTLE U	L	77-93	187
TURNOVERS	466	386	*	01/08/22	CALIFORNIA BAPTIST	W	58-56	102
Turnovers Per Game	15.5	12.9	*	01/13/22	at UTRGV	L	63-85	537
Turnovers Margin	-2.6	-	*	01/15/22	at Lamar University	W	67-56	1,582
Assist/Turnover Ratio	0.6	1.1	*	01/27/22	UTAH VALLEY	L	87-101	250
STEALS	172	205	*	01/29/22	DIXIE ST.	L	65-79	119
Steals Per Game	5.7	6.8	*	02/02/22	at Abilene Christian	L	73-77	444
BLOCKS	66	97	*	02/05/22	at Tarleton St.	L	54-57	2,223
Blocks Per Game	2.2	3.2	*	02/10/22	SFA	L	61-81	142
ATTENDANCE	2,859	37,016	*	02/12/22	SAM HOUSTON	L	59-72	147
Dates/Avg Per Date	14-204	16-2,314	*	02/16/22	at SFA	L	71-88	1,524
Neutral Site #/Avg	-	0-0	*	02/19/22	TARLETON ST.	L	60-79	128
			*	02/23/22	GRAND CANYON	L (OT)	64-85	151
			*	02/26/22	NEW MEXICO ST.	W	61-59	207
			*	03/02/22	at California Baptist	L	53-62	3,565
Score by Periods	1st	2nd	OT	Total				
Chicago St.	835	1039	0	1874				
Opponents	1067	1170	0	2237				

* = Conference game

2021-22 Cougars Conference Games Only Statistics

Conf: 3-14 Home: 2-7 Away: 1-7 Neutral: 0-0

#	Player	GP-GS	MIN	AVG	FG		3PT		FT		Rebounds				PF	DQ	A	TO	BLK	STL	PTS	AVG
					FG-FGA	FG%	3FG-FGA	3FG%	FT-FTA	FT%	OFF	DEF	TOT	AVG								
11	Betson, Brandon	17-17	582	34.2	80-212	.377	41-110	.373	29-34	.853	1	38	39	2.3	42	0	51	44	0	13	230	13.5
14	Dibba, Ali Abdou	5-2	130	26.0	21-41	.512	5-15	.333	20-24	.833	5	10	15	3.0	8	0	1	14	1	6	67	13.4
24	Corbett, Jahsean	15-15	478	31.9	68-165	.412	11-58	.190	34-52	.654	31	54	85	5.7	54	2	5	31	4	6	181	12.1
15	Rushin, Coreyoun	14-14	423	30.2	60-117	.513	3-9	.333	37-69	.536	34	62	96	6.9	46	1	26	35	9	16	160	11.4
02	Alexander, Dominique	9-8	289	32.1	27-71	.380	11-38	.289	20-25	.800	9	33	42	4.7	22	0	32	24	0	14	85	9.4
03	Johnson, Bryce	15-4	352	23.5	36-96	.375	19-64	.297	15-24	.625	14	29	43	2.9	24	0	11	16	1	4	106	7.1
21	Green, Kedrick	9-2	144	16.0	18-39	.462	11-29	.379	15-21	.714	2	4	6	0.7	20	0	8	16	0	2	62	6.9
00	Harris, Jameon "J.J."	11-0	154	14.0	18-49	.367	11-34	.324	4-4	1.000	2	12	14	1.3	16	0	11	9	0	8	51	4.6
05	Chukwukelu, Favour	17-6	278	16.4	20-48	.417	16-41	.390	7-8	.875	7	12	19	1.1	11	0	9	12	0	9	63	3.7
22	Bayi Ba Mandeng, Teddy	13-9	269	20.7	17-40	.425	0-4	.000	10-19	.526	11	33	44	3.4	36	1	1	6	11	5	44	3.4
23	Rivera, Jincho	11-0	91	8.3	10-25	.400	1-7	.143	5-5	1.000	8	10	18	1.6	13	0	5	7	0	4	26	2.4
25	Bigirumwami, Noah	15-8	228	15.2	10-29	.345	1-9	.111	1-5	.200	14	30	44	2.9	41	2	4	11	5	4	22	1.5
13	Blount, Robert Pierce	4-0	5	1.3	0-1	.000	0-0	.000	0-0	.000	0	0	0	0.0	0	0	0	0	0	0	0	0.0
Total		17	3423	201.4	385-933	.413	130-418	.311	197-290	.679	177	365	542	31.9	333	6	164	237	31	91	1097	64.53
Opponents			3423	201.4	450-948	.475	128-328	.390	260-362	.718	187	421	608	35.8	303	3	255	207	46	113	1288	75.76

Team Statistics	CSU	OPP	Date	Opponent	W/L	Score	Att.
SCORING	1097	1288	12/31/21	at Grand Canyon	L	63-80	6817
Points Per Game	64.5	75.8	01/01/22	at New Mexico St.	L	61-78	0
Scoring Margin	-11.3	-	01/06/22	SEATTLE U	L	77-93	187
FIELD GOALS-ATT	385-933	450-948	01/08/22	CALIFORNIA BAPTIST	W	58-56	102
Field Goal Pct	.413	.475	01/13/22	at UTRGV	L	63-85	537
3 POINT FG-ATT	130-418	128-328	01/15/22	at Lamar University	W	67-56	1582
3PT FG Pct	.311	.390	01/27/22	UTAH VALLEY	L	87-101	250
3PT Made Per Game	7.6	7.5	01/29/22	DIXIE ST.	L	65-79	119
FREE THROWS-ATT	197-290	260-362	02/02/22	at Abilene Christian	L	73-77	444
FT Pct	.679	.718	02/05/22	at Tarleton St.	L	54-57	2223
FT Made Per Game	11.6	15.3	02/10/22	SFA	L	61-81	142
REBOUNDS	542	608	02/12/22	SAM HOUSTON	L	59-72	147
Rebounds Per Game	31.9	35.8	02/16/22	at SFA	L	71-88	1524
Rebounds Margin	-3.9	-	02/19/22	TARLETON ST.	L	60-79	128
ASSISTS	164	255	02/23/22	GRAND CANYON	L (OT)	64-85	151
Assists Per Game	9.6	15.0	02/26/22	NEW MEXICO ST.	W	61-59	207
TURNOVERS	237	207	03/02/22	at California Baptist	L	53-62	3565
Turnovers Per Game	13.9	12.2					
Turnovers Margin	-1.7	-					
Assist/Turnover Ratio	0.7	1.2					
STEALS	91	113					
Steals Per Game	5.4	6.6					
BLOCKS	31	46					
Blocks Per Game	1.8	2.7					
ATTENDANCE	1,433	16,692					
Dates-Avg Per Date	9-159	8-2,087					
Neutral Site #-Avg	-	0-0					

Score by Periods	1st	2nd	OT	Total
Chicago St.	516	581	0	1097
Opponents	653	635	0	1288

2021-22 Leaders

Date/Opponent	Result/Time	HI POINTS	HI REBOUNDS	HI ASSISTS
1/9 vs. St. Thomas	W, 77-72	Betson 22	Corbett 8	Betson 4
11/12 at SIU-Edwardsville	W, 67-56	Johnson 17	Rushin 8	Green 4
11/16 at Loyola Chicago	L, 56-92	Betson 21	Rushin 9	Betson 4
11/20 at California Santa Barbara	L, 50-81	Betson 11	Rushin 7	Betson 3
11/22 at University of the Pacific	L, 58-74	Johnson 24	Corbett 6	Betson 3
11/28 at Bowling Green State	L, 57-75	Betson 17	Corbett 13	Betson 4
12/1 at Loyola Maryland	L, 64-78	Corbett 15	Corbett 13	Betson 4
12/4 vs. Tennessee State	W, 59-49	Corbett 17	Corbett 8	Betson 3
12/11 vs. Illinois State	L, 71-81	Corbett 17	Rushin 9	Alexander 4
12/13 vs. Northern Illinois	L, 59-70	Betson 13	Chukwukelu 6	Betson 3
12/16 at IUPUI	W, 61-55	Alexander 17	Rushin 9	Betson 3
12/21 at 9 Iowa State	L, 48-79	Corbett 14	Corbett 11	Rushin 3
12/22 at Drake	L, 50-87	Rushin 13	Corbett 9	Rushin 2
12/30 at Grand Canyon*	L, 63-80	Dibba 21	Rushin 9	Rushin 1
1/1 at New Mexico State*	L, 61-78	Corbett 26	Rushin 7	Betson 3
1/6 vs. Seattle*	L, 77-93	Dibba 24	Dibba 7	Johnson 3
1/8 vs. California Baptist*	W, 58-56	Corbett 13	Corbett 9	Alexander 4
1/13 at UTRGV*	L, 63-85	Alexander 15	Alexander 7	Alexander 5
1/15 at Lamar*	W, 67-56	Betson 18	Bigirumwami 11	Betson 5
1/27 vs. Utah Valley*	L, 87-101	Alexander 23	Alexander 5	Alexander 5
1/29 vs. Dixie State*	L, 65-79	Rushin 17	Rushin 7	Johnson 3
2/2 at Abilene Christian*	L, 73-77	Betson 22	Rushin 10	Betson 4
2/5 at Tarleton*	L, 54-57	Betson 16	Rushin 15	Rushin 5
2/10 vs. Stephen F. Austin*	L, 61-81	Johnson 15	Alexander 7	Betson 5
2/12 vs. Sam Houston*	L, 59-72	Corbett 13	Corbett 9	Corbett 2
2/16 at Stephen F. Austin*	L, 71-88	Johnson 17	Johnson 8	Betson 5
2/19 vs. Tarleton*	L, 60-79	Betson 12	Corbett 12	Harris 4
2/23 vs. Grand Canyon*	L, 65-84	Harris 16	Rushin 5	Betson 3
2/26 vs. New Mexico State*	W, 61-59	Betson 17	Corbett 9	Betson 8
3/2 at California Baptist*	L, 53-62	Betson 24	Corbett 8	Corbett 5
3/5 at Seattle University*	3p			

Leaders

The following list is how many times each player has led the team this season:

Scoring		Rebounds		Assists	
Betson	11	Corbett	12	Betson	16
Corbett	7	Rushin	11	Alexander	4
Johnson	4	Alexander	3	Rushin	4
Alexander	3	Bigirumwami	1	Corbett	2
Dibba	2	Chukwukelu	1	Johnson	2
Rushin	2	Dibba	1	Green	1
Harris	1	Johnson	1	Harris	1

Opening Points

It's not important who scores a team's opening points, but becomes of note when a pattern emerges. In 14 home games this season, freshman Jahsean Corbett has made the Cougars opening point(s) of the game seven times, five of which have been three pointers. Overall, Corbett has recorded the team's opening points 12 times in 30 games. The complete list is below.

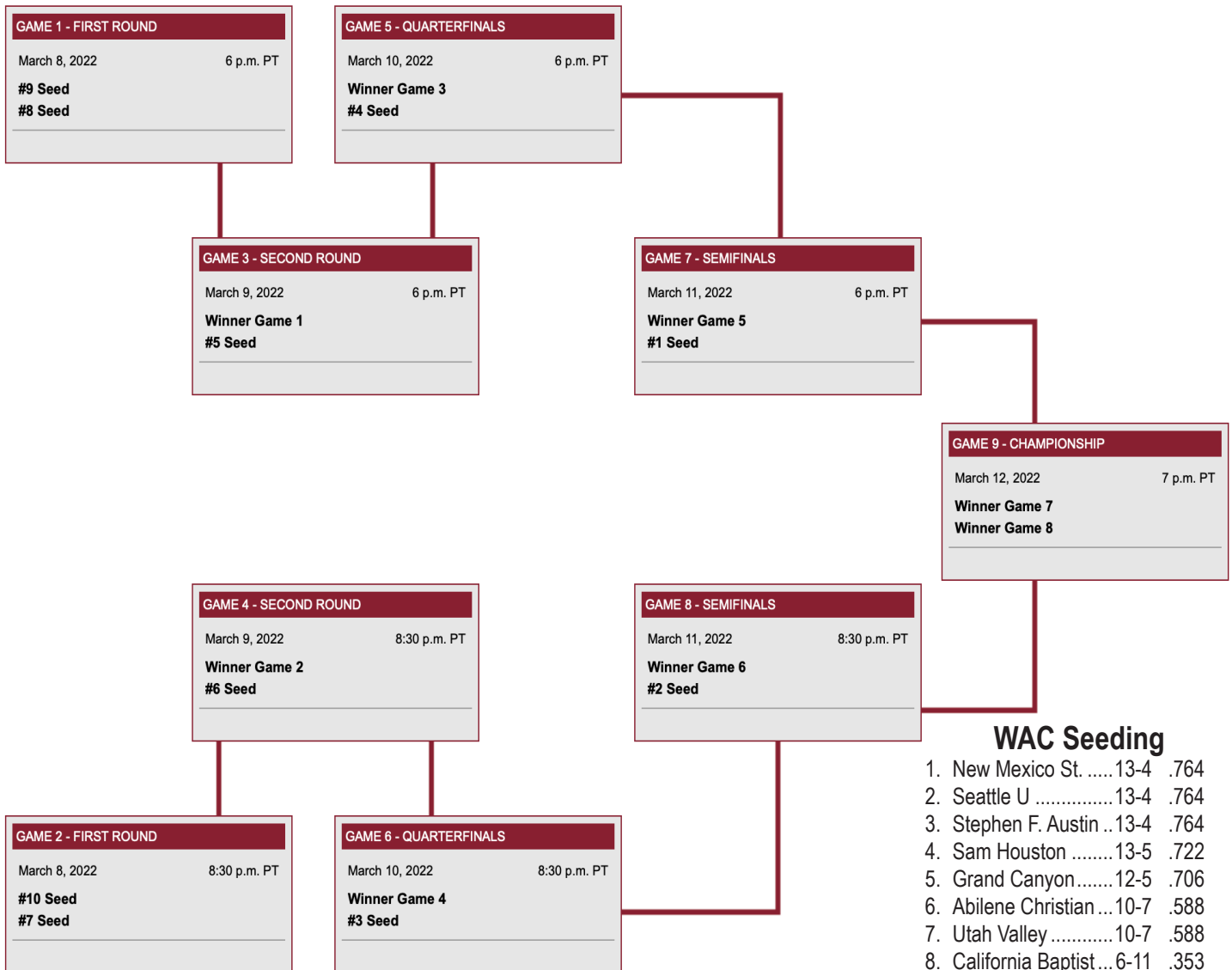
Opponent	Player	Points
St. Thomas	Corbett	3
SIUE	Green	3
Loyola Chicago	Lewis	2
UCSB	Green	3
Pacific	Betson	3
Bowling Green	Corbett	2
Loyola MD	Corbett	2
Tennessee St.	Corbett	3
Illinois St.	Rushin	2
No. Illinois	Corbett	3
IUPUI	Betson	3
Iowa State	Bayi Ba Mendeng	2
Drake	Corbett	3
GCU	Rushin	2
New Mexico St.	Corbett	2
Seattle	Corbett	3
Cal Baptist	Dibba	3
UTRGV	Betson	2
Lamar	Rushin	1
Utah Valley	Corbett	3
Dixie State	Corbett	2
Abilene Christian	Betson	3
Tarleton State	Betson	3
S.F. Austin	Rushin	1
Sam Houston	Corbett	1
S.F. Austin	Rushin	2
Tarleton State	Betson	3
GCU	Rushin	2
New Mexico St.	Betson	3
Cal Baptist	Corbett	2

Home games in bold



MEN'S TOURNAMENT BRACKET

March 8 | Michelob ULTRA Arena | Las Vegas
 March 9-12 | Orleans Arena | Las Vegas



WAC Seeding

1. New Mexico St.13-4 .764
2. Seattle U13-4 .764
3. Stephen F. Austin ..13-4 .764
4. Sam Houston13-5 .722
5. Grand Canyon12-5 .706
6. Abilene Christian ...10-7 .588
7. Utah Valley10-7 .588
8. California Baptist ...6-11 .353
9. UTRGV3-14 .176
- 10 Chicago State3-14 .176

22 Teddy Bayi Ba Mendeng · F · 6-9 · 200 · Jr.



- Pronounced (bye-ee bah mon-dang)
- Earned all-conference honors as a freshman at St. Petersburg (Fla.) College
- Averaged 7.0 points and 7.3 rebounds per game
- Recorded four double-doubles (points/rebounds) as a freshman
- Registered a career high 21 points (vs. Polk State, Jan. 29, 2020) and 15 rebounds (vs. State College of Florida, Feb. 12, 2020)
- During his two-year career in St. Petersburg, he averaged 6.8 points per game and 7.1 rebounds per game and recorded 14 double-digit rebound games 14 double-digit scoring games and six double-doubles

Career Highs

- PTS: 21**
vs. Polk State College (1/29/20)
- FG: 8**
vs. Polk State College (1/29/20)
- FG ATT: 21**
vs. State College of Fla. (1/8/20)
- 3-PT: 2**
vs. State College of Fla. (1/8/20)
- 3-PT ATT: 5**
vs. State College of Fla. (1/8/20)
- FT: 5**
at Pasco-Hernandez (11/26/19)
- FT ATT: 7 (3 times)**
last: at Tallahassee Comm. College (1/30/21)
- REB: 15**
vs. State College of Fla. (1/12/20)
- AST: 3 (3 times)**
last: at Eastern Florida State College (2/24/21)
- BLK: 4**
at IUPUI (12/16/21)
- STL: 3**
at State College of Fla. (1/26/21)
- MIN: 36**
vs. Polk State College (2/20/21)

Season Highs

- PTS: 8**
vs. Seattle U (1/6/22)
- FG: 3 (two times)**
Last: at Iowa State (12/21/21)
- FG ATT: 7**
at UCSB (11/20/21)
- 3-PT:**
- 3-PT ATT: 1 (9 times)**
Last: vs. GCU (2/23/22)
- FT: 2 (three times)**
Last: vs. No. Illinois (12/13/21)
- FT ATT: 8**
vs. Northern Illinois (12/13/21)
- REB: 9**
at Bowling Green (11/28/21)
- AST: 1 (four times)**
Last: vs. Tarleton (2/19/21)
- BLK: 4**
at IUPUI (12/16/21)
- STL: 2 (two times)**
Last: vs. GCU (2/23/22)
- MIN: 37**
vs. GCU (2/23/22)

GAME-BY-GAME STATISTICS

Date	Opponent	G-GS	MIN	FG-A	3P-A	FT-A	REB	PF	A	TO	BL	ST	PTS
11/9	vs. St. Thomas	1-0	10	0-1	0-1	0-2	3	2	0	1	0	0	0
11/12	SIU-Edwardsville	1-0	12	2-2	0-0	2-2	1	4	0	1	0	0	6
11/16	at Loyola Chicago	1-0	7	0-0	0-0	0-0	0	0	0	0	1	0	0
11/20	at UCSB	1-0	16	3-7	0-0	0-0	5	3	1	2	0	1	6
11/22	at Pacific	1-0	21	0-2	0-1	0-0	1	2	0	1	0	0	0
11/28	at Bowling Green	1-1	25	2-6	0-0	1-2	9	1	1	2	2	0	5
12/1	at Loyola Maryland	1-1	20	1-5	0-0	2-4	6	4	1	2	0	1	2
12/4	vs. Tennessee St.	1-1	17	2-5	0-1	0-0	5	3	0	0	0	0	4
12/11	vs. Illinois St.	1-1	18	2-4	0-1	1-2	6	3	0	0	0	1	5
12/13	vs. Northern Illinois	1-1	26	0-2	0-1	2-8	4	4	1	1	1	2	2
12/16	at IUPUI	1-1	20	0-0	0-0	0-1	8	4	0	2	4	0	0
12/21	at Iowa State	1-1	20	3-3	0-0	0-0	0	5	0	1	0	1	6
12/22	at Drake	1-1	21	1-3	0-1	1-2	4	0	0	1	1	0	3
12/30	at Grand Canyon	1-1	21	2-5	0-1	0-0	4	5	0	0	1	0	4
1/1	at New Mexico State	1-1	27	0-2	0-1	0-1	5	4	0	2	0	0	0
1/6	vs. Seattle	1-1	18	2-3	0-0	4-5	6	1	0	1	1	0	8
1/8	vs. California Baptist	1-1	16	2-4	0-0	1-2	1	3	0	0	0	0	5
1/13	at UTRGV	DNP											
1/15	at Lamar	DNP											
1/27	vs. Utah Valley	1-0	14	0-0	0-0	0-0	1	2	0	0	0	0	0
1/29	vs. Dixie State	DNP											
2/2	at Abilene Christian	DNP											
2/5	at Tarleton	1-0	9	1-2	0-1	2-2	4	1	0	0	0	0	4
2/10	vs. Stephen F. Austin	1-0	23	1-2	0-0	0-2	2	1	0	0	0	0	2
2/12	vs. Sam Houston	1-1	10	0-2	0-0	0-0	1	1	0	0	0	0	0
2/16	at Stephen F. Austin	1-0	17	2-2	0-0	2-3	3	4	0	0	0	0	6
2/19	vs. Tarleton	1-1	21	1-3	0-0	0-0	1	5	1	0	3	0	2
2/23	vs. Grand Canyon	1-1	37	1-3	0-1	1-2	4	4	0	1	0	2	3
2/26	vs. New Mexico St.	1-1	30	3-8	0-0	0-0	8	2	0	0	4	2	6
3/3	at California Baptist	1-1	26	2-4	0-0	0-2	4	3	0	1	0	1	4
3/5	at Seattle University												

TEDDY BAYI BA MENDENG'S CAREER STATISTICS


St. Petersburg

Year	G-GS	MIN-Avg	FGM-A%	3PM-A%	FTM-A%	OR-DR-TOT/AVG	PF-DQ	A	TO	BL	ST	PTS-Avg
2019-20	29-27	60-2.1	83-208/.399	4-25/.160	33-63/.524	84-128-212/7.3	81-2	19	56	16	22	203-7.0
2020-21	23-23	78-3.4	58-148/.392	6-28/.214	28-59/.475	43-116-159/6.9	62-1	19	38	18	23	150-6.5
Totals	52-50	138-2.7	141-356/.396	10-53/.189	61-122/.500	127-244-371/7.1	143-3	38	94	34	45	353-6.8

Chicago State University

Year	G-GS	MIN-Avg	FGM-A%	3PM-A%	FTM-A%	OR-DR-TOT/AVG	PF-DQ	A	TO	BL	ST	PTS-Avg
2021-22	26-17	50-19.3	33-81/.407	0-9/.000	17-38/.447	28-67-95/3.7	71-3	5	20	20	13	83-3.2

11 BRANDON BETSON · G · 6-1 · 180 · Jr.



- Two-time first team all-conference performer at his two previous stops
- Daytona State (Sophomore)**
 - Earned first-team All-Central Conference
 - Had seven 20+-point scoring performances with a season-high 30 points in an abbreviated season.
- San Bernardino College (Freshman)**
 - Averaged 19.5 points per game, with 12 20+-point scoring performances and a season-high 45 points
 - Averaged 45.2 percent from the field, including 41.5 from beyond the three-point arc
 - Was named first team IEAC

Career Highs

PTS: 45
vs. Desert
(2/1/20)

FG: 14
vs. Desert
(2/1/20)

FG ATT: 25
vs. Desert
(2/1/20)

3-PT: 8
vs. Desert
(2/1/20)

3-PT ATT: 16
vs. Polk State College
(3/15/21)

FT: 9
vs. Desert
(2/1/20)

FT ATT: 10
vs. Copper Mountain
(1/8/20)

REB: 8
vs. Desert
(2/1/20)

AST: 13
vs. Palo Verde
(1/10/20)

BLK: 1 (three times)
last: vs. Desert
(2/1/20)

STL: 4
vs. Copper Mountain
(11/17/19)

MIN: 40 (4 times)
last: vs. Chaffey
(1/29/20)

Season Highs

PTS: 24
at California Baptist
(3/2/22)

FG: 10
at California Baptist
(3/2/22)

FG ATT: 18
vs. New Mexico St.
(2/26/22)

3-PT: 6
at Abilene Christian
(2/2/22)

3-PT ATT: 12
vs. New Mexico St.
(2/26/22)

FT: 6
vs. Tarleton
(2/19/21)

FT ATT: 6 (three times)
Last: vs. GCU
(2/23/22)

REB: 6
at IUPUI
(12/16/21)

AST: 8
vs. New Mexico St.
(2/26/22)

BLK: 2
vs. Northern Illinois
(12/13/21)

STL: 3
vs. Northern Illinois
(12/13/21)

MIN: 40
vs. Tenn. State
(12/4/21)

GAME-BY-GAME STATISTICS

Date	Opponent	G-GS	MIN	FG-A	3P-A	FT-A	REB	PF	A	TO	BL	ST	PTS
11/9	vs. St. Thomas	1-1	35	8-14	4-6	2-2	2	0	4	1	0	1	22
11/12	SIU-Edwardsville	1-1	33	7-15	2-5	2-2	4	3	0	2	0	2	18
11/16	at Loyola Chicago	1-1	37	7-12	4-7	3-4	2	1	4	5	0	1	21
11/20	at UCSB	1-1	35	4-12	1-6	2-2	1	2	3	6	0	1	11
11/22	at Pacific	1-1	37	5-9	2-5	2-2	2	2	3	1	0	1	14
11/28	at Bowling Green	1-1	37	6-15	5-10	0-0	1	4	4	9	0	0	17
12/1	at Loyola Maryland	1-1	26	5-13	3-9	2-4	2	3	4	3	0	1	15
12/4	vs. Tennessee St.	1-1	40	4-17	2-9	2-2	5	1	3	4	0	2	12
12/11	vs. Illinois St.	1-1	33	5-17	0-5	0-0	3	3	3	3	0	2	10
12/13	vs. Northern Illinois	1-1	36	4-11	1-3	4-5	1	5	3	3	2	3	13
12/16	at IUPUI	1-1	37	5-11	4-8	1-1	6	1	3	5	0	0	15
12/21	at Iowa State	1-1	33	2-11	1-7	1-1	2	2	0	5	1	0	6
12/22	at Drake	1-1	31	3-10	2-6	0-0	1	0	2	3	0	0	8
12/30	at Grand Canyon	1-1	32	2-11	0-2	3-4	3	4	1	0	0	0	7
1/1	at New Mexico State	1-1	36	9-17	4-10	1-1	2	1	3	2	0	0	23
1/6	vs. Seattle	1-1	30	3-7	2-4	2-2	0	4	0	4	0	0	10
1/8	vs. California Baptist	1-1	28	4-14	2-7	0-0	2	2	3	0	0	0	10
1/13	at UTRGV	1-1	35	2-11	0-4	0-0	2	1	5	3	0	1	4
1/15	at Lamar	1-1	38	7-12	2-3	2-2	3	3	5	3	0	1	18
1/27	vs. Utah Valley	1-1	33	6-13	3-5	0-1	1	3	2	3	0	1	15
1/29	vs. Dixie State	1-1	29	1-8	1-5	0-0	2	2	2	0	0	0	3
2/2	at Abilene Christian	1-1	36	7-13	6-8	2-2	1	2	4	4	0	0	22
2/5	at Tarleton	1-1	33	4-14	3-8	5-6	3	1	1	3	0	1	16
2/10	vs. Stephen F. Austin	1-1	34	4-11	4-8	1-2	1	3	5	2	0	1	13
2/12	vs. Sam Houston	1-1	30	5-10	2-7	0-0	4	2	1	2	0	0	12
2/16	at Stephen F. Austin	1-1	38	5-17	2-11	0-0	2	4	5	3	0	3	12
2/19	vs. Tarleton	1-1	35	2-6	2-5	6-6	2	4	2	2	0	1	12
2/23	vs. Grand Canyon	1-1	38	3-13	1-5	5-6	2	1	3	6	0	2	12
2/26	vs. New Mexico St.	1-1	38	6-18	5-12	0-0	5	3	8	3	0	0	17
3/3	at California Baptist	1-1	39	10-17	2-6	2-2	4	2	1	4	0	1	24
3/5	at Seattle University												

BRANDON BETSON'S CAREER STATISTICS

San Bernardino College

Year	G-GS	MIN-Avg	FGM-A%	3PM-A%	FTM-A%	OR-DR-TOT/AVG	PF-DQ	A	TO	BL	ST	PTS-Avg
2019-20	28-28	850-30.4	189-418/.452	88-212/.415	79-93/.849	8-62-70/2.5	51-2	119	72	3	27	545-19.5


Daytona State

Year	G-GS	MIN-Avg	FGM-A%	3PM-A%	FTM-A%	OR-DR-TOT/AVG	PF-DQ	A	TO	BL	ST	PTS-Avg
2020-21	19-19	52-2.7	114-278/.410	62-166/.373	38-45/.844	9-50-59/3.1	39-2	63	51	0	21	328-17.3

Chicago State University

Year	G-GS	MIN-Avg	FGM-A%	3PM-A%	FTM-A%	OR-DR-TOT/AVG	PF-DQ	A	TO	BL	ST	PTS-Avg
2021-22	30-30	1028-34.4	145-379/.383	72-196/.367	50-59/.847	10-60-70/2.3	69-1	87	93	3	26	412-13.7

25 NOAH BIGIRUMWAMI · F · 6-10 · 225 · Sr.



- Pronounced bee-gee-roo-wahm-ee
- Sat out 2020-21 season due to COVID
- Played in 26 games with zero starts as junior, logging 327 minutes (12.6 minutes per game), averaging 1.8 points for game and 1.7 rebounds per game
- Contributed 11 assists, five blocked shots and four steals
- Scored a career-high 10 points and pulled down a career-high six rebounds at California Baptist (1/22/20)
- Played in 26 games with zero starts as a sophomore, averaging 1.4 points and 0.9 rebounds per game, adding seven assists and six steals
- Played freshman season at San Bernardino Valley College where he appeared in 28 games, averaging 2.2 points and 2.1 rebounds per game

Career Highs

PTS: 10
at California Baptist
(1/22/20)

FG: 3 (three times)
last: at UCSB
(11/20/201)

FG ATT: 8
at Lamar
(1/15/22)

3-PT: 1 (four times)
last: vs. Cal. Baptist
(1/8/22)

3-PT ATT: 2 (5 times)
Last: at Lamar
(1/15/22)

FT: 4 (5 times)
last: at CSU Bakersfield
(1/19/20)

FT ATT: 4 (2 times)
last: at CSU Bakersfield
(1/19/20)

REB: 11
at Lamar
(1/15/22)

AST: 2 (4 times)
last: vs. St. Thomas
(11/9/21)

BLK: 2 (two times)
Last: at Tarleton State
(2/5/22)

STL: 2
at Florida State
11/25/19

MIN: 30
at Lamar
(1/15/22)

Season Highs

PTS: 6
at UCSB
(11/20/21)

FG: 3
at UCSB
(11/20/21)

FG ATT: 8
at Lamar
(1/15/22)

3-PT: 1 (two times)
Last: vs. Cal. Baptist
(1/8/22)

3-PT ATT: 2 (three x's)
Last: vs. Tarleton
(2/19/21)

FT: 1 (two times)
Last: vs. Illinois State
(12/11/21)

FT ATT: 4
at UTRGV
(1/13/22)

REB: 11
at Lamar
(1/15/22)

AST: 2
vs. St. Thomas
(11/9/21)

BLK: 2
at Tarleton State
(2/5/22)

STL: 1 (three times)
Last: at Cal Baptist
(3/2/22)

MIN: 30
at Lamar
(1/15/22)

GAME-BY-GAME STATISTICS

Date	Opponent	G-GS	MIN	FG-A	3P-A	FT-A	REB	PF	A	TO	BL	ST	PTS
11/9	vs. St. Thomas	1-0	10	1-3	0-1	0-0	3	3	2	2	0	0	2
11/12	SIU-Edwardsville	1-0	8	1-1	0-0	0-2	4	3	0	2	0	0	2
11/16	at Loyola Chicago	1-0	8	0-0	0-0	1-2	2	4	0	3	0	0	1
11/20	at UCSB	1-0	16	3-7	0-0	0-0	5	3	1	2	0	1	6
11/22	at Pacific	1-0	11	0-0	0-0	0-0	1	3	0	1	0	0	0
11/28	at Bowling Green	DNP											
12/1	at Loyola Maryland	1-0	8	1-2	0-1	0-0	1	3	0	0	0	0	2
12/4	vs. Tennessee St.	1-0	13	0-2	0-1	0-0	2	3	1	0	1	0	0
12/11	vs. Illinois St.	1-0	13	1-1	1-1	1-3	1	4	0	2	0	0	4
12/13	vs. Northern Illinois	1-0	11	0-3	0-0	0-0	1	4	0	2	0	0	0
12/16	at IUPUI	1-0	9	1-4	0-1	0-0	2	2	0	2	0	0	2
12/21	at Iowa State	DNP											
12/22	at Drake	DNP											
12/30	at Grand Canyon	DNP											
1/1	at New Mexico State	DNP											
1/6	vs. Seattle	1-0	2	0-3	0-2	0-0	1	1	0	0	0	0	0
1/8	vs. California Baptist	1-0	20	1-2	1-2	0-0	5	3	0	0	0	0	3
1/13	at UTRGV	1-1	16	2-3	0-0	1-4	4	4	0	0	0	0	5
1/15	at Lamar	1-1	30	2-8	0-2	0-0	11	4	0	5	0	0	4
1/27	vs. Utah Valley	1-0	11	2-3	0-1	0-0	1	1	0	0	0	0	4
1/29	vs. Dixie State	1-1	17	0-1	0-0	0-0	1	3	1	0	0	1	0
2/2	at Abilene Christian	1-0	14	1-1	0-0	0-0	3	2	0	1	1	0	2
2/5	at Tarleton	1-1	13	0-1	0-0	0-0	1	3	0	0	2	0	0
2/10	vs. Stephen F. Austin	1-1	8	0-0	0-0	0-0	1	5	0	0	0	0	0
2/12	vs. Sam Houston	1-0	14	1-1	0-0	0-0	3	1	1	1	0	0	2
2/16	at Stephen F. Austin	1-1	8	0-0	0-0	0-0	1	2	0	0	0	1	0
2/19	vs. Tarleton	1-0	6	0-2	0-2	0-0	1	0	0	1	1	1	0
2/23	vs. Grand Canyon	1-0	20	1-1	0-0	0-0	3	5	1	0	0	0	2
2/26	vs. New Mexico St.	1-1	27	0-0	0-0	0-0	2	3	1	1	1	0	0
3/3	at California Baptist	1-1	22	0-3	0-0	0-1	6	4	0	2	0	1	0
3/5	at Seattle University												


NOAH BIGIRUMWAMI'S CAREER STATISTICS

San Bernardino Valley College

Year	G-GS	MIN-Avg	FGM-A%	3PM-A%	FTM-A%	OR-DR-TOT/AVG	PF-DQ	A	TO	BL	ST	PTS-Avg
2017-18	28-0	259-9.3	19-36/.528	0-0/0.00	23-38/.605	25-33-58/2.1	41-1	4	14	7	2	61-2.2

Chicago State University

Year	G-GS	MIN-Avg	FGM-A%	3PM-A%	FTM-A%	OR-DR-TOT/AVG	PF-DQ	A	TO	BL	ST	PTS-Avg
2018-19	26-0	210-8.1	8-28/.286	1-7/.143	20-27/.741	5-18-23/0.9	48-1	7	17	2	6	37-1.4
2019-20	26-0	327-12.6	15-37/.405	2-11/.182	16-20/.800	16-28-44/1.7	63-2	11	25	5	4	48-1.8
2020-21	Sat out the season due to COVID											
2021-22	25-8	333-13.3	15-47/.319	2-15/.133	4-14/.286	22-41-63/2.5	72-2	8	27	6	4	36-1.4
Totals	77-8	870-11.3	38-112/.339	5-33/.152	40-61/.656	43-87-130/1.7	183-5	26	69	13	14	121-1.6



13 ROBERT PIERCE BLOUNT · G · 6-1 · 185 · Fr.

° Pronounced blunt

- Attended Tampa Preparatory School
- Lettered in baseball and basketball
- Member of the Terrapin Varsity Athletic Society (2017-18)
- Averaged 11.0 points per game, 5.2 rebound per game and 4.7 assists per game
- Named Prop Hoops Top Hustlers: Top 250 Expo
- Named as a Top Hustler in Prep Hoops 2019 Top 250 Expo
- Played AAU ball for Team Sprights and Florida Bayhawks
- Alumni from his school include Juwan Durham, Casey Sanders, Josh Heath and Tyson Ward

Personal

- Given name is Robert Pierce Blount IV
- Born in Tampa, Florida
- Nickname is Drizzy
- Parents are Robert and Kimberly Blount
- Lists being part of a team which won to give coach Joe Fenlon his 800th career victory
- His favorite professional athlete is Donovan Mitchell
- His favorite team is the Tampa Bay Buccaneers
- His favorite food is French fries

GAME-BY-GAME STATISTICS


Date	Opponent	G-GS	MIN	FG-A	3P-A	FT-A	REB	PF	A	TO	BL	ST	PTS
11/9	vs. St. Thomas	DNP											
11/12	SIU-Edwardsville	DNP											
11/16	at Loyola Chicago	DNP											
11/20	at UCSB	DNP											
11/22	at Pacific	DNP											
11/28	at Bowling Green	DNP											
12/1	at Loyola Maryland	DNP											
12/4	vs. Tennessee St.	DNP											
12/11	vs. Illinois St.	DNP											
12/13	vs. Northern Illinois	DNP											
12/16	at IUPUI	DNP											
12/21	at Iowa State	DNP											
12/22	at Drake	1-0	4	0-0	0-0	0-0	2	0	0	0	0	0	0
12/30	at Grand Canyon	1-0	3	0-0	0-0	0-0	0	0	0	0	0	0	0
1/1	at New Mexico State	DNP											
1/6	vs. Seattle	DNP											
1/8	vs. California Baptist	DNP											
1/13	at UTRGV	1-0	0+	0-0	0-0	0-0	0	0	0	0	0	0	0
1/15	at Lamar	DNP											
1/27	vs. Utah Valley	DNP											
1/29	vs. Dixie State	DNP											
2/2	at Abilene Christian	DNP											
2/5	at Tarleton	DNP											
2/10	vs. Stephen F. Austin	DNP											
2/12	vs. Sam Houston	1-0	1	0-0	0-0	0-0	0	0	0	0	0	0	0
2/16	at Stephen F. Austin	DNP											
2/19	vs. Tarleton	1-0	1	0-1	0-0	0-0	0	0	0	0	0	0	0
2/23	vs. Grand Canyon	DNP											
2/26	vs. New Mexico St.	DNP											
3/3	at California Baptist	DNP											
3/5	at Seattle University	DNP											

Season/Career Highs	
PTS:	AST:
FG:	BLK:
FG ATT: 1 vs. Tarleton (2/19/21)	STL:
3-PT:	MIN: 4 at Drake (12/22/21)
3-PT ATT:	
FT:	
FT ATT:	
REB: 2 at Drake (12/22/21)	

ROBERT PIERCE BLOUNT'S CAREER STATISTICS

Chicago State University													
Year	G-GS	MIN-Avg	FGM-A%	3PM-A%	FTM-A%	OR-DR-TOT/AVG	PF-DQ	A	TO	BL	ST	PTS-Avg	
2021-22	5-0	10/2.0	0-1/0.00	0-0/0.00	0-0/0.00	1-1-2/0.4	0-0	0	0	0	0	0-0.0	

5 FAVOUR CHUKWUKELU · G · 6-1 · 170 · Jr.



- Pronounced favor choo-koo-kell-oo
- Played two seasons at Miles (MT) Community College
- Selected All-Region XIII following his sophomore season
- Missed the first six games of the season as a sophomore for the Pioneers but returned to average 17.8 points per game
- Ranked second in the conference in three-point percentage (46.7%), first in free-throw percentage (92.0) and sixth in three-point field goals made (49)

Career Highs

PTS: 29
vs. United Tribes Tech
(2/3/20)

FG: 11
vs. United Tribes Tech
(2/3/20)

FG ATT: 16
vs. Lake Region State
(2/22/21)

3-PT: 6 (two times)
last: vs. United Tribes
(3/12/21)

3-PT ATT: 11 (two times)
last: vs. Lake Region
(2/22/21)

FT: 9
last: vs. Williston State
(3/3/21)

FT ATT: 9 (two times)
last: vs. Williston State
(3/3/21)

REB: 15
vs. United Tribes
(3/12/21)

AST: 7
at Bismarck State
(1/30/20)

BLK: 1 (seven times)
last: vs. United Tribes
(3/12/21)

STL: 5
at Bismarck State
(1/30/20)

MIN: 45
vs. Williston State
(3/30/21)

Season Highs

PTS: 14
at Lamar
(1/15/22)

FG: 4 (four times)
Last: at Lamar
(1/15/22)

FG ATT: 11
at UTRGV
(1/13/22)

3-PT: 4 (two times)
Last: at Lamar
(1/15/22)

3-PT ATT: 8 (twice)
Last: at UTRGV
(1/13/22)

FT: 3
vs. Illinois State
(12/11/21)

FT ATT: 4
vs. Illinois State
(12/11/21)

REB: 6
vs. Northern Illinois
(12/13/21)

AST: 2 (six times)
Last: vs. GCU
(2/23/22)

BLK: 1
at Loyola Chicago
(11/16/21)

STL: 4
vs. Illinois State
(12/11/21)

MIN: 36 (two times)
Last: vs. No. Illinois
(12/13/21)

GAME-BY-GAME STATISTICS

Date	Opponent	G-GS	MIN	FG-A	3P-A	FT-A	REB	PF	A	TO	BL	ST	PTS
11/9	vs. St. Thomas	1-0	14	2-3	0-1	0-0	1	3	0	0	0	0	4
11/12	SIU-Edwardsville	1-0	5	0-1	0-1	0-0	0	0	0	1	0	0	0
11/16	at Loyola Chicago	1-0	5	0-1	0-1	0-0	0	1	0	0	1	0	0
11/20	at UCSB	1-0	3	1-1	1-1	0-0	0	0	0	0	0	0	3
11/22	at Pacific	1-0	3	0-0	0-0	0-0	1	0	0	0	0	0	0
11/28	at Bowling Green	1-0	11	1-2	0-1	0-0	0	1	1	1	0	0	2
12/1	at Loyola Maryland	1-0	29	4-9	4-8	0-0	2	4	2	2	0	2	12
12/4	vs. Tennessee St.	1-1	27	2-6	1-4	0-1	4	2	2	2	0	0	5
12/11	vs. Illinois St.	1-1	36	4-8	2-5	3-4	3	1	2	0	0	4	13
12/13	vs. Northern Illinois	1-1	36	1-5	1-2	2-5	6	1	1	2	0	0	5
12/16	at IUPUI	1-1	24	1-5	0-3	1-2	4	1	2	0	0	2	3
12/21	at Iowa State	DNP											
12/22	at Drake	DNP											
12/30	at Grand Canyon	1-1	23	1-4	0-3	0-0	2	0	0	1	0	2	2
1/1	at New Mexico State	1-1	19	0-2	0-2	0-0	0	3	2	1	0	1	0
1/6	vs. Seattle	1-1	10	0-1	0-1	0-0	0	1	0	0	0	0	0
1/8	vs. California Baptist	1-0	10	1-1	1-1	0-0	1	0	0	0	0	0	3
1/13	at UTRGV	1-0	32	4-11	3-8	0-0	3	0	0	1	0	2	11
1/15	at Lamar	1-0	29	4-5	4-5	2-2	1	2	0	3	0	1	14
1/27	vs. Utah Valley	1-0	14	1-2	1-2	2-2	0	1	0	0	0	0	4
1/29	vs. Dixie State	1-0	17	2-4	1-3	0-0	1	2	1	0	0	2	5
2/2	at Abilene Christian	1-1	16	0-1	0-1	2-2	1	2	0	0	0	1	2
2/5	at Tarleton	1-0	2	0-0	0-0	0-0	0	0	0	0	0	0	0
2/10	vs. Stephen F. Austin	1-0	4	0-0	0-0	0-0	0	0	1	1	0	0	0
2/12	vs. Sam Houston	1-0	6	0-1	0-0	0-0	0	1	0	0	0	0	0
2/16	at Stephen F. Austin	1-0	3	0-0	0-0	0-0	0	0	0	0	0	0	0
2/19	vs. Tarleton	1-0	21	3-5	3-5	0-0	1	0	1	2	0	0	9
2/23	vs. Grand Canyon	1-0	23	2-4	2-4	0-0	1	0	2	1	0	0	6
2/26	vs. New Mexico St.	1-1	33	2-4	1-3	1-2	4	1	1	1	0	1	6
3/3	at California Baptist	1-1	16	0-3	0-2	0-0	2	0	1	1	0	0	0
3/5	at Seattle University												

FAVOUR CHUKWUKELU'S CAREER STATISTICS

Miles Community College

Year	G-GS	MIN-Avg	FGM-A%	3PM-A%	FTM-A%	OR-DR-TOT/AVG	PF-DQ	A	TO	BL	ST	PTS-Avg
2019-20	31-21	757-24.4	144-280/.514	86-174/.494	45-58/.776	34-55-89/2.9	35-0	54	48	2	39	419-13.5
2020-21	17-17	607-35.7	104-202/.515	49-105/.467	46-50/.920	29-87-116/6.8	26-0	56	24	5	25	303-17.8
Total	48-38	1364-28.4	248-482/.515	135-279/.484	91-108/.843	63-142-205/4.3	61-0	110	72	7	64	722-15.0

Chicago State University

Year	G-GS	MIN-Avg	FGM-A%	3PM-A%	FTM-A%	OR-DR-TOT/AVG	PF-DQ	A	TO	BL	ST	PTS-Avg
2021-22	28-10	472-16.9	36-89/.404	25-68/.368	13-20/.650	15-26-41/1.5	25-0	20	20	1	17	110-3.9



24 JAHSEAN CORBETT · G · 6-6 · 195 · Fr.

- Pronounced juh-shawn
- Attended West Oaks Academy
- Four-year varsity letter winner in basketball
- Attended Poinciana High School as a freshman, sophomore and junior
- Attended West Oaks Academy as a senior
- Played AAU ball for the Showtime Ballers for four years

Personal

- Born in Orlando, Florida
- Hometown is St. Thomas, Virgin Islands
- Nickname is J
- Parents are Earl and Abigail Corbett
- Has four brothers and three sisters
- His favorite professional athlete is Lebron James
- His favorite team is the Los Angeles Lakers
- His favorite food is chicken alfredo

GAME-BY-GAME STATISTICS

Date	Opponent	G-GS	MIN	FG-A	3P-A	FT-A	REB	PF	A	TO	BL	ST	PTS
11/9	vs. St. Thomas	1-1	25	5-8	2-4	2-4	8	2	0	1	0	1	14
11/12	SIU-Edwardsville	1-1	15	0-1	0-1	0-0	4	5	2	2	1	0	0
11/16	at Loyola Chicago	1-1	31	2-4	1-2	0-0	6	4	1	1	0	0	5
11/20	at UCSB	1-1	29	1-4	1-3	1-2	6	2	0	1	2	0	4
11/22	at Pacific	1-1	30	6-11	2-4	1-1	6	1	0	1	0	1	15
11/28	at Bowling Green	1-1	31	6-13	3-6	1-2	13	4	0	4	0	0	16
12/1	at Loyola Maryland	1-1	40	4-11	0-4	7-9	13	2	1	2	0	0	15
12/4	vs. Tennessee St.	1-1	40	7-15	3-6	0-0	8	2	1	0	1	1	17
12/11	vs. Illinois St.	1-1	39	6-19	1-4	4-5	7	2	0	1	0	3	17
12/13	vs. Northern Illinois	1-1	24	4-9	2-4	1-3	2	5	2	1	2	1	11
12/16	at IUPUI	1-1	26	4-12	1-5	5-7	6	3	0	8	0	0	14
12/21	at Iowa State	1-1	39	3-11	0-3	8-13	11	4	2	3	0	3	14
12/22	at Drake	1-1	39	3-12	1-4	2-3	9	2	2	3	0	0	9
12/30	at Grand Canyon	1-1	28	3-3	1-1	0-0	3	4	0	4	0	0	7
1/1	at New Mexico State	1-1	37	9-21	2-10	6-6	5	3	0	2	0	3	26
1/6	vs. Seattle	1-1	27	4-7	2-4	3-8	2	4	0	1	0	0	13
1/8	vs. California Baptist	1-1	35	6-15	0-3	1-4	9	3	0	1	0	0	13
1/13	at UTRGV	DNP											
1/15	at Lamar	DNP											
1/27	vs. Utah Valley	1-1	32	6-12	2-5	0-0	3	4	0	0	1	0	14
1/29	vs. Dixie State	1-1	36	6-15	1-5	3-4	7	5	0	1	0	0	16
2/2	at Abilene Christian	1-1	11	0-1	0-1	0-0	1	5	0	4	0	0	0
2/5	at Tarleton	1-1	33	3-13	0-6	3-4	7	4	0	2	0	0	9
2/10	vs. Stephen F. Austin	1-1	27	5-11	1-3	1-2	4	3	1	1	1	0	12
2/12	vs. Sam Houston	1-1	36	4-11	2-5	3-6	9	4	2	2	0	0	13
2/16	at Stephen F. Austin	1-1	31	4-10	0-3	1-1	4	4	0	4	0	1	9
2/19	vs. Tarleton	1-1	34	1-5	0-2	4-4	12	3	0	1	1	0	6
2/23	vs. Grand Canyon	1-1	35	4-12	0-5	4-5	2	2	0	1	0	0	12
2/26	vs. New Mexico St.	1-1	39	7-17	0-1	2-3	9	2	2	2	1	1	16
3/3	at California Baptist	1-1	37	6-12	0-4	3-5	8	4	0	5	0	1	15
3/5	at Seattle University												

Season/Career Highs

PTS: 26 at New Mexico State (1/1/22)	AST: 2 (six times) Last: vs. New Mex. St. (2/26/22)
FG: 9 at New Mexico State (1/1/22)	BLK: 2 (two times) Last: vs. No. Illinois (12/13/21)
FG ATT: 21 at New Mexico State (1/1/22)	STL: 3 (three times) Last: at New Mexico St. (1/1/22)
3-PT: 3 (two times) Last: vs. Tenn. State (12/4/21)	MIN: 40 (two times) Last: vs. Tenn. State (12/4/21)
3-PT ATT: 10 at New Mexico State (1/1/22)	
FT: 8 at Iowa State (12/21/21)	
FT ATT: 13 at Iowa State (12/21/21)	
REB: 13 (two times) at Loyola MD (12/1/21)	

JAHSEAN CORBETT'S CAREER STATISTICS

Chicago State University

Year	G-GS	MIN-Avg	FGM-A%	3PM-A%	FTM-A%	OR-DR-TOT/AVG	PF-DQ	A	TO	BL	ST	PTS-Avg
2021-22	28-28	887-31.7	119-295/.403	28-107/.262	66-101/.653	69-116-185/6.6	92-4	17	59	10	16	332-11.9



14 Ali Dibba · G · 6-4 · 185 · Fr.

- Full Name: Ali Abdou dibba
- Preferred Name: Ali dibba
- Born: Stockholm, Sweden
- Hometown: Bredäng, Sweden
- Notable high school alumni: RJ Melendez, Barra Njie, Luis Rolon
- Major: Business management
- Parents: Abdou and Fatoumatta Dibba
- Siblings: Mustafa, Ebrima, Dawda, Baba, Ablie, Saptieu, all play basketball
- Favorite Sports Memory: When he hit a buzzer beater in Scania Cup A tournament where all the best teams from Scandinavia were competing
- Interests other than Basketball: Soccer
- Influenced his Athletic Career: My whole family, specifically my brothers and Derrick Rose
- Why Chicago State: Because of what coach Gillion is attempting to do, change the culture and I want to be a part of that
- Favorite Team: Chicago Bulls
- Favorite Player: Derrick rose
- Favorite Food: Domoda

GAME-BY-GAME STATISTICS

Date	Opponent	G-GS	MIN	FG-A	3P-A	FT-A	REB	PF	A	TO	BL	ST	PTS
11/9	vs. St. Thomas	Not with the team											
11/12	SIU-Edwardsville	Not with the team											
11/16	at Loyola Chicago	Not with the team											
11/20	at UCSB	Not with the team											
11/22	at Pacific	Not with the team											
11/28	at Bowling Green	Not with the team											
12/1	at Loyola Maryland	Not with the team											
12/4	vs. Tennessee St.	Not with the team											
12/11	vs. Illinois St.	Not with the team											
12/13	vs. Northern Illinois	Not with the team											
12/16	at IUPUI	DNP											
12/21	at Iowa State	DNP											
12/22	at Drake	DNP											
12/30	at Grand Canyon	1-0	34	6-9	1-2	8-11	7	2	0	4	0	2	21
1/1	at New Mexico State	1-0	22	0-4	0-2	2-2	0	2	0	5	0	1	2
1/6	vs. Seattle	1-0	34	8-12	2-5	6-7	5	3	1	3	1	2	24
1/8	vs. California Baptist	1-1	28	3-10	1-4	4-4	3	1	0	2	0	1	11
1/13	at UTRGV	DNP											
1/15	at Lamar	DNP											
1/27	vs. Utah Valley	1-1	12	4-6	1-2	0-0	0	0	0	0	0	0	9
1/29	vs. Dixie State	DNP											
2/2	at Abilene Christian	DNP											
2/5	at Tarleton	DNP											
2/10	vs. Stephen F. Austin	DNP											
2/12	vs. Sam Houston	DNP											
2/16	at Stephen F. Austin	DNP											
2/19	vs. Tarleton	DNP											
2/23	vs. Grand Canyon	DNP											
2/26	vs. New Mexico St.	DNP											
3/3	at California Baptist	DNP											
3/5	at Seattle University	DNP											


Season/Career Highs

PTS: 24 vs. Seattle U (1/6/22)	AST: 1 vs. Seattle U (1/6/22)
FG: 8 vs. Seattle U (1/6/22)	BLK: 1 vs. Seattle U (1/6/22)
FG ATT: 12 vs. Seattle U (1/6/22)	STL: 2 (two times) vs. Seattle U (1/6/22)
3-PT: 2 vs. Seattle U (1/6/22)	MIN: 34 (two times) Last: vs. Seattle U (1/6/22)
3-PT ATT: 5 vs. Seattle U (1/6/22)	
FT: 8 at GCU (12/30/21)	
FT ATT: 11 at GCU (12/30/21)	
REB: 7 at GCU (12/30/21)	

ALI DIBBA'S CAREER STATISTICS

Chicago State University

Year	G-GS	MIN-Avg	FGM-A%	3PM-A%	FTM-A%	OR-DR-TOT/AVG	PF-DQ	A	TO	BL	ST	PTS-Avg
2021-22	5-2	130-25.9	21-41/.512	5-15/.333	20-24/.833	5-10-15/3.0	8-0	1	14	1	6	67-13.4



21 KEDRICK GREEN, Jr. · G · 6-2 · 180 · Fr.

- Attended Central Point High School in Kissimmee, Florida
- Given name is Kedrick Lee Green Jr.
- Born in Bronx, New York
- Hometown is Atlanta, Georgia
- Nickname is Ked
- Parents are Kedrick Green and Maria Rodriguez
- Undecided on his major

GAME-BY-GAME STATISTICS

Date	Opponent	G-GS	MIN	FG-A	3P-A	FT-A	REB	PF	A	TO	BL	ST	PTS
11/9	vs. St. Thomas	1-1	20	3-9	2-4	3-4	1	3	0	1	0	0	11
11/12	SIU-Edwardsville	1-1	28	3-11	1-3	1-4	6	3	7	5	0	0	8
11/16	at Loyola Chicago	1-0	17	0-2	0-2	0-0	2	1	0	6	0	1	0
11/20	at UCSB	1-1	15	3-9	2-6	0-1	3	4	2	0	0	0	8
11/22	at Pacific	1-1	23	1-6	0-3	1-2	4	2	2	1	0	2	3
11/28	at Bowling Green	DNP											
12/1	at Loyola Maryland	1-1	22	2-3	1-2	0-0	3	3	4	4	0	1	5
12/4	vs. Tennessee St.	DNP											
12/11	vs. Illinois St.	DNP											
12/13	vs. Northern Illinois	DNP											
12/16	at IUPUI	DNP											
12/21	at Iowa State	1-0	8	0-0	0-0	0-0	0	1	0	2	0	1	0
12/22	at Drake	1-0	5	1-2	1-2	0-0	0	2	0	1	0	0	3
12/30	at Grand Canyon	DNP											
1/1	at New Mexico State	DNP											
1/6	vs. Seattle	DNP											
1/8	vs. California Baptist	DNP											
1/13	at UTRGV	DNP											
1/15	at Lamar	DNP											
1/27	vs. Utah Valley	DNP											
1/29	vs. Dixie State	1-0	11	2-3	1-2	4-5	3	3	0	0	0	0	9
2/2	at Abilene Christian	1-0	2	0-0	0-0	0-0	0	2	0	3	0	0	0
2/5	at Tarleton	1-0	22	5-8	3-6	1-3	0	3	0	3	0	0	14
2/10	vs. Stephen F. Austin	1-0	18	1-4	1-2	0-0	1	2	0	3	0	0	3
2/12	vs. Sam Houston	1-1	29	2-7	2-7	4-5	1	4	2	0	0	2	10
2/16	at Stephen F. Austin	1-0	34	4-9	3-8	3-5	0	4	4	4	0	0	14
2/19	vs. Tarleton	1-1	19	3-6	1-3	3-3	1	1	1	1	0	0	10
2/23	vs. Grand Canyon	DNP											
2/26	vs. New Mexico St.	1-0	6	1-1	0-0	0-0	0	1	1	2	0	0	2
3/3	at California Baptist	1-0	3	0-1	0-1	0-0	0	0	0	0	0	0	0
3/5	at Seattle University												


Season/Career Highs

PTS: 14 (two times) Last: at S.F. Austin (2/16/22)	AST: 7 vs. SIUE (11/12/21)
FG: 5 at Tarleton State (2/5/22)	BLK:
FG ATT: 11 vs. SIUE (11/12/21)	STL: 2 (two times) vs. Sam Houston (2/12/22)
3-PT: 3 (two times) Last: at S.F. Austin (2/16/22)	MIN: 34 at Stephen F. Austin (2/16/22)
3-PT ATT: 8 at Stephen F. Austin (2/16/22)	
FT: 4 (two times) Last: vs. Sam Houston (2/12/22)	
FT ATT: 5 (three times) Last: at S.F. Austin (2/16/22)	
REB: 6 vs. SIUE (11/12/21)	

KEDRICK GREEN, JR.'S CAREER STATISTICS

Chicago State University

Year	G-GS	MIN-Avg	FGM-A%	3PM-A%	FTM-A%	OR-DR-TOT/AVG	PF-DQ	A	TO	BL	ST	PTS-Avg
2021-22	17-7	28.4-16.7	31-81/.383	18-51/.353	20-32/.625	5-20-25/1.5	39-0	23	36	0	7	100-5.9



0 JAMEON "J.J." HARRIS · G · 6-3 · 190 · Fr.

- Goes by J.J.
- Attended West Oakes Academy in Orlando, Florida
- Averaged 10 ppg, five apg and four rpg as a senior
- Averaged 11 ppg, four apg and three rpg as a junior
- Played AAU for five seasons with Showtime Ballers

- Siblings are Ashleigh Linder, Roy Linder, Tyrell Jones and Jamiah Harris
- His brother plays college basketball at South Alabama and dad played at Florida A&M, overseas and in the D League
- Favorite sports other than basketball is football
- His favorite professional athlete is Dwayne Bacon
- His favorite team is the Los Angeles Lakers
- His favorite food is wings
- Wears the number 0 because, he claims, that's how many people can guard him

Personal

- Given name is Jameon Jehoshaphat Harris
- Majoring in Sports Management
- Parents are Levette Townsend and James Harris

GAME-BY-GAME STATISTICS

Date	Opponent	G-GS	MIN	FG-A	3P-A	FT-A	REB	PF	A	TO	BL	ST	PTS
11/9	vs. St. Thomas	1-0	18	4-6	2-3	0-0	2	2	1	0	0	1	10
11/12	SIU-Edwardsville	1-0	7	0-1	0-1	0-0	5	1	0	2	0	0	0
11/16	at Loyola Chicago	1-0	13	2-6	1-4	0-2	1	2	2	1	0	0	5
11/20	at UCSB	1-0	7	1-2	0-1	0-0	0	2	0	2	0	0	2
11/22	at Pacific	1-0	10	0-3	0-2	0-0	1	1	2	3	0	1	0
11/28	at Bowling Green	1-1	16	1-6	1-3	0-0	2	1	0	1	0	2	3
12/1	at Loyola Maryland	1-0	15	1-4	1-3	0-0	3	0	1	2	0	0	3
12/4	vs. Tennessee St.	1-0	5	0-1	0-1	0-0	0	0	0	0	0	0	0
12/11	vs. Illinois St.	DNP											
12/13	vs. Northern Illinois	1-0	12	3-8	2-6	2-2	3	1	2	0	0	0	10
12/16	at IUPUI	1-0	6	0-1	0-1	0-0	1	1	0	0	0	0	0
12/21	at Iowa State	1-0	19	0-5	0-4	0-0	2	3	0	2	0	0	0
12/22	at Drake	1-0	17	1-3	1-2	0-0	1	1	0	0	0	1	3
12/30	at Grand Canyon	1-0	22	3-8	0-3	0-0	0	4	0	1	0	0	5
1/1	at New Mexico State	1-0	20	1-4	1-3	2-2	3	2	1	2	0	0	5
1/6	vs. Seattle	1-0	7	0-1	0-1	0-0	0	0	1	0	0	0	0
1/8	vs. California Baptist	1-0	1	0-1	0-0	0-0	1	0	0	0	0	0	0
1/13	at UTRGV	DNP											
1/15	at Lamar	DNP											
1/27	vs. Utah Valley	DNP											
1/29	vs. Dixie State	DNP											
2/2	at Abilene Christian	DNP											
2/5	at Tarleton	DNP											
2/10	vs. Stephen F. Austin	1-0	2	0-0	0-0	0-0	0	0	0	0	0	0	0
2/12	vs. Sam Houston	1-0	9	0-2	0-1	0-0	1	0	2	0	0	0	0
2/16	at Stephen F. Austin	1-0	1	0-0	0-0	0-0	0	0	0	0	0	0	0
2/19	vs. Tarleton	1-0	17	3-8	1-5	0-0	0	3	4	1	0	1	7
2/23	vs. Grand Canyon	1-0	29	5-10	4-9	2-2	4	3	2	2	0	2	16
2/26	vs. New Mexico St.	1-0	23	4-7	4-7	0-0	3	2	1	3	0	2	12
3/3	at California Baptist	1-0	23	2-8	1-5	0-0	3	2	0	0	0	3	5
3/5	at Seattle University												

Season/Career Highs

PTS: 16
vs. GCU
(2/23/22)

FG: 5
vs. GCU
(2/23/22)

FG ATT: 10
vs. GCU
(2/23/22)

3-PT: 4 (two times)
Last: vs. New Mex. St.
(2/26/22)

3-PT ATT: 9
vs. GCU
(2/23/22)

FT: 2 (three times)
Last: vs. GCU
(2/23/22)

FT ATT: 2 (4 times)
Last: vs. GCU
(2/23/22)

REB: 5
vs. SIUE
(11/12/21)

AST: 4
vs. Tarleton
(2/19/21)

BLK:

STL: 3
at Cal. Baptist
(3/2/22)


MIN: 29
vs. GCU
(2/23/22)

JAMEON "J.J." HARRIS' CAREER STATISTICS

Chicago State University

Year	G-GS	MIN-Avg	FGM-A%	3PM-A%	FTM-A%	OR-DR-TOT/AVG	PF-DQ	A	TO	BL	ST	PTS-Avg
2021-22	23-1	297-12.9	31-95/.326	19-65/.292	6-8/.750	6-30-36/1.6	31-0	19	22	0	12	87-3.8

3 BRYCE JOHNSON · G · 6-3 · 172 · Fr.



- Attended Cornerstone Charter as a freshman
- Attended Lake Nona High School as a sophomore and junior
- Attended Oldsmar Christian School as a senior
- As a freshman, averaged 8.0 points per game, 1.0 assist per game and 1.0 rebound per game • As a sophomore, averaged 10.0 ppg, 2.0 apg and 3.0 rpg
- As a junior, averaged 14.0 ppg, 4.0 apg and 5.0 rpg
- As a senior, averaged 20.0 ppg, 5.0 apg and 5.0 rpg
- He was the leading scorer on the Oldsmar Christian national team as a senior
- He was named MVP of the Get Down Challenge
- Named a Florida player of the week
- Earned First-Team All State honors
- Notable high school alumni include Troy Baxter (Chicago Bulls), Justin James (Sacramento Kings) and Elijah Weaver

Personal

- Born in Yakima, Washington
- Hometown is Orlando, Florida
- Majoring in Business
- Parents are BJ Johnson and Tanya Tate and stepdad Bennie Tate
- Has two sisters, Briawna and Tiawna Johnson and one brother, Benjamin Tate
- His dad played Division I football at Cal State Northridge and his stepdad played DI Basketball at Prairie View A&M University
- His favorite sports memory is joining the 1000-point club his senior year
- Credits his parents with most influencing his athletic career. Seeing how hard they work and all the things they've sacrificed for me.
- His favorite professional athletes are Dennis Rodman and Michael Jordan
- His favorite team is the Golden State Warriors
- His favorite food is his pops homemade Lasagna

GAME-BY-GAME STATISTICS

Date	Opponent	G-GS	MIN	FG-A	3P-A	FT-A	REB	PF	A	TO	BL	ST	PTS
11/9	vs. St. Thomas	1-1	21	0-2	0-2	0-0	4	0	1	0	0	0	0
11/12	SIU-Edwardsville	1-1	25	5-7	4-6	3-3	2	2	0	2	1	0	17
11/16	at Loyola Chicago	1-1	14	1-3	0-1	0-0	2	0	0	0	1	0	2
11/20	at UCSB	1-1	21	1-9	1-4	0-0	2	3	0	0	0	0	3
11/22	at Pacific	1-1	28	8-13	5-9	3-4	5	3	1	1	0	0	24
11/28	at Bowling Green	1-1	23	2-8	0-5	3-4	4	1	0	1	1	0	7
12/1	at Loyola Maryland	DNP											
12/4	vs. Tennessee St.	DNP											
12/11	vs. Illinois St.	DNP											
12/13	vs. Northern Illinois	DNP											
12/16	at IUPUI	DNP											
12/21	at Iowa State	DNP											
12/22	at Drake	DNP											
12/30	at Grand Canyon	DNP											
1/1	at New Mexico State	DNP											
1/6	vs. Seattle	1-0	29	3-4	2-2	2-2	6	1	0	3	0	1	10
1/8	vs. California Baptist	1-0	25	1-6	1-4	0-1	2	2	2	0	0	0	3
1/13	at UTRGV	1-1	36	4-13	3-10	0-0	2	2	0	4	0	0	11
1/15	at Lamar	1-1	18	1-3	1-3	0-0	5	4	0	1	0	0	3
1/27	vs. Utah Valley	1-0	12	0-0	0-0	0-0	0	2	0	0	0	0	0
1/29	vs. Dixie State	1-0	27	2-8	1-5	0-0	3	0	3	1	0	0	5
2/2	at Abilene Christian	1-0	27	5-8	4-7	2-2	1	2	0	0	0	1	16
2/5	at Tarleton	1-0	16	2-5	0-2	0-0	4	1	0	0	0	0	4
2/10	vs. Stephen F. Austin	1-0	27	5-14	3-9	2-5	4	1	3	2	1	1	15
2/12	vs. Sam Houston	1-0	29	2-12	1-10	4-7	2	1	1	1	0	0	9
2/16	at Stephen F. Austin	1-1	37	6-14	2-9	3-5	8	2	0	3	0	1	17
2/19	vs. Tarleton	1-1	22	2-3	0-0	2-2	1	1	0	1	0	0	6
2/23	vs. Grand Canyon	1-1	13	0-1	0-1	0-0	1	1	2	0	0	0	0
2/26	vs. New Mexico St.	1-0	4	1-1	0-0	0-0	0	1	0	0	0	0	2
3/3	at California Baptist	1-0	30	2-4	1-2	0-0	5	3	0	0	0	0	5
3/5	at Seattle University												

Season/Career Highs

PTS: 24
at Pacific
(11/22/21)

FG: 8
at Pacific
(11/22/21)

FG ATT: 14 (twice)
Last: at S.F. Austin
(2/16/22)

3-PT: 5
at Pacific
(11/22/21)

3-PT ATT: 10 (twice)
Last: vs. Sam Houston
(2/12/22)

FT: 4
vs. Sam Houston
(2/12/22)

FT ATT: 7
vs. Sam Houston
(2/12/22)

REB: 8
at Stephen F. Austin
(2/16/22)

AST: 3
vs. Dixie State
(1/29/22)

BLK: 1 (three times)
last: at Bowling Green
(11/28/21)

STL: 1 (three times)
Last: at S.F. Austin
(2/16/22)


MIN: 37
at Stephen F. Austin
(2/16/22)

BRYCE JOHNSON'S CAREER STATISTICS

Chicago State University

Year	G-GS	MIN-Avg	FGM-A%	3PM-A%	FTM-A%	OR-DR-TOT/AVG	PF-DQ	A	TO	BL	ST	PTS-Avg
2021-22	21-10	486-23.1	53-139/.381	29-92/.315	24-35/.686	22-41-63/3.0	34-0	13	20	4	5	159-7.6

1 ANDREW LEWIS · G · 6-3 · 180 · Sr.



- Started and played in two games before suffering an injury at Illinois last season (11/26/2020)

- Missed the next seven games before the shortened season ended
- Posted nine games as the team's leading scorer during his two seasons

Before CSU

- Played at Highland Community College as a sophomore where he averaged 13 points and 4 rebounds

- Attended St. Cloud State as a freshman, averaging two points and one rebound

- Prepped at Milwaukee Vincent High School where he averaged 21.5 points, six rebounds and 4.5 assists per game as a senior

Career Highs

PTS: 23
vs. CSU Bakersfield (2/13/20)

FG: 8
vs. CSU Bakersfield (2/13/20)

FG ATT: 15
vs. CSU Bakersfield (2/13/20)

3-PT: 3 (two times)
last: vs. CSU Bakersfield (2/13/20)

3-PT ATT: 6
(two times)
last: vs. CSU Bakersfield (2/13/20)

FT: 10
vs. Alabama State (11/30/19)

FT ATT: 10
vs. Alabama State (11/30/19)

REB: 8
vs. Alabama State (11/30/19)

AST: 5
vs. Judson (IL) (11/05/19)

BLK: 2
vs. UTRGV (1/11/20)

STL: 2 (7 times)
last: vs. CSU Bakersfield (2/13/20)

MIN: 39 (2 times)
last: vs. CSU Bakersfield (2/13/20)

Season Highs

PTS: 9
vs. SIUE (11/12/21)

FG: 2 (two times)
last: at Loyola Chicago (11/16/21)

FG ATT: 8
vs. SIUE (11/12/21)

3-PT: 1
at Loyola Chicago (11/16/21)

3-PT ATT: 3
vs. SIUE (11/12/21)

FT: 5
vs. SIUE (11/12/21)

FT ATT: 7
vs. SIUE (11/12/21)

REB: 7
vs. SIUE (11/12/21)

AST: 2
at Loyola Chicago (11/16/21)

BLK: 0

STL: 1 (two times)
Last: at Loyola Chicago (11/16/21)

MIN: 26
vs. SIUE (11/12/21)

GAME-BY-GAME STATISTICS

Date	Opponent	G-GS	MIN	FG-A	3P-A	FT-A	REB	PF	A	TO	BL	ST	PTS
11/9	vs. St. Thomas	1-0	3	0-0	0-0	0-0	0	1	0	0	0	0	0
11/12	SIU-Edwardsville	1-0	25	2-8	0-3	5-7	7	3	1	1	0	1	9
11/16	at Loyola Chicago	1-1	17	2-5	1-1	0-0	1	1	2	1	0	1	5
11/20	at UCSB	1-0	2	0-1	0-1	0-0	0	0	0	0	0	0	0
11/22	at Pacific	1-0	8	0-3	0-2	0-0	1	0	0	1	0	0	0
11/28	at Bowling Green	1-0	4	1-3	0-1	0-0	0	0	0	2	0	0	2
12/1	at Loyola Maryland	DNP											
12/4	vs. Tennessee St.	DNP											
12/11	vs. Illinois St.	DNP											
12/13	vs. Northern Illinois	DNP											
12/16	at IUPUI	DNP											
12/21	at Iowa State	DNP											
12/22	at Drake	DNP											
12/30	at Grand Canyon	DNP											
1/1	at New Mexico State	DNP											
1/6	vs. Seattle	DNP											
1/8	vs. California Baptist	DNP											
1/13	at UTRGV	DNP											
1/15	at Lamar	DNP											
1/27	vs. Utah Valley	DNP											
1/29	vs. Dixie State	DNP											
2/2	at Abilene Christian	DNP											
2/5	at Tarleton	DNP											
2/10	vs. Stephen F. Austin	DNP											
2/12	vs. Sam Houston	DNP											
2/16	at Stephen F. Austin	DNP											
2/19	vs. Tarleton	DNP											
2/23	vs. Grand Canyon	DNP											
2/26	vs. New Mexico St.	DNP											
3/3	at California Baptist	DNP											
3/5	at Seattle University	DNP											

ANDREW LEWIS' CAREER STATISTICS

St. Cloud State University

Year	G-GS	MIN-Avg	FGM-A%	3PM-A%	FTM-A%	OR-DR-TOT/AVG	PF-DQ	A	TO	BL	ST	PTS-Avg
2017-18	19-0	120-6.3	17-50/.340	0-5/.000	11-16/.688	6-10-16/0.8	9-0	8	7	0	3	45-2.4

Highland Community College

Year	G-GS	MIN-Avg	FGM-A%	3PM-A%	FTM-A%	OR-DR-TOT/AVG	PF-DQ	A	TO	BL	ST	PTS-Avg
2018-19	27-4	567-21.0	127-275/.462	33-100/.330	53-71/.746	27-72-99/3.7	14-0	32	26	3	13	340-12.6

Chicago State University

Year	G-GS	MIN-Avg	FGM-A%	3PM-A%	FTM-A%	OR-DR-TOT/AVG	PF-DQ	A	TO	BL	ST	PTS-Avg
2019-20	26-18	769-29.6	100-250/.400	20-68/.294	97-112/.866	22-83-105/4.0	70-2	41	60	5	25	317-12.2
2020-21	2-2	28-14.2	3-13/.231	1-4/.250	3-4/.750	0-1-1/0.5	3-0	0	1	0	0	10-5.0
2021-22	6-1	59-9.8	5-20/.250	1-8/.125	5-7/.714	3-6-9/1.5	5-0	3	5	0	2	16-2.7
Total	34-21	857/25.2	108-283/.382	22-80/.275	105-123/.854	25-90-115/3.4	78-2	44	66	5	27	343-10.1

10 CARLO MARBLE · G · 6-5 · 200 · Sr.



Before CSU

- Played for two seasons at Kirkwood Community College (Iowa)
- Started 13 of 30 games in which he played as a freshman, averaging 5.7 points and 2.5 rebounds per game
- Started nine of 29 games in which he played as a sophomore, averaging 8.4 points and 3.2 rebounds per game

Personal

- Parents are Carla and Roy Marble
- Both his father (Roy) and brother (Devyn) played at Iowa and in the NBA

Career Highs

PTS: 17
at Illinois State
(12/15/20)

FG: 7
at Illinois State
(12/15/20)

FG ATT: 14
at Illinois State
(12/15/20)

3-PT: 3
vs. UTRGV
(1/11/20)

3-PT ATT: 6
at Northwestern
(12/6/20)

FT: 6
vs. CSU Bakersfield
(2/13/20)

FT ATT: 6
vs. CSU Bakersfield
(2/13/20)

REB: 7
vs. Grand Canyon
(2/15/20)

AST: 4
vs. New Mexico State
(1/9/20)

BLK: 2
vs. UTRGV
(2/8/20)

STL: 3
at Illinois
(11/26/20)

MIN: 37
at Illinois St.
(12/15/20)

Season Highs

PTS: 6
at IUPUI
(12/16/21)

FG: 2
at IUPUI
(12/16/21)

FG ATT: 6
at Iowa State
(12/21/21)

3-PT: 2
at IUPUI
(12/16/21)

3-PT ATT: 4
at IUPUI
(12/16/21)

FT: 1
at Bowling Green
(11/28/21)

FT ATT: 2 (two times)
Last: at Iowa State
(12/21/21)

REB: 3
at Bowling Green
(11/28/21)

AST: 1
at Bowling Green
(11/28/21)

BLK: 2
at Bowling Green
(11/28/21)

STL: 1 (two times)
Last: at Loyola MD
(12/1/21)

MIN: 15
at Drake
(12/22/21)

GAME-BY-GAME STATISTICS

Date	Opponent	G-GS	MIN	FG-A	3P-A	FT-A	REB	PF	A	TO	BL	ST	PTS
11/9	vs. St. Thomas	DNP											
11/12	SIU-Edwardsville	DNP											
11/16	at Loyola Chicago	1-0	3	0-0	0-0	0-0	1	0	0	0	0	0	0
11/20	at UCSB	DNP											
11/22	at Pacific	1-0	6	0-1	0-1	0-0	0	0	0	0	0	0	0
11/28	at Bowling Green	1-0	10	0-2	0-1	1-2	3	4	1	0	2	1	1
12/1	at Loyola Maryland	1-0	5	0-0	0-0	0-0	0	0	0	0	0	1	0
12/4	vs. Tennessee St.	DNP											
12/11	vs. Illinois St.	DNP											
12/13	vs. Northern Illinois	DNP											
12/16	at IUPUI	1-0	12	2-4	2-4	0-0	2	1	0	1	0	0	6
12/21	at Iowa State	1-0	14	1-6	0-3	0-2	1	0	0	1	0	0	2
12/22	at Drake	1-0	15	1-5	0-3	0-0	2	0	0	1	0	0	2
12/30	at Grand Canyon	DNP											
1/1	at New Mexico State	DNP											
1/6	vs. Seattle	DNP											
1/8	vs. California Baptist	DNP											
1/13	at UTRGV	DNP											
1/15	at Lamar	DNP											
1/27	vs. Utah Valley	DNP											
1/29	vs. Dixie State	DNP											
2/2	at Abilene Christian	DNP											
2/5	at Tarleton	DNP											
2/10	vs. Stephen F. Austin	DNP											
2/12	vs. Sam Houston	DNP											
2/16	at Stephen F. Austin	DNP											
2/19	vs. Tarleton	DNP											
2/23	vs. Grand Canyon	DNP											
2/26	vs. New Mexico St.	DNP											
3/3	at California Baptist	DNP											
3/5	at Seattle University	DNP											


CARLO MARBLE'S CAREER STATISTICS

Kirkwood Community College (Iowa)

Year	G-GS	MIN-Avg	FGM-A%	3PM-A%	FTM-A%	OR-DR-TOT/AVG	PF-DQ	A	TO	BL	ST	PTS-Avg
2016-17	30-13	440-14.7	53-124/.427	36-88/.409	28-34/.824	15-60-75/2.5	54-0	29	23	5	19	170-5.7
2017-18	29-9	515-17.8	84-198/.424	51-124/.411	24-34/.706	17-76-93/3.2	68-3	32	32	17	24	243-8.4
Totals	59-22	955-16.2	137-322/.425	87-212/.410	52-68/.764	32-136-168/2.8	122-3	61	55	22	43	413-7.0

Chicago State

Year	G-GS	MIN-Avg	FGM-A%	3PM-A%	FTM-A%	OR-DR-TOT/AVG	PF-DQ	A	TO	BL	ST	PTS-Avg
2019-20	16-7	304-19.0	16-43/.372	8-23/.348	9-11/.818	7-30-37/2.3	26-0	15	18	4	4	49-3.1
2020-21	9-4	217-24.1	21-60/.350	7-33/.212	5-10/.500	7-20-27/3.0	30-1	8	13	2	10	54-6.0
2021-22	7-0	64-9.2	4-18/.222	2-12/.167	1-4/.250	6-3-9/1.3	5-0	1	3	2	2	11-1.6
Totals	32-11	585-18.3	41-121/.339	17-68/.250	15-25/.600	20-53-73/2.3	61-2	24	34	8	16	114-3.6



23 JINCHO RIVERA · G · 6-5 · 195 · Fr.

- Pronounced heen-cho
- Attended St. Joseph High School in Santa Maria, CA
- Averaged 16.5 points, 9.2 rebounds and 2.1 assists per game in 27 games played.
- Averaged a double-double as a junior, scoring 19.6 points per game while pulling down 11.1 rebounds per game

GAME-BY-GAME STATISTICS

Date	Opponent	G-GS	MIN	FG-A	3P-A	FT-A	REB	PF	A	TO	BL	ST	PTS
11/9	vs. St. Thomas	DNP											
11/12	SIU-Edwardsville	DNP											
11/16	at Loyola Chicago	DNP											
11/20	at UCSB	DNP											
11/22	at Pacific	DNP											
11/28	at Bowling Green	DNP											
12/1	at Loyola Maryland	DNP											
12/4	vs. Tennessee St.	DNP											
12/11	vs. Illinois St.	DNP											
12/13	vs. Northern Illinois	DNP											
12/16	at IUPUI	DNP											
12/21	at Iowa State	DNP											
12/22	at Drake	1-0	4	0-2	0-2	0-0	3	0	0	0	0	1	0
12/30	at Grand Canyon	DNP											
1/1	at New Mexico State	1-0	6	0-2	0-2	0-0	2	1	0	1	0	0	0
1/6	vs. Seattle	DNP											
1/8	vs. California Baptist	1-0	1	0-1	0-0	0-0	0	0	0	0	0	0	0
1/13	at UTRGV	1-0	16	2-7	0-1	0-0	5	3	1	0	0	2	4
1/15	at Lamar	1-0	5	0-0	0-0	2-2	2	0	1	1	0	0	2
1/27	vs. Utah Valley	DNP											
1/29	vs. Dixie State	DNP											
2/2	at Abilene Christian	1-0	20	3-5	0-0	0-0	3	4	1	1	0	1	6
2/5	at Tarleton	1-0	1	0-0	0-0	0-0	0	0	0	0	0	0	0
2/10	vs. Stephen F. Austin	1-0	6	1-2	0-0	1-1	1	1	1	0	0	0	3
2/12	vs. Sam Houston	1-0	15	2-4	0-1	2-2	2	2	0	1	0	0	6
2/16	at Stephen F. Austin	1-0	2	1-1	0-0	0-0	0	0	0	3	0	0	0
2/19	vs. Tarleton	DNP											
2/23	vs. Grand Canyon	1-0	13	1-3	1-2	0-0	3	2	0	0	0	0	3
2/26	vs. New Mexico St.	DNP											
3/3	at California Baptist	1-0	4	0-1	0-1	0-0	1	0	1	0	0	0	0
3/5	at Seattle University												

Season/Career Highs

PTS: 6 (two times)
Last: vs. Sam Houston (2/12/22)

AST: 1 (five times)
Last: at Cal. Baptist (3/2/22)

FG: 3
at Abilene Christian (2/2/22)

BLK:

FG ATT: 7
at UTRGV (1/13/22)

STL: 2
at UTRGV (1/13/22)

3-PT: 1
vs. GCU (2/23/22)

MIN: 20
at Abilene Christian (2/2/22)

3-PT ATT: 2 (three x)
Last: vs. GCU (2/23/22)

FT: 2 (two times)
Last: vs. Sam Houston (2/12/22)


FT ATT: 2 (two times)
Last: vs. Sam Houston (2/12/22)

REB: 5
at UTRGV (1/13/22)

JINCHO RIVERA'S CAREER STATISTICS

Chicago State University

Year	G-GS	MIN-Avg	FGM-A%	3PM-A%	FTM-A%	OR-DR-TOT/AVG	PF-DQ	A	TO	BL	ST	PTS-Avg
2021-22	12-0	94/7.9	10-27/37.0	1-9/11.1	5-5/1.000	8-12-20/1.7	13-0	5	7	0	5	26-2.2



15 COREYOUN RUSHIN · G · 6-5 · 200 · Sr.

- Pronounced corey-on russian
- Transferred to Chicago State from Idaho State and did not play in the Cougars first seven games of the season due to transfer rules
- NCAA Division I Council granted a blanket waiver allowed immediate eligibility and he made his debut at Northern Illinois, scoring eight points and pulling down eight rebounds

Before CSU

- Played his freshman season (2018-19) at Southern Idaho where he averaged 9.4 PPG and 7.3 RPG per game and was honorable mention all-conference
- Played his freshman season at Idaho State
- He was a 2017 Chicago Sun-Times All-State, Chicago Public League All-City and Red-West All-Conference performer at Westinghouse College Prep

Career Highs

- PTS: 18**
at Abilene Christian (2/2/22)
- FG: 7** (three times)
Last: at Ab. Christian (2/2/22)
- FG ATT: 13** (3 times)
Last: vs. Dixie State (1/29/22)
- 3-PT: 1** (two times)
Last: vs. Seattle U (1/6/22)
- 3-PT ATT: 5**
at Loyola Chicago (11/16/21)
- FT: 5**
vs. Tenn. State (12/4/21)
- FT ATT: 9**
at Abilene Christian (2/2/22)
- REB: 15**
at Tarleton State (2/5/22)
- AST: 5**
at Tarleton State (2/5/22)
- BLK: 3**
vs. St. Thomas (11/9/21)
- STL: 3** (three times)
Last: vs. Dixie State (1/29/22)
- MIN: 40**
at Lamar (1/15/22)

Season Highs

- PTS: 18**
at Abilene Christian (2/2/22)
- FG: 7** (three times)
Last: at Ab. Christian (2/2/22)
- FG ATT: 13** (3 times)
Last: vs. Dixie State (1/29/22)
- 3-PT: 1** (four times)
Last: vs. GCU (2/23/22)
- 3-PT ATT: 5**
at Loyola Chicago (11/16/21)
- FT: 5**
vs. Tenn. State (12/4/21)
- FT ATT: 9**
at Abilene Christian (2/2/22)
- REB: 15**
at Tarleton State (2/5/22)
- AST: 5**
at Tarleton State (2/5/22)
- BLK: 3**
vs. St. Thomas (11/9/21)
- STL: 3** (four times)
Last: vs. GCU (2/23/22)
- MIN: 40**
at Lamar (1/15/22)

GAME-BY-GAME STATISTICS

Date	Opponent	G-GS	MIN	FG-A	3P-A	FT-A	REB	PF	A	TO	BL	ST	PTS
11/9	vs. St. Thomas	1-1	33	5-10	0-1	1-1	6	1	2	0	3	2	11
11/12	SIU-Edwardsville	1-1	31	3-6	0-0	1-4	10	4	0	3	1	1	7
11/16	at Loyola Chicago	1-1	27	3-10	1-5	0-0	9	3	1	5	1	1	7
11/20	at UCSB	1-1	33	3-10	0-0	2-4	7	4	2	1	0	2	8
11/22	at Pacific	1-1	15	1-6	0-1	0-0	5	3	0	2	0	0	2
11/28	at Bowling Green	1-0	25	1-4	0-0	0-0	7	2	1	2	0	0	2
12/1	at Loyola Maryland	1-1	35	4-10	0-0	2-3	5	1	0	5	1	2	10
12/4	vs. Tennessee St.	1-1	27	5-8	0-1	5-8	6	4	0	3	1	0	15
12/11	vs. Illinois St.	1-1	37	6-10	0-0	1-3	9	4	1	1	0	1	13
12/13	vs. Northern Illinois	1-1	26	4-6	0-0	1-3	4	4	1	6	0	0	9
12/16	at IUPUI	1-1	33	2-4	0-0	0-0	9	2	3	3	2	1	4
12/21	at Iowa State	1-1	34	4-13	0-1	3-3	11	3	3	3	0	3	11
12/22	at Drake	1-1	32	5-12	0-2	3-5	7	3	2	2	0	3	13
12/30	at Grand Canyon	1-1	35	6-12	0-1	4-6	9	4	1	2	0	1	16
1/1	at New Mexico State	1-1	33	2-5	0-2	1-2	7	4	1	2	0	0	5
1/6	vs. Seattle	1-1	20	3-8	1-2	2-3	6	5	2	0	2	1	9
1/8	vs. California Baptist	DNP											
1/13	at UTRGV	1-1	31	6-11	0-1	1-4	5	4	2	6	0	1	13
1/15	at Lamar	1-1	40	5-7	0-0	3-7	10	1	0	0	2	1	13
1/27	vs. Utah Valley	1-1	36	7-13	0-1	3-6	1	3	4	1	0	2	17
1/29	vs. Dixie State	1-1	37	7-13	0-0	3-3	7	3	2	2	2	3	17
2/2	at Abilene Christian	1-1	36	7-7	0-0	4-9	10	4	3	4	2	0	18
2/5	at Tarleton	1-1	34	1-5	0-0	1-5	15	4	5	1	1	1	3
2/10	vs. Stephen F. Austin	1-1	30	5-9	0-0	3-4	6	2	0	5	0	1	13
2/12	vs. Sam Houston	1-1	21	2-3	1-1	2-2	6	3	2	2	0	0	7
2/16	at Stephen F. Austin	1-1	29	4-8	0-0	3-5	7	4	3	5	0	1	11
2/19	vs. Tarleton	1-1	24	2-7	0-0	4-8	2	3	1	3	0	1	8
2/23	vs. Grand Canyon	1-1	17	3-9	1-1	3-5	5	2	0	2	0	3	10
2/26	vs. New Mexico St.	DNP											
3/3	at California Baptist	DNP											
3/5	at Seattle University												

COREYOUN RUSHIN'S CAREER STATISTICS

Southern Idaho

Year	G-GS	MIN-Avg	FGM-A%	3PM-A%	FTM-A%	OR-DR-TOT/AVG	PF-DQ	A	TO	BL	ST	PTS-Avg
2018-19	32-29	739-23.1	124-199/.623	8-18/.444	46-98/.469	85-149-234/7.3	75-3	52	65	20	29	303-9.4

Idaho State

Year	G-GS	MIN-Avg	FGM-A%	3PM-A%	FTM-A%	OR-DR-TOT/AVG	PF-DQ	A	TO	BL	ST	PTS-Avg
2019-20	29-8	559-19.3	53-116/.457	2-18/.111	6-20/.300	34-58-92/3.2	61-2	44	44	7	20	114-3.9

Chicago State University

Year	G-GS	MIN-Avg	FGM-A%	3PM-A%	FTM-A%	OR-DR-TOT/AVG	PF-DQ	A	TO	BL	ST	PTS-Avg
2020-21	2-2	75-37.7	10-17/.588	0-2/.000	5-6/.833	4-13-17/8.5	5-0	4	9	0	2	25-12.5
2021-22	27-26	812-30.1	106-225/.471	4-20/.200	56-103/.544	70-122-192/7.1	84-1	42	72	18	31	272-10.1
Totals	29-28	887-30.6	116-242/.479	4-22/.182	61-109/.560	74-135-209/7.2	89-1	46	81	18	33	297-10.2



FINAL SCORE

77 72

The Chicago State men's basketball team tipped off the Gerald Gillion era with a 77-72 win over the St. Thomas Tommies at the Jones Convocation Center, snapping a 28-game losing streak dating back to December 2019. It was the Cougars first action in nearly a year, last playing Dec. 20, 2020, in a nine-game, COVID-shortened 2020-21 season.

"For me, it's really big because it's our first win, my first win," Gillion said. "This is a really great moment, but now we have to focus on the next one. We were down by eight and those guys just kept chipping away. Coreyoun Rushin did a great job of keeping the guys together, just leaning on them and fighting, and fighting and that's what I'm most proud of."

The Cougars Brandon Betson led all scorers with 22 points, converting four of six from beyond the three-point arc, while CSU had five scorers in double figures, including Jahsean Corbett with 14, Coreyoun Rushin and Kedrick Green with 11, and J.J. Harris with 10.

The Cougars jumped out front early before St. Thomas went on a 10-2 run and gained it's first lead of the game, 12-10. At that point, CSU went on a run of its own, Betson, Dominique Alexander and Green made three pointers along with layups by Favour Chukwukelu and Jahsean Corbett and the Cougars lead was 11, 23-12. The Cougars went on a five-minute scoring drought and St. Thomas clawed back with a 14-0 run to take a 30-28 lead. Betson scored the next five points for Chicago State and a Tommies layup ended the first half with the Cougars leading 33-32.

Corbett started the second half the same same way he started the game, nailing a three and Chicago State went on a 7-2 run following a St. Thomas three pointer and the Cougars led 42-37 with 16:42 remaining to play. The two teams then combined to convert six of seven shots, three apiece, and CSU maintained its five-point advantage, 49-44. At that point, St. Thomas got hot from beyond the three-point arc, making three in a row to take a 53-51 lead with 11:18 left in the game. Chicago State tied the contest on a Coreyoun Rushin dunk at 53-53, then the Tommies scored five consecutive points, the exchanged buckets until a Betson three brought the Cougars to within one, 59-58, with 8:03 remaining. St. Thomas responded with a 7-0 run and the Tommies had its largest lead of the game, 66-58. The Cougars responded with a Corbett three and a pair of Kedrick Green free throws to cut the lead to three, 66-63. Following a Tommies three, the Cougars put together an 8-0 run, capped by a layup and free throw by Coreyoun Rushin to tie the game 69-69, and a J.J. Harris bucket for a Cougars 71-69 lead with 2:14 left to play. St. Thomas immediately responded with a three for a short-lived one-point lead, 72-71, but the Cougars put on the defensive clamps and scored the last six points of the game, four coming from the charity stripe and Chicago State earned the five-point victory.

St. Thomas (MN) (0-1,0-0 Summit League) -vs- Chicago St. (1-0,0-0 WAC)
11/09/21 at Emil and Patricia Jones Convocation Center, Chicago, IL

Date: 11/09/21
Time: 7:00 PM
Attendance: 300
Site: Emil and Patricia Jones Convocation Center, Chicago, IL
Referees: Tom O'Neil, Mike O'Neil, Eric Anderson

Score By Period	1	2	Total
St. Thomas (MN)	32	40	72
Chicago St.	33	44	77

St. Thomas (MN) 72

#	Player	GS	MIN	FG	3PT	FT	ORB-DRB	REB	PF	A	TO	BLK	STL	PTS
05	Bjorklund,Parker	*	32	8-11	1-1	2-3	2-7	9	5	2	1	0	0	19
10	Miller,Riley	*	36	5-12	3-9	1-2	0-1	1	2	5	0	0	1	14
04	Nelson,Anders	*	28	4-15	1-5	4-4	0-5	5	1	4	3	0	0	13
24	Lindberg,Ryan	*	34	2-4	2-4	0-0	0-1	1	1	3	1	0	0	6
22	Hedstrom,Burt	*	18	1-5	1-2	0-0	1-2	3	4	0	0	0	0	3
31	Allen,Brooks		23	4-6	4-6	0-0	1-1	2	0	1	1	0	0	12
02	Nau,Ben		15	2-6	1-4	0-0	0-2	2	1	2	1	0	0	5
23	Engels,Will		7	0-1	0-1	0-0	0-1	1	1	0	0	0	0	0
01	Cunningham,Kevin		5	0-0	0-0	0-0	0-2	2	0	0	0	0	0	0
03	Theisen,Zach		2	0-0	0-0	0-0	0-0	0	0	0	0	0	0	0
32	Martinelli,Dom		0+	0-0	0-0	0-0	0-0	0	0	0	0	0	0	0
TM	TEAM		0	0-0	0-0	0-0	3-4	7	0	0	3	0	0	0
	Totals	-	200	26-60	13-32	7-9	7-26	33	15	17	10	0	1	72

Team Summary	FG	3PT	FT
First Half	11-33 33.33 %	4-17 23.53 %	6-6 100.00 %
Second Half	15-27 55.56 %	9-15 60.00 %	1-3 33.33 %
Total	26-60 43.3 %	13-32 40.6 %	7-9 77.8 %

Technical Fouls: none Second Chance Points: 14 Scores Tied: 5 times(s) Points In the Paint: 24 Fast Break Points: 11
Lead Changed: 8 times(s) Points off Turnovers: 4 Bench Points: 17 Largest Lead: 0 0

Chicago St. 77

#	Player	GS	MIN	FG	3PT	FT	ORB-DRB	REB	PF	A	TO	BLK	STL	PTS
11	Betson,Brandon	*	35	8-14	4-6	2-2	0-2	2	0	4	1	0	1	22
24	Corbett,Jahsean	*	25	5-8	2-4	2-4	1-7	8	2	0	1	0	1	14
15	Rushin,Coreyoun	*	33	5-10	0-1	1-1	2-4	6	1	2	0	3	2	11
21	Green,Kedrick	*	20	3-9	2-4	3-4	0-1	1	3	0	1	0	0	11
03	Johnson,Bryce	*	21	0-2	0-2	0-0	0-4	4	0	1	0	0	0	0
00	Harris,Jameon "J.J."		18	4-6	2-3	0-0	1-1	2	2	1	0	0	1	10
05	Chukwukelu,Favour		14	2-3	0-1	0-0	0-1	1	3	0	0	0	0	4
02	Alexander,Dominique		11	1-1	1-1	0-0	0-1	1	2	0	0	0	1	3
25	Bigirumwami,Noah		10	1-3	0-1	0-0	0-3	3	3	2	2	0	0	2
22	Bayi Ba Mendeng,Teddy		10	0-1	0-1	0-2	0-3	3	2	0	1	0	0	0
01	Lewis,Andrew		3	0-0	0-0	0-0	0-0	0	1	0	0	0	0	0
TM	TEAM		0	0-0	0-0	0-0	0-2	2	0	0	2	0	0	0
	Totals	-	200	29-57	11-24	8-13	4-29	33	19	10	8	3	6	77

Team Summary	FG	3PT	FT
First Half	13-27 48.15 %	7-14 50.00 %	0-2 0.00 %
Second Half	16-30 53.33 %	4-10 40.00 %	8-11 72.73 %
Total	29-57 50.9 %	11-24 45.8 %	8-13 61.5 %

Technical Fouls: none Second Chance Points: 7 Scores Tied: 5 times(s) Points In the Paint: 30 Fast Break Points: 7
Lead Changed: 8 times(s) Points off Turnovers: 13 Bench Points: 19 Largest Lead: 0 0



The Chicago State men's basketball team beat SIUE 67-56 Friday night at the Jones Convocation Center in Chicago. Freshman Bryce Johnson scored 17 second-half points to key the win and help the Cougars to its first two-game win streak over Division I opponents since the 2014-15 season (Feb. 26 vs. GCU, W, 74-70; Feb. 28 vs. Utah Valley, 65-44).

"It feels real good, but like I said, we have to focus on the next one," head coach Gerald Gillion said. "Bryce Johnson is a player. If you give him shots, he's going to hit them but it's so much more than his game today. He's got to keep playing, keep improving. He's a big-time freshman, like the rest of our freshmen."

One of those freshmen, Kedrick Green helped CSU jump out to an early 8-6 lead, scoring the game's first points, a three pointer, followed by a layup before Brandon Betson chipped in with a three of his own.

SIUE's Ray'Sean Taylor's second three gave SIUE its first lead, 9-6, before Chicago State went on an 11-3 run to go up 17-12 with 11:07 remaining in the first half. Teddy Bayi Ba Mandeng scored on a driving layup and made a couple free throws while Betson converted a pair of layups and Coreyoun Ruhsin also added a layup and free throw during the run.

SIUE chipped away and tied the game 19-19 on a Shaun Doss, Jr., three-point field goal before Bayi Ba Mandeng made a dunk and layup to put CSU back up while Noah Bigirumwami and Andrew Lewis both cracked the scoring column with jumpers and Green capped the scoring with a second effort layup and Chicago State went into the locker room at halftime leading 27-23.

The Cougars from SIUE dominated the early minutes of the second half and jumped out to a 7-0 run before Rushin stopped the run with a jumper but SIUE led 30-29 with 16:26 remaining in the game.

Then, Chicago State freshman Bryce Johnson took over, scoring 12 points during a 15-6 CSU run. Johnson nailed a three, his first collegiate points, then a traditional three with a layup and free throw, then another pair of three-point field goals and CSU led 44-36.

SIUE countered with a 4-0 run to pull within four, 44-40, before Betson scored on a layup and a long three following two Andrew Lewis free throws and CSU was up five, 51-46, with 5:42 left to play.

The game turned into free throw contest at that point, with both teams scoring 13 of the next 19 points from the charity stripe but Betson, Lewis and Rushin each scored jumpers and CSU led 59-53 with 2:23 to play. Then, Bryce Johnson struck again, hitting a three to extend the lead to nine with a minute and a half remaining. Green converted a free throw and Lewis two and the lead ballooned to 12 with under a minute to play for the eventual 11-point victory.

Official Basketball Box Score -- Game Totals -- Final Statistics
SIUE vs Chicago State
11/12/21 7:00 PM CT at Chicago, IL

SIUE 56 • 0-2

#	Player	Total		3-Ptr		Rebounds			PF	TP	A	TO	Blk	Stl	Min
		FG-FGA	FG-FGA	FT-FTA	Off	Def	Tot								
03	Taylor,Ray'Sean	* 5-12	2-8	9-11	1	5	6	2	21	0	3	0	4	40	
04	Wright,Shamar	* 3-9	1-6	4-6	1	2	3	3	11	1	1	0	0	26	
11	Carter,Courtney	* 1-9	0-4	2-2	1	3	4	3	4	1	1	0	2	36	
21	Doss Jr.,Shaun	* 3-11	1-5	3-8	4	3	7	2	10	3	0	0	3	26	
55	Wright,Lamar	* 2-5	0-0	3-5	2	2	4	4	7	0	3	0	0	22	
00	Butler,Zane	0-3	0-2	0-0	1	0	1	0	0	0	0	0	1	12	
02	Polk,Desmond	0-3	0-3	0-0	0	1	1	2	0	0	0	1	0	11	
05	Curtis,Carlos	0-1	0-0	0-0	0	1	1	0	0	1	1	0	0	4	
12	Kurtas,Jonathan	0-1	0-0	0-0	1	0	1	5	0	0	1	1	0	6	
22	Matas,Michael	0-0	0-0	3-5	0	1	1	4	3	0	3	0	0	17	
Team					1	1	2								
Totals		14-54	4-28	24-37	12	19	31	25	56	6	13	2	10	200	

FG % 1st Half: 6-23 26.1%	2nd half: 8-31 25.8%	Game: 14-54 25.9%	Deadball Rebounds 8,2
3FG % 1st Half: 3-14 21.4%	2nd half: 1-14 7.1%	Game: 4-28 14.3%	
FT % 1st Half: 8-14 57.1%	2nd half: 16-23 69.6%	Game: 24-37 64.9%	


Chicago State 67 • 2-0

#	Player	Total		3-Ptr		Rebounds			PF	TP	A	TO	Blk	Stl	Min
		FG-FGA	FG-FGA	FT-FTA	Off	Def	Tot								
03	Johnson,Bryce	* 5-7	4-6	3-3	1	1	2	2	17	0	2	1	0	25	
11	Betson,Brandon	* 7-15	2-5	2-2	3	1	4	3	18	0	2	0	2	33	
15	Rushin,Coreyoun	* 3-6	0-0	1-4	2	8	10	4	7	0	3	1	1	31	
21	Green,Kedrick	* 3-11	1-3	1-4	2	4	6	3	8	7	5	0	0	28	
24	Corbett,Jahsean	* 0-1	0-1	0-0	1	3	4	5	0	2	2	1	0	15	
00	Harris,Jameon "J.J."	0-1	0-1	0-0	0	5	5	1	0	0	2	0	0	7	
01	Lewis,Andrew	2-8	0-3	5-7	2	5	7	3	9	1	1	0	1	25	
02	Alexander,Dominique	0-1	0-1	0-0	0	1	1	0	0	1	1	0	0	11	
05	Chukwukelu,Favour	0-1	0-1	0-0	0	0	0	0	0	0	1	0	0	5	
22	Bayi Ba Mandeng,Tedd	2-2	0-0	2-2	0	1	1	4	6	0	1	0	0	12	
25	Bigirumwami,Noah	1-1	0-0	0-2	2	2	4	3	2	0	2	0	0	8	
Team					2	2	4								
Totals		23-54	7-21	14-24	15	33	48	28	67	11	22	3	4	200	

FG % 1st Half: 11-29 37.9%	2nd half: 12-25 48.0%	Game: 23-54 42.6%	Deadball Rebounds 4,1
3FG % 1st Half: 2-12 16.7%	2nd half: 5-9 55.6%	Game: 7-21 33.3%	
FT % 1st Half: 3-8 37.5%	2nd half: 11-16 68.8%	Game: 14-24 58.3%	

Officials:
 Technical fouls: SIUE-None. Chicago State-Green,Kedrick.
 Attendance:

Score by periods	1st	2nd	Total
SIUE	23	33	56
Chicago State	27	40	67



The Chicago State men's basketball team ran into a buzzsaw at Gentile Arena Tuesday night, dropping a 92-56 decision to the Loyola Ramblers. Turnovers hurt the Cougars, committing 26 for the game while only committing eight in the opener versus St. Thomas and 22 against SIUE. Loyola led from wire to wire, shooting 56.9 percent from the floor, including 11-23 (47.8) from beyond the three-point arc. Loyola also scored 38 points off CSU turnovers.

Loyola jumped out to an early 8-2 lead, partly to three CSU turnovers leading to Ramblers layups. Jahsean Corbett settled the run, converting a long three to cut the lead to four, 11-7, but CSU turnovers would be a theme in the first half, giving up 17 leading to 27 Ramblers points.

At the 7:58 mark, Loyola broke the game open with a 17-3 run over the next 4:30, extending a 24-15 lead to 39-18 with 3:32 remaining in the first half. The Ramblers closed the half with a 7-4 run, four coming from the charity stripe and went into the locker room at halftime leading 46-22.

Loyola came out of the locker room after halftime and posted a 9-0 run to extend the lead to 33, 55-22, before Brandon Betson hit a three to briefly slow the surge. Betson, who was just named the Western Athletic Conference Men's Basketball Player of the Week Monday, was a bright spot for the Cougars. He scored 21 points on 7-of-12 shooting, which included 4-of-7 from three-point range.

Coreyoun Rushin led the Cougars with nine rebounds while Betson also led the team with four assists.

Chicago State (2-1) -vs- Loyola Chicago (3-0)
11/16/21 at Gentile Arena - Chicago, Ill.

Date: 11/16/21
Time: 7 p.m.
Attendance: 2,637
Site: Gentile Arena - Chicago, Ill.
Referees: Gene Grimshaw, Steve Honacki, Chris Fuller

Score By Period	1	2	Total
Chicago State	22	34	56
Loyola Chicago	46	46	92

Chicago State 56

#	Player	GS	MIN	FG	3PT	FT	ORB-DRB	REB	PF	A	TO	BLK	STL	PTS
11	Betson, Brandon	*	37	7-12	4-7	3-4	0-2	2	1	4	5	0	1	21
15	Rushin, Coreyoun	*	27	3-10	1-5	0-0	2-7	9	3	1	5	1	1	7
24	Corbett, Jahsean	*	31	2-4	1-2	0-0	0-6	6	4	1	1	0	0	5
01	Lewis, Andrew	*	17	2-5	1-1	0-0	0-1	1	1	2	1	0	1	5
03	Johnson, Bryce	*	14	1-3	0-1	0-0	2-0	2	0	0	0	1	0	2
02	Alexander, Dominique		21	4-9	2-2	0-0	2-2	4	1	3	3	0	0	10
00	Harris, Jameon		13	2-6	1-4	0-2	0-1	1	2	2	1	0	0	5
25	Bigirumwami, Noah		8	0-0	0-0	1-2	2-0	2	4	0	3	0	0	1
21	Green, Kedrick		17	0-2	0-2	0-0	0-2	2	1	0	6	0	1	0
22	Bayi Ba Mendeng, Tedd		7	0-0	0-0	0-0	0-0	0	0	0	0	1	0	0
05	Chukwukelu, Favour		5	0-1	0-1	0-0	0-0	0	1	0	0	1	0	0
10	Marble, Carlo		3	0-0	0-0	0-0	0-1	1	0	0	0	0	0	0
TM	TEAM		0	0-0	0-0	0-0	2-0	2	0	0	1	0	0	0
Totals		-	200	21-52	10-25	4-8	10-22	32	18	13	26	4	4	56

Team Summary	FG	3PT	FT
First Half	8-20 40.00 %	4-9 44.44 %	2-2 100.00 %
Second Half	13-32 40.63 %	6-16 37.50 %	2-6 33.33 %
Total	21-52 40.4 %	10-25 40.0 %	4-8 50.0 %

Technical Fouls: none Second Chance Points: 1 Scores Tied: 0 times(s) Points in the Paint: 16 Fast Break Points: 4
Lead Changed: 0 times(s) Points off Turnovers: 5 Bench Points: 16 Largest Lead: 0 0

Loyola Chicago 92

#	Player	GS	MIN	FG	3PT	FT	ORB-DRB	REB	PF	A	TO	BLK	STL	PTS
22	Hutson, Jacob	*	17	7-9	0-0	1-3	1-1	2	0	0	0	0	0	15
30	Uguak, Aher	*	20	5-6	2-2	2-2	1-0	1	0	3	0	0	0	14
12	Kennedy, Marquise	*	21	4-6	0-1	0-0	0-3	3	2	1	3	1	2	8
01	Williamson, Lucas	*	19	2-3	2-3	1-2	0-3	3	1	5	0	1	2	7
04	Norris, Braden	*	25	2-6	1-4	0-0	0-2	2	2	4	0	0	1	5
13	Schwieger, Ryan		22	5-6	4-5	8-8	0-2	2	1	3	1	1	1	22
00	Thomas, Saint		17	1-5	1-5	3-4	0-3	3	1	2	1	0	0	6
23	Knight, Chris		6	3-4	0-0	0-1	1-0	1	5	0	3	0	0	6
24	Hall, Tate		16	2-5	1-1	0-0	3-4	7	2	1	1	0	0	5
10	Welch, Tom		17	2-3	0-0	0-0	0-3	3	0	0	0	1	0	4
05	Clemons, Keith		9	0-2	0-1	0-0	0-0	0	1	2	1	0	2	0
02	Johnson, Ty		6	0-2	0-0	0-0	0-1	1	0	0	1	0	1	0
45	Alcock, Will		5	0-1	0-1	0-0	1-0	1	0	1	0	0	0	0
TM	TEAM		0	0-0	0-0	0-0	0-1	1	0	0	1	0	0	0
Totals		-	200	33-58	11-23	15-20	7-23	30	15	22	12	4	9	92

Team Summary	FG	3PT	FT
First Half	18-32 56.25 %	5-12 41.67 %	5-7 71.43 %
Second Half	15-26 57.69 %	6-11 54.55 %	10-13 76.92 %
Total	33-58 56.9 %	11-23 47.8 %	15-20 75.0 %

Technical Fouls: none Second Chance Points: 10 Scores Tied: 0 times(s) Points in the Paint: 44 Fast Break Points: 6
Lead Changed: 0 times(s) Points off Turnovers: 38 Bench Points: 43 Largest Lead: 42 2nd-11:28



The Chicago State men's basketball team dropped the first game of their two-game California road trip, losing to the University of California Santa Barbara 81-50 Saturday afternoon at The Thunderdome in Santa Barbara.

A decisive 16-0 UCSB run at the outset of the game and cold shooting throughout, left the Cougars playing catch up for the duration of the game.

Chicago State scored the first points of the contest, a three pointer from Kedrick Green, before the 16-0 Gauchos run. CSU converted just nine of 32 first half field-goal attempts (28.1 percent), including 2-of-11 from beyond the three-point arc (18.2). Overall, the numbers remained the same, hitting 18-of-83 shots overall (28.6) and 6-of-25 from beyond the three-point arc (24.0).

As he did in the first three games, Brandon Betson led the Cougars in scoring, converting 4-of-12 field goals (33.3), including 1-6 from three (16.7) for 11 points. Coreyoun Rushin led the team in rebounds for the third time this season, with seven

Rushin stopped the initial run with a driving layup and UCSB led 16-5 with 13:12 remaining in the first half. UCSB responded with a 6-0 run to go up 17 points leading to a timeout. Out of the break, J.J. Harris hit a jumper before another UCSB run of five points and the Gauchos led 22-7 near the midway mark of the first half.

Following a pair of UCSB free throws, Betson scored his first points of the game, converting on consecutive possessions and a Rushin layup made for a modest 6-0 Cougars run and cut the lead to 14, 27-13, with 6:51 remaining in the half.

The Gauchos again countered with a run of its own, 6-0 and, following a Teddy Bayi Ba Mandeng layup, UCSB hit a three-point field goal for their largest lead of the game, 21 points, 36-15.

Bayi Ba Mandeng scored again, kicking off a modest 7-2 run to end the half as Bryce Johnson got into the act with a three and Betson ended the first 20 minutes with a pair of free throws with no timing remaining on the clock. The teams went into the locker room at halftime with the Gauchos in command, 38-22.

The teams exchanged baskets at the start of the second half before UCSB quietly went on an 11-2 run to extend the lead to 26, and the game would remain in that range for the remainder of the contest.

Chicago St. (2-2,0-0 WAC) -vs- UC Santa Barbara (2-1,0-0 Big West)
11/20/21 at The Thunderdome, Isla Vista, CA

Date: 11/20/21
Time: 1:00 PM
Attendance: 824
Site: The Thunderdome, Isla Vista, CA
Referees: Justin Shamion, Jeremy Dente, Ian Caldwell

Score By Period	1	2	Total
Chicago St.	22	28	50
UC Santa Barbara	38	43	81

Chicago St. 50

#	Player	GS	MIN	FG	3PT	FT	ORB-DRB	REB	PF	A	TO	BLK	STL	PTS
11	Betson, Brandon	*	35	4-12	1-6	2-2	1-0	1	2	3	6	0	1	11
15	Rushin, Coreyoun	*	33	3-10	0-0	2-4	3-4	7	4	2	1	0	2	8
21	Green, Kedrick	*	15	3-9	2-6	0-1	1-2	3	4	2	0	0	0	8
24	Corbett, Jahsean	*	29	1-4	1-3	1-2	2-4	6	2	0	1	2	0	4
03	Johnson, Bryce	*	21	1-9	1-4	0-0	2-0	2	3	0	0	0	0	3
22	Bayi Ba Mendeng, Teddy		16	3-7	0-0	0-0	1-4	5	3	1	2	0	1	6
02	Alexander, Dominique		24	1-6	0-2	2-2	1-1	2	1	2	0	0	4	4
05	Chukwukelu, Favour		3	1-1	1-1	0-0	0-0	0	0	0	0	0	0	3
00	Harris, Jameon		7	1-2	0-1	0-0	0-0	0	2	0	2	0	0	2
25	Bigirumwami, Noah		15	0-2	0-1	1-2	1-1	2	2	1	2	0	0	1
01	Lewis, Andrew		2	0-1	0-1	0-0	0-0	0	0	0	0	0	0	0
TM	TEAM		0	0-0	0-0	0-0	3-0	3	0	0	0	0	0	0
	Totals		-	200	18-63	6-25	8-13	15-16	31	23	11	14	2	8 50

Team Summary	FG	3PT	FT
First Half	9-32 28.13 %	2-11 18.18 %	2-3 66.67 %
Second Half	9-31 29.03 %	4-14 28.57 %	6-10 60.00 %
Total	18-63 28.6 %	6-25 24.0 %	8-13 61.5 %

Technical Fouls: none Second Chance Points: 3 Scores Tied: 0 times(s) Points In the Paint: 20 Fast Break Points: 1
Lead Changed: 1 times(s) Points off Turnovers: 11 Bench Points: 16 Largest Lead: 0 0

UC Santa Barbara 81

#	Player	GS	MIN	FG	3PT	FT	ORB-DRB	REB	PF	A	TO	BLK	STL	PTS
12	Sow, Amadou	*	23	5-6	1-1	2-2	1-3	4	3	2	1	1	1	13
10	Wishart, Calvin	*	25	4-5	2-3	2-2	1-2	3	1	3	3	0	3	12
05	Norris, Miles	*	22	4-9	0-3	2-2	1-5	6	1	0	2	2	1	10
03	Sanni, Ajare	*	18	2-5	1-3	5-7	0-5	5	1	2	0	0	0	10
02	Pierre-Louis, Josh	*	27	3-6	0-1	1-2	1-2	3	3	6	2	0	1	7
13	Mitchell, Ajay		25	3-3	2-2	2-2	0-3	3	2	4	3	0	1	10
04	Anderson, Cole		10	1-4	1-3	2-2	0-2	2	1	0	0	0	0	5
14	Kukic, Jakov		5	2-4	1-1	0-0	0-0	0	0	0	0	0	0	5
24	Idehen, Robinson		16	1-2	0-0	1-2	2-2	4	3	0	3	5	0	3
00	Tour?, Sekou		11	0-1	0-1	3-4	0-4	4	0	0	0	0	1	3
23	Bland, Ariel		3	1-2	0-0	0-0	1-1	2	0	1	0	1	0	2
01	Nagle, Jay		15	0-1	0-0	1-2	0-4	4	1	2	0	0	0	1
TM	TEAM		0	0-0	0-0	0-0	0-1	1	0	0	1	0	0	0
	Totals		-	200	26-48	8-18	21-27	7-34	41	16	20	15	9	8 81

Team Summary	FG	3PT	FT
First Half	12-24 50.00 %	3-10 30.00 %	11-15 73.33 %
Second Half	14-24 58.33 %	5-8 62.50 %	10-12 83.33 %
Total	26-48 54.2 %	8-18 44.4 %	21-27 77.8 %

Technical Fouls: none Second Chance Points: 6 Scores Tied: 0 times(s) Points In the Paint: 32 Fast Break Points: 18
Lead Changed: 1 times(s) Points off Turnovers: 14 Bench Points: 29 Largest Lead: 0 0



The Chicago State men's basketball team lost to Pacific 74-58 Monday night at the Alex G. Spanos Center in Stockton, California, completing the second game of their two-game West Coast road trip, dropping an 81-50 decision to UCSB Saturday afternoon in Santa Barbara.

Chicago St. (2-3,0-0 WAC) -vs- Pacific (3-3,0-0 WCC)
11/22/21 at Alex G. Spanos Center, Stockton, CA

Date: 11/22/21
Time: 7:00 PM
Attendance: 173
Site: Alex G. Spanos Center, Stockton, CA
Referees: Dennis Flannery, Ken Ditty, Toby Doolittle

Score By Period	1	2	Total
Chicago St.	12	46	58
Pacific	33	41	74

Both teams started slowly at the beginning of the contest as neither team converted a field goal for the first 5:12 of the game before the Tigers scored to go along with three early free throws to jump out 5-0.

The Cougars were 0-of-8 from the field before Brandon Betson made a three to stop a 7-0 Tigers run and stop a 7:49 scoreless streak but the Cougars trailed 7-3 with 12:11 remaining.

At that point, Pacific went on a 9-0 run to extend the lead to 13 before Jahsean Corbett scored on a layup and the Pacific lead was 16-5. Pacific extended the lead to 22-5 with a 6-0 run for a 17-point lead which ballooned to 33-12 halftime lead.

Chicago State shot just 4-of-28 in the first half (14.9 percent) including 1-of-12 from beyond the three-point arc (8.3).

The Cougars warmed up in the second half, scoring 46 points, converting 17-of-32 from the field (53.1) including 8-of-18 from three (44.4) while Bryce Johnson accounted for 24 of those points. The Cougars leading scorer in each of CSU's previous four games, Brandon Betson, scored 14, nine of those coming in the final three minutes of the game. Betson led the team with three assists while Corbett led the team in rebounds with six.

Chicago St. 58

#	Player	GS	MIN	FG	3PT	FT	ORB-DRB	REB	PF	A	TO	BLK	STL	PTS
03	Johnson,Bryce	*	28	8-13	5-9	3-4	1-4	5	3	1	1	0	0	24
24	Corbett,Jahsean	*	30	6-11	2-4	1-1	1-5	6	1	0	1	0	1	15
11	Betson,Brandon	*	34	5-9	2-5	2-2	0-2	2	2	3	1	0	1	14
21	Green,Kedrick	*	23	1-6	0-3	1-2	0-4	4	2	2	1	0	2	3
15	Rushin,Coreyoun	*	15	1-6	0-1	0-0	3-2	5	3	0	2	0	0	2
22	Bayi Ba Mendeng,Teddy		21	0-2	0-1	0-0	0-1	1	2	0	1	0	0	0
02	Alexander,Dominique		11	0-6	0-2	0-0	1-0	1	0	0	2	0	0	0
25	Bigirumwami,Noah		11	0-0	0-0	0-0	0-1	1	3	0	1	0	0	0
00	Harris,Jameon		10	0-3	0-2	0-0	1-0	1	1	2	3	0	1	0
01	Lewis,Andrew		8	0-3	0-2	0-0	1-0	1	0	0	1	0	0	0
10	Marble,Carlo		6	0-1	0-1	0-0	0-0	0	0	0	0	0	0	0
05	Chukwukelu,Favour		3	0-0	0-0	0-0	1-0	1	0	0	0	0	0	0
TM	TEAM		0	0-0	0-0	0-0	0-2	2	0	0	0	0	0	0
Totals			-	200	21-60	9-30	7-9	9-21	30	17	8	14	0	5

Team Summary	FG	3PT	FT
First Half	4-28 14.29 %	1-12 8.33 %	3-3 100.00 %
Second Half	17-32 53.13 %	8-18 44.44 %	4-6 66.67 %
Total	21-60 35.0 %	9-30 30.0 %	7-9 77.8 %

Technical Fouls: none Second Chance Points: 0 Scores Tied: 0 times(s) Points in the Paint: 24 Fast Break Points: 3
Lead Changed: 0 times(s) Points off Turnovers: 9 Bench Points: 0 Largest Lead: 0 0

Pacific 74

#	Player	GS	MIN	FG	3PT	FT	ORB-DRB	REB	PF	A	TO	BLK	STL	PTS
21	Avdalovic,Luke	*	25	5-6	2-3	0-0	0-3	3	0	2	1	0	0	12
03	Crockrell II,Pierre	*	33	5-7	0-0	0-2	0-4	4	0	7	1	0	1	10
10	Anderson,Alphonso	*	26	4-12	1-5	1-3	2-5	7	1	3	4	0	0	10
13	Bailey,Jeremiah	*	28	2-6	2-4	0-0	1-5	6	2	0	0	0	1	6
15	Freeman,Sam	*	13	1-2	0-0	2-2	1-1	2	3	0	1	0	0	4
01	Bell,Jordan		26	4-8	1-5	3-3	2-7	9	2	1	2	1	1	12
25	Blake,Nick		17	3-5	2-3	0-0	0-3	3	1	1	1	1	0	8
02	Brown,Jalen		5	2-2	2-2	2-2	0-0	0	1	0	1	0	0	8
00	Wilson-Rouse,Khaleb		10	1-3	0-1	0-0	0-0	0	2	1	0	0	0	2
11	Byers,Jaden		9	1-2	0-0	0-0	0-0	0	0	0	0	0	0	2
24	Outlaw,Greg		4	0-0	0-0	0-2	0-0	0	2	1	1	0	0	0
50	Olivera,Gabe		3	0-0	0-0	0-0	0-0	0	3	1	2	0	0	0
14	Edwards,Greydon		1	0-1	0-1	0-0	0-0	0	0	0	0	0	0	0
TM	TEAM		0	0-0	0-0	0-0	1-1	2	0	0	1	0	0	0
Totals			-	200	28-54	10-24	8-14	7-29	36	17	17	15	2	3

Team Summary	FG	3PT	FT
First Half	13-29 44.83 %	4-13 30.77 %	3-7 42.86 %
Second Half	15-25 60.00 %	6-11 54.55 %	5-7 71.43 %
Total	28-54 51.9 %	10-24 41.7 %	8-14 57.1 %

Technical Fouls: none Second Chance Points: 6 Scores Tied: 0 times(s) Points in the Paint: 26 Fast Break Points: 4
Lead Changed: 0 times(s) Points off Turnovers: 12 Bench Points: 32 Largest Lead: 0 0



The Chicago State men's basketball team dropped a 75-57 loss to Bowling Green Sunday afternoon at the Stroh Center in Bowling Green, Ohio. The Cougars shot just 20 percent and had 15 turnovers in the first half leaving them to play catch up in their fourth consecutive road game.

Brandon Betson scored 17 points to lead CSU while freshman Jahsean Corbett added a season and career-high 16 in the loss.

Both teams started cold from the field to start the game as it was just 6-2 at the first media time out. The Cougars made just one of their first seven shots (14.2 percent) while the Falcons were 2-for-9 (22 percent) and led with a three pointer and free throw. The drought extended to a 1-for-12 start for Chicago State (8.3 percent) before Andrew Lewis scored on a layup to stop the skid and it was 12-5 Falcons with 11:37 to go in the first half.

Coreyoun Rushin and Bryce Johnson each scored and Bowling Green led by eight, 17-9, with 6:34 remaining before heading into the halftime break. The Falcons ended the half with an 11-6 run and 28-15 halftime lead and had led by as many as 16 during the first half.

Bowling Green began the half converting a three to extend its lead to the largest of the game to that point, 31-15, before the Cougars leading scorer, Brandon Betson, scored his first points of the game, a three pointer, and the Falcons led 31-18 with 19:20 remaining in the game.

Following Betson and Bryce Johnson scores for CSU, the Falcons went on a 15-4 run to lead 51-26 with 13:01 remaining in the game. Johnson scored to snap the run and, following a Bowling Green dunk, the Cougars went on an 11-0 run with two Betson three pointers, and a Corbett three and layup to cut the lead to 53-38 with 9:22 remaining in the game.

The teams exchanged scores the rest of the way and the Falcons closed out the game with an 18-point victory, 75-57.

**Chicago St. (2-4,0-0 WAC) -vs- Bowling Green (3-4,0-0 MAC)
11/28/21 at Stroh Center, Bowling Green, OH**

Date: 11/28/21
Time: 2:00 PM
Attendance: 1,314
Site: Stroh Center, Bowling Green, OH
Referees: King Whetstone, Tariq Lucas, Todd Von Sossan

Score By Period	1	2	Total
Chicago St.	15	42	57
Bowling Green	28	47	75

Chicago St. 57

#	Player	GS	MIN	FG	3PT	FT	ORB-DRB	REB	PF	A	TO	BLK	STL	PTS
11	Betson, Brandon	*	37	6-15	5-10	0-0	0-1	1	4	4	9	0	0	17
24	Corbett, Jahsean	*	31	6-13	3-6	1-2	5-8	13	4	0	4	0	0	16
03	Johnson, Bryce	*	23	2-8	0-5	3-4	2-2	4	1	0	1	1	0	7
22	Bayi Ba Mendeng, Teddy	*	25	2-6	0-0	1-2	4-5	9	1	1	2	2	0	5
00	Harris, Jameon	*	16	1-6	1-3	0-0	0-2	2	1	0	1	0	2	3
15	Rushin, Coreyoun		25	1-4	0-0	0-0	0-7	7	2	1	2	0	0	2
02	Alexander, Dominique		18	1-4	0-1	0-0	2-1	3	2	1	3	1	3	2
05	Chukwukelu, Favour		11	1-2	0-1	0-0	0-0	0	1	1	1	0	0	2
01	Lewis, Andrew		4	1-3	0-1	0-0	0-0	0	0	0	2	0	0	2
10	Marble, Carlo		10	0-2	0-1	1-2	3-0	3	4	1	0	2	1	1
TM	TEAM		0	0-0	0-0	0-0	2-1	3	0	0	0	0	0	0
	Totals		-	200	21-63	9-28	6-10	18-27	45	20	9	25	6	6

Team Summary	FG	3PT	FT
First Half	5-25 20.00 %	1-14 7.14 %	4-6 66.67 %
Second Half	16-38 42.11 %	8-14 57.14 %	2-4 50.00 %
Total	21-63 33.3 %	9-28 32.1 %	6-10 60.0 %


Technical Fouls: (1) TEAM
Lead Changed: 0 times(s)
Second Chance Points: 18
Points off Turnovers: 9
Scores Tied: 0 times(s)
Bench Points: 9
Points In the Paint: 20
Largest Lead: 0 0
Fast Break Points: 3

Bowling Green 75

#	Player	GS	MIN	FG	3PT	FT	ORB-DRB	REB	PF	A	TO	BLK	STL	PTS
20	Reece, Joe	*	25	5-9	0-0	8-11	1-4	5	3	1	1	0	0	18
25	Plowden, Daeqwon	*	32	5-12	1-2	6-7	5-5	10	1	0	1	3	0	17
11	Diggs, Trey	*	26	2-10	2-8	4-5	1-5	6	2	1	2	2	1	10
15	Curtis, Samari	*	23	3-8	2-4	0-0	0-1	1	0	3	2	1	4	8
05	Metheny, Kaden	*	27	3-11	1-3	0-0	0-2	2	1	3	1	0	4	7
32	O'Neal, Gabe		10	3-4	0-0	0-0	3-0	3	2	0	3	1	0	6
02	Fulcher, Josiah		16	2-3	1-1	0-0	0-0	0	1	3	1	0	0	5
13	Turner, Chandler		14	1-3	0-2	0-0	1-3	4	2	1	1	0	1	2
21	Kulackovskis, Matiss		5	1-2	0-1	0-0	0-1	1	0	0	1	0	0	2
01	Mills, Brenton		13	0-2	0-1	0-0	0-0	0	0	0	0	0	0	0
10	Young, Cam		8	0-2	0-0	0-0	0-1	1	3	0	1	0	1	0
12	Elsasser, Isaac		1	0-0	0-0	0-0	0-0	0	0	0	1	0	0	0
TM	TEAM		0	0-0	0-0	0-0	4-1	5	0	0	1	0	0	0
	Totals		-	200	25-66	7-22	18-23	15-23	38	15	12	16	7	11

Team Summary	FG	3PT	FT
First Half	12-31 38.71 %	3-9 33.33 %	1-5 20.00 %
Second Half	13-35 37.14 %	4-13 30.77 %	17-18 94.44 %
Total	25-66 37.9 %	7-22 31.8 %	18-23 78.3 %

Technical Fouls: none
Lead Changed: 0 times(s)
Second Chance Points: 19
Points off Turnovers: 23
Scores Tied: 0 times(s)
Bench Points: 15
Points In the Paint: 26
Largest Lead: 0 0
Fast Break Points: 11



The Chicago State men's basketball team completed a five-game road trip with a 78-64 loss to Loyola Maryland Wednesday at the Reitz Arena in Baltimore. The Cougars fall to 2-5 after winning their first two games at home to start the season.

Brandon Betson and Jahsean Corbett shared the team in scoring with 15 apiece while Favour Chukwukelu contributed 12. Corbett also led all players with 13 rebounds and Betson and Kedrick Green shared the assist lead with four.

The Cougars opened the game with a 6-2 lead on hoops by Jahsean Corbett to open the game, followed by a Kedrick Green layup. Following a Greyhounds layup, Coreyoun Rushin converted a layup for the early advantage. Loyola Maryland countered with a three-point basket and the Cougars held a one-point advantage at the first time out.

The Greyhounds converted a pair of free throws to take their first lead of the game, 7-6, before Rushin scored for CSU in what would become a back and forth first half for the first 10 minutes. Loyola's Cam Spencer scored, was fouled, and converted the free throw to put the Greyhounds up 10-8 with 13:23 remaining in the first half.

At that point, Loyola went on a 7-0 run in the next two minutes to go up 17-8 before Betson scored his first points of the night, a three pointer, and the Greyhounds were up 17-11 with 11:14 remaining in the first half.

The teams exchanged baskets, Corbett converting a layup and free throw and Green followed with a three and Greyhound lead was six, 22-16. Following a Loyola basketball, J.J. Harris converted a long three to start a 7-0 run and pull Chicago State to within three, 24-21, with 7:37 remaining.

Following a Corbett free throw, Loyola went on a 5-0 run and led 29-24 before Chukwukelu stopped the run and cut the lead to two, 29-27 closing in on the end of the first half.

Loyola closed the half with a 15-2 run in the final 3:53 to take a 13-point lead into the locker room at halftime, 42-29.

The Cougars committed 17 first-half turnovers leading to 18 Greyhounds points and the trend continued at the start of the second half as two early CSU miscues bolstered a 5-2 run and Loyola had its largest lead, 16 points, 47-31, with 17:19 remaining in the game.

Chukwukelu, who had made one three-point field goal this season coming into the game, converted his third of the night to pull CSU to within 11 at 54-34 and, following a pair of Greyhounds hoops, Betson hit his second three to cut the lead to 13, 59-46.

The teams exchanged baskets until Corbett converted a pair of free throws to cut the Greyhounds lead to 11 at 61-50 and got the lead down to 10, 74-64, following a Betson three and had the ball in hand to cut the lead to single digits but Corbett missed a three and the Greyhounds responded with a 4-0 run to close out the game.

Chicago St. (2-5,0-0 WAC) -vs- Loyola Maryland (4-4,0-0 Patriot)
12/01/21 at Reitz Arena, Baltimore, MD

Date: 12/01/21
Time: 7:00 PM
Attendance: 814
Site: Reitz Arena, Baltimore, MD
Referees: Chet Walker, Byron Taylor, Sean Campbell

Score By Period	1	2	Total
Chicago St.	29	35	64
Loyola Maryland	42	36	78

Chicago St. 64

#	Player	GS	MIN	FG	3PT	FT	ORB-DRB	REB	PF	A	TO	BLK	STL	PTS
24	Corbett, Jahsean	*	40	4-11	0-4	7-9	3-10	13	2	1	2	0	0	15
11	Betson, Brandon	*	26	5-13	3-9	2-4	0-2	2	3	4	3	0	1	15
15	Rushin, Coreyoun	*	35	4-10	0-0	2-3	4-1	5	1	0	5	1	2	10
21	Green, Kedrick	*	22	2-3	1-2	0-0	0-3	3	3	4	4	0	1	5
22	Bayi Ba Mendeng, Teddy	*	20	1-5	0-0	0-0	2-4	6	4	1	2	0	1	2
05	Chukwukelu, Favour		29	4-9	4-8	0-0	1-1	2	4	2	2	0	2	12
00	Harris, Jameon		15	1-4	1-3	0-0	0-3	3	0	1	2	0	0	3
25	Bigirumwami, Noah		8	1-2	0-1	0-0	0-1	1	3	0	0	0	0	2
10	Marble, Carlo		5	0-0	0-0	0-0	0-0	0	0	0	0	0	1	0
TM	TEAM		0	0-0	0-0	0-0	1-2	3	0	0	1	0	0	0
Totals		-	200	22-57	9-27	11-16	11-27	38	20	13	21	1	8	64

Team Summary	FG	3PT	FT
First Half	11-22 50.00 %	4-11 36.36 %	3-6 50.00 %
Second Half	11-35 31.43 %	5-16 31.25 %	8-10 80.00 %
Total	22-57 38.6 %	9-27 33.3 %	11-16 68.8 %

Technical Fouls: (1) Bigirumwami, Noah
Lead Changed: 3 times(s)
Second Chance Points: 10
Points off Turnovers: 18
Scores Tied: 1 times(s)
Bench Points: 17
Points in the Paint: 20
Largest Lead: 0 0
Fast Break Points: 8

Loyola Maryland 78

#	Player	GS	MIN	FG	3PT	FT	ORB-DRB	REB	PF	A	TO	BLK	STL	PTS
02	Andrews, Jaylin	*	38	5-11	4-6	6-6	0-6	6	2	1	1	0	1	20
25	Jones, Kenneth	*	35	3-8	1-3	8-8	0-3	3	3	7	3	0	2	15
12	Spencer, Cam	*	39	4-8	1-4	4-5	0-6	6	0	7	1	0	4	13
10	Dike, Golden	*	16	1-5	0-0	0-0	1-1	2	1	1	1	0	1	2
23	Brown III, David	*	22	0-3	0-2	0-0	0-2	2	1	0	1	0	0	0
01	Ilic, Veljko		10	5-5	0-0	0-3	1-0	1	3	1	3	0	1	10
11	Ilic, Milos		24	3-6	3-6	0-0	1-4	5	4	4	1	0	1	9
04	Faure, Alonso		14	4-8	0-0	1-2	3-3	6	2	1	3	2	0	9
00	Marshall, Nick		2	0-1	0-1	0-0	0-0	0	0	0	0	0	0	0
TM	TEAM		0	0-0	0-0	0-0	0-2	2	0	0	1	0	0	0
Totals		-	200	25-55	9-22	19-24	6-27	33	16	22	15	2	10	78

Team Summary	FG	3PT	FT
First Half	12-29 41.38 %	4-12 33.33 %	14-16 87.50 %
Second Half	13-26 50.00 %	5-10 50.00 %	5-8 62.50 %
Total	25-55 45.5 %	9-22 40.9 %	19-24 79.2 %

Technical Fouls: none
Lead Changed: 3 times(s)
Second Chance Points: 7
Points off Turnovers: 18
Scores Tied: 1 times(s)
Bench Points: 28
Points in the Paint: 28
Largest Lead: 0 0
Fast Break Points: 8



The Chicago State men's basketball team overcame Tennessee State's strong start to the second half and eventually pulled away for a 10-point win, 59-49, Saturday afternoon at the Jones Convocation Center.

Freshman Jahsean Corbett led all scorers with 17, while Coreyoun Rushin and Brandon Betson each contributed doubles figures with 15 and 12, respectively. Corbett also led the team in rebounding with eight.

Both teams shot under 30 percent in the first half and the Tigers failed to convert a three-point field goal (0-of-6) while CSU made five (5-of-17, 29%). The equalizer being Chicago State did not shoot a first-half free throw and TSU was 8-of-12 from the charity stripe.

But, after coming out of the gate cold, Tennessee State reversed that trend to start the second half, making four of their first five shots and a quick 8-0 run to turn a five-point halftime deficit into a three-point lead early in the second half. TSU extended the run to 12-1 for a 32-26 lead before Brandon Betson, Jahsean Corbett and Coreyoun Rushin scored on consecutive trips to knot the game at 32-32 with 14:28 remaining in the game.

With the win, the Cougars remain undefeated at home this season and the victory also marks the first three-game home win streak since 2018-19, when CSU won consecutive home games against East-West, Eastern Illinois and Trinity Christian.

Corbett opened the scoring in the contest, making a long three for an early Cougars lead. Tennessee State countered with their first points coming from the free throw line followed by made jumper and the Tigers led 4-3.

Coreyoun Rushin reclaimed the Cougars lead with a jumper and started a 9-1 run which saw the Cougars go from trailing by one to leading by seven, 12-5, with 10:34 remaining in the first half. Favour Chukwukelu scored, followed by a Betson three, then a Teddy Bayi Ba Mendeng layup during the run.

The teams then exchanged baskets before back-to-back threes by Betson and Chukwukelu forced a Tennessee State timeout and the Cougars extended the lead to 11, 20-9, with 7:55 to play. The Tigers battled back with a 5-0 run to pull within six, 20-14.

Dominique Alexander got into the scoring column for the Cougars with a running layup and, following a pair of Tigers free throws, Corbett nailed a long three to put Chicago State back up by nine, 25-16, before Tennessee State closed out the half with a layup and two free throws and the score at the end of the first half was 25-20 Cougars.

Following Tennessee State's hot start to start the second half, the teams exchanged baskets for the next three minutes before a Tigers 4-0 run extended their lead to 43-37. At that point, Chicago State went on a 12-2 run over nearly seven minutes, keyed by Corbett and Rushin who accounted for all the scoring, Corbett with a pair of baskets and Rushin with two hoops and four free throws and the Cougars led 50-45 with 2:24 remaining.

Chicago State extended the lead to nine following a Betson layup and Corbett three but the Tigers made a three of their own and CSU led 55-49 with 1:29 to go. The Cougars closed out the game at the line, with Betson and Alexander each making a pair from the 59-49 final.

Tennessee St. (1-6,0-0 OVC) -vs- Chicago St. (3-5,0-0 WAC)
12/04/21 at Emil and Patricia Jones Convocation Center, Chicago, IL

Date: 12/04/21
Time: 4:00 PM
Attendance: 597
Site: Emil and Patricia Jones Convocation Center, Chicago, IL
Referees: Brad Gaston, Mike O'Neill, Eric Anderson

Score By Period	1	2	Total
Tennessee St.	20	29	49
Chicago St.	25	34	59

Tennessee St. 49

#	Player	GS	MIN	FG	3PT	FT	ORB-DRB	REB	PF	A	TO	BLK	STL	PTS
11	Nicholson,Kassim	*	32	5-9	0-1	6-7	2-10	12	4	1	1	1	0	16
21	Cooper,Kenny	*	36	3-9	1-2	1-2	2-3	5	3	1	1	1	2	8
01	Fitzgerald Jr., Marcus	*	31	3-7	1-3	0-1	1-2	3	1	1	4	0	0	7
23	Dowuona,Emmanuel	*	16	2-3	0-0	1-4	3-6	9	0	0	0	0	1	5
02	Marshall, Jr., Carlos	*	31	2-11	0-3	0-0	0-2	2	1	1	0	1	0	4
20	Boyd,Dedric		19	2-5	0-1	2-2	0-0	0	3	0	3	0	0	6
14	Johnson,Shakem		16	1-5	0-0	0-0	0-2	2	1	2	1	0	0	2
44	Acosta,David		4	0-0	0-0	1-2	1-1	2	2	0	0	0	0	1
04	Brown,Christian		13	0-3	0-1	0-0	0-0	0	2	0	3	0	0	0
03	Bartholomew,Tajik		2	0-0	0-0	0-0	0-0	0	0	0	0	0	0	0
TM	TEAM		0	0-0	0-0	0-0	1-3	4	0	0	0	0	0	0
Totals		-	200	18-52	2-11	11-18	10-29	39	17	6	13	3	3	49

Team Summary	FG	3PT	FT
First Half	6-22 27.27 %	0-6 0.00 %	8-12 66.67 %
Second Half	12-30 40.00 %	2-5 40.00 %	3-6 50.00 %
Total	18-52 34.6 %	2-11 18.2 %	11-18 61.1 %

Technical Fouls: none
Lead Changed: 6 times(s)
Second Chance Points: 15
Points off Turnovers: 8
Scores Tied: 2 times(s)
Bench Points: 9
Points In the Paint: 28
Largest Lead: 0 0
Fast Break Points: 0

Chicago St. 59

#	Player	GS	MIN	FG	3PT	FT	ORB-DRB	REB	PF	A	TO	BLK	STL	PTS
24	Corbett,Jahsean	*	40	7-15	3-6	0-0	4-4	8	2	1	0	1	1	17
15	Rushin,Coreyoun	*	27	5-8	0-1	5-8	1-5	6	4	0	3	1	0	15
11	Betson,Brandon	*	40	4-17	2-9	2-2	1-4	5	1	3	4	0	2	12
05	Chukwukelu,Favour	*	27	2-6	1-4	0-1	1-3	4	2	2	2	0	0	5
22	Bayi Ba Mendeng,Teddy	*	17	2-5	0-1	0-0	2-3	5	3	0	0	0	0	4
02	Alexander,Dominique		31	2-4	0-1	2-3	1-2	3	1	3	0	0	1	6
25	Bigirumwami,Noah		13	0-2	0-1	0-0	0-2	2	3	1	0	1	0	0
00	Harris,Jameon		5	0-1	0-1	0-0	0-0	0	0	0	0	0	0	0
TM	TEAM		0	0-0	0-0	0-0	1-5	6	0	0	1	0	0	0
Totals		-	200	22-58	6-24	9-14	11-28	39	16	10	10	3	4	59

Team Summary	FG	3PT	FT
First Half	10-34 29.41 %	5-17 29.41 %	0-0 0.00 %
Second Half	12-24 50.00 %	1-7 14.29 %	9-14 64.29 %
Total	22-58 37.9 %	6-24 25.0 %	9-14 64.3 %

Technical Fouls: none
Lead Changed: 6 times(s)
Second Chance Points: 10
Points off Turnovers: 12
Scores Tied: 2 times(s)
Bench Points: 6
Points In the Paint: 28
Largest Lead: 0 0
Fast Break Points: 2



The Chicago State men's basketball team dropped an 81-71 decision to the Illinois State Redbirds Saturday afternoon at the Jones Convocation Center in Chicago. The loss was the first for the Cougars at home this season while the road win was the first for the Redbirds.

Four Cougars scored in double figures, led by Jahsean Corbett who had 17 points while Coreyoun Rushin and Favour Chukwukelu both added 13 and Brandon Betson 10. Rushin added nine rebounds to lead all players while ISU's Antonio Reeves led all scorers with 28.

The Redbirds jumped out front first, scoring the first four points of the game before Coreyoun Rushin put the Cougars on the board with a layup, sparking a modest 8-0 run over the next three minutes on hoops by Teddy Bayi Ba Mendeng, Jahsean Corbett and Brandon Betson.

Following an Illinois State three, Noah Bigirumwami converted his first three pointer of the season for CSU and Favour Chukwukelu followed with another from long range for the Cougars to double up the Redbirds early, 14-7, with 13:43 remaining in the first half.

ISU scored the next six, four from the free throw line, to cut the lead to one, 14-13. Rushin and Bayi Ba Mendeng scored to extend the lead to four, 17-13, before the teams exchanged scores until it was 23-21 Cougars with 5:28 to play. At that point, Chicago State's only points came from the free throw line on three separate trips while Illinois State made two threes along with a bucket for an 8-3 run and 29-26 lead.

Betson scored a pair of hoops in the final 1:13 while the Redbirds converted a pair of free throws and a three to take a 36-32 lead into the locker room at halftime.

The Redbirds heated up early in the second half. Following a Corbett basket, ISU's Josiah Strong made back-to-back three pointers to extend the ISU lead to six, 42-36. The Cougars then made their next four points from the charity stripe and a Betson jumper capped a quick 6-0 run to knot the game at 42-42 with 14:40 remaining to play.

Illinois State countered with a 10-2 run of their own, leading 52-44 just two and a half minutes later, leaving CSU to play catch up the rest of the way.

The Illinois State lead was 12 with 6:53 remaining in the game when when Rushin scored, followed by an Alexander three to cut the lead to seven, 66-59, one minute later. The teams exchanged a pair of buckets before the Redbirds went on another 5-0 run to push the lead back to 12, 73-61 with 3:05 remaining.

Rushin scored, then Corbett converted a pair of free throws to pull within eight, 73-65 and had possession with 1:54 to go and an opportunity to inch closer, but a Chukwukelu three was off the mark and the Redbirds made their free throws down the for the eventual 10-point win, 81-71.

GAME 9

Illinois St. (5-5,1-0 MVC) -vs- Chicago St. (3-6,0-0 WAC)
12/11/21 at Emil and Patricia Jones Convocation Center, Chicago, IL

Date: 12/11/21
Time: 2:00 PM
Attendance: 267
Site: Emil and Patricia Jones Convocation Center, Chicago, IL
Referees: Brent Dugas, Dan Nowakowski, Brad Ferris

Score By Period	1	2	Total
Illinois St.	36	45	81
Chicago St.	32	39	71

Illinois St. 81

#	Player	GS	MIN	FG	3PT	FT	ORB-DRB	REB	PF	A	TO	BLK	STL	PTS	
12	Reeves, Antonio	*	36	10-17	6-8	2-3	2-3	5	3	1	2	0	1	28	
03	Fleming Jr., Howard	*	26	2-5	1-3	3-4	0-4	4	4	3	4	2	1	8	
22	Lewis, Kendall	*	28	1-3	0-2	4-4	1-5	6	2	1	3	2	2	6	
01	Chatman, Sy	*	23	3-4	0-0	0-0	2-3	5	3	1	2	1	0	6	
00	Freeman, Mark	*	21	1-5	0-0	2-2	0-0	0	4	4	5	0	0	4	
02	Strong, Josiah		29	8-10	6-8	4-4	0-2	2	1	1	1	0	0	26	
13	McChesney, Liam		15	0-0	0-0	2-2	0-3	3	1	0	1	2	0	2	
04	Ndiaye, Abdou		7	0-0	0-0	1-2	0-0	0	1	0	1	2	0	1	
10	Washington, Emon		8	0-0	0-0	0-0	0-0	0	0	0	1	0	0	0	
50	Schmitt, Ryan		7	0-0	0-0	0-0	1-1	2	2	1	1	0	0	0	
TM	TEAM		0	0-0	0-0	0-0	1-2	3	0	0	0	0	0	0	
	Totals		-	200	25-44	13-21	18-21	7-23	30	21	12	21	9	4	81

Team Summary	FG	3PT	FT
First Half	13-23 56.52 %	4-9 44.44 %	6-7 85.71 %
Second Half	12-21 57.14 %	9-12 75.00 %	12-14 85.71 %
Total	25-44 56.8 %	13-21 61.9 %	18-21 85.7 %

Technical Fouls: (1) Freeman, Mark
Lead Changed: 4 times(s)
Second Chance Points: 2
Points off Turnovers: 18
Scores Tied: 3 times(s)
Bench Points: 29
Points in the Paint: 16
Largest Lead: 0 0
Fast Break Points: 11

Chicago St. 71

#	Player	GS	MIN	FG	3PT	FT	ORB-DRB	REB	PF	A	TO	BLK	STL	PTS	
24	Corbett, Jahsean	*	39	6-19	1-4	4-5	4-3	7	2	0	1	0	3	17	
15	Rushin, Coreyoun	*	37	6-10	0-0	1-3	4-5	9	4	1	1	0	1	13	
05	Chukwukelu, Favour	*	36	4-8	2-5	3-4	3-0	3	1	2	0	0	4	13	
11	Betson, Brandon	*	33	5-17	0-5	0-0	2-1	3	3	3	3	0	2	10	
22	Bayi Ba Mendeng, Teddy	*	18	2-4	0-1	1-2	2-4	6	3	0	0	0	1	5	
02	Alexander, Dominique		24	2-6	2-5	3-4	0-0	0	5	4	2	0	1	9	
25	Bigirumwami, Noah		13	1-1	1-1	1-3	1-0	1	4	0	2	0	0	4	
TM	TEAM		0	0-0	0-0	0-0	5-1	6	0	0	4	0	0	0	
	Totals		-	200	26-65	6-21	13-21	21-14	35	22	10	13	0	12	71

Team Summary	FG	3PT	FT
First Half	13-27 48.15 %	2-9 22.22 %	4-9 44.44 %
Second Half	13-38 34.21 %	4-12 33.33 %	9-12 75.00 %
Total	26-65 40.0 %	6-21 28.6 %	13-21 61.9 %

Technical Fouls: (1) Alexander, Dominique
Lead Changed: 4 times(s)
Second Chance Points: 16
Points off Turnovers: 25
Scores Tied: 3 times(s)
Bench Points: 13
Points in the Paint: 32
Largest Lead: 0 0
Fast Break Points: 6



The Chicago State men's basketball team lost to Northern Illinois 70-59 Monday afternoon at the Jones Convocation Center in Chicago. Playing their second game in three days, the Cougars jumped out to an early 10-0 lead, holding the Huskies scoreless over the first five minutes of the game. NIU cut that to five by half time and went on a 17-3 run to open the second half, and a 39-30 lead, leaving CSU to play catch up for the remainder of the game.

With the loss, the Cougars drop consecutive games at home for the first time this season and fall to 3-7 while the Huskies improve to 3-6. Brandon Betson led three Cougars in double figures with 13, while Jahsean Corbett added 11 and J.J. Harris 10.

Corbett opened the scoring in the contest, knocking down back-to-back three pointers while Coreyoun Rushin and Betson each added a bucket for the early 10-0 lead. After the Huskies got on the board at the 15:01 mark, NIU scored consecutive baskets to cut the lead in half, 10-5. Betson and Rushin countered with a three and layup, respectively, to extend the lead and Rushin's layup started a 6-0 run and a 19-7 lead.

Following a Huskies basket, Dominique Alexander converted a driving layup, was fouled and made the free throw and the Cougars had what would be their largest lead of the game, 13 points, 22-9.

CSU eventually got the lead to 27-16 but failed to score in the final 3:46 of the first half and made only five of 12 free throws. The Huskies scored the final six points of the half to go in trailing 27-22 at the halftime break.

Corbett started the second half for the Cougars similar to how he started the first, getting the Cougars on the board but NIU then went on a 17-1 run to turn a 29-22 deficit into a 39-30 lead. Favour Chukwukelu stopped the run for CSU with a three then Betson made a pair from the free throw line to extend the run to 5-0 and a four-point deficit, 39-35.

NIU countered with an 11-3 run, the last four coming via the free throw line and the Huskies led 50-38 and CSU wouldn't get closer than nine the rest of the way. Following the eight-minute media timeout, the teams would combine for 46 points, with 25 coming from the free throw line. The Huskies outscored the Cougars from the line 16-9 in the final eight minutes with 12 of their last 14 points coming via free throws.

Northern Ill. (3-6,0-0 MAC) -vs- Chicago St. (3-7,0-0 WAC)
12/13/21 at Emil and Patricia Jones Convocation Center, Chicago, IL

Date: 12/13/21
Time: 12:00 PM
Attendance: 262
Site: Emil and Patricia Jones Convocation Center, Chicago, IL
Referees: Brad Gaston, Rob Kueneman, Brent Meaux

Score By Period	1	2	Total
Northern Ill.	22	48	70
Chicago St.	27	32	59

Northern Ill. 70

#	Player	GS	MIN	FG	3PT	FT	ORB-DRB	REB	PF	A	TO	BLK	STL	PTS	
00	Williams,Keshawn	*	33	6-12	0-2	7-8	0-5	5	2	3	2	0	0	19	
01	Hankerson,Trendon	*	32	4-9	3-4	2-2	0-6	6	2	3	3	0	4	13	
02	Thornton,Kaleb	*	34	3-7	2-5	3-4	0-2	2	4	1	0	1	1	11	
13	Makuoi,Adong	*	8	0-2	0-0	0-2	1-0	1	2	1	3	0	1	0	
12	Kueth,Zool	*	7	0-0	0-0	0-0	0-1	1	0	0	0	0	0	0	
50	Crump,Anthony		26	5-7	0-0	2-8	3-3	6	5	0	2	0	0	12	
24	Hunter,Darweshi		30	2-6	2-3	2-2	0-7	7	2	1	2	0	1	8	
11	Okanu,Chinedu Kingsley		17	1-4	0-0	3-4	4-3	7	4	1	2	1	0	5	
10	Russell,Zion		6	0-0	0-0	2-2	0-1	1	3	1	1	0	0	2	
05	Osten,Chris		3	0-0	0-0	0-0	0-0	0	2	0	2	0	0	0	
22	Manuel,Edward		3	0-0	0-0	0-0	0-0	0	1	0	0	0	0	0	
03	Kon,Noah		1	0-0	0-0	0-1	0-0	0	1	0	0	0	0	0	
TM	TEAM		0	0-0	0-0	0-0	2-1	3	0	0	0	0	0	0	
Totals			-	200	21-47	7-14	21-33	10-29	39	28	11	17	2	7	70

Team Summary	FG	3PT	FT
First Half	8-21 38.10 %	3-6 50.00 %	3-10 30.00 %
Second Half	13-26 50.00 %	4-8 50.00 %	18-23 78.26 %
Total	21-47 44.7 %	7-14 50.0 %	21-33 63.6 %

Technical Fouls: none Second Chance Points: 15 Scores Tied: 1 times(s) Points In the Paint: 26 Fast Break Points: 20
Lead Changed: 1 times(s) Points off Turnovers: 11 Bench Points: 27 Largest Lead: 0 0

Chicago St. 59

#	Player	GS	MIN	FG	3PT	FT	ORB-DRB	REB	PF	A	TO	BLK	STL	PTS	
11	Betson,Brandon	*	36	4-11	1-3	4-5	0-1	1	5	3	3	2	3	13	
24	Corbett,Jahsean	*	24	4-9	2-4	1-3	2-0	2	5	2	1	2	1	11	
15	Rushin,Coreyoun	*	26	4-6	0-0	1-3	2-2	4	4	1	6	0	0	9	
05	Chukwukelu,Favour	*	36	1-5	1-2	2-5	2-4	6	1	1	2	0	0	5	
22	Bayi Ba Mendeng,Teddy	*	26	0-2	0-1	2-8	1-3	4	4	1	1	1	2	2	
00	Harris,Jameon		12	3-8	2-6	2-2	0-3	3	1	2	0	0	0	10	
02	Alexander,Dominique		29	2-4	0-0	5-5	0-2	2	5	3	1	0	1	9	
25	Bigirumwami,Noah		11	0-3	0-0	0-0	0-1	1	4	0	2	0	0	0	
TM	TEAM		0	0-0	0-0	0-0	3-6	9	0	0	2	0	0	0	
Totals			-	200	18-48	6-16	17-31	10-22	32	29	13	18	5	7	59

Team Summary	FG	3PT	FT
First Half	9-24 37.50 %	4-10 40.00 %	5-12 41.67 %
Second Half	9-24 37.50 %	2-6 33.33 %	12-19 63.16 %
Total	18-48 37.5 %	6-16 37.5 %	17-31 54.8 %

Technical Fouls: none Second Chance Points: 5 Scores Tied: 1 times(s) Points In the Paint: 18 Fast Break Points: 10
Lead Changed: 1 times(s) Points off Turnovers: 20 Bench Points: 19 Largest Lead: 0 0



The Chicago State men's basketball team beat IUPUI 61-55 Thursday night at Indiana Farmers Coliseum in Indianapolis. The win was the Cougars first on the road this season and first road win since Dec. 4, 2019 at SIUE (89-81), a span of 24 games away from the Jones Convocation Center (includes two neutral site games).

Dominique Alexander scored a season high 17 points and Brandon Betson 15 while Coreyoun Rushin led both teams with nine rebounds. With the win, the Cougars improve to 4-7 while IUPUI drops to 1-9.

Both teams struggled from the field early before CSU's Betson scored the game's first points with a long three. IUPUI was held scoreless over the first 4:27 but the Cougars couldn't capitalize and only led 5-3. The Jaguars then took their first lead of the game, 6-5, before Betson converted another long three to put CSU back up, 8-6. In the early going, CSU only made three of their first 13 shots (23.1 percent) while the Jaguars were just 2-of-11 (18.2 percent).

Following a pair of Jaguars made free throws, IUPUI scored on three straight trips sandwiched by a Carlo Marble three and the Jaguars led 15-11. At that point, CSU went on a 9-0 run started by a Jahsean Corbett bucket and free throw, Betson did the same then converted another three and the Cougars led 20-15.

The Cougars finished the first half with a 16-2 run and Betson scored 15 of the Cougars 27 first-half points. He was 5-of-9 from the field including 4-of-6 from beyond the three-point arc. Betson also contributed six rebounds. The Cougars made five first-half three pointers while the Jaguars were 2-of-11 (18.2 percent) and 6-of-27 overall (22.2 percent).

Dominique Alexander converted a long three for the Cougars to give CSU their largest lead of the game, 15 points, at 32-17 and the Jaguars shooting woes continued, bridging a scoreless streak of 8:12 from the first half into the second. Following a pair of IUPUI free throws, Alexander nailed another three to put CSU up 35-19.

With the Cougars leading by 12, 43-31, Corbett made a three to extend the lead to 15 before IUPUI's Azariah Seay scored seven straight points to pull the Jaguars to within 10, 46-36, with an opportunity to cut the lead into single digits with a 12-3 run.

Alexander converted a pair of free throws and Favour Chukwukelu had a driving layup to extend the lead back to 14. Coreyoun Rushin then slammed down a dunk to cap a quick 6-0 run and the Cougars led 52-36.

IUPUI made it interesting coming down the stretch, going on a 13-2 run during the last three minutes and pulled to within five with 40 seconds remaining, 54-49.

Chicago St. (4-7,0-0 WAC) -vs- IUPUI (1-9,0-2 Horizon)
12/16/21 at Indiana Farmers Coliseum, Indianapolis, IN

Date: 12/16/21
Time: 7:00 PM
Attendance: 725
Site: Indiana Farmers Coliseum, Indianapolis, IN
Referees: Chris Pasci, Steve Honacki, Michael Kitts Jr.

Score By Period	1	2	Total
Chicago St.	27	34	61
IUPUI	17	38	55

Chicago St. 61

#	Player	GS	MIN	FG	3PT	FT	ORB-DRB	REB	PF	A	TO	BLK	STL	PTS
11	Betson, Brandon	*	37	5-11	4-8	1-1	2-4	6	1	3	5	0	0	15
24	Corbett, Jahsean	*	26	4-12	1-5	5-7	2-4	6	3	0	8	0	0	14
15	Rushin, Coreyoun	*	33	2-4	0-0	0-0	5-4	9	2	3	3	2	1	4
05	Chukwukelu, Favour	*	24	1-5	0-3	1-2	0-4	4	1	2	0	0	2	3
22	Bayi Ba Mendeng, Teddy	*	20	0-0	0-0	0-1	3-5	8	4	0	2	4	0	0
02	Alexander, Dominique		33	4-10	3-8	6-6	4-3	7	4	1	2	0	0	17
10	Marble, Carlo		12	2-4	2-4	0-0	1-1	2	1	0	1	0	0	6
25	Bigirumwami, Noah		9	1-4	0-1	0-0	1-1	2	2	0	2	0	0	2
00	Harris, Jameon		6	0-1	0-1	0-0	0-1	1	1	0	0	0	0	0
TM	TEAM		0	0-0	0-0	0-0	0-2	2	0	0	1	0	0	0
Totals		-	200	19-51	10-30	13-17	18-29	47	19	9	24	6	3	61

Team Summary	FG	3PT	FT
First Half	9-31 29.03 %	5-18 27.78 %	4-7 57.14 %
Second Half	10-20 50.00 %	5-12 41.67 %	9-10 90.00 %
Total	19-51 37.3 %	10-30 33.3 %	13-17 76.5 %

Technical Fouls: none
Lead Changed: 4 times(s)
Second Chance Points: 5
Points off Turnovers: 4
Scores Tied: 1 times(s)
Bench Points: 25
Points In the Paint: 18
Largest Lead: 0 0
Fast Break Points: 5

IUPUI 55

#	Player	GS	MIN	FG	3PT	FT	ORB-DRB	REB	PF	A	TO	BLK	STL	PTS
00	Maxwell, B.J.	*	33	6-11	3-4	5-5	2-2	4	4	1	0	0	2	20
25	Stanton III, Boston	*	31	2-9	1-5	1-3	0-1	1	2	0	2	0	0	6
04	LaStrap, Bakari	*	21	1-8	0-1	3-4	0-0	0	1	2	1	0	1	5
01	Pruitt, KJ	*	19	1-3	0-0	3-6	0-2	2	1	2	2	0	1	5
23	Isitua, Chuks	*	12	2-3	0-0	0-2	3-2	5	0	0	1	0	0	4
12	Seay, Azariah		20	5-10	3-4	2-2	1-2	3	5	1	0	0	4	15
05	McClure, Nathan		24	0-2	0-1	0-0	1-0	1	3	0	2	0	1	0
02	Harvey, Bobby		19	0-5	0-4	0-0	0-1	1	2	0	1	1	0	0
24	Carrasco, Jonah		16	0-1	0-0	0-0	2-1	3	1	0	1	2	0	0
33	Pandev, Dimitar		5	0-1	0-0	0-0	0-1	1	0	0	0	0	0	0
TM	TEAM		0	0-0	0-0	0-0	2-4	6	0	0	1	0	0	0
Totals		-	200	17-53	7-19	14-22	11-16	27	19	6	11	3	9	55

Team Summary	FG	3PT	FT
First Half	6-27 22.22 %	2-11 18.18 %	3-9 33.33 %
Second Half	11-26 42.31 %	5-8 62.50 %	11-13 84.62 %
Total	17-53 32.1 %	7-19 36.8 %	14-22 63.6 %

Technical Fouls: none
Lead Changed: 4 times(s)
Second Chance Points: 5
Points off Turnovers: 22
Scores Tied: 1 times(s)
Bench Points: 15
Points In the Paint: 16
Largest Lead: 0 0
Fast Break Points: 5



The Chicago State men's basketball team dropped a xx decision to No. 9 Iowa State Tuesday night at Hilton Coliseum in Ames, Iowa. The Cougars were looking to pick up back-to-back road wins for the first time since 2013-14 but the Cyclones led by as many as 18 in the first half and CSU battled back to cut the lead to nine on two occasions but an 11-0 second-half ISU run was too much to overcome.

Freshman Jahsean Corbett led the Cougars with 14 points. Coreyoun Rushin was the only other CSU player in double figures with 11. Corbett and Rushin also led the team in rebounds with 11. The game also marks the first this season Cougars leading scorer, Brandon Betson, was held below double digits in scoring. He finished with six.

The Cougars traded hoops with the Cyclones early as Teddy Bayi Ba Mendeng scored the first four CSU points, but with the score tied 4-4, Iowa State went on an 18-2 run over the next five minutes to leave Chicago State playing catch uptake rest of the way.

Carlo Marble made a layup to stop the scoreless streak and Brandon Betson converted an "and 1" opportunity to cut the margin to 14, 24-10. Iowa State scored the next four to push the advantage to 18 points before the Cougars mounted a modest 11-2 run to cut the ISU lead to 11, 30-21 with just over three minutes remaining in the first half. Coreyoun Rushin made a pair of free throws to start the run, Dominique Alexander made a three and two free throws, followed by a Rushin layup and a Jahsean Corbett bucket.

Iowa State ended the first half with a 4-2 run and an 11-point advantage and the halftime score of 34-23.

The Cyclones came out of the locker room after halftime and went on a 13-5 run to push the lead to 19, 47-28, with 14:36 remaining in the game. Following a pair of Corbett free throws and made jumper, the Cyclones put the game out of reach with an 11-0 run to extend ISU's lead to its largest of the game, 29 points, 61-32.

Trailing by 31, ISU's largest lead of the game, the Cougars went on an 8-0 run on the strength of a Rushin dunk, jumper and free throw and a Betson three.

Chicago St. (4-8,0-0 WAC) -vs- Iowa St. (12-0,0-0 Big 12)
12/21/21 at James H. Hilton Coliseum, Ames, IA

Date: 12/21/21
Time: 6:00 PM
Attendance: 11,894
Site: James H. Hilton Coliseum, Ames, IA
Referees: Chris Pasci, Jeff Matham, Darron George

Score By Period	1	2	Total
Chicago St.	23	25	48
Iowa St.	34	45	79

Chicago St. 48

#	Player	GS	MIN	FG	3PT	FT	ORB-DRB	REB	PF	A	TO	BLK	STL	PTS
24	Corbett,Jahsean	*	39	3-11	0-3	8-13	6-5	11	4	2	3	0	3	14
15	Rushin,Coreyoun	*	34	4-13	0-1	3-3	5-6	11	3	3	3	0	3	11
02	Alexander,Dominique	*	33	2-5	1-2	4-4	0-2	2	4	3	3	0	1	9
11	Betson,Brandon	*	33	2-11	1-7	1-1	0-2	2	2	0	5	1	0	6
22	Bayi Ba Mendeng,Teddy	*	20	3-3	0-0	0-0	0-0	0	5	0	1	0	1	6
10	Marble,Carlo		14	1-6	0-3	0-2	0-1	1	0	0	1	0	0	2
00	Harris,Jameon		19	0-5	0-4	0-0	1-1	2	3	0	2	0	0	0
13	Green,Kedrick		8	0-0	0-0	0-0	0-0	0	1	0	2	0	1	0
TM	TEAM		0	0-0	0-0	0-0	2-0	2	0	0	1	0	0	0
Totals		-	200	15-54	2-20	16-23	14-17	31	22	8	21	1	9	48

Team Summary	FG	3PT	FT
First Half	8-28 28.57 %	1-6 16.67 %	6-10 60.00 %
Second Half	7-26 26.92 %	1-14 7.14 %	10-13 76.92 %
Total	15-54 27.8 %	2-20 10.0 %	16-23 69.6 %

Technical Fouls: none Second Chance Points: 7 Scores Tied: 2 times(s) Points In the Paint: 26 Fast Break Points: 7
Lead Changed: 1 times(s) Points off Turnovers: 26 Bench Points: 2 Largest Lead: 0 0

Iowa St. 79

#	Player	GS	MIN	FG	3PT	FT	ORB-DRB	REB	PF	A	TO	BLK	STL	PTS
01	Brockington,Izaiah	*	36	6-16	0-0	8-8	2-11	13	2	3	2	0	4	20
23	Enaruna,Tristan	*	24	8-10	0-0	3-3	3-7	10	0	0	2	0	0	19
22	Kalschur,Gabe	*	37	3-8	1-5	2-3	1-1	2	3	8	5	0	3	9
04	Condit,George	*	15	2-3	0-0	4-4	4-0	4	2	0	0	2	0	8
11	Hunter,Tyrese	*	31	1-5	0-2	0-0	0-6	6	4	3	5	0	1	2
02	Grill,Caleb		20	4-7	3-6	0-0	0-0	0	5	0	1	0	1	11
03	Jackson,Tre		19	2-4	2-3	0-0	0-0	0	1	2	1	1	1	6
05	Kunc,Aljaz		16	1-2	0-1	0-0	2-2	4	4	2	0	2	0	2
15	Boothe,Carter		2	0-1	0-1	2-2	0-0	0	0	1	0	0	1	2
TM	TEAM		0	0-0	0-0	0-0	0-2	2	0	0	0	0	0	0
Totals		-	200	27-56	6-18	19-20	12-29	41	21	19	16	5	11	79

Team Summary	FG	3PT	FT
First Half	13-26 50.00 %	2-5 40.00 %	6-7 85.71 %
Second Half	14-30 46.67 %	4-13 30.77 %	13-13 100.00 %
Total	27-56 48.2 %	6-18 33.3 %	19-20 95.0 %

Technical Fouls: none Second Chance Points: 11 Scores Tied: 2 times(s) Points In the Paint: 34 Fast Break Points: 12
Lead Changed: 1 times(s) Points off Turnovers: 25 Bench Points: 21 Largest Lead: 0 0



The Chicago State men's basketball team wrapped up non-conference competition with an 87-50 loss at Drake Wednesday night. The two teams were originally scheduled to play Dec. 19 but rescheduled due to health and safety protocols.

Chicago St. (4-9,0-0 WAC) -vs- Drake (9-4,1-0 MVC)
12/22/21 at Drake Knapp Center, Des Moines, IA

Date: 12/22/21
Time: 5:00 PM
Attendance: 1,943
Site: Drake Knapp Center, Des Moines, IA
Referees: Ervin Wilson, Tyler Kumpf, John Higgins

Score By Period	1	2	Total
Chicago St.	25	25	50
Drake	43	44	87

Chicago St. 50

Drake led by 18 at the half and went on a 9-0 run to start the second leaving the Cougars to play from behind. The Bulldogs converted 50 percent of their shots, including 15-of-32 three-point attempts while the Cougars, who converted five threes in the first half, missed their first seven in the second as Butler continued to build on their lead.

#	Player	GS	MIN	FG	3PT	FT	ORB-DRB	REB	PF	A	TO	BLK	STL	PTS
15	Rushin,Coreyoun	*	32	5-12	0-2	3-5	3-4	7	3	2	2	0	3	13
24	Corbett,Jahsean	*	39	3-12	1-4	2-3	6-3	9	2	2	3	0	0	9
02	Alexander,Dominique	*	32	3-12	3-9	0-0	1-4	5	1	1	1	0	0	9
11	Betson,Brandon	*	31	3-10	2-6	0-0	0-1	1	0	2	3	0	0	8
22	Bayi Ba Mendeng,Teddy	*	21	1-3	0-1	1-2	2-2	4	0	0	1	1	0	3
00	Harris,Jameon		17	1-3	1-2	0-0	1-0	1	1	0	0	0	1	3
21	Green,Kedrick		5	1-2	1-2	0-0	0-0	0	2	0	1	0	0	3
10	Marble,Carlo		15	1-5	0-3	0-0	2-0	2	0	0	1	0	0	2
14	Blount,Robert Pierce		4	0-0	0-0	0-0	1-1	2	0	0	0	0	0	0
23	Rivera,Jincho		4	0-2	0-2	0-0	1-2	3	0	0	0	0	1	0
TM	TEAM		0	0-0	0-0	0-0	1-3	4	0	0	1	0	0	0
Totals		-	200	18-61	8-31	6-10	18-20	38	9	7	13	1	5	50

Team Summary	FG	3PT	FT
First Half	8-26 30.77 %	5-13 38.46 %	4-7 57.14 %
Second Half	10-35 28.57 %	3-18 16.67 %	2-3 66.67 %
Total	18-61 29.5 %	8-31 25.8 %	6-10 60.0 %

Technical Fouls: (1) Green,Kedrick, (1) Corbett,Jahsean
Lead Changed: 1 times(s)
Second Chance Points: 17
Points off Turnovers: 9
Scores Tied: 2 times(s)
Bench Points: 8
Points In the Paint: 16
Largest Lead: 0 0
Fast Break Points: 4

Drake 87

Corbett opened the scoring in the game, draining a three for an early 3-0 Cougars advantage. Drake tied it at the free throw line with three freebies, then converted a three of their own for a 6-3 advantage. Alexander then tied it back up, 6-6, with a three before the Bulldogs went on an 8-1 run to jump out to a 14-7 lead with 12:43 remaining in the first half.

#	Player	GS	MIN	FG	3PT	FT	ORB-DRB	REB	PF	A	TO	BLK	STL	PTS
12	DeVries,Tucker	*	28	4-11	3-8	3-3	2-6	8	1	1	1	1	0	14
00	Wilkins,D.J.	*	22	3-6	2-5	5-6	0-1	1	0	3	0	0	1	13
03	Sturtz,Garrett	*	27	4-7	0-0	0-0	2-3	5	1	2	0	0	2	8
02	Murphy,Tremell	*	20	3-7	2-5	0-0	0-1	1	2	1	0	1	2	8
04	Hemphill,ShanQuan	*	3	0-1	0-0	0-0	1-0	1	0	0	0	0	0	0
14	Akinwale,Ayo		28	5-7	4-6	0-0	0-1	1	0	4	0	0	1	14
51	Brodie,Darnell		16	5-8	0-0	0-0	4-3	7	3	2	1	0	0	10
10	Djambouz,Okay		20	3-6	3-5	0-0	0-3	3	2	1	1	0	0	9
24	Ferguson,Nate		17	3-5	0-0	0-0	2-2	4	1	2	1	1	0	6
41	Dahlke,Deven		7	2-3	1-1	0-0	0-2	2	0	0	0	0	0	5
20	Jackson,Jonah		12	0-3	0-2	0-0	0-0	0	0	1	1	0	0	0
TM	TEAM		0	0-0	0-0	0-0	1-4	5	0	0	0	0	0	0
Totals		-	200	32-64	15-32	8-9	12-26	38	10	17	5	3	6	87

Team Summary	FG	3PT	FT
First Half	15-31 48.39 %	6-13 46.15 %	7-7 100.00 %
Second Half	17-33 51.52 %	9-19 47.37 %	1-2 50.00 %
Total	32-64 50.0 %	15-32 46.9 %	8-9 88.9 %

Technical Fouls: none
Lead Changed: 1 times(s)
Second Chance Points: 16
Points off Turnovers: 25
Scores Tied: 2 times(s)
Bench Points: 44
Points In the Paint: 28
Largest Lead: 0 0
Fast Break Points: 9

Drake hit five of their first 10 three-point attempts while Chicago State was just 2-of-9 from that distance and the Bulldogs extended its lead to 26-10. At that point, Drake went on a 9-3 run to extend the lead to 22 points, 35-13, with 2:51 left in the half.

Drake collected half their points from the free throw line in the final three minutes and the Cougars closed the half with a modest 12-8 run and the Bulldogs went into the locker room at halftime with an 18-point lead, 43-25.

The Bulldogs opened the second half with a 9-0 run before Rushin stopped CSU's drought with a dunk but Butler's lead was 25, 52-27. Drake stayed hot from three-point land and continued to build on their lead and had double up CSU, 82-40, with 5:30 remaining in the game.



The Chicago State men's basketball team dropped an 80-63 decision to Grand Canyon University Thursday night at GCU Arena in Phoenix, Arizona in the Western Athletic Conference opener for both teams. Cougars freshman Ali Dibba made his collegiate debut and led the team in scoring with 21 points on 6-of-9 shooting and 8-of-11 from the free throw line. He also contributed seven rebounds. The conference tilt was the first for the Cougars since the 2019-20 season since CSU's season was cut short last year due to COVID.

Chicago State jumped out to an early lead on hoops by Coreyoun Rushin, Jahsean Corbett and Teddy Bayi Ba Mendeng for a 6-2 lead just two minutes into the game. The Antelopes countered with an 8-0 run to take its first lead, 10-6. Dibba broke into the scoring column from the free throw line to stop the run and the GCU lead was two, 10-8. GCU posted a quick 7-0 run to extend the lead to nine, 17-8, before Corbett and Dibba scores trimmed the lead to two, 17-15.

The teams exchanged baskets before two Dibba free throws knotted the score 23-23 with 5:27 remaining in the first half. Dibba then converted a put back off his own miss to put the Cougars up 25-23. Following a pair of GCU free throws, J.J. Harris made a layup and Chicago State led 27-25 with 4:05 left in the first half, but that lead would be their last. The Antelopes made three consecutive three-point field goals interrupted by a Dibba three, but another long-range conversion and a pair of free throws and GCU suddenly led by 10, 40-30. Chicago State closed the half scoring four of the final six points but trailed 42-34 at the half.

GCU opened the second half with a 13-4 run over the first 6:10 of the second half to push the lead to its largest of the game, 17 points, 55-38, with 13:50 remaining to play. The Cougars whittled the advantage down to 13 on two occasions, the last being 57-44 following a Rushin layup with 11:19 to go. The Antelopes countered with a 7-0 run and the lead would remain around 20 points for the remainder of the game.

Chicago St. (4-10, 0-1 WAC) -vs- Grand Canyon (11-2, 1-0 WAC)
12/31/21 at GCU Arena

Date: 12/31/21
Time: 0
Attendance: 6,817
Site: GCU Arena
Referees: Winston Stith, Eric Anderson, Jeff Malham

Score By Period	1	2	Total
Chicago St.	34	29	63
Grand Canyon	42	38	80

Chicago St. 63

#	Player	GS	MIN	FG	3PT	FT	ORB-DRB	REB	PF	A	TO	BLK	STL	PTS
15	Rushin, Coreyoun	*	35	6-12	0-1	4-6	1-8	9	4	1	2	0	1	16
11	Betson, Brandon	*	32+	2-11	0-2	3-4	0-3	3	4	1	0	0	0	7
24	Corbett, Jahsean	*	28+	3-3	1-1	0-0	1-2	3	4	0	4	0	0	7
22	Bayi Ba Mendeng, Teddy	*	21+	2-5	0-1	0-0	1-3	4	5	0	0	1	0	4
5	Chukwukelu, Favour	*	23+	1-4	0-3	0-0	2-0	2	0	0	1	0	2	2
14	Dibba, Ali Abdou		34+	6-9	1-2	8-11	2-5	7	2	0	4	0	2	21
0	Harris, Jameon		22+	3-8	0-3	0-0	0-0	0	4	0	1	0	0	6
13	Blount, Robert Pierce		3+	0-0	0-0	0-0	0-0	0	0	0	0	0	0	0
TM	TEAM		0	0-0	0-0	0-0	1-2	3	0	0	3	0	0	0
Totals		-	198	23-52	2-13	15-21	8-23	31	23	2	15	1	5	63

Team Summary	FG	3PT	FT
First Half	12-23 52.17 %	2-6 33.33 %	8-9 88.89 %
Second Half	11-29 37.93 %	0-7 0.00 %	7-12 58.33 %
Total	23-52 44.2 %	2-13 15.4 %	15-21 71.4 %

Technical Fouls: none
Lead Changed: 0 times(s)
Second Chance Points: 12
Points off Turnovers: 20
Scores Tied: 0 times(s)
Bench Points: 27
Points In the Paint: 34
Largest Lead: 4 0
Fast Break Points: 7

Grand Canyon 80

#	Player	GS	MIN	FG	3PT	FT	ORB-DRB	REB	PF	A	TO	BLK	STL	PTS
10	Blacksher Jr., Jovan	*	36	8-15	5-7	3-6	2-4	6	2	4	1	0	2	24
30	McGlothlan, Gabe	*	27+	6-9	0-2	5-7	2-4	6	2	2	2	0	0	17
2	McMillian, Chance	*	34	3-8	0-3	2-2	1-3	4	3	2	1	0	3	8
24	Ouedraogo, Yvan	*	15+	1-4	0-0	2-4	4-3	7	1	1	0	0	0	4
0	Miller-Moore, Sean	*	10+	0-1	0-0	0-0	0-0	0	2	0	1	0	0	0
1	Zdor, Dima		16+	5-6	0-0	0-0	4-2	6	2	1	2	2	0	10
35	Cherry, Taeshon		22+	3-10	1-5	0-1	2-2	4	1	4	1	0	0	7
55	Ellis, Walter		13+	2-3	2-3	1-3	1-2	3	3	0	1	0	0	7
14	Stone, Jayden		14+	1-2	1-2	0-0	1-0	1	1	0	2	0	0	3
5	Blackmon, Jalen		10+	0-5	0-4	0-0	0-0	0	2	0	0	0	0	0
21	Lloyd, Liam		1+	0-0	0-0	0-0	0-0	0	0	0	0	0	0	0
15	Gerdes, Raef		0	0-0	0-0	0-0	0-0	0	0	0	0	0	0	0
31	Spry, Ethan		0	0-0	0-0	0-0	0-0	0	0	0	0	0	0	0
TM	TEAM		0	0-0	0-0	0-0	1-3	4	0	0	1	0	0	0
Totals		-	198	29-63	9-26	13-23	18-23	41	19	14	12	2	5	80

Team Summary	FG	3PT	FT
First Half	14-29 48.28 %	5-14 35.71 %	9-17 52.94 %
Second Half	15-34 44.12 %	4-12 33.33 %	4-6 66.67 %
Total	29-63 46.0 %	9-26 34.6 %	13-23 56.5 %

Technical Fouls: none
Lead Changed: 0 times(s)
Second Chance Points: 17
Points off Turnovers: 25
Scores Tied: 0 times(s)
Bench Points: 27
Points In the Paint: 38
Largest Lead: 20 0
Fast Break Points: 8



The Chicago State men's basketball team (4-11, 0-2 WAC) dropped a 78-61 decision to preseason WAC favorite New Mexico State (12-2, 1-0 WAC) Saturday afternoon at the Pan American Center in Las Cruces, NM. The game was the second in three days against the preseason top teams in the league as the Aggies are the favorite in both the coaches' and media polls while their opponent to open league play Thursday, GCU, was picked to finish second.

New Mexico State struggled from the field early but used a late 7-0 first-half run coupled with an 11-0 run to start the second half to open up what was a back-and-forth affair through the first 20 minutes.

Brandon Betson and Jahsean Corbett got the Cougars going early with a pair of buckets, Betson's a three and the Aggies led 6-5 at the 17:20 mark. Following a New Mexico State score, Corbett made a pair of free throws and Coreyoun Rushin gave CSU their first lead of the game, 9-8, on a jumper.

Betson and Corbett led all scorers with 23 and 26 points, respectively. Both were season highs for both players while the 26 points are the most by a Chicago State player this season.

New Mexico State reclaimed the lead with a pair of free throws and a three to lead 13-9 with 11:16 until half. At that point, the Cougars would go on a 7-0 run with five points by J.J. Harris and a Corbett jumper, and the Aggies were struggling from the field, failing to score for 6:17 but managed to gain the lead back, 19-16, with six straight free throws.

Betson then countered, scoring five straight points for the Cougars and a brief two-point lead, 21-19 with 4:59 remaining. NMSU then went on a 7-0 run for a five-point lead, 26-21, and would outscore Chicago State 11-5 over the last 4:32 to go into the locker room at halftime with a 30-26 lead.

The Aggies forgot about their first-half shooting struggles to open the second half, going on an 11-0 run, hitting 4-of-6 shots including 2-of-3 from beyond the three-point arc to quickly extend the lead to 15, 41-26, with 16:40 remaining to play.

Betson snapped the run with a driving layup but NMSU scored four straight to go up 17, the largest lead of the game by either team, and the game stayed around that mark for the remainder of the contest.

GAME 15

Chicago St. (4-11,0-2 WAC) -vs- New Mexico St. (12-2,1-0 WAC)
01/01/22 at Pan American Center, Las Cruces, NM

Date: 01/01/22
Time: 4:00 PM
Site: Pan American Center, Las Cruces, NM
Referees: Brad Fowler, Art Brown, Jon Stigliano

Score By Period	1	2	Total
Chicago St.	26	35	61
New Mexico St.	30	48	78

Chicago St. 61

#	Player	GS	MIN	FG	3PT	FT	ORB-DRB	REB	PF	A	TO	BLK	STL	PTS
24	Corbett,Jahsean	*	37	9-21	2-10	6-6	2-3	5	3	0	2	0	3	26
11	Betson,Brandon	*	36	9-17	4-10	1-1	0-2	2	1	3	2	0	0	23
15	Rushin,Coreyoun	*	33	2-5	0-2	1-2	2-5	7	4	1	2	0	0	5
22	Bayi Ba Mendeng,Teddy	*	27	0-2	0-1	0-1	1-4	5	4	0	2	0	0	0
05	Chukwukelu,Favour	*	19	0-2	0-2	0-0	0-0	0	3	2	1	0	1	0
00	Harris,Jameon		20	1-4	1-3	2-2	1-2	3	2	1	2	0	0	5
14	Dibba,Ali Abdou		22	0-4	0-2	2-2	0-0	0	2	0	5	0	1	2
23	Rivera,Jincho		6	0-2	0-2	0-0	1-1	2	1	0	1	0	0	0
TM	TEAM		0	0-0	0-0	0-0	4-5	9	0	0	2	0	0	0
Totals		-	200	21-57	7-32	12-14	11-22	33	20	7	19	0	5	61

Team Summary	FG	3PT	FT
First Half	9-22 40.91 %	4-13 30.77 %	4-4 100.00 %
Second Half	12-35 34.29 %	3-19 15.79 %	8-10 80.00 %
Total	21-57 36.8 %	7-32 21.9 %	12-14 85.7 %

Technical Fouls: none
Lead Changed: 6 times(s)
Second Chance Points: 11
Points off Turnovers: 18
Scores Tied: 4 times(s)
Bench Points: 7
Points In the Paint: 24
Largest Lead: 0 0
Fast Break Points: 9

New Mexico St. 78

#	Player	GS	MIN	FG	3PT	FT	ORB-DRB	REB	PF	A	TO	BLK	STL	PTS
10	Rice,Sir Jabari	*	26	5-11	1-4	4-4	3-6	9	0	2	1	0	1	15
00	Allen,Teddy	*	27	4-7	2-5	1-1	0-5	5	2	1	3	0	1	11
35	McCants,Johnny	*	24	2-8	1-5	4-4	3-1	4	1	2	5	1	1	9
04	McKinney Jr.,Mario	*	18	2-5	1-4	4-5	0-3	3	0	1	0	0	0	9
13	McNair Jr.,Will	*	24	1-3	0-0	0-0	1-1	2	1	3	1	1	1	2
01	Avery,Marchelus		17	5-8	1-2	0-2	2-1	3	1	2	2	0	2	11
05	Henry,Clayton		15	2-3	1-2	1-2	1-1	2	2	0	1	0	0	6
12	Cotton,Virshon		12	1-3	1-2	2-2	0-0	0	2	0	0	0	0	5
02	Tillman,Donnie		12	1-5	0-2	2-2	0-1	1	3	1	1	0	0	4
03	Pryor,Nate		9	2-2	0-0	0-1	0-0	0	0	2	1	0	0	4
15	Peake,Mike		13	1-4	0-1	0-0	1-3	4	2	2	1	0	0	2
23	Williams,Levar		3	0-0	0-0	0-0	0-0	0	0	0	0	0	0	0
TM	TEAM		0	0-0	0-0	0-0	4-4	8	0	0	1	0	0	0
Totals		-	200	26-59	8-27	18-23	15-26	41	14	16	17	2	6	78

Team Summary	FG	3PT	FT
First Half	8-28 28.57 %	4-16 25.00 %	10-11 90.91 %
Second Half	18-31 58.06 %	4-11 36.36 %	8-12 66.67 %
Total	26-59 44.1 %	8-27 29.6 %	18-23 78.3 %

Technical Fouls: none
Lead Changed: 6 times(s)
Second Chance Points: 12
Points off Turnovers: 17
Scores Tied: 4 times(s)
Bench Points: 32
Points In the Paint: 32
Largest Lead: 0 0
Fast Break Points: 13



The Chicago State men's basketball team lost their Western Athletic Conference home opener to Seattle University 93-77 Thursday night at the Jones Convocation Center in Chicago. With the loss, the Cougars drop to 4-12 overall and 0-3 in the WAC while Seattle U, playing their first conference game of the season, improve to 10-4 overall and 1-0 in conference play.

Freshman Ali Dibba, fresh off being named WAC Freshman of the Week, led the Cougars with 24 points while fellow freshmen Jahsean Corbett and Bryce Johnson also scored in double with 13 and 10, respectively. Brandon Betson also scored 10 as CSU had four double figure scorers.

Corbett opened the scoring in the game and for the Cougars with a three and Seattle U answered with a 5-0 run for a 5-3 lead. Chicago State scored the next four from the free throw line and a Coreyoun Rushin layup to go up 9-5. Three of the next five Redhawks hoops were three pointers while CSU countered with a Betson three and Dominique Alexander tied the game with a three, 17-17, with 11:23 remaining in the first half.

With the score tied, Chicago State scored nine of the next 13 points to go up five, 26-21. Following a Red-Hawks three, the Cougars scored the next four on a dunk by Dibba and two Teddy Bayi Ba Mendeng and the CSU lead was six, 30-24. Seattle U would re-take the lead with a 7-0 run, five coming from the charity stripe and the Redhawks led 31-30. Following a Bryce Johnson three for the Cougars, Seattle U closed the half with a 14-5 run and led at the half, 45-38.

Seattle U converted 7-of-16 first-half three pointers while the Cougars managed to keep it close, making 6-of-13. Both team also made 8-of-9 free throw. Darrion Trammell scored 18 first-half points for the Redhawks while Ali Dibba led the Cougars with nine while seven CSU players showed up in the scoring column.

Chicago State cut the lead to two coming out of the locker room in the second half with a 6-1 run with Dibba scoring five of those. After the teams traded three-point field goals, Seattle U went on a 17-1 run while the Cougars failed to score for over four minutes and the Redhawks led 66-48, and their largest lead of the game, 18 points, with 11:23 remaining to play, leaving the Cougars to play catch up.

The Cougars couldn't get the Redhawks lead to single digits the rest of the way, coming to within 10 following a pair of Dibba free throws and Seattle U's lead was 76-66 with 4:37 left to play. The Redhawks missed a three-point attempt but gathered up the offensive board and converted the and one to start a 7-0 run to push the lead back to 17, 83-66, and the Cougars wouldn't get closer than 13 the rest of the way.

Seattle U (10-4,1-0 WAC) -vs- Chicago St. (4-12,0-3 WAC)
01/06/22 at Emil and Patricia Jones Convocation Center, Chicago, IL

Date: 01/06/22
Time: 7:00 PM
Attendance: 187
Site: Emil and Patricia Jones Convocation Center, Chicago, IL
Referees: Chad Shepherd, Wilson Holland, Ryan Holmes

Score By Period	1	2	Total
Seattle U	45	48	93
Chicago St.	38	39	77

Seattle U 93

#	Player	GS	MIN	FG	3PT	FT	ORB-DRB	REB	PF	A	TO	BLK	STL	PTS
02	Trammell,Darrion	*	39	7-16	4-7	12-12	1-2	3	1	6	1	0	4	30
15	Udenyi,Emeka	*	29	7-12	0-0	2-6	2-7	9	1	2	2	0	2	16
05	Tyson,Cameron	*	24	6-14	4-9	0-0	4-2	6	5	1	0	0	1	16
01	Pand?a,Vas	*	37	5-9	3-6	1-2	1-6	7	3	1	0	0	1	14
25	Chatfield,Brandon	*	16	1-2	0-0	0-0	2-2	4	4	1	1	3	0	2
21	Rajkovi?,Viktor		22	1-4	0-2	5-6	2-2	4	5	2	0	0	0	7
00	Economou,Rip		29	2-8	1-6	0-0	0-1	1	2	0	1	1	1	5
55	Wall,Joe		4	1-2	1-2	0-0	0-0	0	1	0	1	0	0	3
TM	TEAM		0	0-0	0-0	0-0	3-1	4	0	0	0	0	0	0
Totals		-	200	30-67	13-32	20-26	15-23	38	22	13	6	4	9	93

Team Summary	FG	3PT	FT
First Half	15-33 45.45 %	8-18 44.44 %	7-10 70.00 %
Second Half	15-34 44.12 %	5-14 35.71 %	13-16 81.25 %
Total	30-67 44.8 %	13-32 40.6 %	20-26 76.9 %

Technical Fouls: none Second Chance Points: 25 Scores Tied: 5 times(s) Points In the Paint: 28 Fast Break Points: 14
Lead Changed: 11 times(s) Points off Turnovers: 11 Bench Points: 15 Largest Lead: 0 0

Chicago St. 77

#	Player	GS	MIN	FG	3PT	FT	ORB-DRB	REB	PF	A	TO	BLK	STL	PTS
24	Corbett,Jahsean	*	27	4-7	2-4	3-8	1-1	2	4	0	1	0	0	13
11	Betson,Brandon	*	30	3-7	2-4	2-2	0-0	0	4	0	4	0	0	10
15	Rushin,Coreyoun	*	20	3-8	1-2	2-3	0-6	6	5	2	0	2	1	9
22	Bayi Ba Mendeng,Teddy	*	18	2-3	0-0	4-5	1-5	6	1	0	1	1	0	8
05	Chukwukelu,Favour	*	10	0-1	0-1	0-0	0-0	0	1	0	0	0	0	0
14	Dibba,Ali Abdou		34	8-12	2-5	6-7	1-4	5	3	1	3	1	2	24
03	Johnson,Bryce		29	3-4	2-2	2-2	1-4	5	1	0	3	0	1	10
02	Alexander,Dominique		23	1-3	1-3	0-0	1-3	4	4	5	2	0	0	3
00	Harris,Jameon		7	0-1	0-1	0-0	0-0	0	0	1	0	0	0	0
25	Bigirumwami,Noah		2	0-3	0-2	0-0	0-1	1	1	0	0	0	0	0
TM	TEAM		0	0-0	0-0	0-0	2-1	3	0	0	0	0	0	0
Totals		-	200	24-49	10-24	19-27	7-25	32	24	9	14	4	4	77

Team Summary	FG	3PT	FT
First Half	12-23 52.17 %	6-14 42.86 %	8-10 80.00 %
Second Half	12-26 46.15 %	4-10 40.00 %	11-17 64.71 %
Total	24-49 49.0 %	10-24 41.7 %	19-27 70.4 %

Technical Fouls: (1) Rushin,Coreyoun Second Chance Points: 5 Scores Tied: 5 times(s) Points In the Paint: 22 Fast Break Points: 25
Lead Changed: 11 times(s) Points off Turnovers: 8 Bench Points: 37 Largest Lead: 0 0



The Chicago State men's basketball team earned their first Western Athletic Conference victory since 2018 with a 58-56 win over California Baptist Saturday afternoon at the Jones Convocation Center in Chicago. Brandon Betson scored all 10 of his points in the second half, including a jumper with under two seconds remaining, to give the Cougars the two-point win.

The victory was Chicago State's first over California Baptist in five meetings dating back to 2019 and was the Cougars first win in WAC play since a 96-82 victory over Kansas City on March 3, 2018. The win snaps a five-game losing streak and the Cougars improve to 4-3 at home this season while improving to 5-12 overall and 1-3 in the WAC. The Lancers drop to 10-4 overall and 0-1 in conference play.

The Cougars had four players in double figures with Jahsean Corbett leading the way with 13. Ali Dibba had 10 and Dominique Alexander and Betson had 10 while Corbett also led CSU in rebounding with nine.

The game was tight throughout with 18 lead changes and 14 ties but the Cougars held a slim advantage throughout most of the second half. The largest lead for either team was eight for Chicago State midway through the second half and that was cut in half, five points, with just over two minutes to play. The Lancers scored on three consecutive offensive possessions to tie the game 56-56 with 0:10 remaining to play. Betson received the ensuing inbound pass and dribbled the length of the court before pulling up with a soft, fadeaway jumper on the left side of the lane for a two-point advantage with 1.5 seconds remaining. The Lancers attempted to inbound the ball to half court but was swatted away by Corbett and landed in the hands of Betson as time expired.

The Lancers opened the scoring with a three and Chicago State countered with an 8-0 run for an early five-point lead behind three-point field goals by Dibba and Alexander. Following a Corbett layup, California Baptist went on an 8-1 run for a two-point lead, 11-9. Dibba converted a layup to knot the score and CBU scored five straight for its largest lead of the game, five points, 16-11, with 10:38 remaining in the first half.

Trailing 19-15, Alexander scored five straight points for the Cougars to re-gain the lead, 20-19. CBU converted an and-1 to go back up two, 22-20, before an 8-3 Cougars run put Chicago State up 28-25. Favour Chukwukelu and Bryce Johnson hit threes and Dibba a pair of free throws during the run. CBU scored the last three and the halftime score was 28-28.

Chicago State scored six of the first eight points to start the second half but the Lancers battled back and took their only lead of the second half on a long three by Tre Armstrong, 36-34, with 14:48 to play. The Cougars regained on the lead on their next possession following a three by Noah Bigirumwami to start an 8-0 run, with Betson scoring his first points of the game and five straight on back-to-back possessions. Tre Armstrong hit a three to stop the Chicago State run but Corbett scored and Betson hit another three and the Cougars had their largest lead of the game, eight points, 47-39, with 10:17 left to play.

California Baptist (10-4,0-1 WAC) -vs- Chicago St. (5-12,1-3 WAC)
01/08/22 at Emil and Patricia Jones Convocation Center, Chicago, IL

Date: 01/08/22
Time: 12:00 PM
Attendance: 102
Site: Emil and Patricia Jones Convocation Center, Chicago, IL
Referees: Randal Anders, James Ford, Brent Meaux

Score By Period	1	2	Total
California Baptist	28	28	56
Chicago St.	28	30	58

California Baptist 56

#	Player	GS	MIN	FG	3PT	FT	ORB-DRB	REB	PF	A	TO	BLK	STL	PTS
30	Akin, Daniel	*	36	6-12	0-0	3-7	2-10	12	4	2	0	0	0	15
25	Rowell, Ty	*	37	5-11	3-5	0-0	1-3	4	2	7	2	0	0	13
13	Hunter, Chance	*	37	3-7	1-3	0-0	2-4	6	1	0	3	1	1	7
05	Nottage, Reed	*	25	2-8	0-4	0-0	0-1	1	3	1	2	0	0	4
01	Armstrong, Taran	*	13	0-2	0-0	0-0	0-0	0	0	3	1	0	0	0
11	Armstrong, Tre		31	4-9	2-7	0-0	0-6	6	0	1	2	0	0	10
04	Thomas, Elijah		17	2-2	0-0	0-0	1-2	3	2	0	1	0	1	4
35	Sawyer, TeJon		4	1-2	0-0	1-1	0-3	3	1	0	0	0	1	3
TM	TEAM		0	0-0	0-0	0-0	0-2	2	0	0	0	0	0	0
	Totals		200	23-53	6-19	4-8	6-31	37	13	14	11	1	3	56

Team Summary	FG	3PT	FT
First Half	11-27 40.74 %	3-9 33.33 %	3-5 60.00 %
Second Half	12-26 46.15 %	3-10 30.00 %	1-3 33.33 %
Total	23-53 43.4 %	6-19 31.6 %	4-8 50.0 %

Technical Fouls: none
Lead Changed: 9 times(s)
Second Chance Points: 2
Points off Turnovers: 3
Scores Tied: 8 times(s)
Bench Points: 17
Points In the Paint: 28
Largest Lead: 0 0
Fast Break Points: 2

Chicago St. 58

#	Player	GS	MIN	FG	3PT	FT	ORB-DRB	REB	PF	A	TO	BLK	STL	PTS
24	Corbett, Jahsean	*	35	6-15	0-3	1-4	5-4	9	3	0	1	0	0	13
14	Dibba, Ali Abdou	*	28	3-10	1-4	4-4	2-1	3	1	0	2	0	1	11
02	Alexander, Dominique	*	34	4-7	2-5	0-0	0-4	4	1	4	1	0	3	10
11	Betson, Brandon	*	28	4-14	2-7	0-0	0-2	2	2	3	0	0	0	10
22	Bayi Ba Mendeng, Teddy	*	16	2-4	0-0	1-2	0-1	1	3	0	0	0	0	5
03	Johnson, Bryce		25	1-6	1-4	0-1	0-2	2	2	2	0	0	0	3
25	Bigirumwami, Noah		20	1-2	1-2	0-0	2-3	5	3	0	0	0	0	3
05	Chukwukelu, Favour		10	1-1	1-1	0-0	0-1	1	0	0	0	0	0	3
23	Rivera, Jincho		3	0-0	0-0	0-0	0-0	0	0	0	0	0	0	0
00	Harris, Jameon		1	0-1	0-0	0-0	0-0	0	0	0	0	0	0	0
TM	TEAM		0	0-0	0-0	0-0	2-8	10	0	0	0	0	0	0
	Totals		200	22-60	8-26	6-11	11-26	37	15	9	4	0	4	58

Team Summary	FG	3PT	FT
First Half	10-29 34.48 %	5-13 38.46 %	3-5 60.00 %
Second Half	12-31 38.71 %	3-13 23.08 %	3-6 50.00 %
Total	22-60 36.7 %	8-26 30.8 %	6-11 54.5 %

Technical Fouls: none
Lead Changed: 9 times(s)
Second Chance Points: 12
Points off Turnovers: 7
Scores Tied: 8 times(s)
Bench Points: 9
Points In the Paint: 20
Largest Lead: 0 0
Fast Break Points: 2



The Chicago State men's basketball team dropped an 85-63 to UTRGV Thursday night at the UTRGV Fieldhouse in Edinburg, Texas. The Cougars were looking for their second consecutive conference win but with loss drop to 5-13 overall and 1-4 in conference play while UTRGV improves to 6-11 and 1-4.

Chicago St. (5-13,1-4 WAC) -vs- UTRGV (6-11,1-4 WAC)
01/13/22 at UTRGV Fieldhouse, Edinburg, TX

Date: 01/13/22
Time: 7:00 PM
Attendance: 537
Site: UTRGV Fieldhouse, Edinburg, TX
Referees: Dan Nowakowski, Brent Dugas, Winston Stith

Score By Period	1	2	Total
Chicago St.	34	29	63
UTRGV	40	45	85

Chicago St. 63

#	Player	GS	MIN	FG	3PT	FT	ORB-DRB	REB	PF	A	TO	BLK	STL	PTS
02	Alexander,Dominique	*	34	3-10	1-6	8-9	3-4	7	4	5	1	0	0	15
15	Rushin,Coreyoun	*	31	6-11	0-1	1-4	1-4	5	4	2	6	0	1	13
03	Johnson,Bryce	*	36	4-13	3-10	0-0	0-2	2	2	0	4	0	0	11
25	Bigirumwami,Noah	*	16	2-3	0-0	1-4	4-0	4	4	0	0	0	0	5
11	Betson,Brandon	*	35	2-11	0-4	0-0	0-2	2	1	5	3	0	1	4
05	Chukwukelu,Favour		32	4-11	3-8	0-0	0-3	3	0	0	1	0	2	11
23	Rivera,Jincho		16	2-7	0-1	0-0	2-3	5	3	1	0	0	2	4
13	Blount,Robert Pierce		0+	0-0	0-0	0-0	0-0	0	0	0	0	0	0	0
TM	TEAM		0	0-0	0-0	0-0	4-3	7	0	0	0	0	0	0
Totals		-	200	23-66	7-30	10-17	14-21	35	18	13	15	0	6	63

Team Summary	FG	3PT	FT
First Half	13-28 46.43 %	5-13 38.46 %	3-6 50.00 %
Second Half	10-38 26.32 %	2-17 11.76 %	7-11 63.64 %
Total	23-66 34.8 %	7-30 23.3 %	10-17 58.8 %

Technical Fouls: (1) Alexander,Dominique
Second Chance Points: 12
Scores Tied: 2 times(s)
Points In the Paint: 24
Fast Break Points: 5
Lead Changed: 8 times(s)
Points off Turnovers: 8
Bench Points: 15
Largest Lead: 0 0

UTRGV 85

#	Player	GS	MIN	FG	3PT	FT	ORB-DRB	REB	PF	A	TO	BLK	STL	PTS
00	Adegunmi,Mike	*	29	6-10	1-3	6-7	2-8	10	1	3	3	1	1	19
13	Johnson,Xavier	*	24	3-11	3-11	7-7	1-2	3	1	4	3	0	0	16
11	Nelson,Marek	*	26	5-6	1-1	2-2	0-2	2	4	1	2	3	0	13
05	Nelson,Ricky	*	34	3-6	0-1	2-2	0-1	1	3	6	3	0	2	8
01	Johnson,Justin	*	25	3-8	0-0	1-2	0-13	13	4	2	2	0	0	7
02	Johnson II,Quinton		14	4-4	1-1	0-1	1-1	2	3	1	1	0	1	9
30	Taylor,RayQuan		14	3-3	1-1	0-0	1-1	2	0	0	0	2	1	7
10	Simmons,BJ		29	2-4	0-1	2-2	0-0	0	3	4	1	0	2	6
32	Butler,LaQuan		4	0-1	0-0	0-0	0-0	0	0	0	1	0	0	0
15	Butters,Shavaul		1	0-0	0-0	0-0	0-0	0	1	0	0	0	0	0
TM	TEAM		0	0-0	0-0	0-0	1-5	6	0	0	1	0	0	0
Totals		-	200	29-53	7-19	20-23	6-33	39	20	21	17	6	7	85

Team Summary	FG	3PT	FT
First Half	12-25 48.00 %	2-9 22.22 %	14-15 93.33 %
Second Half	17-28 60.71 %	5-10 50.00 %	6-8 75.00 %
Total	29-53 54.7 %	7-19 36.8 %	20-23 87.0 %

Technical Fouls: (1) Johnson,Justin
Second Chance Points: 7
Scores Tied: 2 times(s)
Points In the Paint: 36
Fast Break Points: 7
Lead Changed: 8 times(s)
Points off Turnovers: 12
Bench Points: 22
Largest Lead: 0 0

Chicago State had four players in double figures led by Dominique Alexander with 15, followed by Coreyoun Rushin with 13 and Bryce Johnson and Favour Chukwukelu with 11 each. Alexander scored eight of his nine points from the free throw line and had made 24 consecutive prior to missing his last attempt of the game,

UTRGV jumped out to a 4-0 lead and the Cougars countered with a 7-0 run on hoops by Betson, Rushin and a Chukwukelu three for a 7-4 lead. The Vaqueros regained the lead before Chukwukelu hit from beyond the three-point arc again and, following a Rushin dunk, made his third, scoring nine of the Cougars first 15 points and CSU led 15-11 with 11:41 remaining in the first half.

Former Cougars standout Xavier Johnson, now playing for UTRGV, was fouled attempting a three pointer and converted them all to help the Vaqueros pull within one, 15-14. Johnson finished with 16 for UTRGV. At that point, the teams exchanged baskets before UTRGV eventually extended their lead to eight, 31-23 with 3:46 remaining in the first half. Bryce Johnson converted a three to bring CSU within five, 31-26, before UTRGV scored onback-to-back trips to push the lead to nine, 35-26. Following a Rushin layup and free throw, Johnson hit a three for UTRGV and the Vaqueros had their largest lead, 40-29, with 90 seconds remaining until half. Chicago State scored five straight to close the half and trailed 40-34 going into the locker room at halftime.

UTRGV opened the second half with a 10-0 run and the Cougars were held scoreless for over the first five minutes and trailed by 16, 50-34 before Alexander snapped the streak with 14:53 remaining to play in the game, leaving the Cougars to play catch up. UTRGV extended the lead to 19, 72-53, at the 8:45 mark. The Cougars were held scoreless for over four minutes and trailed by 22 following an Alexander free throw, which was their eventual winning margin as UTRGV prevailed 85-63.



The Chicago State men's basketball team held Lamar scoreless for nearly nine minutes to start the second half and outscored the Cardinals 33-15 in the final 20 minutes to secure a 67-56 victory at the Montagne Center in Beaumont, Texas on Saturday. The win was the Cougars first conference road victory since Jan. 12, 2017 when CSU beat Utah Valley in Orem, 70-61.

The Cougars had four players score in double figures with Brandon Betson leading the way with 18, followed by Favour Chukwukelu with 14 and Coreyoun Rushin and Dominique Alexander each with 11. Noah Bigirimwami led the team with 11 rebounds and Rushin completed a double-double with 10 boards.

The teams traded baskets early with 11 lead changes in the first nine minutes before Lamar went on a 5-0 run to create some early separation. Betson and Chukwukelu handled the scoring in the opening minutes with Betson scoring nine of the first 15 points and Chukwukelu adding five.

Trailing 21-15, Bryce Johnson hit a three for the Cougars to close the gap, then Dominique Alexander followed with another three to tie the game 21-21. Following a Lamar bucket, Coreyoun Rushin converted an and-1 to put CSU back on top, 24-23. The Cardinals went on a 6-1 run stopped by a pair of Jincho Rivera free throws and the Lamar lead was three, 30-27. Following a pair of Alexander free throws, Lamar closed the first half on a 7-3 run and a 41-34 halftime lead.

Lamar came out cold in the second half and failed to score for nearly nine minutes and Chicago State took advantage, turning a seven-point halftime deficit into a 46-43 lead, expanding the run to 26-6 and a 60-47 CSU lead with just under four minutes to play.

The Cougars held Lamar to 31.1 percent shooting (19-of-61), including just six-of-19 from beyond the three-point arc and the Cougars out rebounded the Cardinals by 10, 40-30.

The Cardinals fall to 2-14 overall and 0-5 in the WAC while Chicago State improves to 6-13 overall and 2-4 in conference play. Next up for the Cougars will be a pair of home games, hosting Utah Valley on Thursday, Jan. 27 and 7 p.m. followed by Dixie State on Saturday, Jan. 29 at 2 p.m.

Chicago St. (6-13,2-4 WAC) -vs- Lamar University (2-14,0-3 WAC)
01/15/22 at Montagne Center, Beaumont, TX

Date: 01/15/22
Time: 3:00 PM
Attendance: 1,582
Site: Montagne Center, Beaumont, TX
Referees: Brad Gaston, Brad Fowler, Randy Richardson

Score By Period	1	2	Total
Chicago St.	34	33	67
Lamar University	41	15	56

Chicago St. 67

#	Player	GS	MIN	FG	3PT	FT	ORB-DRB	REB	PF	A	TO	BLK	STL	PTS
11	Betson,Brandon	*	38	7-12	2-3	2-2	0-3	3	3	5	3	0	1	18
02	Alexander,Dominique	*	40	4-11	2-3	3-6	0-7	7	2	5	3	0	1	13
15	Rushin,Coreyoun	*	40	5-7	0-0	3-7	5-5	10	1	0	0	2	1	13
25	Bigirimwami,Noah	*	30	2-8	0-2	0-0	3-8	11	4	0	5	0	0	4
03	Johnson,Bryce	*	18	1-3	1-3	0-0	0-5	5	4	0	1	0	0	3
05	Chukwukelu,Favour		29	4-5	4-5	2-2	1-0	1	2	0	3	0	1	14
23	Rivera,Jincho		5	0-0	0-0	2-2	1-1	2	0	1	1	0	0	2
TM	TEAM		0	0-0	0-0	0-0	1-0	1	0	0	0	0	0	0
Totals		-	200	23-46	9-16	12-19	11-29	40	16	11	16	2	4	67

Team Summary	FG	3PT	FT
First Half	10-24 41.67 %	4-9 44.44 %	10-12 83.33 %
Second Half	13-22 59.09 %	5-7 71.43 %	2-7 28.57 %
Total	23-46 50.0 %	9-16 56.3 %	12-19 63.2 %

Technical Fouls: none Second Chance Points: 15 Scores Tied: 5 times(s) Points In the Paint: 20 Fast Break Points: 2
Lead Changed: 11 times(s) Points off Turnovers: 14 Bench Points: 16 Largest Lead: 0 0

Lamar University 56

#	Player	GS	MIN	FG	3PT	FT	ORB-DRB	REB	PF	A	TO	BLK	STL	PTS
24	McClure,Brock	*	38	4-10	1-3	4-4	4-6	10	4	0	1	0	3	13
20	Roberts,C.J.	*	32	1-12	0-6	2-3	0-0	0	2	4	2	1	2	4
00	Smith,Lincoln	*	17	2-7	0-0	0-0	2-3	5	4	0	0	1	1	4
03	Jefferson,Ellis	*	23	1-5	1-1	0-0	0-2	2	2	1	0	0	0	3
15	Reyes,Deiman	*	8	1-3	0-0	0-0	1-0	1	1	0	0	0	0	2
04	Harrison,Kasen		27	5-9	2-3	4-4	0-1	1	0	2	2	0	2	16
13	Buster,Davion		24	3-7	2-4	0-0	0-1	1	1	1	2	0	0	8
35	Carpenter,Clayton		16	1-4	0-0	2-2	4-2	6	4	0	2	0	1	4
02	Ledet,Avontez		15	1-4	0-2	0-0	1-0	1	1	1	0	0	0	2
TM	TEAM		0	0-0	0-0	0-0	2-1	3	0	0	0	0	0	0
Totals		-	200	19-61	6-19	12-13	14-16	30	19	9	9	2	9	56

Team Summary	FG	3PT	FT
First Half	15-31 48.39 %	5-10 50.00 %	6-6 100.00 %
Second Half	4-30 13.33 %	1-9 11.11 %	6-7 85.71 %
Total	19-61 31.1 %	6-19 31.6 %	12-13 92.3 %

Technical Fouls: none Second Chance Points: 13 Scores Tied: 5 times(s) Points In the Paint: 22 Fast Break Points: 9
Lead Changed: 11 times(s) Points off Turnovers: 10 Bench Points: 30 Largest Lead: 0 0



The Chicago State men's basketball team (6-14, 2-5 Western Athletic Conference) fell to Utah Valley (14-6, 5-3) 101-87 Thursday Night at the Jones Convocation Center in Chicago. Utah Valley shot 76.2 percent from the field in the second half and 69.1 percent for the game while the Cougars fell just below those totals, hitting 61.3 in the second half and 54.1 for the game.

Dominique Alexander led all scorers with 23 points, converting 7-of-12 from the field, including 2-of-4 from beyond three and 7-for-7 from the free throw line. The Cougars had three other players in double figures with Coreyoun Rushin adding 17, Brandon Betson 15 and Jahsean Corbett 14.

Utah Valley opened the scoring with four quick points on back-to-back possessions to open the game before Jahsean Corbett got the Cougars on the board with a three. Following a Wolverines hoop, Ali Dibba converted a layup to pull CSU back to within one, 6-5. The teams exchanged baskets and Dominique Alexander scored on back-to-back Cougars possessions and his and-one tied the score at 10-10. UTU went on a 5-0 run before a Coreyoun Rushin free throw and Favour Chukwukelu three pulled CSU back to within one, 15-14.

At that point, the Wolverines went on a 7-0 run to lead by eight, 22-14. Ali Dibba stopped the run with a three-point-er before another UVU run of six points extended the lead to 11. Dibba again stopped the run, converting a jumper but CSU trailed 28-19. UVU countered with an 8-2 run and had its largest lead of the game, 15 points, 36-21, with 7:14 remaining in the first half.

Corbett made a three and Alexander a pair of free throws to cut the lead to 10, 36-26, before a Wolverines 5-2 run pushed the lead back to 13, 41-28. The teams exchanged baskets for the remainder of the half and the Wolverines took a 52-37 lead into the locker room at halftime.

The Cougars came out hot in the second half and went on a 15-7 run to cut the 15-point halftime deficit to seven, 59-52, with 16:34 remaining to play. UTU countered with a 5-0 run and the lead remained in double digits a Betson three again cut the deficit to seven and, following a Wolverines basket, Rushin scored and Favour Chukwukelu made a pair of free throws and the margin was just five, 73-68, with 10:30 left to play. An 11-6 Utah Valley pushed the lead back into double digits, 86-74. The lead remained in double digits for the remainder of the game with Chicago State cutting it to 10, but a 9-1 UVU run put the game out of reach.

Utah Valley (14-6,5-3 WAC) -vs- Chicago St. (6-14,2-5 WAC)
01/27/22 at Emil and Patricia Jones Convocation Center, Chicago, IL

Date: 01/27/22
Time: 7:00 PM
Attendance: 250
Site: Emil and Patricia Jones Convocation Center, Chicago, IL
Referees: Dan Nowakowski, Jim Schipper, Brad Ferrie

Score By Period	1	2	Total
Utah Valley	52	49	101
Chicago St.	37	50	87

Utah Valley 101

#	Player	GS	MIN	FG	3PT	FT	ORB-DRB	REB	PF	A	TO	BLK	STL	PTS
15	Harding, Connor	*	30	7-8	4-5	0-0	1-2	3	1	1	3	0	0	18
11	Aimaq, Fardaws	*	28	6-9	1-1	4-4	2-3	5	4	3	1	0	0	17
05	Fuller, Tim	*	29	7-9	0-1	1-1	2-3	5	1	1	1	1	1	15
01	Darthard, Le'Tre	*	29	4-6	1-1	4-4	0-5	5	1	2	0	0	0	13
03	Nield, Blaze	*	16	2-2	0-0	0-0	0-1	1	2	1	2	0	0	4
02	Ceaser, Tim		20	6-9	1-1	4-4	1-2	3	3	0	2	1	0	17
24	Harmon, Justin		22	5-8	0-1	2-4	1-2	3	1	4	0	1	1	12
00	McCord, Asa		2	1-1	1-1	0-0	0-0	0	0	0	0	0	1	3
10	McClanahan, Jaden		24	0-3	0-0	2-2	1-1	2	4	4	2	0	1	2
TM	TEAM		0	0-0	0-0	0-0	3-3	6	0	0	1	0	0	0
Totals		-	200	38-55	8-11	17-19	11-22	33	17	16	12	3	4	101

Team Summary	FG	3PT	FT
First Half	22-34 64.71 %	4-7 57.14 %	4-4 100.00 %
Second Half	16-21 76.19 %	4-4 100.00 %	13-15 86.67 %
Total	38-55 69.1 %	8-11 72.7 %	17-19 89.5 %

Technical Fouls: none
Lead Changed: 0 times(s)
Second Chance Points: 14
Points off Turnovers: 13
Scores Tied: 1 times(s)
Bench Points: 34
Points In the Paint: 48
Largest Lead: 0 0
Fast Break Points: 6

Chicago St. 87

#	Player	GS	MIN	FG	3PT	FT	ORB-DRB	REB	PF	A	TO	BLK	STL	PTS
02	Alexander, Dominique	*	36	7-12	2-4	7-7	3-2	5	4	5	2	0	2	23
15	Rushin, Coreyoun	*	36	7-13	0-1	3-6	1-0	1	3	4	1	0	2	17
11	Betson, Brandon	*	33	6-13	3-5	0-1	0-1	1	3	2	3	0	1	15
24	Corbett, Jahsean	*	32	6-12	2-5	0-0	2-1	3	4	0	0	1	0	14
14	Dibba, Ali Abdou	*	12	4-6	1-2	0-0	0-0	0	0	0	0	0	0	9
05	Chukwukelu, Favour		14	1-2	1-2	2-2	0-0	0	1	0	0	0	0	5
25	Bigirumwami, Noah		11	2-3	0-1	0-0	0-1	1	1	0	0	0	0	4
22	Bayi Ba Mendeng, Teddy		14	0-0	0-0	0-0	0-1	1	2	0	0	0	0	0
03	Johnson, Bryce		12	0-0	0-0	0-0	0-0	0	2	0	0	0	0	0
TM	TEAM		0	0-0	0-0	0-0	2-1	3	0	0	0	0	0	0
Totals		-	200	33-61	9-20	12-16	8-7	15	20	11	6	1	5	87

Team Summary	FG	3PT	FT
First Half	14-30 46.67 %	5-11 45.45 %	4-5 80.00 %
Second Half	19-31 61.29 %	4-9 44.44 %	8-11 72.73 %
Total	33-61 54.1 %	9-20 45.0 %	12-16 75.0 %

Technical Fouls: none
Lead Changed: 0 times(s)
Second Chance Points: 13
Points off Turnovers: 18
Scores Tied: 1 times(s)
Bench Points: 9
Points In the Paint: 40
Largest Lead: 0 0
Fast Break Points: 10



The Chicago State men's basketball team (6-15, 2-6 Western Athletic Conference) dropped a 79-65 decision to Dixie State (11-10, 4-4) Saturday afternoon at the Jones Convocation Center in Chicago. The Cougars fell behind following an early Trailblazers run and came back from 17-point deficits on two occasions and trailed by just five, 73-65, with under five minutes remaining in the game but the DSU closed the game with an 11-2 run for the win.

Coreyoun Rushin led three Cougars who scored in doubles figures with 17 points, followed by Jahsean Corbett with 16 and Dominique Alexander with 10. Rushin and Corbett tied for high rebounding honors with seven each. Kedrick Green provided a spark off the bench for CSU. Green hadn't played in the previous seven games or the first half against Dixie State but scored nine second-half points in 11 minutes to help the Cougars comeback.

Dixie State set the tone early, opening the game with a three and maintaining an early lead until Alexander reeled off five straight points to tie the game 7-7 at the 15-minute mark. The Cougars took their first lead following a Bryce Johnson layup to go up two, 9-7, then, following a Trailblazers basket, Johnson converted a three for CSU's largest lead of the first half. At that point, Dixie State went on a 13-2 run and turned the three-point deficit into an eight-point lead, 22-14, with 9:07 left in the first half.

Coreyoun Rushin scored four of his 11 first-half points on back-to-back possessions to cut the lead to six, 22-16, but the Trailblazers reeled off five straight to push the CSU deficit to 11. Alexander converted a layup and Rushin a dunk to pull within seven, 27-20, before DSU put up another run, this time outscoring the Cougars 11-2 over the next three minutes and the lead was 16, 38-22, with 3:08 until half. Chicago State outscored Dixie State 9-5 in the final three minutes of the half but trailed 43-31 after the first 20 minutes.

Dixie State extended its 12-point halftime lead to 17 by the 15-minute mark of the second half for the next two minutes. At that point, Jahsean Corbett took over the scoring for the Cougars, scoring 10 consecutive points as part of a 12-2 CSU run to cut the margin to five, 57-52, with just over 10 minutes to play. The Trailblazers countered with a 7-0 run before Green and Rushin converted a three pointer and layup, respectively to pull back within seven. Following a pair of DSU free throws pushed the lead back to nine, Green made four consecutive from the charity stripe to cut the margin to five. Dixie State scored and Corbett followed with a layup and, with the margin once again five, 68-63, the Trailblazers closed the game with an 11-2 run for the 79-65 victory.

Dixie St. (11-10,4-4 WAC) -vs- Chicago St. (6-15,2-6 WAC)
01/29/22 at Emil and Patricia Jones Convocation Center, Chicago, IL

Date: 01/29/22
Time: 2:00 PM
Attendance: 119
Site: Emil and Patricia Jones Convocation Center, Chicago, IL
Referees: Tommy Johnson, Mike O'Neill, Eric Anderson

Score By Period	1	2	Total
Dixie St.	43	36	79
Chicago St.	31	34	65

Dixie St. 79

#	Player	GS	MIN	FG	3PT	FT	ORB-DRB	REB	PF	A	TO	BLK	STL	PTS
44	Schofield,Hunter	*	28	7-14	2-2	7-8	1-6	7	3	0	2	1	0	23
14	Leter,Dancell	*	31	5-8	1-1	2-2	3-8	11	0	1	2	0	0	13
21	Pope,Isaiah	*	23	4-8	1-3	3-3	1-2	3	3	0	3	0	0	12
03	Gooden,Cameron	*	34	1-6	0-3	8-10	2-2	4	2	2	0	0	0	10
22	Staine, Frank	*	32	2-5	1-3	2-2	1-4	5	3	4	0	0	1	7
40	Ailfrey,Trevon		9	3-6	0-1	0-0	1-0	1	2	0	1	0	0	6
24	Nicolds,Jacob		9	1-2	0-0	1-2	0-1	1	2	1	0	0	1	3
01	Gilbert,Brock		6	1-2	1-2	0-0	0-0	0	0	2	1	0	0	3
11	Gonsalves,Noa		21	1-3	0-1	0-0	0-3	3	1	4	0	1	0	2
04	Mulibea,Andre		4	0-0	0-0	0-0	0-0	0	0	0	0	0	0	0
02	Edmonds,Trey		3	0-0	0-0	0-0	0-1	1	2	0	1	0	0	0
TM	TEAM		0	0-0	0-0	0-0	4-2	6	0	0	0	0	0	0
Totals		-	200	25-54	6-16	23-27	13-29	42	18	14	10	2	2	79

Team Summary	FG	3PT	FT
First Half	15-28 53.57 %	3-8 37.50 %	10-13 76.92 %
Second Half	10-26 38.46 %	3-8 37.50 %	13-14 92.86 %
Total	25-54 46.3 %	6-16 37.5 %	23-27 85.2 %

Technical Fouls: none Second Chance Points: 12 Scores Tied: 3 times(s) Points In the Paint: 38 Fast Break Points: 8
Lead Changed: 2 times(s) Points off Turnovers: 20 Bench Points: 14 Largest Lead: 0 0

Chicago St. 65

#	Player	GS	MIN	FG	3PT	FT	ORB-DRB	REB	PF	A	TO	BLK	STL	PTS
15	Rushin,Coreyoun	*	37	7-13	0-0	3-3	3-4	7	3	2	2	2	3	17
24	Corbett,Jahsean	*	36	6-15	1-5	3-4	1-6	7	5	0	1	0	0	16
02	Alexander,Dominique	*	26	4-9	2-5	0-0	0-2	2	2	2	2	0	2	10
11	Betson,Brandon	*	29	1-8	1-5	0-0	0-2	2	2	2	0	0	0	3
25	Birgurmwami,Noah	*	17	0-1	0-0	0-0	1-0	1	3	1	0	0	1	0
21	Green,Kedrick		11	2-3	1-2	4-5	1-2	3	3	0	0	0	0	9
03	Johnson,Bryce		27	2-8	1-5	0-0	1-2	3	0	3	1	0	0	5
05	Chukwukelu,Favour		17	2-4	1-3	0-0	1-0	1	2	1	0	0	2	5
TM	TEAM		0	0-0	0-0	0-0	2-1	3	0	0	2	0	0	0
Totals		-	200	24-61	7-25	10-12	10-19	29	20	11	8	2	8	65

Team Summary	FG	3PT	FT
First Half	13-29 44.83 %	4-11 36.36 %	1-1 100.00 %
Second Half	11-32 34.38 %	3-14 21.43 %	9-11 81.82 %
Total	24-61 39.3 %	7-25 28.0 %	10-12 83.3 %

Technical Fouls: (1) TEAM Second Chance Points: 13 Scores Tied: 3 times(s) Points In the Paint: 32 Fast Break Points: 4
Lead Changed: 2 times(s) Points off Turnovers: 14 Bench Points: 19 Largest Lead: 0 0



The Chicago State men's basketball team dropped a 77-73 decision to Abilene Christian Wednesday afternoon at the Teague Center in Abilene, Texas. The Cougars struggled with turnovers in the first half and trailed by many as 16 points midway through the second half but staged a furious comeback to trail by just two with 40 seconds remaining in the game.

Brandon Betson led all scorers with 22 points, including making a season-high six three pointers (6-of-8) while Co-reyoun Rushin added 18 and Bryce Johnson 16 to round out the double-figure scorers for CSU. Rushin led both teams in rebounds with 10 as he registered his third double-double of the season.

Abilene Christian started the game with a 7-0 run before Betson stopped the streak with a three to put the Cougars on the board, starting a 9-3 CSU run and Chicago State trailed 10-9 with 14:36 remaining. Betson, Rushin and Jincho Rivera accounted for CSU's early scoring as Betson scored three, Rushin two and Rivera four. The Wildcats responded with a 6-0 run and it was Rushin who stopped it with an and-1, converting a layup and free throw and CSU trailed 16-12. Bryce Johnson made a three on the Cougars next possession and the Abilene Christian lead was just one, 16-15, with 11:57 remaining.

The Wildcats scored on their ensuing possession and CSU turnovers on back-to-back possessions led to ACU layup and a quick 6-0 run and a seven-point lead, 22-15.

Chicago State struggled with turnovers during the first half, committing 17, leading to 27 of ACU's 42 points. The Cougars gave up 10 turnovers in the first 10 minutes which led to 15 of the Wildcats first 22 Wildcats points.

Despite the turnovers, Brandon Betson scored and Dominique Alexander made a three to cut the margin to two, 22-20 with 9:11 remaining. At that point, the Wildcats went on a 16-2 run with the lone points coming from the free throw line for the Cougars and the margin was 16, 38-22, at the 3:57 mark. CSU closed out the half, outscoring ACU 6-4 and trailed 42-28 at the half.

The Cougars made their first six shots of the second half, with a pair of buckets by Rushin, one by Dominique Alexander, a pair of threes by Bryce Johnson and another by Betson coupled by two free throw by Favour Chukwukelu and CSU cut the lead to 10, 55-45 with 14:57 left to play.

At that point, the Cougars went on a scoring drought of 4:35 but Abilene Christian could only extend the lead to 14 before the teams exchanged single free throws and the Wildcats led 60-46. Noah Bigirumwami scored for Chicago State to stop the drought and start a quick 7-2 run as Betson made a three and a Rushin dunk and the lead was single digits, 62-53, with 7:37 remaining.

Abilene Christian then failed to score from the field over the next four minutes with their only points coming from the free throw line and Chicago State whittled the double-digit lead down to five before the Wildcats next field goal and a 7-0 run pushed the margin back to 12 at the 3:06 mark.

The Cougars began their furious rally at that point. Betson made a pair of threes, Rushin and Jincho Rivera layups with last cutting the margin to two, 73-71, with :40 seconds remaining to play. The Wildcats converted a layup out of a timeout, the Cougars answered with six seconds left and an additional fast break layup ended the game with ACU hanging on for the 77-73 win.

Chicago St. (6-16,2-7 WAC) -vs- Abilene Christian (15-7,6-5 WAC)
02/02/22 at Moody Coliseum, Abilene, TX

Date: 02/02/22
Time: 5:00 PM
Attendance: 444
Site: Moody Coliseum, Abilene, TX
Referees: Jeff Malham, Winston Stith, Tommy Nunez

Score By Period	1	2	Total
Chicago St.	28	45	73
Abilene Christian	42	35	77

Chicago St. 73

#	Player	GS	MIN	FG	3PT	FT	ORB-DRB	REB	PF	A	TO	BLK	STL	PTS
11	Betson,Brandon	*	36	7-13	6-8	2-2	0-1	1	2	4	4	0	0	22
15	Rushin,Coreyoun	*	36	7-7	0-0	4-9	3-7	10	4	3	4	2	0	18
02	Alexander,Dominique	*	38	2-10	1-6	2-3	1-2	3	1	3	5	0	1	7
05	Chukwukelu,Favour	*	16	0-1	0-1	2-2	1-2	3	0	0	0	0	0	2
24	Corbett,Jahsean	*	11	0-1	0-1	0-0	0-1	1	5	0	4	0	0	0
03	Johnson,Bryce		27	5-8	4-7	2-2	0-1	1	2	0	0	0	1	16
23	Rivera,Jincho		20	3-5	0-0	0-0	1-2	3	4	1	1	0	1	6
25	Bigirumwami,Noah		14	1-1	0-0	0-0	0-3	3	2	0	1	1	0	2
21	Green,Kedrick		2	0-0	0-0	0-0	0-0	0	2	0	3	0	0	0
TM	TEAM		0	0-0	0-0	0-0	0-0	0	0	0	0	0	0	0
Totals		-	200	25-46	11-23	12-18	6-19	25	22	11	22	3	3	73

Team Summary	FG	3PT	FT
First Half	9-20 45.00 %	4-11 36.36 %	6-10 60.00 %
Second Half	16-26 61.54 %	7-12 58.33 %	6-8 75.00 %
Total	25-46 54.3 %	11-23 47.8 %	12-18 66.7 %

Technical Fouls: none **Second Chance Points:** 8 **Scores Tied:** 0 times(s) **Points In the Paint:** 26 **Fast Break Points:** 4
Lead Changed: 0 times(s) **Points off Turnovers:** 8 **Bench Points:** 24 **Largest Lead:** 0 0

Abilene Christian 77

#	Player	GS	MIN	FG	3PT	FT	ORB-DRB	REB	PF	A	TO	BLK	STL	PTS
20	Mason,Coryon	*	27	6-11	2-4	4-4	0-3	3	4	1	1	0	4	18
23	Simmons,Airion	*	16	4-6	0-0	2-4	1-2	3	4	3	2	1	3	10
12	Morris,Mahki	*	31	2-6	1-5	4-4	0-3	3	0	1	1	0	1	9
11	Cameron,Tobias	*	26	3-8	0-1	1-2	2-3	5	1	3	0	0	1	7
10	Miller,Reggie	*	32	2-5	0-1	0-1	0-2	2	3	2	2	0	2	4
25	Allen,Immanuel		14	2-3	0-1	6-6	0-1	1	2	1	1	1	0	10
04	Daniels,Damien		25	4-6	0-1	1-1	1-1	2	1	1	0	0	3	9
34	Gai,Yuot		8	2-2	0-0	2-2	0-1	1	3	0	1	0	0	6
05	Steele,Cameron		12	2-4	0-1	0-0	1-1	2	3	1	3	0	0	4
02	Jackson,Ja'Sean		7	0-0	0-0	0-0	0-0	0	0	1	0	0	0	0
15	Cadeaux de Dieu,Furaha		2	0-1	0-0	0-0	0-0	0	1	0	0	0	0	0
TM	TEAM		0	0-0	0-0	0-0	0-0	0	0	0	1	0	0	0
Totals		-	200	27-52	3-14	20-24	5-17	22	22	14	12	2	14	77

Team Summary	FG	3PT	FT
First Half	16-30 53.33 %	2-9 22.22 %	8-9 88.89 %
Second Half	11-22 50.00 %	1-5 20.00 %	12-15 80.00 %
Total	27-52 51.9 %	3-14 21.4 %	20-24 83.3 %

Technical Fouls: none **Second Chance Points:** 5 **Scores Tied:** 0 times(s) **Points In the Paint:** 46 **Fast Break Points:** 23
Lead Changed: 0 times(s) **Points off Turnovers:** 33 **Bench Points:** 29 **Largest Lead:** 0 0



The Chicago State men's basketball team lost to Tarleton State 57-54 Saturday night at Wisdom Gym in Stephenville, Texas. The Cougars overcame an 11-point first-half deficit and a pair of Texans 5-0 second-half runs to come all the way back to lead by two in the final minute before Tarleton tied and regained the lead from the free throw line and eventual three-point win.

Brandon Betson led all scorers with 16 points while Kedrick Green added 14 off the bench with a season-high three three-point field goals. The Cougars had a 40-35 advantage on the boards, including 14-10 on the offensive end. Coreyoun Rushin led all players with 15 rebounds.

Chicago State jumped out to an early lead on a three by Betson and a put-back layup by Rushin for an early 5-0 advantage. Tarleton State responded with a 5-0 run of their own to knot the game 5-5 at the 14:47 mark. Teddy Bayi Ba Mendeng made a pair of free throws before the Texans made layups on back-to-back possessions plus a free throw for their first lead of the game, 10-7, with 12:58 remaining. Betson then converted his second three to tie the score 10-10 before the Cougars went cold from the field, converting only 1-of-9 field goals and the Texans took advantage with a 10-2 run and a 20-12 lead with 8:27 until the half.

Kedrick Green made a layup to stop the run before another extended Tarleton scoring streak, this time 7-2, and the Texans had their largest lead of the game, 11 points, with 3:32 left until the end of the half. At that point, Betson made a pair of free throws and the Texans failed to score for the remainder of the half, going 0-for-9 over the final 3:32 and the Cougars erased the 11-point deficit with an 11-0 run of their own to end the half and the score was tied 27-27. Chicago State only made 4-of-17 three pointers and 8-of-26 overall but won the battle of the boards by six, including eight offensive rebounds.

Tarleton State came out of the locker room after halftime with a 5-0 run before back-to-back Jahsean Corbett layups cut the margin to three, 34-31, with 17:08 remaining. Following a Tarleton three, Dominique Alexander scored his first points of the game at the Texans lead was four, 37-33. Chicago State went on a three-minute scoring drought and the Texans took advantage with a 5-0 run to push the lead to nine, 42-33, at the 11:53 mark.

Green made a three for the Cougars and the Texans answered with one of their own before Chicago State went on a 12-4 run cut the lead to one, 49-48, at the 4:28 mark. Following a Texans layup, Green made a free throw and Betson two plus a jumper and Chicago State had their first lead of the second half, 53-51, with 1:15 remaining to play. Tarleton tied the game from the line and took a one-point lead before Betson drove to the basket and missed a layup with contact and a foul by Rushin put the Texans at the line. The Texans converted two free throws for a three-point lead with 10 seconds remaining and held on for the three-point win, 57-54.

Chicago St. (6-17,2-8 WAC) -vs- Tarleton St. (11-13,6-5 WAC)
02/05/22 at Wisdom Gymnasium, Stephenville, TX

Date: 02/05/22
Time: 7:00 PM
Attendance: 2,223
Site: Wisdom Gymnasium, Stephenville, TX
Referees: Randal Anders, Wilson Holland, Ronnie Hernandez

Score By Period	1	2	Total
Chicago St.	27	27	54
Tarleton St.	27	30	57

Chicago St. 54

#	Player	GS	MIN	FG	3PT	FT	ORB-DRB	REB	PF	A	TO	BLK	STL	PTS
11	Betson, Brandon	*	33	4-14	3-8	5-6	0-3	3	1	1	3	0	1	16
24	Corbett, Jahsean	*	33	3-13	0-6	3-4	2-5	7	4	0	2	0	0	9
02	Alexander, Dominique	*	37	2-6	0-4	0-0	1-2	3	3	2	2	0	3	4
15	Rushin, Coreyoun	*	34	1-5	0-0	1-5	5-10	15	4	5	1	1	1	3
25	Bigirumwami, Noah	*	13	0-1	0-0	0-0	0-1	1	3	0	0	2	0	0
21	Green, Kedrick		22	5-8	3-6	1-3	0-0	0	3	0	3	0	0	14
03	Johnson, Bryce		16	2-5	0-2	0-0	3-1	4	1	0	0	0	0	4
22	Bayi Ba Mendeng, Teddy		9	1-2	0-1	2-2	1-3	4	1	0	1	2	0	4
05	Chukwukelu, Favour		2	0-0	0-0	0-0	0-0	0	0	0	0	0	0	0
23	Rivera, Jincho		1	0-0	0-0	0-0	0-0	0	0	0	0	0	0	0
TM	TEAM		0	0-0	0-0	0-0	2-1	3	0	0	1	0	0	0
Totals		-	200	18-54	6-27	12-20	14-26	40	20	8	13	5	5	54

Team Summary	FG	3PT	FT
First Half	8-26 30.77 %	4-17 23.53 %	7-11 63.64 %
Second Half	10-28 35.71 %	2-10 20.00 %	5-9 55.56 %
Total	18-54 33.3 %	6-27 22.2 %	12-20 60.0 %

Technical Fouls: none Second Chance Points: 8 Scores Tied: 7 times(s) Points In the Paint: 22 Fast Break Points: 7
Lead Changed: 3 times(s) Points off Turnovers: 11 Bench Points: 22 Largest Lead: 0 0

Tarleton St. 57

#	Player	GS	MIN	FG	3PT	FT	ORB-DRB	REB	PF	A	TO	BLK	STL	PTS
04	Small, Tahj	*	31	4-9	2-2	4-5	2-3	5	2	0	5	1	0	14
01	McDavid, Noah	*	31	3-7	3-4	2-2	2-2	4	5	0	1	0	1	11
03	Bogues, Shamir	*	40	3-8	0-1	3-3	1-4	5	3	2	1	0	2	9
02	Hicks, Freddy	*	31	3-10	0-1	2-3	1-5	6	4	2	0	0	0	8
11	Gipson, Montre	*	34	3-10	1-4	0-0	1-6	7	3	1	4	0	1	7
14	Hopkins, Javontae		27	3-7	0-0	2-4	1-1	2	1	2	0	0	3	8
55	Moore, Jayshawn		4	0-0	0-0	0-0	0-0	0	1	0	0	0	0	0
25	Brown, Bryce		2	0-1	0-0	0-0	0-0	0	0	0	0	0	0	0
20	Winslow, Luke		0	0-0	0-0	0-0	0-0	0	0	0	0	0	0	0
TM	TEAM		0	0-0	0-0	0-0	2-4	6	0	0	0	0	0	0
Totals		-	200	19-52	6-12	13-17	10-25	35	19	7	11	1	7	57

Team Summary	FG	3PT	FT
First Half	9-29 31.03 %	4-8 50.00 %	5-6 83.33 %
Second Half	10-23 43.48 %	2-4 50.00 %	8-11 72.73 %
Total	19-52 36.5 %	6-12 50.0 %	13-17 76.5 %

Technical Fouls: none Second Chance Points: 9 Scores Tied: 7 times(s) Points In the Paint: 26 Fast Break Points: 9
Lead Changed: 3 times(s) Points off Turnovers: 13 Bench Points: 8 Largest Lead: 0 0

CHICAGO STATE COUGARS BASKETBALL



The Chicago State men's basketball team fell to Stephen F. Austin 81-61 Thursday night at the Jones Convocation Center in Chicago. The Cougars rebounded from a slow start, only hitting one of their first eight shots, to keep the game close through the first half but the Lumberjacks pulled away for the 20-point win.

With the loss, the Cougars fall to 6-18 overall and 2-9 in the Western Athletic Conference while Stephen F. Austin improves to 16-8 overall and 8-4 in conference play.

The two teams will play two times in a week, following tonight's game, the two will meet again Wednesday, Feb. 16 in Nacogdoches, Texas. The Lumberjacks will play the Cougars back-to-back while Chicago State will welcome Sam Houston State between meetings.

Bryce Johnson led the Cougars with 15 points while Brandon Betson and Coreyoun Rushin each added 13 and Jahsean Corbett 12. Dominique Alexander had seven rebounds to lead the team and Betson added a team-high five assists.

The Cougars opened the scoring with a pair of free throws by Coreyoun Rushin but struggled from the field with a 1-for-8 start and the Lumberjacks took advantage with a 12-2 run and led 12-4 with 11:37 remaining in the first half. Rushin snapped the run with a bucket and the score ignited the Cougars scoring. At the point, Chicago State converted 7-of-9 from the field, including 5-8 from the three-point arc to pull within six, 29-23, at the 5:33 mark. Bryce Johnson and Brandon Betson each knocked down a pair of threes and Kedrick Green one during the stretch. The Lumberjacks responded with a 5-0 run to extend the lead to 11, 34-23, before Johnson and Rushin scored to cut the gap to 34-27. The half end with both teams converting a pair from the free throw line and Stephen F. Austin led at the half 38-29.

The Cougars pulled to within six early in the second half, 39-33, before the teams starting exchanging scores and the Lumberjacks started to dominate in the paint, eventually outscoring the Cougars 46-24 from close range. SFA had a 6-2 run to push the lead to double digits, 45-35, and Chicago State wouldn't get closer than seven the rest of the way.

**SFA (16-8,8-4 WAC) -vs- Chicago St. (6-18,2-9 WAC)
02/10/22 at Emil and Patricia Jones Convocation Center, Chicago, IL**

Date: 02/10/22
Time: 7:00 PM
Attendance: 142
Site: Emil and Patricia Jones Convocation Center, Chicago, IL
Referees: Tommy Johnson, Brad Gaston, Rob Kueneman

Score By Period	1	2	Total
SFA	38	43	81
Chicago St.	29	32	61

SFA 81

#	Player	GS	MIN	FG	3PT	FT	ORB-DRB	REB	PF	A	TO	BLK	STL	PTS
14	Kensmil,Gavin	*	31	6-11	0-0	7-9	4-0	4	1	4	3	0	0	19
13	Solomon,Calvin	*	18	5-7	0-0	0-4	2-4	6	4	1	2	1	2	10
04	Kachelries,David	*	27	3-7	0-2	3-4	0-5	5	4	6	1	0	1	9
10	Jossell,Latrell	*	24	3-7	2-6	0-0	0-0	0	2	0	3	0	4	8
00	Hawksin,Nigel	*	11	0-6	0-1	0-0	3-0	3	2	0	0	0	1	0
03	Hall,Sadaldriene		16	4-6	0-0	5-5	1-4	5	1	2	2	0	1	13
05	Jackson-Posey,Jaylin		28	4-9	1-4	0-0	0-5	5	3	2	2	2	2	9
22	Antwi-Boasiako,Nana		12	2-3	1-1	1-2	0-2	2	0	0	0	0	0	6
01	Tezeno,Derrick		15	2-2	0-0	0-0	1-4	5	2	1	0	2	0	4
25	Willis,Diego		15	1-4	1-3	0-0	1-2	3	1	0	0	0	2	3
02	Aku,Jonathan		3	0-0	0-0	0-0	0-0	0	1	0	1	0	0	0
TM	TEAM		0	0-0	0-0	0-0	2-2	4	0	0	1	0	0	0
	Totals		-	200	30-62	5-17	16-24	42	21	16	15	5	13	81

Team Summary	FG	3PT	FT
First Half	13-31 41.94 %	3-9 33.33 %	9-15 60.00 %
Second Half	17-31 54.84 %	2-8 25.00 %	7-9 77.78 %
Total	30-62 48.4 %	5-17 29.4 %	16-24 66.7 %

Technical Fouls: none **Second Chance Points:** 14 **Scores Tied:** 2 times(s) **Points In the Paint:** 46 **Fast Break Points:** 7
Lead Changed: 1 times(s) **Points off Turnovers:** 17 **Bench Points:** 35 **Largest Lead:** 0 0

Chicago St. 61

#	Player	GS	MIN	FG	3PT	FT	ORB-DRB	REB	PF	A	TO	BLK	STL	PTS
11	Betson,Brandon	*	34	4-11	4-8	1-2	0-1	1	3	5	2	0	1	13
15	Rushin,Coreyoun	*	30	5-9	0-0	3-4	3-3	6	2	0	5	0	1	13
24	Corbett,Jahsean	*	27	5-11	1-3	1-2	1-3	4	3	1	1	1	0	12
02	Alexander,Dominique	*	21	0-3	0-2	0-0	0-7	7	1	1	6	0	2	0
25	Bigirumwami,Noah	*	8	0-0	0-0	0-0	0-1	1	5	0	0	0	0	0
03	Johnson,Bryce		27	5-14	3-9	2-5	1-3	4	1	3	2	1	1	15
21	Green,Kedrick		18	1-4	1-2	0-0	0-1	1	2	0	3	0	0	3
23	Rivera,Jincho		6	1-2	0-0	1-1	1-0	1	1	1	0	0	0	3
22	Bayi Ba Mendeng,Teddy		23	1-2	0-0	0-2	1-1	2	1	0	0	0	0	2
05	Chukwukelu,Favour		4	0-0	0-0	0-0	0-0	0	0	1	1	0	0	0
00	Harris,Jameon		2	0-0	0-0	0-0	0-0	0	0	0	0	0	0	0
TM	TEAM		0	0-0	0-0	0-0	2-2	4	0	0	0	0	0	0
	Totals		-	200	22-56	9-24	8-16	31	19	12	20	2	5	61

Team Summary	FG	3PT	FT
First Half	10-23 43.48 %	5-12 41.67 %	4-6 66.67 %
Second Half	12-33 36.36 %	4-12 33.33 %	4-10 40.00 %
Total	22-56 39.3 %	9-24 37.5 %	8-16 50.0 %

Technical Fouls: none **Second Chance Points:** 7 **Scores Tied:** 2 times(s) **Points In the Paint:** 24 **Fast Break Points:** 7
Lead Changed: 1 times(s) **Points off Turnovers:** 7 **Bench Points:** 23 **Largest Lead:** 0 0



The Chicago State men's basketball team dropped a 72-59 decision to Sam Houston Saturday afternoon at the Jones Convocation Center in Chicago. The Bearkats scored the first eight points of the game and never looked back en route to its 13-point win. With the loss, the Cougars fall to 6-19 overall and 2-10 in the Western Athletic Conference while Sam Houston improves to 15-11 overall and 10-3 in conference play.

Jahsean Corbett led the Cougars with 13 points while Brandon Betson added 12 and Kedrick Green had 10 as CSU had three double-figure scorers. Corbett also had a team-high nine rebounds.

Sam Houston jumped out to an 8-0 lead before Corbett recorded Chicago State's first two points from the free throw line. The Bearkats extended the lead to 13-2 before CSU recorded its first field goal and five straight points by Brandon Betson. Trailing 18-10, Chicago State went on a scoring drought of nearly four and a half minutes and the Bearkats extended the lead to 26-12. The Cougars had a pair of 5-0 runs to cut the lead to seven, 31-24, with 2:14 remaining and Sam Houston closed the first half with an 8-2 run and a 39-26 lead.

The teams exchanged threes to open the second half but Sam Houston converted their score into an 11-2 run and a 19-point lead, 50-31. The Bearkats maintained that lead throughout the second half, leading by as many as 22 before Chicago State closed the game with a 12-3 run for the 72-59 final.

Sam Houston (15-11,10-3 WAC) -vs- Chicago St. (6-19,2-10 WAC)
02/12/22 at Jacoby Dickens Center, Chicago, IL

Date: 02/12/22
Time: 2:00 PM
Attendance: 147
Site: Jacoby Dickens Center, Chicago, IL
Referees: Ryan McDaniel, Mike O'Neill, Dan Nowakowski

Score By Period	1	2	Total
Sam Houston	39	33	72
Chicago St.	26	33	59

Sam Houston 72

#	Player	GS	MIN	FG	3PT	FT	ORB-DRB	REB	PF	A	TO	BLK	STL	PTS
03	Lampley, Demarkus	*	26	6-10	5-7	1-5	1-2	3	4	1	1	0	1	18
01	Flagg, Savion	*	31	4-12	1-4	5-7	3-11	14	0	4	0	0	0	14
13	Ray, Jaden	*	26	4-7	0-1	1-1	0-0	0	1	6	2	1	1	9
12	Ikpe, Tristan	*	21	3-6	0-0	1-2	1-4	5	1	0	2	0	1	7
11	May, Javion	*	27	2-3	0-1	2-4	2-5	7	2	1	0	0	0	6
02	Cook, Jarren		10	3-6	3-5	0-0	0-1	1	3	0	2	0	0	9
24	Powers, Donte		23	2-5	1-1	0-0	0-1	1	2	1	2	0	1	5
00	Grant, Javon		15	1-3	0-1	0-1	0-0	0	1	2	0	0	0	2
40	Scroggins, Kian		12	1-2	0-0	0-0	1-0	1	1	0	1	0	0	2
54	Karwowski, Kuba		7	0-2	0-0	0-0	3-1	4	2	1	1	1	0	0
10	Nicholas Jr., Damon		2	0-2	0-0	0-0	1-0	1	1	0	0	0	0	0
TM	TEAM		0	0-0	0-0	0-0	1-2	3	0	0	0	0	0	0
Totals		-	200	26-58	10-20	13-27	40	18	16	11	2	4	72	

Team Summary	FG	3PT	FT
First Half	15-29 51.72 %	4-9 44.44 %	5-9 55.56 %
Second Half	11-29 37.93 %	6-11 54.55 %	5-11 45.45 %
Total	26-58 44.8 %	10-20 50.0 %	10-20 50.0 %

Technical Fouls: none Second Chance Points: 10 Scores Tied: 0 times(s) Points In the Paint: 22 Fast Break Points: 2
Lead Changed: 0 times(s) Points off Turnovers: 11 Bench Points: 18 Largest Lead: 0 0

Chicago St. 59

#	Player	GS	MIN	FG	3PT	FT	ORB-DRB	REB	PF	A	TO	BLK	STL	PTS
04	Corbett, Jahsean	*	36	4-11	2-5	3-6	4-5	9	4	2	2	0	0	13
10	Betson, Brandon	*	30	5-10	2-7	0-0	0-4	4	2	1	2	0	0	12
21	Green, Kedrick	*	29	2-7	2-7	4-5	1-0	1	4	2	0	0	2	10
30	Rushin, Coreyoun	*	21	2-3	1-1	2-2	2-4	6	3	2	2	0	0	7
22	Bayi Ba Mendeng, Teddy	*	10	0-2	0-0	0-0	1-0	1	1	0	0	0	0	0
03	Johnson, Bryce		29	2-12	1-10	4-7	0-2	2	1	1	1	0	0	9
23	Rivera, Jincho		15	2-4	0-1	2-2	0-2	2	2	0	1	0	0	6
32	Bigirumwami, Noah		14	1-1	0-0	0-0	1-2	3	1	1	1	0	0	2
12	Harris, Jameon		9	0-2	0-1	0-0	0-1	1	0	2	0	0	0	0
05	Chukwukelu, Favour		6	0-1	0-1	0-0	0-0	0	1	0	0	0	0	0
13	Blount, Robert Pierce		1	0-0	0-0	0-0	0-0	0	0	0	0	0	0	0
TM	TEAM		0	0-0	0-0	0-0	3-5	8	0	0	2	0	0	0
Totals		-	200	18-53	8-33	15-22	12-25	37	19	11	11	0	2	59

Team Summary	FG	3PT	FT
First Half	7-24 29.17 %	3-15 20.00 %	9-12 75.00 %
Second Half	11-29 37.93 %	5-18 27.78 %	6-10 60.00 %
Total	18-53 34.0 %	8-33 24.2 %	15-22 68.2 %

Technical Fouls: none Second Chance Points: 8 Scores Tied: 0 times(s) Points In the Paint: 14 Fast Break Points: 9
Lead Changed: 0 times(s) Points off Turnovers: 7 Bench Points: 17 Largest Lead: 0 0



The Chicago State men's basketball team lost to Stephen F. Austin 88-71 on Wednesday in Nacogdoches, Texas at the William R. Johnson Coliseum. It was a tale of two halves for the Cougars who shot 62.5 percent (15-24) from the field in the first 20 minutes but went cold in the second, converting just 29.7 percent (11-37) and watch the Lumberjacks pull away for the 17-point win.

The meeting was the second in less than a week for the Lumberjacks who played the Cougars in back-to-back, away-and-home games, earning an 81-61 victory last Thursday. Chicago State hosted Sam Houston over the weekend between meetings. With the win, the Lumberjacks improved to 9-4 in league play and 17-8 overall while the Cougars dropped to 6-20 overall and 2-11 in the WAC.

Bryce Johnson led four players in double figures for the Cougars with 17 points while Kedrick Green added 14, Brandon Betson 12 and Coreyoun Rushin 11 while Johnson led CSU in rebound with eight.

The teams exchanged hoops to open the game before a 4-0 Lumberjacks run pushed the lead to 6-2. Kedrick Green cut the gap with a three before an SFA hoop and a pair of free throws and the Lumberjacks doubled up the Cougars early, 10-5. Brandon Betson hit a three and, following an SFA hoop, Bryce Johnson converted a layup to cut the margin to 12-10. The Lumberjacks started to pull away with a 9-3 run before Betson and Green hit back-to-back threes to pull back within two, 21-19, and Green tied it with a pair of free throws on CSU's next possession.

Following an SFA basket, Bryce Johnson scored to knot the score 23-23 but CSU failed to score for the next two minutes and the Lumberjacks took advantage with 10-0 run and 33-23 advantage. Green again stopped the run with a hoop and, following a Lumberjacks free throw, scored on back-to-back possessions, on a Jahsean Corbett hook shot followed by a Johnson three and CSU cut the 10-point margin to four, 34-30. Betson scored between a pair of SFA layups and Teddy Bayi Ba Mendeng converted a layup, was fouled and made the free throw to cut the lead to 36-35. Following a Lumberjacks free throw, Betson made a driving layup and the score was tied for the first time since the 8:12 mark (23-23), 37-37. SFA scored on their following possession and the teams exchanged baskets in the final minute and the Lumberjacks led 41-39 at the half.

Four minutes into the second half the Cougars cut the lead to one, 47-46, but SFA went on a 19-4 run over the next five minutes to push the margin to 16 points, 66-50, with 10:49 left to play and wouldn't get closer than 13 points the rest of the way.

Chicago St. (6-20,2-11 WAC) -vs- SFA (17-8,9-4 WAC)
02/16/22 at William R. Johnson Coliseum, Nacogdoches, TX

Date: 02/16/22
Time: 6:30 PM
Attendance: 1,524
Site: William R. Johnson Coliseum, Nacogdoches, TX

Score By Period	1	2	Total
Chicago St.	39	32	71
SFA	41	47	88

Chicago St. 71

#	Player	GS	MIN	FG	3PT	FT	ORB-DRB	REB	PF	A	TO	BLK	STL	PTS
03	Johnson,Bryce	*	37	6-14	2-9	3-5	5-3	8	2	0	3	0	1	17
11	Betson,Brandon	*	38	5-17	2-11	0-0	1-1	2	4	5	3	0	3	12
15	Rushin,Coreyoun	*	29	4-8	0-0	3-5	4-3	7	4	3	5	0	1	11
24	Corbett,Jahsean	*	31	4-10	0-3	1-1	0-4	4	4	0	4	0	1	9
25	Bigirumwami,Noah	*	8	0-0	0-0	0-0	0-1	1	2	0	0	0	1	0
21	Green,Kedrick		34	4-9	3-8	3-5	0-0	0	4	4	4	0	0	14
22	Bayi Ba Mendeng,Teddy		17	2-2	0-0	2-3	0-3	3	4	0	0	0	0	6
23	Rivera,Jincho		2	1-1	0-0	0-0	0-0	0	0	0	3	0	1	2
05	Chukwukelu,Favour		3	0-0	0-0	0-0	0-0	0	0	0	0	0	0	0
00	Harris,Jameon		1	0-0	0-0	0-0	0-0	0	0	0	0	0	0	0
TM	TEAM		0	0-0	0-0	0-0	5-2	7	0	0	1	0	0	0
	Totals		-	200	26-61	7-31	12-19	15-17	32	24	12	23	0	8

Team Summary	FG	3PT	FT
First Half	15-24 62.50 %	6-13 46.15 %	3-5 60.00 %
Second Half	11-37 29.73 %	1-18 5.56 %	9-14 64.29 %
Total	26-61 42.6 %	7-31 22.6 %	12-19 63.2 %

Technical Fouls: none Second Chance Points: 15 Scores Tied: 5 times(s) Points in the Paint: 36 Fast Break Points: 6
Lead Changed: 0 times(s) Points off Turnovers: 14 Bench Points: 22 Largest Lead: 0 0

SFA 88

#	Player	GS	MIN	FG	3PT	FT	ORB-DRB	REB	PF	A	TO	BLK	STL	PTS
14	Kensmil,Gavin	*	24	10-13	0-0	6-10	0-2	2	4	2	2	0	0	26
13	Solomon,Calvin	*	31	3-6	0-0	6-10	3-7	10	4	5	4	2	5	12
10	Jossell,Latrell	*	27	4-9	2-7	0-0	0-1	1	3	3	0	0	0	10
04	Kachelries,David	*	27	3-4	1-2	1-2	0-2	2	0	6	1	0	0	8
01	Tezeno,Derrick	*	10	1-2	0-0	0-0	0-1	1	1	0	1	0	0	2
25	Willis,Diego		16	3-3	3-3	0-0	0-1	1	0	0	1	0	1	9
05	Jackson-Posey,Jaylin		31	2-8	0-2	4-4	1-5	6	3	5	0	0	1	8
03	Hall,Sadaidriene		20	3-4	0-0	1-4	1-2	3	2	2	1	0	1	7
02	Aku,Jonathan		11	3-3	0-0	0-1	1-3	4	1	0	4	1	0	6
22	Antwi-Boasiako,Nana		3	0-1	0-0	0-0	1-0	1	0	0	0	0	0	0
TM	TEAM		0	0-0	0-0	0-0	0-0	0	0	0	0	0	0	0
	Totals		-	200	32-53	6-14	18-31	7-24	31	18	23	14	3	88

Team Summary	FG	3PT	FT
First Half	15-25 60.00 %	2-6 33.33 %	9-14 64.29 %
Second Half	17-28 60.71 %	4-8 50.00 %	9-17 52.94 %
Total	32-53 60.4 %	6-14 42.9 %	18-31 58.1 %

Technical Fouls: none Second Chance Points: 7 Scores Tied: 5 times(s) Points in the Paint: 50 Fast Break Points: 24
Lead Changed: 0 times(s) Points off Turnovers: 30 Bench Points: 30 Largest Lead: 0 0



The Chicago State men's basketball team lost to Tarleton 79-60 Saturday afternoon at the Jones Convocation Center in Chicago. The Texans shot 51 percent from the field in the first half en route to building a 19-point lead then topped that by shooting 59 percent in the second half in the 19-point win.

Brandon Betson led the Cougars with 12 points and Kedrick Green added 10 and those two were the only CSU players in double figures. Jahsean Corbett was the leading rebounder in the game with 12 and J.J. Harris was the assist leader with four.

The Texans jumped out to a 7-0 lead before Betson hit a three to stop the run and the Cougars cut the lead to 7-6 following a Favour Chukwukelu three on CSU's next possession. Tarleton responded with a 10-3 run and the Cougars cut the margin to four, 17-13, on a Teddy Bayi Ba Mendeng layup with 7:53 remaining in the first half. The Texans continued their hot shooting with a 12-3 run and 29-16 lead. Corbett and Harris converted layups and Favour Chukwukelu hit a three to cut the lead to single digits, nine points, 32-23 at the 2:29 mark. The Cougars failed to score for the remainder of the half and the Texans took advantage with a 10-0 run and a 42-23 halftime lead.

The teams exchanged hoops for much of the second half with Tarleton's lead hovering around the 20-point mark with neither team making a run. The Texans were up by as many as 24 and Chicago State cut the margin to 17 (56-39) following a pair of Corbett free throws at the 11:50 mark but Tarleton responded with a 10-3 run and the lead was back to 24 with 7:59 remaining.

**Tarleton St. (12-15,7-7 WAC) -vs- Chicago St. (6-21,2-12 WAC)
02/19/22 at Emil and Patricia Jones Convocation Center, Chicago, IL**

Date: 02/19/22
Time: 2:00 PM
Attendance: 128
Site: Emil and Patricia Jones Convocation Center, Chicago, IL
Referees: Brad Fowler, Mark Riggs, Winston Stith

Score By Period	1	2	Total
Tarleton St.	42	37	79
Chicago St.	23	37	60

Tarleton St. 79

#	Player	GS	MIN	FG	3PT	FT	ORB-DRB	REB	PF	A	TO	BLK	STL	PTS	
04	Small,Tahj	*	37	10-13	1-3	2-2	1-4	5	3	3	2	2	0	23	
02	Hicks,Freddy	*	35	9-14	0-2	4-7	4-4	8	2	1	2	1	1	22	
11	Gipson,Montre	*	39	4-11	2-3	3-4	2-7	9	2	6	0	0	1	13	
01	McDavid,Noah	*	32	3-9	1-3	2-2	0-1	1	3	1	0	0	0	9	
03	Bogues,Shamir	*	32	2-5	1-2	1-2	1-1	2	3	5	0	0	0	6	
14	Hopkins,Javontae		9	1-1	0-0	0-0	0-0	0	3	1	0	0	0	2	
55	Moore,Jayshawn		4	0-0	0-0	2-2	0-1	1	1	0	0	0	0	2	
12	Owens,Kylon		2	0-0	0-0	1-2	0-0	0	1	0	0	0	0	1	
25	Brown,Bryce		1	0-0	0-0	1-2	0-1	1	0	0	0	0	0	1	
24	Holden,Jaheim		4	0-0	0-0	0-0	0-0	0	0	0	2	0	0	0	
20	Winslow,Luke		3	0-0	0-0	0-0	0-1	1	1	0	0	0	0	0	
10	Jack,Jahlen		1	0-0	0-0	0-0	0-0	0	0	0	0	0	0	0	
22	Levesque,Garrett		1	0-0	0-0	0-0	0-0	0	0	0	0	0	0	0	
TM	TEAM		0	0-0	0-0	0-0	2-3	5	0	0	3	0	0	0	
Totals			-	200	29-53	5-13	16-23	10-23	33	19	17	9	3	2	79

Team Summary	FG	3PT	FT
First Half	16-31 51.61 %		4-10 40.00 %
Second Half	13-22 59.09 %		1-3 33.33 %
Total	29-53 54.7 %		5-13 38.5 %

Technical Fouls: none **Second Chance Points:** 8 **Scores Tied:** 0 times(s) **Points In the Paint:** 42 **Fast Break Points:** 4
Lead Changed: 0 times(s) **Points off Turnovers:** 22 **Bench Points:** 6 **Largest Lead:** 0 0

Chicago St. 60

#	Player	GS	MIN	FG	3PT	FT	ORB-DRB	REB	PF	A	TO	BLK	STL	PTS	
11	Betson,Brandon	*	35	2-6	2-5	6-6	0-2	2	4	2	2	0	1	12	
21	Green,Kedrick	*	19	3-6	1-3	3-3	0-1	1	1	1	1	0	0	10	
15	Rushin,Coreyoun	*	24	2-7	0-0	4-8	1-1	2	3	1	3	0	1	8	
24	Corbett,Jahsean	*	34	1-5	0-2	4-4	3-9	12	3	0	1	1	0	6	
22	Bayi Ba Mendeng,Teddy	*	21	1-3	0-0	0-0	1-0	1	5	1	0	3	0	2	
05	Chukwukelu,Favour		21	3-5	3-5	0-0	0-1	1	0	1	2	0	0	9	
00	Harris,Jameon		17	3-8	1-5	0-0	0-0	0	3	4	1	0	1	7	
03	Johnson,Bryce		22	2-3	0-0	2-2	0-1	1	1	0	1	0	0	6	
25	Bigirumwami,Noah		6	0-2	0-2	0-0	0-1	1	0	0	1	1	1	0	
13	Blount,Robert Pierce		1	0-1	0-0	0-0	0-0	0	0	0	0	0	0	0	
TM	TEAM		0	0-0	0-0	0-0	3-1	4	0	0	0	0	0	0	
Totals			-	200	17-46	7-22	19-23	8-17	25	20	10	12	5	4	60

Team Summary	FG	3PT	FT
First Half	8-24 33.33 %		5-14 35.71 %
Second Half	9-22 40.91 %		2-8 25.00 %
Total	17-46 37.0 %		7-22 31.8 %

Technical Fouls: none **Second Chance Points:** 7 **Scores Tied:** 0 times(s) **Points In the Paint:** 18 **Fast Break Points:** 13
Lead Changed: 0 times(s) **Points off Turnovers:** 7 **Bench Points:** 22 **Largest Lead:** 0 0



The Chicago State men's basketball team suffered an 85-64 setback to the Grand Canyon University Antelopes Wednesday night at the Jones Convocation Center in Chicago. The Cougars shot 21.4 percent in the first half (6-of-28) while the Antelopes were 13-of-22 (59.1) from the field, including 4-of-7 from beyond the three-point arc en route to a 19-point halftime lead.

J.J. Harris was one of four Cougars in double figures and he led all scorers with 16 points. Brandon Betson and Jahsean Corbett each had 12 while Coreyoun Rushin had 10, scoring seven of CSU's first nine points.

The teams traded hoops to open the game before Rushin converted a three to give Chicago State it's only lead of the game, 5-4. GCU countered with a 12-2 before Rushin made a pair of free throws and the Antelopes led 16-9 with 11:45 remaining in the first half. At that point the Cougars were held scoreless over the next three and a half minutes and GCU took advantage with a 10-0 run to increase their lead to 26-9. Favour Chukwukelu nailed a three before GCU converted four straight from the free throw line and the score was 30-12 at the 7:02 mark.

Betson scored on back-to-back possessions for the Cougars but GCU was running again, this time at a 9-2 clip and led by 23, 39-16, with 4:20 remaining to play. Chicago State closed the half with a modest 9-5 run and went into the locker room at halftime trailing by 19, 44-25.

Both teams were casting from distance to open the second half with the Antelopes first 5-of-6 field goals coming from beyond the three-point arc while Chicago State attempting to keep pace with 4-of-6 but GCU extended the lead to 24 points, 66-42 and led by as many as 27 during the stretch.

The game remained around that mark for much of the second half with GCU getting out by 30 on two occasions before Chicago State ended the game with a 13-4 run and the 85-64 final.

With the loss, Chicago State drops to 6-22 overall and 2-13 in the conference while GCU improves to 19-7 overall and 10-5 in the WAC.

**Grand Canyon (19-7,9-5 WAC) -vs- Chicago St. (6-22,2-13 WAC)
02/23/22 at Emil and Patricia Jones Convocation Center, Chicago, IL**

Date: 02/23/22
Time: 7:00 PM
Attendance: 151
Site: Emil and Patricia Jones Convocation Center, Chicago, IL
Referees: Dan Nowakowski, James Ford, Kelly Pfeifer

Score By Period	1	2	OT 1	Total
Grand Canyon	44	41	0	85
Chicago St.	25	39	0	64

Grand Canyon 85

#	Player	GS	MIN	FG	3PT	FT	ORB-DRB	REB	PF	A	TO	BLK	STL	PTS
11	Woods,Holland	*	21	6-8	3-3	0-0	0-3	3	0	5	0	0	1	15
00	Miller-Moore,Sean	*	20	4-4	1-1	1-2	0-2	2	1	2	3	0	1	10
10	Blacksheer Jr.,Jovan	*	28	2-8	2-4	0-0	0-3	3	3	4	1	0	1	6
24	Ouedraogo,Yvan	*	28	2-5	0-0	0-2	0-5	5	2	0	1	0	0	4
30	McGlothlan,Gabe	*	19	0-3	0-3	4-4	1-4	5	3	0	2	1	1	4
02	McMillian,Chance		17	3-6	1-3	6-6	0-2	2	0	2	2	0	0	13
55	Ellis,Walter		15	4-5	4-4	0-1	0-2	2	0	2	0	0	4	12
05	Blackmon,Jalen		16	1-3	1-3	4-4	0-2	2	1	2	2	0	0	7
13	Igiehon,Aidan		15	3-3	0-0	1-1	1-4	5	3	0	1	2	0	7
35	Cherry,Taeshon		8	2-2	1-1	0-0	2-0	2	4	1	1	0	0	5
14	Stone,Jayden		7	0-0	0-0	2-4	1-0	1	1	0	0	0	0	2
01	Zdor,Dima		12	0-0	0-0	0-0	0-0	0	2	0	1	0	0	0
21	Lloyd,Liam		7	0-2	0-1	0-0	0-0	0	0	0	2	0	0	0
31	Spry,Ethan		7	0-0	0-0	0-0	0-0	0	1	0	0	0	0	0
15	Gerdes,Raef		5	0-0	0-0	0-0	0-0	0	0	0	0	0	0	0
TM	TEAM		0	0-0	0-0	0-0	1-1	2	0	0	0	0	0	0
Totals			-	225	27-49	13-23	18-24	6-28	34	21	18	16	3	85

Team Summary	FG	3PT	FT
First Half	14-23 60.87 %	5-8 62.50 %	11-15 73.33 %
Second Half	13-26 50.00 %	8-15 53.33 %	7-9 77.78 %
OT 1	0-0 0.00 %	0-0 0.00 %	0-0 0.00 %
Total	27-49 55.1 %	13-23 56.5 %	18-24 75.0 %

Technical Fouls: none **Second Chance Points:** 7 **Scores Tied:** 1 times(s) **Points In the Paint:** 22 **Fast Break Points:** 10
Lead Changed: 2 times(s) **Points off Turnovers:** 18 **Bench Points:** 46 **Largest Lead:** 0 0

Chicago St. 64

#	Player	GS	MIN	FG	3PT	FT	ORB-DRB	REB	PF	A	TO	BLK	STL	PTS
11	Betson,Brandon	*	38	3-13	1-5	5-6	0-2	2	1	3	6	0	3	12
24	Corbett,Jahsean	*	35	4-12	0-5	4-5	1-1	2	2	0	1	0	0	12
15	Rushin,Coreyoun	*	17	3-9	1-1	3-5	3-2	5	2	0	2	0	3	10
22	Bayi Ba Mendeng,Teddy	*	37	1-3	0-1	1-2	1-3	4	4	0	1	0	2	3
03	Johnson,Bryce	*	13	0-1	0-1	0-0	1-0	1	1	2	0	0	0	0
00	Harris,Jameon		29	5-10	4-9	2-2	1-3	4	3	2	2	0	2	16
05	Chukwukelu,Favour		23	2-4	2-4	0-0	0-1	1	0	2	1	0	0	6
23	Rivera,Jincho		13	1-3	1-2	0-0	2-1	3	2	0	0	0	0	3
25	Bigirumwami,Noah		20	1-1	0-0	0-0	1-2	3	5	1	0	0	0	2
TM	TEAM		0	0-0	0-0	0-0	2-4	6	0	0	0	0	0	0
Totals			-	225	20-56	9-28	15-20	12-19	31	20	10	13	0	64

Team Summary	FG	3PT	FT
First Half	8-34 23.53 %	3-16 18.75 %	6-9 66.67 %
Second Half	12-22 54.55 %	6-12 50.00 %	9-11 81.82 %
OT 1	0-0 0.00 %	0-0 0.00 %	0-0 0.00 %
Total	20-56 35.7 %	9-28 32.1 %	15-20 75.0 %

Technical Fouls: none **Second Chance Points:** 13 **Scores Tied:** 1 times(s) **Points In the Paint:** 16 **Fast Break Points:** 5
Lead Changed: 2 times(s) **Points off Turnovers:** 12 **Bench Points:** 27 **Largest Lead:** 0 0



The Chicago State men's basketball team pulled out a thrilling 61-59 victory over the WAC's top team, New Mexico State, Saturday afternoon at the Jones Convocation Center in Chicago. The win snapped a nine-game losing streak and also clinched a spot in the Western Athletic Conference Tournament. The Cougars had lost 17 consecutive games to the Aggies in the all-time series with the last CSU victory coming in February 2015.

Chicago State never trailed in the first half and took a 32-28 into the halftime locker room. The Aggies bridged an 11-0 run from the first half into the second and took their first lead of the game, 33-32, just a minute and a half into the second half. But every time New Mexico State would tie or take the lead, Chicago State responded and, with the game tied 59-59 with 17 seconds remaining, Brandon Betson converted a driving layup and scored with two seconds remaining and Sir' Jabari Rice's desperation heave was off the mark and the Cougars prevailed 61-59.

The Aggies led only three times during the game and Chicago State responded each time to regain the advantage. New Mexico State's largest lead, three points (59-56), came with under two minutes to play and Jahsean Corbett scored, was fouled and converted the free throw to tie the game with 1:23 remaining. The Aggies missed a layup and Teddy Bayi Ba Mendeng pulled down the rebound and a CSU missed three point-attempt gave New Mexico State a chance with under a minute to play, but Rice's layup attempt was blocked by Bayi Ba Mendeng who fed the ball to Betson for the eventual game winner.

Chicago State scored 29 second-half points with all of those, with the exception of a Betson three and the final layup, coming from J.J. Harris, who nailed four three pointers, and Corbett who contributed 12 of his 16 points in the second half.

Betson led all scorers in the game with 17 points and the 16 from Corbett and 12 from Harris were the only other double figure scorers for Chicago State. Corbett also contributed nine rebounds and Bayi Ba Mendeng eight and tied a career high with four blocks.

The Cougars controlled the action early and got out to 8-2, 15-4 and 18-6 leads before the Aggies put together a 10-2 run and Chicago State's lead was four, 20-16, with five and half minutes until half. Bayi Ba Mendeng and Favour Chukwukelu combined for nine points to push Chicago State's lead back to 27-18. Betson's fourth three of the half pushed the lead to 10, 32-22, with under a minute to play but the Aggies closed out the half with a 6-0 run to trail by just four, 32-28, with 20 minutes remaining.

**New Mexico St. (23-5,12-3 WAC) -vs- Chicago St. (7-22,3-13 WAC)
02/26/22 at Emil and Patricia Jones Convocation Center, Chicago, IL**

Date: 02/26/22
Time: 2:00 PM
Attendance: 207
Site: Emil and Patricia Jones Convocation Center, Chicago, IL
Referees: Derek Schulte, Joe Wilbert III, Mike O'Neill

Score By Period	1	2	Total
New Mexico St.	28	31	59
Chicago St.	32	29	61

New Mexico St. 59

#	Player	GS	MIN	FG	3PT	FT	ORB-DRB	REB	PF	A	TO	BLK	STL	PTS
10	Rice,Sir'Jabari	*	40	5-15	3-5	2-2	2-5	7	0	7	2	1	0	15
00	Allen,Teddy	*	31	3-9	1-5	3-4	1-2	3	1	0	3	0	0	10
05	Henry,Clayton	*	31	3-8	1-4	1-2	0-4	4	3	1	1	0	5	8
13	McNair Jr.,Will	*	26	3-6	0-0	2-2	1-1	2	2	0	3	0	0	8
15	Peake,Mike	*	19	1-4	0-1	0-0	2-2	4	2	0	1	2	0	2
12	Cotton,Virshon		21	4-6	1-2	2-2	0-1	1	0	3	0	0	2	11
02	Tillman,Donnie		32	2-8	0-1	1-4	5-4	9	2	3	1	0	1	5
TM	TEAM		0	0-0	0-0	0-0	1-5	6	0	0	0	0	0	0
Totals		-	200	21-56	6-18	11-16	12-24	36	10	14	11	3	8	59

Team Summary	FG	3PT	FT
First Half	10-28 35.71 %	1-7 14.29 %	7-8 87.50 %
Second Half	11-28 39.29 %	5-11 45.45 %	4-8 50.00 %
Total	21-56 37.5 %	6-18 33.3 %	11-16 68.8 %

Technical Fouls: none **Second Chance Points:** 13 **Scores Tied:** 3 times(s) **Points In the Paint:** 24 **Fast Break Points:** 11
Lead Changed: 6 times(s) **Points off Turnovers:** 16 **Bench Points:** 16 **Largest Lead:** 0 0

Chicago St. 61

#	Player	GS	MIN	FG	3PT	FT	ORB-DRB	REB	PF	A	TO	BLK	STL	PTS
11	Betson,Brandon	*	38	6-18	5-12	0-0	0-5	5	3	8	3	0	0	17
24	Corbett,Jahsean	*	39	7-17	0-1	2-3	5-4	9	2	2	2	1	1	16
05	Chukwukelu,Favour	*	33	2-4	1-3	1-2	1-3	4	1	1	1	0	1	6
22	Bayi Ba Mendeng,Teddy	*	30	3-8	0-0	0-0	1-7	8	2	0	0	4	2	6
25	Bigirumwami,Noah	*	27	0-0	0-0	0-0	0-2	2	3	1	1	1	0	0
00	Harris,Jameon		23	4-7	4-7	0-0	0-3	3	2	1	3	0	2	12
21	Green,Kedrick		6	1-1	0-0	0-0	0-0	0	1	1	2	0	0	2
03	Johnson,Bryce		4	1-1	0-0	0-0	0-0	0	1	0	0	0	0	2
TM	TEAM		0	0-0	0-0	0-0	2-2	4	0	0	0	0	0	0
Totals		-	200	24-56	10-23	3-5	9-26	35	15	14	12	6	6	61

Team Summary	FG	3PT	FT
First Half	13-28 46.43 %	5-10 50.00 %	1-2 50.00 %
Second Half	11-28 39.29 %	5-13 38.46 %	2-3 66.67 %
Total	24-56 42.9 %	10-23 43.5 %	3-5 60.0 %

Technical Fouls: none **Second Chance Points:** 6 **Scores Tied:** 3 times(s) **Points In the Paint:** 24 **Fast Break Points:** 0
Lead Changed: 6 times(s) **Points off Turnovers:** 16 **Bench Points:** 16 **Largest Lead:** 0 0



The Chicago State men's basketball team lost to California Baptist 62-53 Wednesday night at the CBU Events Center in Riverside, California. The Cougars overcame an early scoring drought and nine-point deficit to pull within one, 19-18, but a late first-half Lancers run (13-6) had CSU playing catchup throughout the second half.

Chicago St. (7-23,3-14 WAC) -vs- California Baptist (16-14,6-11 WAC)
03/02/22 at CBU Events Center, Riverside, CA

Date: 03/02/22
Time: 7:00 PM
Attendance: 3,565
Site: CBU Events Center, Riverside, CA
Referees: Scott DeBo, Marc A. Beasley, Jimmy Casas

Score By Period	1	2	Total
Chicago St.	25	28	53
California Baptist	31	31	62

Chicago St. 53

#	Player	GS	MIN	FG	3PT	FT	ORB-DRB	REB	PF	A	TO	BLK	STL	PTS
11	Betson, Brandon	*	39	10-17	2-6	2-2	0-4	4	2	1	4	0	1	24
24	Corbett, Jahsean	*	37	6-12	0-4	3-5	3-5	8	4	0	5	0	1	15
22	Bayi Ba Mendeng, Teddy	*	26	2-4	0-0	0-2	2-2	4	3	0	1	0	1	4
25	Bigirumwami, Noah	*	22	0-3	0-0	0-1	2-4	6	4	0	2	0	1	0
05	Chukwukelu, Favour	*	16	0-3	0-2	0-0	1-1	2	0	1	1	0	0	0
03	Johnson, Bryce		30	2-4	1-2	0-0	2-3	5	3	0	0	0	0	5
00	Harris, Jameon		23	2-8	1-5	0-0	0-3	3	2	0	0	0	3	5
23	Rivera, Jincho		4	0-1	0-1	0-0	0-0	0	0	1	0	0	0	0
21	Green, Kedrick		3	0-1	0-1	0-0	0-0	0	0	0	0	0	0	0
TM	TEAM		0	0-0	0-0	0-0	2-0	2	0	0	1	0	0	0
Totals		-	200	22-53	4-21	5-10	12-22	34	18	3	14	0	7	53

Team Summary	FG	3PT	FT
First Half	11-25 44.00 %	3-11 27.27 %	0-0 0.00 %
Second Half	11-28 39.29 %	1-10 10.00 %	5-10 50.00 %
Total	22-53 41.5 %	4-21 19.0 %	5-10 50.0 %

Technical Fouls: none **Second Chance Points:** 8 **Scores Tied:** 2 times(s) **Points In the Paint:** 32 **Fast Break Points:** 6
Lead Changed: 3 times(s) **Points off Turnovers:** 11 **Bench Points:** 10 **Largest Lead:** 0 0

California Baptist 62

#	Player	GS	MIN	FG	3PT	FT	ORB-DRB	REB	PF	A	TO	BLK	STL	PTS
25	Rowell, Ty	*	38	5-10	4-8	1-4	0-3	3	1	0	2	0	1	15
11	Armstrong, Tre	*	38	4-9	4-9	0-0	2-4	6	2	1	0	0	1	12
01	Armstrong, Taran	*	34	3-10	1-4	4-6	0-4	4	4	8	5	0	0	11
04	Thomas, Elijah	*	17	3-4	1-2	2-4	2-2	4	0	0	2	1	1	9
30	Akin, Daniel	*	32	2-5	0-0	2-2	4-4	8	3	1	3	1	1	6
05	Nottage, Reed		30	2-5	1-4	2-3	2-1	3	2	3	0	0	0	7
32	Stone, Juhlawnei		8	1-4	0-0	0-2	1-0	1	1	0	1	0	0	2
00	Campbell, Tyree		3	0-0	0-0	0-0	0-0	0	0	0	0	0	0	0
14	Kund, Tobin		0+	0-1	0-1	0-0	0-0	0	0	0	0	0	0	0
TM	TEAM		0	0-0	0-0	0-0	1-4	5	0	0	1	0	0	0
Totals		-	200	20-48	11-28	11-21	12-22	34	13	13	14	2	4	62

Team Summary	FG	3PT	FT
First Half	11-29 37.93 %	5-15 33.33 %	4-9 44.44 %
Second Half	9-19 47.37 %	6-13 46.15 %	7-12 58.33 %
Total	20-48 41.7 %	11-28 39.3 %	11-21 52.4 %

Technical Fouls: none **Second Chance Points:** 13 **Scores Tied:** 2 times(s) **Points In the Paint:** 18 **Fast Break Points:** 7
Lead Changed: 3 times(s) **Points off Turnovers:** 25 **Bench Points:** 9 **Largest Lead:** 0 0

Brandon Betson scored a game high 24 points in the loss and Jahsean Corbett, the only other Cougars player in double figures, added 15 points and a game-high eight rebounds. The Cougars struggled from beyond the three-point arc, converting 3-of-11 attempts (27.2 percent) in the first half and only 1-of-10 (10 percent) in the second half while California Baptist made 11 threes at a 39.3 percent clip.

With the win, the Lancers improved to 16-14 overall and 6-11 in the WAC while Chicago State dropped to 7-23 overall and 3-14 in league play. California Baptist is locked into the eighth seed in the upcoming Western Athletic Conference Tournament while Chicago State slipped into a tie with UTRGV, who picked up a win over Lamar Wednesday night. If CSU and UTRGV end up with identical conference records, UTRGV would claim the higher seed based on a head-to-head win. If the standings remain as seeded, California Baptist would play UTRGV and Chicago State would face Abilene Christian.

The Cougars jumped out to an early 4-0 lead and CBU quickly countered to tie, and take a one-point lead. With the Lancers holding a 7-6 advantage, CBU went on a 12-4 run to push the lead to nine, 19-10, before CSU responded with 7-0 run to pull within in one, 19-18, but the Lancers would outscore the Cougars 12-7 the rest of the way and CBU had a 31-25 halftime lead.

The teams exchanged baskets to open the second half but three of the four Lancers hoops were threes to extend the lead to 10, 42-32 with 15:07 remaining. CBU then went on a five-minute scoreless streak but the Cougars struggled as well, only trimming two points off the lead during the drought and a quick 9-2 spurt by the Lancers pushed the lead to 15 with under eight minutes to play. The Cougars battled to pull to within 10 on three separate occasions and pulled to within seven following a Jahsean Corbett layup with 1:09 remaining in the game but CBU made a pair of free throws and Chicago State wouldn't score again for the 62-53 final.

Cougars in the Pros

EuroBasket Pro Cougars Weekly Update

The following is a list of the top former Cougars players who continue their career in pro basketball.

#1. Experienced David Holston (5'8"-PG-86, graduated '09, plays pro in France) led JDA Dijon Bourgogne to a victory over the third-ranked Entente Orleans 45 (2-1) 77-66 in the French Betcltic ELITE ProA in Saturday night's game. He was MVP of the game. Holston recorded 23 points and added 5 assists in 35 minutes. JDA Dijon Bourgogne (10-8) is placed seventh in the Betcltic ELITE ProA. It's Holston's fourth season with the team. He has individually a very good year with high stats. Holston averages 16.3ppg, 1.7rpg, 6.5apg and 2.2spg in 17 games he played so far.

#2. Deionte Simmons (6'9"-C-96, graduated '18, plays in Argentina) could not help H.Americano (1-19) in their last game on Sunday. Despite Simmons' very good performance the bottom-ranked H.Americano was defeated 73-64 at home by the higher-ranked Olimpico (#16). He recorded a double-double by scoring 19 points and getting 14 rebounds. It's Simmons' first season with the team. This year Simmons has very high stats. He averages 17.5ppg and 8.0rpg.

#3. Clarke Rosenberg (6'4"-G-93, graduated '15, currently in Israel) was the main contributor in I.Nahariya's victory against the 12th-ranked H.Ramat Gan (5-10) 68-67 in the Israeli National League (second division) on Sunday night. He was MVP of the game. Rosenberg scored 13 points and grabbed 9 rebounds in 27 minutes. Ironi Nahariya (15-2) is placed first in the National League. It's Rosenberg's first season with the team. This year he averages 7.9ppg, 2.9rpg and 2.0apg in 16 games. Rosenberg is a naturalized Israeli.

#4. Glen Burns (6'3"-G-95, graduated '18, plays pro in Germany) was not able to help EN Baskets Schwelm (9-8) in their last game on Saturday. Despite Burns' very good performance the seventh-placed EN Baskets Schwelm (9-8) was edged 78-77 on the road by the leading Duesseldorf in the North group. He was the top scorer with 20 points. Burns also added 5 passes. It's Burns' first season with the team. This year he has very high stats. Burns averages 18.6ppg, 4.8rpg, 3.1apg and 2.3spg.

Chicago State Game-by-Game Starters

21 KEDRICK GREEN | 11 BRANDON BETSON | 3 BRYCE JOHNSON | 15 COREYOUN RUSHIN | 24 JAHSEAN CORBETT

ST. THOMAS 0-0 VS CHICAGO STATE 0-0

COUGARS STARTERS
NOVEMBER 9, 2021 // 7 PM // CHICAGO

21 KEDRICK GREEN | 11 BRANDON BETSON | 3 BRYCE JOHNSON | 15 COREYOUN RUSHIN | 24 JAHSEAN CORBETT

SIUE COUGARS 0-1 VS CHICAGO STATE 1-0

COUGARS STARTERS
NOVEMBER 12, 2021 // 7 PM // CHICAGO

1 ANDREW LEWIS | 11 BRANDON BETSON | 3 BRYCE JOHNSON | 15 COREYOUN RUSHIN | 24 JAHSEAN CORBETT

LOYOLA 2-0 VS CHICAGO STATE 2-0

COUGARS STARTERS
NOVEMBER 16, 2021 // 7 PM // CHICAGO

21 KEDRICK GREEN | 11 BRANDON BETSON | 3 BRYCE JOHNSON | 15 COREYOUN RUSHIN | 24 JAHSEAN CORBETT

CHICAGO STATE 2-1 @ UCSB 1-1

COUGARS STARTERS
NOVEMBER 20, 2021 // 3 PM // SANTA BARBARA, CA

Chicago State Game-by-Game Starters

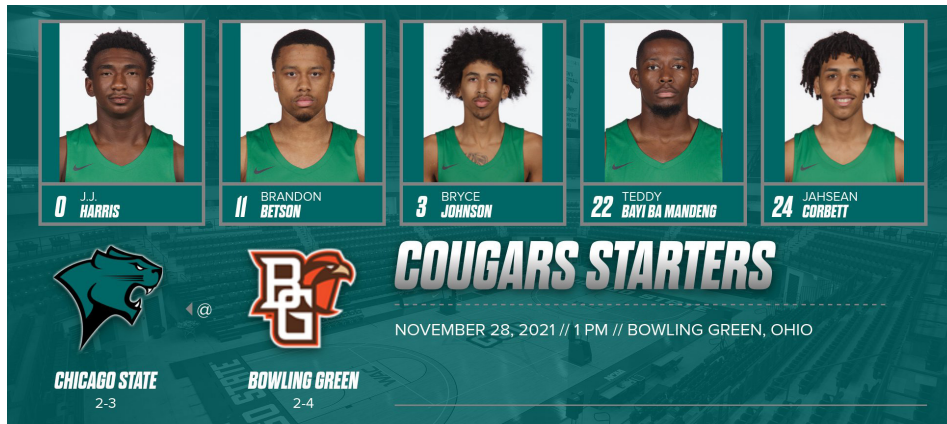







				
---	---	---	---	---

COUGARS STARTERS

NOVEMBER 22, 2021 // 9 PM // STOCKTON, CA

CHICAGO STATE 2-2 @ PACIFIC 2-3

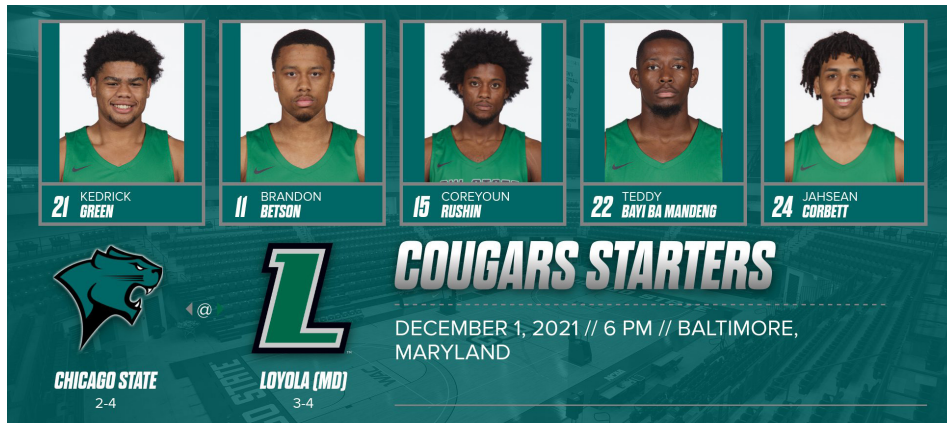







				
---	---	---	---	---

COUGARS STARTERS

NOVEMBER 28, 2021 // 1 PM // BOWLING GREEN, OHIO

CHICAGO STATE 2-3 @ BOWLING GREEN 2-4



				
---	---	---	---	---

COUGARS STARTERS

DECEMBER 1, 2021 // 6 PM // BALTIMORE, MARYLAND

CHICAGO STATE 2-4 @ LOYOLA (MD) 3-4



				
---	---	---	---	---

COUGARS STARTERS

DECEMBER 4, 2021 // 4 PM // CHICAGO

CHICAGO STATE 2-5 @ TENNESSEE STATE 1-5

Cougars in the Pros

#5. Fred Sims Jr. (6'4"-G-97, graduated '18, plays in Austria) was not able to secure a victory for BSC Raiffeisen Furstenfeld Panthers (11-3) in their last game. Despite his very good performance the first-placed BSC Raiffeisen Furstenfeld Panthers (11-3) lost 75-70 in Celovec to the lower-ranked (#3) KOS in the Level East Conference. Sims Jr. was the top scorer with 20 points. He also added 9 rebounds in 30 minutes. Sims Jr. has very impressive stats this year 18.5ppg, 6.4rpg, 4.0apg and 1.9spg in 14 games. Worth to mention Sims Jr. played also at Eurobasket Summer League, which helped him get the job in pro basketball.

#6. Lou Demuth (7'0"-C-0, graduated '21, currently in Luxembourg) contributed to an easy victory against the league outsider Racing crushing them 85-56 in the Luxembourg LBBL on Saturday night. Demuth scored 12 points, grabbed 4 rebounds and made 2 blocks. Demuth has relatively good stats this season 10.4ppg, 9.2rpg and 2.2bpg.

Other former Chicago State University players, who play in pro basketball:

Trayvon Palmer (6'6"-G/F-94, played in 2014-17) plays for Detroit Pistons in the NBA

Jeleel Akindede (7'1"-C-83) played for Soles de Mexicali in Mexican LNBP few monts ago

Aaron Williams (6'6"-G-91) played for Cherkasy in Ukrainian Superleague last year

Sean Hill (6'2"-G-92) played for Nanjing Tongxi Monkey Kings in Chinese CBA last year

Ken Odiase (6'7"-F-97) plays for Cornella in Spanish LEB Silver

Will Rosenthal (7'0"-C/F-94) played for Mid-Coast Sternmen in the PBA last year

Alex Dubovitskiy (6'6"-G/F-94) played for Chel-basket in Russian Superleague 2 last year

Notice: The list above includes only some of alumni playing currently in pro basketball.

We Are State

There are 358 NCAA Division I schools (including the transitional schools) playing basketball this season.






Of those schools, 67 have "State" in its name. Of that 67, 31 are direct state schools (i.e., Illinois State, North Dakota State, etc.), while five others have the state in their name, but with a descriptor (Central Connecticut, East Tennessee, Southeast Missouri).

The remainder of the schools - 31 total - have no direct state reference in its name (Boise State, Wichita State, etc.), but use State in the name, including Chicago State.

Non-State "States" (31): Alcorn, Appalachian, Ball, Boise, Chicago, Cleveland, Coppin, Dixie, Fresno, Grambling, Jackson, Jacksonville, Kennesaw, Kent, Long Beach, McNeese, Morehead, Morgan, Murray, Nicholls, Norfolk, Northwestern, Portland, Sam Houston, San Diego, San Jose, Tarleton, Weber, Wichita, Wright, Youngstown

Directional States (5): Central Connecticut, East Tennessee, Middle Tennessee, Mississippi Valley, Southeast Missouri






Chicago State Game-by-Game Starters

 5 FAVOUR CHUKWUKELU	 11 BRANDON BETSON	 15 COREYOUN RUSHIN	 22 TEDDY BAYI BA MANDENG	 24 JAHSEAN CORBETT
---	---	---	--	--

ILLINOIS STATE 4-5 vs **CHICAGO STATE** 3-5

COUGARS STARTERS

DECEMBER 11, 2021 // 2 PM // CHICAGO

 5 FAVOUR CHUKWUKELU	 11 BRANDON BETSON	 15 COREYOUN RUSHIN	 22 TEDDY BAYI BA MANDENG	 24 JAHSEAN CORBETT
---	---	---	--	--

NORTHERN ILLINOIS 2-6 vs **CHICAGO STATE** 3-6

COUGARS STARTERS

DECEMBER 13, 2021 // 12 PM // CHICAGO

 5 FAVOUR CHUKWUKELU	 11 BRANDON BETSON	 15 COREYOUN RUSHIN	 22 TEDDY BAYI BA MANDENG	 24 JAHSEAN CORBETT
---	---	---	--	--

CHICAGO STATE 3-7 @ **IUPUI** 1-8

COUGARS STARTERS

DECEMBER 16, 2021 // 6 PM // INDIANAPOLIS

 2 DOMINIQUE ALEXANDER	 11 BRANDON BETSON	 15 COREYOUN RUSHIN	 22 TEDDY BAYI BA MANDENG	 24 JAHSEAN CORBETT
---	---	---	--	--

CHICAGO STATE 4-7 @ **9 IOWA STATE** 11-0

COUGARS STARTERS

DECEMBER 21, 2021 // 6 PM // AMES, IOWA

Chicago State Game-by-Game Starters

Cougars vs. Top 25

COUGARS STARTERS

DECEMBER 22, 2021 // 5 PM // DES MOINES, IOWA

2 DOMINIQUE ALEXANDER	11 BRANDON BETSON	15 COREYOUN RUSHIN	22 TEDDY BAYI BA MANDENG	24 JAHSEAN CORBETT
------------------------------	--------------------------	---------------------------	---------------------------------	---------------------------

CHICAGO STATE 4-8 @ DRAKE 8-4

COUGARS STARTERS

DECEMBER 30, 2021 // 7 PM // PHOENIX, ARIZONA

5 FAVOUR CHUKWUKELU	11 BRANDON BETSON	15 COREYOUN RUSHIN	22 TEDDY BAYI BA MANDENG	24 JAHSEAN CORBETT
----------------------------	--------------------------	---------------------------	---------------------------------	---------------------------

CHICAGO STATE 4-9 @ GRAND CANYON 10-2

COUGARS STARTERS

JANUARY 1, 2022 // 5 PM // LAS CRUCES, NEW MEXICO

5 FAVOUR CHUKWUKELU	11 BRANDON BETSON	15 COREYOUN RUSHIN	22 TEDDY BAYI BA MANDENG	24 JAHSEAN CORBETT
----------------------------	--------------------------	---------------------------	---------------------------------	---------------------------

CHICAGO STATE 4-10, 0-1 @ NM STATE 11-2, 0-0

COUGARS STARTERS

JANUARY 6, 2022 // 7 PM // CHICAGO

5 FAVOUR CHUKWUKELU	11 BRANDON BETSON	15 COREYOUN RUSHIN	22 TEDDY BAYI BA MANDENG	24 JAHSEAN CORBETT
----------------------------	--------------------------	---------------------------	---------------------------------	---------------------------

SEATTLE 9-4, 0-0 vs CHICAGO STATE 4-11, 0-2

2021-22
12/21/21 at No. 9 Iowa State, L 79-48

2020-21
11/26/20 at No. 8 Illinois, L 97-38

2017-18
11/12/17, at No. 20 Purdue, L 111-42
11/16/17, at No. 13 Notre Dame, L 105-66
Back-to-Back Road Games

2016-17
11/17/16, at No. 9 Wisconsin, L 69-51

2015-16
11/16/15, at No. 7 Iowa State, L 106-64

2011-12
1/15/12, at No. 22 San Diego St., L 73-65

2010-11
11/20/10, at No. 23 BYU, L 109-60

2008-09
11/17/08, at No. 15 Marquette, L 106-87

2007-08
11/13/07, at No. 12 Michigan State, L 86-53
12/29/07, at No. 13 Indiana, L 97-59

2006-07
11/10/06, at No. 21 Texas, L 92-66

2005-06
12/13/05, at No. 4 Louisville, L 78-54

2004-05
12/6/04, at No. 1 Illinois, L 78-59

2003-04
12/6/03, at No. 20 Purdue, L 75-57
12/17/03, at No. 18 Pittsburgh, L 79-51

Promotional Dates

A new era in Chicago State men's basketball is under way at the Jones Convocation Center. First-year head coach Gerald Gillion made his college-coaching debut for the Cougars, introducing 12 new Cougars players to a team which returns just three players from last year's COVID-shortened season. CSU will open the 2021-22 campaign with back-to-back home games against Division I opponents for the first time since 1989-90, welcoming St. Thomas on Nov. 9, followed by SIUE on Nov. 12.

The following is the 2021-22 promotional schedule for men's basketball games at the Jones Convocation Center.

For all home games, the department will debut the Cougar Youth High Five Club, in which local youth will line up for high fives and form a tunnel for the team as the Cougars come out of the huddle.

Saturday Dec. 4, 2021

vs. Tennessee State, 4 pm

Promotions: Alumni Day, Greek Day and Day of Giving, Toy Drive

Saturday Dec. 11, 2021

vs. Illinois State, 7 pm

Promotions: Study Break Game, Toy Drive

Saturday Feb. 12, 2022

vs. Sam Houston, 2 pm

Promotion: "Old Skool Game"

Saturday Feb. 26, 2022


vs. New Mexico State, 2 pm

Promotion: Hall of Fame Game

Chicago State Game-by-Game Starters




2 DOMINIQUE ALEXANDER



11 BRANDON BETSON



14 ALI DIBBA



22 TEDDY BAYI BA MANDENG



24 JAHSEAN CORBETT



CALIFORNIA BAPTIST
10-3, 0-0

VS




CHICAGO STATE
4-12, 0-3

COUGARS STARTERS

JANUARY 8, 2022 // 12 PM // CHICAGO



2 DOMINIQUE ALEXANDER



11 BRANDON BETSON



15 COREYOUN RUSHIN



25 NOAH BIGIRUMWAMI



3 BRYCE JOHNSON



CHICAGO STATE
5-12, 1-3

@




UTRGV
5-11, 0-4

COUGARS STARTERS

JANUARY 13, 2022 // 7 PM // EDINBURG, TX



2 DOMINIQUE ALEXANDER



11 BRANDON BETSON



15 COREYOUN RUSHIN



25 NOAH BIGIRUMWAMI



3 BRYCE JOHNSON



CHICAGO STATE
5-13, 1-4

@




LAMAR
2-13, 0-2

COUGARS STARTERS

JANUARY 15, 2022 // 3 PM // BEAUMONT, TX



2 DOMINIQUE ALEXANDER



11 BRANDON BETSON



15 COREYOUN RUSHIN



24 JAHSEAN CORBETT



14 ALI DIBBA



UTAH VALLEY
13-6, 4-3

VS

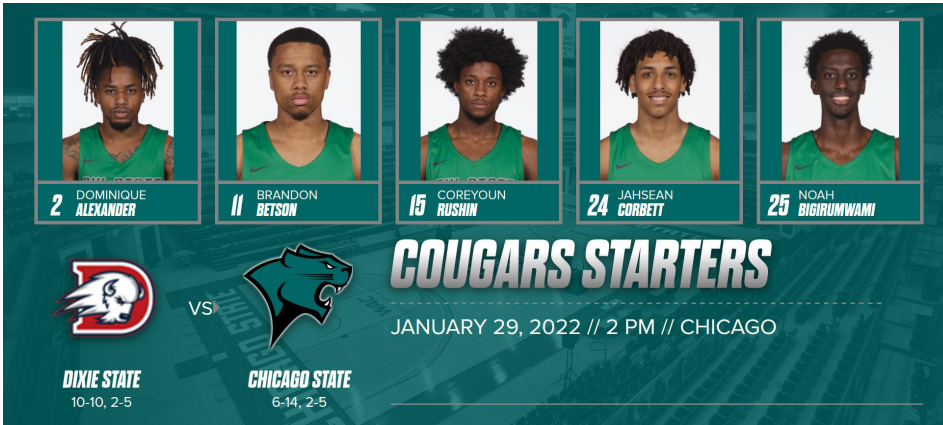


CHICAGO STATE
6-13, 2-4

COUGARS STARTERS

JANUARY 27, 2022 // 7 PM // CHICAGO

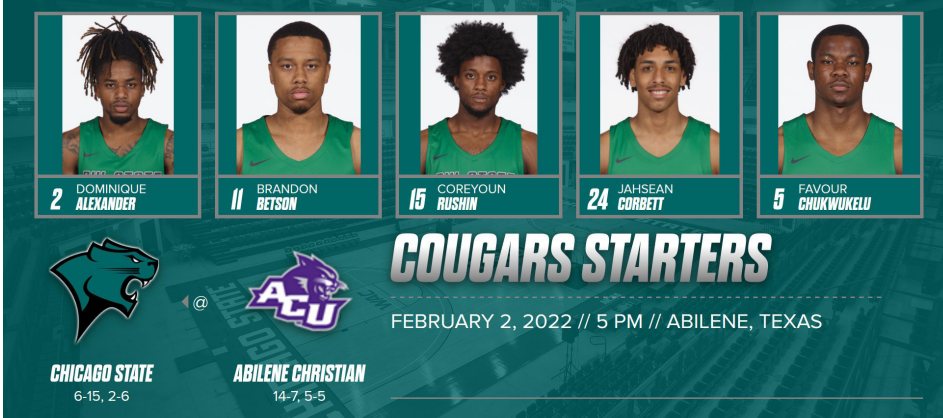
Chicago State Game-by-Game Starters



COUGARS STARTERS
JANUARY 29, 2022 // 2 PM // CHICAGO

--	--	--	--	--

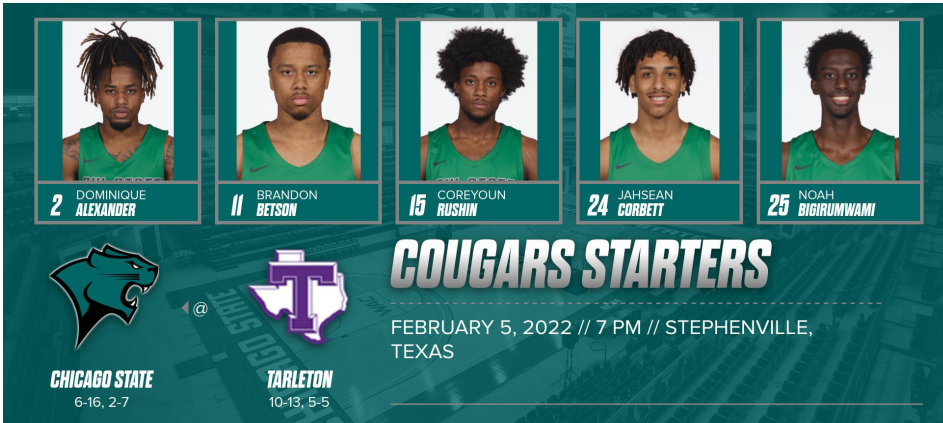
DIXIE STATE 10-10, 2-5 vs **CHICAGO STATE** 6-14, 2-5



COUGARS STARTERS
FEBRUARY 2, 2022 // 5 PM // ABILENE, TEXAS

--	--	--	--	--


CHICAGO STATE 6-15, 2-6 @ **ABILENE CHRISTIAN** 14-7, 5-5



COUGARS STARTERS
FEBRUARY 5, 2022 // 7 PM // STEPHENVILLE, TEXAS

--	--	--	--	--

CHICAGO STATE 6-16, 2-7 @ **TARLETON** 10-13, 5-5



COUGARS STARTERS
FEBRUARY 10, 2022 // 7 PM // CHICAGO

--	--	--	--	--

STEPHEN F. AUSTIN 18-8, 7-4 vs **CHICAGO STATE** 6-17, 2-8

Records Watch

Single Season

3-Point Field Goals

1	David Holston, 2008-09	147
2	David Holston, 2007-08	130
3	David Holston, 2006-07	94
4	Quinton Pippen, 2013-14	90
5	David Holston, 2005-06	79
6	Troy Ivory, 1995-96	74
7	Brandon Betson, 2021-22	72
8	Fred Sims Jr., 2016-17	71
9	Larry Simmons, 1994-95	69
10	Royce Parran, 2005-06	68
	Quinton Pippen, 2012-13	68

3-Point Field Goal Attempts

1	David Holston, 2008-09	395
2	David Holston, 2007-08	322
3	Quinton Pippen, 2013-14	243
4	David Holston, 2006-07	234
5	Fred Sims Jr., 2016-17	226
6	Brandon Betson, 2021-22	196
	David Holston, 2005-06	196
8	Quinton Pippen, 2012-13	195
9	Fred Sims Jr., 2017-18	191
10	Gerald Collins, 1989-90	190
11	Troy Ivory, 1995-96	186
	Terry Harris-Smith, 1996-97	186

3-Point Field Goal Percentage

1	Larry Simmons, 1994-95	0.416
2	David Holston, 2007-08	0.404
3	David Holston, 2005-06	0.403
4	David Holston, 2006-07	0.402
5	Troy Ivory, 1995-96	0.398
6	David Holston, 2008-09	0.372
7	Quinton Pippen, 2013-14	0.370
8	Terry Harris-Smith, 1996-97	0.344

2021-22

Favour Chukwukelu	0.368
Brandon Betson	0.367

Around the WAC






It's the final week of the regular season with plenty still to be determined for the Hercules Tires WAC Basketball Tournament next week in Las Vegas. The schedule begins on Wednesday with UT Rio Grande Vally at Lamar, Stephen F. Austin at NM State and Chicago State at California Baptist. On Thursday, Tarleton travels to Sam Houston, Dixie State heads to Abilene Christian and Utah Valley plays at Grand Canyon. Saturday boats a full schedule with California Baptist playing at Lamar, Chicago State at Seattle U, Tarleton at Abilene Christian, Stephen F. Austin at UT Rio Grande Valley, Dixie State at Grand Canyon and Utah Valley at NM State.

STATISTICALLY SPEAKING

Abilene Christian is the leader in scoring offense (77.4), scoring margin (+11.0), steals (11.0) and turnover margin (8.81) while Grand Canyon holds the top spot in scoring defense (61.0), field goal defense (.381) and three-point defense (.271). Seattle U is the leader in free throw percentage (.771), assist/turnover ratio (1.2) and three-pointers made (9.7). Stephen F. Austin holds the top field goal percentage (.475) and Utah Valley has the top three-point field goal percentage (.375) and leads the league in rebounding offense (41.0), rebounding margin (8.6) and blocked shots (4.6). NM State is tops in rebounding defense (31.3) and California Baptist is the leader in assists (16.4).






Individually, NMSU's Teddy Allen is the leader in scoring (19.6) and UVU's Fardaws Aimaq is the leading rebounder (13.8), also leading the WAC in offensive rebounds (3.0) and defensive rebounds (10.8). SFA's Gavin Kensmil is the leader in field goal percentage (.599), UVU's Le'Tre Darthard is the leader in free throw percentage (.885) and GCU's Jovan Blacksher Jr. is the leader in three-point field goal percentage (.416). SU's Darrion Trammell holds the lead in both assists (5.2) and steals (2.6) while teammate Cameron Tyson holds the lead for three-pointers per game (3.3). NMSU's Johnny McCants is the leader in blocked shots (1.6) and ACU's Damien Daniels holds the lead in assist/turnover ratio (2.6). TAR's Montre' Gipson is the WAC's iron man, averaging a league-high 35.2 minutes per game.

Chicago State Game-by-Game Starters

 21 KEDRICK GREEN	 11 BRANDON BETSON	 15 COREYOUN RUSHIN	 24 JAHSEAN CORBETT	 22 TEDDY BAYI BA MANDENG
---	--	--	---	---






COUGARS STARTERS
FEBRUARY 12, 2022 // 2 PM // CHICAGO

SAM HOUSTON 14-11, 9-3 vs **CHICAGO STATE** 6-18, 2-9

 3 BRYCE JOHNSON	 11 BRANDON BETSON	 15 COREYOUN RUSHIN	 24 JAHSEAN CORBETT	 25 NOAH BIGIRIMWAMI
--	--	--	---	--






COUGARS STARTERS
FEBRUARY 16, 2022 // 6:30 PM // NACOGDOCHES, TEXAS

CHICAGO STATE 6-19, 2-10 @ **STEPHEN F. AUSTIN** 16-8, 8-4

 21 KEDRICK GREEN	 11 BRANDON BETSON	 15 COREYOUN RUSHIN	 24 JAHSEAN CORBETT	 22 TEDDY BAYI BA MANDENG
---	--	--	---	---

COUGARS STARTERS
FEBRUARY 19, 2022 // 2 PM // CHICAGO

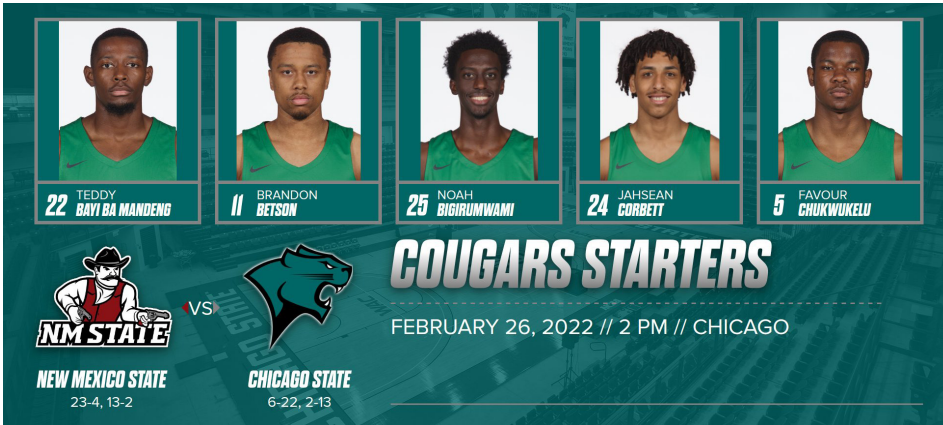
TARLETON 11-15, 6-7 vs **CHICAGO STATE** 6-20, 2-11

 3 BRYCE JOHNSON	 11 BRANDON BETSON	 15 COREYOUN RUSHIN	 24 JAHSEAN CORBETT	 22 TEDDY BAYI BA MANDENG
--	--	--	---	---






COUGARS STARTERS
FEBRUARY 23, 2022 // 7 PM // CHICAGO

GRAND CANYON 18-7, 9-5 vs **CHICAGO STATE** 6-21, 2-12

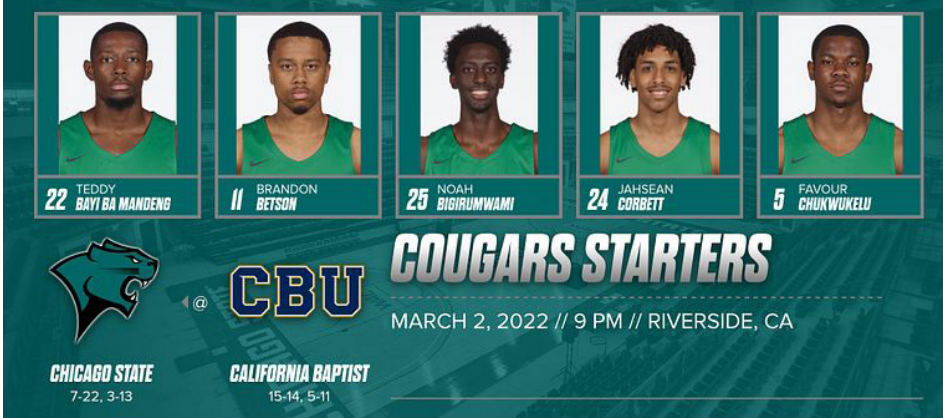
Chicago State Game-by-Game Starters








COUGARS STARTERS
FEBRUARY 26, 2022 // 2 PM // CHICAGO

 22 TEDDY BAYI BA MANDENG	 11 BRANDON BETSON	 25 NOAH BIGIRIMWAMI	 24 JAHSEAN CORBETT	 5 FAVOUR CHUKWUKELU
---	--	--	---	--

NM STATE vs **CHICAGO STATE**
NEW MEXICO STATE 23-4, 13-2 | CHICAGO STATE 6-22, 2-13



COUGARS STARTERS
MARCH 2, 2022 // 9 PM // RIVERSIDE, CA

 22 TEDDY BAYI BA MANDENG	 11 BRANDON BETSON	 25 NOAH BIGIRIMWAMI	 24 JAHSEAN CORBETT	 5 FAVOUR CHUKWUKELU
---	--	--	---	--

CHICAGO STATE @ **CBU**
CHICAGO STATE 7-22, 3-13 | CALIFORNIA BAPTIST 15-14, 5-11

Records Watch

Single Season

Free Throw Percentage

1	Andrew Lewis, 2019-20	0.866
2	Xavier Johnson, 2019-20	0.864
3	David Holston, 2007-08	0.848
4	Royce Parran, 2006-07	0.827
5	David Holston, 2008-09	0.824
6	Fred Sims Jr., 2016-17	0.807
7	Jermaine Hicks, 1999-00	0.796
8	Darron Brittman, 1985-86	0.788
9	Reggie Burcy, 1990-91	0.787
10	Jermaine Hicks, 1997-98	0.787
	Dominique Alexander	0.857
	Brandon Betson	0.847

Offensive Rebounds

1	Carl Montgomery, 2009-10	116
2	Clark Bone, 2001-02	104
3	Carl Montgomery, 2008-09	100
4	Carl Montgomery, 2010-11	98
5	Trayvon Palmer, 2016-17	95
6	Trayvon Palmer, 2015-16	90
7	Jeleel Akindele, 2004-05	87
8	Tawrence Walton, 2008-09	77
9	Tony Jones, 2000-01	72
	Lee Fisher, 2011-12	72
	Coreyoun Rushin	70
	Jahsean Corbett	68

Defensive Rebounds

1	Trayvon Palmer, 2016-17	207
2	Matt Ross, 2013-14	168
3	Lee Fisher, 2011-12	165
4	Jeremy Robinson, 2011-12	162
5	Carl Montgomery, 2010-11	160
6	Jeleel Akindele, 2004-05	155
7	Carl Montgomery, 2009-10	153
8	Tony Jones, 2000-01	146
9	Matt Ross, 2012-13	144
10	Trayvon Palmer, 2015-16	143
	Coreyoun Rushin	121

Total Rebounds

1	Kory Billups, 1996-97	304
2	Trayvon Palmer, 2016-17	302
3	Carl Montgomery, 2009-10	269
4	Carl Montgomery, 2010-11	258
5	Rodney Hull, 1988-89	244
6	Kory Billups, 1995-96	242
	Jeleel Akindele, 2004-05	242
8	Matt Ross, 2013-14	239
9	Lee Fisher, 2011-12	237
10	Clark Bone, 2001-02	234
	Coreyoun Rushin	191

CSU MBB INDIVIDUAL SINGLE-GAME RECORDS

Points

1	David Holston, 11/9/06	43
2	David Holston, 1/29/09	41
3	David Holston, 12/29/08	40
	John Cantrell, 1/29/09	40
5	Royce Parran, 2/25/06	39
	David Holston, 11/14/07	39
	David Holston, 2/2/08	39
	David Holston, 2/9/09	39
9	Royce Parran, 12/4/05	37
	Xavier Johnson, 11/5/19	37

Field Goals

1	Trayvon Palmer, 11/22/16	16
2	David Holston, 2/2/08	15
	John Cantrell, 1/29/09	15
	David Holston, 1/29/09	15
5	Royce Parran, 2/25/06	13
	David Holston, 11/9/06	13
	David Holston, 11/14/07	13
	John Cantrell, 1/12/09	13
	Fred Sims Jr., 3/4/17	13
	Xavier Johnson, 11/5/19	13

Field Goal Attempts

1	David Holston, 1/29/09	33
2	John Cantrell, 1/29/09	30
3	Fred Sims Jr., 3/4/17	28
4	Fred Sims Jr., 1/6/18	26
5	David Holston, 12/22/08	25
	David Holston, 1/5/09	25
	David Holston, 1/12/09	25
	David Holston, 2/24/09	25
9	David Holston, 12/1/07	24
	Fred Sims Jr., 1/28/17	24

3-Point Field Goals

1	David Holston, 11/14/07	11
2	Fred Sims Jr., 2/22/18	9
3	David Holston, 1/9/07	8
	David Holston, 12/1/07	8
	David Holston, 12/8/07	8
	David Holston, 12/29/08	8
7	David Holston, 2/2/08	7
	Xavier Johnson, 12/6/19	7
	Xavier Johnson, 11/5/19	7
	Travon Bell, 2/28/19	7
	Fred Sims Jr., 12/14/16	7
	Quinton Pippen, 1/18/14	7
	Jon Montgomery, 1/22/11	7
	David Holston, 2/9/09	7
	David Holston, 1/26/09	7
	David Holston, 12/22/08	7
	David Holston, 11/28/08	7
	David Holston, 11/17/08	7
	David Holston, 1/4/06	7

David Holston, 1/28/08	7
David Holston, 12/29/07	7
David Holston, 11/24/07	7
David Holston, 1/20/07	7
David Holston, 1/1/07	7
David Holston, 12/12/06	7
David Holston, 11/9/06	7
Royce Parran, 2/25/06	7

3-Point Field Goal Attempts

1	David Holston, 1/29/09	21
2	David Holston, 12/1/07	19
3	David Holston, 2/9/08	18
4	David Holston, 2/6/06	16
	David Holston, 12/15/08	16
	David Holston, 12/17/08	16
	David Holston, 12/29/08	16
	David Holston, 1/26/09	16
9	David Holston, 1/29/07	15
	David Holston, 12/29/07	15
	David Holston, 12/22/08	15
	David Holston, 1/12/09	15
	David Holston, 2/9/09	15
	Quinton Pippen, 2/13/14	15

Free Throws

1	Royce Parran, 3/5/06	19
2	David Holston, 2/16/09	15
3	Antonio Lofton, 3/6/10	14
4	Xavier Johnson, 12/4/19	13
5	David Holston, 2/9/09	12
	Antonio Lofton, 1/13/11	12
	Ke'Sean Davis, 2/29/20	12
8	Kourtney Calvin, 12/10/05	11
	Christian Wall, 12/23/09	11
	Antonio Lofton, 2/3/11	11
	Carl Montgomery, 2/3/11	11
	Clarke Rosenberg, 1/30/14	11
	Clarke Rosenberg, 2/8/14	11
	Deionte Simmons, 2/25/17	11
	Glen Burns, 3/3/18	11

Free Throw Attempts

1	Royce Parran, 3/5/06	23
2	Carl Montgomery, 2/3/11	20
3	Antonio Lofton, 1/13/11	18
4	David Holston, 2/16/09	16
	Antonio Lofton, 3/6/10	16
6	Jeleel Akindede, 3/6/05	15
	Royce Parran, 3/6/05	15
	Deionte Simmons, 2/25/17	15
9	Carl Montgomery, 12/4/10	14
	Carl Montgomery, 12/28/10	14
	Matt Samuels, 2/4/12	14
	Clarke Rosenberg, 2/8/14	14
	Deionte Simmons, 11/14/17	14

Offensive Rebounds

1	Jeleel Akindede, 1/13/05	11
2	Trayvon Palmer, 11/22/16	10
3	Carl Montgomery, 1/28/10	9
	Trayvon Palmer, 11/18/15	9
5	Jeleel Akindede, 12/1/04	8
	Carl Montgomery, 11/27/07	8
	Tawrence Walton, 1/29/09	8
	Damian Windham, 12/10/09	8
	Carl Montgomery, 3/10/11	8
	Lee Fisher, 12/3/11	8
	Trayvon Palmer, 1/19/16	8

Defensive Rebounds

1	Jeleel Akindede, 12/1/04	13
	Carl Montgomery, 3/10/11	13
	Jeremy Robinson, 2/16/12	13
4	Carl Montgomery, 1/12/09	12
	Lee Fisher, 1/6/12	12
	Trayvon Palmer, 2/18/17	12
7	Lee Fisher, 1/10/12	11
	Jeremy Robinson, 2/29/12	11
	Quinton Pippen, 12/8/12	11
	Deionte Simmons, 3/9/17	11



Xavier Johnson ranks fourth in single-game free throws made with 13.

CSU MBB INDIVIDUAL SINGLE-GAME RECORDS

Total Rebounds

1	Jeleel Akindede, 12/1/04	21
	Carl Montgomery, 3/10/11	21
3	Jeleel Akindede, 1/13/05	18
	Carl Montgomery, 1/12/09	18
	Lee Fisher, 1/6/12	18
6	Tawrence Walton, 1/29/09	16
	Carl Montgomery, 11/12/10	16
	Carl Montgomery, 2/3/11	16
	Trayvon Palmer, 11/18/15	16
10	Trayvon Palmer, 12/22/16	15
	Trayvon Palmer, 12/10/16	15
	Trayvon Palmer, 11/22/16	15
	Trayvon Palmer, 1/19/16	15
	Trayvon Palmer, 1/14/16	15
	Jeremy Robinson, 12/21/11	15
	Carl Montgomery, 2/5/11	15
	Carl Montgomery, 11/27/07	15

Assists

1	David Holston, 11/29/06	12
	David Holston, 12/9/06	12
	David Holston, 1/10/09	12
4	Royce Parran, 1/1/07	11
	Royce Parran, 1/6/07	11
	David Holston, 1/3/09	11
	Rob Shaw, 12/1/18	11
8	Royce Parran, 1/8/05	10
	Royce Parran, 1/4/06	10
	David Holston, 11/28/08	10
	David Holston, 12/29/08	10
	David Holston, 1/24/09	10
	David Holston, 2/14/09	10
	Rob Shaw, 11/29/18	10

Steals

1	David Holston, 11/28/08	7
	Joshua Batson, 11/18/14	7
	Anthony Harris, 11/14/17	7
4	Royce Parran, 2/3/05	6
	Royce Parran, 11/26/05	6
	John Cantrell, 11/20/08	6
	John Cantrell, 12/30/08	6
	David Holston, 1/26/09	6
	Nate Duhon, 3/16/13	6
	Johnny Griffin, 12/4/14	6
	Kieran Woods, 11/21/15	6
	Trayvon Palmer, 1/18/17	6
	Glen Burns, 1/13/18	6

Blocks

1	Chidozie Chukwumah, 12/8/07	10
2	Jeleel Akindede, 2/3/05	8
3	Cam-Ron Clay, 11/29/06	7
4	Jeleel Akindede, 11/24/04	6
	Jeleel Akindede, 2/24/05	6



Trayvon Palmer ranks among CSU's all-time leaders in single-game, -season and career rounds.

	Matt Ross, 11/8/13	6
	Chidozie Chukwumah, 12/4/07	6
8	Jeremy Robinson, 2/9/13	5
9	Carl Montgomery, 1/20/09	4
	Quron Davis, 2/4/16	4
	Carl Montgomery, 1/24/09	4
	Carl Montgomery, 1/31/09	4
	Marquis Young, 2/16/09	4
	Carl Montgomery, 2/28/09	4
	Carl Montgomery, 12/30/09	4
	Sean Montgomery, 12/10/10	4
	Jeremy Robinson, 12/14/11	4
	Jeremy Robinson, 1/10/12	4
	Jeremy Robinson, 1/15/12	4
	Matt Ross, 3/8/14	4
	Johnny Griffin, 1/17/15	4
	Trayvon Palmer, 11/18/15	4
	Trayvon Palmer, 1/21/16	4
	Chidozie Chukwumah, 1/9/07	4
	Jeleel Akindede, 12/1/04	4
	Jeleel Akindede, 1/15/05	4
	Jeleel Akindede, 1/22/05	4

Jeleel Akindede, 3/6/05	4
Nikko Briteramos, 12/19/05	4
Cam-Ron Clay, 2/11/06	4
Michael Henderson, 11/29/06	4
Chidozie Chukwumah, 12/2/06	4
Carl Montgomery, 12/20/08	4
Chidozie Chukwumah, 11/14/07	4
Chidozie Chukwumah, 1/16/08	4
Chidozie Chukwumah, 2/16/08	4
Chidozie Chukwumah, 2/27/08	4
Carl Montgomery, 11/20/08	4
Carl Montgomery, 11/28/08	4
Carl Montgomery, 11/29/08	4
Teddy Bayi Ba Mendeng, 12/16/21	

Records courtesy of sports-reference.com:
<https://www.sports-reference.com/cbb/schools/chicago-state/leaders-and-records.html>

School leaders and record-holders are compiled from sports-reference.com's available season, career, and game-level player data. They are not encompassing of the school's entire statistical history

Points: Complete 1988-89 to 2019-20
 Field Goals: Complete 1988-89 to 2019-20
 Field Goal Attempts: Complete 1988-89 to 2019-20
 3-Point Field Goals: Complete 1988-89 to 2019-20
 3-Point Field Goal Attempts: Complete 1988-89 to 2019-20
 Free Throws: Complete 1988-89 to 2019-20
 Free Throw Attempts: Complete 1988-89 to 2019-20
 Offensive Rebounds: Complete 2006-07 to 2019-20
 Defensive Rebounds: Complete 2006-07 to 2019-20
 Total Rebounds: Complete 1988-89 to 2019-20
 Assists: Complete 1988-89 to 2019-20
 Steals: Complete 1988-89 to 2019-20
 Blocks: Complete 1988-89 to 2019-20

CSU MBB SINGLE-SEASON RECORDS

Points

1	David Holston, 2008-09	830
2	David Holston, 2007-08	646
3	John Cantrell, 2008-09	633
4	Rod Parker, 1990-91	621
5	Fred Sims Jr., 2016-17	583
6	Carl Montgomery, 2010-11	555
7	Royce Parran, 2005-06	541
8	Darron Brittman, 1985-86	511
	Gerald Collins, 1988-89	511
10	Charles Perry, 1984-85	504

Points Per Game

1	David Holston, 2008-09	25.9
2	Rod Parker, 1990-91	24.8
3	David Holston, 2007-08	23.1
4	John Cantrell, 2008-09	19.8
5	Gerald Collins, 1988-89	18.9
6	Fred Sims Jr., 2016-17	18.8
7	Charles Perry, 1984-85	18.7
8	Ryan Malone, 1993-94	18.4
9	Darron Brittman, 1985-86	18.2
10	Royce Parran, 2005-06	18.0

Field Goals

1	David Holston, 2008-09	269
2	John Cantrell, 2008-09	245
3	Rod Parker, 1990-91	221
4	Darron Brittman, 1985-86	211
5	Fred Sims Jr., 2016-17	210
6	Charles Perry, 1984-85	209
	Carl Montgomery, 2010-11	209
8	James Parker, 1989-90	202
	David Holston, 2007-08	202
10	Paul Beene, 1985-86	189
	Kory Billups, 1996-97	189

Field Goal Attempts

1	David Holston, 2008-09	632
2	Fred Sims Jr., 2016-17	582
3	John Cantrell, 2008-09	483
4	David Holston, 2007-08	470
5	Rod Parker, 1990-91	465
6	Fred Sims Jr., 2017-18	453
7	James Parker, 1989-90	449
8	Jermaine Hicks, 1997-98	444
9	Charles Perry, 1984-85	438
10	Kory Billups, 1996-97	424

Field Goal Percentage

1	Stanley Jones, 1987-88	0.574
2	Kory Billups, 1994-95	0.536
3	Carl Montgomery, 2010-11	0.525
4	Darrell Johns, 1999-00	0.524
5	Darron Brittman, 1984-85	0.522
6	John Cantrell, 2007-08	0.517
7	Shawn Bell, 1985-86	0.513
8	John Cantrell, 2008-09	0.507
9	Laurent Crawford, 1987-88	0.506
10	Darron Brittman, 1985-86	0.504

3-Point Field Goals

1	David Holston, 2008-09	147
2	David Holston, 2007-08	130
3	David Holston, 2006-07	94
4	Quinton Pippen, 2013-14	90
5	David Holston, 2005-06	79
6	Troy Ivory, 1995-96	74
7	Fred Sims Jr., 2016-17	71
8	Larry Simmons, 1994-95	69
9	Royce Parran, 2005-06	68
	Quinton Pippen, 2012-13	68

3-Point Field Goal Attempts

1	David Holston, 2008-09	395
2	David Holston, 2007-08	322
3	Quinton Pippen, 2013-14	243
4	David Holston, 2006-07	234
5	Fred Sims Jr., 2016-17	226
6	David Holston, 2005-06	196
7	Quinton Pippen, 2012-13	195
8	Fred Sims Jr., 2017-18	191
9	Gerald Collins, 1989-90	190
10	Troy Ivory, 1995-96	186
	Terry Harris-Smith, 1996-97	186

3-Point Field Goal Percentage

1	Larry Simmons, 1994-95	0.416
2	David Holston, 2007-08	0.404
3	David Holston, 2005-06	0.403
4	David Holston, 2006-07	0.402
5	Troy Ivory, 1995-96	0.398
6	David Holston, 2008-09	0.372
7	Quinton Pippen, 2013-14	0.370
8	Terry Harris-Smith, 1996-97	0.344

Free Throws

1	Rod Parker, 1990-91	146
2	David Holston, 2008-09	145
3	Royce Parran, 2005-06	141
4	Carl Montgomery, 2010-11	134
5	Antonio Lofton, 2009-10	131
6	Anthony Harris, 2018-19	127
7	Reggie Burcy, 1990-91	126
8	Antonio Lofton, 2010-11	124
9	Craig Franklin, 2003-04	120
10	Reggie Burcy, 1991-92	118

Free Throw Attempts

1	Carl Montgomery, 2010-11	217
2	Rod Parker, 1990-91	192
3	Royce Parran, 2005-06	185
4	Antonio Lofton, 2010-11	181
5	Reggie Burcy, 1991-92	179
6	Antonio Lofton, 2009-10	178
7	David Holston, 2008-09	176
8	Kory Billups, 1996-97	168
9	Anthony Harris, 2018-19	165
10	Ryan Malone, 1993-94	163



Walk-on David Holston scored a school-record 2,331 points from 2005-06 and 2008-09. The 5'-8" guard finished in the top five in points per game nationally his senior season and led the NCAA in three-point field goals made per game his final two seasons.

CSU MBB SINGLE-SEASON RECORDS

Free Throw Percentage

1	Andrew Lewis, 2019-20	0.866
2	Xavier Johnson, 2019-20	0.864
3	David Holston, 2007-08	0.848
4	Royce Parran, 2006-07	0.827
5	David Holston, 2008-09	0.824
6	Fred Sims Jr., 2016-17	0.807
7	Jermaine Hicks, 1999-00	0.796
8	Darron Brittman, 1985-86	0.788
9	Reggie Burcy, 1990-91	0.787
10	Jermaine Hicks, 1997-98	0.787

Offensive Rebounds

1	Carl Montgomery, 2009-10	116
2	Clark Bone, 2001-02	104
3	Carl Montgomery, 2008-09	100
4	Carl Montgomery, 2010-11	98
5	Trayvon Palmer, 2016-17	95
6	Trayvon Palmer, 2015-16	90
7	Jeleel Akindede, 2004-05	87
8	Tawrence Walton, 2008-09	77
9	Tony Jones, 2000-01	72
	Lee Fisher, 2011-12	72

Defensive Rebounds

1	Trayvon Palmer, 2016-17	207
2	Matt Ross, 2013-14	168
3	Lee Fisher, 2011-12	165
4	Jeremy Robinson, 2011-12	162
5	Carl Montgomery, 2010-11	160
6	Jeleel Akindede, 2004-05	155
7	Carl Montgomery, 2009-10	153
8	Tony Jones, 2000-01	146
9	Matt Ross, 2012-13	144
10	Trayvon Palmer, 2015-16	143

Total Rebounds

1	Kory Billups, 1996-97	304
2	Trayvon Palmer, 2016-17	302
3	Carl Montgomery, 2009-10	269
4	Carl Montgomery, 2010-11	258
5	Rodney Hull, 1988-89	244
6	Kory Billups, 1995-96	242
	Jeleel Akindede, 2004-05	242
8	Matt Ross, 2013-14	239
9	Lee Fisher, 2011-12	237
10	Clark Bone, 2001-02	234

Total Rebounds Per Game

1	Kory Billups, 1996-97	11.3
2	Trayvon Palmer, 2016-17	9.4
3	Kory Billups, 1995-96	9.0
4	Rodney Hull, 1988-89	8.7
5	Jeleel Akindede, 2004-05	8.6
6	Carl Montgomery, 2009-10	8.4
7	Clark Bone, 2001-02	8.4

8	Kory Billups, 1994-95	8.2
9	Reggie Burcy, 1990-91	8.1
10	Carl Montgomery, 2010-11	8.1

Assists

1	David Holston, 2008-09	204
2	Rob Shaw, 2018-19	159
3	Darron Brittman, 1985-86	158
4	Anthony Figueroa, 1996-97	149
5	David Holston, 2007-08	142
6	Royce Parran, 2006-07	136
7	Jermaine Hicks, 1997-98	134
8	Rod Parker, 1989-90	128
9	Maurice Thornton, 1988-89	118
10	Royce Parran, 2005-06	116

Assists Per Game

1	David Holston, 2008-09	6.4
2	Darron Brittman, 1985-86	5.6
3	Anthony Figueroa, 1996-97	5.5
4	David Holston, 2007-08	5.1
5	Rob Shaw, 2018-19	5.0
6	Jermaine Hicks, 1997-98	5.0
7	Royce Parran, 2006-07	4.7
8	Rod Parker, 1989-90	4.6
9	Maurice Thornton, 1988-89	4.2
10	Antoinette Morris, 1992-93	4.1

Steals

1	Darron Brittman, 1985-86	139
2	Darron Brittman, 1984-85	109
3	David Holston, 2008-09	97
4	Reggie Burcy, 1991-92	85
5	Reggie Burcy, 1990-91	80
6	John Cantrell, 2008-09	72
7	Ryan Malone, 1993-94	68
8	Rod Parker, 1990-91	64
	Royce Parran, 2006-07	64
10	Mario Clark, 1991-92	60

Steals Per Game

1	Darron Brittman, 1985-86	5
2	Darron Brittman, 1984-85	4
3	Reggie Burcy, 1991-92	3.3
4	Reggie Burcy, 1990-91	3.1
5	David Holston, 2008-09	3
6	Ryan Malone, 1993-94	2.6
7	Rod Parker, 1990-91	2.6
8	John Cantrell, 2008-09	2.2
9	Mario Clark, 1991-92	2.2
10	Royce Parran, 2006-07	2.2

Blocks

1	Jeleel Akindede, 2004-05	70
2	Chidozie Chukwumah, 2007-08	68
3	Jeleel Akindede, 2003-04	62
4	Shawn Bell, 1985-86	60
	Carl Montgomery, 2008-09	60
6	Jeremy Robinson, 2011-12	46
7	Darrell Johns, 1999-00	45
8	Matt Ross, 2013-14	43
9	Kory Billups, 1995-96	40
10	Carl Montgomery, 2009-10	36

Blocks Per Game

1	Jeleel Akindede, 2004-05	2.5
2	Chidozie Chukwumah, 2007-08	2.4
3	Shawn Bell, 1985-86	2.1
4	Darrell Johns, 1999-00	2
5	Jeleel Akindede, 2003-04	1.9
6	Carl Montgomery, 2008-09	1.9
7	Jeremy Robinson, 2011-12	1.5
8	Kory Billups, 1995-96	1.5
9	Tyran Maxey, 1993-94	1.4
10	Matt Ross, 2013-14	1.3

Minutes Played

1	Trayvon Palmer, 2016-17	1151
2	John Cantrell, 2008-09	1120
3	David Holston, 2008-09	1118
4	Craig Franklin, 2003-04	1114
5	Fred Sims Jr., 2016-17	1069
6	Rob Shaw, 2018-19	1053
7	Lee Fisher, 2011-12	1047
8	Matt Ross, 2013-14	1041
9	Royce Parran, 2005-06	1040
10	Christian Wall, 2009-10	1008

Minutes Played Per Game

1	Trayvon Palmer, 2016-17	36.0
2	John Cantrell, 2008-09	35.0
3	David Holston, 2008-09	34.9
4	Lee Fisher, 2011-12	34.9
5	Craig Franklin, 2003-04	34.8
6	Reggie Ward, 1992-93	34.8
7	Royce Parran, 2005-06	34.7
8	Kenton Terrell, 1987-88	34.5
9	Fred Sims Jr., 2016-17	34.5
10	Royce Parran, 2006-07	34.1

CSU MBB CAREER RECORDS

Games

1	Clarke Rosenberg, 2011-12 to 2014-15	126
2	Carl Montgomery, 2007-08 to 2010-11	124
3	Christian Wall, 2007-08 to 2010-11	120
4	David Holston, 2005-06 to 2008-09	119
	Royce Parran, 2003-04 to 2006-07	119
6	Clark Bone, 1999-00 to 2002-03	114
7	Nate Carter, 2002-03 to 2005-06	112
8	Andre Wiggins, 1998-99 to 2001-02	109
	Hajji Martin, 2007-08 to 2010-11	109
10	Terrence West, 1998-99 to 2001-02	107

Minutes Played

1	David Holston, 2005-06 to 2008-09	3962
2	Royce Parran, 2003-04 to 2006-07	3509
3	Clarke Rosenberg, 2011-12 to 2014-15	3252
4	Carl Montgomery, 2007-08 to 2010-11	3166
5	Trayvon Palmer, 2014-15 to 2016-17	2792
6	Craig Franklin, 2002-03 to 2004-05	2722
7	John Cantrell, 2004-05 to 2008-09	2717
8	Fred Sims Jr., 2015-16 to 2017-18	2634
9	Christian Wall, 2007-08 to 2010-11	2498
10	Rubeen Perry, 2001-02 to 2003-04	2395

Field Goals

1	David Holston, 2005-06 to 2008-09	753
2	Carl Montgomery, 2007-08 to 2010-11	601
3	Kory Billups, 1993-94 to 1996-97	569
4	John Cantrell, 2004-05 to 2008-09	545
5	Royce Parran, 2003-04 to 2006-07	487
6	Fred Sims Jr., 2015-16 to 2017-18	482
7	Clarke Rosenberg, 2011-12 to 2014-15	428
8	Darron Brittman, 1984-85 to 1985-86	388
9	Craig Franklin, 2002-03 to 2004-05	380
10	Jermaine Hicks, 1997-98 to 1999-00	377

Field Goal Attempts

1	David Holston, 2005-06 to 2008-09	1808
2	Fred Sims Jr., 2015-16 to 2017-18	1397
3	Kory Billups, 1993-94 to 1996-97	1200
4	Carl Montgomery, 2007-08 to 2010-11	1135
5	Royce Parran, 2003-04 to 2006-07	1131
6	John Cantrell, 2004-05 to 2008-09	1078
7	Clarke Rosenberg, 2011-12 to 2014-15	1041
8	Jermaine Hicks, 1997-98 to 1999-00	1034
9	Craig Franklin, 2002-03 to 2004-05	874
10	Desmond Rice, 1991-92 to 1994-95	819

Field Goal Percentage

1	Carl Montgomery, 2007-08 to 2010-11	0.530
2	John Cantrell, 2004-05 to 2008-09	0.506
3	Kory Billups, 1993-94 to 1996-97	0.474
4	Royce Parran, 2003-04 to 2006-07	0.431
5	David Holston, 2005-06 to 2008-09	0.416
6	Fred Sims Jr., 2015-16 to 2017-18	0.345

3-Point Field Goals

1	David Holston, 2005-06 to 2008-09	450
2	Fred Sims Jr., 2015-16 to 2017-18	172
3	Royce Parran, 2003-04 to 2006-07	165
4	Quinton Pippen, 2012-13 to 2013-14	158
5	Jermaine Hicks, 1997-98 to 1999-00	151
6	Gerald Collins, 1988-89 to 1989-90	118
7	Kevin Jones, 2004-05 to 2007-08	111
8	Larry Simmons, 1993-94 to 1994-95	108
9	Tony Weeden, 2003-04 to 2004-05	103
10	Terrence West, 1998-99 to 2001-02	101

3-Point Field Goal Attempts

1	David Holston, 2005-06 to 2008-09	1147
2	Fred Sims Jr., 2015-16 to 2017-18	545
3	Royce Parran, 2003-04 to 2006-07	450
4	Quinton Pippen, 2012-13 to 2013-14	438
5	Jermaine Hicks, 1997-98 to 1999-00	437
6	Gerald Collins, 1988-89 to 1989-90	365
7	Kevin Jones, 2004-05 to 2007-08	359
8	Terrence West, 1998-99 to 2001-02	345
9	Tony Weeden, 2003-04 to 2004-05	296
10	Christian Wall, 2007-08 to 2010-11	292
	Clarke Rosenberg, 2011-12 to 2014-15	292

3-Point Field Goal Percentage

1	David Holston, 2005-06 to 2008-09	0.392
2	Royce Parran, 2003-04 to 2006-07	0.367
3	Quinton Pippen, 2012-13 to 2013-14	0.361
4	Tony Weeden, 2003-04 to 2004-05	0.348
5	Jermaine Hicks, 1997-98 to 1999-00	0.346
6	Gerald Collins, 1988-89 to 1989-90	0.323
7	Fred Sims Jr., 2015-16 to 2017-18	0.316
8	Kevin Jones, 2004-05 to 2007-08	0.309
9	Terrence West, 1998-99 to 2001-02	0.293

Free Throws

1	David Holston, 2005-06 to 2008-09	375
2	Royce Parran, 2003-04 to 2006-07	371
3	Carl Montgomery, 2007-08 to 2010-11	333
4	Clarke Rosenberg, 2011-12 to 2014-15	298
5	Antonio Lofton, 2009-10 to 2010-11	255
	Kory Billups, 1993-94 to 1996-97	255
7	Craig Franklin, 2002-03 to 2004-05	246
8	Reggie Burcy, 1990-91 to 1991-92	244
9	Jermaine Hicks, 1997-98 to 1999-00	227
10	Rod Parker, 1989-90 to 1990-91	226
	Ryan Malone, 1991-92 to 1993-94	226

Free Throw Attempts

1	Carl Montgomery, 2007-08 to 2010-11	581
2	Royce Parran, 2003-04 to 2006-07	473
3	Kory Billups, 1993-94 to 1996-97	470
4	David Holston, 2005-06 to 2008-09	448
5	Clarke Rosenberg, 2011-12 to 2014-15	411
6	Antonio Lofton, 2009-10 to 2010-11	359
7	Craig Franklin, 2002-03 to 2004-05	340
8	Reggie Burcy, 1990-91 to 1991-92	339

CSU MBB CAREER RECORDS

9 Desmond Rice, 1991-92 to 1994-95	332
10 Clark Bone, 1999-00 to 2002-03	325

Free Throw Percentage

1 David Holston, 2005-06 to 2008-09	0.837
2 Royce Parran, 2003-04 to 2006-07	0.784
3 Carl Montgomery, 2007-08 to 2010-11	0.573

Offensive Rebounds

1 Carl Montgomery, 2007-08 to 2010-11	379
2 Trayvon Palmer, 2014-15 to 2016-17	239
3 Clark Bone, 1999-00 to 2002-03	204
4 Rubeen Perry, 2001-02 to 2003-04	172
5 John Cantrell, 2004-05 to 2008-09	158
6 Jeleel Akindele, 2003-04 to 2004-05	144
7 Clarke Rosenberg, 2011-12 to 2014-15	136
8 Matt Ross, 2012-13 to 2013-14	134
9 Jeremy Robinson, 2011-12 to 2012-13	133
10 David Holston, 2005-06 to 2008-09	129

Defensive Rebounds

1 Carl Montgomery, 2007-08 to 2010-11	542
2 Trayvon Palmer, 2014-15 to 2016-17	440
3 Matt Ross, 2012-13 to 2013-14	312
4 Rubeen Perry, 2001-02 to 2003-04	292
5 Clarke Rosenberg, 2011-12 to 2014-15	281
6 Jeremy Robinson, 2011-12 to 2012-13	268
7 Fred Sims Jr., 2015-16 to 2017-18	264
8 Clark Bone, 1999-00 to 2002-03	263
9 Craig Franklin, 2002-03 to 2004-05	257
10 Jeleel Akindele, 2003-04 to 2004-05	255

Total Rebounds

1 Carl Montgomery, 2007-08 to 2010-11	921
2 Kory Billups, 1993-94 to 1996-97	852
3 Trayvon Palmer, 2014-15 to 2016-17	679
4 Clark Bone, 1999-00 to 2002-03	516
5 Rubeen Perry, 2001-02 to 2003-04	464
6 Matt Ross, 2012-13 to 2013-14	446
7 Shawn Bell, 1984-85 to 1986-87	437
8 Laurent Crawford, 1986-87 to 1988-89	428
9 Desmond Rice, 1991-92 to 1994-95	427
10 Clarke Rosenberg, 2011-12 to 2014-15	417

Assists

1 David Holston, 2005-06 to 2008-09	529
2 Royce Parran, 2003-04 to 2006-07	394
3 Jermaine Hicks, 1997-98 to 1999-00	322
4 Terrence West, 1998-99 to 2001-02	291
5 Ryan Malone, 1991-92 to 1993-94	284
6 Darron Brittman, 1984-85 to 1985-86	258
7 Craig Franklin, 2002-03 to 2004-05	249
8 Clarke Rosenberg, 2011-12 to 2014-15	237
9 Rob Shaw, 2017-18 to 2018-19	233
10 Rod Parker, 1989-90 to 1990-91	225

Steals

1 David Holston, 2005-06 to 2008-09	254
-------------------------------------	-----

2 Darron Brittman, 1984-85 to 1985-86	248
3 Royce Parran, 2003-04 to 2006-07	210
4 John Cantrell, 2004-05 to 2008-09	168
5 Reggie Burcy, 1990-91 to 1991-92	165
6 Ryan Malone, 1991-92 to 1993-94	153
7 Kory Billups, 1993-94 to 1996-97	144
8 Clarke Rosenberg, 2011-12 to 2014-15	139
9 Shawn Balark, 1984-85 to 1986-87	129
10 Christian Wall, 2007-08 to 2010-11	123

Blocks

1 Carl Montgomery, 2007-08 to 2010-11	148
2 Jeleel Akindele, 2003-04 to 2004-05	132
3 Chidozie Chukwumah, 2006-07 to 2007-08	102
4 Shawn Bell, 1984-85 to 1986-87	101
5 Kory Billups, 1993-94 to 1996-97	91
6 Darrell Johns, 1999-00 to 2000-01	75
Matt Ross, 2012-13 to 2013-14	75
8 Laurent Crawford, 1986-87 to 1988-89	73
9 Jeremy Robinson, 2011-12 to 2012-13	70
10 Trayvon Palmer, 2014-15 to 2016-17	68

Turnovers

1 David Holston, 2005-06 to 2008-09	390
2 Craig Franklin, 2002-03 to 2004-05	284
3 Royce Parran, 2003-04 to 2006-07	271
4 Clarke Rosenberg, 2011-12 to 2014-15	258
5 Carl Montgomery, 2007-08 to 2010-11	250
6 Trayvon Palmer, 2014-15 to 2016-17	216
7 Antonio Lofton, 2009-10 to 2010-11	187
8 Christian Wall, 2007-08 to 2010-11	175
9 John Cantrell, 2004-05 to 2008-09	167
10 Rob Shaw, 2017-18 to 2018-19	163

Personal Fouls

1 Carl Montgomery, 2007-08 to 2010-11	393
2 Clarke Rosenberg, 2011-12 to 2014-15	301
3 Royce Parran, 2003-04 to 2006-07	284
4 Trayvon Palmer, 2014-15 to 2016-17	274
5 David Holston, 2005-06 to 2008-09	270
6 Christian Wall, 2007-08 to 2010-11	266
7 Clark Bone, 1999-00 to 2002-03	238
8 Jeleel Akindele, 2003-04 to 2004-05	226
Nate Carter, 2002-03 to 2005-06	226
10 Craig Franklin, 2002-03 to 2004-05	225

Points

1 David Holston, 2005-06 to 2008-09	2331
2 Carl Montgomery, 2007-08 to 2010-11	1539
3 Royce Parran, 2003-04 to 2006-07	1510
4 Kory Billups, 1993-94 to 1996-97	1409
5 Fred Sims Jr., 2015-16 to 2017-18	1348
6 John Cantrell, 2004-05 to 2008-09	1339
7 Clarke Rosenberg, 2011-12 to 2014-15	1241
8 Jermaine Hicks, 1997-98 to 1999-00	1132
9 Craig Franklin, 2002-03 to 2004-05	1098
10 Ryan Malone, 1991-92 to 1993-94	1000
Trayvon Palmer, 2014-15 to 2016-17	1000

Series Results vs. 2021-22 Opponents

<u>St. Thomas (Minn.)</u>	1-0	12/16/26	A	19-48	L	12/22/18	A	59-100	L				
11/9/21	H	77-72	W	1/4/39	H	27-50	L	12/18/20	A	54-65	L		
				2/15/39	A	28-45	L	12/13/21	H	59-70	L		
<u>Southern Illinois-Edwardsville</u>	5-5	1/3/40	H	24-35	L	** double overtime							
12/28/74	N	79-103	L	2/10/40	A	24-36	L						
12/21/79	N	80-74	W	1/8/41	A	16-47	L	<u>IUPUI</u>	12-12				
2/14/83	A	68-51	W	2/13/42	H	34-41	L	2/22/74	N	87-82	W		
2/29/12	H	70-81	L	2/15/50	A	47-84	L	2/14/75	H	97-70	W		
12/1/12	A	57-71	L	12/12/60	A	68-102	L	2/13/76	A	75-85	L		
12/16/13	H	81-64	W	2/9/74	A	84-121	L	1/15/77	N	89-87	W		
12/22/14	A	38-63	L	11/27/82	A	54-62	L	1/7/99	H	50-53	L		
12/19/17	H	76-88	L	1/19/85	A	*66-79	L	1/14/99	A	50-47	W		
12/4/19	A	89-81	W	11/30/85	A	67-57	W	1/13/00	A	63-60	W		
11/12/21	H	67-56	W	2/21/87	A	65-82	L	1/20/00	H	69-62	W		
				12/25/87	A	54-70	L	2/8/01	A	68-58	W		
<u>Loyola Chicago</u>	1-11	1/11/89	A	70-71	L	2/22/01	H	58-56	W				
12/2/86	A	78-83	L	2/12/91	A	#0-2	L	1/5/02	A	54-61	L		
11/25/88	A	76-98	L	11/25/00	A	46-88	L	1/31/02	H	59-92	L		
12/4/96	H	82-107	L	11/27/07	A	49-81	L	2/1/03	H	69-89	L		
11/22/97	A	80-86	L	11/30/11	A	41-85	L	3/1/03	A	55-67	L		
11/17/98	H	52-65	L	12/4/13	A	56-76	L	1/29/04	A	70-79	L		
1/18/00	A	72-74	L	11/13/18	A	71-75	L	2/14/04	H	76-72	W		
11/29/00	H	78-76	W	12/15/20	A	62-91	L	3/8/04	N	47-68	L		
12/22/01	A	73-85	L	12/11/21	H	71-81	L	1/29/05	H	71-63	W		
12/17/11	A	49-64	L	* overtime									
1/20/13	H	*63-66	L	# forfeit									
12/9/20	A	51-88	L										
11/16/21	A	56-92	L	<u>Northern Illinois</u>	0-27								
* overtime													
				1/5/49	A	50-59	L	2/1/07	A	77-79	L		
				2/10/49	H	55-61	L	11/24/07	A	70-78	L		
<u>California Santa Barbara</u>	0-1	2/20/51	H	68-80	L	2/27/08	H	75-89	L				
11/20/21	A	50-81	L	1/28/52	A	56-57	L	12/16/21	A	61-55	W		
				1/31/53	A	69-76	L						
<u>Pacific</u>	0-1	1/30/54	A	79-80	L	<u>Iowa State</u>					0-9		
11/22/21	A	58-74	L	2/17/55	A	73-10	L	12/2/72	A	46-77	L		
				1/4/75	A	80-113	L	1/8/83	A	58-60	L		
<u>Bowling Green</u>	0-2	2/27/88	A	**97-98	L	1/27/92					A	76-114	L
1/3/15	A	35-58	L	3/6/89	H	63-68	L	12/27/94	A	47-96	L		
11/28/21	A	57-75	L	2/24/90	A	55-63	L	11/23/98	A	48-79	L		
				12/27/90	H	60-84	L	11/15/09	A	50-72	L		
<u>Loyola Maryland</u>	0-2	12/28/91	A	100-106	L	12/21/10					A	63-104	L
11/9/19	H	85-98	L	1/9/93	H	70-76	L	11/16/15	A	64-106	L		
12/1/21	A	64-78	L	12/30/93	H	77-82	L	12/21/21	A	48-79	L		
				12/1/94	A	66-94	L						
<u>Tennessee State</u>	2-2	12/7/95	H	75-115	L	<u>Drake</u>					0-10		
2/5/90	A	63-61	W	12/23/96	A	64-106	L	12/27/71	A	95-123	L		
12/22/90	H	83-93	L	11/29/97	H	59-73	L	12/4/72	A	63-115	L		
12/6/19	N	74-80	L	11/14/98	A	72-89	L	12/1/73	A	54-85	L		
12/4/21	H	59-49	W	12/6/08	A	81-93	L	12/3/81	A	65-89	L		
				1/6/10	H	93-99	L	11/20/97	A	76-77	L		
<u>Illinois State</u>	1-24	12/2/15	A	58-80	L	12/7/07					A	53-83	L
12/11/26	H	26-36	L	12/2/17	H	77-95	L	12/23/10	A	51-102	L		

Series Results vs. 2021-22 Opponents

11/26/17	A	67-79	L	<u>Seattle U</u>		2-13	2/8/20	H	64-75	L	
12/20/20	A	67-111	L	2/27/14	A	***84-77	W	1/13/22	A	63-85	L
12/22/21	A	50-87	L	3/8/14	H	67-53	W	* overtime			
<u>Grand Canyon</u>			2-15	1/22/15	H	67-75	L	<u>Utah Valley</u>		5-21	
1/30/14	H	75-76	L	2/21/15	A	31-57	L	1/12/08	H	85-76	W
3/1/14	A	74-84	L	3/12/15	N	45-49	L	2/9/08	A	89-99	L
1/31/15	A	56-55	W	1/9/16	H	50-66	L	1/29/09	H	121-123	L
2/26/15	H	74-70	W	2/4/16	A	56-59	L	2/24/09	A	72-77	L
1/21/16	H	65-90	L	1/14/17	A	50-65	L	1/9/10	A	43-48	L
2/20/16	A	52-67	L	1/9/17	H	65-90	L	1/28/10	H	43-41	W
1/28/17	H	**77-85	L	1/11/18	A	64-67	L	1/8/11	H	82-93	L
2/23/17	A	59-82	L	2/10/18	H	81-91	L	1/27/11	A	61-84	L
1/18/18	H	58-86	L	1/24/19	H	47-75	L	1/26/12	A	56-65	L
2/3/18	A	55-89	L	2/23/19	A	57-77	L	2/11/12	H	61-66	L
1/17/19	A	46-80	L	1/4/20	H	54-86	L	1/26/13	H	62-54	W
2/16/19	H	59-90	L	1/6/22	H	77-93	L	3/2/13	A	69-76	L
1/16/20	H	64-78	L	<u>California Baptist</u>		1-4	1/25/14	A	55-62	L	
1/15/20	A	47-71	L	1/12/19	H	75-77	L	2/20/14	H	70-79	L
12/30/21	A	63-80	L	2/7/19	A	44-94	L	1/29/15	A	62-78	L
2/23/22	H	64-85	L	1/22/20	A	53-85	L	2/28/15	H	65-55	W
3/2/22	A	53-62	L	1/22/20	H	53-95	L	1/23/16	H	76-82	L
** double overtime				1/8/22	H	58-56	W	2/18/16	A	72-74	L
<u>New Mexico State</u>			2-21	<u>UTRGV</u>		9-20	1/12/17	A	70-61	W	
12/10/05	N	63-78	L	12/29/02	N	57-54	W	2/11/17	H	54-87	L
12/1/06	A	74-80	L	1/28/08	H	76-85	L	1/13/18	A	58-83	L
1/1/07	H	78-88	L	2/2/08	A	91-82	W	2/8/18	H	57-97	L
11/30/07	A	61-94	L	2/7/09	A	78-72	W	1/26/19	H	60-74	L
1/16/14	H	86-81	W	2/28/09	H	92-75	W	2/21/19	A	71-103	L
2/15/14	A	55-84	L	1/16/10	A	42-63	L	1/2/20	H	73-94	L
2/5/15	H	*61-69	L	2/6/10	H	76-69	W	1/27/22	H	87-101	L
3/7/15	A	57-61	L	1/15/11	H	70-63	W	<u>Dixie State</u>		0-1	
1/16/16	A	62-80	L	2/5/11	A	70-64	W	1/29/22	H	65-79	L
2/13/16	H	55-69	L	1/19/12	H	65-72	L	<u>Abilene Christian</u>		0-1	
1/7/17	H	62-78	L	2/18/12	A	70-74	L	2/2/22	A	73-77	L
2/4/17	A	51-86	L	2/2/13	A	65-68	L	<u>Tarleton</u>		0-2	
3/9/17	N	53-67	L	2/23/13	H	51-55	L	2/5/22	A	54-57	L
1/6/18	H	60-97	L	3/15/13	H	76-59	W	2/19/22	H	60-79	L
2/22/18	A	67-78	L	1/18/14	H	61-84	L	<u>Stephen F. Austin</u>		0-3	
3/8/18	N	70-97	L	2/13/14	A	*68-71	L	12/11/10	A	38-94	L
2/2/19	A	39-83	L	1/10/15	A	59-64	L	2/10/22	H	61-81	L
3/2/19	H	58-92	L	2/7/15	H	78-73	W	2/16/22	A	71-88	L
3/14/19	N	57-89	L	1/14/16	A	72-82	L	<u>Sam Houston</u>		0-1	
1/9/20	A	54-93	L	2/28/16	H	79-89	L	2/12/22	H	59-72	L
2/6/20	H	49-71	L	1/5/17	H	64-83	L				
1/1/22	A	61-78	L	2/21/17	A	*77-85	L				
2/26/22	H	61-59	W	2/27/18	H	81-87	L				
* overtime				2/24/18	A	75-83	L				
<u>Lamar</u>			1-1	1/31/19	A	46-77	L				
2/22/88		59-71	L	2/28/19	H	82-77	L				
1/15/22	A	67-56	W	1/11/20	A	63-87	L				

2021-22 Western Athletic Conference Schedule

	ACU	TAR	UVU	DSU	SU	CBU	GCU	NMSU	UTRGV	LU	SFA	SHSU	CSU
Thu Dec-30	at UVU	at DSU	ACU	TAR	NMSU		CSU	at SU	at SFA	at SHSU	UTRGV	LU	at GCU
Sat Jan-1	at DSU	at UVU	TAR	ACU	at CBU	SU		CSU	at SHSU	at SFA	LU	UTRGV	at NMSU
Thu Jan-6	SFA	SHSU			at CSU		at UTRGV	at LU	GCU	NMSU	at ACU	at TAR	SU
Sat Jan-8	SHSU	SFA	DSU	at UVU		at CSU	at LU	at UTRGV	NMSU	GCU	at TAR	at ACU	CBU
Wed Jan-12			at SU		UVU								
Thu Jan-13	at GCU	at NMSU		at CBU		DSU	ACU	TAR	CSU	SHSU		at LU	at UTRGV
Sat Jan-15	at NMSU	at GCU	at CBU	at SU	DSU	UVU	TAR	ACU		CSU	at SHSU	SFA	at LU
Thu Jan-20	SU	CBU	UTRGV	LU	at ACU	at TAR	at SFA	at SHSU	at UVU	at DSU	GCU	NMSU	
Sat Jan-22	CBU	SU	LU	UTRGV	at TAR	at ACU	at SHSU	at SFA	at DSU	at UVU	NMSU	GCU	
Wed Jan-26					SFA						at SU		
Thu Jan-27	at UTRGV	at LU	at CSU			SHSU			ACU	TAR		at CBU	UVU
Sat Jan-29	at LU	at UTRGV		at CSU	SHSU	SFA	at NMSU	GCU	TAR	ACU	at CBU	at SU	DSU
Wed Feb-2									LU	at UTRGV			
Thu Feb-3	CSU		at SFA	at SHSU	at GCU	at NMSU	SU	CBU			UVU	DSU	at ACU
Sat Feb-5	UTRGV	CSU	at SHSU	at SFA	at NMSU	at GCU	CBU	SU	at ACU		DSU	UVU	at TAR
Thu Feb-10			GCU	NMSU	UTRGV	LU	at UVU	at DSU	at SU	at CBU	at CSU		SFA
Sat Feb-12	at TAR	ACU	NMSU	GCU	LU	UTRGV	at DSU	at UVU	at CBU	at SU		at CSU	SHSU
Wed Feb-16					at UTRGV				SU		CSU		at SFA
Thu Feb-17	at SHSU	UVU	at TAR	at NMSU		GCU	at CBU	DSU				ACU	
Sat Feb-19		at CSU	at DSU	UVU	CBU	at SU	NMSU	at GCU	SHSU	SFA	at LU	at UTRGV	TAR
Wed Feb-23							at CSU						GCU
Thu Feb-24	LU	UTRGV	SU	CBU	at UVU	at DSU			at TAR	at ACU	SHSU	at SFA	
Sat Feb-26	at SFA	LU	CBU	SU	at DSU	at UVU	SHSU	at CSU		at TAR	ACU	at GCU	NMSU
Wed Mar-2								SFA	at LU	UTRGV	at NMSU		
Thu Mar-3	DSU	at SHSU	at GCU	at ACU		CSU	UVU					TAR	at CBU
Sat Mar-5	TAR	at ACU	at NMSU	at GCU	CSU	at LU	DSU	UVU	SFA	CBU	at UTRGV		at SU
Mar 10-12	WAC Basketball Tournament												