

GRAND CANYON MEN'S BASKETBALL

GAME 31
March 3 at 7 p.m.
Burns Arena
St. George, Utah



UTAH TECH TRAILBLAZERS
(13-17, 5-12 WAC)

HC: **Jon Judkins** (18th at UT, 319-181)
NET: 160 KenPom: 153 Home: 9-4 Last 3: 2-1

PTS	REB	AST
Cameron Gooden	Tanner Christensen	Cameron Gooden
16.1 ppg	7.1 rpg	3.4 apg

STREAM

ESPN+

LISTEN

1580 The Fanatic
99.3 FM & 95.9 FM
1580thefanatic.com
Michael Potter *play-by-play*
Paul Coro *analysis*

STATS

GCUstats.com

GRAND CANYON LOPES
(19-11, 10-7 WAC)



HC: **Bryce Drew** (3rd at GCU, 59-26 | 11th overall, 223-134)
NET: 128 KenPom: 128 Away: 4-5 Last 3: 2-1

PTS	REB	AST
Ray Harrison	Gabe McGlothan	Ray Harrison
17.2 ppg	7.9 rpg	3.2 apg

SERIES HISTORY

GCU record vs. Utah Tech	8-13
Home / away / neutral	5-5 / 3-8 / --
Last meeting	1/18/23 in Phoenix GCU wins 89-85
Streak	Grand Canyon, won 2

LAST GAME STARTERS



#0 Ray Harrison	#2 Chance McMillian	#3 Kobe Knox	#13 Aidan Igiehon	#30 Gabe McGlothan
G 6-4 So.	G 6-3 So.	G 6-5 R-Fr.	F/C 6-10 Jr.	F 6-7 R-Jr.
17.2 PPG	10.7 PPG	5.2 PPG	2.7 PPG	11.8 PPG
3.8 RPG	3.2 RPG	1.8 RPG	3.5 RPG	7.9 RPG
3.2 APG	1.9 APG	1.1 APG	0.2 APG	0.8 APG
42.9% FG	49.0% FG	48.6% FG	45.5% FG	49.8% FG
31.5% 3P	44.4% 3P	36.7% 3P	0.0% 3P	31.3% 3P
77.4% FT	69.6% FT	63.2% FT	64.7% FT	73.4% FT

bold purple denotes team leader in category

BY THE NUMBERS

UT	NCAA	GCU
76.0	<< POINTS	112 74.6
73.2	POINTS ALLOWED >>	68 66.0
+2.8	MARGIN >>	41 +8.6
45.9	<< FG PCT.	140 45.3
46.0	FG PCT. DEFENSE >>	19 40.2
38.6	<< 3PT PCT.	42 37.1
70.5	FT PCT. >>	119 73.0
34.1	REBOUNDS >>	43 37.6
13.0	<< ASSISTS	254 12.1
15.0	TURNOVERS >>	159 12.2
6.8	<< STEALS	319 5.0
2.3	BLOCKS >>	122 3.5

COMMUNICATIONS Josh Hauser josh.hauser@gcu.edu
GCU Lopes.com/MBBMedia Jerob Moon jerob.moon2@gcu.edu

THIS GAME

- » Grand Canyon concludes its regular-season schedule on the road after playing just one road game in February.
- » The Lopes rank fifth in the WAC Resume Seeding System. To secure a top-four seed and a tournament bye, the Lopes need a win paired with a loss by Southern Utah (home vs. CBU) or Seattle U (home vs. UT Arlington).
- » GCU is 8-1 in regular-season finales at the Division I level including a home win over Utah Tech to end 2021-22.

LAST TIME OUT

(more on page 3 »)

- » GCU fell in a 21-7 hole but recovered for a halftime tie and a five-point win at Southern Utah on Wednesday.
- » The Lopes dealt the Thunderbirds just their second home loss of the season and first home loss in conference play.
- » **Ray Harrison** once again led the Lopes with 28 points.

STORYLINES

- » **Ray Harrison** leads the WAC in scoring in conference games at 20.8 points per game. With 515 points on the season, he ranks 78th nationally. He is fourth in GCU's single-season scoring rankings at the D-I level and needs two points to surpass Killian Larson for third.
- » **Gabe McGlothan** reached 1,000 points for his career in Feb. 24's game against Seattle U and is the fourth Lope to reach 1,000 career points. **Jovan Blacksher Jr.**, **Noah Baumann**, and **Ray Harrison** have also scored 1,000.
- » The Lopes are 10-0 when they shoot 50% or better.
- » GCU has the top offensive efficiency in the WAC for conference games, per KenPom.
- » The Lopes are shooting 43.0% from 3-point range in their last 10 games.
- » **Chance McMillian** is averaging 12.8 points in his 16 starts this season. He has scored in double figures in 13 of his 15 starts since replacing the injured Jovan Blacksher Jr.
- » **Noah Baumann** is one of three active D-I players to make over 250 career 3-pointers and do it at a clip of 42%.
- » The WAC is 11th in KenPom conference rankings this year. The conference made the second-biggest jump among 32 D-I conferences in 2021-22 by moving from 23rd to 15th.

2022-23 SCHEDULE

19-11	10-7	14-4	4-5	1-2
W-L	WAC	H	A	N
Fri 10/28	Eastern New Mexico	EXHIB		W 71-43
Mon 11/7	Montana State			W 60-54
Wed 11/9	San Diego Christian			W 101-50
Sat 11/12	AT Nevada			L 59-46
Fri 11/18	Grambling State			W 81-48
Mon 11/21	vs. Wichita State	HOF (KC)		L 55-43
Tue 11/22	vs. Northern Iowa	HOF (KC)		W 69-67
Sat 11/26	Benedictine Mesa			W 110-53
Tue 11/29	Alcorn State			W 80-72
Sat 12/3	AT Wyoming			W 66-58
Wed 12/7	Loyola Marymount			L 69-65
Sat 12/10	vs. North Texas	COLANGELO		L 60-58
Sat 12/17	Pepperdine			W 83-73 OT
Tue 12/20	Idaho State			W 68-66
Thu 12/29	CBU	California Baptist*		W 73-59
Thu 1/5	AT Sam Houston*			W 72-68 OT
Sat 1/7	AT Stephen F. Austin*			L 73-68
Thu 1/12	UT Arlington*			W 80-48
Sat 1/14	CBU	AT California Baptist*		L 79-74
Wed 1/18	UT	Utah Tech*		W 89-85
Sat 1/21	Utah Valley*			L 76-74
Thu 1/26	AT Abilene Christian*			W 75-73
Sat 1/28	AT Tarleton*			L 81-62
Sat 2/4	Stephen F. Austin*			W 86-83
Wed 2/8	New Mexico State*			W 78-67
Sat 2/11	AT Seattle U*			L 63-58
Wed 2/15	UT Rio Grande Valley*			L 77-76
Fri 2/17	Abilene Christian*	ESPNU		W 94-84
Tue 2/21	Park (Ariz.)			W 111-38
Wed 2/22	AT New Mexico State*			W Forf.
Fri 2/24	Seattle U*			L 65-54
Wed 3/1	AT Southern Utah*			W 83-78
Fri 3/3	UT	AT Utah Tech*		7 p.m.

WAC TOURNAMENT (LAS VEGAS, NEV.)

3/6-11	WAC	TBD	TBA
--------	-----	-----	-----

* denotes WAC game home away



STANDINGS

Rank	Team	W	L	CW	CL	WACPts
1.	Sam Houston	23	6	13	4	6.73
2.	Utah Valley	23	7	14	3	6.57
3.	Seattle U	19	11	10	7	2.92
4.	Southern Utah	19	11	11	6	2.76
5.	Grand Canyon	20	11	10	7	2.23
6.	Stephen F. Austin	19	11	11	6	1.37
7.	Tarleton	16	15	9	9	-0.05
8.	California Baptist	16	14	8	9	-1.70
9.	Abilene Christian	13	15	7	10	-2.35
10.	Utah Tech	13	17	5	12	-3.01
11.	UTRTV	15	16	6	12	-3.10
12.	UT Arlington	11	19	6	11	-4.75
13.	NM State	DQ				

ABOUT THE SYSTEM

WHAT IS THE WAC RESUME SEEDING SYSTEM?

A ranking system developed by Ken Pomeroy that rewards the teams with the best NCAA tournament resumes with the highest seeds at the WAC tournament, rather than just straight wins and losses.

WHY IS THE WAC USING THIS SYSTEM?

The goal is for WAC teams to earn higher seeds in the NCAA tournament and potentially earn an at-large bid. The philosophy utilizes the entire season (nonconference and conference) to evaluate teams with the same lens as the NCAA tournament committee. The system promotes nonconference scheduling to build an NCAA Tournament resume. The system also helps weigh the factors of an unbalanced league schedule with the WAC's odd number of teams.

HOW IT WORKS

WHAT DO THE RANKINGS VALUE?

The system utilizes NCAA NET to assign all games a value that correlates to:

- » the strength of the opponent.
- » the location of the game.
- » the result of the game.

WHAT DO THE RANKINGS NOT INCLUDE?

- » Analytics (such as offensive efficiency and margin of victory) are not factored.
- » A team's own NET ranking is not factored.
- » Though developed by Ken Pomeroy, no KenPom rankings data is factored.

HOW DOES IT WORK?

Every win is worth a positive value from 0 to 1. Every loss is worth a negative value from 0 to -1. Simplistically, road wins against strong opponents are the most valuable while home losses to poor opponents are the most damaging.

OTHER NOTES:

- » A standard win/loss percentage and tiebreaker system will determine which 12 teams qualify for the WAC tournament. The WAC Resume Seeding System will determine the order of seeding. **Ex:** A 4-14 team would receive the No. 12 seed over a 3-15 team regardless of total points earned.
- » Games against non-Division I competition receive a score of zero.
- » Points received for previous games played will change over time based on the opponents' results moving forward. A result can get better or worse over time as more games are played.

GCU GRAND CANYON RESUME

Opponent	Location	Result	Points	Total Points
Montana St.	H	W	0.50	0.50
SD Christian	H	W	0	0.50
Nevada	V	L	-0.11	0.39
Grambling St.	H	W	0.30	0.69
Wichita St.	N	L	-0.43	0.25
Northern Iowa	N	W	0.37	0.62
Benedict Mesa	H	W	0	0.62
Alcorn St.	H	W	0.23	0.85
Wyoming	V	W	0.54	1.40
Loyola Marymount	H	L	-0.48	0.91
North Texas	N	L	-0.23	0.68
Pepperdine	H	W	0.31	0.99
Idaho St.	H	W	0.20	1.18
California Baptist	H	W	0.36	1.55
Sam Houston	V	W	0.82	2.37
Stephen F. Austin	V	L	-0.35	2.02
UT Arlington	H	W	0.21	2.23
California Baptist	V	L	-0.42	1.81
Utah Tech	H	W	0.34	2.15
Utah Valley	H	L	-0.41	1.74
Abilene Christian	V	W	0.51	2.25
Tarleton	V	L	-0.42	1.83
Stephen F. Austin	H	W	0.44	2.27
NM State	H	W	0.32	2.59
Seattle U	V	L	-0.37	2.22
UTRGV	H	L	-0.81	1.41
Abilene Christian	H	W	0.30	1.71
Park	H	W	0	1.71
NM State	H	W	0.32	2.03

UT UTAH TECH RESUME

Opponent	Location	Result	Points	Total Points
Nevada	V	L	-0.11	-0.11
CSU Northridge	H	W	0.11	-0.01
Washington	V	L	-0.30	-0.31
Arizona	V	L	-0.05	-0.36
Idaho	V	W	0.31	-0.05
North Dakota	V	L	-0.68	-0.73
Cal State Fullerton	N	W	0.55	-0.19
Utah St.	V	L	-0.12	-0.30
Weber St.	V	W	0.50	0.19
Chapman	H	W	0	0.19
Master's	H	W	0	0.19
Westmont	H	W	0	0.19
Lindenwood	H	W	0.09	0.28
UTRGV	H	W	0.19	0.47
Utah Valley	V	L	-0.22	0.25
California Baptist	V	L	-0.42	-0.17
Stephen F. Austin	H	L	-0.56	-0.73
Sam Houston	H	L	-0.35	-1.09
Grand Canyon	V	L	-0.32	-1.41
NM State	H	W	0.32	-1.09
Tarleton	V	L	-0.42	-1.50
Abilene Christian	V	L	-0.49	-1.99
Utah Valley	H	L	-0.41	-2.41
Southern Utah	H	W	0.52	-1.89
Seattle U	V	L	-0.37	-2.26
Tarleton	H	L	-0.63	-2.89
Southern Utah	V	L	-0.27	-3.17
UTRGV	V	W	0.37	-2.79



WEDNESDAY, MARCH 1 | AWAY



SOUTHERN UTAH

78



GRAND CANYON

83

GCU

[QUOTED]

HEAD COACH BRYCE DREW

"It starts with Ray. We've seen that all year. When Ray is good, we're good. When Ray is not as good, we're not as good. He and Chance (McMillian) have to have monster games, and I thought Gabe (McGlothan) played really well for us offensively. And Yvan (Ouedraogo), it was probably his best game since he came back from hand surgery (in late January)."

SOPHOMORE GUARD RAY HARRISON

"We had a good meeting last night as a team. It really helped us as far as what we're playing for and to come closer as brothers. The main thing we talked about was just how we want to finish the season. We know things haven't gone our way or how we expected them to coming into the season. All that matters at this point is just how we finish.

"When we looked up and saw that it was 21-7 and came to the media time out, Coach Drew was telling us we had to be tougher. That's all it was. We just had to be tougher, so we bit down and did what we had to do on the defensive end."



Official Basketball Box Score - Final
Grand Canyon at Southern Utah
03/01/23 America First Event Center, Cedar City
2022-23 Men's Basketball

Game Time: 7:00 PM
Game Duration: 2:06
Attendance: 1,460

Officials: David Hall, Scott Brown, Jimmy Casas

Grand Canyon - 83													Record: 19-11 (9-7)			Shooting By Period																															
NO.	Name	Min	FG	3P	FT	Rebounds	Fouls	TP	AS	TO	ST	Blocks	+/-	1st FG%	2nd FG%	3rd FG%	GM FG%	FT%	FT%	FT%	FT%																										
			M/A	M/A	M/A	OR	DR	PF	FD			BS	BA																																		
13	Aidan Igiehon	F 04:25	0-0	0-0	0-0	0	0	0	0	0	1	0	0	0	0	0	0	0	0	0	0	0	0																								
30	Gabe McGlothan	F 24:53	4-9	3-4	2-2	0	2	2	4	1	13	0	2	0	0	2	2	2	2	2	2	2	2																								
0	Ray Harrison	G 35:09	10-16	3-6	6-8	0	9	9	2	8	29	4	1	2	0	0	16	15-27	55.6%	5-12	41.7%	0-0	0%																								
2	Chance McMillian	G 34:05	5-8	2-4	4-7	0	2	2	3	5	16	2	1	2	1	0	3	5-12	41.7%	3-7	42.9%	0-0	0%																								
3	Kobe Knox	G 18:32	2-6	0-1	0-0	1	0	1	2	1	4	1	1	1	0	1	-15	13-19	68.4%	5-12	41.7%	0-0	0%																								
24	Yvan Ouedraogo	28:49	4-7	0-0	1-2	2	5	7	3	2	9	1	1	1	3	0	8	30-59	50.8%	10-24	41.7%	0-0	0%																								
20	Noah Baumann	21:53	2-7	1-5	0-0	0	4	4	0	0	5	1	1	0	0	0	9	13-19	68.4%	10-24	41.7%	0-0	0%																								
55	Walter Ellis	32:14	3-6	1-4	0-0	0	5	5	4	2	7	3	0	0	1	0	11	13-19	68.4%	10-24	41.7%	0-0	0%																								
Team						0			1			1			0			0			0			0																							
Totals			30-59			10-24			13-19			3			28			31			18			19			83			13			7			6			5			3			5		

Southern Utah - 78													Record: 19-11 (11-6)			Shooting By Period																												
NO.	Name	Min	FG	3P	FT	Rebounds	Fouls	TP	AS	TO	ST	Blocks	+/-	1st FG%	2nd FG%	3rd FG%	GM FG%	FT%	FT%	FT%	FT%																							
			M/A	M/A	M/A	OR	DR	PF	FD			BS	BA																															
12	Maizen Fausett	F 36:09	12-21	3-8	4-5	3	4	7	3	3	31	2	0	0	1	2	3	14-29	48.3%	5-12	41.7%	2-2	100%																					
15	Harrison Butler	F 32:27	5-11	1-3	2-3	0	5	5	5	5	13	4	1	1	0	0	-9	2-2	100%	15-35	42.9%	4-15	26.7%																					
14	Jason Spurgin	C 32:33	3-4	0-0	0-1	4	4	8	1	1	6	0	1	0	1	0	-1	9-15	60%	29-64	45.3%	9-27	33.3%																					
3	Drake Allen	G 29:38	0-3	0-1	1-4	0	1	1	5	3	1	3	0	1	0	1	5	11-17	64.7%	9-15	60%	11-17	64.7%																					
55	Tevian Jones	G 37:04	4-13	2-7	4-4	1	4	5	1	4	14	3	1	1	0	2	2	29-64	45.3%	9-27	33.3%	11-17	64.7%																					
13	Dee Barnes	12:57	3-7	2-5	0-0	0	3	3	3	1	8	1	1	0	0	0	-11	9-27	33.3%	11-17	64.7%	11-17	64.7%																					
22	Parsa Fallah	06:35	1-2	0-0	0-0	0	1	1	0	1	2	0	1	0	1	0	-7	11-17	64.7%	11-17	64.7%	11-17	64.7%																					
10	Cameron Healy	12:07	0-2	0-2	0-0	0	3	3	1	0	0	0	3	0	0	0	-10	11-17	64.7%	11-17	64.7%	11-17	64.7%																					
25	Zion Young	00:26	1-1	1-1	0-0	0	0	0	0	0	3	0	0	0	0	0	4	11-17	64.7%	11-17	64.7%	11-17	64.7%																					
33	Martel Williams	00:04	0-0	0-0	0-0	0	0	0	0	0	0	0	0	0	0	0	-1	11-17	64.7%	11-17	64.7%	11-17	64.7%																					
Team						2			2			4			0			0			0			0																				
Totals			29-64			9-27			11-17			10			27			37			19			18			78			13			8			3			5			-5		

GCU		SUU		Points from		GCU		SUU		Period by Period Scoring		
Biggest lead	12 (2 nd 4:58)	14 (1 st 13:42)	Turnovers	6	6	Paint	40	36	1st	35	48	83
Best Scoring Run	12 (1 st 5:27)	7 (1 st 13:42)	Second Chance	4	13	Fast Breaks	8	6	2nd	35	43	78
Lead Changes	1		Bench	21	13				TOT			
Times Tied	4											
Time with Lead	18:47	19:02										

NOTABLES

FRIDAY, FEB. 24 | HOME

SEATTLE U
65

GRAND CANYON
54

[QUOTED]

HEAD COACH BRYCE DREW

"Last week (vs. Abilene Christian), we were so good offensively. We made shots. We made plays. First half (vs. Seattle U), we looked like a completely different team. We turned the ball over 10 times. It was just careless.

"We played so great last Friday. I thought it was our best game of the year. They knew the importance of this game. They talked about it themselves without the coaches. They knew what was at stake. I don't know if it's the inconsistency of certain players or not having that alpha dog that can, 'Hey, I'll bring confidence to you, you and you. I'll go win this game. Get on my shoulders.'

"We wanted to win for the seniors," Drew said. "The seniors were fired up. We got out there and things didn't go like we thought it was going to go. We tried harder, and I think the harder we tried, the worse it got."



Official Basketball Box Score - Final
Seattle U at Grand Canyon
02/24/23 GCU Arena, Phoenix
2022-23 Men's Basketball

Game Time: 7:00 PM
Game Duration: 2:03
Attendance: 7,414

Officials: Michael Greenstein, Deldre Carr, Winston Sibb

Seattle U - 65 Record: 19-10 (10-6)

NO.	Name	Min	FG		3P		FT		Rebounds		Fouls		TP	AS	TO	ST	Blocks		+/-
			M/A	M/A	M/A	M/A	OR	DR	TOT	PF	FD	BS					BA		
15	Emeka Udenyi	F 19:20	1-1	0-0	0-0	0-0	0-0	2-2	4-0	2	4	0	1	0	0	0	0	14	
25	Brandon Chatfield	F 26:59	7-7	0-0	0-0	0-0	4-2	6-4	4-0	14	0	1	0	0	0	0	9		
0	Alex Schumacher	G 36:55	5-20	0-4	0-0	1-4	5-2	3-3	10-3	3	1	2	0	3	11				
2	Paris Dawson	G 32:35	2-8	2-4	3-4	2-5	7-1	3-3	9	2	3	2	0	1	13				
5	Cameron Tyson	G 36:08	6-17	4-12	6-7	2-3	5-1	6-6	22	2	1	1	0	1	10				
23	Seyi Reiley	15:05	1-2	0-0	3-4	1-3	4-2	3-3	5	0	1	1	0	0	-1				
35	Matthew Lewis	14:59	0-0	0-0	3-4	0-0	0-1	2-0	0	0	1	1	0	0	-2				
33	Kobe Williamson	17:59	1-4	1-2	0-0	0-8	8-2	1-3	0	1	2	0	0	1					
Team			2-2	4-4					0	1									
Totals			23-59	7-22	12-16	12	29	41	17	18	65	11	10	10	0	5	11		

Shooting By Period		
1st	FG%	9-31 29.0%
3PT%	0-7 0.0%	
FT%	8-9 88.9%	
2nd	FG%	14-28 50.0%
3PT%	7-15 46.7%	
FT%	4-7 57.1%	
GM FG%	23-59 39.0%	
3PT%	7-22 31.8%	
FT%	12-16 75.0%	

Dead Ball Rebounds: 1, 0

Technical Fouls: NONE

Grand Canyon - 54 Record: 18-11 (9-7)

NO.	Name	Min	FG		3P		FT		Rebounds		Fouls		TP	AS	TO	ST	Blocks		+/-
			M/A	M/A	M/A	M/A	OR	DR	TOT	PF	FD	BS					BA		
24	Yvan Ouedraogo	F 21:15	1-3	0-0	0-1	1-3	4-1	1-1	2	0	0	1	1	0	-5				
30	Gabe McGlothlan	F 32:53	3-11	0-3	6-7	3-7	10-3	8-8	12	1	3	1	0	0	-10				
0	Ray Harrison	G 36:04	6-16	2-5	5-7	0-3	3-4	6-6	19	1	2	0	1	0	-11				
2	Chance McMillan	G 34:55	4-11	0-2	0-0	5-3	8-3	0-0	8	2	4	0	0	0	-9				
3	Kobe Knox	G 13:04	1-4	0-2	2-2	0-3	3-1	1-4	0	0	1	1	2	0	-11				
20	Noah Baumann	21:32	2-5	2-4	0-0	0-1	1-1	1-1	6	0	0	0	0	0	-10				
55	Walter Ellis	23:36	1-4	1-3	0-0	0-4	4-4	0-0	3	0	2	0	0	0	-2				
13	Aidan Igehon	04:20	0-1	0-0	0-0	0-0	0-1	0-0	0	0	1	0	1	0	3				
22	Josh Baker	07:21	0-0	0-0	0-0	0-0	0-0	0-0	0	2	2	0	0	0					
Team			2-1	3-3					0	0									
Totals			18-55	5-19	13-17	11	25	36	18	17	54	6	15	3	5	0	11		

Shooting By Period		
1st	FG%	5-26 19.2%
3PT%	0-7 0.0%	
FT%	3-3 100%	
2nd	FG%	13-29 44.8%
3PT%	5-12 41.7%	
FT%	10-14 71.4%	
GM FG%	18-55 32.7%	
3PT%	5-19 26.3%	
FT%	13-17 76.5%	

Dead Ball Rebounds: 1, 2

Technical Fouls: NONE

	SEA		VCU		Points from	SEA	VCU	Period by Period Scoring		
	1st	2nd	1st	2nd				TOT		
Biggest lead	19 (2nd 17:11)	0 (1st 20:00)			Turnovers	19	7			
Best Scoring Run	9 (2nd 18:32)	8 (2nd 9:39)			Paint	30	24			
Lead Changes	0				Second Chance	8	14	SEA	26	39
Times Tied	1				Fast Breaks	4	3	GCU	13	41
Time with Lead	36:47	00:00			Bench	8	9			54

NOTABLES



NUMERICAL ROSTER

#	NAME	POS	HT	WT	YR	HOMETOWN	HIGH SCHOOL / PREP SCHOOL	PREVIOUS COLLEGE(S)	PRONUNCIATION
0	Ray Harrison	G	6-4	180	So.*	Greenville, S.C.	Legacy Early College	Presbyterian ('20-22)	
1	Derrick Michael Xzavierro	F	6-9	215	Fr.	Jakarta, Indonesia	NBA Global Academy		ex-ZAH-vee-air-oh
2	Chance McMillian	G	6-3	185	So.*	Vallejo, Calif.	Jesse Bethel / Golden State Prep		mc-MILL-an
3	Kobe Knox	G	6-5	195	R-Fr.	Tampa, Fla.	Tampa Catholic / Bosco Institute		
10	Jovan Blacksher Jr.	G	5-11	165	Jr.*	Oakland, Calif.	Shadow Mountain		BLACK-sure
13	Aidan Igiehon	F	6-10	245	Jr.*	Dublin, Ireland	Lawrence Woodmere	Louisville ('19-21)	ee-GYAY-hawn
20	Noah Baumann	F	6-6	210	R-Sr.*	Phoenix, Ariz.	Desert Vista	Georgia ('21-22), USC ('19-21), San Jose St. ('17-19)	BAUW-min
21	Logan Landers	F	6-9	215	So.	Cedarburg, Wis.	Cedarburg	Kansas State ('21-22)	
22	Josh Baker	G	6-4	175	Jr.*	Phoenix, Ariz.	McClintock	UNLV ('21-22), Hutchinson CC ('19-21)	
23	Isaiah Carr	F	6-11	210	Fr.	Las Cruces, N.M.	Las Cruces		
24	Yvan Ouedraogo	F	6-9	255	Jr.*	Bordeaux, France	NISEP	Nebraska ('19-21)	I-van WOO-drah-oh-go
30	Gabe McGlothlan	F	6-7	230	R-Jr.*	Gilbert, Ariz.	Basha	Southeast Missouri ('18-19)	mc-GLAW-thin
33	Isaiah Shaw	G	6-7	190	R-Fr.	Rome, Italy	Davidson Academy / PHH Prep		
55	Walter Ellis	G	6-5	190	Sr.*	Granger, Ind.	Brewster Academy	Bucknell ('18-21)	

Head Coach **Bryce Drew** | Valparaiso (1998) | 3rd season

Assistant Coach **Jamall Walker** | Illinois (1999) | 3rd season

Assistant Coach **Ed Schilling** | Miami (Ohio) (1988) | 3rd season

Assistant Coach **Casey Shaw** | Toledo (1998) | 3rd season

Director of Operations **Peyton Prudhomme** | Texas Wesleyan | 3rd season

Director of Recruiting **Kylen Butler** | Indianapolis | 2nd season

Director of Player Personnel **Jake Lindsey** | Baylor | 1st season

Graduate Manager **Ethan Cisneros** | Grand Canyon | 2nd season

Graduate Manager **Matt Huss** | Grand Canyon | 1st season

Strength & Conditioning Coach **Jordan Jackson** | CSU Northridge | 3rd season

Athletic Trainer **Chris Elliott** | Trevecca Nazarene | 1st season



0
**RAY
HARRISON**

G • 6-4 • 195 • So.*
Greenville, S.C.



1
**DERRICK MICHAEL
XZAVIERRO**

F • 6-10 • 220 • Fr.
Jakarta, Indonesia



2
**CHANCE
McMILLIAN**

G • 6-3 • 185 • So.*
Vallejo, Calif.



3
**KOBE
KNOX**

G • 6-5 • 195 • R-Fr.
Tampa, Fla.



10
**JOVAN
BLACKSHER JR.**

G • 5-11 • 165 • Jr.*
Oakland, Calif.



13
**AIDAN
IGIEHON**

F • 6-10 • 250 • Jr.*
Dublin, Ireland



20
**NOAH
BAUMANN**

F • 6-6 • 210 • Gr.*
Phoenix, Ariz.



21
**LOGAN
LANDERS**

F • 6-9 • 225 • So.
Cedarburg, Wis.



22
**JOSH
BAKER**

G • 6-4 • 185 • Jr.*
Phoenix, Ariz.




23
**ISAIAH
CARR**

F • 7-0 • 240 • Fr.
Las Cruces, N.M.



24
**YVAN
QUEDRAOGO**

F • 6-9 • 250 • Jr.*
Bordeaux, France



30
**GABE
McGLOTHAN**

F • 6-7 • 235 • R-Jr.*
Gilbert, Ariz.



33
**ISAIAH
SHAW**

G • 6-7 • 200 • R-Fr.
Rome, Italy



55
**WALTER
ELLIS**

G • 6-5 • 200 • Sr.*
Granger, Ind.



**BRYCE
DREW**

Head Coach
3rd season



**JAMALL
WALKER**

Assistant Coach
3rd season



**ED
SCHILLING**

Assistant Coach
3rd season



**CASEY
SHAW**

Assistant Coach
3rd season

SUPPORT STAFF



**PEYTON
PRUDHOMME**

Dir. of
Operations
3rd season



**KYLEN
BUTLER**

Dir. of Recruiting
2nd season



**JAKE
LINDSEY**

Dir. of Player
Personnel
1st season



**ETHAN
CISNEROS**

Graduate Manager
2nd season



**MATT
HUSS**

Graduate Manager
1st season



**JORDAN
JACKSON**

Strength Coach
3rd season



**CHRIS
ELLIOTT**

Athletic Trainer
1st season

SUMMED UP

WAC placing	5th
Current streak	W-1
Longest win streak	4 games, 2x, Dec. 17-Jan. 5
Longest losing streak	2 games, 2x, Feb. 11-15
Last 5	3-2
Last 10	6-4
In weekend games (Fri/Sat/Sun)	6-8
In weekday games (Mon-Thu)	13-3

QUICK FACTS

ATHLETIC COMMUNICATIONS



Primary contact Josh Hauser
Email josh.hauser@gcu.edu



Secondary contact Jerob Moon
Email jerob.moon2@gcu.edu

UNIVERSITY INFORMATION

School	Grand Canyon University
Location	Phoenix, Ariz.
Founded	1949
Enrollment	25,000
President	Brian Mueller
VP of Athletics	Jamie Boggs
Affiliation	NCAA Division I
Nickname	Lopes
Mascot	Thunder
Colors	Purple, Black & White
Conference	Western Athletic Conference (WAC)
Athletics website	www.GCULopes.com

PROGRAM HISTORY

First year	1949-50
All-Time record	1,259-783 (.617)
Division I	195-115 (.629)
WAC	97-52 (.651)
Regular-season conference titles (D-I)	1 (2021)
Tournament conference titles (D-I)	1 (2021)
National championships (NAIA)	3

SCOUTING THE TRAILBLAZERS

2022-23 NOTES

Record	13-17 (5-12)
Home	9-4
Away	3-13
Neutral	1-0
NET / KenPom	#160 / #153

2021-22 NOTES

Record	13-18 (6-12)
Conference placing	10th of 13
Postseason	--
NET / KenPom	#273 / #278

SCHOOL NOTES

Location	St. George, Utah
Conference	WAC
Enrollment	12,556

COACH NOTES

Head coach	Jon Judkins
Season	18th at UT
Record at school	319-181 (.638)
Career record	603-309 (.661)

AT-A-GLANCE

- » Utah Tech is in its third season of a four-year transition from Division II to Division I. The Trailblazers are eligible to compete in conference tournaments this year.
- » The Trailblazers' 38.1% mark from 3-point range ranks third in the WAC.

LAST TIME OUT

- » Utah Tech surprised fourth-place Seattle U with a blowout victory at Burns Arena on Wednesday, 93-56.
- » It was Seattle U's worst WAC loss ever and worst overall loss since falling by 43 at Notre Dame on Nov. 16, 2016.
- » The Trailblazers knocked down 13 of their first 16 shots to race out to a commanding 35-18 lead with nine minutes to go in the first half.
- » UT's hot start on offense spilled over to its defense as the Trailblazers forced seven quick Seattle U turnovers. Six of those miscues were on steals that led to eight Blazer fastbreak points.
- » Utah Tech led 56-30 at the halftime break and never saw its advantage dip below 30 points over the final 13 minutes to cruise to the easy home win.

SERIES HISTORY

GCU VS UTT

RECORD	STREAK	H	A	N
8-13	W2	5-5	3-8	6-2

LATEST MATCHUP

W 89-85

Jan. 18, 2023 | GCU Arena

FIRST MATCHUP

L 90-81

Feb. 1, 2007 | Phoenix, Ariz.

MEASURED

- » Longest GCU streak 2 games, 2x, last: 3/5/22-pres.
- » Largest GCU win 35 points, 81-46, 1/23/21
- » Largest UT win 17 points, 73-56, 1/16/12
- » Bryce Drew vs. UT 4-1
- » Jon Judkins vs. GCU 13-8
- » Bryce Drew vs. Jon Judkins 4-1

LAST TIME THEY MET

- » **GCU 89, Utah Tech 85 | Jan. 18, 2023 | Home**
- » Sophomore guard Ray Harrison decimated the Trailblazers with five consecutive 3-pointers, scoring 19 points in the first half and then put that feat on repeat with another 19 points after halftime. Harrison delivered a career-high 38 points.
- » Harrison scored the most points by a WAC player this season and the most by a Lope against a Division I opponent since DeWayne Russell, another "Zero the Hero," scored 42 against Louisville in 2016.
- » Josh Baker scored a career-high 14 points with a career high for 3-pointers (4 for 5), but the game was a shootout with Utah Tech making 10 of 20 from 3-point range to keep within single digits for the entire second half.

LAST 5 MEETINGS

1/18/23	Home	W 89-85
3/5/22	Home	W 70-53
2/12/22	Away	L 61-60
1/23/21	Away	W 81-46
1/22/21	Away	W 77-74

» HARRISON A LEAGUE LEADER

Lopes guard **Ray Harrison** started the 2022-23 season slow with only one double-figure scoring game in the first six games of the season.

Harrison settled into his new team and, starting on Nov. 26, had scored in double figures in 21 straight games. His streak came to an end against Park on Feb. 21.



Harrison

WAC SCORING LEADERS (CONFERENCE PLAY)

Rank	Player	School	PPG
1	Ray Harrison	GCU Grand Canyon	20.8
2	Justin Johnson	UT Rio Grande Valley	19.5
3	Tevian Jones	Southern Utah	16.8
4	Cameron Tyson	Seattle U	16.5
5	Le'Tre Darthard	Utah Valley	16.4
6	Riley Grigsby	Seattle U	14.8
7	Maizen Fausett	Southern Utah	14.8
8	Isaiah Pope	UT Utah Tech	14.4

» MCGLOTHAN'S LOGGING HIGHS

Gabe McGlothan hadn't reached the 20-point plateau in his first two seasons wearing the Lopes uniform.

But with an outstanding performance at Pepperdine on Dec. 17, and re-breaking his GCU career-high on Jan. 14 with 24 points at California Baptist, McGlothan finally matched his career high when he scored 27 points against UTRGV on Feb. 15.



McGlothan

MCGLOTHAN'S CAREER HIGHS (POINTS)

Date	For School	Opponent	Points
Feb. 15, 2023	Grand Canyon	UTRGV	27
Feb. 7, 2019	SE Missouri State	Tennessee Tech	27
Jan. 14, 2023	Grand Canyon	at California Baptist	24
Feb. 14, 2019	SE Missouri State	Tennessee Martin	21
Dec. 17, 2022	Grand Canyon	Pepperdine	20

» BAUMANN FROM DEEP

In his sixth year on a college roster, **Noah Baumann** is one of the nation's best 3-point shooters. The Phoenix native started at San Jose State, transferred to USC and then to Georgia and has connected at a high rate from 3-point range at every step of the way.

Baumann is one of three active players to have made at least 250 career 3-pointers and do it at a 41.0% or better clip.



Baumann

ACTIVE PLAYERS WITH 250+ 3-POINTERS AT 41.0%+

Player	School	3PM/3PA	3P%
Noah Baumann	GCU Grand Canyon	253/598	42.3
Luke Avdalovic	Pacific	277/620	44.7
Braden Norris	Loyola Chicago	255/608	41.9

» WAC RISING

The WAC saw a huge leap in conference strength between the 2020-21 season and 2021-22 season. Much of this was credited to a revamped conference that brought in a contingent of schools that included Stephen F. Austin, Abilene Christian and Sam Houston. The WAC finished in the top half of NCAA Division I's 32 conferences.

BIGGEST CONFERENCE IMPROVEMENT (FROM 2020-21 TO 2022-23)

Rank	Conference	KenPom.com Rankings			
		'20-21	'21-22	'22-23	Improvement
1	WAC Western Athletic	23	15	12	+11
2	ASUN Atlantic Sun	26	21	19	+7
3	Metro Atlantic	27	16	21	+6

The conference is seeing another jump in 2022-23. Not only did the WAC add a pair of competitive programs in Southern Utah and UT Arlington, a few of its struggling programs departed the conference.

NEW WAC SCHOOLS (2022-23)

School	Record (last 2 yrs)	Avg NET (last 2 yrs)
Southern Utah	43-16	143
UT Arlington	24-31	239

DEPARTED WAC SCHOOLS (2022-23)

School	Record (last 2 yrs)	Avg NET (last 2 yrs)
Chicago State	7-34	343
Lamar	12-45	328
Incarnate Word*	15-39	341

*Incarnate Word was not a WAC member but was scheduled to become one before opting out in July

» HYPED FOR HOOPS

It's no longer a secret that GCU Arena boasts one of the best home-court environments in college basketball, largely due to the nationally renowned GCU Havocs student section.

That trend continued in 2021-22 as the Lopes' home venue returned to above capacity levels for the first time since before the pandemic.

As one of two arenas at better than 100% capacity, GCU is readying for another season in Phoenix. Over 3,000 Havocs purchased "Pro Passes" for priority access to ticket claims, and non-student season tickets once again sold out.

2021-22 SCHOOLS AT OVER CAPACITY

Venue	School	Average	Capacity	Pct. Full
GCU Arena	Grand Canyon	7,004	7,000	100.05
Fertitta Center	Houston	7,145	7,035	101.56

*excludes teams with multiple home venues





» LOPES ROSTER BRINGS D-I EXPERIENCE

Jovan Blacksher Jr. had a 91-game start streak to begin his GCU career. Noah Baumann is in his sixth season on a college roster. Yvan Ouedraogo and Gabe McGlothan are racking up experience in the Lopes uniform.

Collectively, GCU is the team with the 13th-most Division I experience in the nation, per KenPom.com.

ROSTERS WITH MOST D-I EXPERIENCE

Rank	School	Avg. Yrs. Experience
1	Penn State	3.76
2	San Diego	3.55
3	Purdue Fort Wayne	3.42
4	UAB	3.41
5	Notre Dame	3.39
6	Memphis	3.27
7	Iowa State	3.25
8	UNC Asheville	3.23
9	St. Louis	3.18
10	Marshall	3.17
11	Virginia	3.13
12	Texas	3.10
13	GCU Grand Canyon	3.08
14	UMass Lowell	3.06
15	Chattanooga	3.06

Where does the bulk of the experience come from?

LOPES WITH MOST CAREER GAMES PLAYED

Rank	Player	Career Games
1	Noah Baumann	153
2	Walter Ellis	123
3	Gabe McGlothan	116
4	Yvan Ouedraogo	107
5	Jovan Blacksher Jr.	97

» ELLIS' SHARPSHOOTING

Walter Ellis shot the 3-point shot at historic levels for GCU's D-I era, connecting on 46.7% of his attempts. He was one of only 51 players nationally to shoot over 45% (min. 20 makes).

GCU'S BEST 3-POINT SHOOTING SEASONS (MIN. 30 ATT.)

Player	Year	3PM	3P%
Walter Ellis	2021-22	21-45	46.7
Mikey Dixon	2019-20	28-65	43.1
DeWayne Russell	2015-16	15-36	41.7
Josh Braun	2016-17	64-154	41.6
Daniel Alexander	2013-14	58-142	40.8



Ellis



FOLLOW THE LOPES

OFFICIAL	TWITTER	INSTAGRAM
Men's Basketball	@GCU_MBB	@gcu_mbb
GCU Athletics	@GCU_Lopes	@gcu_lopes

GCU COVERAGE	TWITTER
Paul Coro	Lopes Insider @paulcoro
Barry Buetel	TV play-by-play @Barry_Buetel
Scott Williams	TV analyst @scottwill42
Kate Longworth	TV reporter @KateLongworth
Michael Potter	Radio play-by-play @michaelpotter
Richard Obert	Arizona Republic beat writer @azc_obert

GCU STAFF	TWITTER
Bryce Drew	Head coach @BryceDrewCoach
Jamall Walker	Assistant coach @jamallwalker
Ed Schilling	Assistant coach @CoachSchilling
Peyton Prudhomme	Director of video @coach_prudhomme
Kylen Butler	Director of recruiting @kylenbutler
Jake Lindsey	Director of player personnel --

THE TEAM	TWITTER	INSTAGRAM
Ray Harrison	@bigtimeray0	@bigtimeray
D. Xzavierro	@DerrickmichaelX	@derrickmichael_
Chance McMillian	@smoove_chance3	@iamkingchance
Kobe Knox	@Kknox02	@thekobeknox
Jovan Blacksher Jr.	@ytnunahead	@nuna_head
Aidan Igiehon	@aidanigiehon	@aidanigiehon
Noah Baumann	@NoahBaumann20	@noahbaumann20
Logan Landers	@LoganLanders12	@loganlanders21
Josh Baker	@bakeshooow22	@bakeshow.22
Isaiah Carr	@isaiah_carr24	@isaiahcarr.23
Yvan Ouedraogo	@Yvanouedball	@easynavy
Gabe McGlothan	@GabeMcGlothan5	@gabemcglathan
Isaiah Shaw	@isaiah_shaw08	@isaiah.shaw08
Walter Ellis	@iamwalterellis	@55walt



» BLACKSHER INJURES KNEE

Jovan Blacksher Jr. had managed to dodge significant injuries for his first three years in a GCU uniform, racking up 91 straight starts since arriving on campus prior to the 2019-20 season.

Blacksher injured his ankle on Nov. 29 against Alcorn State and was forced to miss some time. The big blow came on Jan. 5 at Sam Houston when Blacksher tore his ACL while driving to the rim in the first half.

The WAC Preseason Player of the Year will miss the remainder of the 2022-23 season the program announced on Jan. 9.

"Everything happens for a reason," Blacksher said. "I believe in that. I just feel like it's something that's going to open my eyes in a different perspective of life and basketball and just as a person. It's going to make me become a better basketball player and man.

"We all jell really well and get along. I know that's typical for every team to say, but this team that we've got here is different. I definitely appreciate the support. It shows how much I was to the team and a part of the team. To see the guys go out there and tell me they're going to play for me is a good feeling."

» PRESEASON MVP

For the third time in its D-I era, GCU had a WAC Preseason Player of the Year pick. Returning first-team All-WAC selection **Jovan Blacksher Jr.** carries the torch for 2022-23 and looks to become GCU's first WAC Player of the Year at season's end.

"Honored," Blacksher said. "It's a blessing. For me, it's more of a goal of mine that I want to achieve, but definitely a blessing and an honor to get nominated from the coaches and the media. This is my expectations -- for us to be No. 1 and for me to be the best player in the league. It's an honor and a blessing, but it's our expectation at the end of the day."

GCU'S PRESEASON WAC PLAYER OF THE YEAR

Year	Player	Class	Postseason result
2016-17	Josh Braun	R-Jr.	First team All-WAC
2018-19	Alessandro Lever	So.	none
2022-23	Jovan Blacksher Jr.	Jr.*	Season-ending injury



Blacksher Jr.

» BLACKSHER BUSTING RECORDS

Junior guard **Jovan Blacksher Jr.** has already made his mark on the program and continued his rise in 2021-22 with a first-team All-WAC selection.

Blacksher is piling up the honors in his Lopes career: 2020 WAC Freshman of the Year, 2021 WAC Tournament MVP, 2022 First Team-All-WAC, and now the 2022 WAC Preseason Player of the Year.

He's also climbing GCU's Division I and all-time record books in key metrics.

Below is where his career ranks will pause for his season-ending knee injury.

GCU 1,000-POINT CLUB (D-I ERA)

Player	Year(s)	Games	Points
Josh Braun	2014-18	122	1,714
Alessandro Lever	2017-21	122	1,629
DeWayne Russell	2014-17	85	1,249
Jovan Blacksher Jr.	2019-pres	97	1,229

GCU ALL-TIME CAREER SCORING

Rank	Player	Year(s)	Games	Points
1	Bayard Forrest	1972-76	122	2,195
2	Josh Braun	2014-18	122	1,714
3	Alessandro Lever	2017-21	122	1,629
4	Duane Gagnon	1965-69	96	1,490
5	Jim Irvine	1970-74	115	1,420
6	Doug Baker	1955-59	86	1,373
7	Chad Briscoe	1991-93	58	1,313
8	Kenny Archbold	1994-97	86	1,279
9	Jerome Garrison	2011-15	119	1,265
10	DeWayne Russell	2014-17	85	1,249
11	Ben Lindsey	1959-62	65	1,235
12	Jovan Blacksher Jr.	2019-pres	97	1,229
13	T.C. Dean	1956-59	64	1,210
14	Kevin Warren	1984-86	56	1,118
15	Melvin Rising	1952-56	88	1,117

GCU ALL-TIME ASSISTS

Rank	Player	Year(s)	Games	Assists
1	Craig Johnson	1987-89	72	455
2	DeWayne Russell	2014-18	85	423
3	Bayard Forrest	1972-76	122	421
4	Jovan Blacksher Jr.	2019-pres	97	393
5	Ryan Nelson	2004-06	52	387

GCU ALL-TIME CAREER STEALS

Rank	Player	Year(s)	Games	Steals
1	Jim Irvine	1970-74	115	210
2	Kenny Archbold	1994-97	86	198
3	David Everett	1971-76	107	192
4	Rodney Johns	1986-88	71	161
5	Jovan Blacksher Jr.	2019-pres	97	157
6	Chad Briscoe	1991-93	58	155
7	Ben Lindsey	1959-62	65	154
8	Touré Knighton	1997-01	102	152
9	Nate Stokes	1976-78	61	143
10	Rod Monteverde	1984-86	60	141

» LOPES GET RAVE PRESEASON REVIEWS

Under third-year head coach Bryce Drew, GCU is receiving rave preseason reviews ahead of the 2022-23 campaign. The Lopes are racking up a number of preseason favorite labels from various publications and sources.

WAC PRESEASON COACHES POLL

Rank	School	Points
1	GCU Grand Canyon (8)	135
2	New Mexico State (3)	127
3	Stephen F. Austin	111
4	Abilene Christian (1)	101
5	CBU California Baptist (1)	96
6	Seattle U	91
7	Utah Valley	85
8	Sam Houston	79
9	Southern Utah	66
10	Tarleton	47
11	UT Arlington	31
12	UT Utah Tech	29
13	UT Rio Grande Valley	16

GCU was also the WAC's preseason pick of Lindy's College Basketball, The Almanac, BartTorvick.com and KenPom.com.

» THREE ON PRESEASON TEAM

In addition to Blacksher's selection as Preseason Player of the Year and All-WAC first team, GCU had two more players picked for their first three-player preseason honor since 2020-21.

Ray Harrison - Preseason All-WAC second team


Harrison transfers from Presbyterian where he was a two-time Big South all-conference honoree and the 2021 Big South Freshman of the Year. He averaged 17.1 points in his two years with the Blue Hose.



Blacksher Jr.

Gabe McGlothan - Preseason All-WAC second team

McGlothan was GCU's No. 3 scorer and No. 2 rebounder a year ago as well as one of the top-10 rebounders in the WAC. After coming off the bench in the first game of 2021-22, he started the remainder of the season for the 23-8 Lopes. He averaged 9.3 points and 6.6 rebounds while shooting 32.7% from 3-point range.



Harrison


McGlothan

» TRANSFER PALOOZA

While the Lopes have to fill the shoes of second leading scorer Holland Woods II — a graduate transfer in his own right — they have a number of high-profile transfers to turn to this season.

TRANSFERS

Player	School(s)	Class
Ray Harrison	Presbyterian	So.
Noah Baumann	San Jose State, USC, Georgia	Gr.
Logan Landers	Kansas State	So.
Josh Baker	Hutchinson CC, UNLV	Jr.



Harrison

Baumann



Landers

Baker

In addition to the new crop of transfers, the Lopes are still heavily relying upon transfers of the past including Gabe McGlothan, Yvan Ouedraogo, Walter Ellis and Aidan Igiehon.

» GCU'S TOUGHEST SCHEDULE

With a combination of tough nonconference scheduling and a new WAC scheduling format, Grand Canyon is set to face its toughest schedule in its D-I history in 2022-23, based solely on last year's NET ranking of this year's opponents.

The nonconference schedule alone ranks as the second-toughest in Lopes history behind only a 2018-19 slate that featured the likes of South Dakota State, Seton Hall, Utah, Boise State, Nevada and Texas.

In combination with a WAC that is stronger than it's ever been since GCU has arrived and a new scheduling format that attempts to ramp up the resumes of the conference's top teams, an average opponent NET of 184 ranks as the best overall in the Lopes' history.

OPPONENTS IN NET TOP 130

NET	Opponent	Date(s)
26	San Francisco*	Nov. 22
55	North Texas	Dec. 10
58	Wyoming	Dec. 3
78	New Mexico State	Feb. 8 / Feb. 22
87	Wichita State	Nov. 21
98	Northern Iowa*	Nov. 22
116	Utah Valley	Jan. 21
121	Abilene Christian	Jan. 26 / Feb. 17
123	Stephen F. Austin	Jan. 7 / Feb. 4
125	Nevada	Nov. 12
128	Montana State	Nov. 7
129	Seattle U	Feb. 11 / Feb. 24

* GCU will play San Francisco OR Northern Iowa on Nov. 22 pending results of first tournament game.

FUTURE LOPE

NOAH AMENHAUSER

Goodyear, Ariz. - Estrella Foothills HS - 7'0" - 240

- » The three-start recruit is ranked as one of the nation's top 30 centers. Also participates in volleyball and swimming.
- » Mother, Heather, played basketball at GCU in the mid-1990s.

Amenhauser: "It's been my dream since I was 8 or 9. If my 8- or 9-year-old self could look at me now, he'd be so proud of all I've accomplished. It was nice to think about how I'm going to be at such a great place."

Drew: "We have been waiting a long time for Noah to sign, so we could talk about him," Drew said. "We are thrilled. Noah embodies what a GCU student-athlete should be. He's strong in his faith, in academics and in athletics. We highly anticipate his arrival this summer on GCU's campus."



GRAND CANYON WINS FIRST NAIA TITLE
Led by future Phoenix Suns player Bayard Forrest, the school won its first NAIA national championship.

1975

GRAND CANYON WINS THIRD NAIA TITLE
Phoenix Suns legend and future head coach Paul Westphal led the Lopes to their third ever national championship.

1988

SCHOOL NEARLY SHUTTERS
Facing financial issues, Grand Canyon nearly closes its doors at Christmas break.

2003

CURRENT LEADERSHIP BROUGHT IN
Current GCU president Brian Mueller was hired and ushered in the current transformation of the school.

2008

GCU ACCEPTS WAC, D1 INVITATION
Grand Canyon accepts an invitation to join the Western Athletic Conference and begins the four-year transition process on July 1, 2013.

2012

ADVANCES TO FIRST MARCH MADNESS
Grand Canyon wins both the WAC regular season title as well as the WAC Tournament.

2021

1949 GRAND CANYON COLLEGE ESTABLISHED
The small school started in Prescott, Ariz., before moving to Phoenix a few years later.

1978 GRAND CANYON WINS SECOND NAIA TITLE
The Lopes went 30-3, as alumnus Ben Lindsey led the program to its second national championship in four years.

1991 GCU TRANSITIONS TO NCAA DIVISION II
The Lopes spent 22 seasons as an NCAA Division II school and makes six NCAA tournament appearances.

2004 SCHOOL FINANCIAL MODEL CHANGES
In an effort to revitalize the university and stabilize it for long-term success, GCU converted to a for-profit model.

2012 2013 BEST DIVISION II ATHLETICS PROGRAM
Grand Canyon claimed the Division II Learfield Director's Cup in back-to-back years, given to the highest-performing athletics program across all sports.

2017 GCU BECOMES POSTSEASON ELIGIBLE
Grand Canyon's four-year transition process is completed and the Lopes are eligible for postseason competition in 2017-18 school year.

2008	1,000 ON-CAMPUS STUDENTS	12,000 ONLINE STUDENTS	2022	25,000 ON-CAMPUS STUDENTS	90,000+ ONLINE STUDENTS
-------------	------------------------------------	----------------------------------	-------------	-------------------------------------	-----------------------------------



9

GCU matched its 2021-22 mark of nine nonconference victories

27

McGlothan matched his career high vs. UTRGV on Feb. 15

21

Program-record 3-pointers made vs. Park on Feb. 21

STARTING LINEUPS

TRACKER

Date	Opponent	1	2	3	4	5
Nov. 7	Montana State	Blacksher Jr.	Harrison	Baumann	McGlothan	Ouedraogo
Nov. 9	San Diego Christian	Blacksher Jr.	Harrison	Baumann	McGlothan	Ouedraogo
Nov. 12	at Nevada	Blacksher Jr.	Harrison	Baumann	McGlothan	Ouedraogo
Nov. 18	Grambling State	Blacksher Jr.	Harrison	Baker	McGlothan	Ouedraogo
Nov. 21	vs. Wichita State	Blacksher Jr.	Harrison	Baker	McGlothan	Ouedraogo
Nov. 22	vs. Northern Iowa	Blacksher Jr.	Harrison	Baker	McGlothan	Ouedraogo
Nov. 26	Benedictine Mesa	McMillian	Harrison	Ellis	McGlothan	Ouedraogo
Nov. 29	Alcorn State	Blacksher Jr.	Harrison	Baker	McGlothan	Ouedraogo
Dec. 3	at Wyoming	McMillian	Harrison	Baker	McGlothan	Ouedraogo
Dec. 7	Loyola Marymount	McMillian	Harrison	Baker	McGlothan	Ouedraogo
Dec. 10	vs. North Texas	Blacksher Jr.	Harrison	Baker	McGlothan	Ouedraogo
Dec. 17	Pepperdine	Blacksher Jr.	Harrison	Baker	McGlothan	Ouedraogo
Dec. 20	Idaho State	Blacksher Jr.	Harrison	Baker	McGlothan	Igiehon
Dec. 29	California Baptist	Blacksher Jr.	Harrison	Baker	McGlothan	Carr
Jan. 5	at Sam Houston	Blacksher Jr.	Harrison	Baker	McGlothan	Carr
Jan. 7	at Stephen F. Austin	McMillian	Harrison	Baker	McGlothan	Carr
Jan. 12	UT Arlington	McMillian	Harrison	Baker	McGlothan	Carr
Jan. 14	at California Baptist	McMillian	Harrison	Baker	McGlothan	Carr
Jan. 18	Utah Tech	McMillian	Harrison	Baker	McGlothan	Carr
Jan. 21	Utah Valley	McMillian	Harrison	Baker	McGlothan	Igiehon
Jan. 26	at Abilene Christian	McMillian	Harrison	Knox	McGlothan	Ouedraogo
Jan. 28	at Tarleton	McMillian	Harrison	Knox	McGlothan	Ouedraogo
Feb. 4	Stephen F. Austin	McMillian	Harrison	Knox	McGlothan	Ouedraogo
Feb. 8	New Mexico State	McMillian	Harrison	Knox	McGlothan	Ouedraogo
Feb. 11	at Seattle U	McMillian	Harrison	Knox	McGlothan	Ouedraogo
Feb. 15	UT Rio Grande Valley	McMillian	Harrison	Knox	McGlothan	Ouedraogo
Feb. 17	Abilene Christian	McMillian	Harrison	Knox	McGlothan	Ouedraogo
Feb. 21	Park (Ariz.)	McMillian	Harrison	Knox	McGlothan	Ouedraogo
Feb. 24	Seattle U	McMillian	Harrison	Knox	McGlothan	Ouedraogo
Mar. 1	at Southern Utah	McMillian	Harrison	Knox	McGlothan	Igiehon

COMBINATIONS

9 combinations used

Rank	Combination	Times used	GCU record	Last used
1	McMillian, Harrison, Knox, McGlothan, Ouedraogo	10	6-4	3/1 at Southern Utah
2	Blacksher Jr., Harrison, Baker, McGlothan, Ouedraogo	6	4-2	12/17 vs. Pepperdine
3	McMillian, Harrison, Baker, McGlothan, Carr	4	2-2	1/18 vs. Utah Tech
4	Blacksher Jr., Harrison, Baumann, McGlothan, Ouedraogo	3	2-1	11/12 at Nevada
t-5	McMillian, Harrison, Baker, McGlothan, Ouedraogo	2	1-1	12/7 vs. Loyola Marymount
	Blacksher Jr., Harrison, Baker, McGlothan, Carr	2	2-0	1/5 at Sam Houston
t-7	McMillian, Harrison, Baker, McGlothan, Igiehon	1	0-1	1/21 vs. Utah Valley
	Blacksher Jr., Harrison, Ellis, McGlothan, Igiehon	1	1-0	12/20 vs. Idaho State
	McMillian, Harrison, Ellis, McGlothan, Ouedraogo	1	1-0	11/26 vs. Benedictine Mesa

STARTING STREAKS & TOTALS

#	Player	Streak	2022-23	Career	GCU career	WAC play
0	Ray Harrison	82	30	82	30	16
1	Derrick Michael Xzavierro	--	--	--	--	--
2	Chance McMillian	15	18	21	21	15
3	Kobe Knox	10	10	10	10	9
10	Jovan Blacksher Jr.	--	12	97	97	49
13	Aidan Igiehon	1	3	5	5	1
20	Noah Baumann	--	3	68	3	--
21	Logan Landers	--	--	--	--	--
22	Josh Baker	--	16	28	16	7
23	Isaiah Carr	--	6	6	6	6
24	Yvan Ouedraogo	--	21	83	49	25
30	Gabe McGlothan	60	30	71	60	33
33	Isaiah Shaw	--	--	--	--	--
55	Walter Ellis	--	1	14	1	--

LOPES RANKED

TEAM STATS IN THE TOP 50

Category	Stat	GCU rank
Field goal percent defense	40.2	19th
Defensive rebounds per game	26.7	48th
Rebounds per game	37.57	43rd
Scoring margin	+ 8.5	41st
3-point percentage	37.1	42nd

PLAYER STATS IN THE TOP 100

Category	Player	Stat	Rank
Free throw attempts	Ray Harrison	190	22nd
Free throws made	Ray Harrison	147	17th
Points	Ray Harrison	515	78th
Points per game	Ray Harrison	17.2	99th
Rebounds	Gabe McGlothan	236	82nd
Off. rebounds per game	Gabe McGlothan	2.6	91st
Rebounds per game	Gabe McGlothan	7.9	96th

QUICKEST / SLOWEST

Points	GCU quickest to...	Opponent slowest to...
First	19:56 (1st) 2/21 vs. Park	14:06 (1st) 11/29 vs. Alcorn State
10	17:41 (1st) 11/26 vs. Benedictine	2:20 (1st) 11/18 vs. Grambling State
20	14:11 (1st) 2/21 vs. Park	17:07 (2nd) 11/18 vs. Grambling State
30	11:35 (1st) 2/21 vs. Park	11:09 (2nd) 11/18 vs. Grambling State
40	8:03 (1st) 2/21 vs. Park	4:56 (2nd) 11/18 vs. Grambling State
50	4:06 (1st) 2/21 vs. Park	did not reach: 11/18 vs. Grambling State
60	1:01 (1st) 2/21 vs. Park	--
70	17:04 (2nd) 2/21 vs. Park	--
80	14:42 (2nd) 2/21 vs. Park	--
90	10:36 (2nd) 2/21 vs. Park	--
100	4:59 (2nd) 2/21 vs. Park	--
110	1:29 (2nd) 2/21 vs. Park	--

NONCON TRACKER

Opponent	Date/Result	Record	NET
Montana State	W 60-54	22-9	104
San Diego Christian	W 101-50	7-12 (NAIA)	
Nevada	L 59-46	22-8	34
Grambling State	W 81-48	20-8	192
Wichita State	L 55-43	15-13	114
Northern Iowa	W 69-67	13-17	220
Benedictine Mesa	W 110-53	10-18 (NAIA)	
Alcorn State	W 80-72	16-12	244
Wyoming	W 66-58	9-20	175
Loyola Marymount	L 69-65	19-11	100
North Texas	L 60-58	23-6	52
Pepperdine	W 83-73 (OT)	9-21	198
Idaho State	W 68-66	11-20	252

QUOTED

"Last season the WAC's top five teams had either four or five losses in league play. More of that could be in store for 2023, and there are six teams feeling prideful about their chances of taking the conference. But because of its aggregation of talent and its depth, I'm going to pick Grand Canyon to run like some Antelopes out of control. Bryce Drew's been terrific so far, winning 40 of his first 55 games. He'll have to overcome some key departures, but that's the case of almost every mid-major team in this top 101. Names to know: returning PG Javon Blacksher (15.8 ppg), Presbyterian pure shooting guard Rayshon Harrison (17.1 ppg) and 40% 3-point shooter Noah Baumann (Georgia)."

- [Matt Norlander, CBS](#)

"GCU may be a newcomer onto the basketball scene, but it has made quite an early impression ... Drew was blown away by the campus and its state-of-the-art athletic facilities, and the GCU administrators were likewise impressed with his character and commitment to his Christian faith."

- [Seth Davis, The Athletic](#)

NET TRACKER

LOPES BY WEEK

Date	NET
Dec. 5	104
Dec. 12	113
Dec. 19	102
Dec. 26	120
Jan. 2	112
Jan. 9	98
Jan. 16	98
Jan. 23	103
Jan. 30	119
Feb. 6	116
Feb. 13	113
Feb. 20	118
Feb. 27	133

NOTE IT: GCU's final 2021-22 NET was 92.

OPPONENTS IN TOP 150

Previously played	NET then	NET now
Montana State	--	104
Nevada	--	34
Wichita State	--	114
Loyola Marymount	100	100
North Texas	69	52
Pepperdine	143	198
Sam Houston	27	62
Stephen F. Austin	162 / 125	122
Utah Valley	79	82
Seattle U	130	146
Southern Utah	103	107

AP TOP 25

Released Feb. 26, 2023

Rank	Team
1	Houston (49)
2	Alabama (5)
3	Kansas (8)
4	UCLA
5	Purdue
6	Marquette
7	Baylor
8	Arizona
9	Texas
10	Gonzaga
11	Kansas State
12	Tennessee
13	Virginia
14	UConn
15	Indiana
16	Miami (Fla.)
17	Saint Mary's
18	San Diego State
19	Xavier
20	Providence
21	Maryland
22	TCU
23	Kentucky
24	Texas A&M
25	Pittsburgh

OTHERS RECEIVING VOTES: Creighton 87, Duke 78, Oral Roberts 40, Northwestern 39, Florida Atlantic 25, Iowa State 20, Nevada 17, Missouri 16, Arkansas 7, North Carolina State 6, Charleston 6, Clemson 5, Memphis 4, Boise State 3, VCU 1, West Virginia 1

MID-MAJOR TOP 25

Released Feb. 27, 2023

Rank	Team
1	Gonzaga (28)
2	Saint Mary's (3)
3	Oral Roberts
4	Charleston
5	Toledo
6	Hofstra
7	Drake
8	Kent State
9	Southern Miss
10	Furman
11	Bradley
12	Louisiana
13	Liberty
14	Marshall
15	Utah Valley
16	Santa Clara
17	Sam Houston
18	Eastern Washington
19	Iona
20	UC Santa Barbara
21	Kennesaw State
22	Southern Illinois
23	Colgate
24	UNC Asheville
25	Southern Utah

OTHERS RECEIVING VOTES: Youngstown State 48, Loyola Marymount 45, Yale 42, Vermont 39, Belmont 31, UC Riverside 31, Akron 30, UC Irvine 29, Ball State 21, Towson 19, UMass-Lowell 17, Texas A&M Corpus Christi 12, UNCW 12, Montana State 11, Grambling 10, Milwaukee 10, Norfolk State 8, Princeton 6, Samford 6, Penn 4, James Madison 3, UCG 3, Cleveland State 2, Indiana State 1, Morehead State 1, NKU 1, Northwestern State 1.



LOPES BY MONTH

Month	Record	PPG	Opp. PPG	Margin	FG%	Opp. FG%	3P%	Opp. 3P%	RPG	APG
November	6-2	73.8	57.3	+16.5	45.1	36.1	33.5	31.1	40.9	13.5
December	4-2	68.8	64.2	+4.6	40.5	39.6	32.5	27.6	39.2	11.8
January	4-4	74.3	72.9	+1.4	47.9	46.1	38.6	41.7	32.5	11.0
February	4-3	79.6	68.1	+11.5	46.3	38.3	43.2	28.7	39.1	11.7
March	1-0	83.0	78.0	+5.0	50.8	45.3	41.7	33.3	31.0	13.0

SPECIALTY STATS

Date	Opponent	PAINT		OFF TURNOVER		2ND CHANCE		FAST BREAK		BENCH	
		GCU	Opp.	GCU	Opp.	GCU	Opp.	GCU	Opp.	GCU	Opp.
11/7	Montana State	28	30	13	11	8	11	3	3	7	23
11/9	San Diego Christian	50	10	27	6	11	5	19	0	57	10
11/12	Nevada	20	18	5	9	4	3	2	6	17	16
11/18	Grambling State	28	28	17	7	7	5	15	4	33	14
11/21	Wichita State	20	34	9	13	14	16	0	7	19	20
11/22	Northern Iowa	34	30	8	8	24	2	4	2	18	7
11/26	Benedictine Mesa	48	14	25	4	18	2	12	2	48	14
11/29	Alcorn State	28	28	11	13	9	14	7	11	22	10
12/3	Wyoming	24	20	12	9	0	10	3	2	10	11
12/7	Loyola Marymount	28	38	21	17	17	6	4	11	17	21
12/10	North Texas	14	36	10	7	10	11	5	7	12	8
12/17	Pepperdine	36	36	18	12	14	15	10	10	18	13
12/20	Idaho State	44	22	10	6	25	4	7	0	18	8
12/29	California Baptist	24	28	16	7	12	6	15	2	24	19
1/5	Sam Houston	32	24	15	31	7	9	4	11	29	17
1/7	Stephen F. Austin	24	48	9	18	10	16	3	16	21	27
1/12	UT Arlington	24	15	25	15	6	10	9	2	35	19
1/14	California Baptist	40	18	7	15	19	8	3	5	13	19
1/18	Utah Tech	20	32	9	13	8	15	11	4	12	4
1/21	Utah Valley	36	42	8	20	24	10	5	4	28	11
1/26	Abilene Christian	26	36	13	11	8	11	0	2	27	8
1/28	Tarleton	10	42	9	11	2	10	0	6	18	21
2/4	Stephen F. Austin	24	36	9	21	3	11	9	25	11	34
2/8	New Mexico State	18	36	14	6	6	12	6	4	28	33
2/11	Seattle U	24	26	14	11	11	7	0	2	17	5
2/15	UTRGV	40	42	7	9	12	23	10	2	13	10
2/17	Abilene Christian	36	40	3	25	10	10	6	10	20	22
2/21	Park (Ariz.)	28	16	28	6	15	7	28	6	65	19
2/24	Seattle U	24	30	7	19	14	8	3	4	9	8
3/1	Southern Utah	40	36	6	6	4	13	8	6	21	13
When GCU leads category...		9-2		13-2		8-5		12-2		15-5	

RECORD BY GAME TIME

Time	When GCU leads	When opponent leads	When tied
10:00, 1st half	13-3	4-9	1-0
Halftime	12-3	5-7	2-1
10:00	14-3	4-8	1-0
5:00	17-3	2-7	0-1
2:00	16-1	2-10	1-0
1:00	18-1	0-10	1-0

HALF SPLITS

GCU	Most points	Fewest points
1st Half	62, 2/21 vs. Park	13, 2/24 vs. Seattle U
2nd Half	58, 11/9 vs. SD Christian	19, 11/21 vs. Wichita St.
Overtime	15 (2x), last: 1/5 at SAM	15 (2x), last: 1/5 at SAM

OPPONENTS	Most points	Fewest points
1st Half	45, 1/28 at Tarleton	15, 11/18 vs. Grambling
2nd Half	48, 1/18 vs. Utah Tech	15, 2/21 vs. Park
Overtime	11, 1/5 at Sam Houston	5, 12/17 vs. Pepperdine

HALFTIME MARGIN

Biggest lead	39 points, 2/21 vs. Park (Ariz.)
Biggest deficit	24 points, 1/28 at Tarleton

OPENING TIP

Result	Record
GCU controls	16-5
Opponent controls	3-6

FIRST OFF BENCH

Player	Times
Aidan Igiehon	11
Noah Baumann	11
Chance McMillian	8
Josh Baker	7
Walter Ellis	5
Kobe Knox	4
Logan Landers	1
Yvan Ouedraogo	1

DOUBLE-DOUBLES

Player	S/C	Date/opp.	Stat line
1 Gabe McGlothan	1/10	11/9 vs. SDCC	13 pts / 10 reb
2 Gabe McGlothan	2/11	11/22 vs. UNI	13 pts / 18 reb
3 Gabe McGlothan	3/12	12/17 vs. PEP	20 pts / 13 reb
4 Gabe McGlothan	4/13	12/20 vs. IDST	14 pts / 11 reb
5 Gabe McGlothan	5/14	2/15 vs. UTRGV	27 pts / 11 reb
6 Gabe McGlothan	6/15	2/24 vs. SEA	12 pts / 10 reb



AROUND THE WAC

WAC PLAYERS OF THE WEEK

	PLAYER	FRESHMAN
Nov. 14	Cameron Tyson, SU	Adante' Holiman, UTRGV
Nov. 21	Freddy Hicks, TAR	Parsa Fallah, SUU
Nov. 28	Justin Johnson, UTRGV	Kobe Knox, GCU
Dec. 5	Le'Tre Darthard, UVU	Brandon Walker, UTA
Dec. 12	Aziz Bandaogo, UVU	Parsa Fallah, SUU
Dec. 19	Justin Johnson, UTRGV	Adante' Holiman, UTRGV
Dec. 26	Trey Woodbury, UVU	Anthony Wrzeszcz, SAM
Jan. 2	Tevian Jones, SUU	<i>not named by WAC</i>
Jan. 9	Aziz Bandaogo, UVU	Chendall Weaver, UTA
Jan. 16	Riley Grigsby, SU	Kobe Knox, GCU
Jan. 23	Riley Grigsby, SU	Chendall Weaver, UTA
Jan. 30	Taran Armstrong, CBU	Leonardo Bettiol, ACU
Feb. 6	Ray Harrison, GCU	Chendall Weaver, UTA
Feb. 13	Le'Tre Darthard, UVU	Adante' Holiman, UTRGV
Feb. 20	Gabe McGlothan, GCU	Chendall Weaver, UTA
Feb. 27	Qua Grant, SAM	Kobe Knox, GCU
March 6	--	--

ALL-WAC (PRESEASON)

First Team

Jovan Blacksher Jr.	G	Grand Canyon
Airion Simmons	F	Abilene Christian
Taran Armstrong	G	California Baptist
Xavier Pinson	G	New Mexico State
Cameron Tyson	G	Seattle U
Tevian Jones	G/F	Southern Utah
Justin Johnson	F	UT Rio Grande Valley
Trey Woodbury	G	Utah Valley

Second Team

Ray Harrison	G	Grand Canyon
Gabe McGlothan	F	Grand Canyon
Javion May	G	Sam Houston
Riley Grigsby	G/F	Seattle U
Maizen Fausett	F	Southern Utah
Sadiadriene Hall	F	Stephen F. Austin
Jaylin Jackson-Posey	G	Stephen F. Austin
Freddy Hicks	G/F	Tarleton

PAST CHAMPIONS

Year	Regular Season	Tournament
2021-22	NMSU, SFA, Seattle U	New Mexico State
2020-21	GCU , Utah Valley	GCU
2019-20	New Mexico State	none (COVID-19)
2018-19	New Mexico State	New Mexico State
2017-18	New Mexico State	New Mexico State
2016-17	CSU Bakersfield	*New Mexico State
2015-16	New Mexico State	*CSU Bakersfield
2014-15	New Mexico State	*New Mexico State
2013-14	Utah Valley	*New Mexico State

* GCU not eligible for tournament participation

CONFERENCE STANDINGS

	SCHOOL	WAC PTS	NET	CONFERENCE		OVERALL		H	A	N	STRK
				W-L	PCT	W-L	PCT				
1	Sam Houston	6.73	62	13-4	.765	23-6	.793	11-1	10-5	2-0	W6
2	Utah Valley	6.57	82	14-3	.824	23-7	.767	12-1	10-5	1-1	W2
3	Seattle U	2.92	146	10-7	.588	19-11	.633	11-2	7-7	1-2	L1
4	Southern Utah	2.76	107	11-6	.647	19-11	.633	12-2	5-8	2-1	L2
5	Grand Canyon	2.23	128	10-7	.588	19-11	.633	14-4	4-5	1-2	W1
6	Stephen F. Austin	1.37	122	11-6	.647	19-11	.633	12-4	6-4	1-3	L1
7	Tarleton	-0.05	164	9-9	.500	15-15	.500	12-2	2-12	2-1	W1
8	California Baptist	-1.70	169	8-9	.471	16-14	.533	13-5	4-7	0-2	W1
9	Abilene Christian	-2.35	203	7-10	.412	13-15	.464	10-5	5-7	0-3	W1
10	Utah Tech	-3.01	160	5-11	.313	13-17	.433	9-4	3-13	1-0	W1
11	UTRGV	-3.10	259	6-12	.333	15-16	.484	11-6	4-10	1-0	L1
12	UT Arlington	-4.75	245	6-11	.353	11-19	.367	6-8	4-8	1-3	L1
DQ	New Mexico State		188	2-16	.111	9-15	.375	6-4	1-9	2-2	L1

CONFERENCE LEADERBOARDS

Scoring

Player	G	FG	3FG	FT	Pts	AVG
1. Johnson, Justin - UTRGV	30	203	28	183	617	20.57
2. Jones, Tevian - SUU	29	155	72	144	526	18.14
3. Tyson, Cameron - SU	28	163	87	93	506	18.07
4. Harrison, Ray - GCU	30	164	40	147	515	17.17
5. Gooden, Cameron - UTTECH	25	128	50	96	402	16.08
6. Johnston, Will - UTRGV	30	129	71	107	436	14.53
7. Darthard, Le'Tre - UVU	30	126	60	107	419	13.97
8. Grant, Qua - SHSU	29	147	42	59	395	13.62
9. Pinson, Xavier - NMSU	24	101	46	72	320	13.33
10. Grigsby, Riley - SU	26	134	43	34	345	13.27
11. Pope, Isaiah - UTTECH	30	121	48	107	397	13.23
12. Hall, Sadiadriene - SFA	29	161	4	54	380	13.10
13. Harmon, Justin - UVU	30	142	26	80	390	13.00
14. Woodbury, Trey - UVU	30	141	47	52	381	12.70
15. Fausett, Maizen - SUU	30	131	37	75	374	12.47
16. Schumacher, Alex - SU	30	119	27	97	362	12.07
17. Washington, Deshawndre - NMSU	24	104	17	60	285	11.88
18. Jossell, Latrell - SFA	26	100	66	41	307	11.81
19. McGlothan, Gabe - GCU	30	129	26	69	353	11.77
20. Armstrong, Taran - CBU	30	120	27	79	346	11.53

Rebounding

Player	G	Off	Def	Total	AVG
1. Bandaogo, Aziz - UVU	30	86	231	317	10.57
2. McGlothan, Gabe - GCU	30	78	158	236	7.87
3. Wilson, Shemar - UTA	24	87	101	188	7.83
4. Christensen, Tanner - UTTECH	29	58	147	205	7.07
5. Washington, Deshawndre - NMSU	24	25	141	166	6.92
6. Goodrick, Hunter - CBU	29	56	141	197	6.79
7. Butler, Harrison - SUU	30	24	178	202	6.73
8. Fausett, Maizen - SUU	30	71	130	201	6.70
9. Hall, Sadiadriene - SFA	29	66	128	194	6.69
10. Williams, Daylen - UTRGV	31	54	143	197	6.35
11. Freeman, Ahren - UTRGV	27	44	116	160	5.93
12. Battin, Riley - CBU	30	67	105	172	5.73
13. Spurgin, Jason - SUU	30	73	93	166	5.53
14. Grigsby, Riley - SU	26	28	114	142	5.46
15. Woodbury, Trey - UVU	30	13	147	160	5.33
16. Johnson, Justin - UTRGV	30	18	137	155	5.17
17. Gordon, Dajuan - NMSU	23	34	84	118	5.13
18. Chatfield, Brandon - SU	29	60	84	144	4.97
19. Antwi-Boasiako, Nana - SFA	30	56	92	148	4.93
20. Muhammad, Issa - NMSU	23	33	80	113	4.91

Field Goal Percentage (Minimum 5 FGM/G average)

Player	G	FGM	FGA	Pct.
1. Hall, Sadiadriene - SFA	29	161	270	.596
2. Gooden, Cameron - UTTECH	25	128	271	.472
3. Johnson, Justin - UTRGV	30	203	459	.442
4. Grant, Qua - SHSU	29	147	337	.436
5. Harrison, Ray - GCU	30	164	382	.429
6. Grigsby, Riley - SU	26	134	320	.419
7. Jones, Tevian - SUU	29	155	388	.399
8. Tyson, Cameron - SU	28	163	429	.380

Assists

Player	G	No.	AVG
1. Armstrong, Taran - CBU	30	147	4.90
2. Pinson, Xavier - NMSU	24	108	4.50
3. Cajuste, AJ - SFA	30	128	4.27
4. Woodbury, Trey - UVU	30	126	4.20
5. Gibson, Kyrion - UTA	29	112	3.86
6. Washington, Deshawndre - NMSU	24	92	3.83
7. Grant, Qua - SHSU	29	111	3.83
8. Johnston, Will - UTRGV	30	111	3.70
9. Daniels, Damien - ACU	28	103	3.68
10. Gooden, Cameron - UTTECH	25	85	3.40
11. Allen, Drake - SUU	30	101	3.37
12. Harrison, Ray - GCU	30	96	3.20
13. Johnson, Justin - UTRGV	30	92	3.07
14. Harmon, Justin - UVU	30	88	2.93
Daniel, Shakur - TSU	30	88	2.93



BRYCE DREW
3RD SEASON

Year	School	Record	Postseason
2011-12	Valparaiso	22-12	NIT (1st Rd.)
2012-13	Valparaiso	26-8	NCAA (2nd Rd.)
2013-14	Valparaiso	18-16	CIT (1st Rd.)
2014-15	Valparaiso	28-6	NCAA (2nd Rd.)
2015-16	Valparaiso	30-7	NIT (Runner-up)
5 years		124-49 (.717)	
2016-17	Vanderbilt	19-16	NCAA (1st Rd.)
2017-18	Vanderbilt	12-20	--
2018-19	Vanderbilt	9-23	--
3 years		40-59 (.404)	
2020-21	Grand Canyon	17-7	NCAA (1st Rd.)
2021-22	Grand Canyon	23-8	--
2022-23	Grand Canyon	19-11	--
11th season		223-134 (.625)	

Bryce Drew is in his third season as Grand Canyon's men's basketball head coach in 2022-23 after being named the 14th head coach in program history prior to the 2020-21 campaign.

Drew wasted no time getting acclimated to his new school, leading the Lopes to their first appearance in the D-I NCAA tournament in his inaugural season. GCU won its first WAC regular-season title and its first WAC tournament title, advancing to March Madness for a date with No. 2 seeded Iowa. The Lopes went 17-7 overall and 9-3 in conference play amid a season plagued by the coronavirus pandemic. In a span of 12 months, Drew recruited new players (including WAC Newcomer of the Year Asbjørn Midtgaard), established a new culture and program identity and won a pair of WAC titles, all while facing various levels of practice restrictions and testing requirements due to COVID-19.

The Lopes won their first seven WAC games including the school's first sweep of New Mexico State. On the regular season's final day, GCU defeated Utah Valley to win its first regular-season title and claim the top seed in the conference's tournament. GCU had a dominant run in the 2021 WAC tournament, defeating No. 5 seed Seattle U 81-47 and No. 3 New Mexico State 74-56.

Drew made his fourth appearance in the NCAA tournament as a head coach, doing so at three different schools.

Drew and his staff were charged with replacing GCU's two leading scorers heading into their second season. Behind the development of Jovan Blacksher Jr. and the addition of Holland Woods II, the Lopes posted a 92 NET for the top mark in program history with a 23-8 mark in 2021-22. GCU's best win by metrics in its D-I program history came on Dec. 18 in the Colangelo Classic as GCU topped previously undefeated San Francisco.

Prior to GCU, Drew has had successful head coaching stops at his alma mater, Valparaiso, and at Vanderbilt, where he qualified for his third NCAA tournament visit as a head coach in 2017. Drew enters GCU with a career coaching record of 164-108 (.603), including a program-record season of 30 wins in his final year at Valparaiso.

Drew averaged 25 wins per season at Valparaiso and won the Horizon League regular-season championship four times during his five-year tenure (2011-16). He led the Crusaders to their first NCAA tournament berth in nine years with 2013 and 2015 visits.

Drew moved to Vanderbilt to take on the SEC challenge in 2016 and coached his first Commodores team to five wins against top-25 teams and an NCAA tournament berth. He came to the Phoenix area to land his first Vanderbilt recruit, Saben Lee, who starred in the

2019-20 season with 18.6 points and 4.2 assists per game.

In 2017, Drew assembled the greatest recruiting class in Vanderbilt history when he signed two five-star prospects. One of those players, Darius Garland, played only five games that season but was still drafted fifth overall by Cleveland in the 2019 NBA Draft.

In 2019-20, Drew worked as an ESPN studio and game analyst, visited college and pro coaches and spent time with his wife, Tara, and 5-year-old son, Bryson.

Drew played six NBA seasons after being drafted 16th overall by the Houston Rockets in 1998, where he started 41 games in 2000-01. In 1999, the NBA awarded him with the Henry P. Iba Citizen Athlete Award for sportsmanship.

The 6-foot-3 point guard, who also played for the Chicago Bulls and New Orleans Hornets, was known for his perimeter shot (37% 3-point shooting) but he is most famous for "The Shot" he made in the 1998 NCAA tournament to lead the No. 13 seeded Valparaiso Crusaders over No. 4 seeded Ole Miss.

Drew comes from a basketball family and played for his dad Homer at Valparaiso. His brother Scott began his coaching career at Valparaiso in 2002 and has since turned the Baylor basketball program around with a 379-222 record in 18 seasons and a 2021 national championship. Drew's sister Dana was a Mid-American Conference Player of the Year at Toledo.

Drew and his wife, Tara, have one child: Bryson.

MILESTONE VICTORIES

OVERALL CAREER

1	11/11/11	at Georgia Southern	W 90-81
50	11/10/13	vs. North Park	W 113-50
100	11/24/15	at Oregon State	W 63-57
150	1/20/18	vs. LSU	W 77-71
200	2/23/22	at Chicago State	W 85-64

GCU CAREER

1	11/25/20	vs. Grambling State	W 69-53
50	12/29/22	vs. California Baptist	W 73-59

OTHER NOTABLES

1st home win	11/14/11	vs. Holy Cross (Ind.)	W 88-38
1st road win	11/11/11	at Georgia Southern	W 90-81
1st postseason win	3/15/16	vs. Texas Southern	W 84-73
1st Horizon League win	12/3/11	at Butler	W 77-71
1st SEC win	12/29/16	at LSU	W 96-89
1st WAC win	1/8/20	at Tarleton	W 75-72

ASSISTANT COACHES



JAMALL WALKER

Assistant coach, 3rd season

- » 17th season as D-I assistant coach.
- » Spent eight seasons at Illinois under coaches John Groce and Brad Underwood and serving as interim during transition.
- » Played four seasons at Saint Louis (1995-99).



ED SCHILLING

Assistant coach, 3rd season

- » 19th season as D-I coach.
- » Prior to GCU, was an assistant at Indiana (2017-19) and UCLA (2013-17).
- » Was Wright State's head coach for six years.
- » Spent one year as New Jersey Nets assistant.



CASEY SHAW

Assistant coach, 3rd season

- » Spent three seasons alongside Drew at Vanderbilt (2016-19).
- » Second-round selection in 1998 NBA Draft by Philadelphia, spending time with the organization before 13-year overseas career.

SUPPORT STAFF



PEYTON PRUDHOMME

Dir. of operations, 3rd season

- » Spent first two years on staff as director of video operations.
- » Served as graduate assistant at Baylor prior to GCU.



KYLE BUTLER

Dir. of recruiting, 2nd season

- » Was a graduate manager at Clemson for the previous two seasons.



JAKE LINDSEY

Dir. of player personnel, 1st season

- » Worked for Utah Jazz for last three years, most recently as coordinator of college scouting.
- » Played for Scott Drew at Baylor.



ETHAN CISNEROS

Graduate manager, 2nd season

- » GCU undergrad manager alum

MATT HUSS

Graduate manager, 1st season

- » GCU undergrad manager alum

» A FAMILY COACHING TRADITION

Basketball is ingrained in the family tree of Bryce Drew. Between Bryce, his brother, Scott, and their father, Homer, the trio is a part of the second-winningest family coaching tree in college basketball history.

ALL-TIME NCAA VICTORIES BY FAMILY

Rank	Family	Wins
1	Iba	1,632
2	Drew	1,302
3	Sutton	1,173
4	Bartow	985
5	Knight	982
6	Meyer	950
7	Thompson	942
8	Bennett	875
9	Pitino	856
10	Van Brea Kolff	674

Homer was a head coach for 34 seasons including 22 at Valparaiso. He won 640 games and is a member of the College Basketball Hall of Fame.

Scott was an assistant under Homer at Valpo before taking the reins at Baylor in 2003. He is one of the top-20 longest tenured head coaches in D-I men's basketball, leading the Bears to the 2021 National Championship in what some characterized as one of the greatest rebuilds in sports history. Scott has 439 wins.

Bryce played under both Homer (head coach) and Scott (assistant coach) at Valpo before taking over the program in 2011 and accumulating 124 wins in five seasons. Add 40 more at Vanderbilt plus his time at GCU and Bryce has 223 as a head coach.

FATHER/SON D-I COACHES

Current Coach	School	Father	Current Coach	School	Father
Brian Barone	SIU Edwardsville	Tony	Kevin Kruger	UNLV	Lon
Tony Bennett	Virginia	Dick	Dan Monson	Long Beach State	Don
Jeff Capel III	Pitt	Jeff II	Eric Musselman	Arkansas	Bill
Kermit Davis Jr.	Ole Miss	Kermit	Ryan Odom	Utah State	Dave
Bryce Drew	Grand Canyon	Homer	Richard Pitino	New Mexico	Rick
Scott Drew	Baylor	Homer	Will Ryan	Green Bay	Bo
Baker Dunleavy	Quinnipiac	Mike	G.G. Smith	High Point	Tubby
Brian Dutcher	San Diego State	Jim	Kevin Willard	Seton Hall	Ralph



» NBA EXPERIENCE

Drew played six NBA seasons after being drafted 16th overall by the Houston Rockets in 1998, where he started 41 games in 2000-01. In 1999, the NBA awarded him with the Henry P. Iba Citizen Athlete Award for sportsmanship.

The 6-foot-3 point guard, who also played for the Chicago Bulls and New Orleans Hornets, was known for his perimeter shot (37% 3-point shooting).

He is one of 23 active Division I head coaches to play in the NBA.

D-I COACHES WITH NBA EXPERIENCE

Coach	School	Coach	School
Steve Alford	Nevada	Bobby Hurley	Arizona State
Speedy Claxton	Hofstra	Mark Madsen	Utah Valley
Hubert Davis	North Carolina	Aaron McKie	Temple
Johnny Dawkins	Central Florida	Kenny Payne	Louisville
Juan Dixon	Coppin State	Lorenzo Romar	Pepperdine
Bryce Drew	Grand Canyon	Jerry Stackhouse	Vanderbilt
Kim English	George Mason	Rod Strickland	Long Island
Patrick Ewing	Georgetown	Reggie Theus	Bethune-Cookman
Penny Hardaway	Memphis	Darrell Walker	Little Rock
Steven Henson	UTSA	Mo Williams	Jackson State
Fred Hoiberg	Nebraska	Mike Woodson	Indiana
Juwan Howard	Michigan		



» POWER 5 PEDIGREE

Not only did GCU hire Bryce Drew who came with his own Power 5 experience, Drew in turn assembled an assistant coaching staff that all come with Power 5 experience. In fact, all three assistant's most recent college jobs were at the P5 level.



ASSISTANT COACH POWER 5 RESUMES

Coach	Power 5 Stops
Jamall Walker	Illinois (2012-20)
Ed Schilling	UCLA (2013-17), Indiana (2017-19)
Casey Shaw	Vanderbilt (2016-19)



Capacity **7,000**
Record **158-40 (.798)**
Opened **2011**



TOP FIVE CROWDS

- 7,521 Jan. 11, 2018 New Mexico State
- 7,502 Feb. 25, 2017 Kansas City
- 7,499 Jan. 15, 2022 Tarleton (ESPNU)
- 7,498 Nov. 8, 2019 Illinois
- 7,497 Mar. 2, 2019 CSU Bakersfield

FULLEST VENUES
2021-22, DIVISION I

101.6 Houston

100.1 Grand Canyon

* not included: teams without singular home venue

Grand Canyon University Arena is Phoenix's premier mid-sized indoor venue and serves as the primary home of Lopes men's and women's basketball and men's and women's volleyball teams as well as a wide assortment of university-sponsored and outside events.

The arena has provided the Lopes a definitive home-court advantage since opening its doors before the 2011-12 basketball season. With a seating capacity of 7,000 and a prime location on campus, the venue is regularly packed to the rafters with students and fans, providing an electric atmosphere ripe for success. Since its opening, the men's basketball team has been dominant in the arena, posting an overall record of 158-40 (.798), including six seasons of at least 15 wins.

GCU Arena hit new levels in 2018-19. With an average crowd of 7,170 fans, GCU Arena was the fullest venue in college basketball with a percent capacity of 102.42%.

Home attendance has tripled since the arrival of the arena, with a per-game average of over 7,100 fans coming through the doors in 2018-19. While crowds of over 7,000 used to represent milestones, it has become a common occurrence at GCU Arena. All but two non-conference games were filled above the arena's 7,000-seat capacity in the 2018-19 season.

The facility originally broke ground in the summer of 2010 and was completed before the start of the following basketball season. It is owned and operated by the university.



The Havocs are some of the most dedicated and rowdy fans in all of collegiate sports. Often 3,500 students strong, they turn GCU athletic venues into some of the rowdiest environments in all of college sports.

Known for their constant energy, support and pride, the Havocs support and encourage GCU athletic teams, promote school spirit and build Lope pride.

Tabbed as the "Biggest Party in College Basketball," the Havocs bring the noise and excitement every game with different cheers and chants to give every team a competitive advantage when playing at home. In 2018, GCU Arena was ranked 22nd in the country for best college basketball atmospheres, and was quoted as "easily one of the rowdiest fan bases in the entire country."



The Havocs mission is to be the most spirited, energetic and disruptive student section in the country. Havocs strive to create the most unique game day experience in college basketball and a sense of camaraderie for all students.

The Havocs cheer at more than just home events, sending droves of students to rival New Mexico State and to the WAC Tournament in Las Vegas. The support has garnered national attention over the past five years including being featured on ESPN's Scott Van Pelt's SportsCenter show.



WHAT THEY'RE SAYING

"In college basketball, in my 40-plus years, this was the toughest crowd I've ever faced. Awesome ... you've got something special here. Really special."

- Rick Pitino, Hall of Fame coach

"GCU created college basketball's rowdiest secret with stunning quickness ... home to possibly the best student section in college basketball. Duke has the Cameron Crazies. Kansas has the Phog. GCU has the Havocs."

- Andrew Joseph, USA Today

"This is not a college basketball game. It's a Miami nightclub in the desert."

- Myron Medcalf, ESPN.com

"The Havocs are the biggest party in college basketball." - SB Nation



RECORD WHEN

GAME TYPE	2022-23	UNDER DREW	D1 ERA
Home	14-4	39-9	129-38
Road	4-5	15-11	48-57
Neutral site	1-2	5-6	18-17
Overtime games	2-0	2-0	6-4
AT THE HALF	2022-23	UNDER DREW	D1 ERA
Leading	12-3	45-8	157-31
Trailing	5-7	10-16	30-79
Tied	2-1	4-2	10-5
WHEN SCORING	2022-23	UNDER DREW	D1 ERA
Less than 60 points	0-5	4-8	6-36
60-69 points	4-3	10-11	35-43
70-79 points	4-3	17-6	68-27
80-89 points	7-0	18-0	59-7
90-99 points	1-0	6-0	21-0
100+ points	3-0	4-0	6-1
SCORING MARGIN	2022-23	UNDER DREW	D1 ERA
1-5 points	7-7	14-14	48-45
6-9 points	3-1	7-2	28-18
10-15 points	4-2	15-5	50-26
16+ points	4-1	24-3	69-20
REBOUNDING	2022-23	UNDER DREW	D1 ERA
Less than 20 rebounds	0-1	0-1	2-3
20-24 rebounds	--	0-0	2-13
25-29 rebounds	2-0	3-2	18-24
30-34 rebounds	5-2	11-5	46-32
35-39 rebounds	4-6	16-9	55-27
40-49 rebounds	5-2	22-3	59-10
50+ rebounds	3-0	9-2	15-2
SHOOTING PERCENTAGE	2022-23	UNDER DREW	D1 ERA
GCU shoots better than opponent	17-2	51-7	160-23
GCU shoots worse than opponent	2-9	6-18	32-87
Same shooting percentage	--	0-0	1-0
GCU shoots 50%+	10-0	23-1	68-8
GCU shoots 45-49.9%	3-2	21-4	60-16
GCU shoots 40-44.9%	5-4	11-7	47-36
GCU shoots under 40%	1-5	4-14	20-55
TURNOVERS	2022-23	UNDER DREW	D1 ERA
GCU has fewer than opponent	6-1	24-4	105-33
GCU has more than opponent	6-6	22-13	65-62
Same number of turnovers	3-4	8-7	19-18
FOULS	2022-23	UNDER DREW	D1 ERA
GCU has fewer than opponent	11-4	35-6	138-38
GCU has more than opponent	8-5	22-17	43-66
Same number of fouls	0-2	2-2	15-10
MISCELLANEOUS	2022-23	UNDER DREW	D1 ERA
Record coming off a win	9-9	39-19	123-68
Record coming off a loss	9-2	17-7	68-40
vs. AP Top 25	--	0-2	0-8

SUPERLATIVES

GCU HIGHS

Points	111	2/21 vs. Park (Ariz.)
Field goals made	43	11/26 vs. Benedictine Mesa
Field goal attempts	72	2 times, last: 2/21 vs. Park (Ariz.)
Field goal percentage	66.7	2/17 vs. Abilene Christian
3-pointers made	21	2/21 vs. Park (Ariz.)
3-pointers attempted	38	2 times, last: 2/21 vs. Park (Ariz.)
Free throws made	27	12/17 vs. Pepperdine
Free throws attempted	36	12/17 vs. Pepperdine
Free throw percentage	94.1	12/3 at Wyoming
Rebounds	59	2/21 vs. Park (Ariz.)
Assists	26	2/21 vs. Park (Ariz.)
Steals	14	11/18 vs. Grambling State
Blocked shots	8	2 times, last: 2/21 vs. Park (Ariz.)
Turnovers	25	1/5 at Sam Houston
Fouls	25	1/14 at California Baptist

GCU LOWS

Points	43	11/21 vs. Wichita State
Field goals made	16	3 times, last: 12/10 vs. North Texas
Field goal attempts	42	1/28 at Tarleton
Field goal percentage	27.1	11/21 vs. Wichita State
3-pointers made	4	4 times, last: 1/14 at California Baptist
3-pointers attempted	17	2 times, last: 1/26 at Abilene Christian
Free throws made	6	2/11 at Seattle U
Free throws attempted	8	2/11 at Seattle U
Free throw percentage	52.6	2/15 vs. UTRGV
Rebounds	18	1/28 at Tarleton
Assists	6	2/24 vs. Seattle U
Steals	1	2 times, last: 2/17 vs. Abilene Christian
Blocked shots	0	12/20 vs. Idaho State
Turnovers	7	2 times, last: 3/1 at Southern Utah
Fouls	7	11/21 vs. Wichita State

OPPONENT HIGHS

Points	85	1/18 vs. Utah Tech
Field goals made	32	1/28 at Tarleton
Field goal attempts	78	12/17 vs. Pepperdine
Field goal percentage	61.5	1/28 at Tarleton
3-pointers made	12	1/14 at California Baptist
3-pointers attempted	35	12/3 at Wyoming
Free throws made	23	2/17 vs. Abilene Christian
Free throws attempted	31	2 times, last: 1/14 at California Baptist
Free throw percentage	91.7	12/20 vs. Idaho State
Rebounds	48	2/15 vs. UTRGV
Assists	17	1/28 at Tarleton
Steals	12	1/5 at Sam Houston
Blocked shots	6	2 times, last: 12/17 vs. Pepperdine
Turnovers	22	11/9 vs. San Diego Christian
Fouls	27	2/4 vs. Stephen F. Austin

OPPONENT LOWS

Points	38	2/21 vs. Park (Ariz.)
Field goals made	14	11/9 vs. San Diego Christian
Field goal attempts	51	2 times, last: 1/14 at California Baptist
Field goal percentage	22.7	2/21 vs. Park (Ariz.)
3-pointers made	2	1/7 at Stephen F. Austin
3-pointers attempted	9	1/7 at Stephen F. Austin
Free throws made	3	2 times, last: 11/26 vs. Benedictine Mesa
Free throws attempted	4	11/21 vs. Wichita State
Free throw percentage	50.0	3 times, last: 11/26 vs. Benedictine Mesa
Rebounds	22	2/17 vs. Abilene Christian
Assists	4	2/11 at Seattle U
Steals	2	3 times, last: 2/15 vs. UTRGV
Blocked shots	0	6 times, last: 2/24 vs. Seattle U
Turnovers	3	2/17 vs. Abilene Christian
Fouls	9	11/21 vs. Wichita State



TEAM

Scored 90+ points	vs. Park (111), 2/21/23	Won game decided by one point	vs. San Francisco (W 49-48), 12/18/21
Scored 90+ points (WAC)	vs. Abilene Christian (94), 2/17/23	Lost game decided by one point	vs. UTRGV (L 77-76), 2/15/23
Scored 100+ points	vs. Park (111), 2/21/23	Two consecutive games decided by one point	Never happened
Scored 100+ points (WAC)	at California Baptist (103), 2/8/20	Two consecutive games decided by five points or less	2 games, 2/11/23-2/15/23
Scored 110+ points	vs. Park (111), 2/21/23	Three consecutive games decided by five points or less	4 games, 1/14/23-1/26/23
Scored 110+ points (WAC)	Never happened	Came back from 15-point deficit	vs. Montana State (19), 11/7/22
Scored less than 50 points	vs. Wichita State (43), 11/21/22	Came back from 18-point deficit	vs. Montana State (19), 11/7/22
Scored less than 50 points (WAC)	at Stephen F. Austin (46), 1/20/22	Came back from 20-point deficit	vs. CSU Bakersfield (20), 2/8/14
Allowed 90+ points	at Utah Valley (92), 2/22/20	Pulled down 45 rebounds	vs. Park (59), 2/21/23
Allowed 90+ points (WAC)	at Utah Valley (92), 2/22/20	Pulled down 50 rebounds	vs. Park (59), 2/21/23
Allowed 100+ points	vs. Nebraska-Omaha (108), 12/13/15	Pulled down 55 rebounds	vs. Park (59), 2/21/23
Allowed 100+ points (WAC)	Never happened	Back-to-back 50 rebound games	vs. Mississippi Valley St. & at Ariz. St., 12/4-9/2021
Allowed less than 45 points	vs. Park (38), 2/21/23	Out-rebounded opponent by 15+	vs. Park (+27), 2/21/23
Allowed less than 45 points (WAC)	vs. Sam Houston (41), 2/26/22	Out-rebounded opponent by 20+	vs. Park (+27), 2/21/23
Shot 60% from the field	vs. Abilene Christian (66.7%), 2/17/23	Out-rebounded opponent by 25+	vs. Park (+27), 2/21/23
Shot 65% from the field	vs. Abilene Christian (66.7%), 2/17/23	Won an overtime game	at Sam Houston (OT), 1/5/23
Shot 70% from the field	vs. Bethesda (70.0%), 1/15/21	Lost an overtime game	at Seattle U (OT), 3/9/19
Shot less than 30% from the field	vs. Wichita State (27.1%), 11/21/22	Won an overtime game (WAC)	at Sam Houston (OT), 1/5/23
Allowed 60% shooting	at Tarleton (61.5%), 1/28/23	Lost an overtime game (WAC)	at Seattle U (OT), 3/9/19
Allowed 65% shooting	Never happened	Played two overtimes	at Boise State (20T), 12/13/17
Allowed 30% or less shooting	vs. Park (22.7%), 2/21/23	Played consecutive overtime games	Never happened
Allowed 25% or less shooting	vs. Park (22.7%), 2/21/23	Committed 20+ turnovers	at Sam Houston (25), 1/5/23
Shot 90%+ from FT line (min. 10 FTA)	at Wyoming (94.1%, 16-17), 12/3/22	Committed less than 10 turnovers	at Southern Utah (7), 3/1/23
Shot 100% from FT line (min. 10 FTA)	vs. Northern Arizona (100%, 11-11), 3/28/15	Committed less than 8 turnovers	at Southern Utah (7), 3/1/23
Shot below 50% from FT line (min. 10 FTA)	vs. San Francisco (41.7%, 5-12), 12/18/21	Committed less than 5 turnovers	vs. Montana State (4), 11/19/19
Attempted 40 free throws	vs. Nebraska-Omaha (40), 12/13/15	Scored 45+ in a half	at Southern Utah (48 in 2nd), 3/1/23
Attempted five or less free throws	vs. Utah Valley (3), 3/5/21	Scored 50+ in a half	vs. Park (62 in 1st), 2/21/23
Made 30 free throws	vs. Nebraska-Omaha (31), 12/13/15		
Made 10 3-pointers	at Southern Utah (10), 3/1/23		
Made 12 3-pointers	vs. Park (21), 2/21/23		
Made 15 3-pointers	vs. Park (21), 2/21/23		
Made 16 3-pointers	vs. Park (21), 2/21/23		
Made 17 3-pointers	vs. Park (21), 2/21/23		
Scored 90+ in consecutive games	vs. Abilene Christian / Park, 2/17-21/23		
Scored 90+ in three consecutive games	at Chicago St., vs CBU, vs ENMU 2/16-27/19		
Scored 100+ in consecutive games	Never happened		
Won game by 30 points or more	vs. Park (73), 2/21/23		
Won game by 35 points or more	vs. Park (73), 2/21/23		
Won game by 40 points or more	vs. Park (73), 2/21/23		
Won game by 45 points or more	vs. Park (73), 2/21/23		
Won game by 50 points or more	vs. Park (73), 2/21/23		
Lost game by 30 points or more	vs. New Mexico State (WAC Final) (32), 3/16/19		
Lost game by 40 points or more	at Louisville (48), 12/5/15		



INDIVIDUAL

IN ANY GAME...

Scored 25 Points Ray Harrison, 29, 3/1/23, at Southern Utah
 Scored 30 Points Ray Harrison, 38, 1/18/23, vs. Utah Tech
 Scored 35 Points Ray Harrison, 38, 1/18/23, vs. Utah Tech
 Scored 40 Points DeWayne Russell, 42, 12/3/16, vs. Louisville

Scored 20 points in a half Ray Harrison, 21, 1st, 11/18/22, vs. Grambling State
 Scored 25 points in a half Michael Finke, 27, 2nd, 2/27/19 vs. Eastern New Mexico

Two players had 20 points Harrison (27), McMillian (21), McGlothan (20), 2/17/23 vs. ACU
 Two players had 25 points M. Finke (38) and Johnson (25), 2/27/19, vs. Eastern N.M.
 Three players had 20 points Harrison (27), McMillian (21), McGlothan (20), 2/17/23 vs. ACU

Scored 20 points in two straight games Jovan Blacksher Jr. (2), 12/18/21 - 12/31/21
 Scored 20 points in three straight games Carlos Johnson (3), 3/9/19 - 3/15/19
 Scored 20 points in four straight games Alessandro Lever (4), 1/18/18 - 1/27/18
 Scored 20 points in five straight games never happened
 Scored 30 points in two straight games Carlos Johnson (2), 3/13/19 - 3/14/19

Double figures in 10 straight games Ray Harrison (21), 11/26/22 - 2/17/23
 Double figures in 15 straight games Ray Harrison (21), 11/26/22 - 2/17/23
 Double figures in 20 straight games Ray Harrison (21), 11/26/22 - 2/17/23
 Double figures in 30 straight games DeWayne Russell (33), 3/1/16 - 3/4/17

Five players scored in double figures vs. Park (5), 2/21/23
 Six players scored in double figures vs. Benedictine Mesa (6), 11/26/22
 Four players scored 15 or more points at California Baptist (4), 2/8/20

Double-double Gabe McGlothan (12p/10r), 2/24/23, vs. Seattle U
 Double-double (points / assists) Casey Benson, 1/23/18, 12p/10a, vs. William Jessup
 Double-double in two straight games Gabe McGlothan (2), 12/17/22-12/20/22
 Double-double in three straight games Asbjørn Midtgaard (5), 1/31/21-2/27/21
 Double-double in four straight games Asbjørn Midtgaard (5), 1/31/21-2/27/21
 Two players with double-double Midtgaard (14/11) & Lever (19/10), 2/20/21, vs. CBU
 Triple-double never happened

20 points, 10 rebounds Gabe McGlothan (27p/11r), 2/15/23, vs. UTRGV
 30 points, 10 rebounds Alessandro Lever, 2/20/18, 30p/10r, vs. Seattle U
 20 points, 10 assists DeWayne Russell, 21p/11a, 1/7/17 vs. Utah Valley

Made 10 FG in a game Ray Harrison (10), 3/1/23 at Southern Utah
 Made 12 FG in a game Gabe McGlothan (12), 2/15/23 vs. UTRGV
 Made 15 FG in a game Michael Finke (16) 2/14/19, at Kansas City

Attempted 15 FG in a game Ray Harrison (16), 3/1/23 at Southern Utah
 Attempted 17 FG in a game Gabe McGlothan (18), 2/15/23 vs. UTRGV
 Attempted 20 FG in a game Ray Harrison (20), 2/11/23, at Seattle U

Made five 3-pointers in a game Walter Ellis (5), 2/21/23 vs. Park
 Made six 3-pointers in a game Chance McMillian (6), 2/4/23, vs. Stephen F. Austin
 Made seven 3-pointers in a game Ray Harrison (7), 1/18/23, vs. Utah Tech
 Made eight 3-pointers in a game Josh Braun (9), 2/23/17, vs. Chicago State
 Made nine 3-pointers in a game Josh Braun (9), 2/23/17, vs. Chicago State
 Attempted 10 3-pointers in a game Walter Ellis (12), 2/21/23 vs. Park
 Attempted 12 3-pointers in a game Walter Ellis (12), 2/21/23 vs. Park

IN A CONFERENCE GAME...

Scored 25 Points Ray Harrison, 29, 3/1/23, at Southern Utah
 Scored 30 Points Ray Harrison, 38, 1/18/23, vs. Utah Tech
 Scored 35 Points Ray Harrison, 38, 1/18/23, vs. Utah Tech
 Scored 40 Points never happened

Scored 20 points in a half Michael Finke, 24, 2nd, 3/2/19 vs. CSU Bakersfield
 Scored 25 points in a half never happened

Two players had 20 points Harrison (27), McMillian (21), McGlothan (20), 2/17/23 vs. ACU
 Two players had 25 points Garrison (31) and Larson (27), 2/27/14, vs. Kansas City
 Three players had 20 points Harrison (27), McMillian (21), McGlothan (20), 2/17/23 vs. ACU

Scored 20 points in two straight games Alessandro Lever (2), 2/20/20-2/22/20
 Scored 20 points in three straight games Carlos Johnson (3), 1/19/19 - 2/2/19
 Scored 20 points in four straight games never happened
 Scored 20 points in five straight games never happened
 Scored 30 points in two straight games never happened

Double figures in 10 straight games Ray Harrison (14), 12/29/22 - 2/17/23
 Double figures in 15 straight games Carlos Johnson (18), 2/16/19 - 2/27/20
 Double figures in 20 straight games never happened

Five players scored in double figures vs. Utah Valley (5), 1/21/23
 Six players scored in double figures never happened
 Four players scored 15 or more points at California Baptist (4), 2/8/20

Double-double Gabe McGlothan (12p/10r), 2/24/23, vs. Seattle U
 Double-double (points / assists) DeWayne Russell, 1/7/17, 21p/11a, vs. Utah Valley
 Double-double in two straight games Gabe McGlothan (2), 2/26/22-3/3/22
 Double-double in three straight games Asbjørn Midtgaard (5), 1/31/21-2/27/21
 Double-double in four straight games Asbjørn Midtgaard (5), 1/31/21-2/27/21
 Two players with double-double Midtgaard (14/11) & Lever (19/10), 2/20/21, vs. CBU
 Triple-double never happened

20 points, 10 rebounds Gabe McGlothan (27p/11r), 2/15/23, vs. UTRGV
 30 points, 10 rebounds Alessandro Lever, 2/20/18, 30p/10r, vs. Seattle U
 20 points, 10 assists DeWayne Russell, 21p/11a, 1/7/17 vs. Utah Valley

Made 10 FG in a game Ray Harrison (10), 3/1/23 at Southern Utah
 Made 12 FG in a game Gabe McGlothan (12), 2/15/23 vs. UTRGV
 Made 15 FG in a game Michael Finke (16) 2/14/19, at Kansas City

Attempted 15 FG in a game Ray Harrison (16), 3/1/23 at Southern Utah
 Attempted 17 FG in a game Gabe McGlothan (18), 2/15/23 vs. UTRGV
 Attempted 20 FG in a game Ray Harrison (20), 2/11/23, at Seattle U

Made five 3-pointers in a game Chance McMillian (6), 2/4/23, vs. Stephen F. Austin
 Made six 3-pointers in a game Chance McMillian (6), 2/4/23, vs. Stephen F. Austin
 Made seven 3-pointers in a game Ray Harrison (7), 1/18/23, vs. Utah Tech
 Made eight 3-pointers in a game Josh Braun (9), 2/23/17, vs. Chicago State
 Made nine 3-pointers in a game Josh Braun (9), 2/23/17, vs. Chicago State
 Attempted 10 3-pointers in a game Holland Woods II (10), 2/4/21, vs. Seattle U
 Attempted 12 3-pointers in a game Josh Braun (19), 2/23/17, vs. Chicago State



INDIVIDUAL

IN ANY GAME...

Made a 3-pointer in 10 straight games Jovan Blacksher Jr. (19), 3/13/21 – 1/22/22
 Made a 3-pointer in 15 straight games Jovan Blacksher Jr. (19), 3/13/21 – 1/22/22
 Made a 3-pointer in 20 straight games Josh Braun (21), 1/7/17 – 11/25/17

Made 10 free throws Ray Harrison (10), 2/17/23, vs. Abilene Christian
 Made 15 free throws Josh Braun (17), 1/16/16 vs. Utah Valley
 Made 16 free throws Josh Braun (17), 1/16/16 vs. Utah Valley
 Made 17 free throws Josh Braun (17), 1/16/16 vs. Utah Valley
 Attempted 15 free throws Alessandro Lever (17), 3/8/18, vs UMKC (WAC Quarter)
 Attempted 18 free throws Josh Braun (19), 1/16/16 vs. Utah Valley
 Attempted 19 free throws Josh Braun (19), 1/16/16 vs. Utah Valley
 Attempted 20 free throws Jerome Garrison (20), 1/23/14 vs. Idaho

12 rebounds Aidan Igiehon (12), 2/21/23 vs. Park
 13 rebounds Gabe McGlothan (13), 1/5/23 at Sam Houston
 14 rebounds Gabe McGlothan (18), 11/22/22 vs. Northern Iowa
 15 rebounds Gabe McGlothan (18), 11/22/22 vs. Northern Iowa
 16 rebounds Gabe McGlothan (18), 11/22/22 vs. Northern Iowa
 20 rebounds Killian Larson (20), 2/22/14 at Idaho

10 rebounds in a half Yvan Ouedraogo (11, 2nd), 12/18/21 vs. San Francisco
 11 rebounds in a half Yvan Ouedraogo (11, 2nd), 12/18/21 vs. San Francisco
 12 rebounds in a half Asbjørn Midtgaard (12, 2nd), 11/25/20 vs. Grambling State
 13 rebounds in a half never happened

10+ rebounds in two straight games Gabe McGlothan (4), 12/17/22 – 1/5/23
 10+ rebounds in three straight games Gabe McGlothan (4), 12/17/22 – 1/5/23
 10+ rebounds in four straight games Gabe McGlothan (4), 12/17/22 – 1/5/23
 Two players had 10 rebounds Midtgaard (11) & Lever (10), 2/19/21 vs. CBU
 Three players had 10 rebounds never happened

6 assists Kobe Knox (7) and Chance McMillian (6), 2/21/23, vs. Park
 7 assists Kobe Knox (7), 2/21/23, vs. Park
 8 assists Jovan Blacksher Jr. (8), 11/24/21 vs. Life Pacific
 9 assists Jovan Blacksher Jr. (9), 3/5/21 vs. Utah Valley
 10 assists Jovan Blacksher Jr. (10), 11/19/19, vs. Montana State
 11 assists DeWayne Russell (11), 1/7/17, vs. Utah Valley
 12 assists DeWayne Russell (12), 12/13/15 vs. Nebraska-Omaha

7+ assists in two straight games Jovan Blacksher Jr. (2), 2/27/21 – 3/5/21

Two players with 5+ assists Knox (7) and McMillian (6), 2/21/23, vs. Park

4 blocks Isaiah Carr (4), 2/21/23 vs. Park
 5 blocks Kobe Knox (5), 2/15/23 vs. UTRGV
 6 blocks never happened

5 steals Jovan Blacksher Jr. (7), 11/18/22 vs. Grambling State
 6 steals Jovan Blacksher Jr. (7), 11/18/22 vs. Grambling State
 7 steals Jovan Blacksher Jr. (7), 11/18/22 vs. Grambling State

Played every minute Alessandro Lever (40), 2/20/20 at Seattle U
 Fouled out Walter Ellis, 2/17/23, vs. Abilene Christian
 Two players fouled out Ray Harrison & Gabe McGlothan, 1/21/23, vs. Utah Valley
 Three players fouled out McGlothan, Ellis, McMillian, Zdor, 1/29/22, at NM State

IN A CONFERENCE GAME...

Made a 3-pointer in 10 straight games Jovan Blacksher Jr. (10), 2/19/21 – 1/22/22
 Made a 3-pointer in 15 straight games Josh Braun (22), 2/27/16 – 1/20/18
 Made a 3-pointer in 20 straight games Josh Braun (22), 2/27/16 – 1/20/18

Made 10 free throws Ray Harrison (10), 2/17/23, vs. Abilene Christian
 Made 15 free throws Josh Braun (17), 1/16/16 vs. Utah Valley
 Made 16 free throws Josh Braun (17), 1/16/16 vs. Utah Valley
 Made 17 free throws Josh Braun (17), 1/16/16 vs. Utah Valley
 Attempted 15 free throws Alessandro Lever (15), 2/22/18, vs. Seattle U
 Attempted 18 free throws Josh Braun (19), 1/16/16 vs. Utah Valley
 Attempted 19 free throws Josh Braun (19), 1/16/16 vs. Utah Valley
 Attempted 20 free throws Jerome Garrison (20), 1/23/14 vs. Idaho

12 rebounds Gabe McGlothan (12), 2/4/23 vs. Stephen F. Austin
 13 rebounds Gabe McGlothan (13), 1/5/23 at Sam Houston
 14 rebounds Asbjørn Midtgaard (16), 2/27/21 at Seattle U
 15 rebounds Asbjørn Midtgaard (16), 2/27/21 at Seattle U
 16 rebounds Asbjørn Midtgaard (16), 2/27/21 at Seattle U
 20 rebounds Killian Larson (20), 2/22/14 at Idaho

10 rebounds in a half Trey Drechsel (10, 1st), 1/5/19, vs Seattle U
 11 rebounds in a half Killian Larson (12, 2nd), 1/30/14, vs Chicago State
 12 rebounds in a half Killian Larson (12, 2nd), 1/30/14, vs Chicago State
 13 rebounds in a half never happened

10+ rebounds in two straight games Gabe McGlothan (3), 12/29/22 – 1/5/23
 10+ rebounds in three straight games Asbjørn Midtgaard (5), 1/30/21 – 2/27/21
 10+ rebounds in four straight games Asbjørn Midtgaard (5), 1/30/21 – 2/27/21
 Two players had 10 rebounds Midtgaard (11) & Lever (10), 2/19/21 vs. CBU
 Three players had 10 rebounds never happened

6 assists Ray Harrison (7), 2/11/23, at Seattle U
 7 assists Ray Harrison (7), 2/11/23, at Seattle U
 8 assists Jovan Blacksher Jr. (9), 3/5/21 vs. Utah Valley
 9 assists Jovan Blacksher Jr. (9), 3/5/21 vs. Utah Valley
 10 assists DeWayne Russell (11), 1/7/17, vs. Utah Valley
 11 assists DeWayne Russell (11), 1/7/17, vs. Utah Valley
 12 assists never happened

7+ assists in two straight games Jovan Blacksher Jr. (2), 2/27/21 – 3/5/21

Two players with 5+ assists Woods II & Blacksher Jr. (5), 3/5/22 vs. Dixie State

4 blocks Kobe Knox (5), 2/15/23 vs. UTRGV
 5 blocks Kobe Knox (5), 2/15/23 vs. UTRGV
 6 blocks never happened

4 steals Jovan Blacksher Jr. (4), 1/29/22 at New Mexico State
 5 steals Gerard Martin (5), 2/2/109 at CSU Bakersfield
 6 steals never happened

Played every minute Alessandro Lever (40), 2/20/20 at Seattle U
 Fouled out Walter Ellis, 2/17/23, vs. Abilene Christian
 Two players fouled out Ray Harrison & Gabe McGlothan, 1/21/23, vs. Utah Valley
 Three players fouled out McGlothan, Ellis, McMillian, Zdor, 1/29/22, at NM State



Scored at least... (game)

81	82	83	84	85	86	87	88	89	90	91	92	93	94	95	96	97	98	99	100
3/1/23 at SUU	3/1/23 at SUU	3/1/23 at SUU	2/21/23 vs. PARK	2/21/23 vs. PARK	2/21/23 vs. PARK	2/21/23 vs. PARK	2/21/23 vs. PARK	2/21/23 vs. PARK	2/21/23 vs. PARK	2/21/23 vs. PARK	2/21/23 vs. PARK	2/21/23 vs. PARK	2/21/23 vs. PARK	2/21/23 vs. PARK	2/21/23 vs. PARK	2/21/23 vs. PARK	2/21/23 vs. PARK	2/21/23 vs. PARK	2/21/23 vs. PARK
83	83	83	111	111	111	111	111	111	111	111	111	111	111	111	111	111	111	111	111
101	102	103	104	105	106	107	108	109	110	111	112	113	114	115	116	117	118	119	120
2/21/23 vs. PARK	2/21/23 vs. PARK	2/21/23 vs. PARK	2/21/23 vs. PARK	2/21/23 vs. PARK	2/21/23 vs. PARK	2/21/23 vs. PARK	2/21/23 vs. PARK	2/21/23 vs. PARK	2/21/23 vs. PARK	2/21/23 vs. PARK	1/15/21 vs. BETH	1/15/21 vs. BETH	1/15/21 vs. BETH	1/15/21 vs. BETH	1/15/21 vs. BETH	1/15/21 vs. BETH	1/15/21 vs. BETH	1/15/21 vs. BETH	1/15/21 vs. BETH
111	111	111	111	111	111	111	111	111	111	111	121	121	121	121	121	121	121	121	121

Scored at least... (first half)

45	46	47	48	49	50	51	52	53	54	55	56	57	58	59	60	61	62	63	64	
2/21/23 vs. PARK	2/21/23 vs. PARK	2/21/23 vs. PARK	2/21/23 vs. PARK	2/21/23 vs. PARK	2/21/23 vs. PARK	2/21/23 vs. PARK	2/21/23 vs. PARK	2/21/23 vs. PARK	2/21/23 vs. PARK	2/21/23 vs. PARK	2/21/23 vs. PARK	2/21/23 vs. PARK	2/21/23 vs. PARK	2/21/23 vs. PARK	2/21/23 vs. PARK	2/21/23 vs. PARK	2/21/23 vs. PARK	1/15/21 vs. BETH	1/15/21 vs. BETH	
62	62	62	62	62	62	62	62	62	62	62	62	62	62	62	62	62	62	62	67	67

Scored at least... (second half)

45	46	47	48	49	50	51	52	53	54	55	56	57	58	59	60	61	62	63	64
3/1/23 at SUU	3/1/23 at SUU	3/1/23 at SUU	3/1/23 at SUU	2/21/23 vs. PARK	1/12/23 vs. UTA	1/12/23 vs. UTA	1/12/23 vs. UTA	11/26/22 vs. BEN	11/26/22 vs. BEN	11/26/22 vs. BEN	11/26/22 vs. BEN	11/9/22 vs. SDCC	11/9/22 vs. SDCC						
48	48	48	48	49	52	52	52	56	56	56	56	58	58						

Lowest scoring opponent first halves (D-I era)

1	14	Home	*Coppin State	Nov. 25, 2016	29-14
2	15	Home	*Grambling State	Nov. 18, 2022	42-15
3	16	Home	*Mississippi Valley State	Dec. 4, 2021	38-16
t-4	17	Home	*Florida A&M	Nov. 10, 2017	35-17
	17	Home	*Arkansas-Pine Bluff	Dec. 22, 2016	42-17
t-6	18	Home	*Grambling State	Nov. 9, 2021	40-18
	18	Home	Bethesda	Jan. 16, 2021	44-18
	18	Home	*Chicago State	Feb. 15, 2020	34-18
	18	Home	*Montana State	Nov. 17, 2014	28-18
t-10	19	Home	*California Baptist	Feb. 5, 2022	28-19
	19	Neutral	*San Francisco	Dec. 18, 2021	22-19
	19	Home	*Mississippi Valley State	Dec. 18, 2017	33-19

Highest scoring GCU first halves (D-I era)

1	67	Home	Bethesda	Jan. 15, 2021	67-40
t-2	62	Home	Park (Ariz.)	Feb. 21, 2023	62-23
t-3	54	Home	Benedictine Mesa	Nov. 26, 2022	54-24
	54	Home	Benedictine Mesa	Feb. 9, 2016	54-42
t-5	51	Home	Benedictine Mesa	Nov. 28, 2020	51-34
	51	Away	*Chicago State	Feb. 16, 2019	51-23
	51	Home	Bethesda	Jan. 31, 2017	51-23
t-8	50	Home	*Abilene Christian	Jan. 13, 2022	50-37
	50	Away	*California Baptist	Feb. 8, 2020	50-39
	50	Home	*Incarnate Word	Dec. 17, 2014	50-39

Lowest scoring opponent second halves (D-I era)

1	15	Home	Park (Ariz.)	Feb. 21, 2023	62-23
t-2	18	Home	*UT Arlington	Jan. 12, 2023	52-18
	18	Home	*Montana State	Nov. 7, 2022	41-18
	18	Home	Western New Mexico	Nov. 16, 2013	54-18
t-5	19	Home	*Sam Houston	Feb. 26, 2022	32-19
	19	Away	*Tarleton	Jan. 9, 2021	30-19
	19	Home	*Mississippi Valley State	Dec. 18, 2017	38-19
	19	Away	*UT Rio Grande Valley	Feb. 6, 2016	64-58

Highest scoring GCU second halves (D-I era)

1	58	Home	San Diego Christian	Nov. 9, 2022	58-29
2	56	Home	Benedictine Mesa	Nov. 26, 2022	56-29
t-3	54	Home	Bethesda	Jan. 16, 2021	54-29
	54	Home	Bethesda	Jan. 15, 2021	54-22
	54	Neutral	*Morgan State	Dec. 27, 2017	54-41
	54	Home	*Texas-Pan American	Jan. 2, 2014	54-49
	54	Home	Vanguard	Dec. 3, 2013	54-35
	54	Home	Western New Mexico	Nov. 16, 2013	54-18
t-9	53	Home	*Mississippi Valley State	Dec. 4, 2021	53-28
	53	Away	*California Baptist	Feb. 8, 2020	53-59
	53	Home	*Chicago State	Feb. 3, 2018	53-28

Lowest scoring opponent games (D-I era)

1	37	Home	*Coppin State	Nov. 25, 2016	70-37
t-2	38	Home	Park (Ariz.)	Feb. 21, 2023	111-38
	38	Home	*Mississippi Valley State	Dec. 18, 2017	71-38
t-4	41	Home	Western New Mexico	Nov. 16, 2013	91-41
	41	Home	*Sam Houston	Feb. 26, 2022	67-41
6	44	Home	*Mississippi Valley State	Dec. 4, 2021	91-44
t-7	45	Home	*Montana State	Nov. 17, 2014	61-45
	45	Away	*San Diego State	Dec. 18, 2015	52-45
t-9	46	Home	*Alcorn State	Nov. 19, 2015	79-46
	46	Home	*Chicago State	Jan. 17, 2019	80-46
	46	Away	*Dixie State	Jan. 23, 2021	81-46

Highest scoring GCU games (D-I era)

1	121	Home	Bethesda	Jan. 15, 2021	121-62
2	111	Home	Park (Ariz.)	Feb. 21, 2023	111-38
3	110	Home	Benedictine Mesa	Nov. 26, 2022	110-53
4	104	Home	*Omaha	Dec. 13, 2015	104-108
5	103	Away	*California Baptist	Feb. 8, 2020	103-98
6	101	Home	San Diego Christian	Nov. 9, 2022	101-50
7	100	Neutral	*Morgan State	Dec. 27, 2017	100-74
8	99	Home	*Utah Valley	Jan. 16, 2016	99-88
9	98	Home	Bethesda	Jan. 16, 2021	98-47
t-10	96	Home	*Arkansas State	Nov. 16, 2018	96-72
	96	Home	William Jessup	Jan. 23, 2018	96-80

Biggest halftime leads (D-I era)

1	39	Home	Park (Ariz.)	Feb. 21, 2023	62-23
2	30	Home	Benedictine Mesa	Nov. 26, 2022	54-24
3	28	Home	Bethesda	Jan. 31, 2017	51-23
t-4	27	Home	*Grambling State	Nov. 18, 2022	42-15
	27	Home	Bethesda	Jan. 15, 2021	67-40
6	26	Home	Bethesda	Jan. 16, 2021	44-18
7	25	Home	*Arkansas-Pine Bluff	Dec. 22, 2016	42-17

Biggest winning margins (D-I era)

1	73	Home	Park (Ariz.)	Feb. 21, 2023	111-38
2	59	Home	Bethesda	Jan. 15, 2021	121-62
3	57	Home	Benedictine Mesa	Nov. 26, 2022	110-53
t-4	51	Home	San Diego Christian	Nov. 9, 2022	101-50
	51	Home	Bethesda	Jan. 16, 2021	98-47
5	50	Home	Western New Mexico	Nov. 16, 2013	91-41
6	47	Home	*Mississippi Valley State	Dec. 4, 2021	91-44
7	42	Home	*Delaware State	Nov. 10, 2018	89-47
8	40	Home	*Arkansas-Pine Bluff	Dec. 22, 2016	89-49
9	39	Home	*Mississippi Valley State	Dec. 1, 2020	88-49

*asterisks denote D-I opponents



Slowest opponent first scores (D-I era)

1	11:58	Home	*Mississippi Valley State	Nov. 23, 2015	W 94-60
2	13:14	Home	*Kansas City	Jan. 19, 2019	W 78-50
3	13:19	Away	*Chicago State	Feb. 16, 2019	W 90-59
4	13:36	Home	Bethesda	Jan. 31, 2017	W 95-66
5	14:06	Home	*Alcorn State	Nov. 29, 2022	W 80-72
6	14:31	Neutral	*Nevada	Dec. 9, 2018	L 74-66
7	14:34	Away	*Utah Valley	Jan. 15, 2015	W 83-74
8	14:36	Away	*Utah Valley	Jan. 27, 2018	L 68-56
9	14:52	Home	*Grambling State	Nov. 18, 2022	W 81-48
10	15:20	Neutral	*New Mexico State	March 16, 2019	L 89-57



Game Records

Record	Overall	Home	Away	Neutral
ALL GAMES	19-11	14-4	4-5	1-2
CONFERENCE	9-7	6-3	3-4	0-0
NON-CONFERENCE	10-4	8-1	1-1	1-2

Score by Periods

Team	1st	2nd	OT	TOT
Grand Canyon	1032	1175	30	2237
Opponents	939	1026	16	1981

Team Box Score

No.	Player	Total			3-Point		F-Throw		Rebounds				PF		DQ		A		TO		BLK		STL		PTS		AVG	
		GP-GS	MIN	AVG	FG-FGA	FG%	3FG-3FGA	3FG%	FT-FTA	FT%	OFF	DEF	TOT	AVG	P	D	A	T	B	S	P	S	P	A	P	A		
0	HARRISON, Ray	30-30	949:40	31.7	164-382	.429	40-127	.315	147-190	.774	20	95	115	3.8	61	1	96	74	7	18	515	17.2						
30	MCGLOTHAN, Gabe	30-30	860:10	28.7	129-259	.498	26-83	.313	69-94	.734	78	158	236	7.9	74	1	25	50	20	17	353	11.8						
2	MCMILLIAN, Chance	30-18	847:08	28.2	120-245	.490	48-108	.444	32-46	.696	20	77	97	3.2	66	2	58	51	5	21	320	10.7						
10	BLACKSHER JR., Jovan	12-12	331:23	27.6	46-118	.390	10-41	.244	26-32	.813	4	24	28	2.3	22	1	29	18	3	18	128	10.7						
20	BAUMANN, Noah	30-3	636:57	21.2	67-162	.414	48-117	.410	39-44	.886	17	85	102	3.4	42	0	22	21	5	10	221	7.4						
22	BAKER, Josh	25-16	580:20	23.2	56-143	.392	32-86	.372	22-31	.710	5	60	65	2.6	50	0	65	46	8	16	166	6.6						
24	OUEDRAOGO, Yvan	22-21	518:28	23.6	44-84	.524	0-0	.000	31-56	.554	46	75	121	5.5	56	0	7	21	16	15	119	5.4						
3	KNOX, Kobe	28-10	435:07	15.5	52-107	.486	18-49	.367	24-38	.632	18	33	51	1.8	47	0	31	22	21	16	146	5.2						
55	ELLIS, Walter	27-1	344:07	12.7	37-78	.474	30-66	.455	16-18	.889	7	52	59	2.2	37	1	13	6	1	9	120	4.4						
33	SHAW, Isaiah	7-0	64:31	9.2	11-25	.440	7-13	.538	2-3	.667	6	5	11	1.6	4	0	4	3	0	2	31	4.4						
13	IGIEHON, Aidan	30-3	313:14	10.4	30-66	.455	0-3	.000	22-34	.647	36	68	104	3.5	43	2	7	23	12	4	82	2.7						
21	LANDERS, Logan	13-0	94:39	7.3	12-22	.545	2-10	.200	2-3	.667	7	12	19	1.5	14	0	6	5	0	1	28	2.2						
23	CARR, Isaiah	8-6	74:16	9.3	2-7	.286	0-0	.000	4-8	.500	5	11	16	2.0	17	0	1	3	8	3	8	1.0						
Team											57	46	103				24											
Total		30	6050		770-1698	.453	261-703	.371	436-597	.730	326	801	1127	37.6	533	8	364	367	106	150	2237	74.6						
Opponents		30	6050		711-1767	.402	184-572	.322	375-539	.696	339	682	1021	34.0	535	19	300	336	75	173	1981	66.0						

Team Statistics

	GCU	OPP
Scoring	2237	1981
Points per game	74.6	66.0
Scoring margin	+8.5	-
Field goals-att	770-1698	711-1767
Field goal pct	.453	.402
3 point fg-att	261-703	184-572
3-point FG pct	.371	.322
3-pt FG made per game	8.7	6.1
Free throws-att	436-597	375-539
Free throw pct	.730	.696
F-Throws made per game	14.5	12.5
Rebounds	1127	1021
Rebounds per game	37.6	34.0
Rebounding margin	+3.5	-
Assists	364	300
Assists per game	12.1	10.0
Turnovers	367	336
Turnovers per game	12.2	11.2
Turnover margin	-1.0	-
Assist/turnover ratio	1.0	0.9
Steals	150	173
Steals per game	5.0	5.8
Blocks	106	75
Blocks per game	3.5	2.5
Winning streak	1	-
Home win streak	0	-
Attendance	118159	25793
Home games-Avg/Game	18-6564	9-2866
Neutral site-Avg/Game	-	3-1802

Team Results

Date	Opponent		Score	Att.
11/07/2022	Montana St.	W	60-54	7171
11/09/2022	San Diego Christian	W	101-50	6891
11/12/2022	at Nevada	L	46-59	5705
11/18/2022	Grambling	W	81-48	7166
11/21/2022	vs Wichita St.	L	43-55	425
11/22/2022	vs UNI	W	69-67	201
11/26/2022	Benedictine Mesa	W	110-53	6873
11/29/2022	Alcorn	W	80-72	6713
12/03/2022	at Wyoming	W	66-58	4472
12/07/2022	LMU (CA)	L	65-69	7011
12/10/2022	vs North Texas	L	58-60	4781
12/17/2022	Pepperdine	Wot	83-73	7072
12/20/2022	Idaho St.	W	68-66	6804
12/29/2022	California Baptist	W	73-59	7316
01/05/2023	at Sam Houston	Wot	72-68	777
01/07/2023	at SFA	L	68-73	3286
01/12/2023	UT Arlington	W	80-48	6982
01/14/2023	at California Baptist	L	74-79	5050
01/18/2023	Utah Tech	W	89-85	6041
01/21/2023	Utah Valley	L	74-76	7007
01/26/2023	at Abilene Christian	W	75-73	1889
01/28/2023	at Tarleton St.	L	62-81	2155
02/04/2023	SFA	W	86-83	7095
02/08/2023	New Mexico St.	W	78-67	7076
02/11/2023	at Seattle U	L	58-63	999
02/15/2023	UTRGV	L	76-77	6039
02/17/2023	Abilene Christian	W	94-84	7438
02/21/2023	Park (AZ)	W	111-38	50
02/24/2023	Seattle U	L	54-65	7414
03/01/2023	at Southern Utah	W	83-78	1460



Game Records

Record	Overall	Home	Away	Neutral
ALL GAMES	9-7	6-3	3-4	0-0
CONFERENCE	9-7	6-3	3-4	0-0
NON-CONFERENCE	0-0	0-0	0-0	0-0

Score by Periods

Team	1st	2nd	OT	TOT
Grand Canyon	526	655	15	1196
Opponents	548	600	11	1159

Team Box Score

No.	Player				Total		3-Point		F-Throw		Rebounds											
		GP-GS	MIN	AVG	FG-FGA	FG%	3FG-3FGA	3FG%	FT-FTA	FT%	OFF	DEF	TOT	AVG	PF	DQ	A	TO	BLK	STL	PTS	AVG
0	HARRISON, Ray	16-16	555:26	34.7	106-229	.463	23-66	.348	98-128	.766	13	66	79	4.9	43	1	54	54	3	11	333	20.8
2	MCMILLIAN, Chance	16-14	530:60	33.2	79-155	.510	28-66	.424	23-32	.719	11	47	58	3.6	43	2	32	36	4	13	209	13.1
30	MCGLOTHAN, Gabe	16-16	482:13	30.1	71-144	.493	13-44	.295	46-58	.793	44	75	119	7.4	45	1	13	32	9	7	201	12.6
20	BAUMANN, Noah	16-0	360:33	22.5	38-87	.437	27-60	.450	33-36	.917	14	41	55	3.4	27	0	10	16	3	8	136	8.5
10	BLACKSHER JR., Jovan	2-2	36:27	18.2	6-15	.400	1-6	.167	2-2	1.000	1	6	7	3.5	5	0	1	2	0	3	15	7.5
22	BAKER, Josh	13-7	277:37	21.4	24-65	.369	17-42	.405	9-13	.692	3	23	26	2.0	28	0	28	18	6	5	74	5.7
3	KNOX, Kobe	16-9	312:18	19.5	31-68	.456	13-34	.382	16-25	.640	14	22	36	2.3	33	0	15	11	17	8	91	5.7
24	OUEDRAOGO, Yvan	9-8	215:54	24.0	16-35	.457	0-0	.000	9-19	.474	15	27	42	4.7	24	0	2	10	11	6	41	4.6
55	ELLIS, Walter	15-0	217:32	14.5	18-35	.514	14-29	.483	7-8	.875	0	28	28	1.9	24	1	9	3	1	4	57	3.8
13	IGIEHON, Aidan	16-2	160:17	10.0	13-27	.481	0-1	.000	9-15	.600	15	30	45	2.8	25	1	4	16	7	4	35	2.2
23	CARR, Isaiah	7-6	61:05	8.7	1-6	.167	0-0	.000	2-6	.333	5	7	12	1.7	14	0	1	1	4	1	4	0.6
21	LANDERS, Logan	4-0	14:37	3.7	0-0	.000	0-0	.000	0-0	.000	0	1	1	0.3	6	0	0	0	0	0	0	0.0
Team											23	21	44				13					
Total		16	3225		403-866	.465	136-348	.391	254-342	.743	158	394	552	34.5	317	6	169	212	65	70	1196	74.8
Opponents		16	3225		410-943	.435	104-291	.357	235-340	.691	189	359	548	34.3	299	10	177	160	33	100	1159	72.4

Team Statistics

	GCU	OPP
Scoring	1196	1159
Points per game	74.8	72.4
Scoring margin	+2.3	-
Field goals-att	403-866	410-943
Field goal pct	.465	.435
3 point fg-att	136-348	104-291
3-point FG pct	.391	.357
3-pt FG made per game	8.5	6.5
Free throws-att	254-342	235-340
Free throw pct	.743	.691
F-Throws made per game	15.9	14.7
Rebounds	552	548
Rebounds per game	34.5	34.3
Rebounding margin	+0.3	-
Assists	169	177
Assists per game	10.6	11.1
Turnovers	212	160
Turnovers per game	13.3	10.0
Turnover margin	-3.3	-
Assist/turnover ratio	0.8	1.1
Steals	70	100
Steals per game	4.4	6.3
Blocks	65	33
Blocks per game	4.1	2.1
Winning streak	1	-
Home win streak	0	-
Attendance	62408	15616
Home games-Avg/Game	9-6934	7-2231
Neutral site-Avg/Game	-	0-0

Team Results

Date	Opponent		Score	Att.
12/29/2022	California Baptist	W	73-59	7316
01/05/2023	at Sam Houston	Wot	72-68	777
01/07/2023	at SFA	L	68-73	3286
01/12/2023	UT Arlington	W	80-48	6982
01/14/2023	at California Baptist	L	74-79	5050
01/18/2023	Utah Tech	W	89-85	6041
01/21/2023	Utah Valley	L	74-76	7007
01/26/2023	at Abilene Christian	W	75-73	1889
01/28/2023	at Tarleton St.	L	62-81	2155
02/04/2023	SFA	W	86-83	7095
02/08/2023	New Mexico St.	W	78-67	7076
02/11/2023	at Seattle U	L	58-63	999
02/15/2023	UTRGV	L	76-77	6039
02/17/2023	Abilene Christian	W	94-84	7438
02/24/2023	Seattle U	L	54-65	7414
03/01/2023	at Southern Utah	W	83-78	1460

Opponent	Date	Score	W	Total		3-Pointers		Free throws		Rebounds				PF	A	TO	BLK	STL	PTS	AVG
				FG-FGA	PCT	3FG-3FGA	PCT	FT-FTA	PCT	OFF	DEF	TOT	AVG							
Montana St.	11/07/2022	60-54	W	23-53	.434	6-21	.286	8-14	.571	8	26	34	34.0	19	8	10	1	4	60	60.0
San Diego Christian	11/09/2022	101-50	W	38-67	.567	11-34	.324	14-19	.737	10	31	41	37.5	17	18	11	4	7	101	80.5
at Nevada	11/12/2022	46-59	L	16-55	.291	5-23	.217	9-12	.750	10	28	38	37.7	18	7	9	1	1	46	69.0
Grambling	11/18/2022	81-48	W	28-66	.424	14-38	.368	11-16	.688	15	34	49	40.5	18	16	14	1	14	81	72.0
vs Wichita St.	11/21/2022	43-55	L	16-59	.271	4-23	.174	7-9	.778	16	22	38	40.0	7	7	12	2	3	43	66.2
vs UNI	11/22/2022	69-67	W	26-60	.433	8-23	.348	9-15	.600	14	30	44	40.7	19	11	9	3	3	69	66.7
Benedictine Mesa	11/26/2022	110-53	W	43-72	.597	15-35	.429	9-13	.692	12	40	52	42.3	12	24	9	3	6	110	72.9
Alcorn	11/29/2022	80-72	W	27-49	.551	10-21	.476	16-21	.762	9	22	31	40.9	15	17	12	7	3	80	73.8
at Wyoming	12/03/2022	66-58	W	21-46	.457	8-19	.421	16-17	.941	1	29	30	39.7	10	10	11	2	7	66	72.9
LMU (CA)	12/07/2022	65-69	L	25-61	.410	6-22	.273	9-16	.563	15	20	35	39.2	17	10	14	2	5	65	72.1
vs North Texas	12/10/2022	58-60	L	16-45	.356	9-22	.409	17-25	.680	8	24	32	38.5	15	12	9	3	3	58	70.8
Pepperdine	12/17/2022	83-73	Wot	26-63	.413	4-19	.211	27-36	.750	15	35	50	39.5	21	16	13	4	5	83	71.8
Idaho St.	12/20/2022	68-66	W	26-64	.406	4-17	.235	12-18	.667	19	23	42	39.7	16	13	10	0	7	68	71.5
California Baptist	12/29/2022	73-59	W	25-64	.391	9-24	.375	14-21	.667	14	32	46	40.1	14	12	8	5	10	73	71.6
at Sam Houston	01/05/2023	72-68	Wot	23-51	.451	6-21	.286	20-25	.800	9	27	36	39.9	22	8	25	2	7	72	71.7
at SFA	01/07/2023	68-73	L	21-48	.438	6-21	.286	20-24	.833	10	20	30	39.3	17	14	16	2	5	68	71.4
UT Arlington	01/12/2023	80-48	W	28-48	.583	14-26	.538	10-15	.667	6	30	36	39.1	19	14	17	4	6	80	71.9
at California Baptist	01/14/2023	74-79	L	27-58	.466	4-22	.182	16-20	.800	12	24	36	38.9	25	10	9	3	2	74	72.1
Utah Tech	01/18/2023	89-85	W	28-51	.549	14-23	.609	19-23	.826	7	20	27	38.3	23	13	11	1	4	89	72.9
Utah Valley	01/21/2023	74-76	L	27-64	.422	6-21	.286	14-21	.667	21	22	43	38.5	20	8	13	4	4	74	73.0
at Abilene Christian	01/26/2023	75-73	W	24-47	.511	8-17	.471	19-24	.792	9	25	34	38.3	17	11	17	5	5	75	73.1
at Tarleton St.	01/28/2023	62-81	L	18-42	.429	10-25	.400	16-24	.667	6	12	18	37.4	19	10	11	2	4	62	72.6
SFA	02/04/2023	86-83	W	26-52	.500	11-23	.478	23-30	.767	9	20	29	37.0	22	13	15	6	2	86	73.2
New Mexico St.	02/08/2023	78-67	W	26-54	.481	9-26	.346	17-19	.895	6	29	35	36.9	23	7	12	4	4	78	73.4
at Seattle U	02/11/2023	58-63	L	22-64	.344	8-24	.333	6-8	.750	13	26	39	37.0	19	13	12	6	3	58	72.8
UTRGV	02/15/2023	76-77	L	30-64	.469	6-18	.333	10-19	.526	14	27	41	37.2	17	10	7	8	4	76	72.9
Abilene Christian	02/17/2023	94-84	W	30-45	.667	10-14	.714	24-33	.727	8	27	35	37.1	24	7	17	3	1	94	73.7
Park (AZ)	02/21/2023	111-38	W	36-72	.500	21-38	.553	18-24	.750	16	43	59	37.9	12	26	12	8	12	111	75.0
Seattle U	02/24/2023	54-65	L	18-55	.327	5-19	.263	13-17	.765	11	25	36	37.8	18	6	15	5	3	54	74.3
at Southern Utah	03/01/2023	83-78	W	30-59	.508	10-24	.417	13-19	.684	3	28	31	37.6	18	13	7	5	6	83	74.6
Total		2237		770-1698	.453	261-703	.371	436-597	.730	326	801	1127	37.6	533	364	367	106	150	2237	74.6
Opponents		1981		711-1767	.402	184-572	.322	375-539	.696	339	682	1021	34.0	535	300	336	75	173	1981	66.0

Grand Canyon Averages

Games Played	Points/game	FG Pct	3FG Pct	FT Pct	Rebounds/game	Assists/game	Turnovers/game	Assist/Turnover ratio	Steals/game	Blocks/game
30	74.6	45.3	37.1	73.0	37.6	12.1	12.2	1.0	5.0	3.5



Summary

Player	Season Statistics										Career Statistics									
	GP-GS	MIN/G	FG%	3FG%	FT%	R/G	A/G	STL	BLK	PTS/G	GP-GS	MIN/G	FG%	3FG%	FT%	R/G	A/G	STL	BLK	PTS/G
BAKER, Josh	25-16	23.2	.392	.372	.710	2.6	2.6	16	8	6.6	50-28	19.9	.381	.331	.823	1.9	2.0	24	10	5.3
BAUMANN, Noah	30-3	21.2	.414	.410	.886	3.4	0.7	10	5	7.4	153-68	19.9	.414	.423	.771	2.5	1.0	53	18	7.0
BLACKSHER JR., Jovan	12-12	27.6	.390	.244	.813	2.3	2.4	18	3	10.7	97-97	32.7	.414	.331	.764	3.8	4.0	157	8	12.7
CARR, Isaiah	8-6	9.3	.286	.000	.500	2.0	0.1	3	8	1.0	8-6	9.3	.286	.000	.500	2.0	0.1	3	8	1.0
ELLIS, Walter	27-1	12.7	.474	.455	.889	2.2	0.5	9	1	4.4	122-14	13.8	.422	.404	.759	1.9	0.5	59	33	4.4
HARRISON, Ray	30-30	31.7	.429	.315	.774	3.8	3.2	18	7	17.2	82-82	34.0	.392	.290	.806	4.3	3.0	81	20	17.1
IGIEHON, Aidan	30-3	10.4	.455	.000	.647	3.5	0.2	4	12	2.7	74-5	8.7	.523	.250	.532	2.7	0.1	9	25	2.4
KNOX, Kobe	28-10	15.5	.486	.367	.632	1.8	1.1	16	21	5.2	28-10	15.5	.486	.367	.632	1.8	1.1	16	21	5.2
LANDERS, Logan	13-0	7.3	.545	.200	.667	1.5	0.5	1	0	2.2	24-0	7.1	.500	.182	.667	1.3	0.3	2	0	1.7
MCGLOTHAN, Gabe	30-30	28.7	.498	.313	.734	7.9	0.8	17	20	11.8	116-71	23.7	.480	.328	.700	6.6	0.8	64	58	8.8
MCMILLIAN, Chance	30-18	28.2	.490	.444	.696	3.2	1.9	21	5	10.7	85-21	20.1	.448	.402	.759	2.5	1.5	49	8	7.0
OUEDRAOGO, Yvan	22-21	23.6	.524	.000	.554	5.5	0.3	15	16	5.4	107-83	20.2	.450	.000	.458	5.7	0.4	50	45	4.6
SHAW, Isaiah	7-0	9.2	.440	.538	.667	1.6	0.6	2	0	4.4	7-0	9.2	.440	.538	.667	1.6	0.6	2	0	4.4

Scoring

Player	Season Statistics								Career Statistics							
	FG-FGA	FG%	3FG-3FGA	3FG%	FT-FTA	FT%	PTS	PTS/G	FG-FGA	FG%	3FG-3FGA	3FG%	FT-FTA	FT%	PTS	PTS/G
BAKER, Josh	56-143	.392	32-86	.372	22-31	.710	166	6.6	83-218	.381	46-139	.331	51-62	.823	263	5.3
BAUMANN, Noah	67-162	.414	48-117	.410	39-44	.886	221	7.4	351-848	.414	253-598	.423	118-153	.771	1073	7.0
BLACKSHER JR., Jovan	46-118	.390	10-41	.244	26-32	.813	128	10.7	442-1068	.414	125-378	.331	220-288	.764	1229	12.7
CARR, Isaiah	2-7	.286	0-0	.000	4-8	.500	8	1.0	2-7	.286	0-0	.000	4-8	.500	8	1.0
ELLIS, Walter	37-78	.474	30-66	.455	16-18	.889	120	4.4	173-410	.422	132-327	.404	63-83	.759	541	4.4
HARRISON, Ray	164-382	.429	40-127	.315	147-190	.774	515	17.2	461-1175	.392	134-462	.290	350-434	.806	1406	17.1
IGIEHON, Aidan	30-66	.455	0-3	.000	22-34	.647	82	2.7	68-130	.523	1-4	.250	41-77	.532	178	2.4
KNOX, Kobe	52-107	.486	18-49	.367	24-38	.632	146	5.2	52-107	.486	18-49	.367	24-38	.632	146	5.2
LANDERS, Logan	12-22	.545	2-10	.200	2-3	.667	28	2.2	16-32	.500	2-11	.182	6-9	.667	40	1.7
MCGLOTHAN, Gabe	129-259	.498	26-83	.313	69-94	.734	353	11.8	376-783	.480	88-268	.328	180-257	.700	1020	8.8
MCMILLIAN, Chance	120-245	.490	48-108	.444	32-46	.696	320	10.7	219-489	.448	97-241	.402	63-83	.759	598	7.0
OUEDRAOGO, Yvan	44-84	.524	0-0	.000	31-56	.554	119	5.4	191-424	.450	0-0	.000	114-249	.458	496	4.6
SHAW, Isaiah	11-25	.440	7-13	.538	2-3	.667	31	4.4	11-25	.440	7-13	.538	2-3	.667	31	4.4

Totals

Player	Season Statistics									Career Statistics								
	O-REB	D-REB	TOTAL	PF	FO	A	TO	A/TO	O-REB	D-REB	TOTAL	PF	FO	A	TO	A/TO		
BAKER, Josh	5	60	65	50	0	65	46	1.4	13	81	94	76	0	99	61	1.6		
BAUMANN, Noah	17	85	102	42	0	22	21	1.0	47	329	376	171	0	154	173	0.9		
BLACKSHER JR., Jovan	4	24	28	22	1	29	18	1.6	47	321	368	198	7	392	195	2.0		
CARR, Isaiah	5	11	16	17	0	1	3	0.3	5	11	16	17	0	1	3	0.3		
ELLIS, Walter	7	52	59	37	1	13	6	2.2	21	211	232	169	3	66	59	1.1		
HARRISON, Ray	20	95	115	61	1	96	74	1.3	74	278	352	152	1	242	202	1.2		
IGIEHON, Aidan	36	68	104	43	2	7	23	0.3	67	134	201	97	3	8	48	0.2		
KNOX, Kobe	18	33	51	47	0	31	22	1.4	18	33	51	47	0	31	22	1.4		
LANDERS, Logan	7	12	19	14	0	6	5	1.2	13	19	32	24	0	7	7	1.0		
MCGLOTHAN, Gabe	78	158	236	74	1	25	50	0.5	234	527	761	318	9	91	161	0.6		
MCMILLIAN, Chance	20	77	97	66	2	58	51	1.1	44	170	214	142	3	127	97	1.3		
OUEDRAOGO, Yvan	46	75	121	56	0	7	21	0.3	264	351	615	199	0	44	124	0.4		
SHAW, Isaiah	6	5	11	4	0	4	3	1.3	6	5	11	4	0	4	3	1.3		



0

RAY HARRISON

GUARD • SOPHOMORE* • 6-4 • 195
GREENVILLE, S.C.
LEGACY EARLY COLLEGE
PRESBYTERIAN COLLEGE ('20-22)

CURRENT STATS

17.2	3.8	3.2	42.9	77.4	31.5
PPG	RPG	APG	FG%	FT%	3P%

TRACKING

	Season	Career
10+ points	24	70
10+ rebounds	0	2
5+ assists	7	14
Double-doubles	0	2
Led team in points	17	50

CAREER HIGHS

POINTS	REBS	ASSISTS	3-PT M
38	13	7	7
vs. Utah Tech Jan. 18, 2023	vs. Charleston S. Feb. 22, 2021	2 times, last: at Seattle U Feb. 11, 2023	vs. Utah Tech Jan. 18, 2023
FT M	STEALS	BLOCKS	MINUTES
13	4	2	50
vs. Charleston S. Feb. 22, 2021	at Gard.-Webb Jan. 12, 2022	3 times, last: at USC Upstate Feb. 16, 2022	at UNC Asheville Feb. 26, 2022
1st Half		2nd Half	
POINTS	21 , vs. Grambling State Nov. 18, 2022	19 , (3x) last vs. UT Jan. 18, 2023	
REB.	6 , (3x) last vs. USC Ups. Feb. 16, 2022	7 , vs. Charleston So. Feb. 22, 2021	

PURPLE shading denotes a career high set this season

SEASON HIGHS

POINTS	REBS	ASSISTS	3-PT M
38	9	7	7
vs. Utah Tech Jan. 18, 2023	at S. Utah March 1, 2023	2 times, last: at Seattle U Feb. 11, 2023	vs. Utah Tech Jan. 18, 2023
FT M	STEALS	BLOCKS	MINUTES
11	2	1	42
2 times, last: vs. SFA Feb. 4, 2023	3 times, last: at S. Utah March 1, 2023	7 times, last: vs. Seattle U Feb. 24, 2023	at Sam Houston Jan. 5, 2023

NOTES

THIS SEASON

- » **38!**: Matched GCU's No. 2 single-game scoring mark in its D-I era with 38-point outburst vs. Utah Tech on Jan. 18.
- » **1K**: Surpassed the 1,000-point mark for his career on Dec. 7 vs. Loyola Marymount.
- » **HE'S HERE**: After reaching double figures in one of his first six GCU games, posted a streak of 21 straight double-figure games that ended on Feb. 21.
- » **PRESEASON RESPECT**: Despite his status as a newcomer to the league, earned the preseason respect of the conference's coaches and earned a spot on the Preseason All-WAC Second Team.
- » **PRIORITY TO WIN**: Had tremendous individual success in two years at Presbyterian, but the Blue Hose went just 19-35 as a team. Transfers to GCU with a priority to help the team win: "In the recent places I've been, I haven't been able to win. Coming to GCU, winning is my No. 1 priority. I don't care about minutes played, points scored. Winning is No. 1 for me."

OTHER NOTES

- » **AWARDS**: Won 2021 Big South Freshman of the Year and was named to two All-Big South second teams.

GAME LOG

Opponent	Date	GS	Min	FG	SHOOTING			REBOUNDING				PF	A	TO	BLK	STL	PTS	AVG		
					3PT	FT	O	D	T	A										
Montana State	Nov. 7	*	31	3-9	.333	0-3	.000	2-3	.667	1	1	2	2.0	3	0	2	0	1	8	8.0
San Diego Christian	Nov. 9	*	22	1-4	.250	0-3	.000	3-4	.750	0	0	0	1.0	2	1	0	1	5	6.5	
at Nevada	Nov. 12	*	34	1-10	.100	0-5	.000	1-2	.500	1	2	3	1.7	2	2	2	0	0	3	5.3
Grambling State	Nov. 18	*	19	9-11	.818	5-6	.833	2-2	1.000	0	1	1	1.5	0	0	1	0	1	25	10.3
vs Wichita State	Nov. 21	*	32	2-12	.167	0-5	.000	1-1	1.000	0	1	1	1.4	0	5	0	0	0	5	9.2
vs Northern Iowa	Nov. 22	*	25	2-10	.200	0-4	.000	0-0	.000	1	1	2	1.5	0	4	1	0	0	4	8.3
Benedictine Mesa	Nov. 26	*	16	6-9	.667	1-4	.250	0-0	.000	0	4	4	1.9	1	3	0	0	1	13	9.0
Alcorn State	Nov. 29	*	27	6-12	.500	2-5	.400	4-5	.800	0	4	4	2.1	3	4	2	1	0	18	10.1
at Wyoming	Dec. 3	*	34	6-16	.375	3-9	.333	6-7	.857	0	4	4	2.3	1	3	1	1	1	21	11.3
Loyola Marymount	Dec. 7	*	33	5-12	.417	1-3	.333	7-8	.875	2	3	5	2.6	0	1	3	0	1	18	12.0
vs North Texas	Dec. 10	*	35	6-14	.429	4-6	.667	7-10	.700	1	2	3	2.6	2	2	2	1	0	23	13.0
Pepperdine	Dec. 17	*	38	5-16	.313	1-6	.167	6-10	.600	1	3	4	2.8	2	7	3	0	0	17	13.3
Idaho State	Dec. 20	*	35	6-15	.400	0-1	.000	6-6	1.000	0	2	2	2.7	2	6	1	0	1	18	13.7
California Baptist	Dec. 29	*	31	5-13	.385	2-4	.500	4-5	.800	1	6	7	3.0	0	2	0	0	1	16	13.9
at Sam Houston	Jan. 5	*	42	9-19	.474	0-6	.000	10-14	.714	1	2	3	3.0	3	3	4	0	1	28	14.8
at Stephen F. Austin	Jan. 7	*	36	4-11	.364	0-3	.000	11-13	.846	1	2	3	3.0	2	4	4	1	2	19	15.1
UT Arlington	Jan. 12	*	31	5-8	.625	3-4	.750	4-4	1.000	1	5	6	3.2	3	2	4	0	2	17	15.2
at California Baptist	Jan. 14	*	37	6-15	.400	0-6	.000	5-6	.833	0	5	5	3.3	2	3	4	0	0	17	15.3
Utah Tech	Jan. 18	*	38	13-19	.684	7-9	.778	5-7	.714	2	4	6	3.4	2	4	3	0	0	38	16.5
Utah Valley	Jan. 21	*	29	7-20	.350	0-2	.000	4-5	.800	2	5	7	3.6	5	3	2	0	0	18	16.6
at Abilene Christian	Jan. 26	*	36	5-10	.500	0-0	.000	9-13	.692	0	4	4	3.6	4	6	8	0	1	19	16.7
at Tarleton	Jan. 28	*	33	2-8	.250	0-3	.000	7-9	.778	1	0	1	3.5	1	1	3	0	0	11	16.4
Stephen F. Austin	Feb. 4	*	36	7-12	.583	3-5	.600	11-13	.846	0	3	3	3.5	3	6	3	0	0	28	16.9
New Mexico State	Feb. 8	*	33	7-12	.583	1-4	.250	3-4	.750	0	3	3	3.5	4	5	3	1	0	18	17.0
at Seattle U	Feb. 11	*	35	5-20	.250	0-4	.000	3-3	1.000	2	6	8	3.6	4	7	6	0	1	13	16.8
UT Rio Grande Valley	Feb. 15	*	32	7-17	.412	1-3	.333	1-4	.250	2	4	6	3.7	1	0	3	0	0	16	16.8
Abilene Christian	Feb. 17	*	35	8-13	.615	1-2	.500	10-13	.769	0	5	5	3.8	3	3	4	0	1	27	17.1
Park (Ariz.)	Feb. 21	*	15	0-3	.000	0-1	.000	4-4	1.000	0	1	1	3.7	0	3	1	1	0	4	16.7
Seattle U	Feb. 24	*	36	6-16	.375	2-5	.400	5-7	.714	0	3	3	3.7	4	1	2	1	0	19	16.8
at Southern Utah	March 1	*	35	10-16	.625	3-6	.500	6-8	.750	0	9	9	3.8	2	4	1	0	2	29	17.2

CAREER STATS

(SHADING DENOTES PREVIOUS SCHOOLS)

Year	GP	GS	MIN	MPG	FG	FGA	PCT	3PM	3PA	3PCT	FT	FTA	PCT	OFF	DEF	TOT	AVG	PF	AST	APG	TO	BLK	STL	PTS	PPG
2020-21 (Fr.)	20	20	693	34.7	116	297	39.1	41	117	35.0	72	90	80.0	28	84	112	5.6	36	50	2.5	53	7	28	345	17.3
2021-22 (Fr.)	32	32	1134	35.4	181	496	36.5	53	218	24.3	131	154	85.1	26	99	125	3.9	55	96	3.0	75	6	35	546	17.1
2022-23 (So.)	30	30	951	31.7	164	382	42.9	40	127	31.5	147	190	77.4	20	95	115	3.8	61	96	3.2	74	7	18	515	17.2
Total	82	82	2778	33.9	461	1175	39.2	134	462	29.0	350	434	80.6	74	278	352	4.3	152	242	3.0	202	20	81	1406	17.1



**1 DERRICK MICHAEL
XZAVIERRO**

FORWARD • REDSHIRT • 6-10 • 220
JAKARTA, INDONESIA
NBA GLOBAL ACADEMY



CURRENT STATS

0.0	0.0	0.0	0.0	0.0	0.0
PPG	RPG	APG	FG%	FT%	3P%

TRACKING	Season	Career
10+ points	0	0
10+ rebounds	0	0
5+ assists	0	0
Double-doubles	0	0
Led team in points	0	0

CAREER HIGHS

POINTS	REBS	ASSISTS	3-PT M
---	---	---	---
FT M	STEALS	BLOCKS	MINUTES
---	---	---	---
1st Half		2nd Half	
POINTS	---	---	---
REB.	---	---	---

PURPLE shading denotes a career high set this season

SEASON HIGHS

POINTS	REBS	ASSISTS	3-PT M
---	---	---	---
FT M	STEALS	BLOCKS	MINUTES
---	---	---	---

NOTES

THIS SEASON

» **NATION'S FIRST:** With GCU signing, becomes Indonesia's first Division I basketball scholarship player. "I'm thankful because everyone supports me to be here. I just want to prove that I worked to get here. I want to be a good player. I want to grow up here. It's amazing to be the first one. I hope I will be motivating for more young boys come to be a D-I player."

OTHER NOTES

» **NBA GLOBAL ACADEMY:** Made the move to Australia and the Centre of Excellence at the Australian Institute of Sport where he was immersed in year-round development designed for the top international prospects. More than 70 players have earned Division I basketball scholarships after being at the NBA Academy, where players are trained by former professional and college coaches. The academy is known for a holistic approach that includes a focus on health and wellness, character development and life skills.

» **INTERNATIONAL STAR:** Has appeared on Indonesian television due to height and basketball skill. Has over 119,000 followers on Instagram (@derrickmichael_).

GAME LOG

Opponent	Date	GS	Min	FG	SHOOTING			REBOUNDING											
					3PT	FT	O	D	T	A	PF	A	TO	BLK	STL	PTS	AVG		
Montana State	Nov. 7																		
San Diego Christian	Nov. 9																		
at Nevada	Nov. 12																		
Grambling State	Nov. 18																		
vs Wichita State	Nov. 21																		
vs Northern Iowa	Nov. 22																		
Benedictine Mesa	Nov. 26																		
Alcorn State	Nov. 29																		
at Wyoming	Dec. 3																		
Loyola Marymount	Dec. 7																		
vs North Texas	Dec. 10																		
Pepperdine	Dec. 17																		
Idaho State	Dec. 20																		
California Baptist	Dec. 29																		
at Sam Houston	Jan. 5																		
at Stephen F. Austin	Jan. 7																		
UT Arlington	Jan. 12																		
at California Baptist	Jan. 14																		
Utah Tech	Jan. 18																		
Utah Valley	Jan. 21																		
at Abilene Christian	Jan. 26																		
at Tarleton	Jan. 28																		
Stephen F. Austin	Feb. 4																		
New Mexico State	Feb. 8																		
at Seattle U	Feb. 11																		
UT Rio Grande Valley	Feb. 15																		
Abilene Christian	Feb. 17																		
Park (Ariz.)	Feb. 21																		
Seattle U	Feb. 24																		
at Southern Utah	March 1																		

CAREER STATS

Year	GP	GS	MIN	MPG	FG	FGA	PCT	3PM	3PA	3PCT	FT	FTA	PCT	OFF	DEF	TOT	AVG	PF	AST	APG	TO	BLK	STL	PTS	PPG
2022-23 (Fr.)	0	0	0	0.0	0	0	0.0	0	0	0.0	0	0	0.0	0	0	0	0.0	0	0	0.0	0	0	0	0	0.0
Total	0	0	0	0.0	0	0	0.0	0	0	0.0	0	0	0.0	0	0	0	0.0	0	0	0.0	0	0	0	0	0.0



2

CHANCE McMILLIAN

GUARD • SOPHOMORE* • 6-3 • 185
VALLEJO, CALIF.
JESSE BETHEL HS
GOLDEN STATE PREP

CURRENT STATS

10.7	3.2	1.9	49.0	69.6	44.4
PPG	RPG	APG	FG%	FT%	3P%

TRACKING

	Season	Career
10+ points	16	27
10+ rebounds	0	0
5+ assists	2	2
Double-doubles	0	0
Led team in points	2	2

CAREER HIGHS

POINTS	REBS	ASSISTS	3-PT M
24	8	6	6
vs. SFA Feb. 4, 2023	vs. Seattle U Feb. 24, 2023	vs. Park Feb. 21, 2023	vs. SFA Feb. 4, 2023
FT M	STEALS	BLOCKS	MINUTES
6	3	1	38
at Chicago St. Feb. 23, 2022	3 times, last: at Abilene Chr. Jan. 26, 2023	8 times, last: at S. Utah March 1, 2023	2 times, last: vs. Abilene Chr. Feb. 17, 2023
1st Half		2nd Half	
POINTS	17 , vs. Benedictine Nov. 26, 2022	13 , vs. SFA Feb. 4, 2023	
REB.	4 , vs. Northern Iowa Nov. 22, 2022	5 , vs. Wyoming Nov. 22, 2021	

PURPLE shading denotes a career high set this season

SEASON HIGHS

POINTS	REBS	ASSISTS	3-PT M
24	8	6	6
vs. SFA Feb. 4, 2023	vs. Seattle U Feb. 24, 2023	vs. Park Feb. 21, 2023	vs. SFA Feb. 4, 2023
FT M	STEALS	BLOCKS	MINUTES
4	3	1	38
2 times, last: at S. Utah March 1, 2023	at Abilene Chr. Jan. 26, 2023	5 times, last: at S. Utah March 1, 2023	2 times, last: vs. Abilene Chr. Feb. 17, 2023

NOTES

THIS SEASON

» **STARTER:** Entered GCU's starting lineup on Jan. 7 to fill the slot of injured Jovan Blacksher Jr. Matched his career best against a Division I opponent with 16 points. Has scored in double figures in 13 of 15 games since entering lineup.

OTHER NOTES

- » **KEY RESERVE:** As a second-year freshman in 2021-22, made three spot starts and was first off the GCU bench 15 times.
- » **WAC WEEKLY HONOR:** Named WAC Freshman of the Week on Feb. 28, 2022, after scoring 13 points at Chicago State and a career-high 15 points vs. Sam Houston.
- » **FROM THE FOUL LINE:** Led GCU with an 87.1% clip from the free-throw line (27 of 31) in 2021-22.
- » **CHANCE IN VEGAS:** In four career WAC Tournament games, has averaged 10 points — nearly double his career average. Scored 14 against Seattle U on March 12, 2021, in his first career conference tournament game.
- » **MIDNIGHT MADNESS EXPERIENCE:** Chose GCU "because I have never seen so much support for the athletes compared to any other university after being at Midnight Madness."

GAME LOG

Opponent	Date	GS	Min	FG	SHOOTING			REBOUNDING				PF	A	TO	BLK	STL	PTS	AVG	
					3PT	FT	O	D	T	A									
Montana State	Nov. 7	20	1-5	.200	1-4	.250	1-2	.500	0	4	4	4.0	4	1	1	0	0	4	4.0
San Diego Christian	Nov. 9	16	4-8	.500	1-2	.500	0-0	.000	1	0	1	2.5	1	3	1	0	1	9	6.5
at Nevada	Nov. 12	30	3-9	.333	3-4	.750	4-4	1.000	1	3	4	3.0	3	1	0	0	0	13	8.7
Grambling State	Nov. 18	17	1-6	.167	0-3	.000	2-3	.667	1	1	2	2.8	2	2	2	0	0	4	7.5
vs Wichita State	Nov. 21	17	0-2	.000	0-1	.000	0-0	.000	0	3	3	2.8	0	0	2	0	1	0	6.0
vs Northern Iowa	Nov. 22	33	6-11	.545	3-5	.600	1-1	1.000	1	4	5	3.2	1	1	0	1	1	16	7.7
Benedictine Mesa	Nov. 26	* 21	7-10	.700	3-4	.750	0-0	.000	0	3	3	3.1	1	4	0	0	2	17	9.0
Alcorn State	Nov. 29	31	2-4	.500	1-3	.333	0-0	.000	0	1	1	2.9	1	2	0	0	0	5	8.5
at Wyoming	Dec. 3	* 29	2-4	.500	2-3	.667	0-0	.000	0	2	2	2.8	1	2	0	0	0	6	8.2
Loyola Marymount	Dec. 7	* 33	2-8	.250	0-3	.000	0-0	.000	1	2	3	2.8	3	2	2	0	0	4	7.8
vs North Texas	Dec. 10	15	3-4	.750	2-3	.667	1-2	.500	1	0	1	2.6	4	0	1	0	0	9	7.9
Pepperdine	Dec. 17	27	3-7	.429	1-3	.333	0-2	.000	0	2	2	2.6	1	1	1	0	2	7	7.8
Idaho State	Dec. 20	13	3-7	.429	0-1	.000	0-0	.000	3	1	4	2.7	1	1	1	0	0	6	7.7
California Baptist	Dec. 29	18	2-5	.400	0-1	.000	2-2	1.000	0	3	3	2.7	2	1	0	0	1	6	7.6
at Sam Houston	Jan. 5	34	3-8	.375	2-4	.500	1-1	1.000	1	3	4	2.8	4	2	3	0	2	9	7.7
at Stephen F. Austin	Jan. 7	* 31	6-10	.600	2-5	.400	2-2	1.000	2	3	5	2.9	3	2	3	0	0	16	8.2
UT Arlington	Jan. 12	* 30	6-9	.667	2-4	.500	0-0	.000	0	5	5	3.1	1	2	3	0	1	14	8.5
at California Baptist	Jan. 14	* 38	5-11	.455	1-5	.200	2-2	1.000	1	3	4	3.1	3	2	1	1	1	13	8.8
Utah Tech	Jan. 18	* 34	4-10	.400	1-5	.200	1-1	1.000	0	4	4	3.2	3	3	1	0	0	10	8.8
Utah Valley	Jan. 21	* 37	4-11	.364	2-6	.333	2-5	.400	0	3	3	3.2	2	0	4	0	0	12	9.0
at Abilene Christian	Jan. 26	* 36	7-9	.778	2-3	.667	1-2	.500	0	4	4	3.2	1	1	3	1	3	17	9.4
at Tarleton	Jan. 28	* 37	4-10	.400	0-2	.000	1-2	.500	0	1	1	3.1	1	5	1	0	1	9	9.4
Stephen F. Austin	Feb. 4	* 30	9-11	.818	6-7	.857	0-0	.000	0	0	0	3.0	5	4	3	0	1	24	10.0
New Mexico State	Feb. 8	* 34	4-10	.400	2-6	.333	2-2	1.000	1	4	5	3.0	3	0	2	0	0	12	10.1
at Seattle U	Feb. 11	* 29	5-10	.500	2-5	.400	0-0	.000	0	2	2	3.0	5	0	1	1	0	12	10.2
UT Rio Grande Valley	Feb. 15	* 36	4-9	.444	0-2	.000	2-3	.667	1	3	4	3.0	1	4	1	0	1	10	10.2
Abilene Christian	Feb. 17	* 38	7-13	.538	4-5	.800	3-3	1.000	0	4	4	3.1	3	2	4	0	0	21	10.6
Park (Ariz.)	Feb. 21	* 14	4-5	.800	3-3	1.000	0-0	.000	0	4	4	3.1	0	6	4	0	1	11	10.6
Seattle U	Feb. 24	* 35	4-11	.364	0-2	.000	0-0	.000	5	3	8	3.3	3	2	4	0	0	8	10.5
at Southern Utah	March 1	* 34	5-8	.625	2-4	.500	4-7	.571	0	2	2	3.2	3	2	1	1	2	16	10.7

CAREER STATS

Year	GP	GS	MIN	MPG	FG	FGA	PCT	3PM	3PA	3PCT	FT	FTA	PCT	OFF	DEF	TOT	AVG	PF	AST	APG	TO	BLK	STL	PTS	PPG
2020-21 (Fr.)	24	0	310	12.9	39	82	47.6	19	47	40.4	4	6	66.7	4	36	40	1.7	26	22	0.9	13	1	5	101	4.2
2021-22 (Fr.)	31	3	556	17.9	60	162	37.0	30	86	34.9	27	31	87.1	20	58	78	2.5	49	46	1.5	33	2	22	177	5.7
2022-23 (So.)	30	18	847	28.2	120	245	49.0	48	108	44.4	32	46	69.6	20	77	97	3.2	66	58	1.9	51	5	21	320	10.7
Total	85	21	1713	20.2	219	489	44.8	97	241	40.2	63	83	75.9	44	171	215	2.5	141	126	1.5	97	8	48	598	7.0



3

KOBE KNOX

GUARD • RS-FRESHMAN • 6-5 • 195
TAMPA, FLA.
TAMPA CATHOLIC HS
BOSCO INSTITUTE

CURRENT STATS

5.2	1.8	1.1	48.6	63.2	36.7
PPG	RPG	APG	FG%	FT%	3P%

TRACKING

	Season	Career
10+ points	5	5
10+ rebounds	0	0
5+ assists	2	2
Double-doubles	0	0
Led team in points	1	1

CAREER HIGHS

POINTS	REBS	ASSISTS	3-PT M
17	6	7	5
at Tarleton Jan. 28, 2023	vs. Park Feb. 21, 2023	2 times, last: vs. Park Feb. 21, 2023	at Tarleton Jan. 28, 2023
FT M	STEALS	BLOCKS	MINUTES
3	3	5	33
vs. UT Arlington Jan. 12, 2023	vs. Grambling Nov. 18, 2022	vs. UTRGV Feb. 15, 2023	at Tarleton Jan. 28, 2023
1st Half		2nd Half	
POINTS	5 , (3x) at Tarleton Jan. 28, 2023	12 , at Tarleton Jan. 28, 2023	
REB.	3 , at Tarleton Jan. 28, 2023	3 , (2x) vs. Utah Valley Jan. 21, 2023	

PURPLE shading denotes a career high set this season

SEASON HIGHS

POINTS	REBS	ASSISTS	3-PT M
17	6	7	5
at Tarleton Jan. 28, 2023	vs. Park Feb. 21, 2023	2 times, last: vs. Park Feb. 21, 2023	at Tarleton Jan. 28, 2023
FT M	STEALS	BLOCKS	MINUTES
3	3	5	33
vs. UT Arlington Jan. 12, 2023	vs. Grambling Nov. 18, 2022	vs. UTRGV Feb. 15, 2023	at Tarleton Jan. 28, 2023

NOTES

THIS SEASON

- » **TOP FROSH:** Named the WAC Freshman of the Week for the third time on Feb. 27.
- » **STARTER:** Entered starting lineup for games at Abilene Christian on Jan. 26 and Tarleton on Jan. 28. Set a new career-high with 17 points on 5-of-8 3-point shooting at Tarleton.

OTHER NOTES

- » **BLOODLINES:** Brother, Kevin II, played collegiately at Kentucky before being drafted ninth overall by the New York Knicks in the 2018 NBA Draft. Also played basketball at Tampa Catholic and was a McDonald's All-American. Father, Kevin, was a wide receiver at Florida State where the Seminoles won the 1993 national title. He was a sixth-round draft pick of the Buffalo Bills in the 1994 NFL Draft. Kevin ended up playing the 1994 season with the Arizona Cardinals. Mother, Michelle, played volleyball at Florida State. His athletic family constantly uses the mantra "nobody works harder than the Knoxes."

GAME LOG

Opponent	Date	GS	Min	FG	SHOOTING			REBOUNDING											
					3PT	FT	FT%	O	D	T	A	PF	A	TO	BLK	STL	PTS	AVG	
Montana State	Nov. 7	3	0-1	.000	0-1	.000	0-0	.000	0	0	0	0.0	0	0	0	1	0	0	0.0
San Diego Christian	Nov. 9	16	5-5	1.000	1-1	1.000	0-0	.000	1	2	3	1.5	2	0	0	1	2	11	5.5
at Nevada	Nov. 12								DNP - illness										
Grambling State	Nov. 18	14	2-2	1.000	0-0	.000	2-5	.400	0	2	2	1.7	2	1	2	0	3	6	5.7
vs Wichita State	Nov. 21	6	0-2	.000	0-1	.000	0-0	.000	0	0	0	1.3	0	0	0	0	0	0	4.3
vs Northern Iowa	Nov. 22	5	0-0	.000	0-0	.000	0-0	.000	0	0	0	1.0	1	0	1	0	0	0	3.4
Benedictine Mesa	Nov. 26	25	5-10	.500	2-5	.400	2-2	1.000	0	2	2	1.2	0	7	2	0	2	14	5.2
Alcorn State	Nov. 29	1	0-0	.000	0-0	.000	0-0	.000	0	0	0	1.0	0	0	0	0	0	0	4.4
at Wyoming	Dec. 3								DNP - coach's decision										
Loyola Marymount	Dec. 7	8	1-2	.500	0-1	.000	0-0	.000	1	0	1	1.0	1	0	1	0	0	2	4.1
vs North Texas	Dec. 10	8	1-3	.333	0-1	.000	1-2	.500	0	0	0	0.9	2	0	1	0	0	3	4.0
Pepperdine	Dec. 17	8	0-1	.000	0-0	.000	2-2	1.000	0	1	1	0.9	3	1	1	0	0	2	3.8
Idaho State	Dec. 20	5	1-2	.500	0-1	.000	1-2	.500	0	0	0	0.8	1	0	1	0	0	3	3.7
California Baptist	Dec. 29	1	0-0	.000	0-0	.000	0-0	.000	0	0	0	0.8	0	0	0	0	0	0	3.4
at Sam Houston	Jan. 5	23	3-6	.500	1-2	.500	0-0	.000	2	1	3	0.9	4	1	2	1	2	7	3.7
at Stephen F. Austin	Jan. 7	22	2-4	.500	0-1	.000	2-4	.500	1	3	4	1.1	1	0	0	0	1	6	3.9
UT Arlington	Jan. 12	15	4-4	1.000	2-2	1.000	3-5	.600	0	5	5	1.4	1	1	2	0	0	13	4.5
at California Baptist	Jan. 14	20	2-4	.500	0-1	.000	0-0	.000	1	0	1	1.4	3	0	0	1	0	4	4.4
Utah Tech	Jan. 18	14	0-0	.000	0-0	.000	2-2	1.000	1	0	1	1.4	1	0	0	0	0	2	4.3
Utah Valley	Jan. 21	25	5-8	.625	1-3	.333	0-0	.000	3	1	4	1.5	2	1	2	2	1	11	4.7
at Abilene Christian	Jan. 26	* 27	1-5	.200	1-4	.250	0-0	.000	0	2	2	1.5	3	1	1	2	1	3	4.6
at Tarleton	Jan. 28	* 33	5-8	.625	5-8	.625	2-4	.500	1	2	3	1.6	2	2	1	1	0	17	5.2
Stephen F. Austin	Feb. 4	* 31	2-6	.333	1-3	.333	1-2	.500	2	2	4	1.7	3	1	1	2	0	6	5.2
New Mexico State	Feb. 8	* 19	1-4	.250	0-1	.000	2-2	1.000	1	1	2	1.7	4	2	0	0	0	4	5.2
at Seattle U	Feb. 11	* 13	1-4	.250	1-2	.500	0-0	.000	1	1	2	1.7	1	1	0	0	0	3	5.1
UT Rio Grande Valley	Feb. 15	* 29	2-5	.400	1-4	.250	2-4	.500	0	1	1	1.7	4	3	1	5	1	7	5.2
Abilene Christian	Feb. 17	* 9	0-0	.000	0-0	.000	0-0	.000	0	0	0	1.6	1	1	0	1	0	0	5.0
Park (Ariz.)	Feb. 21	* 24	6-11	.545	2-4	.500	0-0	.000	2	4	6	1.8	2	7	2	2	1	14	5.3
Seattle U	Feb. 24	* 13	1-4	.250	0-2	.000	2-2	1.000	0	3	3	1.9	1	0	1	2	1	4	5.3
at Southern Utah	March 1	* 19	2-6	.333	0-1	.000	0-0	.000	1	0	1	1.8	2	1	1	0	1	4	5.2

CAREER STATS

Year	GP	GS	MIN	MPG	FG	FGA	PCT	3PM	3PA	3PCT	FT	FTA	PCT	OFF	DEF	TOT	AVG	PF	AST	APG	TO	BLK	STL	PTS	PPG
2022-23 (R-Fr.)	28	10	436	15.6	52	107	48.6	18	49	36.7	24	38	63.2	18	33	51	1.8	47	31	1.1	22	21	16	146	5.2
Total	28	10	436	15.6	52	107	48.6	18	49	36.7	24	38	63.2	18	33	51	1.8	47	31	1.1	22	21	16	146	5.2



10 JOVAN BLACKSHER JR.

GUARD • JUNIOR* • 5-11 • 165
OAKLAND, CALIF.
SHADOW MOUNTAIN HS



NOTES

THIS SEASON

- » **INJURY:** Sustained a season-ending knee injury at Sam Houston on Jan. 5.
- » **PRESEASON MVP:** Named the WAC Preseason Player of the Year by the conference's coaches and media. Blacksher joins a line of GCU players to earn the accolade that includes Josh Braun (2016-17) and Alessandro Lever (2018-19).

OTHER NOTES

- » **ALL-WAC:** Followed up his 2020-21 campaign (second teamer) with an All-WAC First-Team pick in 2021-22. Blacksher led GCU and ranked seventh in the WAC in scoring at 15.8 points per game. Also ranked fourth in the conference in assists per game (4.0) and seventh in steals per game (1.7).
- » **1K:** Became the fourth member of GCU's 1,000-point club in the program's Division I era on Feb. 16, 2022, needing less than three seasons to join DeWayne Russell, Joshua Braun and Alessandro Lever. Was GCU's 26th player to accomplish the feat all-time. Is now 15th among GCU's career scoring leaderboards and fourth at the D-I level.
- » **START STREAK:** Entering the season, had started every game (85) since arriving on campus for 2019-20 season.

CURRENT STATS

10.7	2.3	2.4	39.0	81.3	24.4
PPG	RPG	APG	FG%	FT%	3P%

	Season	Career
10+ points	6	68
10+ rebounds	0	3
5+ assists	1	40
Double-doubles	0	2
Led team in points	4	26

CAREER HIGHS

POINTS	REBS	ASSISTS	3-PT M
26	12	10	5
vs. Seattle U Feb. 3, 2022	vs. Kansas City Feb. 13, 2020	vs. Montana St. Nov. 19, 2019	vs. Chicago St. Dec. 30, 2021
FT M	STEALS	BLOCKS	MINUTES
7	7	2	41
3 times, last: vs. Cal Baptist Feb. 5, 2022	vs. Grambling Nov. 18, 2022	vs. N. Iowa Nov. 22, 2022	vs. Kansas City Feb. 13, 2020
1st Half		2nd Half	
POINTS	15 , vs. New Mexico St. March 13, 2021	17 , vs. Seattle U Feb. 3, 2022	
REB.	6 , (2x) last: vs. Miss Val Dec. 1, 2020	6 , (2x) last: vs. Ill. State Nov. 25, 2019	

PURPLE shading denotes a career high set this season

SEASON HIGHS

POINTS	REBS	ASSISTS	3-PT M
21	5	6	2
vs. Alcorn State Nov. 29, 2022	vs. Cal Baptist Dec. 29, 2022	vs. Idaho State Dec. 20, 2022	3 times, last: vs. Alcorn State Nov. 29, 2022
FT M	STEALS	BLOCKS	MINUTES
5	7	2	38
2 times, last: vs. North Texas Dec. 10, 2022	vs. Grambling Nov. 18, 2022	vs. N. Iowa Nov. 22, 2022	vs. Montana State Nov. 7, 2022

GAME LOG

Opponent	Date	GS	Min	FG	SHOOTING			REBOUNDING												
					3PT	FT	PCT	O	D	T	A	PF	A	TO	BLK	STL	PTS	AVG		
Montana State	Nov. 7	*	38	7-18	.389	1-5	.200	3-4	.750	0	2	2	2.0	1	2	3	0	1	18	18.0
San Diego Christian	Nov. 9	*	20	6-8	.750	2-4	.500	2-2	1.000	0	2	2	2.0	1	2	2	0	0	16	17.0
at Nevada	Nov. 12	*	37	6-14	.429	1-4	.250	3-3	1.000	0	1	1	1.7	3	3	3	0	1	16	16.7
Grambling State	Nov. 18	*	20	0-5	.000	0-5	.000	2-2	1.000	1	2	3	2.0	0	2	0	0	7	2	13.0
vs Wichita State	Nov. 21	*	32	2-12	.167	0-3	.000	2-4	.500	1	2	3	2.2	2	1	3	0	0	6	11.6
vs Northern Iowa	Nov. 22	*	29	4-9	.444	2-4	.500	0-0	.000	0	4	4	2.5	5	3	2	2	1	10	11.3
Benedictine Mesa	Nov. 26																			
Alcorn State	Nov. 29	*	26	7-7	1.000	2-2	1.000	5-6	.833	1	1	2	2.4	4	5	1	0	1	21	12.7
at Wyoming	Dec. 3																			
Loyola Marymount	Dec. 7																			
vs North Texas	Dec. 10	*	36	1-9	.111	0-2	.000	5-7	.714	0	0	0	2.1	0	2	0	0	1	7	12.0
Pepperdine	Dec. 17	*	27	3-8	.375	1-3	.333	2-2	1.000	0	1	1	2.0	1	2	1	1	1	9	11.7
Idaho State	Dec. 20	*	31	4-13	.308	0-3	.000	0-0	.000	0	3	3	2.1	0	6	1	0	2	8	11.3
California Baptist	Dec. 29	*	27	5-11	.455	1-4	.250	2-2	1.000	0	5	5	2.4	4	1	1	0	3	13	11.5
at Sam Houston	Jan. 5	*	9	1-4	.250	0-2	.000	0-0	.000	1	1	2	2.3	1	0	1	0	0	2	10.7
at Stephen F. Austin	Jan. 7																			
UT Arlington	Jan. 12																			
at California Baptist	Jan. 14																			
Utah Tech	Jan. 18																			
Utah Valley	Jan. 21																			
at Abilene Christian	Jan. 26																			
at Tarleton	Jan. 28																			
Stephen F. Austin	Feb. 4																			
New Mexico State	Feb. 8																			
at Seattle U	Feb. 11																			
UT Rio Grande Valley	Feb. 15																			
Abilene Christian	Feb. 17																			
Park (Ariz.)	Feb. 21																			
Seattle U	Feb. 24																			
at Southern Utah	March 1																			

CAREER STATS

Year	GP	GS	MIN	MPG	FG	FGA	PCT	3PM	3PA	3PCT	FT	FTA	PCT	OFF	DEF	TOT	AVG	PF	AST	APG	TO	BLK	STL	PTS	PPG
2019-20 (Fr.)	30	30	1,038	34.6	112	266	42.1	23	86	26.7	75	100	75.0	18	146	164	5.5	68	109	3.6	62	1	48	322	10.7
2020-21 (So.)	24	24	774	32.3	106	256	41.4	31	96	32.3	46	57	80.7	14	74	88	3.7	46	130	5.4	54	2	38	289	12.0
2021-22 (So.)	31	31	1,030	33.2	178	429	41.5	61	155	39.4	73	99	73.7	11	77	88	2.8	62	125	4.0	61	2	53	490	15.8
2022-23 (Jr.)	12	12	332	27.7	46	118	39.0	10	41	24.4	26	32	81.3	4	24	28	2.3	22	29	2.4	18	3	18	128	10.7
Total	97	97	3,174	32.7	442	1,069	41.3	125	378	33.1	220	288	76.4	47	321	368	3.8	198	393	4.1	195	8	157	1,229	12.7



13

AIDAN
IGIEHON

F/C • JUNIOR* • 6-10 • 250
DUBLIN, IRELAND
LAWRENCE WOODMERE ACADEMY
LOUISVILLE ('19-21)

CURRENT STATS

2.7	3.5	0.2	45.5	64.7	0.0
PPG	RPG	APG	FG%	FT%	3P%

TRACKING

	Season	Career
10+ points	0	0
10+ rebounds	1	1
5+ assists	0	0
Double-doubles	0	0
Led team in points	0	0

CAREER HIGHS

POINTS	REBS	ASSISTS	3-PT M
9	12	1	1
4 times, last: vs. Park Feb. 21, 2023	vs. Park Feb. 21, 2023	6 times, last: at Seattle U Feb. 11, 2023	vs. Ottawa (AZ) Dec. 11, 2021
FT M	STEALS	BLOCKS	MINUTES
4	3	2	23
vs. Wichita State Nov. 21, 2022	vs. Utah Tech Jan. 18, 2023	3 times, last: vs. Utah Valley Jan. 21, 2023	vs. Utah Valley Jan. 21, 2023
1st Half		2nd Half	
POINTS	4 , vs. Miss. Valley State Dec. 4, 2021	7 , (3x) vs. Park Feb. 21, 2023	
REB.	6 , vs. Utah Valley Jan. 21, 2023	7 , vs. Ottawa (Ariz.) Dec. 11, 2021	

PURPLE shading denotes a career high set this season

SEASON HIGHS

POINTS	REBS	ASSISTS	3-PT M
9	12	1	--
2 times, last: vs. Park Feb. 21, 2023	vs. Park Feb. 21, 2023	6 times, last: at Seattle U Feb. 11, 2023	--
FT M	STEALS	BLOCKS	MINUTES
4	3	2	23
vs. Wichita State Nov. 21, 2022	vs. Utah Tech Jan. 18, 2023	2 times, last: vs. Utah Valley Jan. 21, 2023	vs. Utah Valley Jan. 21, 2023

NOTES

THIS SEASON

» **9 x 9:** Fell just one point and one rebound shy of his first career double-double on Nov. 26 against Benedictine Mesa.

OTHER NOTES

- » **UPTICK:** To end 2021-22 season, averaged 13.3 minutes of action and 4.0 rebounds over the regular season's final four games. Was averaging only 3.5 minutes per game in eight prior games.
- » **FIRST START = CAREER HIGHS:** Igiehon was given the starting nod for the first time in his career on Dec. 4, 2021, in a lopsided win over Mississippi Valley State. He set career bests in points (9) and minutes (20).
- » **IRELAND -> USA:** Was 13 when he arrived in Brooklyn, New York on June 28, 2014 to live with his aunt and uncle. Had first picked up a basketball when he was 12.
- » **SOCCER:** Brother, Brandon, played soccer at SUNY Potsdam (D-III) and appeared in 57 career matches. Aidan grew up playing soccer before switching to primarily basketball at age 12.

GAME LOG

Opponent	Date	GS	Min	FG	SHOOTING			REBOUNDING				PF	A	TO	BLK	STL	PTS	AVG	
					3PT	FT	O	D	T	A									
Montana State	Nov. 7	2	0-0	.000	0-0	.000	0-0	.000	0	2	2	2.0	1	0	0	0	0	0.0	
San Diego Christian	Nov. 9	12	1-3	.333	0-0	.000	1-2	.500	1	2	3	2.5	1	0	1	1	0	3	1.5
at Nevada	Nov. 12	6	0-1	.000	0-0	.000	1-2	.500	0	3	3	2.7	0	0	0	0	0	1.3	
Grambling State	Nov. 18	16	1-4	.250	0-1	.000	0-0	.000	2	5	7	3.8	2	0	2	0	0	2	1.5
vs Wichita State	Nov. 21	8	1-6	.167	0-0	.000	4-4	1.000	5	2	7	4.4	1	0	0	0	0	6	2.4
vs Northern Iowa	Nov. 22	9	1-1	1.000	0-0	.000	0-0	.000	1	1	2	4.0	1	1	0	0	0	2	2.3
Benedictine Mesa	Nov. 26	21	4-5	.800	0-1	.000	1-4	.250	3	6	9	4.7	5	1	1	1	0	9	3.3
Alcorn State	Nov. 29	7	1-3	.333	0-0	.000	1-1	1.000	2	2	4	4.6	0	0	1	0	0	3	3.3
at Wyoming	Dec. 3	10	2-2	1.000	0-0	.000	2-2	1.000	0	1	1	4.2	0	0	0	0	0	6	3.6
Loyola Marymount	Dec. 7	9	0-0	.000	0-0	.000	0-0	.000	0	0	0	3.8	0	1	0	0	0	3.2	
vs North Texas	Dec. 10	2	0-0	.000	0-0	.000	0-0	.000	0	1	1	3.5	0	0	0	1	0	2.9	
Pepperdine	Dec. 17	8	2-4	.500	0-0	.000	0-0	.000	1	1	2	3.4	1	0	1	1	0	4	3.0
Idaho State	Dec. 20	* 18	1-2	.500	0-0	.000	0-0	.000	2	4	6	3.6	4	0	1	0	0	2	2.9
California Baptist	Dec. 29	17	3-4	.750	0-0	.000	2-4	.500	0	4	4	3.6	1	0	2	2	0	8	3.3
at Sam Houston	Jan. 5	13	1-1	1.000	0-0	.000	0-0	.000	0	2	2	3.5	1	0	3	0	0	2	3.2
at Stephen F. Austin	Jan. 7	10	2-3	.667	0-0	.000	0-0	.000	3	1	4	3.6	2	0	1	0	0	4	3.3
UT Arlington	Jan. 12	14	0-2	.000	0-1	.000	0-1	.000	1	2	3	3.5	3	0	1	0	1	0	3.1
at California Baptist	Jan. 14	16	2-5	.400	0-0	.000	0-0	.000	3	5	8	3.8	5	0	2	0	0	4	3.1
Utah Tech	Jan. 18	15	1-3	.333	0-0	.000	0-1	.000	1	2	3	3.7	3	0	2	0	3	2	3.1
Utah Valley	Jan. 21	* 23	1-3	.333	0-0	.000	1-2	.500	4	4	8	4.0	1	1	0	2	0	3	3.1
at Abilene Christian	Jan. 26	14	2-3	.667	0-0	.000	3-3	1.000	1	4	5	4.0	2	1	0	1	0	7	3.2
at Tarleton	Jan. 28	7	0-1	.000	0-0	.000	0-0	.000	0	1	1	3.9	2	0	0	0	0	3.1	
Stephen F. Austin	Feb. 4	3	0-0	.000	0-0	.000	0-0	.000	0	0	0	3.7	0	0	1	0	0	3.0	
New Mexico State	Feb. 8	6	1-1	1.000	0-0	.000	2-2	1.000	1	1	2	3.6	3	0	2	0	0	4	3.0
at Seattle U	Feb. 11	3	0-0	.000	0-0	.000	0-0	.000	1	1	2	3.6	0	1	0	1	0	0	2.9
UT Rio Grande Valley	Feb. 15	8	0-0	.000	0-0	.000	0-0	.000	0	2	2	3.5	0	0	0	0	0	0	2.8
Abilene Christian	Feb. 17	4	0-0	.000	0-0	.000	1-2	.500	0	1	1	3.4	1	0	1	0	0	1	2.7
Park (Ariz.)	Feb. 21	22	3-8	.375	0-0	.000	3-4	.750	4	8	12	3.7	2	0	1	0	0	9	2.9
Seattle U	Feb. 24	4	0-1	.000	0-0	.000	0-0	.000	0	0	0	3.6	1	0	1	1	0	0	2.8
at Southern Utah	March 1	* 4	0-0	.000	0-0	.000	0-0	.000	0	0	0	3.5	0	1	0	0	0	0	2.7

CAREER STATS

(SHADING DENOTES PREVIOUS SCHOOL)

Year	GP	GS	MIN	MPG	FG	FGA	PCT	3PM	3PA	3PCT	FT	FTA	PCT	OFF	DEF	TOT	AVG	PF	AST	APG	TO	BLK	STL	PTS	PPG
2019-20 (Fr.)	13	0	61	4.7	5	8	62.5	0	0	0.0	3	8	37.5	2	15	17	1.3	12	0	0.0	4	2	0	13	1.0
2020-21 (So.)	5	0	41	8.2	5	7	71.4	0	0	0.0	3	8	37.5	4	4	8	1.6	13	0	0.0	1	1	1	13	2.6
2021-22 (So.)	26	2	222	8.5	28	49	57.1	1	1	100.0	13	27	48.1	24	45	69	2.7	29	0	0.0	20	11	4	70	2.7
2022-23 (Jr.)	30	3	311	10.4	30	66	45.5	0	3	0.0	22	34	64.7	36	68	104	3.5	43	7	0.2	23	12	4	82	2.7
Total	74	5	635	8.6	68	130	52.3	1	4	25.0	41	77	53.2	66	132	198	2.7	97	7	0.1	48	26	9	178	2.4



20

NOAH
BAUMANN

FORWARD • GRADUATE* • 6-6 • 210
PHOENIX, ARIZ.
DESERT VISTA HS
SAN JOSE ST. ('17-19), USC ('19-21), GEORGIA ('21-22)

CURRENT STATS

7.4	3.4	0.7	41.4	88.6	41.0
PPG	RPG	APG	FG%	FT%	3P%

TRACKING

	Season	Career
10+ points	11	43
10+ rebounds	0	1
5+ assists	0	3
Double-doubles	0	0
Led team in points	2	9

CAREER HIGHS

POINTS	REBS	ASSISTS	3-PT M
29	11	5	8
vs. Utah State Jan. 16, 2019	vs. Western Caro Dec. 20, 2021	3 times, last: vs. New Mexico Feb. 26, 2019	vs. New Mexico Feb. 26, 2019
FT M	STEALS	BLOCKS	MINUTES
6	3	2	40
vs. SFA Feb. 4, 2023	4 times, last: vs. New Mexico Feb. 26, 2019	2 times, last: vs. Wichita State Nov. 21, 2022	at Stanford Dec. 18, 2018
1st Half		2nd Half	
POINTS	21 , vs. Utah State Jan. 16, 2019	18 , vs. Northern Ariz. Dec. 15, 2018	
REB.	6 , (2x) last: Ole Miss Feb. 19, 2022	7 , at Vanderbilt Jan. 29, 2022	

PURPLE shading denotes a career high set this season

SEASON HIGHS

POINTS	REBS	ASSISTS	3-PT M
19	8	2	4
vs. UT Arlington Jan. 12, 2023	2 times, last: vs. Utah Valley Jan. 21, 2023	5 times, last: vs. Park Feb. 21, 2023	3 times, last: vs. Park Feb. 21, 2023
FT M	STEALS	BLOCKS	MINUTES
6	2	2	29
vs. SFA Feb. 4, 2023	2 times, last: vs. NM State Feb. 8, 2023	vs. Wichita State Nov. 21, 2022	at Sam Houston Jan. 5, 2023

NOTES

THIS SEASON

- » **YEAR 6:** Set for sixth season in college basketball, concluding a career that includes one redshirt season (at USC) and the use of the extra COVID season.
- » **SHARPSHOOTER:** Enters the 2022-23 season as one of two active players to have made over 200 career 3-pointers at D-I level and shot at a 42.0% or better clip. (also: Luke Avdalovic, Pacific, 211 makes at 43.0%)

OTHER NOTES

- » **TRANSFERS HOME:** Transferred to GCU because "I want to be in front of as many people I know as possible and win a championship. Mainly, in one word, it's home ... You can't be in Phoenix and not see the GCU fan base, the videos, the Havocs going crazy on social media."
- » **EXPERIENCED:** Has appeared in 123 career games with 65 starts including 20 starts at Georgia in 2021-22.
- » **MACKENZIE:** Married long-time girlfriend, Mackenzie, on Oct. 14, 2022. Mackenzie played college softball at Miami (Ohio). Had known each other since seventh grade and began dating at Desert Vista HS.

GAME LOG

Opponent	Date	GS	Min	FG	SHOOTING			REBOUNDING												
					3PT	FT	FT%	O	D	T	A	PF	A	TO	BLK	STL	PTS	AVG		
Montana State	Nov. 7	*	21	3-5	.600	2-3	.667	0-0	.000	0	2	2	2.0	4	1	0	0	0	8	8.0
San Diego Christian	Nov. 9	*	19	1-6	.167	0-5	.000	0-0	.000	1	2	2.0	0	2	0	0	0	2	5.0	
at Nevada	Nov. 12	*	24	1-7	.143	0-4	.000	0-0	.000	0	5	5	3.0	1	0	0	0	2	4.0	
Grambling State	Nov. 18		17	3-8	.375	2-6	.333	2-2	1.000	0	1	1	2.5	2	2	1	0	10	5.5	
vs Wichita State	Nov. 21		21	4-7	.571	2-5	.400	0-0	.000	0	1	1	2.2	0	0	1	2	0	10	6.4
vs Northern Iowa	Nov. 22		7	0-1	.000	0-1	.000	0-0	.000	0	1	1	2.0	2	0	0	0	0	5.3	
Benedictine Mesa	Nov. 26		25	2-6	.333	2-6	.333	0-0	.000	0	8	8	2.9	1	2	0	0	6	5.4	
Alcorn State	Nov. 29		15	5-8	.625	4-6	.667	0-0	.000	0	1	1	2.6	0	1	0	0	14	6.5	
at Wyoming	Dec. 3		21	0-0	.000	0-0	.000	2-2	1.000	0	5	5	2.9	0	0	0	0	2	6.0	
Loyola Marymount	Dec. 7		22	2-8	.250	2-5	.400	1-2	.500	1	2	3	2.9	0	0	1	0	7	6.1	
vs North Texas	Dec. 10		18	0-2	.000	0-2	.000	0-0	.000	1	4	5	3.1	1	1	0	0	1	5.5	
Pepperdine	Dec. 17		17	2-5	.400	1-3	.333	0-0	.000	0	3	3	3.1	3	1	0	0	1	5.5	
Idaho State	Dec. 20		26	2-5	.400	2-4	.500	0-0	.000	0	6	6	3.3	1	0	1	0	6	5.5	
California Baptist	Dec. 29		27	3-6	.500	3-4	.750	1-2	.500	2	3	5	3.4	2	1	0	0	2	10	5.9
at Sam Houston	Jan. 5		29	3-5	.600	2-2	1.000	3-3	1.000	1	1	2	3.3	2	0	2	0	11	6.2	
at Stephen F. Austin	Jan. 7		25	3-7	.429	2-5	.400	3-3	1.000	0	4	4	3.4	1	1	3	0	11	6.5	
UT Arlington	Jan. 12		24	7-11	.636	4-7	.571	1-1	1.000	1	2	3	3.4	1	2	0	0	1	19	7.2
at California Baptist	Jan. 14		22	1-3	.333	1-2	.500	2-2	1.000	1	3	4	3.4	3	0	0	0	5	7.1	
Utah Tech	Jan. 18		25	2-3	.667	1-2	.500	3-4	.750	0	1	1	3.3	3	1	2	0	1	8	7.2
Utah Valley	Jan. 21		27	3-6	.500	3-6	.500	5-6	.833	5	3	8	3.5	2	1	2	0	0	14	7.5
at Abilene Christian	Jan. 26		26	3-6	.500	2-4	.500	2-2	1.000	1	1	2	3.4	0	1	0	0	0	10	7.6
at Tarleton	Jan. 28		23	2-6	.333	2-5	.400	2-2	1.000	2	3	5	3.5	1	1	1	1	1	8	7.6
Stephen F. Austin	Feb. 4		12	0-2	.000	0-1	.000	6-6	1.000	0	2	2	3.4	4	0	1	1	0	6	7.6
New Mexico State	Feb. 8		24	4-7	.571	3-6	.500	4-4	1.000	0	3	3	3.4	2	0	1	0	2	15	7.9
at Seattle U	Feb. 11		22	2-8	.250	1-5	.200	0-0	.000	0	3	3	3.4	1	1	1	1	1	5	7.8
UT Rio Grande Valley	Feb. 15		16	0-4	.000	0-2	.000	0-0	.000	1	3	4	3.4	3	0	1	0	0	7.5	
Abilene Christian	Feb. 17		13	1-1	1.000	0-0	.000	1-1	1.000	0	4	4	3.4	1	0	1	0	0	3	7.3
Park (Ariz.)	Feb. 21		23	4-7	.571	4-7	.571	1-2	.500	0	4	4	3.5	0	2	1	0	0	13	7.5
Seattle U	Feb. 24		22	2-5	.400	2-4	.500	0-0	.000	0	1	1	3.4	1	0	0	0	0	6	7.4
at Southern Utah	March 1		22	2-7	.286	1-5	.200	0-0	.000	0	4	4	3.4	0	1	1	0	0	5	7.4

CAREER STATS

Year	GP	GS	MIN	MPG	FG	FGA	PCT	3PM	3PA	3PCT	FT	FTA	PCT	OFF	DEF	TOT	AVG	PF	AST	APG	TO	BLK	STL	PTS	PPG
2017-18 (Fr.)	30	17	535	17.8	54	133	40.6	40	87	46.0	7	14	50.0	8	48	56	1.9	25	39	1.3	52	2	12	155	5.2
2018-19 (So.)	31	27	848	27.4	110	270	40.7	81	178	45.5	34	44	77.3	10	73	83	2.7	52	55	1.8	61	2	16	335	10.8
2020-21 (R-Jr.)	31	1	341	11.0	41	97	42.3	25	71	35.2	5	11	45.5	6	22	28	0.9	14	9	0.3	17	3	7	112	3.6
2021-22 (R-Jr.)	31	20	682	22.0	79	186	42.5	59	145	40.7	33	40	82.5	6	101	107	3.5	38	29	0.9	22	6	8	250	8.1
2022-23 (Gr.)	30	3	635	21.2	67	162	41.4	48	117	41.0	39	44	88.6	17	85	102	3.4	42	22	0.7	21	5	10	221	7.4
Total	153	68	3041	19.9	351	848	41.4	253	598	42.3	118	153	77.1	47	329	376	2.5	171	154	1.0	173	18	53	1073	7.0



21

LOGAN
LANDERS

FORWARD • SOPHOMORE • 6-9 • 225
CEDARBURG, WIS.
CEDARBURG HS
KANSAS STATE ('21-22)



NOTES

THIS SEASON

» **SOPHOMORE CAMPAIGN:** Transfers to GCU for 2022-23 season with three years of eligibility remaining. Committed to GCU's coaching staff before leaving campus on his official visit. "It was a no-brainer for me when I got there, saw how amazing the area is, how amazing the campus is and how the president is an amazing human being who takes pride in trying to better people's lives. How do I not want to be around that?"

OTHER NOTES

- » **HALF SEASON:** Initially intended to redshirt his first season with the Wildcats but was pressed into early action due to injury. Saw action in 11 games, all off the bench. Final appearance of season came on Jan. 1, 2022, against Oklahoma before missed games due to health and safety protocols ended his season prematurely.
- » **BASEBALL:** Was a highly-regarded baseball pitching prospect who had a career 1.94 ERA in high school in 68 2/3 innings.
- » **BLOODLINES:** Father, David, played baseball and basketball at Bellevue (Neb.) and Milwaukee-Wisconsin. Mother, Lauren, was a cheerleader at Green Bay.

GAME LOG

Opponent	Date	GS	Min	FG	SHOOTING			REBOUNDING											
					3PT	FT	FT%	O	D	T	A	PF	A	TO	BLK	STL	PTS	AVG	
Montana State	Nov. 7	4	0-0	.000	0-0	.000	0-0	.000	0	1	1	1.0	0	0	0	0	0	0	0.0
San Diego Christian	Nov. 9	14	3-4	.750	0-1	.000	2-3	.667	0	1	1	1.0	2	2	1	0	0	8	4.0
at Nevada	Nov. 12	1	0-0	.000	0-0	.000	0-0	.000	0	0	0	0.7	1	0	0	0	0	0	2.7
Grambling State	Nov. 18	12	2-4	.500	1-3	.333	0-0	.000	2	2	4	1.5	4	1	1	0	0	5	3.3
vs Wichita State	Nov. 21	3	0-0	.000	0-0	.000	0-0	.000	0	0	0	1.2	0	0	0	0	0	0	2.6
vs Northern Iowa	Nov. 22								DNP - coach's decision										
Benedictine Mesa	Nov. 26	23	4-8	.500	0-2	.000	0-0	.000	2	2	4	1.7	0	3	1	0	0	8	3.5
Alcorn State	Nov. 29								DNP - coach's decision										
at Wyoming	Dec. 3								DNP - coach's decision										
Loyola Marymount	Dec. 7	2	0-0	.000	0-0	.000	0-0	.000	1	0	1	1.6	0	0	0	0	0	0	3.0
vs North Texas	Dec. 10								DNP - coach's decision										
Pepperdine	Dec. 17								DNP - coach's decision										
Idaho State	Dec. 20	2	0-1	.000	0-1	.000	0-0	.000	0	0	0	1.4	1	0	2	0	0	0	2.6
California Baptist	Dec. 29								DNP - coach's decision										
at Sam Houston	Jan. 5								DNP - coach's decision										
at Stephen F. Austin	Jan. 7								DNP - coach's decision										
UT Arlington	Jan. 12	8	0-0	.000	0-0	.000	0-0	.000	0	0	0	1.2	3	0	0	0	0	0	2.3
at California Baptist	Jan. 14	2	0-0	.000	0-0	.000	0-0	.000	0	0	0	1.1	1	0	0	0	0	0	2.1
Utah Tech	Jan. 18	1	0-0	.000	0-0	.000	0-0	.000	0	0	0	1.0	1	0	0	0	0	0	1.9
Utah Valley	Jan. 21								DNP - coach's decision										
at Abilene Christian	Jan. 26								DNP - coach's decision										
at Tarleton	Jan. 28	4	0-0	.000	0-0	.000	0-0	.000	0	1	1	1.0	1	0	0	0	0	0	1.8
Stephen F. Austin	Feb. 4								DNP - coach's decision										
New Mexico State	Feb. 8								DNP - coach's decision										
at Seattle U	Feb. 11								DNP - coach's decision										
UT Rio Grande Valley	Feb. 15								DNP - coach's decision										
Abilene Christian	Feb. 17								DNP - coach's decision										
Park (Ariz.)	Feb. 21	17	3-5	.600	1-3	.333	0-0	.000	2	5	7	1.5	0	0	0	0	1	7	2.2
Seattle U	Feb. 24								DNP - coach's decision										
at Southern Utah	March 1								DNP - coach's decision										

CURRENT STATS

2.2	1.5	0.5	54.5	66.7	20.0
PPG	RPG	APG	FG%	FT%	3P%

TRACKING

	Season	Career
10+ points	0	0
10+ rebounds	0	0
5+ assists	0	0
Double-doubles	0	0
Led team in points	0	0

CAREER HIGHS

POINTS	REBS	ASSISTS	3-PT M
8	7	3	1
2 times, last: vs. Benedictine Nov. 26, 2022	vs. Park Feb. 21, 2023	vs. Benedictine Nov. 26, 2022	2 times, last: vs. Park Feb. 21, 2023
FT M	STEALS	BLOCKS	MINUTES
3	1	--	23
vs. Arkansas Nov. 22, 2021	2 times, last: vs. Park Feb. 21, 2023	--	vs. Benedictine Nov. 26, 2022
1st Half		2nd Half	
POINTS	3 , vs. Arkansas Nov. 22, 2021	8 , vs. SD Christian Nov. 9, 2022	
REB.	3 , vs. Green Bay Dec. 12, 2021	4 , (2x) vs. Benedictine Nov. 26, 2022	

PURPLE shading denotes a career high set this season

SEASON HIGHS

POINTS	REBS	ASSISTS	3-PT M
8	7	3	1
2 times, last: vs. Benedictine Nov. 26, 2022	vs. Park Feb. 21, 2023	vs. Benedictine Nov. 26, 2022	2 times, last: vs. Park Feb. 21, 2023
FT M	STEALS	BLOCKS	MINUTES
2	1	--	23
vs. SD Christian Nov. 9, 2022	vs. Park Feb. 21, 2023	--	vs. Benedictine Nov. 26, 2022

CAREER STATS

Year	GP	GS	MIN	MPG	FG	FGA	PCT	3PM	3PA	3PCT	FT	FTA	PCT	OFF	DEF	TOT	AVG	PF	AST	APG	TO	BLK	STL	PTS	PPG
2021-22 (Fr.)	11	0	75	6.8	4	10	40.0	0	1	0.0	4	6	66.7	6	7	13	1.2	10	1	0.1	2	0	1	12	1.1
2022-23 (So.)	13	0	93	7.2	12	22	54.5	2	10	20.0	2	3	66.7	7	12	19	1.5	14	6	0.5	5	0	1	28	2.2
Total	24	0	168	7.0	16	32	50.0	2	11	18.2	6	9	66.7	13	19	32	1.3	24	7	0.3	7	0	2	40	1.7



22

JOSH
BAKER

GUARD • JUNIOR* • 6-4 • 185
PHOENIX, ARIZ.
McCLINTOCK HS
HUTCHINSON CC ('19-21), UNLV ('21-22)

CURRENT STATS

6.6	2.6	2.6	39.2	71.0	37.2
PPG	RPG	APG	FG%	FT%	3P%

TRACKING

	Season	Career
10+ points	7	8
10+ rebounds	0	0
5+ assists	2	2
Double-doubles	0	0
Led team in points	0	0

CAREER HIGHS

POINTS	REBS	ASSISTS	3-PT M
14	7	6	4
vs. Utah Tech Jan. 18, 2023	vs. Pepperdine Dec. 17, 2022	2 times, last: vs. Park Feb. 21, 2023	vs. Utah Tech Jan. 18, 2023
FT M	STEALS	BLOCKS	MINUTES
6	3	2	34
3 times, last: at Wyoming Dec. 3, 2022	2 times, last: vs. Park Feb. 21, 2023	vs. Cal Baptist Dec. 29, 2022	vs. Utah Tech Jan. 18, 2023
1st Half		2nd Half	
POINTS	13 , vs. Northern Iowa Nov. 22, 2022	10 , vs. SD Christian Nov. 9, 2022	
REB.	4 , (3x), last vs. LMU Dec. 7, 2022	4 , (2x), last vs. PEP Dec. 17, 2022	

PURPLE shading denotes a career high set this season

SEASON HIGHS

POINTS	REBS	ASSISTS	3-PT M
14	7	6	4
vs. Utah Tech Jan. 18, 2023	vs. Pepperdine Dec. 17, 2022	2 times, last: vs. Park Feb. 21, 2023	vs. Utah Tech Jan. 18, 2023
FT M	STEALS	BLOCKS	MINUTES
6	3	2	34
at Wyoming Dec. 3, 2022	2 times, last: vs. Park Feb. 21, 2023	vs. Cal Baptist Dec. 29, 2022	vs. Utah Tech Jan. 18, 2023

NOTES

THIS SEASON

» **COMES HOME:** After two years at Hutchinson CC in Kansas and one year at UNLV last year, returns to Phoenix. "It's overwhelming. I knew I had a lot of love in this city, but seeing it and actually feeling it is different. Playing in my hometown means everything. I honestly didn't know how big it was going to be for me when I was making the decision, but now I'm feeling the love. I'm learning how many people I represent, my family, myself, everybody in my neighborhood and community. It's big and I'm loving it."

OTHER NOTES

- » **IN VEGAS:** Appeared in 25 games and started 12 of them in his lone season with the Runnin' Rebels. Was tied for fifth in the nation in free throw percentage (93.5%) among individuals with at least 30 attempts.
- » **BLOODLINES:** Older brother, Jordan, played basketball professionally in China and Mexico.
- » **JUCO:** Was a bonafide scorer in his two junior college seasons in 2019-21, averaging 13.7 points as a freshman to earn Jayhawk West Freshman of Year, and bumping that scoring to 16.6 per game as a sophomore.

GAME LOG

Opponent	Date	GS	Min	FG	SHOOTING			REBOUNDING												
					3PT	FT	FT%	O	D	T	A	PF	A	TO	BLK	STL	PTS	AVG		
Montana State	Nov. 7	15	0-4	.000	0-2	.000	0-2	.000	0	2	2	2.0	0	2	2	0	0	0	0.0	
San Diego Christian	Nov. 9	14	3-5	.600	2-4	.500	2-2	1.000	0	4	4	3.0	1	4	1	0	0	10	5.0	
at Nevada	Nov. 12								DNP - illness											
Grambling State	Nov. 18	*	24	4-7	.571	2-4	.500	0-0	.000	0	0	0	2.0	1	6	2	1	3	10	6.7
vs Wichita State	Nov. 21	*	24	3-7	.429	1-4	.250	0-0	.000	0	4	4	2.5	1	0	3	0	0	7	6.8
vs Northern Iowa	Nov. 22	*	31	4-8	.500	3-5	.600	2-2	1.000	0	3	3	2.6	4	2	2	0	0	13	8.0
Benedictine Mesa	Nov. 26								DNP - rest											
Alcorn State	Nov. 29	*	30	1-4	.250	1-3	.333	0-2	.000	0	2	2	2.5	0	4	2	1	2	3	7.2
at Wyoming	Dec. 3	*	32	2-8	.250	1-4	.250	6-6	1.000	0	4	4	2.7	2	4	6	0	0	11	7.7
Loyola Marymount	Dec. 7	*	27	5-11	.455	0-3	.000	0-0	.000	1	5	6	3.1	4	4	3	0	0	10	8.0
vs North Texas	Dec. 10	*	26	2-5	.400	2-5	.400	0-0	.000	0	2	2	3.0	2	2	3	0	1	6	7.8
Pepperdine	Dec. 17	*	32	3-6	.500	0-2	.000	0-0	.000	0	7	7	3.4	3	3	4	0	0	6	7.6
Idaho State	Dec. 20	*	22	2-8	.250	1-4	.250	3-4	.750	1	1	2	3.3	1	0	0	0	2	8	7.6
California Baptist	Dec. 29	*	30	4-9	.444	2-6	.333	0-0	.000	1	2	3	3.3	1	4	1	2	2	10	7.8
at Sam Houston	Jan. 5	*	22	1-5	.200	1-4	.250	1-1	1.000	0	1	1	3.1	1	0	1	0	1	4	7.5
at Stephen F. Austin	Jan. 7	*	28	1-5	.200	1-4	.250	0-0	.000	1	1	2	3.0	3	5	3	0	1	3	7.2
UT Arlington	Jan. 12	*	27	1-4	.250	1-3	.333	0-0	.000	0	2	2	2.9	3	4	4	1	0	3	6.9
at California Baptist	Jan. 14	*	19	2-7	.286	1-5	.200	1-2	.500	0	2	2	2.9	3	3	0	0	0	6	6.9
Utah Tech	Jan. 18	*	34	4-7	.571	4-5	.800	2-2	1.000	0	2	2	2.8	4	5	2	0	0	14	7.3
Utah Valley	Jan. 21	*	10	0-3	.000	0-0	.000	0-0	.000	0	2	2	2.8	2	0	0	0	0	0	6.9
at Abilene Christian	Jan. 26								DNP - injury											
at Tarleton	Jan. 28								DNP - injury											
Stephen F. Austin	Feb. 4		21	2-7	.286	1-5	.200	0-1	.000	1	2	3	2.8	0	1	2	1	0	5	6.8
New Mexico State	Feb. 8		23	3-6	.500	2-4	.500	1-1	1.000	0	1	1	2.7	3	0	2	0	0	9	6.9
at Seattle U	Feb. 11		21	2-3	.667	2-2	1.000	0-0	.000	0	2	2	2.7	3	2	1	1	0	6	6.9
UT Rio Grande Valley	Feb. 15		17	2-5	.400	1-2	.500	2-2	1.000	0	5	5	2.8	1	2	0	1	1	7	6.9
Abilene Christian	Feb. 17		18	2-4	.500	1-2	.500	2-4	.500	0	1	1	2.7	4	0	0	0	0	7	6.9
Park (Ariz.)	Feb. 21		26	3-5	.600	2-4	.500	0-0	.000	0	3	3	2.7	3	6	0	0	3	8	6.9
Seattle U	Feb. 24		7	0-0	.000	0-0	.000	0-0	.000	0	0	0	2.6	0	2	2	0	0	0	6.6
at Southern Utah	March 1								DNP - injury											

CAREER STATS

Year	GP	GS	MIN	MPG	FG	FGA	PCT	3PM	3PA	3PCT	FT	FTA	PCT	OFF	DEF	TOT	AVG	PF	AST	APG	TO	BLK	STL	PTS	PPG
2021-22 (So.)	25	12	416	16.6	27	75	36.0	14	53	26.4	29	31	93.5	8	21	29	1.2	26	34	1.4	15	2	8	97	3.9
2022-23 (Jr.)	25	16	580	23.2	56	143	39.2	32	86	37.2	22	31	71.0	5	60	65	2.6	50	65	2.6	46	8	16	166	6.6
Total	50	28	996	19.9	83	218	38.1	46	139	33.1	51	62	82.3	13	81	94	1.9	76	99	2.0	61	10	24	263	5.3



NOTES

THIS SEASON

» **FIRST GAME, FIRST START:** Called into action off of an anticipated redshirt season. Started first collegiate game in GCU's WAC opener vs. California Baptist on Dec. 29, logging 12 minutes and scoring three points.

OTHER NOTES

- » **WINNER:** Made three appearances in the New Mexico high school state championship game and took home one state title as a sophomore in 2020. Helped lead team to a 31-1 senior season and an overall record of 102-4 in high school career.
- » **TOP IN STATE:** Ranked as the No. 1 player in the state of New Mexico.
- » **IN RIVAL TERRITORY:** The Las Cruces, N.M., native only attended three New Mexico State men's basketball games but all three were against Grand Canyon.
- » **IN THE CLASSROOM:** Featured a 4.0 GPA all four years of high school. Was a three-year member of the National Honors Society and won multiple leadership conferences.



23

ISAIAH
CARR

F/C • FRESHMAN • 7-0 • 240
LAS CRUCES, N.M.
LAS CRUCES HS

CURRENT STATS

1.0	2.0	0.1	28.6	50.0	0.0
PPG	RPG	APG	FG%	FT%	3P%

TRACKING	Season	Career
10+ points	0	0
10+ rebounds	0	0
5+ assists	0	0
Double-doubles	0	0
Led team in points	0	0

CAREER HIGHS

POINTS	REBS	ASSISTS	3-PT M
4	4	1	--
vs. Park Feb. 21, 2023	2 times, last: vs. Park Feb. 21, 2023	vs. Cal Baptist Dec. 29, 2022	--
FT M	STEALS	BLOCKS	MINUTES
2	2	4	13
vs. Park Feb. 21, 2023	vs. Park Feb. 21, 2023	vs. Park Feb. 21, 2023	2 times, last: vs. Park Feb. 21, 2023
1st Half		2nd Half	
POINTS	3 , vs. Cal Baptist Dec. 29, 2022	4 , vs. Park Feb. 21, 2023	
REB.	4 , at Sam Houston Jan. 5, 2023	4 , vs. Park Feb. 21, 2023	

PURPLE shading denotes a career high set this season

SEASON HIGHS

POINTS	REBS	ASSISTS	3-PT M
4	4	1	--
vs. Park Feb. 21, 2023	2 times, last: vs. Park Feb. 21, 2023	vs. Cal Baptist Dec. 29, 2022	--
FT M	STEALS	BLOCKS	MINUTES
2	2	4	13
vs. Park Feb. 21, 2023	vs. Park Feb. 21, 2023	vs. Park Feb. 21, 2023	2 times, last: vs. Park Feb. 21, 2023

GAME LOG

Opponent	Date	GS	Min	FG	SHOOTING			REBOUNDING												
					3PT	FT	A	O	D	T	A	PF	A	TO	BLK	STL	PTS	AVG		
Montana State	Nov. 7							DNP - anticipated redshirt												
San Diego Christian	Nov. 9							DNP - anticipated redshirt												
at Nevada	Nov. 12							DNP - anticipated redshirt												
Grambling State	Nov. 18							DNP - anticipated redshirt												
vs Wichita State	Nov. 21							DNP - anticipated redshirt												
vs Northern Iowa	Nov. 22							DNP - anticipated redshirt												
Benedictine Mesa	Nov. 26							DNP - anticipated redshirt												
Alcorn State	Nov. 29							DNP - anticipated redshirt												
at Wyoming	Dec. 3							DNP - anticipated redshirt												
Loyola Marymount	Dec. 7							DNP - anticipated redshirt												
vs North Texas	Dec. 10							DNP - anticipated redshirt												
Pepperdine	Dec. 17							DNP - anticipated redshirt												
Idaho State	Dec. 20							DNP - anticipated redshirt												
California Baptist	Dec. 29	*	12	1-4	.250	0-0	.000	1-2	.500	2	1	3	3.0	1	1	0	1	0	3	3.0
at Sam Houston	Jan. 5	*	11	0-0	.000	0-0	.000	0-0	.000	1	3	4	3.5	2	0	1	1	0	0	1.5
at Stephen F. Austin	Jan. 7	*	13	0-1	.000	0-0	.000	0-0	.000	0	2	2	3.0	2	0	0	1	0	0	1.0
UT Arlington	Jan. 12	*	8	0-1	.000	0-0	.000	0-2	.000	2	0	2	2.8	2	0	0	1	1	0	0.8
at California Baptist	Jan. 14	*	5	0-0	.000	0-0	.000	1-2	.500	0	0	0	2.2	2	0	0	0	0	1	0.8
Utah Tech	Jan. 18	*	9	0-0	.000	0-0	.000	0-0	.000	0	1	1	2.0	4	0	0	0	0	0	0.7
Utah Valley	Jan. 21							DNP - coach's decision												
at Abilene Christian	Jan. 26							DNP - coach's decision												
at Tarleton	Jan. 28	2	0-0	.000	0-0	.000	0-0	.000	0	0	0	1.7	1	0	0	0	0	0	0	0.6
Stephen F. Austin	Feb. 4							DNP - coach's decision												
New Mexico State	Feb. 8							DNP - coach's decision												
at Seattle U	Feb. 11							DNP - coach's decision												
UT Rio Grande Valley	Feb. 15							DNP - coach's decision												
Abilene Christian	Feb. 17							DNP - coach's decision												
Park (Ariz.)	Feb. 21	13	1-1	1.000	0-0	.000	2-2	1.000	0	4	4	2.0	3	0	2	4	2	4	4	1.0
Seattle U	Feb. 24							DNP - coach's decision												
at Southern Utah	March 1							DNP - coach's decision												

CAREER STATS

Year	GP	GS	MIN	MPG	FG	FGA	PCT	3PM	3PA	3PCT	FT	FTA	PCT	OFF	DEF	TOT	AVG	PF	AST	APG	TO	BLK	STL	PTS	PPG
2022-23 (Fr.)	8	6	73	9.1	2	7	29%	0	0	0.0	4	8	50%	5	11	16	2.0	17	1	0.1	3	8	3	8	1.0
Total	8	6	73	9.1	2	7	0.3	0	0	0.0	4	8	0.5	5	11	16	2.0	17	1	0.1	3	8	3	8	1.0



24

YVAN
OUEDRAOGO

F/C • JUNIOR* • 6-9 • 250
BORDEAUX, FRANCE
NT'L INST. OF SPORT, EXPERTISE, PERFORMANCE
NEBRASKA ('19-21)

CURRENT STATS

5.4	5.5	0.3	52.4	55.4	0.0
PPG	RPG	APG	FG%	FT%	3P%

TRACKING

	Season	Career
10+ points	3	12
10+ rebounds	1	13
5+ assists	0	0
Double-doubles	0	6
Led team in points	0	0

CAREER HIGHS

POINTS	REBS	ASSISTS	3-PT M
13	19	3	--
2 times, last: vs. Pepperdine Dec. 17, 2022	vs. Northwestern March 1, 2020	vs. Iowa Jan. 7, 2020	--
FT M	STEALS	BLOCKS	MINUTES
7	4	3	38
vs. Doane Dec. 17, 2020	at Wyoming Dec. 3, 2022	at S. Utah March 1, 2023	vs. Northwestern March 1, 2020
1st Half		2nd Half	
POINTS	7 , (2x) vs. N. Iowa Nov. 22, 2022	10 , vs. Texas A&M-CC Dec. 29, 2019	
REB.	13 , vs. Northwestern March 1, 2020	11 , vs. Doane Dec. 17, 2020	

PURPLE shading denotes a career high set this season

SEASON HIGHS

POINTS	REBS	ASSISTS	3-PT M
13	11	2	--
vs. Pepperdine Dec. 17, 2022	vs. North Texas Dec. 10, 2022	vs. North Texas Dec. 10, 2022	--
FT M	STEALS	BLOCKS	MINUTES
6	4	3	35
vs. Alcorn State Nov. 29, 2022	at Wyoming Dec. 3, 2022	at S. Utah March 1, 2023	vs. SFA Feb. 4, 2023

NOTES

THIS SEASON

- » **WRIST INJURY:** Returned on Jan. 26 after missing eight consecutive games with a wrist injury sustained against Pepperdine on Dec. 17.
- » **YEAR 4:** Ready for fourth college season after spending first two at Nebraska and last year at Grand Canyon.

OTHER NOTES

- » **REBOUNDER:** Finished as Lopes leading rebounder in 2021-22 at 6.7 per game which ranked ninth in the WAC. With 2.84 of those average rebounds coming on the offensive end, ranked 56th nationally in that category. Total rebounding average ticked up to 7.2 during conference play which ranked fifth in the WAC. Pulled down 16 rebounds in GCU's best win of the season over previously undefeated San Francisco on Dec. 18, most in a single game by a GCU player for the season.
- » **HUSKER RECORD HOLDER:** Set Nebraska's freshman rebounding record for a season (203) and a game (19 vs. Northwestern on March 1) in 2019-20. Became just the third freshman ever to lead the Huskers in rebounding.
- » **GROWING UP:** Born in Bordeaux, France and lived there until age 7. Family moved to Burkina Faso, a West African nation.

GAME LOG

Opponent	Date	GS	Min	FG	SHOOTING			REBOUNDING												
					3PT	FT	FT%	O	D	T	A	PF	A	TO	BLK	STL	PTS	AVG		
Montana State	Nov. 7	*	28	3-3	1.000	0-0	.000	0-0	.000	1	5	6	6.0	3	1	0	0	1	6	6.0
San Diego Christian	Nov. 9	*	17	3-3	1.000	0-0	.000	2-4	.500	3	3	6	6.0	2	1	1	0	0	8	7.0
at Nevada	Nov. 12	*	25	3-4	.750	0-0	.000	0-1	.000	3	2	5	5.7	3	0	1	1	0	6	6.7
Grambling State	Nov. 18	*	18	0-0	.000	0-0	.000	1-2	.500	1	5	6	5.8	2	0	0	0	0	1	5.3
vs Wichita State	Nov. 21	*	20	0-1	.000	0-0	.000	0-0	.000	0	4	4	5.4	1	0	1	0	1	0	4.2
vs Northern Iowa	Nov. 22	*	27	4-7	.571	0-0	.000	3-7	.429	4	2	6	5.5	2	0	1	0	0	11	5.3
Benedictine Mesa	Nov. 26	*	11	2-3	.667	0-0	.000	1-1	1.000	0	3	3	5.1	3	0	0	0	0	5	5.3
Alcorn State	Nov. 29	*	32	2-4	.500	0-0	.000	6-6	1.000	1	5	6	5.3	4	0	2	1	0	10	5.9
at Wyoming	Dec. 3	*	29	2-5	.400	0-0	.000	0-0	.000	0	5	5	5.2	2	0	2	0	4	4	5.7
Loyola Marymount	Dec. 7	*	18	1-2	.500	0-0	.000	0-2	.000	2	2	4	5.1	4	0	1	1	1	2	5.3
vs North Texas	Dec. 10	*	27	2-3	.667	0-0	.000	3-4	.750	5	6	11	5.6	3	2	1	0	0	7	5.5
Pepperdine	Dec. 17	*	33	4-7	.571	0-0	.000	5-6	.833	5	3	8	5.8	3	0	0	1	1	13	6.1
Idaho State	Dec. 20																			
California Baptist	Dec. 29																			
at Sam Houston	Jan. 5																			
at Stephen F. Austin	Jan. 7																			
UT Arlington	Jan. 12																			
at California Baptist	Jan. 14																			
Utah Tech	Jan. 18																			
Utah Valley	Jan. 21																			
at Abilene Christian	Jan. 26	*	15	2-3	.667	0-0	.000	0-0	.000	3	4	7	5.9	1	0	1	1	0	4	5.9
at Tarleton	Jan. 28	*	17	1-1	1.000	0-0	.000	0-2	.000	0	1	1	5.6	4	0	2	0	1	2	5.6
Stephen F. Austin	Feb. 4	*	35	2-8	.250	0-0	.000	4-4	1.000	2	1	3	5.4	4	1	1	1	1	8	5.8
New Mexico State	Feb. 8	*	19	1-4	.250	0-0	.000	0-0	.000	0	4	4	5.3	2	0	0	1	1	2	5.6
at Seattle U	Feb. 11	*	26	2-2	1.000	0-0	.000	1-3	.333	2	2	4	5.2	2	0	1	1	0	5	5.5
UT Rio Grande Valley	Feb. 15	*	27	1-4	.250	0-0	.000	1-3	.333	2	3	5	5.2	3	0	0	2	1	3	5.4
Abilene Christian	Feb. 17	*	27	2-3	.667	0-0	.000	2-4	.500	3	4	7	5.3	4	0	4	1	0	6	5.4
Park (Ariz.)	Feb. 21	*	17	2-7	.286	0-0	.000	1-4	.250	6	3	9	5.5	0	1	1	1	1	5	5.4
Seattle U	Feb. 24	*	21	1-3	.333	0-0	.000	0-1	.000	1	3	4	5.4	1	0	0	1	1	2	5.2
at Southern Utah	March 1		29	4-7	.571	0-0	.000	1-2	.500	2	5	7	5.5	3	1	1	3	1	9	5.4

CAREER STATS

Year	GP	GS	MIN	MPG	FG	FGA	PCT	3PM	3PA	3PCT	FT	FTA	PCT	OFF	DEF	TOT	AVG	PF	AST	APG	TO	BLK	STL	PTS	PPG
2019-20 (Fr.)	32	30	685	21.4	70	168	41.7	0	0	0.0	41	86	47.7	90	113	203	6.3	52	15	0.5	48	9	13	181	5.7
2020-21 (So.)	22	4	328	14.9	28	66	42.4	0	0	0.0	18	46	39.1	40	42	82	3.7	32	9	0.4	12	11	10	74	3.4
2021-22 (So.)	31	28	643	20.7	49	106	46.2	0	0	0.0	24	61	39.3	87	121	208	6.7	59	13	0.6	43	9	12	122	3.9
2022-23 (Jr.)	22	21	518	23.5	44	84	52.4	0	0	0.0	31	56	55.4	46	75	121	5.5	56	7	0.3	21	16	15	119	5.4
Total	107	83	2174	20.3	191	424	45.0	0	0	0.0	114	249	45.8	263	351	614	5.7	199	44	0.4	124	45	50	496	4.6



30 **GABE**
McGLOTHAN

FORWARD • RS-JUNIOR* • 6-7 • 235
GILBERT, ARIZ.
BASHA HS
SOUTHEAST MISSOURI STATE ('18-19)

CURRENT STATS

11.8	7.9	0.8	49.8	73.4	31.3
PPG	RPG	APG	FG%	FT%	3P%

TRACKING

	Season	Career
10+ points	19	42
10+ rebounds	9	21
5+ assists	0	0
Double-doubles	6	15
Led team in points	4	9

CAREER HIGHS

POINTS	REBS	ASSISTS	3-PT M
27	18	3	4
2 times, last: vs. UTRGV Feb. 15, 2023	vs. N. Iowa Nov. 22, 2022	7 times, last: vs. North Texas Dec. 10, 2022	2 times, last: vs. Park Feb. 21, 2023
FT M	STEALS	BLOCKS	MINUTES
12	3	4	40
vs. Pepperdine Dec. 17, 2022	3 times, last: vs. LMU Dec. 7, 2022	at Miss. Valley Dec. 4, 2018	vs. SIUE Jan. 24, 2019
1st Half		2nd Half	
POINTS	18 , vs. UTRGV Feb. 15, 2023	21 , at UT Martin Feb. 14, 2019	
REB.	9 , (2x) last vs. N. Iowa Nov. 22, 2022	9 , (4x) last vs. N. Iowa Nov. 22, 2022	

PURPLE shading denotes a career high set this season

SEASON HIGHS

POINTS	REBS	ASSISTS	3-PT M
27	18	3	4
vs. UTRGV Feb. 15, 2023	vs. N. Iowa Nov. 22, 2022	vs. North Texas Dec. 10, 2022	vs. Park Feb. 21, 2023
FT M	STEALS	BLOCKS	MINUTES
12	3	3	39
vs. Pepperdine Dec. 17, 2022	vs. LMU Dec. 7, 2022	vs. Alcorn State Nov. 29, 2022	at Sam Houston Jan. 5, 2023

NOTES

THIS SEASON

- » **CAREER NIGHT:** Tied his career high of 27 points on an efficient 12-for-18 clip on Feb. 15 against UTRGV.
- » **18 BOARDS:** Set a new career high with 18 rebounds in GCU's win over reigning MVC Champion Northern Iowa on Nov. 22. It was the third-best rebounding performance by a D-I Lopec, most since Killian Larson had two 20-board games in 2014.
- » **PRESEASON HONORS:** Preseason recognition as an All-WAC second teamer. Joining Blacksher and Harrison with recognition, the Lopes landed three preseason selections for first time since 2020-21 with Lever, Blacksher and Oscar Frayer.

OTHER NOTES

- » **IN 2021-22:** Started 30 of GCU's 31 games and finished third on the team in scoring (9.3 points per game) and second in rebounding (6.6 rebounds per game). Finished 10th in the WAC in rebounds per game.
- » **STARTER:** Earned first GCU start in second game of 2021-22 season and has started every game since.
- » **GCU CONNECTION:** Brother, Aidan, played soccer at GCU from 2014-17.

GAME LOG

Opponent	Date	GS	Min	FG	SHOOTING			REBOUNDING							PTS	AVG				
					3PT	FT	PCT	O	D	T	A	PF	A	TO			BLK	STL		
Montana State	Nov. 7	*	30	5-7	.714	1-2	.500	2-3	.667	1	4	5	5.0	3	1	0	0	1	13	13.0
San Diego Christian	Nov. 9	*	21	6-10	.600	1-5	.200	0-0	.000	2	8	10	7.5	0	0	1	2	1	13	13.0
at Nevada	Nov. 12	*	33	1-6	.167	0-3	.000	0-0	.000	1	7	8	7.7	2	1	1	0	0	2	9.3
Grambling State	Nov. 18	*	16	4-5	.800	2-2	1.000	0-0	.000	2	7	9	8.0	2	1	1	0	0	10	9.5
vs Wichita State	Nov. 21	*	31	3-9	.333	0-3	.000	0-0	.000	4	4	8	8.0	2	1	1	0	1	6	8.8
vs Northern Iowa	Nov. 22	*	34	5-13	.385	0-4	.000	3-5	.600	5	13	18	9.7	3	0	2	0	1	13	9.5
Benedictine Mesa	Nov. 26	*	15	4-5	.800	1-1	1.000	3-4	.750	3	5	8	9.4	0	1	1	2	0	12	9.9
Alcorn State	Nov. 29	*	28	3-7	.429	0-2	.000	0-1	.000	3	4	7	9.1	3	1	2	3	0	6	9.4
at Wyoming	Dec. 3	*	34	6-10	.600	2-3	.667	0-0	.000	1	4	5	8.7	2	1	1	1	1	14	9.9
Loyola Marymount	Dec. 7	*	31	6-14	.429	1-4	.250	1-3	.333	2	3	5	8.3	4	2	3	1	3	14	10.3
vs North Texas	Dec. 10	*	33	1-5	.200	1-3	.333	0-0	.000	0	6	6	8.1	1	3	1	1	0	3	9.6
Pepperdine	Dec. 17	*	31	4-9	.444	0-2	.000	12-14	.857	2	11	13	8.5	3	0	2	1	0	20	10.5
Idaho State	Dec. 20	*	34	6-10	.600	0-1	.000	2-6	.333	8	3	11	8.7	3	0	2	0	1	14	10.8
California Baptist	Dec. 29	*	24	2-11	.182	1-4	.250	2-4	.500	5	5	10	8.8	1	0	2	0	0	7	10.5
at Sam Houston	Jan. 5	*	39	2-3	.667	0-1	.000	5-6	.833	2	11	13	9.1	3	2	5	0	1	9	10.4
at Stephen F. Austin	Jan. 7	*	32	3-7	.429	1-3	.333	2-2	1.000	1	3	4	8.8	3	1	2	0	1	9	10.3
UT Arlington	Jan. 12	*	30	4-7	.571	1-3	.333	2-2	1.000	1	6	7	8.6	2	2	2	2	0	11	10.4
at California Baptist	Jan. 14	*	35	9-12	.750	1-2	.500	5-6	.833	4	4	8	8.6	3	2	1	1	1	24	11.1
Utah Tech	Jan. 18	*	30	4-9	.444	1-2	.500	6-6	1.000	2	5	7	8.5	2	0	1	1	0	15	11.3
Utah Valley	Jan. 21	*	30	6-12	.500	0-4	.000	1-2	.500	3	2	5	8.4	5	1	2	0	1	13	11.4
at Abilene Christian	Jan. 26	*	25	2-6	.333	1-2	.500	0-0	.000	4	1	5	8.2	4	1	3	0	0	5	11.1
at Tarleton	Jan. 28	*	26	1-3	.333	1-3	.333	2-2	1.000	0	1	1	7.9	2	0	1	0	1	5	10.8
Stephen F. Austin	Feb. 4	*	30	4-6	.667	0-2	.000	1-4	.250	4	8	12	8.0	3	0	2	1	0	9	10.7
New Mexico State	Feb. 8	*	31	5-8	.625	1-3	.333	3-4	.750	3	6	9	8.1	2	0	1	2	0	14	10.9
at Seattle U	Feb. 11	*	28	3-14	.214	0-3	.000	2-2	1.000	3	4	7	8.0	2	1	2	1	1	8	10.8
UT Rio Grande Valley	Feb. 15	*	29	12-18	.667	1-3	.333	2-3	.667	7	4	11	8.2	4	1	0	0	0	27	11.4
Abilene Christian	Feb. 17	*	36	7-8	.875	1-2	.500	5-6	.833	2	6	8	8.1	2	1	3	1	0	20	11.7
Park (Ariz.)	Feb. 21	*	9	4-5	.800	4-4	1.000	0-0	.000	0	4	4	8.0	1	0	0	0	1	12	11.7
Seattle U	Feb. 24	*	33	3-11	.273	0-3	.000	6-7	.857	3	7	10	8.1	3	1	3	0	1	12	11.7
at Southern Utah	March 1	*	25	4-9	.444	3-4	.750	2-2	1.000	0	2	2	7.9	4	0	2	0	0	13	11.8

(SHADING DENOTES PREVIOUS SCHOOL)

CAREER STATS

Year	GP	GS	MIN	MPG	FG	FGA	PCT	3PM	3PA	3PCT	FT	FTA	PCT	OFF	DEF	TOT	AVG	PF	AST	APG	TO	BLK	STL	PTS	PPG
2018-19 (Fr.)	31	11	670	21.6	93	204	45.6	21	60	35.0	26	43	60.5	58	134	192	6.2	98	29	0.9	41	20	20	233	7.5
2020-21 (R-So.)	24	0	403	16.8	57	98	58.2	5	15	33.3	28	42	66.7	44	84	128	5.3	60	14	0.6	24	6	7	147	6.1
2021-22 (R-So.)	31	30	812	26.2	97	222	43.7	36	110	32.7	57	78	73.1	55	149	204	6.6	86	22	0.9	46	12	20	287	9.3
2022-23 (R-Jr.)	30	30	863	28.8	129	259	49.8	26	83	31.3	69	94	73.4	78	158	236	7.9	74	25	0.8	50	20	17	353	11.8
Total	116	71	2748	23.7	376	783	48.0	88	268	32.8	180	257	70.0	235	525	760	6.6	318	90	0.8	161	58	64	1020	8.8



33

ISAIAH
SHAW

GUARD • RS-FRESHMAN • 6-7 • 200
ROME, ITALY
DAVIDSON ACADEMY
PHH PREP

CURRENT STATS

4.4	1.6	0.6	44.0	66.7	53.8
PPG	RPG	APG	FG%	FT%	3P%

TRACKING

	Season	Career
10+ points	1	1
10+ rebounds	0	0
5+ assists	0	0
Double-doubles	0	0
Led team in points	0	0

CAREER HIGHS

POINTS	REBS	ASSISTS	3-PT M
11	6	2	2
vs. Benedictine Nov. 26, 2022	vs. Benedictine Nov. 26, 2022	2 times, last: vs. Benedictine Nov. 26, 2022	vs. SD Christian Nov. 9, 2022
FT M	STEALS	BLOCKS	MINUTES
2	1	--	23
vs. Benedictine Nov. 26, 2022	2 times, last: vs. Benedictine Nov. 26, 2022	--	vs. Benedictine Nov. 26, 2022
1st Half		2nd Half	
POINTS	--	11 , vs. Benedictine Nov. 26, 2022	
REB.	2 , vs. Benedictine Nov. 26, 2022		4 , vs. Benedictine Nov. 26, 2022

PURPLE shading denotes a career high set this season

SEASON HIGHS

POINTS	REBS	ASSISTS	3-PT M
11	6	2	2
vs. Benedictine Nov. 26, 2022	vs. Benedictine Nov. 26, 2022	2 times, last: vs. Benedictine Nov. 26, 2022	vs. SD Christian Nov. 9, 2022
FT M	STEALS	BLOCKS	MINUTES
2	1	--	23
vs. Benedictine Nov. 26, 2022	2 times, last: vs. Benedictine Nov. 26, 2022	--	vs. Benedictine Nov. 26, 2022

NOTES

THIS SEASON

- » **INJURY:** Has missed time with injury after sustaining a knee injury in a practice leading up to Dec. 17's game against Pepperdine.
- » **CAREER BEST:** Set a new career high on Nov. 26 vs. Benedictine Mesa by scoring 11 points on 4-of-6 shooting.

OTHER NOTES

- » **PHOENIX BALL:** Moved to Phoenix last year after father, Casey, accepted coaching position at GCU. Spent year refining game at PHH Prep.
- » **BLOODLINES:** Father, Casey, played at Toledo, was a pick of the Philadelphia 76ers in the 1998 NBA Draft, had a lengthy international pro career and is currently an assistant coach on the Lopes staff. Uncle, Bryce, is GCU's head coach. Mother, Dana, was a standout basketball player at Toledo. Younger brother, Caleb, is a freshman basketball player at Northern Colorado.
- » **WHEN IN ROME:** Born in Rome, Italy, while his father was playing professionally.

GAME LOG

Opponent	Date	GS	Min	FG	SHOOTING			REBOUNDING												
					3PT	FT	FT%	O	D	T	A	PF	A	TO	BLK	STL	PTS	AVG		
Montana State	Nov. 7	3	1-1	1.000	1-1	1.000	0-0	.000	0	0	0	0.0	0	0	0	0	0	0	3	3.0
San Diego Christian	Nov. 9	14	2-5	.400	2-4	.500	0-0	.000	0	1	1	0.5	3	2	1	0	1	6	4.5	
at Nevada	Nov. 12	2	0-0	.000	0-0	.000	0-0	.000	1	0	1	0.7	0	0	0	0	0	0	3.0	
Grambling State	Nov. 18	12	1-10	.100	1-4	.250	0-0	.000	1	1	2	1.0	1	0	0	0	0	3	3.0	
vs Wichita State	Nov. 21	2	1-1	1.000	1-1	1.000	0-0	.000	0	0	0	0.8	0	0	0	0	0	3	3.0	
vs Northern Iowa	Nov. 22								DNP - coach's decision											
Benedictine Mesa	Nov. 26	23	4-6	.667	1-2	.500	2-2	1.000	4	2	6	1.7	0	2	2	0	1	11	4.3	
Alcorn State	Nov. 29								DNP - coach's decision											
at Wyoming	Dec. 3								DNP - coach's decision											
Loyola Marymount	Dec. 7	9	2-2	1.000	1-1	1.000	0-1	.000	0	1	1	1.6	0	0	0	0	0	5	4.4	
vs North Texas	Dec. 10								DNP - coach's decision											
Pepperdine	Dec. 17								DNP - injury											
Idaho State	Dec. 20								DNP - injury											
California Baptist	Dec. 29								DNP - injury											
at Sam Houston	Jan. 5								DNP - injury											
at Stephen F. Austin	Jan. 7								DNP - injury											
UT Arlington	Jan. 12								DNP - injury											
at California Baptist	Jan. 14								DNP - injury											
Utah Tech	Jan. 18								DNP - injury											
Utah Valley	Jan. 21								DNP - injury											
at Abilene Christian	Jan. 26								DNP - injury											
at Tarleton	Jan. 28								DNP - injury											
Stephen F. Austin	Feb. 4								DNP - injury											
New Mexico State	Feb. 8								DNP - injury											
at Seattle U	Feb. 11								DNP - injury											
UT Rio Grande Valley	Feb. 15								DNP - injury											
Abilene Christian	Feb. 17								DNP - injury											
Park (Ariz.)	Feb. 21								DNP - injury											
Seattle U	Feb. 24								DNP - injury											
at Southern Utah	March 1								DNP - injury											

CAREER STATS

Year	GP	GS	MIN	MPG	FG	FGA	PCT	3PM	3PA	3PCT	FT	FTA	PCT	OFF	DEF	TOT	AVG	PF	AST	APG	TO	BLK	STL	PTS	PPG
2022-23 (R-Fr)	7	0	65	9.3	11	25	44.0	7	13	53.8	2	3	66.7	6	5	11	1.6	4	4	0.6	3	0	2	31	4.4
Total	7	0	65	9.3	11	25	44.0	7	13	53.8	2	3	66.7	6	5	11	1.6	4	4	0.6	3	0	2	31	4.4



55

WALTER
ELLIS

GUARD • SENIOR* • 6-5 • 200
GRANGER, IND.
BREWSTER ACADEMY
BUCKNELL ('18-21)

CURRENT STATS

4.4	2.2	0.5	47.4	88.9	45.5
PPG	RPG	APG	FG%	FT%	3P%

TRACKING

	Season	Career
10+ points	5	23
10+ rebounds	0	0
5+ assists	0	1
Double-doubles	0	0
Led team in points	1	2

CAREER HIGHS

POINTS	REBS	ASSISTS	3-PT M
24	8	6	5
vs. Park Feb. 21, 2023	2 times, last: at Lafayette March 6, 2021	at Colgate March 10, 2021	2 times, last: vs. Park Feb. 21, 2023
FT M	STEALS	BLOCKS	MINUTES
7	4	2	34
vs. Park Feb. 21, 2023	2 times, last: at Chicago St. Feb. 23, 2022	6 times, last: at Colgate March 10, 2021	2 times, last: at Lafayette Jan. 10, 2021
1st Half		2nd Half	
POINTS	13 , vs. Park Feb. 21, 2023	15 , vs. Benedictine Nov. 26, 2022	
REB.	5 , (2x), last: vs. Colgate Feb. 26, 2020	5 , (2x), last: SDCC Nov. 9, 2022	

PURPLE shading denotes a career high set this season

SEASON HIGHS

POINTS	REBS	ASSISTS	3-PT M
24	7	3	5
vs. Park Feb. 21, 2023	vs. SD Christian Nov. 9, 2022	at S. Utah March 1, 2023	2 times, last: vs. Park Feb. 21, 2023
FT M	STEALS	BLOCKS	MINUTES
7	2	1	32
vs. Park Feb. 21, 2023	2 times, last: vs. Park Feb. 21, 2023	at S. Utah March 1, 2023	at S. Utah March 1, 2023

NOTES

THIS SEASON

- » **CAREER BEST:** In game before his Senior Night, set a new career high with 24 points on five made 3-pointers in a win over Park (Ariz.) on Feb. 21.
- » **5 x 3:** Set a new career high with five made 3-pointers against Benedictine Mesa on Nov. 26.

OTHER NOTES

- » **SHARPSHOOTER:** Was a 3-point specialist for the Lopes in 2021-22, with 21 of his 22 field-goal attempts coming from distance. Shot from 3-point range at a 45.7% clip. Was one of 51 players nationally to shoot over 45% (min. 20 makes). Had the best 3-point percentage of any GCU player at the D-I level (min. 20 makes). Hit his 100th career 3-point on March 3, 2022, against Utah Valley. Matched a career high with four 3-point makes on Feb. 23, 2022, at Chicago State.
- » **BLOODLINES:** Father, LaPhonso, played at Notre Dame and was the fifth overall pick of the Denver Nuggets in the 1992 NBA Draft. He has been a college basketball analyst for ESPN since 2009. He held Notre Dame's career blocks record with 200.

GAME LOG

Opponent	Date	GS	Min	SHOOTING				REBOUNDING											
				FG	3PT	FT	O	D	T	A	PF	A	TO	BLK	STL	PTS	AVG		
Montana State	Nov. 7	4	0-0	.000	0-0	.000	0-0	0	1	1	1.0	0	0	0	0	0	0	0	0.0
San Diego Christian	Nov. 9	14	3-6	.500	2-5	.400	2-2	1.000	1	6	7	4.0	2	0	0	0	1	10	5.0
at Nevada	Nov. 12	8	1-4	.250	1-3	.333	0-0	.000	0	3	3	3.7	3	0	0	0	0	3	4.3
Grambling State	Nov. 18	13	1-4	.250	1-4	.250	0-0	.000	2	4	6	4.3	0	1	1	0	0	3	4.0
vs Wichita State	Nov. 21	4	0-0	.000	0-0	.000	0-0	.000	0	0	0	3.4	0	0	0	0	0	0	3.2
vs Northern Iowa	Nov. 22							DNP - coach's decision											
Benedictine Mesa	Nov. 26	* 20	5-10	.500	5-10	.500	0-0	.000	0	3	3	3.3	1	1	2	0	0	15	5.2
Alcorn State	Nov. 29	3	0-0	.000	0-0	.000	0-0	.000	0	0	0	2.9	0	0	0	0	0	0	4.4
at Wyoming	Dec. 3	11	1-1	1.000	0-0	.000	0-0	.000	0	0	0	2.5	2	0	0	0	1	2	4.1
Loyola Marymount	Dec. 7	8	1-2	.500	1-2	.500	0-0	.000	0	1	1	2.3	1	0	0	0	0	3	4.0
vs North Texas	Dec. 10							DNP - coach's decision											
Pepperdine	Dec. 17	4	0-0	.000	0-0	.000	0-0	.000	1	1	2	2.3	1	1	0	0	0	0	3.6
Idaho State	Dec. 20	14	1-1	1.000	1-1	1.000	0-0	.000	1	2	3	2.4	2	0	0	0	1	3	3.5
California Baptist	Dec. 29	13	0-1	.000	0-1	.000	0-0	.000	0	0	0	2.2	2	2	1	0	1	0	3.3
at Sam Houston	Jan. 5	3	0-0	.000	0-0	.000	0-0	.000	0	0	0	2.0	1	0	0	0	0	0	3.0
at Stephen F. Austin	Jan. 7	3	0-0	.000	0-0	.000	0-0	.000	0	0	0	1.9	0	1	0	0	0	0	2.8
UT Arlington	Jan. 12	13	1-2	.500	1-2	.500	0-0	.000	0	2	2	1.9	0	1	0	0	0	3	2.8
at California Baptist	Jan. 14	6	0-1	.000	0-1	.000	0-0	.000	0	0	0	1.8	0	0	0	0	0	0	2.6
Utah Tech	Jan. 18							DNP - coach's decision											
Utah Valley	Jan. 21	19	1-1	1.000	0-0	.000	1-1	1.000	0	1	1	1.7	1	1	0	0	2	3	2.6
at Abilene Christian	Jan. 26	21	2-5	.400	2-4	.500	4-4	1.000	0	4	4	1.8	2	0	0	0	0	10	3.1
at Tarleton	Jan. 28	18	3-5	.600	2-4	.500	2-3	.667	0	1	1	1.8	4	1	0	0	0	10	3.4
Stephen F. Austin	Feb. 4	2	0-0	.000	0-0	.000	0-0	.000	0	1	1	1.8	0	0	0	0	0	0	3.3
New Mexico State	Feb. 8	11	0-2	.000	0-2	.000	0-0	.000	0	4	4	1.9	0	0	0	0	1	0	3.1
at Seattle U	Feb. 11	23	2-3	.667	2-3	.667	0-0	.000	0	4	4	2.0	1	0	0	0	0	6	3.2
UT Rio Grande Valley	Feb. 15	6	2-2	1.000	2-2	1.000	0-0	.000	0	1	1	1.9	0	0	0	0	0	6	3.3
Abilene Christian	Feb. 17	20	3-3	1.000	3-3	1.000	0-0	.000	0	1	1	1.9	5	0	0	0	0	9	3.6
Park (Ariz.)	Feb. 21	20	6-15	.400	5-12	.417	7-8	.875	2	3	5	2.0	1	1	0	0	2	24	4.4
Seattle U	Feb. 24	29	1-4	.250	1-3	.333	0-0	.000	0	4	4	2.1	4	0	2	0	0	3	4.3
at Southern Utah	March 1	32	3-6	.500	1-4	.250	0-0	.000	0	5	5	2.2	4	3	0	1	0	7	4.4

CAREER STATS

(SHADING DENOTES PREVIOUS SCHOOL)

Year	GP	GS	MIN	MPG	FG	FGA	PCT	3PM	3PA	3PCT	FT	FTA	PCT	OFF	DEF	TOT	AVG	PF	AST	APG	TO	BLK	STL	PTS	PPG
2018-19 (Fr.)	27	0	221	8.2	17	56	30.4	13	46	28.3	0	0	0.0	4	29	33	1.2	22	9	0.3	5	4	6	47	1.7
2019-20 (So.)	33	1	573	17.4	62	143	43.4	48	117	41.0	24	36	66.7	0	66	66	2.0	56	20	0.6	21	17	24	196	5.9
2020-21 (Jr.)	12	12	333	27.8	35	82	42.7	20	52	38.5	16	19	84.2	4	42	46	3.8	29	20	1.7	19	8	14	106	8.8
2021-22 (Jr.)	23	0	203	8.8	22	50	44.0	21	45	46.7	7	10	70.0	6	22	28	1.2	25	6	0.3	8	2	6	72	3.1
2022-23 (Sr.)	27	1	342	12.7	37	78	47.4	30	66	45.5	16	18	88.9	7	52	59	2.2	37	13	0.5	6	1	9	120	4.4
Total	122	14	1672	13.7	173	409	42.3	132	326	40.5	63	83	75.9	21	211	232	1.9	169	68	0.6	59	32	59	541	4.4



MONDAY, NOV. 7 | HOME OPENER

MONTANA STATE		GRAND CANYON	
54		60	
PTS	REB	PTS	REB
11 G. Osobor	6 J. Belo	18 J. Blacksher Jr.	6 Y. Ouedraogo
9 J. Belo	5 R. Battle	13 G. McGlothan	5 G. McGlothan
8 R. Battle	4 2 tied	8 2 tied	4 C. McMillian
AST	STL	AST	STL
2 4 tied	1 5 tied	2 2 tied	1 4 tied
20-52 38.5%	FG	23-53 43.4%	FG
3-13 23.1%	3P%	6-21 28.6%	3P%
35 (25/10)	REB (D/O)	43 (28/15)	REB (D/O)
10	TO	10	TO

"I don't think, in my coaching career, I've had one like that, down 19 and come back in the second half like that." - **BRYCE DREW**

SATURDAY, NOV. 12 | AWAY

NEVADA		GRAND CANYON	
59		46	
PTS	REB	PTS	REB
20 K. Blackshear	6 K. Blackshear	16 J. Blacksher Jr.	8 G. McGlothan
9 W. Baker	5 3 tied	13 C. McMillian	5 Y. Ouedraogo
9 J. Lucas		6 Y. Ouedraogo	5 N. Baumann
AST	STL	AST	STL
5 K. Blackshear	1 4 tied	3 J. Blacksher Jr.	1 J. Blacksher Jr.
18-51 35.3%	FG	16-55 29.1%	FG
7-21 33.3%	3P%	5-23 21.7%	3P%
37 (31/6)	REB (D/O)	38 (28/10)	REB (D/O)
6	TO	9	TO

"Got to make shots. We've just got to get better. The good thing is we believe that those guys can make shots and they have in the past." - **BRYCE DREW**

MONDAY, NOV. 21 | KANSAS CITY, MO. (HOF CLASSIC)

WICHITA STATE		GRAND CANYON	
55		43	
PTS	REB	PTS	REB
14 C. Porter Jr.	10 C. Porter Jr.	10 N. Baumann	8 G. McGlothan
14 X. Bell	6 J. Pierre Jr.	7 J. Baker	7 A. Igiehon
10 J. Walton	5 2 tied	6 3 tied	4 J. Baker
AST	STL	AST	STL
3 C. Porter Jr.	1 6 tied	5 R. Harrison	1 3 tied
23-60 38.3%	FG	16-59 27.1%	FG
6-23 26.1%	3P%	4-23 17.4%	3P%
42 (26/16)	REB (D/O)	38 (22/16)	REB (D/O)
12	TO	12	TO

"We missed a lot of shots. I think what the game boiled down to is they were tougher." - **BRYCE DREW**

WEDNESDAY, NOV. 9 | HOME

SAN DIEGO CHRISTIAN		GRAND CANYON	
50		101	
PTS	REB	PTS	REB
20 G. Chew	5 J. O'Campo	16 J. Blacksher Jr.	10 G. McGlothan
10 J. O'Campo	5 A. Siamu	13 G. McGlothan	7 W. Ellis
8 A. Siamu	4 G. Chew	11 K. Knox	6 Y. Ouedraogo
AST	STL	AST	STL
3 G. Chew	3 A. Siamu	4 J. Baker	2 K. Knox
14-53 26.4%	FG	38-67 56.7%	FG
3-13 23.1%	3P%	11-34 32.4%	3P%
35 (25/10)	REB (D/O)	41 (31/10)	REB (D/O)
22	TO	11	TO

"He (Knox) gives us a nice element that we don't have with a lot of length. He can defend four different positions out on the court." - **BRYCE DREW**

FRIDAY, NOV. 18 | HOME

GRAMBLING STATE		GRAND CANYON	
48		81	
PTS	REB	PTS	REB
15 C. Gordon	6 C. Christon	25 R. Harrison	9 G. McGlothan
7 T. Morton	4 4 tied	10 3 tied	7 A. Igiehon
6 C. Christon		6 3 tied	
AST	STL	AST	STL
3 2 tied	2 2 tied	6 J. Baker	7 J. Blacksher Jr.
18-56 32.1%	FG	28-66 42.4%	FG
3-14 21.4%	3P%	14-38 36.8%	3P%
35 (24/11)	REB (D/O)	49 (34/15)	REB (D/O)
18	TO	14	TO

"It was important to me just because I feel like I haven't been able to show them who I really am." - **RAY HARRISON**

TUESDAY, NOV. 22 | KANSAS CITY, MO. (HOF CLASSIC)

NORTHERN IOWA		GRAND CANYON	
67		69	
PTS	REB	PTS	REB
19 B. Born	12 T. Anderson	16 C. McMillian	18 G. McGlothan
18 T. Anderson	5 M. Duax	13 G. McGlothan	6 Y. Ouedraogo
11 M. Duax	4 D. Krogmann	13 J. Baker	5 C. McMillian
AST	STL	AST	STL
3 2 tied	2 T. Campbell	4 R. Harrison	1 3 tied
27-58 46.6%	FG	26-60 43.3%	FG
7-17 41.2%	3P%	8-23 34.8%	3P%
28 (21/7)	REB (D/O)	44 (30/14)	REB (D/O)
6	TO	9	TO

"Today, some of our length and our bigs in the paint really helped us against Northern Iowa. Gabe was terrific." - **BRYCE DREW**



SATURDAY, NOV. 26 | HOME



BENEDICTINE MESA

53

GRAND CANYON

110



PTS		REB	
12	A. Alfred	5	C. Callaway
10	T. Crawford	5	L. Gerardo
7	T. Carolina	3	2 tied

AST		STL	
4	T. Carolina	2	T. Crawford

PTS		REB	
17	C. McMillian	9	A. Igiehon
15	W. Ellis	8	G. McGlothan
14	K. Knox	8	N. Baumann

AST		STL	
7	K. Knox	2	2 tied

FG		3P%	
20-67	29.9%	43-72	59.7%
10-28	35.7%	15-35	42.9%

REB (D/O)		TO	
25 (17/8)		52 (40/12)	
13		9	

"A lot of our shots came off of ball movement, came off of cutting. Just really like how we played that second half offensively." - **BRYCE DREW**

SATURDAY, DEC. 3 | AWAY



WYOMING

58

GRAND CANYON

66



PTS		REB	
20	K. Blackshear	6	K. Blackshear
9	W. Baker	5	3 tied
9	J. Lucas		

AST		STL	
5	K. Blackshear	1	4 tied

PTS		REB	
21	R. Harrison	5	G. McGlothan
14	G. McGlothan	5	Y. Ouedraogo
11	J. Baker	5	N. Baumann

AST		STL	
4	J. Baker	4	Y. Ouedraogo

FG		3P%	
21-60	35.0%	21-46	45.7%
10-35	28.6%	8-19	42.1%

REB (D/O)		TO	
35 (24/11)		30 (29/1)	
11		11	

"I was just telling our coaches just how proud of the team I was - our response and the togetherness to work with each other and figure things out." - **BRYCE DREW**

SATURDAY, DEC. 10 | COLANGELO CLASSIC



NORTH TEXAS

60

GRAND CANYON

58



PTS		REB	
17	T. Perry	10	A. Ousmane
16	K. Huntsberry	4	A. Scott
14	A. Ousmane	4	K. Huntsberry

AST		STL	
2	2 tied	2	2 tied

PTS		REB	
23	R. Harrison	11	Y. Ouedraogo
7	Y. Ouedraogo	6	G. McGlothan
7	J. Blacksher Jr.	5	N. Baumann

AST		STL	
3	G. McGlothan	1	3 tied

"I've been here three years and this is the most pain I've seen in the locker room after a loss besides the conference tournament or a season-ending loss." - **BRYCE DREW**

TUESDAY, NOV. 29 | HOME



ALCORN STATE

72

GRAND CANYON

80



PTS		REB	
30	B. Joshua	8	J. Kendall
14	J. Kendall	5	L. Marshall
14	D. Thorn	3	2 tied

AST		STL	
3	2 tied	1	3 tied

PTS		REB	
21	J. Blacksher Jr.	7	G. McGlothan
18	R. Harrison	6	Y. Ouedraogo
14	N. Baumann	4	3 tied

AST		STL	
5	J. Blacksher Jr.	2	J. Baker

FG		3P%	
25-60	41.7%	27-49	55.1%
7-17	41.2%	10-21	47.6%

REB (D/O)		TO	
28 (14/14)		31 (22/9)	
8		12	

"It was definitely not Beach Night for us out there, except for the first 13 minutes that felt awesome like at the beach." - **BRYCE DREW**

WEDNESDAY, DEC. 7 | HOME



LOYOLA MARYMOUNT

69

GRAND CANYON

65



PTS		REB	
26	C. Shelton	6	A. Merkviladze
17	K. Leaupepe	5	K. Leaupepe
9	A. Merkviladze	4	2 tied

AST		STL	
4	C. Shelton	3	C. Shelton

PTS		REB	
18	R. Harrison	6	J. Baker
14	G. McGlothan	5	3 tied
10	J. Baker		

AST		STL	
4	J. Baker	3	G. McGlothan

FG		3P%	
27-53	50.9%	25-61	41.0%
8-18	44.4%	6-22	27.3%

REB (D/O)		TO	
34 (26/8)		35 (20/15)	
17		14	

"The effort was tremendous going to the glass. We just didn't finish enough plays off. In the first half, we had several layups that we just blew." - **BRYCE DREW**

SATURDAY, DEC. 17 | HOME



PEPPERDINE

73

GRAND CANYON

83



PTS		REB	
19	H. Mallette	10	J. Porter
15	J. Porter	8	M. Mitchell Jr.
13	C. Basham	7	2 tied

AST		STL	
7	M. Mitchell Jr.	2	M. Lewis

PTS		REB	
20	G. McGlothan	13	G. McGlothan
17	R. Harrison	8	Y. Ouedraogo
13	Y. Ouedraogo	7	J. Baker

AST		STL	
7	R. Harrison	2	C. McMillian

"If they (McGlothan and Ouedraogo) can play at that level, man, it's really going to help our team the rest of the year." - **BRYCE DREW**

TUESDAY, DEC. 20 | HOME

		IDAHOO STATE		66				GRAND CANYON		68	
PTS		REB		PTS		REB		PTS		REB	
18	B. Parker	7	M. Tomley	18	R. Harrison	11	G. McGlothan	14	G. McGlothan	6	N. Baumann
13	M. Tomley	6	J. Nagle	14	G. McGlothan	6	N. Baumann	8	2 tied	6	A. Igiehon
11	J. Nagle	4									
AST		STL		AST		STL		AST		STL	
3	B. Mackenzie	2	M. Tomley	6	2 tied	2	2 tied				
25-55 45.5%		FG		26-64 40.6%		FG		25-64 39.1%		FG	
5-20 25.0%		3P%		4-17 23.5%		3P%		9-24 37.5%		3P%	
30 (22/8)		REB (D/O)		52 (23/19)		REB (D/O)		46 (32/14)		REB (D/O)	
11		TO		10		TO		8		TO	

"It was (Harrison) taking advantage of the defense. They were switching a lot, so he was getting some mismatches. We needed him down the stretch." - **BRYCE DREW**

THURSDAY, JAN. 5 | AWAY

		SAM HOUSTON		68				GRAND CANYON		72	
PTS		REB		PTS		REB		PTS		REB	
26	Q. Grant	10	L. Wilkerson	28	R. Harrison	13	G. McGlothan	11	N. Baumann	4	I. Carr
11	C. Huefner	5	J. May	9	2 tied	4	C. McMillian	6	2 tied	4	C. McMillian
6	2 tied	4	Q. Grant								
AST		STL		AST		STL		AST		STL	
6	J. Ray	3	J. May	3	R. Harrison	2	2 tied				
21-53 39.6%		FG		23-51 45.1%		FG		21-48 43.8%		FG	
7-16 43.8%		3P%		6-21 28.6%		3P%		6-21 28.6%		3P%	
32 (21/11)		REB (D/O)		36 (27/9)		REB (D/O)		30 (20/10)		REB (D/O)	
18		TO		25		TO		16		TO	

"Really credit the heart of our guys and the toughness they showed in that second half and the overtime." - **BRYCE DREW**

THURSDAY, JAN. 12 | HOME

		UT ARLINGTON		48				GRAND CANYON		80	
PTS		REB		PTS		REB		PTS		REB	
11	K. Gibson	8	S. Wilson	19	N. Baumann	7	G. McGlothan	17	R. Harrison	6	R. Harrison
10	S. Wilson	4	P. Castro	14	C. McMillian	5	2 tied				
10	A. Cash	4	A. Cash								
AST		STL		AST		STL		AST		STL	
4	K. Gibson	2	S. Wilson	4	J. Baker	2	R. Harrison				
17-52 32.7%		FG		28-48 58.3%		FG		27-58 46.6%		FG	
6-14 42.9%		3P%		14-26 53.8%		3P%		4-22 18.2%		3P%	
31 (19/12)		REB (D/O)		36 (30/6)		REB (D/O)		36 (24/12)		REB (D/O)	
16		TO		17		TO		9		TO	

"It was really fun to watch in the second half. Second half, we hit those three straight 3s and, from there, our offense really took off." - **BRYCE DREW**

TUESDAY, DEC. 20 | HOME

		CALIFORNIA BAPTIST		59				GRAND CANYON		73	
PTS		REB		PTS		REB		PTS		REB	
14	J. Quintana	7	H. Goodrick	16	R. Harrison	10	G. McGlothan	13	J. Blacksher Jr.	7	R. Harrison
10	Ta. Armstrong	7	T. Ighefe	10	2 tied	5	2 tied	10	2 tied	5	2 tied
7	2 tied	5	Ta. Armstrong								
AST		STL		AST		STL		AST		STL	
4	Ta. Armstrong	1	2 tied	4	J. Baker	3	J. Blacksher Jr.				
22-60 36.7%		FG		25-64 39.1%		FG		25-64 39.1%		FG	
7-24 29.2%		3P%		9-24 37.5%		3P%		9-24 37.5%		3P%	
38 (29/9)		REB (D/O)		46 (32/14)		REB (D/O)		46 (32/14)		REB (D/O)	
12		TO		8		TO		8		TO	

"Every game, there's a little bit different rhythm to our team. Today, I thought we really made strides." - **BRYCE DREW**

SATURDAY, JAN. 7 | AWAY

		STEPHEN F. AUSTIN		73				GRAND CANYON		68	
PTS		REB		PTS		REB		PTS		REB	
15	A. Cajuste	6	N. Antwi-Boasiako	19	R. Harrison	5	C. McMillian	16	C. McMillian	4	4 tied
11	S. Hall	5	S. Hall	11	N. Baumann	4	2 tied	11	N. Baumann	4	2 tied
10	N. Hawkins	4	R. Armbruster								
AST		STL		AST		STL		AST		STL	
3	A. Cajuste	3	R. Ware	5	J. Baker	2	R. Harrison				
29-59 49.2%		FG		21-48 43.8%		FG		21-48 43.8%		FG	
2-9 22.2%		3P%		6-21 28.6%		3P%		6-21 28.6%		3P%	
32 (20/12)		REB (D/O)		30 (20/10)		REB (D/O)		30 (20/10)		REB (D/O)	
9		TO		16		TO		16		TO	

"There were a couple of 50-50 balls and some offensive rebounds that were basically the difference in the game. If we get those balls, we win this game." - **BRYCE DREW**

SATURDAY, JAN. 14 | AWAY

		CALIFORNIA BAPTIST		79				GRAND CANYON		74	
PTS		REB		PTS		REB		PTS		REB	
18	R. Battin	7	R. Battin	24	G. McGlothan	8	G. McGlothan	17	R. Harrison	8	A. Igiehon
15	Tre Armstrong	7	H. Goodrick	13	C. McMillian	5	R. Harrison	14	H. Goodrick	4	B. Tchoukiegno
14	H. Goodrick	4	B. Tchoukiegno								
AST		STL		AST		STL		AST		STL	
5	Taran Armstrong	2	2 tied	3	2 tied	1	2 tied				
23-51 45.1%		FG		27-58 46.6%		FG		27-58 46.6%		FG	
12-27 44.4%		3P%		4-22 18.2%		3P%		4-22 18.2%		3P%	
32 (23/9)		REB (D/O)		36 (24/12)		REB (D/O)		36 (24/12)		REB (D/O)	
8		TO		9		TO		9		TO	

"We've got to start games much better. We can't build such a hole. We outscored them by five in the second half and played well, but we had built ourselves too deep of a hole to come out of." - **BRYCE DREW**

WEDNESDAY, JAN. 18 | HOME

UTAH TECH		GRAND CANYON	
85		89	
PTS	REB	PTS	REB
25 I. Pope	6 T. Christensen	38 R. Harrison	7 G. McGlothan
21 T. Christensen	5 J. Nicolds	15 G. McGlothan	6 R. Harrison
21 F. Staine	4 3 tied	14 J. Baker	4 C. McMillian
AST	STL	AST	STL
4 N. Gonsalves	3 N. Gonsalves	5 J. Baker	3 A. Igiehon
27-57 47.4%	FG	28-51 54.9%	FG
10-20 50.0%	3P%	14-23 60.9%	3P%
32 (19/13)	REB (D/O)	27 (20/7)	REB (D/O)
9	TO	11	TO

"I can't even describe how I was feeling. I was just doing what I was doing."
- RAY HARRISON

THURSDAY, JAN. 26 | AWAY

ABILENE CHRISTIAN		GRAND CANYON	
73		75	
PTS	REB	PTS	REB
18 A. Dibba	6 J. Pleasant	19 R. Harrison	7 Y. Ouedraogo
17 A. Simmons	5 A. Simmons	17 C. McMillian	5 G. McGlothan
12 J. Pleasant	4 2 tied	10 2 tied	5 A. Igiehon
AST	STL	AST	STL
5 A. Simmons	4 A. Simmons	6 R. Harrison	3 C. McMillian
29-61 47.5%	FG	24-47 51.1%	FG
6-18 33.3%	3P%	8-17 47.1%	3P%
29 (18/11)	REB (D/O)	34 (25/9)	REB (D/O)
8	TO	17	TO

"So many close games, so many different lineup changes. I'm just really proud of how resilient they were..." - BRYCE DREW

SATURDAY, FEB. 4 | HOME

STEPHEN F. AUSTIN		GRAND CANYON	
83		86	
PTS	REB	PTS	REB
17 S. Hall	7 N. Antwi-Boasiako	28 R. Harrison	12 G. McGlothan
17 A. Cajuste	6 N. Hawkins	24 C. McMillian	4 K. Knox
12 L. Jossell	5 S. Hall	9 G. McGlothan	3 3 tied
AST	STL	AST	STL
5 A. Cajuste	4 A. Cajuste	6 R. Harrison	1 2 tied
28-58 48.3%	FG	26-52 50.0%	FG
6-11 54.5%	3P%	11-23 47.8%	3P%
31 (21/10)	REB (D/O)	29 (20/9)	REB (D/O)
12	TO	15	TO

"We just needed to find something to create energy off and I felt like, 'Why not me?' I feel like if I bring energy, the team will feed off that..." - CHANCE McMILLIAN

SATURDAY, JAN. 21 | HOME

UTAH VALLEY		GRAND CANYON	
76		74	
PTS	REB	PTS	REB
25 L. Darthard	7 L. Darthard	18 R. Harrison	8 N. Baumann
19 T. Woodbury	7 T. Fuller	14 N. Baumann	8 A. Igiehon
10 T. Fuller	7 A. Bandaogo	13 G. McGlothan	7 R. Harrison
AST	STL	AST	STL
6 T. Woodbury	2 2 tied	3 R. Harrison	2 W. Ellis
29-64 45.3%	FG	27-64 42.2%	FG
3-11 27.3%	3P%	6-21 28.6%	3P%
36 (20/16)	REB (D/O)	43 (22/21)	REB (D/O)
8	TO	13	TO

"We fought like crazy. We made runs. As a coach, I'm really proud of the effort and I'm really proud of the fight we had tonight." - BRYCE DREW

SATURDAY, JAN. 28 | AWAY

TARLETON		GRAND CANYON	
81		62	
PTS	REB	PTS	REB
18 F. Hicks	8 F. Hicks	17 K. Knox	5 N. Baumann
15 K. Gaddy	6 L. Williams	11 R. Harrison	3 K. Knox
12 S. Bogues	3 S. Bogues	10 W. Ellis	1 7 tied
AST	STL	AST	STL
5 S. Daniel	2 K. Gaddy	5 C. McMillian	1 4 tied
32-52 61.5%	FG	18-42 42.9%	FG
7-12 58.3%	3P%	10-25 40.0%	3P%
34 (22/12)	REB (D/O)	18 (12/6)	REB (D/O)
11	TO	11	TO

"This isn't what we expect in a GCU uniform. For our best players to go out and not be tough from the very opening tip." - BRYCE DREW

WEDNESDAY, FEB. 8 | HOME

NEW MEXICO STATE		GRAND CANYON	
67		78	
PTS	REB	PTS	REB
22 X. Pinson	10 D. Washington	18 R. Harrison	9 G. McGlothan
11 3 tied	5 I. Muhammad	15 N. Baumann	5 C. McMillian
	4 D. Gordon	14 G. McGlothan	4 2 tied
AST	STL	AST	STL
5 D. Washington	1 2 tied	5 R. Harrison	2 N. Baumann
24-60 40.0%	FG	26-54 48.1%	FG
4-21 19.0%	3P%	9-26 34.6%	3P%
34 (21/13)	REB (D/O)	35 (29/6)	REB (D/O)
11	TO	12	TO

"It was just toughness. They're a rival to us. They're leaving the conference after this, so protect the home court." - GABE MCGLOTHAN

SATURDAY, FEB. 11 | AWAY

		SEATTLE U		63				GRAND CANYON		58	
PTS		REB		PTS		REB		PTS		REB	
26	A. Schumacher	8	A. Schumacher	13	R. Harrison	8	R. Harrison	16	R. Grigsby	8	R. Grigsby
16	R. Grigsby	8	R. Grigsby	12	C. McMillian	7	G. McGlothan	11	C. Tyson	7	P. Dawson
11	C. Tyson	7	P. Dawson	8	G. McGlothan	4	2 tied				
AST		STL		AST		STL		AST		STL	
2	A. Schumacher	4	A. Schumacher	7	R. Harrison	1	3 tied				
20-55 36.4%		FG		22-64 34.4%		FG		5-19 26.3%		3P%	
39 (30/9)		REB (D/O)		39 (26/13)		REB (D/O)		10		TO	
10		TO		12		TO					

"When your two best players go 9 for 34 on the road, it's going to be hard to win a lot of games." - **BRYCE DREW**

FRIDAY, FEB. 17 | HOME

		ABILENE CHRISTIAN		84				GRAND CANYON		94	
PTS		REB		PTS		REB		PTS		REB	
20	A. Simmons	5	A. Dibba	27	R. Harrison	8	G. McGlothan	12	D. Daniels	4	J. Pleasant
12	D. Daniels	4	J. Pleasant	21	C. McMillian	7	Y. Ouedraogo	11	2 tied	4	A. Simmons
11	2 tied	4	A. Simmons	20	G. McGlothan	5	R. Harrison				
AST		STL		AST		STL		AST		STL	
3	A. Simmons	2	I. Allen	3	R. Harrison	1	R. Harrison				
28-61 45.9%		FG		30-45 66.7%		FG		5-18 27.8%		3P%	
22 (14/8)		REB (D/O)		35 (27/8)		REB (D/O)		3		TO	
3		TO		17		TO					

"I like the late start. I feel like I'm more awake at this time. I come alive at night." - **CHANCE McMILLIAN**

FRIDAY, FEB. 24 | HOME

		SEATTLE U		65				GRAND CANYON		54	
PTS		REB		PTS		REB		PTS		REB	
22	C. Tyson	8	K. Williamson	19	R. Harrison	10	G. McGlothan	14	B. Chatfield	7	P. Dawson
14	B. Chatfield	7	P. Dawson	12	G. McGlothan	8	C. McMillian	10	A. Schumacher	6	B. Chatfield
10	A. Schumacher	6	B. Chatfield	8	C. McMillian	4	2 tied				
AST		STL		AST		STL		AST		STL	
4	E. Udenyi	2	3 tied	2	2 tied	1	3 tied				
23-59 39.0%		FG		18-55 32.7%		FG		7-22 31.8%		3P%	
41 (29/12)		REB (D/O)		36 (25/11)		REB (D/O)		10		TO	
10		TO		15		TO					

"We wanted to win for the seniors. The seniors were fired up. We got out there and things didn't go like we thought it was going to go." - **BRYCE DREW**

WEDNESDAY, FEB. 15 | HOME

		UTAH VALLEY		77				GRAND CANYON		76	
PTS		REB		PTS		REB		PTS		REB	
24	J. Johnson	12	D. Williams	27	G. McGlothan	11	G. McGlothan	22	W. Johnston	9	J. Johnson
22	W. Johnston	9	J. Johnson	16	R. Harrison	6	R. Harrison	14	A. Freeman	5	D. Zdor
14	A. Freeman	5	D. Zdor	10	C. McMillian	5	2 tied				
AST		STL		AST		STL		AST		STL	
5	J. Johnson	1	2 tied	4	C. McMillian	1	4 tied				
29-77 37.7%		FG		30-64 46.9%		FG		8-22 36.4%		3P%	
48 (26/22)		REB (D/O)		41 (27/14)		REB (D/O)		7		TO	
7		TO		7		TO					

"The bottom line is they're just quicker to the ball. They seem to be reaching and getting it, and we were still reaching for it." - **BRYCE DREW**

TUESDAY, FEB. 21 | HOME

		PARK (ARIZ.)		38				GRAND CANYON		111	
PTS		REB		PTS		REB		PTS		REB	
12	L. Ballard	7	R. Johnson III	24	W. Ellis	12	A. Igiehon	8	D. Cobbs	5	Z. Humphrey
6	R. Johnson III	4	V. Cooke	14	K. Knox	9	Y. Ouedraogo	6	R. Johnson III	4	V. Cooke
AST		STL		AST		STL		AST		STL	
2	V. Cooke	3	K. Shorts	7	K. Knox	3	J. Baker				
15-66 22.7%		FG		36-72 50.0%		FG		4-23 17.4%		3P%	
32 (22/10)		REB (D/O)		59 (43/16)		REB (D/O)		20		TO	
20		TO		12		TO					

"It's been a strength of our team, and it needs to be something we do well in games. It was nice to see us come out and shoot with so much confidence." - **BRYCE DREW**

WEDNESDAY, MARCH 1 | AWAY

		SOUTHERN UTAH		78				GRAND CANYON		83	
PTS		REB		PTS		REB		PTS		REB	
31	M. Fausett	8	J. Spurgin	29	R. Harrison	9	R. Harrison	14	T. Jones	7	M. Fausett
14	T. Jones	7	M. Fausett	16	C. McMillian	7	Y. Ouedraogo	13	H. Butler	5	2 tied
13	H. Butler	5	2 tied	13	G. McGlothan	5	W. Ellis				
AST		STL		AST		STL		AST		STL	
4	H. Butler	1	3 tied	4	R. Harrison	2	2 tied				
29-64 45.3%		FG		30-59 50.8%		FG		9-27 33.3%		3P%	
37 (27/10)		REB (D/O)		31 (28/3)		REB (D/O)		8		TO	
8		TO		7		TO					

"That's all it was. We just had to be tougher, so we bit down and did what we had to do on the defensive end." - **RAY HARRISON**

ATTRIBUTES		SEASON / CAREER STATS							CAREER HIGHS			QUICK NOTES								
		GP	GS	PPG	RPG	APG	FG%	3P%	FT%	PTS	REB	AST	STL	MIN						
	 RAY HARRISON G • So.* • 6-4 • 195 Greenville, S.C. Presbyterian								PTS	38	1/18/23 vs. Utah Tech	» 38! : No. 2 single-game effort in GCU D-I era, scoring 38 on Jan. 18.								
									REB	13	2/22/21 vs. Charleston Southern	» 1K : Scored 1,000th career point on Dec. 7 vs. Loyola Marymount.								
									AST	7	12/11/22 vs. Pepperdine	» DOUBLE FIGURES : Scored 10+ in 21 straight games, ending Feb. 21.								
														STL	4	1/12/22 at Gardner-Webb	» PRESEASON HONORS : Despite his status as a newcomer to the conference, was picked to the Preseason All-WAC Second Team.			
														MIN	50	2/26/22 at UNC Asheville				
	 DERRICK MICHAEL XZAVIERRO F • Fr. • 6-10 • 220 Jakarta, Indonesia NBA Global Academy								PTS	--		» INDONESIA : Indonesia's first Division I basketball scholarship player.								
									REB	--		» NBA GLOBAL ACADEMY : Made move to Australia where he was in year-round development program for top international prospects.								
									AST	--		» NATIONAL TEAM : Played for Indonesian National Team from 2019-22.								
														STL	--					
														MIN	--					
	 CHANCE McMILLIAN G • So.* • 6-3 • 185 Vallejo, Calif. Golden State Prep								PTS	24	2/4/23 vs. Stephen F. Austin	» CAREER : Had career night in GCU's win over Stephen F. Austin on Feb. 4, scoring a career-best 24 points on 6-for-7 shooting from deep.								
									REB	8	2/24/23 vs. Seattle U	» STARTER : Moved to starting lineup on Jan. 7, replacing injured Jovan Blacksher. Has scored double figures in 13 of 15 games since.								
									AST	6	2/21/23 vs. Park (Ariz.)									
														STL	3	(3x) last: 1/26/23 at Abilene Chr.				
														MIN	38	(2x), last: 2/17/23 vs. Abilene Chr.				
	 KOBE KNOX G • R-Fr. • 6-5 • 195 Tampa, Fla. Bosco Institute								PTS	17	1/28 at Tarleton	» TOP FROSH : 3x WAC Freshman of the Week, most recently on Feb. 27.								
									REB	6	2/1/23 vs. Park (Ariz.)	» CAREER BEST : Had 17 points including 5 3-pointers on Jan. 28.								
									AST	7	(2x), last: 2/21/23 vs. Park (Ariz.)	» BLOODLINES : Older brother, Kevin, plays for the Portland Trail Blazers. Father, Kevin, was a wide receiver in the NFL. Mother, Michelle, played volleyball at Florida State.								
														STL	3	1/18/22 vs. Grambling State				
														MIN	33	1/28 at Tarleton				
	 JOVAN BLACKSHER G • Jr.* • 5-11 • 165 Oakland, Calif. Shadow Mountain HS								PTS	26	2/3/22 vs. Seattle U	» OUT : Injured knee on Jan. 5 and is out for remainder of season.								
									REB	12	2/13/20 vs. Kansas City	» NO. 12 : Moved into 12th on GCU's all-time scoring list on Dec. 20.								
									AST	10	1/19/19 vs. Montana State	» PLAYER OF THE YEAR : Earned the conference's preseason honor.								
														STL	7	1/18/22 vs. Grambling State	» 1,000-POINT CLUB : 26th GCU player all-time and fourth at D-I level.			
														MIN	41	2/13/20 vs. Kansas City				
	 AIDAN IGIEHON F/C • Jr.* • 6-10 • 250 Dublin, Ireland Louisville								PTS	9	(3x) last: 11/26/22 vs. Benedictine	» 9 x 9 : Fell just one point and one rebound shy of his first career double-double in a win over Benedictine Mesa on Nov. 26.								
									REB	12	2/21/23 vs. Park (Ariz.)	» IRELAND -> USA : Was 13 when he arrived in Brooklyn on June 28, 2014. Had first picked up a basketball when he was 12.								
									AST	1	(5x) last: 1/26/19 vs. New Mexico									
														STL	3	1/18/23 vs. Utah Tech				
														MIN	25	11/26/22 vs. Benedictine Mesa				
	 NOAH BAUMANN F • Gr.* • 6-6 • 210 Phoenix, Ariz. Georgia								PTS	29	1/16/19 vs. Utah State	» SHARPSHOOTER : Has connected on 253 3-point attempts in career at a 42.3% clip. Made 59 of 145 (40.7%) at Georgia last year.								
									REB	11	12/20/21 vs. Western Carolina	» LOCAL CLUB : Joins Baker, Blacksher, McGlothan as AZ high schoolers.								
									AST	5	(3x) last: 1/26/19 vs. New Mexico	» TIED THE KNOT : Married longtime girlfriend Mackenzie on Oct. 14.								
														STL	3	(4x) last: 2/13/19 at New Mexico				
														MIN	40	12/18/18 at Stanford				
	 LOGAN LANDERS F • So. • 6-9 • 225 Cedarburg, Wis. Kansas State								PTS	8	(2x) last: 11/26/22 vs. Benedictine	» CAREER BEST : Matched career high with eight points on Nov. 26.								
									REB	7	2/21/23 vs. Park (Ariz.)	» BLOODLINES : Dad, David, played baseball and basketball at Bellevue (Neb.) and Milwaukee. Mom, Lauren, was a cheerleader at Green Bay.								
									AST	3	11/26/22 vs. Benedictine Mesa	» PITCHER : Once a highly regarded prospect with 1.94 high school ERA.								
														STL	1	(2x), last: 2/21/23 vs. Park (Ariz.)				
														MIN	23	11/26/22 vs. Benedictine Mesa				
	 JOSH BAKER G • Jr.* • 6-4 • 185 Phoenix, Ariz. UNLV								PTS	14	1/18/23 vs. Utah Tech	» CAREER BEST : Set career highs in minutes (34) and points (14) in GCU's win over Utah Tech on Jan. 18.								
									REB	7	12/17/22 vs. Pepperdine	» LOCAL CLUB : Joins Baumann, Blacksher, McGlothan as AZ high schoolers.								
									AST	6	(2x), last: 2/21/23 vs. Park (Ariz.)									
														STL	3	(2x), last: 2/21/23 vs. Park (Ariz.)				
														MIN	34	1/18/23 vs. Utah Tech				
	 ISAIAH CARR F/C • Fr. • 7-0 • 240 Las Cruces, N.M. Las Cruces HS								PTS	4	2/21/23 vs. Park (Ariz.)	» FIRST START : Called into action off a redshirt vs. CBU on Dec. 29.								
									REB	4	(2x), last: 2/21/23 vs. Park (Ariz.)	» WINNER : Helped lead Las Cruces HS to state championship game three times, winning the title in 2020. High school team went 102-4.								
									AST	1	12/29/22 vs. California Baptist	» TOPS IN N.M. : Ranked the No. 1 player in the state of New Mexico.								
														STL	2	2/21/23 vs. Park (Ariz.)				
														MIN	13	(2x), last: 2/21/23 vs. Park (Ariz.)				
	 YVAN OUEDRAOGO F/C • Jr.* • 6-9 • 255 Bordeaux, France Nebraska								PTS	13	(2x), last: 12/17/22 vs. Pepperdine	» RETURN : Returned from injury on Jan. 26 after eight-game absence due to wrist injury sustained on Dec. 17 vs. Pepperdine.								
									REB	19	3/1/20 vs. Northwestern	» REBOUNDER : Finished as GCU's top rebounder at 6.7 per game last year, ranked ninth in the WAC. With 2.84 of those average rebounds coming on the offensive end, ranked 56th nationally in that category.								
									AST	3	1/7/20 vs. Iowa									
														STL	2	(7x) last: 3/11/22 vs. NM State				
														MIN	38	3/1/20 vs. Northwestern				
	 GABE MCGLOTHAN F • R-Jr.* • 6-7 • 235 Gilbert, Ariz. SE Missouri State								PTS	27	(2x), last: 2/15/23 vs. UTRGV	» CAREER BEST : Scored 27 to match career high on Feb. 15 vs. UTRGV.								
									REB	18	11/22/22 vs. Northern Iowa	» DOUBLE-DOUBLES : Has five this season, most recently on Feb. 15, and four last year.								
									AST	3	(8x) last: 12/10/22 vs. North Texas	» 18 BOARDS : Third most by a D-I Lopec, career best on Nov. 22.								
														STL	3	(4x) last: 12/7/22 vs. LMU	» PRESEASON HONORS : On Preseason All-WAC Second Team.			
														MIN	40	1/24/19 vs. SIU Edwardsville				
	 ISAIAH SHAW G/F • R-Fr. • 6-7 • 200 Rome, Italy PHH Prep								PTS	11	11/26/22 vs. Benedictine Mesa	» SPARK : Hit huge 3-pointer to spark comeback vs. Mont. St. on Nov. 7.								
									REB	6	11/26/22 vs. Benedictine Mesa	» BLOODLINES : Father, Casey, is a Lopes assistant coach and played in NBA and overseas. Younger brother, Caleb, is a freshman on Northern Colorado's basketball team. Uncle, Bryce, is GCU's head coach. Mother, Dana, was a basketball standout at Toledo.								
									AST	2	(2x) last: 11/26/22 vs. Benedictine									
														STL	1	(2x) last: 11/26/22 vs. Benedictine				
														MIN	23	11/26/22 vs. Benedictine Mesa				
	 WALTER ELLIS G • Sr.* • 6-5 • 200 Granger, Ind. Bucknell								PTS	24	2/21/23 vs. Park (Ariz.)	» CAREER BEST : Scored 24 points in win over Park (Ariz.) on Feb. 21, making five 3-pointers and seven free throws.								
									REB	8	(2x) last: 3/6/21 at Lafayette	» BLOODLINES : Father, LaPhonso, played at Notre Dame and in the NBA and now is a member of the ESPN GameDay crew.								
									AST	6	3/10/21 at Colgate									
														STL	4	1/9/21 vs. Lafayette				
														MIN	34	(2x) last: 1/10/21 vs. Lafayette				

REDSHIRTS: #1 Xzavierro

*asterisk denotes COVID year utilized

purple shading denotes career high was achieved or matched this season