



*Team C-USA:
Dedicated
to
Excellence*

CUSA

2006



2006 COMPOSITE SCHEDULE

THURSDAY, AUGUST 31

Stephen F. Austin at Tulsa
UTEP at San Diego State

SATURDAY, SEPTEMBER 2

East Carolina at Navy
Houston at Rice
Marshall at West Virginia
SMU at Texas Tech
Southern Miss at Florida
UAB at Oklahoma
Villanova at UCF

SUNDAY, SEPTEMBER 3

Memphis at Mississippi

SATURDAY, SEPTEMBER 9

East Carolina at UAB
Tulane at Houston
Hofstra at Marshall
Chattanooga at Memphis
Rice at UCLA
SMU at North Texas
Southeastern La. at Southern Miss
Tulsa at BYU
UCF at Florida
Texas Tech at UTEP

SATURDAY, SEPTEMBER 16

Memphis at East Carolina
Grambling at Houston
Marshall at Kansas State
Texas at Rice
Sam Houston State at SMU
North Carolina State at Southern Miss
Tulane at Mississippi State
North Texas at Tulsa
UAB at Georgia
USF at UCF

SATURDAY, SEPTEMBER 23

West Virginia at East Carolina
Oklahoma State at Houston
Marshall at Tennessee
Rice at Florida State
Arkansas State at SMU
Tulane at LSU
Tulsa at Navy
Mississippi State at UAB
UTEP at New Mexico

TUESDAY, SEPTEMBER 26

Southern Miss at UCF

SATURDAY, SEPTEMBER 30

Houston at Miami (Fla.)
Tennessee at Memphis
Rice at Army
SMU at Tulane
Troy State at UAB
New Mexico State at UTEP

TUESDAY, OCTOBER 3

Southern Miss at Tulsa

WEDNESDAY, OCTOBER 4

UCF at Marshall

SATURDAY, OCTOBER 7

Virginia at East Carolina
Louisiana-Lafayette at Houston
Memphis at UAB
Rice at Tulane
SMU at UTEP

FRIDAY, OCTOBER 13

Pittsburgh at UCF

SATURDAY, OCTOBER 14

Tulsa at East Carolina
Houston at Southern Miss
Marshall at SMU
Arkansas State at Memphis
UAB at Rice
Tulane at UTEP

SATURDAY, OCTOBER 21

SMU at East Carolina
UTEP at Houston
Marshall at UAB
Southern Miss at Virginia Tech
Tulsa at Memphis
Rice at UCF
Tulane at Auburn

FRIDAY, OCTOBER 27

UTEP at Tulsa

SATURDAY, OCTOBER 28

East Carolina at Southern Miss
UCF at Houston
Memphis at Marshall
Army at Tulane

TUESDAY, OCTOBER 31

UAB at SMU

SATURDAY, NOVEMBER 4

East Carolina at UCF
Tulsa at Houston
Tulane at Marshall
Rice at UTEP

SUNDAY, NOVEMBER 5

Southern Miss at Memphis

FRIDAY, NOVEMBER 10

UTEP at UAB

SATURDAY, NOVEMBER 11

Marshall at East Carolina
Houston at SMU
UCF at Memphis
Rice at Tulsa
Southern Miss at Tulane

SATURDAY, NOVEMBER 18

East Carolina at Rice
Houston at Memphis
UTEP at Marshall
Tulsa at SMU
UAB at Southern Miss
UCF at Tulane

FRIDAY, NOVEMBER 24

Tulane at Tulsa

SATURDAY, NOVEMBER 25

East Carolina at North Carolina State
Marshall at Southern Miss
Memphis at UTEP
SMU at Rice
UAB at UCF

FRI./SAT., DECEMBER 1/2

C-USA Championship Game

C-USA Games in Blue/Bold. Dates subject to change.



INSIDE

2	Media Services	69-74	Tulsa	138-145	All-Time Honors
3	Preseason Awards	75-80	UAB	146-149	All-Time Team vs. Team
4-7	Notebook	81-86	UCF	150	Television/Radio
8-17	Conference USA	87-92	UTEP	151-152	All-Time Television Appearances
18	2006 Football Championship	93	Standings/Postseason Results	153-156	Players in the Pros
19	Instant Replay	94-95	Honors/Awards	157	Bowl Directory
20	Officials/Rules Changes	96-99	Statistics – All Games	158	AutoZone Liberty Bowl
21-26	East Carolina	100-103	Statistics – C-USA Games	159	GMAC Bowl
27-32	Houston	104	Bowl Results/NCAA Leaders	160	Birmingham Bowl
33-38	Marshall	105-116	C-USA Records	161	Fort Worth Bowl
39-44	Memphis	117-119	Career Records	162	Sheraton Hawai'i Bowl
45-50	Rice	120-123	Miscellaneous Records	163	New Orleans Bowl
51-56	SMU	124-133	Annual Standings	164	2005 Yearbook
57-62	Southern Miss	134	Bowl Results	165-66	Postseason History
63-68	Tulane	135-137	Annual Leaders	167	SID Directory

Team C-USA: Dedicated to Excellence

Conference USA kicks off the 2006 season July 31-August 1 at its annual Media Blitz event in Dallas. With a new season underway, Conference USA has renewed its commitment to excellence with the "Team C-USA: Dedicated to Excellence" campaign. The focus of this campaign is the league's dedication to excellence, integrity and leadership in athletics, academics and the community. The campaign also supports the league's strategic plan and core values.

The 2006 C-USA Football guide has been produced to assist you in covering the league. Additional information is always available on the league's official website, ConferenceUSA.com. Should you have questions or need information, please contact the C-USA media and public relations staff at 214/774-1300. We are always happy to assist you!

CREDITS

The 2006 Football Guide is a publication of Conference USA. For additional information and copies, please contact the C-USA Media Relations Department.

Managing Editor: Erika Amstadt Hirschfield

Co-Editor: Russell Anderson

Editorial Assistance: Ryan Powell, Courtney Morrison-Archer

Cover Design and Production: Steve Klink

Photography: Courtesy of C-USA Sports Information departments and NFL teams' public relations departments

Typesetting: Alpha Beta Press, Tinley Park, Illinois (Steve Smits & Joyce Schuster)

Printing: Ebsco Media, Birmingham, Ala. (J.D. Rutledge)

Conference USA extends special thanks to the sports information staffs for their assistance in preparation of this publication

© 2006 Conference USA



5201 N. O'Connor Blvd. • Suite 300 • Irving, TX 75039
 Phone: (214) 774-1300 • Media Relations Fax: (214) 496-0055
ConferenceUSA.com

Commissioner: Britton Banowsky

Executive Associate Commissioner: Judy Macleod (jmacleod@c-usa.org)

Associate Commissioner: Alfred White (awhite@c-usa.org)

Associate Commissioner: Kelly Carney (kcarney@c-usa.org)

Assistant Commissioner for Media Relations: Russ Anderson (rdanderson@c-usa.org)

Assistant Commissioner for Sports Services: Chris Woolard (cwoolard@c-usa.org)

Assistant Commissioner for Business Affairs: Catrina Gibson (cgbison@c-usa.org)

Assistant Commissioner for Public Affairs: Courtney Morrison-Archer (cmarcher@c-usa.org)

Director of Compliance: Charolette Hunt (clhunt@c-usa.org)

Director of Marketing & Special Events: Monay Wallin (mwallin@c-usa.org)

Director of Sports Services: Kelsha Dunlap (kdunlap@c-usa.org)

Associate Director of Media Relations: Ryan Powell (rpowell@c-usa.org)

Assistant Director of Media Relations: Tod Melsner (tmelsner@c-usa.org)

Assistant Director of Marketing/Administration: Emily Agler (eagler@c-usa.org)

Executive Assistant to the Commissioner: Mandy White (mwhite@c-usa.org)

Administrative Assistant for Administration: Pat Jendrus (pajendrus@c-usa.org)

Receptionist/Admin. Assistant for Championships: Annette Trabanco (atrabanco@c-usa.org)

Coordinator of Football Officials: Gerald Austin

Coordinator of Creative Services: Erika Amstadt Hirschfield

MEDIA SERVICES

C-USA FOOTBALL SIDS

Tom McClellan, East Carolina
252/328-4522
mcclellant@mail.ecu.edu

Chris Burkhalter, Houston
713/743-9404
cburkha@mail.uh.edu

Randy Burnside, Marshall
304/696-4660
burnside2@marshall.edu

Jennifer Rodrigues, Memphis
901/678-2397
jmpowers@memphis.edu

Bill Cousins, Rice
713/348-4034
bcuz@rice.edu

Brad Sutton, SMU
214/768-2883
bsutton@smu.edu

Mike Montoro, Southern Miss
601/266-4503
michael.montoro@usm.edu

Richie Weaver, Tulane
504/314-7232
rweaver@tulane.edu

Don Tomkalski, Tulsa
918/631-2395
donald-tomkalski@tulane.edu

Norm Reilly, UAB
205/934-0722
nreilly@uab.edu

Jason Baum, UCF
407/823-0994
jbaum@mail.ucf.edu

Jeff Darby, UTEP
915/747-6652
jdarby@utep.edu

C-USA MEDIA RELATIONS

214/774-1300

Russell Anderson
Assistant Commissioner
rdanderson@c-usa.org

Courtney Morrison-Archer
Assistant Commissioner
cmarcher@c-usa.org

Ryan Powell
Associate Director of Media Relations
rpowell@c-usa.org

Tod Melsner
Asst. Director of Media Relations
tmelsner@c-usa.org

TELECONFERENCE

Conference USA coaches will be featured on a teleconference from 1-2:30 p.m. Central during the 2006 season. The call will be held each Monday, with the first call scheduled for August 28. Media representatives wishing to participate on the teleconference should contact the conference office to obtain the access phone number. A tentative schedule is listed below.

SCHEDULE

2:00 p.m. EDT/1:00 p.m. CDT	Players of the Week/Notes
2:05 p.m. EDT/1:05 p.m. CDT	Skip Holtz, East Carolina
2:12 p.m. EDT/1:12 p.m. CDT	Mark Snyder, Marshall
2:19 p.m. EDT/1:19 p.m. CDT	George O'Leary, UCF
2:26 p.m. EDT/1:26 p.m. CDT	Jeff Bower, Southern Miss
2:33 p.m. EDT/1:33 p.m. CDT	Art Briles, Houston
2:40 p.m. EDT/1:40 p.m. CDT	Todd Graham, Rice
2:47 p.m. EDT/1:47 p.m. CDT	Phil Bennett, SMU
2:54 p.m. EDT/1:54 p.m. CDT	Chris Scelfo, Tulane
3:01 p.m. EDT/2:01 p.m. CDT	Watson Brown, UAB
3:08 p.m. EDT/2:08 p.m. CDT	Mike Price, UTEP
3:15 p.m. EDT/2:15 p.m. CDT	Steve Kragthorpe, Tulsa
3:22 p.m. EDT/2:22 p.m. CDT	Tommy West, Memphis

PRESS RELEASES

Conference USA football weekly press releases contain statistical information, updates, as well as notes, standings, schedules and results. The entire release will be available to the media prior to the Monday teleconference.

PLAYERS OF THE WEEK

Conference USA will name Offensive, Defensive and Special Teams Players of the Week each Monday during the regular season on the media teleconference. The Players of the Week are selected by a media panel with one media representative in each of the member institution's cities.

POSTSEASON AWARDS

Conference USA names first, second and third All-Conference teams, an All-Freshman Team, Offensive, Defensive and Special Teams Players of the Year, Freshman of the Year and Coach of the Year at the conclusion of the regular season. The award winners are selected from a poll of media representatives and head coaches.

SATELLITE FEED

Highlight clips from C-USA football teams will be available via satellite each Wednesday during the regular season. Contact the media relations department for details.

E-MAIL/WEBSITE

All of the information provided by the media relations department is available on the official conference website - www.conferenceusa.com.

For direct e-mail distribution, please contact the media relations department.

collegepressbox.com

EVERYTHING BUT THE PRE-GAME MEAL

CollegePressBox.com is the official media website for Conference USA football. Access and download weekly game notes, statistics, media guides and more for the conference and each of its 12 member schools throughout the season. Login information will be distributed by the conference office to accredited media or you can apply for a password by sending an e-mail to password@collegepressbox.com.

What's in a Name?

Several Conference USA institutions are often misrepresented when it comes to the correct spelling and abbreviation of their names. The following is a list of names that seem to cause the most confusion. Please be sure to use the correct spelling when referring to Conference USA and the schools.

Correct Usage

Conference USA
C-USA

SMU

Southern Miss

TU (Tulsa)

NEVER USE!!

Conf. USA
CUSA

Southern Methodist

So. Mississippi
So. Miss (abbreviation)
USM (stat abbreviation)

UT

Correct Usage

Hurricane

UAB

UCF

UTEP

NEVER USE!!

Hurricanes

Alabama-Birmingham
Ala.-Birmingham

Central Florida
Central Fla.

Texas-El Paso

PRESEASON AWARDS

CONFERENCE USA ANNOUNCES PRESEASON FOOTBALL POLL



The Inaugural Conference USA Football Championship game featured UCF and Tulsa squaring off for the 2005 league title and according to the league's 12 head coaches, those two squads will once again meet up for a title shot in 2006. The Golden Knights were picked to win the East Division crown, garnering 65 of a possible 72 points, while the Golden Hurricane was picked to win the West, posting 61 total points, edging UTEP by one point.

Picked to finish at the bottom of the East Division a year ago, UCF surprised many in the college football world as George O'Leary led UCF from an 0-11 mark in 2005, to an 8-5 mark, a C-USA title game appearance and the school's first-ever bowl game at the Sheraton Hawaii Bowl last season. The seven-game improvement was the tops in Division I-A football in 2005. Sophomore RB Kevin Smith returns after garnering C-USA Freshman of the Year honors as he finished his rookie campaign with 1,178 rushing yards, including a 202-yard effort in the Sheraton Hawaii Bowl.

Tulsa closed out the 2005 season winning seven of its last eight contests, including the Inaugural C-USA Championship game and the 2005 AutoZone Liberty Bowl over Fresno State. Junior quarterback Paul Smith, the Liberty Bowl MVP, returns to lead a Golden Hurricane offense that averaged 38.1 points per game in nine victories a year ago. Smith threw 20 touchdown passes in 2005 and was only picked off only six times.

Southern Miss, selected second in the East, will look to make it 13-straight winning seasons under head coach Jeff Bower. The Golden Eagles closed out the 2005 campaign with a 31-19 victory over Arkansas State in the New Orleans Bowl – the school's eighth trip to a postseason game in the last nine years. Sophomore tight end Shawn Nelson led the club in receiving yards with 540 yards and capped the season with back-to-back 100-yard games, including an MVP effort in the New Orleans Bowl.

The Miners were one point shy in the coaches' poll of being picked as the preseason favorite to win the West for the second-consecutive year. In two seasons at UTEP, head coach Mike Price has led the Miners to back-to-back bowl appearances and eight-win seasons. Senior QB Jordan Palmer is one of 19 starters returning for Price, who will also have nine seniors return to start for his defense. Palmer is already the school-record holder for passing yards (7,489) and touchdown passes (62) at UTEP.


Memphis, slated to finish third in the East, is coming off three-consecutive bowl appearances for the first time in school history. The Tigers have averaged eight wins in each of those three seasons, but will have to replace three-time C-USA Offensive Player of the Year DeAngelo Williams, who finished his career as one of just four running backs in Division I-A history to rush for 6,000 yards in a career. Senior free safety Wesley Smith will look to become just the second player in C-USA history to earn All-C-USA first team honors four-consecutive years.

Houston was tabbed to finish third in the West and will be led by four-year starter Kevin Kolb behind center. Already the school's all-time total offensive leader with 9,752 yards, Kolb was selected as the C-USA Preseason Offensive Preseason Player of the Year. The senior needs 276 passing yards to become the UH all-time leader in that category. On defense, the Cougars return 10 starters, including starting safety Will Gulley, who missed the 2005 season with a knee injury.

Marshall was picked fourth in the East, while SMU secured that spot in the West. The Thundering Herd finished 4-7 under the direction of first-year head coach Mark Snyder, while the Mustangs won five games for the first time since the 1997 campaign. SMU ended the season on a three-game winning streak – its longest since 1999. The two fourth-place teams feature two of the league's top returning running backs. Marshall's Ahmad Bradshaw rushed for 997 yards is the top-returning back in terms of yards per game at 90.7. For SMU, sophomore DeMyron Martin was sixth in the league with 854 yards and led the Mustangs with nine rushing touchdowns.

UAB and Tulane were picked to finish fifth in the East and West Divisions, respectively. The Blazers return 57 lettermen and 12 starters on offense and defense, but will have to replace quarterback Darrell Hackney, who started 38 games in his four-year career and was the All-C-USA first team signal caller in 2005. Following a season that saw the Green Wave play its six home games in six different stadiums outside of New Orleans, the squad returns to the Superdome for its home opener vs. SMU on Sept. 30.

Rounding out the poll in the East is an East Carolina squad that won five games in head coach Skip Holtz' first season guiding the program. Senior WR Aundrae Allison became the first Pirate to record a 1,000-yard receiving season in 2005. Allison, a JUCO transfer, hauled in 83 catches for 1,024 yards and seven touchdowns. Rice rounds out the poll in the West. The Owls will be under the direction of first-year head coach Todd Graham, who comes to Houston from Tulsa where he served as the defensive coordinator for the league champion Golden Hurricane.



Larry McSwain, UAB

2006 C-USA PRESEASON AWARDS

Offensive Player of the Year
Kevin Kolb, QB, Houston (254-420, 3,258 yards, 19 TDs)

Defensive Player of the Year
Larry McSwain, DE, UAB (53 tackles, 5 TFLs, 4 sacks)

Special Teams Player of the Year
Darren McCaleb, K, Southern Miss (23-28 FGs, 107 points)

- First Team Offense**
- QB Kevin Kolb, Sr., Houston
 - RB Ahmad Bradshaw, Jr., Marshall
 - RB Kevin Smith, So., UCF
 - OL George Batiste, Sr., Southern Miss
 - OL Travis Cooley, Sr., Southern Miss
 - OL Cedric Gagne-Marcoux, Sr., UCF
 - OL Eric Graham, Sr., East Carolina
 - OL Jeff Perrett, Sr., Tulsa
 - OL Jullus Wilson, Sr., UAB
 - WR Aundrae Allison, Sr., East Carolina
 - WR Johnnie Lee Higgins, Sr., UTEP
 - WR Vincent Marshall, Sr., Houston
 - TE Shawn Nelson, So., Southern Miss

- First Team Defense**
- DL Antonio Harris, Jr., Tulane
 - DL Larry McSwain, Sr., UAB
 - DL Alex Obomese, Sr., UTEP
 - DL Zach West, Sr., UTEP
 - LB Nick Bunting, Sr., Tulsa
 - LB Nelson Coleman, Sr., Tulsa
 - LB Orlandus King, Sr., UAB
 - DB Bobby Blackshire, Sr., Tulsa
 - DB Joe Burnett, So., UCF
 - DB Caleb Hendrix, Sr., Southern Miss
 - DB Wesley Smith, Sr., Memphis

- First Team Special Teams**
- K Darren McCaleb, Sr., Southern Miss
 - P Michael Gibson, Sr., Memphis
 - KR Jessie Henderson, So., SMU
 - PR Joe Burnett, So., UCF

PREDICTED ORDER OF FINISH

EAST			WEST		
1.	UCF	65	1.	Tulsa	61
2.	Southern Miss	52	2.	UTEP	60
3.	Memphis	43	3.	Houston	55
4.	Marshall	35	4.	SMU	39
5.	UAB	28	5.	Tulane	20
6.	East Carolina	25	6.	Rice	17

C-USA NOTEBOOK

GRAHAM TAKES REINS AT RICE

Todd Graham has been named Rice University's 17th head football coach. Graham, 41, had been the assistant head coach, defensive coordinator and secondary coach at the University of Tulsa the past three seasons, helping the Golden Hurricane to the 2005 Conference USA championship and a 31-24 win over Fresno State in the AutoZone Liberty Bowl.

Graham previously served as an assistant coach at West Virginia and East Central University in Oklahoma, as well as the Head Coach and Athletic Director at Allen High School in suburban Dallas.

HURRICANE WARNING

Tulsa captured the Conference USA Championship in its first year in its league in 2005. An opportunistic defense that ranked third in the nation in both interceptions (22) and turnovers gained (36) returns nine starters, including its top six tacklers. Seven starters return to an offense that topped the 30-point mark in nine of the last 10 outings.

WATCH OUT

Here's a look at C-USA players that appear on several 2006 preseason awards watch lists:

Bednarik Award

(Defensive Player of the Year)

Nick Bunting, Tulsa
Larry McSwain, UAB

Lott Trophy

(Top Defensive Player)

Larry McSwain, DE, UAB

Hendricks Award

(Top Defensive End)

Larry McSwain, DE, UAB
Alex Obomese, UTEP

Lombardi (Top Lineman)

George Batiste, OG, Southern Miss
Cedric Gagne-Marcoux, C, UCF
Larry McSwain, DE, UAB

Maxwell Award

(College Player of the Year)

Kevin Kolb, Houston
Jordan Palmer, UTEP

Nagurski

(Top Defensive Player)

Joe Sturdivant, DB, SMU
Nick Bunting, LB, Tulsa
Larry McSwain, DE, UAB
Jeremy Jones, LB, UTEP

Rimington Trophy

(Top Center)

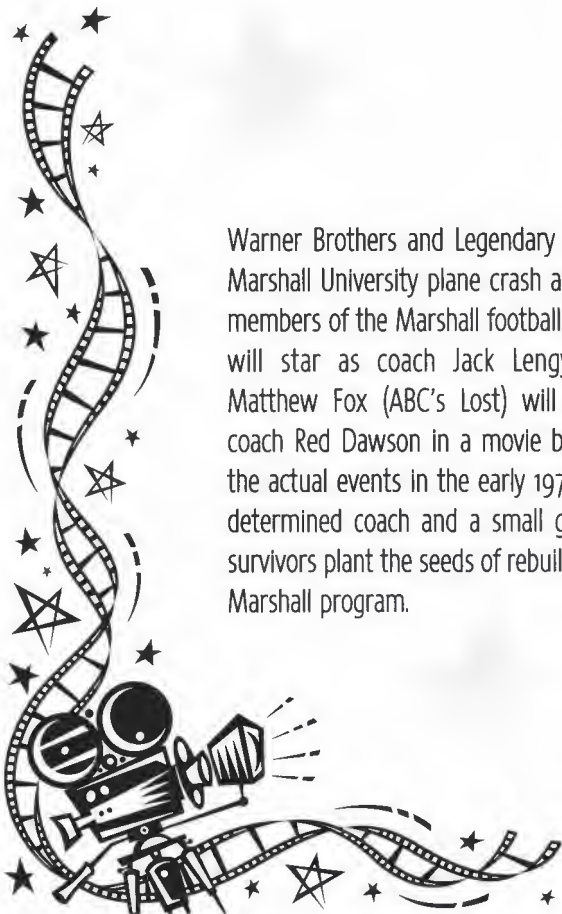
Sterling Doty, Houston
Doug Legursky, Marshall
Stephen Schuh, Memphis
Robby D'Angelo, Southern Miss
Aaron Danenhauer, Tulsa
Cedric Gagne-Marcoux, UCF
Robby Felix, UTEP

Outland Trophy

SirVincent Rogers, Houston
George Batiste, Southern Miss
Jeff Perrett, Tulsa

MARSHALL GOES HOLLYWOOD

Warner Brothers and Legendary Pictures are filming a movie, tentatively titled "We Are Marshall", about the 1970 Marshall University plane crash and the Huntington community's recovery from the tragedy that took the lives of 75 members of the Marshall football team, coaches and staff. John C. McGinley (McG) will direct, Matthew McConaughey will star as coach Jack Lengyel and Matthew Fox (ABC's Lost) will star as coach Red Dawson in a movie based on the actual events in the early 1970's as a determined coach and a small group of survivors plant the seeds of rebuilding the Marshall program.





C-USA NOTEBOOK

SCHEDULE BREAKDOWN

Conference USA teams never shy away from playing challenging non-conference competition and this season is no exception. Among the teams on C-USA's non-conference slate in 2006 are Auburn, Florida State, Georgia, LSU, Miami (Fla.), Oklahoma, Pittsburgh, Tennessee, Texas, UCLA, Virginia, Virginia Tech, West Virginia.

Sixteen C-USA opponents played in bowl games last season, including BCS bowl game participants Florida State, Georgia, West Virginia and National Champion Texas.

Conference USA will face at least one opponent from all 10 of the other I-A conferences, with the exception of the Big Ten and Mid-American Conferences.

Here's a look at C-USA's non-league opponents by conference:

- ACC:** Florida State, Miami, N.C. State (2), Virginia, Virginia Tech
- Big East:** Pittsburgh, West Virginia (2), USF
- Big 12:** Kansas State, Oklahoma, Oklahoma State, Texas, Texas Tech (2)
- Mtn. West:** BYU, New Mexico, San Diego State
- Pac-10:** UCLA
- SEC:** Auburn, Florida (2), Georgia, LSU, Mississippi, Mississippi State (2), Tennessee
- Sun Belt:** Arkansas State (2), Louisiana-Lafayette, North Texas (2), Troy
- WAC:** New Mexico State
- Independent:** Army (2), Navy (2)

UCF IS MOST-IMPROVED

UCF's **George O'Leary** engineered the largest turnaround in Division I-A last season, leading the Golden Knights to seven more victories than in 2004. UCF also broke the C-USA record for largest improvement in one season. Here's a look at the top turnarounds in 2005:

Team	2004	2005	Increase
UCF	0-11	8-5	+7
WMU	1-10	7-4	+6
Penn State	4-7	10-1	+6
TCU	5-6	10-1	+5

CHANGE IN THE RIGHT DIRECTION

UCF ranked fourth among the most improved teams in NCAA history this season. The Golden Knights improved seven games from last season and posted the best turnaround in Conference USA history.

NCAA ALL-TIME MOST IMPROVED

Team (Year)	Games
1. Hawaii (1999)	8.5
2. Stanford (1940)	8
3. South Carolina (2000)	7.5
4. UCF (2005)	7

UCF was just the seventh team in NCAA history to go from being winless one season to bowl-eligible the next season. South Carolina was the last team to accomplish the feat, going from 0-11 in 1999 to 8-4 in 2000 under head coach Lou Holtz.

PALMER POWER

UTEP QB **Jordan Palmer** enters his senior year already holding all of the Miners all-time passing records. He ranks first in yards (7,532), touchdown passes (62), completions (569), attempts (998), passing efficiency (130.53) and 300-yard games (10). He will open the season having thrown for at least one TD in each of his last 20 games, tossing two or more scoring strikes in 16 of those outings.

KOLB KLIMBING

Houston senior QB **Kevin Kolb** continues to make an assault on the Cougars' deep career passing charts. Having made a nation-leading 36 consecutive starts going into 2006, Kolb is the school's all-time leader in total offense with 9,752 yards, ranks third in TD passes (55), second in passing yards (9,155) and fourth in pass completions (672) and pass attempts (1,133). Kolb also holds the UH record for rushing touchdowns by a quarterback with 19.

PINKNEY LEADS PIRATES

East Carolina senior quarterback **James Pinkney** made the most of his 2005 season, leading the Pirates to a three-game improvement in **Skip Holtz's** first year at ECU. He was the only player in the league to earn Offensive Player of the Week honors three times last season and threw for a career-high 2,773 yards and 14 touchdowns, while only tossing eight interceptions.

SHINING KNIGHT

UCF RB **Kevin Smith** ranked among the top freshmen in the nation in rushing yardage and 100-yard games. Smith finished second in total yards with 1,178 and was one of only seven freshmen to top the 1,000-yard mark in 2005. Smith rushed for a career-high 202 yards in the Sheraton Hawai'i Bowl vs. Nevada. Here's a look at the leaders:

Player (School): Rushing Yards

1. Tyrell Sutton (Northwestern): 1,474
2. Kevin Smith (UCF): 1,178
3. Steve Slaton (West Virginia): 1,128
4. Raymell Rice (Rutgers): 1,120
5. Darren McFadden (Arkansas): 1,113

MCSWAIN ANCHORS UAB "D"

UAB senior DE **Larry McSwain** is expected to be one of the top defensive players in Conference USA this fall. A two-time first team All-C-USA selection, McSwain recorded 53 tackles and four sacks during his junior year. In UAB's early-season victory over Troy, McSwain returned an interception 23 yards for a touchdown. In 2004, the transfer from Jackson State ranked fourth nationally in sacks with 13, while registering 56 tackles.

C-USA NOTEBOOK

RETURNING ALL-CONFERENCE SELECTIONS

Here's a look at the returning All-Conference performers this fall:

FIRST TEAM

OFFENSE

OL- George Batiste, Sr., Southern Miss
 OL- Cedric Gagne-Marcoux, Sr., UCF
 WR- Aundrae Allison, Sr., East Carolina
 WR- Vincent Marshall, Sr., Houston

DEFENSE

DL- Larry McSwain, Sr., UAB
 DB- Wesley Smith, Sr., Memphis
 DB- Bobby Blackshire, Sr., Tulsa
 DB- Joe Burnett, So., UCF

SPECIAL TEAMS

PR- Joe Burnett, So., UCF

SECOND TEAM

OFFENSE

QB- Jordan Palmer, Sr., UTEP
 RB- Ahmad Bradshaw, Jr., Marshall
 RB- Kevin Smith, So., UCF
 RB- Quinton Smith, Sr., Rice
 OL- Doug Legursky, Jr., Marshall
 OL- Travis Cooley, Sr., Southern Miss
 WR- Mike Walker, Sr., UCF
 WR- Johnnie Lee Higgins, Sr., UTEP

DEFENSE

DL- Justin Rogers, Sr., SMU
 DL- Alex Obemese, Sr., UTEP
 LB- Nelson Coleman, Jr., Tulsa
 DB- Joe Sturdivant, Sr., SMU
 DB- Brandon Sumrall, Jr., Southern Miss
 DB- Nick Graham, Sr., Tulsa

SPECIAL TEAMS

PK- Darren McCaleb, Sr., Southern Miss
 P- Michael Gibson, Sr., Memphis
 PR- Johnnie Lee Higgins, Sr., UTEP

THIRD TEAM

OFFENSE

QB- Kevin Kolb, Sr., Houston
 OL- SirVincent Rogers, Jr., Houston
 OL- Jeff Perrett, Sr., Tulsa
 OL- Julius Wilson, Sr., UAB
 TE- Shawn Nelson, So., Southern Miss
 WR- Bobby Chase, Sr., SMU
 WR- Preston Brown, Sr., Tulane

DEFENSE

DL- Marcus Hands, Jr., East Carolina
 DL- Adrian Haywood, So., SMU
 LB- Troy Collavo, Sr., UTEP
 DB- Rocky Schwartz, Jr., Houston

SPECIAL TEAMS

KR- Jessie Henderson, So., SMU
 PR- Vincent Marshall, Sr., Houston

2006 RETURNING STATISTICAL LEADERS

The leader or runner-up in 10 of the 13 major statistical categories listed below is set to return this fall.

Rushing

RB- Kevin Smith, UCF
 2005: 249 for 1,178 yards; 4.7 avg; 9 TD; 3rd- C-USA

Passing Yardage

QB- Jordan Palmer, UTEP
 2005: 434-258; 3,503 yards; 29 TD; 1st- C-USA

Passing Efficiency

QB- Paul Smith, Tulsa
 2005: 142.9; 364-227-6; 2,487 yards; 20 TD; 2nd- C-USA

Receptions

WR- Aundrae Allison, East Carolina
 2005: 83-for-1,024 yards; 12.3 avg.; 7 TD; 1st- C-USA

Receiving Yards

WR- Aundrae Allison, East Carolina
 2005: 83-for-1,024 yards; 12.3 avg.; 7 TD; 3rd- C-USA

All-Purpose Yards

RB- Chris Johnson, East Carolina
 2005: 1,499 total yards; 684 rushing, 356 receiving, 0 punt return yards, 459 kick return yards; 2nd- C-USA

Total Offense

QB- Kevin Kolb, Houston
 2005: 3,458 total yards; 200 rushing, 3,258 passing (524 plays) 2nd- C-USA

Scoring

K- Darren McCaleb, Southern Miss
 2005: 107 points; 0 TD; 38 XPT, 23 FG; 2nd- C-USA

Field Goals

K- Darren McCaleb, Southern Miss
 2005: 1.92 FG per game; 23-28 (82.1/107); 1st- C-USA

Punting

P- Michael Gibson, Memphis
 2005: 59 for 2,632 yards; 44.6 avg.; 2nd- C-USA

Tackles

LB- Jeremy Jones, UTEP
 2005: 131 (63-68); 14 TFL; 3rd- C-USA

Sacks

LB- Justin Rogers, SMU
 2005: 7.0 (7 solo, 0 assist); 2nd- C-USA

Interceptions

CB- Nick Graham, Tulsa
 2005: 6; 0.46 IPG; 0 TD; 1st- C-USA



C-USA NOTEBOOK

RETURNING STARTERS

Here's a look at the returning starters on offense, defense and special teams (including punt and kick returners) for each Conference USA school:

School	Off.	Def.	ST
East Carolina	7	6	4
Houston	7	10	4
Marshall	9	8	3
Memphis	8	6	2
Rice	9	6	3
SMU	8	6	2
Southern Miss	8	6	2
Tulane	7	5	2
Tulsa	7	9	1
UAB	6	6	3
UCF	9	9	2
UTEP	8	9	4

RETURNING LETTERWINNERS

Here's a look at the number of lettermen returning and lost for each C-USA school:

School	Ret.	Lost
East Carolina	42	26
Houston	48	20
Marshall	48	12
Memphis	57	16
Rice	47	18
SMU	41	15
Southern Miss	47	16
Tulane	41	15
Tulsa	43	15
UAB	57	16
UCF	42	15
UTEP	45	23

TULANE RECEIVES FWAA COURAGE AWARD AND SPIRIT OF DISNEY AWARD

The Tulane University Green Wave football team was named the recipient of a pair of prestigious postseason awards following an unprecedented 2005 season. The first award handed out to the Green Wave was the 2005 Courage Award - presented by the Football Writers Association of America and the FedEx Orange Bowl. The second award bestowed upon the team was the 2005 Disney's Wide World of Sports Spirit Award, which is given annually to college football's most inspirational athlete or team.

SOUTHERN MISS MAKES IT A DOZEN

Southern Miss capped off its 12th-consecutive winning season under head coach Jeff Bower with a win in the New Orleans Bowl last December. The Golden Eagles are one of just seven schools that have posted 12-consecutive non-losing seasons, joining Florida, Florida State, Miami (Ohio), Michigan, Toledo and Virginia Tech.

CLOSE CALLS

Thirteen of Conference USA's 48 league games were decided by five points or less last season, and another 13 were decided by 6-10 points. The 26 games decided by 10 points or less were more than any other league in the nation. C-USA's average margin of victory in conference games was 12.01, the closest margin of the 11 Division I-A Conferences.

2005 BOWL TEAMS

Conference USA had a record six teams in bowl games last season. Only the ACC, Big 12 and Big Ten had more. Here's a look at the number of bowl teams each league produced in 2005:

8	ACC, Big 12
7	Big Ten
6	C-USA, SEC
5	Pac-10
4	Big East, Mountain West
3	WAC
2	Mid-American
1	Sun Belt

GOIN' BOWLIN'

Memphis and Southern Miss are among the 29 Division I-A programs that made bowl appearances in each of the last three seasons. For the Tigers, that marks more bowl games than they had played in during their entire football history prior to 2003.

MUSTANGS ON THE MOVE

SMU heads into 2006 with a lot of momentum after closing out the 2005 season by winning three straight contests for the first time since 1999. The Mustangs finished with a 5-6 record - their best ledger since 1997. The five wins are just one shy of the total wins head coach Phil Bennett strung together during his first three seasons of rebuilding the program. In Bennett's fourth year, SMU finished at .500 in league play (4-4) marking the first time since posting a 4-4 mark as a WAC member in 2001. Four of the team's six losses were by a touchdown or less, including three of its four league losses.

CONFERENCE USA

Excellence in Leadership

C-USA has an outstanding reputation for excellence in competition, academics, NCAA compliance, sportsmanship, student-athlete welfare and overall sports services.



Excellence in a Commitment to the Student-Athlete

Less travel distance between schools means less missed class time for the student-athletes.

Student-athletes in C-USA schools have a higher graduation rate than the general student population.



Excellence in Competition

The C-USA football championship game made its debut in 2005, pitting the top teams from the East and West Divisions against one another for the C-USA crown.

Closer proximity allows more fans to travel to away contests.

Developing rivalries will be enriched through membership in the same conference and new rivalries will be established.



Excellence in Community Involvement

The conference's footprint is concentrated with 12 members in nine states. The 11 metropolitan areas have a combined population of nearly 17 million.

C-USA schools give back to their communities through volunteer service with local and national organizations.

More than 1.1 million living alumni represent C-USA schools across the nation.

TEAM C-USA: DEDICATED TO EXCELLENCE

Excellence every day. For Conference USA, dedication to excellence is a common thread in athletics, academics and in the community, and the guiding initiative for the league's promising future. Conference USA features 12 nationally prominent, tradition-rich members in East Carolina, Houston, Marshall, Memphis, Rice, SMU, Southern Miss, Tulane, Tulsa, UAB, UCF and UTEP. This combination enhances men's and women's programs that are steeped in athletic success and academic prowess. Together, we are dedicated to excellence, integrity and leadership in athletics, academics and in our communities.

All C-USA institutions sponsor Division I-A football, along with several other men's and women's athletic programs, many of which compete regularly for NCAA Championships. C-USA sponsors competition in 19 sports - nine for men (baseball, basketball, cross country, football, golf, soccer, tennis and indoor and outdoor track and field) and 10 for women (basketball, cross country, golf, softball, soccer, swimming and diving, tennis, indoor and outdoor track and field and volleyball).

The league sponsors numerous academic awards, including the Commissioner's Honor Roll and the Commissioner's Academic Medal, indicative of outstanding achievement in the classroom. C-USA annually awards six postgraduate scholarships, along with the Sport Academic Award, Scholar Athletes of the Year and the Institutional Academic Excellence Award.

SUCCESS ON THE PLAYING FIELD

Conference USA performers have achieved great success in competition, placing the league among the top conferences in the nation.

Football

- Rated among the top seven conferences in the nation
- 33 teams have earned bowl bids
- Member of the Bowl Championship Series
- Bowl tie-ins with the AutoZone Liberty Bowl, GMAC Bowl, Sheraton Hawai'i Bowl, Fort Worth Bowl, New Orleans Bowl, Birmingham Bowl and a new bowl game in Houston, Texas.

Men's Basketball

- Consistently rated as one of the top basketball leagues in the country
- 72 postseason teams (40 NCAA and 32 NIT)
- Strong fan support, drawing more than one million fans each season
- Two Final Four teams
- Five Elite Eight NCAA Tournament teams
- One NIT Champion
- Four NIT semifinalists

Women's Basketball

- 42 NCAA Tournament appearances
- 24 WNIT appearances
- One team in the NCAA Sweet 16
- Two WNIT semifinalists

Baseball

- 35 NCAA appearances
- Three College World Series appearances in 2006, 2005 and 2001
- Eight Super Regional appearances
- Has produced at least four NCAA teams in each of the last five seasons

In addition, 27 volleyball teams, 34 men's and women's soccer teams and 17 softball teams have earned NCAA Tournament bids. C-USA has sent three men's soccer teams to the NCAA College Cup, five softball teams to the Women's College World Series and three volleyball teams to the Sweet 16. The league has also had three national champions in NCAA track and field competition, one national champion in diving and numerous NCAA individual and team competitors in cross country, golf, swimming, tennis and track and field. Overall, Conference USA teams and individuals have made more than 420 NCAA appearances.

SUCCESS OFF THE FIELD

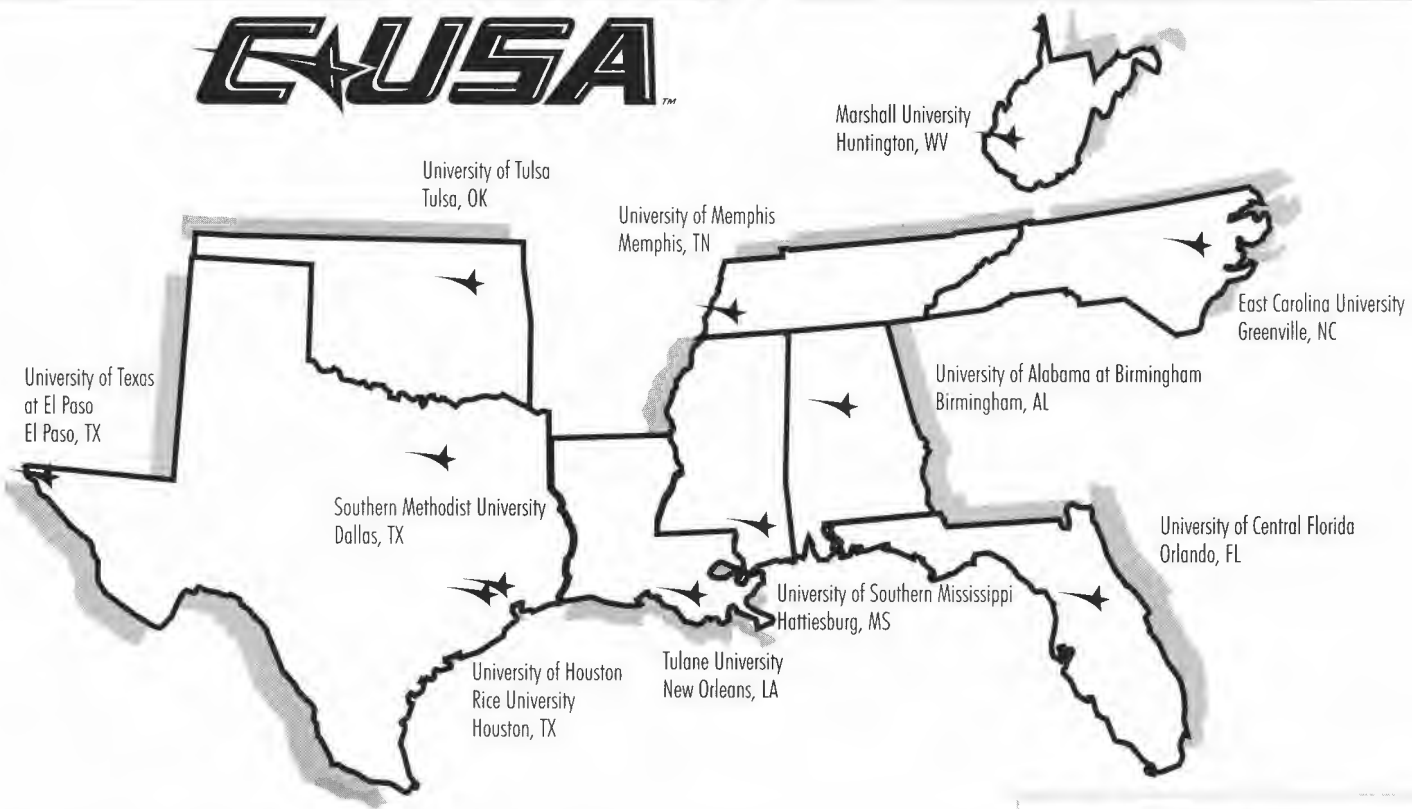
C-USA institutions are among the nation's best in academic performance among student-athletes, bolstered by the fact that student-athletes at league schools have a higher graduation rate than the general student population. Among C-USA's 5,000 student-athletes, there are champions off the playing field as well. In 11 years, 92 student-athletes earned national ESPN The Magazine Academic All-America honors, while 282 were named All-District. In addition, more than 11,000 student-athletes have been named to the Commissioner's Honor Roll or received the Commissioner's Academic Medal, indicative of outstanding achievement in the classroom.

C-USA ON TV

C-USA enjoys significant television exposure through its partnerships with ESPN Inc. and College Sports Television Networks (CSTV). The league entered into long-term agreements with both ESPN and CSTV, which, combined, provides C-USA with significant national and regional exposure for football, men's and women's basketball, and all other conference sports. Additionally, the CSTV agreement includes video-on-demand, Internet, broadband, national over-the-air and satellite radio, and wireless distribution as well as corporate marketing rights, and website production through CSTV Online, a subsidiary of CSTV. The agreement with ESPN extends the conference's current regular season football package to include the broadcast of the conference's Football Championship Game. It also encompasses distribution of men's basketball and women's basketball on ESPN/ESPN2 and both tournament championship games.



CONFERENCE USA



C-USA IN THE COMMUNITY

The conference's footprint is concentrated with 12 members in nine states and a combined area population of nearly 17 million. More than 1.1 million living alumni represent C-USA schools across the nation. With a renewed commitment to community involvement, the conference has begun development of several initiatives to maintain strong ties in C-USA cities, as well as with fans and alumni across the country. C-USA schools also place a priority on giving back to their communities through volunteer service with local and national organizations.

GOVERNANCE

Along with the ACC, Big East, Big Ten, Big 12, Pac-10 and SEC, Conference USA is one of the seven conferences having significant representation in the NCAA governance structure. The Presidents of the member institutions serve as the league's Board of Directors. Dr. Carol Garrison of UAB began her first year as chair of the Board of Directors in 2005-06 and will serve in that capacity again in 2006-07.

A PROUD HISTORY; A PROMISING FUTURE

Conference USA was formed in 1995 and quickly emerged as one of the nation's top conferences. The conference unveiled its name, logo and commissioner on April 24, 1995 in Chicago. The league's charter members included Charlotte, Cincinnati, DePaul, Houston, Louisville, Marquette, Memphis, Saint Louis, Southern Miss, Tulane,

UAB and USF. Eleven of the institutions began athletic participation in 1995, while Houston joined competition in the fall of 1996.

The league's headquarters were established in Chicago and after nine years, relocated to the current office in Irving, Texas. Britton Banowsky was named Commissioner in October 2002, succeeding Mike Slive, the league's first commissioner.

C-USA added East Carolina (September, 1996) and the United States Military Academy (March, 1997) as football members. ECU began league competition in 1997; Army in 1998 and UAB began football play in 1999. The league added TCU and ECU (1999) for all sports and they began competition in 2001. USF started C-USA football in 2003.

After celebrating its 10th Anniversary during the 2004-05 season, C-USA began a new chapter in 2005-06 when its current membership came together to form the new look of the league.

Since its formation, C-USA has established a strong foundation, an identity and a history that reflects the league's national presence. Eleven years of remarkable history has reinforced the league's position in collegiate athletics, setting the course for the next decade and beyond.

METRO AREA POPULATION

City	Rank	Population
Dallas	9	5,221,801
Houston	10	4,669,571
Orlando	28	1,644,561
New Orleans	35	1,337,726
Memphis	44	1,135,614
Birmingham	55	921,106
Tulsa	59	803,235
El Paso	64	679,622
Huntington	128	315,538
Greenville	222	133,798
Hattiesburg	250	111,674
TOTALS		16,974,246

Courtesy: U.S. Census Data 2000

TV DEMOGRAPHICS

Market	TV Hshlds
Dallas-Fort Worth	2,255,970
Houston	1,848,770
Orlando	1,263,900
Birmingham	697,570
New Orleans	665,190
Memphis	662,180
Tulsa	505,000
Huntington	495,190
El Paso	283,870
Greenville	270,560
Hattiesburg	242,390
TOTALS	9,187,700

Courtesy: onsport

CONFERENCE USA

COMPETITIVE HIGHLIGHTS

- 110 Bowl appearances (36 since 1994)
- 110 NCAA Appearances in Men's Basketball (25 since 1994)
- 8 Men's Basketball Final Four Appearances and One National Championship
- 2002 NIT Champions (Memphis) and 2001 NIT Champions (Tulsa)
- 43 NCAA appearances in Women's Basketball (31 since 1994)
- 90 NCAA Appearances in Baseball (51 since 1994)
- 9 College World Series Appearances (2003 National Champions - Rice)
- 17 NCAA appearances in Volleyball in the last 11 years
- Two Softball College World Series Appearances
- One Men's Soccer College Cup Appearance
- 17 Men's Golf National Championships
- 2 Women's Golf National Championships
- 22 National Championships in Track and Field and Cross Country

FOOTBALL HIGHLIGHTS

- 110 All-Time Bowl appearances (36 since 1994)
- Since 1994, seven schools have won at least one conference championship, with Marshall winning six MAC championships and Southern Miss winning four C-USA titles
- Since 1995, current C-USA schools have posted at least one non-conference victory over the following foes: Miami (Fla.), Oklahoma, LSU, Alabama, Kansas State, Tennessee, Georgia, Arkansas, Mississippi, South Carolina, Clemson, Oklahoma State, Syracuse, Pittsburgh and West Virginia
- Since 1997, three schools have finished ranked in the Top 25 of the final polls at least one time (Marshall, Southern Miss and Tulane)
- Current C-USA schools have finished ranked in the Top 20 of the final AP poll a total of 49 times since the poll began in 1936
- Since the 2000 season, current Conference USA schools have combined to make 148 national television appearances
- Conference USA membership has produced 80 players that appeared on the opening day rosters of NFL teams this past season. Included were pro bowlers such as QB Brett Favre, QB Daunte Culpepper, WR Randy Moss, WR Isaac Bruce and DE Rod Coleman

More Competitive Highlights

Men's Basketball – Conference USA teams have earned a combined 185 postseason bids (110 NCAA Tournament berths and 75 invites to the NIT)

Women's Basketball – C-USA women's basketball has made 42 NCAA appearances (31 since 1994) and 24 WNIT outings

Baseball – C-USA programs have made nine College World Series appearances (Rice was the 2003 National Champion)

Volleyball – C-USA schools have made 17 appearances in the last 11 years

Men's Soccer – SMU reached the 2005 NCAA College Cup in its first season in Conference USA

Women's Soccer – Three C-USA teams qualified for the 2005 NCAA Tournament

Softball – C-USA has sent three teams to the Women's College World Series since sponsoring the sport in 2000

Women's Cross Country – Rice won the 2005 Cross Country Championship and finished among the Top 25 at the NCAA Championships.

Men's Cross Country – UTEP, ranked among the Top 10 nationally, earned the C-USA Championship and second place finish in the NCAA Mountain Regional. The Miners placed 14th at Nationals.

Men's Track & Field – UTEP has one of the most storied track programs in the NCAA, with seven NCAA Indoor Championships and six NCAA Outdoor Championships

Women's Track & Field – Olympic Gold Medalist Leroy Burrell, an 11-time C-USA Coach of the Year and one of the premier names in U.S.A. Track and Field, led Houston to C-USA indoor and outdoor titles in 2006

Men's Golf – Twelve NCAA individual medalists come from C-USA schools, with Houston winning eight, Tulane three and Memphis one

Women's Golf – Three C-USA women's golf programs were ranked in Golf World's Top 25 this spring

Men's Tennis – Five of the nine C-USA schools have advanced to the NCAA Championship, while those five combine for an impressive 39 appearances

Women's Tennis – C-USA women's tennis programs boast 21 All-Americans

Swimming & Diving – SMU finished seventh at the NCAA Championship in 2005 and 2006



CONFERENCE USA

Conference USA is dedicated to excellence in athletics, academics and community service. C-USA places an emphasis on academic achievement for its student-athletes, encouraging an environment for academic success. In addition to student-athletes representing the league on ESPN The Magazine Academic All-America teams, C-USA has several academic award programs that are featured below. A total of 1,517 student-athletes earned recognition to the Commissioner's Honor Roll during the 2005-06 academic year, with 241 earning the Academic Medal. Fourteen student-athletes earned national academic all-america honors, while 66 were recognized at the district level.

ACADEMIC AWARDS

Institutional Academic Excellence Award

Awarded to the institution with the highest overall student-athlete GPA in Conference sponsored sports.

Sport Academic Award

Awarded to the team in each Conference sponsored sport with the highest GPA for the current academic year.

Commissioner's Honor Roll

Awarded to student-athletes in Conference sponsored sports that have achieved a 3.0 cumulative GPA or above.

Commissioner's Academic Medal

Awarded to student-athletes in Conference sponsored sports that have achieved a 3.75 cumulative GPA or above.

Scholar Athlete of the Year Award

Awarded to the top student-athlete in each Conference sponsored sport as determined by the Faculty Athletics Representatives. The award is based on academic achievement (GPA - 3.0 or better), athletic achievement and service.

Post-Graduate Scholarships

Twelve awards of \$4,000 each for graduates of each academic year. The Faculty Athletic Representatives will determine the recipients at the Conference's Spring meetings. At least two awards must go to women and two to men. Recipients of the Conference USA post-graduate scholarships must enroll in a graduate program within three years of receipt of the award.

2005-06 ESPN The Magazine Academic All-America

First Team Academic All-America

Garrett Mills, Tulsa (Football)
Courtney Baines, UCF (Women's Soccer)
Matt Wiley, Tulsa (Men's Soccer)
Marc Maddox, Southern Miss (Baseball)
Eddie Degerman, Rice (Baseball)

Second Team Academic All-America

Jami Tullius, UTEP (Women's Soccer)
Charity Butler, Southern Miss (Softball)
Flavia Rigamonti, SMU (Women's Swimming)
Sebastian Falk, UAB (Men's Tennis)

Third Team Academic All-America

Kimber Bailey, SMU (Women's Soccer)
Jared Britcher, Memphis (Men's Soccer)
Andy Metcalf, Memphis (Men's Soccer)
Heidi Krug, East Carolina (Volleyball)
Blair DiSesa, Rice (Women's Tennis)

2005-06 Commissioner's

Honor Roll - Football

(* indicates Academic Medal winners)

EAST CAROLINA

Brett Clay	Shawn Levesque*
Josh Coffman	Chris Matlocks
Zach Davis	Jerry Murphy
Ryan Howard	Kevin Roach
Kyle Johnson	Joseph Sloan*
Robert Kass	Martin Tanski
Robert Lee	Alex Taylor

HOUSTON

Blade Bassler
Jordan Brown
Jake Ebner
James Fitch
Joseph Gonzalez
Billy Hartford
James Hong
Wade Koehi
Steven Maki
Tim Mercer
Patrick Riley
Harry Simon
Demario Williams
Drew Zoromsky

MARSHALL

Matt Altobello
Zach Barnard
Marty Blagi*
Adam Black
James Burkes
Jeremy Frazier
Colin Kelly
Adam Lee*
Brian Leggett
Matthew Lloyd
Jeff Mullins*
Ian O'Connor
Matt Parkhurst
John Patton
Cody Tominack
Daniel Wells
Erwin Wynn

MEMPHIS

Miguel Barnes
Joseph Burgan
Patrick Byrne
Russell Clayton
Derek Clinin
Michael Denning
Alberto Diaz
Paul Edwards*
Eric Evans
Brandon Farrar
Brandon Feagans
Lucian Godwin
Stephen Gostkowski
Tyler Griffin
Greg Hinds
Stacey Jones
Jake Kasser
Clinton McDonald
Brandon Patterson*
Brandon Pearce
Clayton Presley
Brandon Slaughter
Andrew Smith
Kittrell Smith
Michael Snyder
Michael Spurlock
Brandon Stewart*
Brett Toney*

RICE

Joel Armstrong
Lute Barber
David Berken
Biobele Bilaye-Benibo
Rick Campbell
Jonathan Cary
Casey Casson
Andrew Cates
Ryan Craig
Robert Daniel
Shane Hannabury*
Christopher Douglas
Braxton Evans
Matt Ginn
Andy Hall
Robert Heos
Dustin Hufsey
Thomas Lott
Christopher Marchbanks
James Miller*
Scott Nimmons
Darshan Patel
Robert Rainey
Bencil Smith
John Syptak
Preston Thompson
Joe Wood
Stephen Wood

SMU

William Bonilla III
Jeffrey Brock*
Heath Burnett
Mitch Enright*
Andrew Galloway*
Robert Gilmore
Jamey Harper
Duke Hasson
Derek Jones
James Lankford
Thomas Morstead
Ross Nigh
Ben Poynter
Thomas Poynter
Trent Sawyer
Zach Sledge
Chase Smith
Derrell Taylor

SOUTHERN MISS

George Batiste
Micah Brown
Bryant Carpenter
Travis Cooley
Stephen Daigle
Robby D'Angelo
Stuart Davidson
Justin Harris
Luke Johnson
Donald Loehr
Ryan McKee
John McMahan
Jonathan Palmer*
Ta'Ron Sims

Cody Tawater
Brennan Thomas
Sam Thomas
Jeremy Young

TULANE

Aryan Barto
Ray Boudreaux
Anthony Cannon
Amos (Chris) Dawson*
Scott Elliott
Shane Hannabury*
Antonio Mason
Michael Parenton
Michael Purcell
Michael Roberts
Michael Sager
Darren Sapp
Dave Skehan
Joe Traina*
Matt Traina*

TULSA

Alexander Bridge*
George Clinkscale
Nelson Coleman
Alex Detwiler
Brad DeVault
Brandon Diles
Jacob Frank
Kyle Grooms
Moton Hopkins
David Johnson*
Paul Jurado
Drew Lagow
James Lockett
Mike Mengers
Garrett Mills*
Jeff Perrett
Curtis Puckett
Charles Ramsey
Jeff Saunders
Ross Smith
Michael Sullivan
Eric Tibbits
Jarod Tracy
Jody Whaley

UTEP

Michael Aguayo
Jacob Belshe
Brandon Brown
Joe Castro
Tevita Fifita
Gregory Hiatt*
Jamar Hunt

UAB

Justin Aldred
Christopher Barrett
Adam Bobo
Richard Carter
Nick Coon
Curtis Falany
Adam Hollifield
Jonathan Northington
Blake Prime
Lance Rhodes
David Sigler
Adam Truitt
James Turner
Swayze Waters
Joseph Webb
Chad Willmott

SCHOLAR ATHLETE AWARD

Garrett Mills, Tulsa

C-USA POSTGRADUATE SCHOLARSHIP

Jeff Mullins, Marshall
Rusty Clayton, Memphis

CONFERENCE USA

Partners in the Community



Conference USA is committed to excellence in athletics, academics and community involvement. C-USA student-athletes and teams have achieved success on the playing


field and in the classroom, however, league schools have also made a strong commitment to their communities through visits to local elementary schools, children's hospitals and families at a local Ronald McDonald House or assisting on Habitat for Humanity projects.

Conference USA encourages all of these community initiatives and community service projects are a part of several C-USA Championships. C-USA has also participated in a variety of national programs through partners like CSTV and the Fields & Dreams Foundation and Team Focus with the GMAC Bowl.

C-USA Commissioner Britton Banowsky and members of the conference office staff have also participated in community projects. Conference USA also had a unique opportunity to partner with Nike and the Nike PE2GO program in Memphis, site of the men's basketball championship. PE2GO was launched three years ago at Memphis City Schools. It was designed to promote good health and physical activity among fourth and fifth graders, using a special classroom curriculum in conjunction with a series of physical activities specially designed by Nike coaches. Nike spends more than \$10,000 on teacher training and equipment at 21 Memphis City Schools.



Kids at the Salvation Army Women and Children's Shelter in Orlando were visited by some UCF football players and C-USA Commissioner Britton Banowsky the day before the Golden Knights played in the inaugural C-USA Football Championship. The kids received t-shirts, bracelets and received autograph posters from the UCF players.



In conjunction with the C-USA Men's Basketball Championship, student-athletes from UTEP visited Sea Isle Elementary School enjoying time with the kids and participating in some basketball activities as part of the Nike PE2GO. In addition, 21 elementary schools received 100 free tickets to the tournament and were recognized for their involvement in PE2GO during one of the four-day tournament's sessions.




The UCF women's basketball team helped build the frame on a Habitat for Humanity house jointly sponsored by HomeBanc Mortgage and the UCF Athletics Association, Inc. Several UCF teams, including men's and women's basketball, softball and football, contributed their time and muscle to the project during the summer of 2005 and the house was dedicated earlier this spring.


CONFERENCE USA

Women's Basketball Players Visit Texas Scottish Rite Children's Hospital

In conjunction with the 2006 Conference USA Women's Basketball Championship in Dallas, student-athletes, cheer groups and pep band members from tournament host SMU and several other schools visited the Texas Scottish Rite Hospital for Children on March 3-4.



Women's tennis players from Houston, SMU, Tulsa and UAB read to and answered questions from kindergarteners through third graders at Bradfield Elementary school in Garland, Texas, prior to the C-USA Championship.



For more information on C-USA in the Community, visit conferenceusa.com and click on the In the Community icon.

C-USA MILESTONES

- April 24, 1995** The conference name, logo and commissioner are unveiled at Harry Caray's Restaurant in Chicago
- September 1995** Eleven Conference USA Institutions begin the first season of competition. On September 2, Charlotte defeats Memphis in women's soccer. In the first conference match between C-USA schools.
- December 1995** The Missouri Athletic Club names Matt McKeon of Saint Louis National Player of the Year in men's soccer.
- March 24, 1996** Cincinnati becomes the first men's basketball team in Conference USA to reach the Elite Eight of the NCAA Tournament.
- March 25, 1996** Tulane becomes the first men's basketball team in Conference USA to reach the NIT Final Four.
- May 8, 1996** UAB and USF are the first teams to represent C-USA at the NCAA Men's Tennis Championship.
- May 23, 1996** Tulane and USF are the first teams to represent C-USA at the NCAA Baseball Championship.
- June 1996** USF pitcher Mark Roberts becomes the first C-USA player taken in the Major League Baseball Draft, going to the Chicago White Sox in the fourth round.
- June 1996** Memphis forward Lorenzen Wright becomes the first C-USA men's basketball player taken in the NBA Draft, selected by the Los Angeles Clippers with the seventh overall selection.
- August 1996** Houston joins league competition, giving the league 12 teams in conference sport competition.
- August 30, 1996** Tulane upsets preseason favorite Cincinnati in the Inaugural C-USA football game in Cincinnati, Ohio.
- September 4, 1996** C-USA announces the addition of East Carolina for football competition beginning with the 1997 season.
- November 2, 1996** Cincinnati's men's cross country team becomes the first C-USA squad to win back-to-back tournament championships.
- November 9, 1996** Memphis upsets No. 6 Tennessee, 21-17, at Liberty Bowl Memorial Stadium, the highest ranked football opponent that a C-USA team has defeated.
- December 13, 1996** Louisville is the first C-USA volleyball team to reach the Sweet 16 of the NCAA Championship.
- December 13, 1996** Charlotte becomes the first team in Conference USA to reach a national semifinal and the first men's soccer team to represent the league at the NCAA Men's Soccer Final Four.
- December 31, 1996** Houston becomes the first football team to represent C-USA at a postseason bowl when it earns an invitation to the Liberty Bowl in Memphis, Tenn., as C-USA's first regular season football champion (shared with Southern Miss).
- February 18, 1997** The Marquette rifle team becomes the first Conference USA team to win back-to-back regular season conference championships.
- March 9, 1997** Conference USA sends a record five teams to the NCAA Women's Basketball Championship (DePaul, Louisville, Marquette, Memphis and Tulane).
- March 10, 1997** C-USA announces the addition of the United States Military Academy in football competition beginning with the 1998 season.
- April 19, 1997** Houston running back Antowain Smith becomes the first C-USA player taken in the NFL Draft when the Buffalo Bills select him in the first round.
- May 1997** Kim Williams of DePaul was selected by the Utah Starzz in the fourth round of the inaugural WNBA Draft, becoming the first C-USA women's basketball player to be drafted.
- May 9, 1997** Elisa Penalvo of Marquette is the first women's tennis player to represent C-USA at the NCAA Women's Tennis Individual Championship.
- May 9, 1997** Marquette, USF and Houston are the first teams to represent C-USA at the NCAA Women's Tennis Championship.
- September 6, 1997** East Carolina plays its first football game in Conference USA.
- September 12, 1997** The UAB men's soccer team posts the league's first win over a No. 1 ranked team in any sport when it defeats No. 1 UCLA, 2-0.
- November 15, 1997** Cincinnati becomes the first women's soccer team to represent C-USA at the NCAA Championship.
- November 18, 1997** Conference USA places a record four men's soccer teams in the NCAA Championship. Charlotte, Marquette, Saint Louis and USF represent C-USA.
- December 12, 1997** Saint Louis becomes the second C-USA men's soccer team to reach the NCAA Final Four.
- December 29, 1997** Conference USA posts its first-ever bowl victory as Cincinnati defeats Utah State in the Humanitarian Bowl in Boise, Idaho.
- May 1998** Robert Samuelsson of Tulane is the first men's tennis player to represent C-USA at the NCAA Men's Tennis Individual Championship and the first All-American in C-USA men's tennis history.
- May 1998** Houston finishes 27th at the NCAA Men's Outdoor Track and Field Championship, the highest finish for a C-USA team.
- September 19, 1998** Army plays its first football game in Conference USA.
- November 28, 1998** Cincinnati posts the conference's first men's basketball victory over a No. 1 team, defeating top-ranked Duke at the Great Alaska Shootout.
- December 11, 1998** Louisville makes its second trip to the Sweet 16 in the NCAA Volleyball Championship.
- December 31, 1998** Tulane caps off an undefeated (12-0) football season with a win over BYU in the AXA Liberty Bowl.
- January 3, 1999** Tulane finishes ranked No. 7 in both final polls, the highest ranking ever for a Conference USA football team.
- March 20, 1999** Memphis is the first women's basketball team to represent Conference USA at the Final Four of the WNIT.
- April 23, 1999** Houston posts the conference's first baseball victory over a No. 1 team, defeating top-ranked Rice.
- September 25, 1999** UAB plays its first football game in Conference USA.
- October 12, 1999** Conference USA adds Texas Christian University (TCU) and East Carolina University for competition in all sports. The league also announces that USF will begin league play in football in 2003.
- November 1999** Kenneth Svendsen of Charlotte finishes 23rd at the NCAA Men's Cross Country Championship, the highest finish in this race for a C-USA student-athlete.
- November 1999** C-USA champion Hanne Lyngstad of Tulane records the highest finish ever by a C-USA cross country student-athlete, finishing fourth at the NCAA Championship.
- December 1999** Andrew Bayes of East Carolina is the first consensus All-American in C-USA football history.
- March 2000** Kenyon Martin of Cincinnati becomes the league's first student-athlete to earn National Player of the Year honors, winning the John Wooden Award, the Naismith Award and the Oscar Robertson Trophy.
- March 19, 2000** UAB becomes the first women's basketball team in C-USA to reach the Sweet 16 of the NCAA Tournament.
- May 2000** The Houston men's golf team finishes fourth at the NCAA Championship, the highest-ever finish for a C-USA team.
- May 2000** Jenny Adams of Houston wins the first national championship for C-USA in women's outdoor track in the long jump. Houston records the highest finish for a C-USA team at that event, placing eighth.
- May 2000** Courtney Blades of Southern Miss is the league's first women's softball All-American.
- May 25, 2000** In the league's first season of softball competition, DePaul and Southern Miss make the league's first appearances in the Women's College World Series in Oklahoma City.
- May 25, 2000** Conference USA introduces a new family of logos, part of a comprehensive program designed to reinforce the league's athletic and national emergence.
- June 2000** Southern Miss pitcher Courtney Blades is named the Honda National Softball Player of the Year.
- June 28, 2000** Kenyon Martin of Cincinnati becomes the league's first No. 1 overall pick in a professional draft when he is selected by the New Jersey Nets.
- November 2000** Rhegan Hypplo of Marquette is the first women's soccer student-athlete from Conference USA to be named first team All-American, receiving the honor from Soccer America.
- December 2000** Cincinnati's Jonathan Ruffin is the first C-USA player to win the Lou Groza Award, given to the nation's best placekicker.
- December 2000** For the first time in its five-year football history, Conference USA sends four teams to bowl games. Cincinnati (Motor City), East Carolina (galleryfurniture.com), Louisville (AXA Liberty) and Southern Miss (GMAC) represent C-USA in the postseason.
- March 2001** Houston women's indoor track finishes seventh at the NCAA Championship, the highest finish for a C-USA team.
- March 2001** Jenny Adams of Houston becomes the first female indoor track national champion for C-USA after winning the long jump at the NCAA Indoor Track and Field Championship.
- March 27, 2001** Memphis men's basketball reaches the NIT Final Four.
- May 12, 2001** USF women's golf finishes 23rd at the NCAA Championship, posting the highest finish for a C-USA team.
- May 12, 2001** Megan Francell of Memphis becomes the first women's golfer to represent C-USA at the NCAA Championship.
- June 8, 2001** Tulane becomes the first team to represent C-USA at the College World Series in Omaha, Neb.
- August 25, 2001** TCU plays its first football game in Conference USA.



C-USA MILESTONES

- December 2001** Tulane kicker Seth Marler becomes the second straight C-USA player to win the Lou Groza Award.
- February 2002** Vonetta Jeffery becomes the first former C-USA student-athlete (and current C-USA coach) to win an Olympic gold medal, after winning the two-person bobsled event in Salt Lake City, Utah
- March 3, 2002** Cincinnati extends its record string of regular season men's basketball championships to seven.
- March 29, 2002** Memphis becomes the first men's basketball team in Conference USA to win the NIT Championship in New York, marking C-USA's first team national title.
- May 27, 2002** Conference USA receives five bids to the NCAA Baseball Championship, tying for the most NCAA teams by a sport in a single season. East Carolina, Houston, Louisville, USF and Tulane are chosen.
- June 1, 2002** TCU's Adam Rubinson finishes second at the NCAA Men's Golf Championship, the highest finish for a C-USA student-athlete at that event.
- June 2002** Houston pitcher Brad Sullivan becomes the first Conference USA Baseball player to be named a consensus All-American.
- September 16, 2002** Louisville defeats No. 4 Florida State, giving C-USA its highest ranked football win ever.
- October 21, 2002** Britton Banowsky named second Commissioner of Conference USA.
- November 2002** For the first time ever, Conference USA sends three teams to the NCAA Women's Soccer Tournament.
- December 2002** USF's Michelle Collier becomes the first volleyball player in league history to earn All-America honors, being named to the AVCA third team.
- December 2002** For the first time in league history, Conference USA sent five teams to bowl games. TCU (AXA Liberty), Louisville (GMAC), Southern Miss (Houston), Tulane (ConAgra Foods Hawaii) and Cincinnati (New Orleans) each represent the league in postseason action.
- March 2003** Yulia Pakhalina becomes the first C-USA diver to earn three NCAA titles on the three-meter board and two crowns on one-meter.
- March 2003** Conference USA sends five teams to the NCAA Women's Basketball Championship, tying for the most bids in league history. Charlotte, Cincinnati, DePaul, TCU and Tulane each earned bids.
- March 2003** DePaul becomes the first C-USA softball team to defeat the nation's top-ranked team, beating No. 1 and eventual national champion UCLA.
- April 2003** Conference USA sends a record four teams to the NCAA Women's Golf Championship (East Carolina USF, TCU and Tulane).
- April 2003** Marquette becomes the first C-USA men's basketball team to reach the NCAA Final Four.
- May 2003** Tulane becomes the first C-USA men's tennis team to reach the round of 16 at the NCAA Championship.
- November 4, 2003** Conference USA announces the addition of five schools that will begin competition in the league beginning with the 2005-06 season: Marshall, Rice, SMU, Tulsa and UCF.
- November 4, 2003** Cincinnati, DePaul, Louisville, Marquette and USF announce that they will leave Conference USA at the end of the 2004-05 athletic season to join the Big East Conference.
- November 10, 2003** TCU is ranked sixth in the BCS rankings, marking the highest ranking that any non-BCS league school has ever achieved in the poll.
- November 10, 2003** Charlotte and Saint Louis accept invitations to become members of the Atlantic 10 Conference, beginning with the 2005-06 athletic season.
- December 2003** Vedad Ibisevic of Saint Louis becomes the first C-USA Men's Soccer player to be named National Freshman of the Year.
- January 11, 2004** For the first time in league history, three C-USA women's basketball teams are ranked in the Top 25, as DePaul, Houston and TCU are each nationally-ranked.
- March 6, 2004** Conference USA becomes the first Division I league in more than 20 years to have five teams tie for a regular season men's basketball championship. Charlotte, Cincinnati, DePaul, Memphis and UAB each earn a share of the regular season crown.
- March 14, 2004** Conference USA sends a record six teams to the NCAA Men's Basketball Tournament, the highest number of bids in any sport in league history. Charlotte, Cincinnati, DePaul, Louisville, Memphis and UAB each advanced to NCAA play and all posted 20 or more victories.
- March 15, 2004** Houston becomes the first C-USA women's basketball team to be ranked in the Top 10, finishing No. 9 in the AP poll.
- March 2004** Conference USA produced an all-time high of 17 postseason basketball teams (6 NCAA Men, 4 NCAA Women, 2 NIT, 5 WNIT).
- March 2004** C-USA advances four men's basketball teams and four women's basketball teams to the second round of the NCAA Tournament. It is the first time that either sport has advanced four teams to the second round in the same season.
- March 21, 2004** UAB's men's basketball team advances to its first Sweet 16 since 1982 with a win over top-seeded Kentucky. It marks the second straight year that a C-USA team has defeated the No. 1 overall seed Wildcats in the NCAA Tournament.
- April 2004** Houston's Joe Curl becomes the first C-USA women's basketball coach to earn National Coach of the Year accolades, garnering that honor from the Associated Press, USBWA and ESPN.com.
- April 2004** Houston's Chandl Jones becomes the first C-USA women's basketball player to earn consensus All-America honors. In achieving that status, she became the first player in league history to be named to the Kodak All-America team.
- April 30, 2004** The University of Texas at El Paso (UTEP) officially becomes a member of Conference USA, effective July 1, 2005.
- May 16, 2004** Conference USA sends a record five teams to the NCAA Softball Championship. DePaul, Houston, Louisville, USF and Southern Miss each earn bids.
- May 16, 2004** Tulane becomes the first C-USA women's tennis team to reach the round of 16 at the NCAA Championship.
- May 31, 2004** Tulane's Michael Kogan becomes the first C-USA men's tennis player to advance to the NCAA Singles Championship match before failing to Baylor's Benjamin Becker.
- June 7, 2004** For the first time in league history, C-USA sends two baseball teams to the NCAA Super Regionals when East Carolina and Tulane both advance.
- July 1, 2004** The conference office relocates to Irving, Texas.
- December 4, 2004** Louisville earned its third Sweet Sixteen appearance in the NCAA Volleyball Championship.
- January 5, 2005** Louisville finishes sixth in the final Associated Press football poll, the highest ranking ever for a C-USA team.
- January 5, 2005** Tulane ranked No. 1 in Baseball America's preseason poll, the first time other than men's basketball, a C-USA team earned a No. 1 ranking.
- January, 2005** Louisville's football team finishes the season ranked No. 6 in the final Associated Press poll, marking the highest final ranking in C-USA history.
- January, 2005** Tulane becomes the first Conference USA baseball team to be ranked No. 1, earning the top ranking in Baseball America's preseason poll.
- February 11, 2005** East Carolina freshman LaShawn Merritt posted the third-fastest indoor 400-meter time in world history, making him the second-fastest man ever indoors. The time is slower than only the legendary Michael Johnson's world record of 44.63, set in 1995, and Johnson's 1996 time of 44.66. It is the fastest time ever run by a Junior (19-and-under) athlete indoors and also established a new NCAA, Conference USA and East Carolina record.
- March 28, 2005** Louisville's men's basketball team completes a furious second-half rally to defeat Washington and advance to the NCAA Men's Final Four in St. Louis. The Cardinals become the second C-USA team to reach the Men's Final Four.
- April 24, 2005** East Carolina's Ricky Brooks throws the first no-hitter in a Conference USA baseball game, blanking Memphis, 3-0. He is only a dropped third strike away from tossing a perfect game.
- May, 2005** TCU's Ana Cetnik and Story-Tweedie Yates advance to the semifinals of the NCAA Women's Tennis Doubles Championship.
- May 28, 2005** DePaul defeats Northwestern to become the third Conference USA softball team to reach the Women's College World Series.
- June, 2005** C-USA sends a record 20 individual competitors to the NCAA Women's Outdoor Track and Field Championships.
- June, 2005** Tulane becomes the first C-USA school to earn the No. 1 national seed in the NCAA Baseball Championship. The Green Wave go on to become the second league team to advance to the College World Series.
- July 1, 2005** Marshall, Rice, SMU, Tulsa, UCF and UTEP officially become members of Conference USA.
- December 3, 2005** Conference USA hosts its inaugural football championship at the Florida Citrus Bowl. Tulsa defeated UCF, 44-27, to earn the league's first championship crown.
- December 9, 2005** SMU becomes the first team to play in the Men's Soccer College Cup since 1997.
- December 2005** Conference USA sends a league-record six teams to postseason bowl games. Tulsa (AutoZone Liberty), UTEP (GMAC), UCF (Sheraton Hawaii), Houston (Forth Worth), Southern Miss (New Orleans) and Memphis (Motor City) represented the league in postseason action.
- March 12, 2006** Memphis men's basketball earns a No. 1 seed in the NCAA Tournament.
- June 13, 2006** Rice advances to its fifth College World Series in the last 10 years.
- June 16, 2006** Houston's Brad Lincoln is named the 2006 winner of the Dick Howser Trophy.

CONFERENCE USA

COMMISSIONER BRITTON BANOWSKY

In his fifth year as Commissioner of Conference USA, Britton Banowsky directs a league that is focused on excellence in athletics, academics and the community with his progressive leadership.

Under his direction, Conference USA has maintained a solid foundation, developed a strong identity and reinforced its position in collegiate athletics.

With a wealth of experience in intercollegiate athletics, Banowsky became the new Commissioner of Conference USA on October 28, 2002. He is only the second Commissioner in C-USA replacing Mike Slive, who held the reins since the Conference's inception in 1995. Banowsky arrived in his new role during a dynamic time in intercollegiate athletics. With schools changing allegiances among their conference memberships, Banowsky led the Conference through a transitional period and orchestrated a restructured Conference USA that began competition in August 2005.

Six nationally prominent universities – Marshall, Rice, SMU, Tulsa, UCF and UTEP – joined tradition-rich members – East Carolina, Houston, Memphis, Southern Miss, Tulane and UAB – to form the new look of the league. Twelve members are concentrated within nine states, with four members in the state of Texas. As a result, the Conference headquarters were moved from Chicago to Irving, Texas during the summer of 2004.

With the realigned membership in place, Banowsky guided Conference USA through a 10th Anniversary celebration and transition to a 12-team league competing in all sports. The new Conference USA entered into a long-term agreement with CSTV and renewed its partnership with ESPN, ensuring significant national and regional television exposure into the next decade. The league secured six (6) bowl tie-ins for postseason football participation and achieved a significant milestone when the inaugural Football Championship made its debut in 2005. The Conference recently completed a five-year strategic plan which establishes clear direction for the future and is grounded on the league's commitment to excellence in athletics, academics and community involvement conference-wide.

Banowsky, a licensed attorney in the state of Texas, has more than 16 years experience as a collegiate conference administrator. He came to Conference USA from the Big 12 Conference, where he has served as Associate Commissioner for six years. Banowsky was instrumental in laying the organizational foundation for the Big 12 prior to its official launch in July 1996.

He was responsible for management of the Big 12 Conference's legal affairs, including the administration of television, bowl, and championships agreements. He oversaw national policy development, governance and NCAA regulatory matters, as well as assisted the commissioner in strategic planning and the management of the league office. Banowsky also served as a corporate officer and liaison to the league's Board of Directors.

Prior to joining the Big 12, Banowsky was the Commissioner of the Southland Conference. During his tenure at the Southland, the Conference was incorporated and its Board of Directors were engaged. He was also involved in negotiating a multi-year television agreement, founding a corporate sponsorship program, directing a conference-wide initiative to develop women's athletics, and engineering the expansion of the Southland Football League, one of the nation's premier Division I-AA football conferences.

Banowsky was an Assistant Commissioner at the Southland before joining the former Southwest Conference as an Assistant Commissioner. While at the old SWC, Banowsky was responsible for the league's legal affairs and compliance activities.

The 46-year old Banowsky has served on several national committees, including the NCAA Special Committee to Review Marketing and Licensing Activities; the Bowl Championship Series (BCS) Television Negotiations Committee; the NCAA Division I Management Council; and the NCAA Committee on Academic Performance. He has also served as an officer of the Collegiate Commissioners Association (CCA) and is a current member of the Dallas Assembly.

Born in Los Angeles, Calif., Banowsky has spent most of his professional career in the state of Texas. He is a graduate of the University of Oklahoma, where he earned both a business and a law degree. Banowsky and his wife, Cindy, have three children: Kendall, Brit and Wade.



The Banowsky File

2002-present	Commissioner, Conference USA
1996-2002	Associate Commissioner, Big 12 Conference
1993-1996	Commissioner, Southland Conference
1991-1993	Assistant Commissioner, Southwest Conference
1989-1991	Assistant Commissioner, Southland Conference
1986-1989	Lawyer, Private Practice

Membership on National Committees (Current)

- Collegiate Commissioners Association (CCA)
- NCAA Committee on Academic Performance Committee
- Bowl Championship Series (BCS) Television Negotiations Committee

Membership on National Committees (Past)

- NCAA Special Committee to Review Marketing and Licensing Activities
- NCAA Two-Year College Relations Committee
- NCAA Division I Management Council

C-USA CHAMPIONSHIPS

2006-2007 CONFERENCE USA CHAMPIONSHIPS

SPORT	DATE	SITE	HOST
Cross Country	October 28	Greenville, N.C.	East Carolina
Women's Soccer	November 1-5	Dallas, Texas	SMU
Men's Soccer	November 1-5	Tulsa, Okla.	Tulsa
Volleyball	November 16-19	Houston, Texas	Houston
Football	December 1/2	TBD	TBD
Women's Swimming & Diving	February 14-17	Houston, Texas	Houston
Indoor Track & Field	February 23-24	Houston, Texas	Houston
Women's Basketball	March 1-4	Tulsa, Okla.	Tulsa
Men's Basketball	March 7-10	Memphis, Tenn.	Memphis (FedExForum)
Women's Tennis	April 19-22	Tulsa, Okla.	Tulsa
Men's Tennis	April 20-22	Houston, Texas	Rice
Women's Golf	April 21-23	Birmingham, Ala.	UAB
Men's Golf	April 28-30	TBD	TBD
Softball	May 10-12	Oriando, Fla.	UCF
Outdoor Track & Field	May 10-12 or 11-13	Houston, Texas	Rice
Baseball	May 23-27	New Orleans, La.	Tulane

2005-06 CONFERENCE USA CHAMPIONSHIP SCOREBOARD

SPORT	REG. SEASON CHAMP	TOURNAMENT CHAMP	NCAA TEAMS
Men's Cross Country	N/A	UTEP	UTEP
Women's Cross Country	N/A	Rice	Rice
Women's Soccer	UCF, SMU	Rice	Rice, SMU, UTEP
Men's Soccer	SMU	South Carolina	SMU, South Carolina
Volleyball	Marshall	Marshall	Marshall
Football	UCF, Tulsa	Tulsa	Houston, Memphis, Southern Miss, Tulsa
Women's Swimming & Diving	N/A	SMU	UCF, UTEP
Men's Indoor Track & Field	N/A	UTEP	N/A
Women Indoor Track & Field	N/A	Houston	Six individuals
Women's Basketball	Tulsa	Tulsa	Four individuals, relay
Men's Basketball	Memphis	Memphis	Tulsa
Women's Golf	N/A	East Carolina	Memphis, UAB
Men's Golf	N/A	SMU	East Carolina, SMU, Tulsa
Women's Tennis	N/A	Rice	Houston, SMU, Tulsa
Men's Tennis	N/A	Tulsa	Rice
Softball	Tulsa	Tulsa	Rice, SMU, Tulsa
Men's Outdoor Track & Field	N/A	UTEP	Tulsa
Women's Outdoor Track & Field	N/A	Houston	10 individuals, three relays
Baseball	Rice	Rice	11 individuals, three relays
			Houston, Rice, Southern Miss, Tulane



Tulsa celebrates its first Conference USA Women's Basketball Championship title and its first-ever trip to the NCAA's in 2005-2006.



Rice baseball, ranked in the top spot in the national poll for most of the season, won its first Conference USA title in 2006. The Owls hosted the championship event at Reckling Park in Houston.



2006 FOOTBALL CHAMPIONSHIP

2006 C-USA FOOTBALL CHAMPIONSHIP

After a successful debut of its first football championship in conference history in 2005, Conference USA will host its second title game in 2006. The event is slated for Friday, December 1 or Saturday, December 2 and will be televised by ESPN. The team with the highest Conference winning percentage will serve as the host site for the game.

The game will feature champions from the East and West Division of the league. East Carolina, Marshall, Memphis, Southern Miss, UAB and UCF will compete in the East, while Houston, Rice, SMU, Tulane, Tulsa and UTEP will contend in the West.

C-USA held its inaugural football championship in 2005 at the Citrus Bowl in Orlando, Fla. The game featured a match-up between East champion UCF and West champion Tulsa on ESPN with more than 50,000 fans in attendance. Tulsa prevailed, 44-27, in front of the UCF record-setting crowd.



More than 50,000 fans took in the league's inaugural football championship game at the Citrus Bowl in Orlando, Fla., setting a new attendance record for host UCF.

WEST DIVISION

HOUSTON **TULANE**
RICE **TULSA**
SMU **UTEP**

C-USA FOOTBALL CHAMPIONSHIP GAME

Fri./Sat., December 1/2
Time: TBA
ESPN

EAST DIVISION

EAST CAROLINA **SOUTHERN MISS**
MARSHALL **UAB**
MEMPHIS **UCF**

C-USA TIEBREAKER

Home field for the C-USA Championship Game will be awarded to the team that posts the highest regular season winning percentage against conference opposition. The first tiebreaker is the winner of a head-to-head match-up. If the two teams did not play during the regular season, the team with the highest BCS ranking would receive the nod.

MEDIA CREDENTIALS

Members of the media that wish to cover the C-USA Championship Game will be required to request credentials through the league's online credential application system available at conferenceusa.com/Media Center.

Details about the C-USA Championship Game will be available throughout the season on conferenceusa.com. For additional information, please contact C-USA Media Relations at 214/774-1300.

C-USA STADIUMS

East Carolina	Dowdy-Ficklen (43,000)
Houston	Robertson (32,000)
Marshall	Joan C. Edwards (38,019)
Memphis	Liberty Bowl Memorial (62,380)
Rice	Rice (70,000)
SMU	Gerald J. Ford (32,000)
Southern Miss	M.M. Roberts (33,000)
Tulane	Louisiana Superdome (64,900)
Tulsa	Skelly (35,542)
UAB	Legion Field (72,000)
UCF	Florida Citrus Bowl (65,438)
UTEP	Sun Bowl (51,500)



INSTANT REPLAY

For the second year in a row, Conference USA will be implementing an instant replay program. In 2006, C-USA will use the model adopted by all Division I-A conferences which relies on a technical advisor (TA) in the press box to both call for the instant replay and have the final decision upon review.

The TA will have access to the referee through a vibrating pager. When the TA feels there is a call that warrants a review and the play is reviewable, he will page the referee. The referee will kill the clock and announce that a ruling on the field is being reviewed. The TA will then review all aspects of the play and can change the original call or allow it to stand. The TA, as well as the replay assistant (RA) and technician (at a minimum), will be utilized to insure that all plays are reviewed in an efficient and timely manner.

In addition to the TA having the ability to change a call rather than the referee, the other significant difference to the Conference USA instant replay policy relates to a coach's challenge. Unlike the 2005 protocol, coaches will be allowed to challenge an on-field ruling once per game. A coach may initiate a challenge by calling a time out (if he has a time out available) and informing the referee prior to the ball being put back in play. If the on-field ruling is reversed, that team's time out will not be charged.

There will be no clock adjustments unless there is a replay reversal on a play that ran time off the clock and, upon further review, the clock would have been stopped. The referee and TA will confirm the correct time and communicate it to the timer.

Instant replay is a very unique situation and there are many aspects to it. Conference USA technical advisors, referees and replay assistants were provided with intensive training at a clinic prior to the start of the season.

Instant Replay (excerpted from NCAA Football Rules changes)

Change: To add the following procedure to the rules book, as an optional or permissive rule.

Rationale: After successful experimentation in the past two football seasons, all Division I-A conferences have requested a uniform system of replay to be included in the rules book. As this is permissive, not mandated, the rule would allow for growth without forcing all institutions and conferences to use video review. The committee notes that overall game times increased by two minutes in Division I-A, with several conferences that used replay reporting shorter game times.

Section 1. Definition

Definition

Article 1: Instant Replay is a system utilizing electronic means to review and assist game officials with certain on-field decisions as listed in Section 3.

Section 2. Eligibility for Instant Replay

Participation

Article 1: a. Any member institution may use instant replay. This rule is permissive, not a requirement. If instant replay is used, it must be used in full compliance with this rule.
b. For any non-conference game, if the home team is using instant replay, the visiting team does not have the option of declining its use for that game. If the home team is not using instant replay, the visiting team does not have the option of requesting that it be used in that game.

Section 3. Reviewable Plays

Side Line, Goal Line, End Line

Article 1: Reviewable plays governed by a sideline, goal line or an end line include:
a. Scoring plays, including a runner in possession of a live ball breaking the plane of a goal line.
b. A pass ruled complete, incomplete or intercepted at a sideline, goal line or an end line.
c. A runner or pass receiver ruled in or out of bounds.
d. Recovery of a loose ball in or out of bounds in the field of play or an end zone.

Passes

Article 2: Reviewable plays involving passes include:
a. A pass ruled complete, incomplete or intercepted anywhere in the field of play or an end zone.
b. A legal forward pass touched by an ineligible receiver.
c. A legal forward pass touched by a defensive player.
d. A fumble ruled on the part of a potential passer. (Note: If the on-field ruling is forward pass and the pass is incomplete, the play is not reviewable).
e. A forward pass or forward handling ruled when a runner is beyond the line of scrimmage.
f. A forward pass or forward handling ruled after a change of possession.
g. A pass ruled forward or backward when thrown from behind the line of scrimmage. (Exception: If the pass is ruled forward and is incomplete, the play is not reviewable).

Miscellaneous

Article 3: Miscellaneous reviewable plays include:
a. A runner judged to have been not down by rule. (Note: If a runner is ruled down, the play is not reviewable).
b. A runner's forward progress with respect to a first down.
c. Touching of any type kick by any player.
d. The number of players participating by either team during a live ball.
e. A scrimmage kicker beyond the line of scrimmage when the ball is kicked.
f. Clock adjustment when a ruling on the field is reversed.
g. A fumble recovery by a Team A player during fourth down or a try and before any change of possession.

Plays Not Reviewable

Article 4: No other plays or officiating decisions are reviewable.

Section 4. Instant Replay Personnel, Equipment and Location

Personnel

Article 1: Instant replay personnel shall consist of the number of persons needed to operate the replay equipment within the necessary time constraints. A minimum of three persons shall be utilized to insure that all plays are reviewed in an efficient and a timely manner. Such persons are normally referred to as replay official, communicator and technician. Additional persons may be used as needed.

Equipment

Article 2: The type of equipment used to carry out necessary instant replay duties shall be determined by each conference or member institution utilizing instant replay.

Location

Article 3: a. All equipment used in making a decision during the replay process and the personnel using that equipment shall be located in a separate, secure location in the press box. This room shall not be available or accessible to any person not directly involved in instant replay.
b. Additional telephonic equipment needed to allow instant replay personnel to communicate with the game referee when a game has been stopped for a play review shall be located on a side line near the field of play and preferably outside a team area. Such equipment shall provide the game referee and the replay official a secure and private means of communication.

Section 5. Initiating the Replay Process

Game Stop

Article 1: There are two methods to stop a game to review a ruling on the field:
a. The replay official and the crew shall review every play of a game. The replay official may stop a game at any time before the ball is next put in play whenever:
1. There is reasonable evidence to believe an error was made in the initial on-field ruling.
2. The play is reviewable.
3. Any reversal of an on-field ruling, which would result from indisputable video evidence, would have a direct, competitive impact on the game.
b. The head coach of either team may request that the game be stopped and a play be reviewed by challenging the on-field ruling one time during a game:
1. A coach initiates this challenge by taking a team time out before the ball is next put in play and informing the referee that the coach is challenging the ruling of the previous play.
2. After a review has been completed, if the on-field ruling is reversed, that team's time out will not be charged.
3. After a review has been completed and the on-field ruling is not reversed, the charged team time out counts as one of the three permitted that team for that half.
4. A head coach may not challenge a ruling in which the game was stopped and a decision has already been made by the replay official.
5. If a head coach requests a team time out to challenge an on-field ruling and the play being challenged is not reviewable, the time out shall count as one of the three permitted that half of the game.
6. A head coach may not challenge an on-field ruling if all the team's timeouts have been used for that half. If all team timeouts have been used and a head coach signals for, and is granted, a time out, a delay penalty will be assessed.
7. Each head coach shall be permitted one challenge per game.

When to Stop a Game

Article 2: a. A game may be stopped, either by the instant replay official or by a head coach's challenge at any time before the ball is next put in play.
b. No game official may request that a game be stopped and a play be reviewed.

Section 6. Reviewing an On-field Ruling

Procedures

Article 1: a. When a game is to be stopped either by the replay official or by a head coach's challenge, the designated officials on the field will be notified by a buzzer system or other appropriate means.
b. The referee shall announce that the ruling on the field is being reviewed. If the game has been stopped due to a head coach's challenge, the referee will so indicate in the announcement.
c. All reviews shall be based upon video evidence provided by and coming directly from the televised production of the game. If there is no television available, all video pictures shall come from the in-stadium video board production.
d. After the referee has conferred with the replay official and the review process has been completed, the referee shall make one of the following announcements:
1. If the video evidence confirms the on-field ruling:
"After review, the ruling on the field is confirmed."
2. If there is no indisputable (conclusive) evidence to reverse the on-field ruling:
"After review, there is no conclusive video evidence to change the ruling on the field. Therefore, the ruling stands."
3. If the on-field ruling is reversed:
"After review, there is indisputable (conclusive) video evidence that [followed by a brief description of the video evidence]. Therefore, [followed by a brief description of what the reversal means]."
e. If a ruling is reversed, the replay official shall supply the referee with all pertinent data as needed (next down, distance, yard line, position of the ball, clock status/adjustment) in order to resume play under the correct game conditions.

Time Restrictions

Article 2: a. Although each head coach is limited to one challenge per game, there is no restriction on the number of times the replay official may stop a game to review an on-field ruling.
b. If the game is stopped to review a play, there is no time limit for the review process.

Section 7. Reversing an On-Field Ruling

Criterion for Reversal

Article 1: In order to reverse an on-field ruling, the replay official must see indisputable video evidence through one or more video replays provided to the monitor.

OFFICIALS/RULES CHANGES

2006 NCAA Rules Changes

Rule 1-4-5-5, Eye Shields

Change: In the illegal equipment rules, only eye shields that are completely clear will be allowed.

Rationale: In reports from the NCAA's Committee on Competitive Safeguards and Medical Aspects of Sport and the National Athletic Trainers Association, both groups supported eliminating this allowance. Both groups noted that there are alternatives to the helmet shields if an eye condition warrants protection (contact lenses, sport goggles, etc.). Coaches in the NCAA rules survey also overwhelmingly supported the change.

Rule 2-15-4-c, Kicking Tee

Change: A tee is a device that elevates the ball for kicking purposes. It may not elevate the ball's lowest point more than one inch above the ground (A.R. 2-15-4-1).

Rationale: The change from a two-inch tee to a one-inch tee could lessen the number of touchbacks.

Rule 3-2-1-b, Halftime

Change: The intermission between halves, which begins when the field is clear of all players and coaches, shall be 20 minutes. The home team administration may lengthen or shorten the 20 minutes by previous agreement of the visiting team administration.

Rationale: This is an attempt to shorten the length of time it takes to play the game.

Rule 3-2-5, When Clock Starts

Change: When the ball is free-kicked, the game clock will be started and subsequently stopped when the ball is dead by rule.

Rationale: By starting the clock when the foot touches the ball on kicks, the length of time to play the game will be less.

Rule 3-2-5-e, When Clock Starts

Change: When Team B is awarded a first down, the clock will be stopped and will start on the ready for play signal.

Rationale: By starting the clock, the committee estimates it will shorten the game by about five minutes, according to studies by several Division I-A conferences.

Rule 3-3-3-f-4, Referee's Discretionary Timeout

Change: To delete the rule relating to excessive crowd noise.

Rationale: This rule is rarely used in the game currently, as most teams use hand signals to communicate. Additionally, this rule is largely unenforceable.

Rule 7-1-3-b, Procedural fouls

Change: "PENALTY— For live ball fouls occurring when the snap starts during scrimmage kick plays: Five yards from the previous spot or five yards from the spot where the subsequent dead ball belongs to Team B (Field goal plays exempted)."

Rationale: The receiving team will have the option of accepting the penalty after the return or forcing the kicking team to kick again five yards from the original line of scrimmage. This could eliminate some unnecessary re-kicks.

Rule 8-3-2, Opportunity to score

Change: To alter the rule to read: The ball shall be put in play by the team that scored a six-point touchdown. If a touchdown is scored during a down in which time in the fourth period expires, the try shall not be attempted unless the point(s) would affect the outcome of the game.

Rationale: This is mainly an editorial change, but this makes it clear that a team scoring with no time left is not required to attempt an extra point.

Instant Replay

See page 19

Gerald Austin
Coordinator of
Football Officials




2006 Officials

Barry Anderson	Mike Hagan
Ken Antee	Jerry Harris
Ed Ardito	Roderick Holloway
Gerry Austin	Kyle Hunter
Gerry Bailey	Tom Hutson
Steve Barth	Chris Jamison
Rusty Baynes	Paul Jones
Allen Baynes	Edward Kierce
Mark Baynes	Rimas Kozlca
Delbert Bell	Frank Lablac
Greg Bradley	Bryan Liles
Glen Branch	Tony Lombardo
Christopher Bynum	Gregory Mace
Gary Callp	Joe Machol
Britt Choate	Rich McMahan
Otis Cliatt	Tony Meyer
Tom Compton	Kirk Morgan
Michael Cooper	Roderick Pearson
Ivan Daniels	Jim Quirk
James DeBell	Morrie Scherrens
Al Delvento	Rodney Shows
W.C. DeSensi	Rob Skelton
R.G. Detillier	Randy Smith
George Eason	Reggie Smith
David Epperley	Scott Vaughan
Avery Fields	Terry Williams
Johnnie Forte	Arthur Williams
Keith Garmond	Wayne Winkler
Scott Gasaway	Dick Wittenberg
George Geiss	Gerald Woodruff
Gil Gelbke	Ben Young

EAST CAROLINA

QUICK FACTS

Location: Greenville, N.C.
 Founded: 1907
 Enrollment: 22,766
 Nickname: Pirates
 Colors: Purple and Gold
 Stadium: Dowdy-Ficklen Stadium (43,000)
 Field Surface: Natural Grass
 Chancellor: Dr. Steve Ballard
 AD: Terry Holland
 FAR: Dr. David Dossier
 SWA: Rosie Thompson
 Head Coach: Skip Holtz



Dowdy-Ficklen Stadium (43,000)

SPORTS INFORMATION

SID: Tom McClellan
 Office: 252/737-4522
 Home: 252/321-1454
 Fax: 252/737-4528
 E-mail: mccllellant@ecu.edu
 Website: www.ecupirates.com
 Press Box Phone: 252/328-4697

FOOTBALL FACTS

Offense:	Multiple
Defense:	Multiple
Lettermen Returning/Lost:	42/26
Starters Returning:	
Offense	7
Defense	6
Specialists	4
2005 Record:	5-6
Postseason:	None
All-Time Record:	356-337-11 (.513)
Bowl Appearances:	12
Bowl Record:	7-5-0
Last Appearance:	2001, GMAC Mobile



Skip Holtz
Head Coach



Dr. Steve Ballard
Chancellor



Terry Holland
Athletic Director



Rosie Thompson
SWA



Tom McClellan
Football SID

Pirates

EAST CAROLINA

2006 SCHEDULE

S2	at Navy (CSTV)
S9	at UAB
S16	MEMPHIS
S23	WEST VIRGINIA (ESPN or ESPN2)
O7	VIRGINIA (CSTV)
O14	TULSA
O21	SMU
O28	at Southern Miss (CSTV)
N4	at UCF
N11	MARSHALL
N18	at Rice
N25	at North Carolina State

All times are Eastern and subject to change
Conference games in bold.

2005 RESULTS

5:30P	S3	DUKE	W	24-21	1-0
7:00P	S17	at Wake Forest	L	34-44	1-1
7:00P	S24	at West Virginia	L	15-20	1-2
TBA	O1	SOUTHERN MISS	L	7-33	1-3
6:00P	O8	RICE	W	41-28	2-3
3:00P	O15	at SMU	W	24-17	3-3
3:00P	O22	at Memphis	L	24-27	3-4
8:00P	O29	UCF	L	20-30	3-5
4:00P	N12	at Tulsa	L	13-45	3-6
1:00P	N19	at Marshall	W	34-29	4-6
3:00P	N26	UAB	W	31-23	5-6
1:00P					



HEAD COACH SKIP HOLTZ

Hometown: Willimantic, Conn.
Alma Mater: Notre Dame '86
Birthdate: March 12, 1964

COACHING EXPERIENCE

2005-	East Carolina	Head Coach - 5-6 (454) - 1 season
2004	South Carolina	Assistant Head Coach/ Quarterbacks Coach
1999-2003	South Carolina	Assistant Head Coach/ Offensive Coordinator
1994-1998	Connecticut	Head Coach - 34-23-0 (596) - 5 seasons
1992-1993	Notre Dame	Offensive Coordinator
1990-1991	Notre Dame	Wide Receivers Coach
1989	Colorado State	Wide Receivers Coach
1987-1988	Florida State	Graduate Assistant Coach

Career Record: 39-29-0 (574) - 6 seasons

COACHING STAFF

Offensive Coordinator/Offensive Line: Steve Shankweiler (Davidson '74)
Defensive Coordinator/Middle Linebackers: Greg Hudson (Notre Dame '90)
Assistant Head Coach/Defensive Line: Donnie Thompson (Connecticut '74)
Wide Receivers: Donnie Kirkpatrick (Lenoir-Rhyne '82)
Special Teams/Tight Ends: Dan Yanowski (Toledo '81)
Quarterbacks: Phil Petty (South Carolina '01)
Linebackers: Rock Roggeman (Notre Dame '85)
Running Backs: Junior Smith (East Carolina '97)
Defensive Backs: Rick Smith (Florida State '71)
Director of Football Operations: Clifford Snow (Central Conn. St. '83)
Defensive Staff Assistant: Tim Carter (Tulane '01)
Offensive Staff Assistant: Paul Troth (Liberty '06)

FOOTBALL OFFICE

Phone: 252/737-4570 Fax: 252/737-4646

KEY DATES

Players Report: August 3

Media Day: August 5

Fall Classes Begin: August 23



EAST CAROLINA

NOTING THE PIRATES

- ★ The Pirates will be challenged by a schedule that features eight teams that played in bowl games last year, including all four non-conference games. ECU's four non-league foes combined to post a record of 33-15, including a 4-0 mark in bowl games.
- ★ Senior QB **James Pinkney** more than doubled his career total in passing yards last season, finishing with 2,773 and 14 touchdowns. His 2,773 yards were the fourth-highest single-season total in Pirate history and he moved up six spots to third on the career-list with 5,390 yards passing. Pinkney accounted for 21 total TDs, as he also rushed for seven scores.
- ★ Senior WR **Aundrae Allison** became the first Pirate in school history to register a 1,000-yard receiving season in 2005. The JUCO-transfer finished the season with 83 catches for 1,024 yards and seven touchdowns. He led C-USA and ranked fourth nationally in receptions per game (7.5). Allison also became the first player in school history to register five 100-yard games in a single season.
- ★ Junior RB **Chris Johnson** is C-USA's leading returnee in all-purpose yardage (1,499 total, 136.3 per game) after trailing only DeAngelo Williams of Memphis last season. He led ECU in rushing yards (684) for the second straight year, was second on the team in receiving (35 catches for 356 yards) and also averaged 21.9 yards per kickoff return.
- ★ Senior free safety **Pierre Parker** is ECU's leading returning tackler after finishing second last year with 69 stops. He also had six pass breakups and three interceptions.

2005 TEAM STATISTICS

CATEGORY	EAST CAROLINA	OPPONENTS
First Downs	216	231
Rushes-Yards	394-1512	494-2394
Rushing Yards/Game	137.5	217.6
Passes Att./Comp./Int.	370-224-8	306-181-15
Completion Pct.	.605	.592
Passing Yards	2816	2034
Passing Yards/Game	256.0	184.9
Total Off. Plays/Yds	764-4328	800-4428
Total Offense/Game	393.5	402.5
Punts-Average	59-40.1	48-40.8
Punt Returns-Avg.	21-6.6	30-9.6
Kickoff Returns-Avg.	40-18.5	21-21.7
Interceptions-Yards	15-160	8-133
Fumbles-Lost	19-12	19-5
Penalties-Yards	60-509	55-463
3rd Down Conversions	59-159	80-172
3rd Down Conversion Percentage	.380	.470
4th Down Conversions	6-12	7-15
4th Down Conversion Percentage	.500	.470
Sacks By-Yards	20-153	21-147
Avg. Time of Possession	28:17	31:43

2005 INDIVIDUAL LEADERS

RUSHING	ATT.	YDS.	AVG.	TD	LONG
Chris Johnson	176	684	3.9	6	39
Brandon Fractious	47	261	5.6	2	49
Dominique Lindsey	41	221	5.1	1	32
TOTALS	394	1512	3.8	17	49

PASSING	ATT.	COMP	PCT.	INT	YARDS	TD
James Pinkney	366	222	.607	8	2773	14
TOTALS	370	224	.605	8	2816	14

RECEIVING	REC	YDS.	AVG.	TD	LONG
Aundrae Allison	83	1024	12.3	7	59
Chris Johnson	35	356	10.2	2	81
TOTALS	224	2816	12.6	14	81

FIELD GOALS	MADE-ATT.	PCT.	LONG
Robert Lee	17-19	.895	51
TOTALS	17-19	.895	51

PUNTING	NO.	YARDS	AVG.	IN 20	LONG
Ryan Dougherty	58	2368	40.8	20	63
TOTALS	59	2368	40.1	20	63

TACKLES	SOLOS	AST	TOTAL
Chris Moore	66	30	96
Pierre Parker	57	12	69
Zach Baker	41	17	58
TOTALS	557	231	788

INTERCEPTIONS	NO.	YDS.	AVG.	TD
Kasey Ross	3	43	14.3	0
Zach Baker	3	37	12.3	0
TOTALS	15	160	10.7	0

Great Game in Pirate History

East Carolina - Jan. 2, 1992 (Peach Bowl vs. North Carolina State)

Led by All-American quarterback Jeff Blake, East Carolina staged one of the greatest comebacks in bowl history at the 1992 Peach Bowl. Trailing 34-17 with only 8:41 left on the clock, Blake led the Pirates to three unanswered touchdowns, rushing for one and passing for the other two, and a 37-34 victory. Blake accounted for five touchdowns in the contest, 378 yards passing in leading the Pirates to a school-record 11 wins and a Top 10 spot in the final polls.

EAST CAROLINA

2006 DEPTH CHART

(Returning Starters in Bold)

LETTERMEN

Returning/Lost: 42/26

STARTERS

Offensive Returning/Lost: 7/4

Defensive Returning/Lost: 6/5

Special Teams Returning/Lost: 4/0

OFFENSE

WR **Bobby Good**, Alex Taylor, **Aundrae Allison***
 WR Steven Rogers, Kyle Johnson
 OT Terence Campbell, Andrew Farr
 OG Josh Coffman, Stephen Hels
 C Tom Wingenbach, Fred Hicks, Drew Sutton*
 OG **Matt Butler**, Josh Stahl
 OT Eric Graham, Lance Nelsz
 TE Jay Sonnhalter, Davon Drew
 QB **James Pinkney**, Brett Clay
 FB Pat Dosh, Kort Shankweiler
 RB Dominique Lindsay, Edwin Burke, **Chris Johnson***
 WR **Phillip Henry**, Derehl Staton
 WR **Kevin Roach**, Juwon Crowell

DEFENSE

DE Scotty Robinson, Johnnie McCoy, **Marcus Hands***
 DT **Brandon Setzer**, Wendell Chavis
 NG **Mark Robinson**, Dontre Brown
 DE **Shauntae Hunt**, Zach Slate
 LB Jeremy Chambliss, Orlando Farrow, Pierre Bell*
 LB Durwin Lamb, Fred Wilson, Jarrett Wiggins*
 LB Quentin Cotton, Danny Muhwezi
 CB Travis Williams, Stacy Walls
 SS Kyle Chase, Herman Best
 FS **Pierre Parker**/Jamar Flournoy, Chris Mattocks
 CB **Kasey Ross**, Markeith McQueen

SPECIALISTS

PK **Robert Lee**, Ben Hartman
 P **Ryan Dougherty**
 KR Dominique Lindsay, **Chris Johnson***
 PR **Travis Williams**

* Injured

KEY LOSSES

SS Zach Baker
 LB Richard Koonce
 LB Chris Moore
 DB Demetrius Hodges
 OT Guy Whimper



James Pinkney

2006 SPRING SIGNEES

Name	Pos	Ht	Wt	Yr.	Hometown/HS, JC or College
Sean Allen	OL	6-3	290	Fr.	Wilson, N.C./Hunt
Chris Atkins	LB	6-3	200	Fr.	Chattahoochee, Fla./West Gadsden
Willie Barton	OL	6-5	350	Jr.	Palmetto, Fla./Georgia Military
Javon Brumsey	WR	6-4	190	Fr.	Elizabeth City, N.C./Northeastern
Joe Council	DL	6-4	235	Fr.	Walterboro, S.C./Colleton County
Cory Dowless	OL	6-5	300	Fr.	Franklinville, N.C./Eastern Randolph
Kevin Gidrey	FB	6-2	250	Fr.	Virginia Beach, Va./Kempsville
Dwayne Harris	ATH	6-0	190	Fr.	Stone Mountain, Ga./Tucker
Davion Holman	DL	6-4	245	Fr.	Orlando, Fla./Dr. Phillips
AJ. Johnson	LB	6-2	225	Fr.	Atlanta, Ga./Southside
Nick Johnson	LB	6-1	225	Fr.	Charlotte, N.C./East Mecklenburg
Dekota Marshall	DB	6-1	185	Fr.	Jacksonville, N.C./Southwest Onslow
Travis Melvin	DL	6-6	260	Fr.	Fayetteville, N.C./Cape Fear
Lorenzo Osborne	LB	6-3	200	Fr.	Atlanta, Ga./Mays
Melvin Patterson	WR	6-3	205	Fr.	Alachua, Fla./Sante Fe
Doug Polochak	OL	6-4	270	Fr.	Ponte Vedra Beach, Fla./Nease
Darryl Reynolds	DB	6-1	185	Fr.	New Bern, N.C./New Bern
DJ. Scott	OL	6-6	305	Fr.	Green Cove Springs, Fla./Clay
Travis Simmons	DB	5-10	175	Fr.	Tallahassee, Fla./Florida A&M
Willie Smith	DL	6-6	230	Fr.	Kenly, N.C./North Johnston
DeMorio Waymon	WR	6-3	185	Fr.	Tallahassee, Fla./Rickards
Norman Whitley	RB	5-9	180	Fr.	Hamlet, N.C./Richmond County
Dan Wideman	ATH	6-2	210	Fr.	Greenwood, S.C./Emerald



EAST CAROLINA

2006 ROSTER

No	Name	Pos	Ht	Wt	Yr	Exp	Hometown/HS, JC or College	No	Name	Pos	Ht	Wt	Yr	Exp	Hometown/HS, JC or College
2	Aundrea Allison	WR	6-1	191	Sr	1L	Kannapolis, N.C./Georgia Military	69	Michael LaGow	OL	6-3	260	Jr	SQ	Raleigh, N.C./Wakefield
	Darnell Ballard	RB	5-7	195	Fr	HS	Fayetteville, N.C./Cape Fear	48	Durwin Lamb	LB	6-1	236	Jr	2L	Opa-Locka, Fla./Pace
71	Jonathan Battle	OL	6-3	287	Fr	RS	Lovejoy, Ga./Lovejoy		Larry Lease	OL	6-2	274	Fr	HS	North Fort Myers, Fla./North Fort Myers
	Kris Bell	DB	6-0	193	Fr	RS	Raleigh, N.C./Sanderson	39	Robert Lee	PK	5-11	217	Sr	1L	Longview, Texas/Trinity Valley CC
34	Pierre Bell	LB	6-2	244	So	1L	Vanceboro, N.C./West Craven	24	Dominique Lindsay	RB	5-10	200	So	1L	Charlotte, N.C./Independence
33	Herman Best	DB	6-0	200	So	SQ	Kinston, N.C./North Lenoir		Dalvon Mack	LB	6-0	238	So	TR	Fayetteville, N.C./Livingston College
86	Will Bland	WR	5-9	184	Sr	2L	Havelock, N.C./Havelock	38	Chris Mattocks	DB	6-0	205	Fr	RS	New Bern, N.C./New Bern
99	Dontré Brown	DL	6-1	323	Sr	3L	Fayetteville, N.C./Byrd		Johnnie McCoy	DL	6-3	246	Fr	HS	Fayetteville, N.C./Seventy-First
	Stanley Bryant	TE	6-5	270	Jr	SQ	Goldsboro, N.C./Goldsboro		Raphael McNair	OL	6-5	350	Jr	SQ	Goldsboro, N.C./Goldsboro
	Jeremy Bullock	DB	6-0	188	Fr	HS	Littleton, N.C./Northwest Hallfax	22	Marketh McQueen	DB	5-9	179	Sr	2L	Bradenton, Fla./Lakewood Ranch
	Edwin Burke	RB	5-9	181	Jr	SQ	Lewisville, N.C./R.J. Reynolds	20	JJ Milbrook	DB	5-9	203	So	SQ	Miami, Fla./Pace
68	Matt Butler	OL	6-4	308	Jr	2L	Salisbury, N.C./Salisbury		Danny Muhwezi	LB	6-3	229	Jr	TR	Germantown, Md./Lackawanna College
74	Terence Campbell	OL	6-5	320	Fr	RS	Maxton, N.C./Purnell Swett	58	Lance Neisz	OL	6-4	295	Sr	SQ	Raleigh, N.C./Fork Union Military
	Mike Caple	LB	6-1	217	Fr	RS	Wadesboro, N.C./Anson		Matt Newman	DL	6-4	286	Fr	RS	Newport, N.C./Croatan
	Jon Castillo	RB	5-8	190	Fr	HS	Jacksonville, N.C./White Oak		John Nowell	WR	5-9	155	Fr	RS	Charlotte, N.C./West Mecklenburg
49	Jeremy Chambliss	LB	6-0	216	Fr	RS	Tyrone, Ga./Douglass		Zulu Nwankwo	FB	5-9	239	Sr	SQ	Wake Forest, N.C./North Carolina A&T
4	Kyle Chase	SS	5-8	188	Sr	3L	Atlanta, Ga./Cedar Grove		Eddie Palmer	OL	6-1	262	So	TR	Charlotte, N.C./St. Augustines College
97	Wendell Chavis	DL	6-2	275	Jr	1L	Ahoscie, N.C./Hertford County	1	Pierre Parker	FS	6-0	217	Sr	2L	Wilson, N.C./Beddingfield
	Brett Clay	QB	6-0	205	Fr	RS	Concord, N.C./Robinson	7	James Pinkney	QB	6-3	211	Sr	3L	Delray Beach, Fla./Olympic Heights
76	Josh Coffman	OL	6-7	288	Jr	2L	Palmetto, Fla./Palmetto	15	Patrick Pinkney	QB	6-0	193	So	SQ	Fayetteville, N.C./Pine Forest
50	Quentin Cotton	LB	6-2	223	Jr	1L	High Point, N.C./Glenn		Peter Proukou	LB	5-11	230	Fr	RS	Burgaw, N.C./New Hanover
82	Juwon Crowell	WR	6-2	186	Jr	1L	Winston-Salem, N.C./Carver	59	Wilson Raynor	DS	6-2	227	So	1L	Dunn, N.C./Hargrave Military
13	Pat Dosh	FB	6-3	232	Sr	2L	Glen Allen, Va./Florida	80	Kevin Roach	WR	6-4	215	Sr	3L	Williamston, N.C./Williamston
10	Ryan Dougherty	P	6-1	227	Sr	3L	Orlando, Fla./Boone	96	Mark Robinson	DL	6-3	275	Jr	2L	Longwood, Fla./Lyman
3	Davon Drew	TE	6-4	237	So	SQ	New Bern, N.C./New Bern	53	Scotty Robinson	DL	6-4	242	Fr	RS	Salisbury, N.C./Salisbury
37	Van Eskridge	DB	6-0	203	Fr	RS	Shelby, N.C./Shelby	83	Steven Rogers	WR	6-0	179	Jr	1L	Augusta, Ga./Evans
	Andrew Farr	OL	6-4	290	Fr	HS	Pell City, Ala./Hargrave Military	17	Kasey Ross	CB	6-0	180	Sr	3L	Alachua, Fla./Gainesville
	Orlando Farrow	LB	6-3	229	Sr	TR	Georgetown, Del./Lackawanna College		Samuel Roy	WR	6-3	210	Jr	SQ	Jacksonville, N.C./Kubasaki/Okinawa
	Jamar Flournoy	SS	6-0	206	Sr	1L	Valley, Ala./Hutchinson College	93	Brandon Setzer	DL	6-6	311	So	1L	Thomasville, N.C./Hargrave Military
	Brandon Floyd	LB	6-0	205	Sr	SQ	Fairmont, N.C./Fairmont	12	Kort Shankweiler	FB	6-2	228	Sr	3L	Greenville, N.C./Rose
21	Brandon Fractious	RB	5-9	187	Sr	1L	Rancho Cucamonga, Calif./Chaffey College		Brandon Simmons	RB	6-1	219	So	TR	Newton Grove, N.C./Elizabeth City State
19	Bobby Good	WR	6-1	195	Sr	3L	Lake Mary, Fla./Lake Highland Prep		Jason Simmons	LB	6-0	229	So	TR	Newton Grove, N.C./Elizabeth City State
78	Eric Graham	OL	6-6	320	Sr	2L	Richlands, N.C./Richlands	41	Zach Slate	DL	6-5	219	So	1L	Melbourne, Fla./Melbourne
	James Graham	DL	6-1	255	So	TR	Elizabethtown, N.C./St. Augustines College		Joseph Sloan	QB	5-11	171	Fr	RS	Chester, Va./Thomas Dale
92	Marcus Hands	DL	6-5	274	Jr	1L	Wilmington, N.C./Laney		Will Sloan	LB	6-0	217	Fr	RS	Chester, Va./Thomas Dale
56	Craig Harper	DL	6-4	263	Jr	SQ	Rocky Mount, N.C./Rocky Mount	91	Jay Sonnhalter	TE	6-5	254	Jr	1L	Cary, N.C./Wingate
	Ben Hartman	PK	5-11	195	Fr	RS	Winston-Salem, N.C./North Davidson		Josh Stahl	OL	6-4	324	Fr	RS	Jacksonville, N.C./Jacksonville
72	Stephen Heis	OL	6-5	288	Fr	RS	Cincinnati, Ohio/Anderson	46	Derehl Staton	WR	5-10	171	Sr	1L	Huntersville, N.C./North Mecklenburg
32	Phillip Henry	WR	6-0	177	Jr	1L	Elizabeth City, N.C./Northeastern	77	Drew Sutton	OL	6-3	282	Sr	SQ	Bonaire, Ga./Warner Robins
35	Jerek Hewett	DB	5-11	185	So	1L	Shalotte, N.C./West Brunswick		Martin Tanski	TE	6-3	241	Fr	RS	Raleigh, N.C./Wakefield
27	Michael Hickman	WR	6-1	209	Jr	SQ	Greenville, N.C./Conley	81	Alex Taylor	WR	6-4	210	Fr	RS	Greensboro, N.C./Southwest Guilford
95	Fred Hicks	OL	6-0	307	Jr	2L	Seffner, Fla./Armwood		Brint Twyne	DL	6-2	260	So	TR	Manteo, N.C./Wesleyan College
	Julius Hill	DL	6-0	247	Jr	SQ	Coppell, Texas/Navy		Kurtis von Bargaen	DB	5-10	190	So	SQ	Midlothian, Va./Benedictine
	Ryan Howard	LB	6-1	193	Jr	SQ	Holbrook, N.Y./Sachem	26	Stacy Walls	DB	5-9	184	So	1L	Sandersville, Ga./Washington County
55	Shauntae Hunt	DL	6-5	270	Sr	3L	Warrenton, N.C./Warren County	57	Paul Walsh	OL	6-5	324	So	SQ	Tallahassee, Fla./North Florida Christian
	Wayne Hunter	QB	5-11	195	So	TR	Manteo/Air Force	52	Jarrett Wiggins	LB	6-5	221	So	1L	Camden, S.C./Camden
54	Britt Johnson	DS	5-8	223	Sr	SQ	Rocky Mount, N.C./Rocky Mount	8	Travis Williams	DB	5-10	182	Jr	2L	Daytona Beach, Fla./Atlantic
5	Chris Johnson	RB	5-11	184	Jr	2L	Orlando, Fla./Olympia		Fred Wilson	LB	6-2	250	Jr	TR	Cross, S.C./Georgia Military
88	Kyle Johnson	WR	6-3	212	Fr	RS	Charlotte, N.C./Hopewell	61	Thomas Wingenbach	OL	6-6	300	Sr	1L	Winchester, Va./Handley
14	Rob Kass	QB	6-4	251	Fr	RS	Longwood, Fla./Lake Highland		Ronald Wright	DB	6-1	183	Fr	RS	Kernersville, N.C./Hunt
	Steven Kooistra	OL	6-4	298	So	SQ	Cary, N.C./Cary								



Robert Lee



Pierre Parker



Kasey Ross



Eric Graham

EAST CAROLINA

YEAR	COACH	OVERALL	C-USA	BOWL
2005	Skip Holtz	5-6	4-4	
2004	John Thompson	2-9	2-6	
2003	John Thompson	1-11-0	1-7	
2002	Steve Logan	4-8-0	4-4	
2001	Steve Logan	6-6-0	5-2	GMAC
2000	Steve Logan	8-4-0	5-2	galleryfurniture.com
1999	Steve Logan	9-3-0	4-2	Mobile Alabama
1998	Steve Logan	6-5-0	3-3	
1997	Steve Logan	5-6-0	4-2	
1996	Steve Logan	8-3-0		
1995	Steve Logan	9-3-0		Liberty
1994	Steve Logan	7-5-0		Liberty
1993	Steve Logan	2-9-0		
1992	Steve Logan	5-6-0		
1991	Bill Lewis	11-1-0		Peach
1990	Bill Lewis	5-6-0		
1989	Bill Lewis	6-5-0		
1988	Art Baker	3-8-0		
1987	Art Baker	5-6-0		
1986	Art Baker	3-8-0		
1985	Art Baker	2-9-0		
1984	Ed Emory	2-9-0		
1983	Ed Emory	8-3-0		
1982	Ed Emory	7-4-0		
1981	Ed Emory	5-6-0		
1980	Ed Emory	4-7-0		
1979	Pat Dye	7-3-11		Independence
1978	Pat Dye	9-3-0		
1977	Pat Dye	8-3-0		
1976	Pat Dye	9-2-0		
1975	Pat Dye	8-3-0		
1974	Pat Dye	7-4-0		
1973	Sonny Randle	9-2-0		
1972	Sonny Randle	9-2-0		
1971	Sonny Randle	4-6-0		
1970	Mike McGee	3-8-0		
1969	Clarence Stasavich	2-7-0		
1968	Clarence Stasavich	4-6-0		
1967	Clarence Stasavich	8-2-0		
1966	Clarence Stasavich	4-5-1		
1965	Clarence Stasavich	9-1-0		Tangerine

YEAR	COACH	OVERALL	C-USA	BOWL
1964	Clarence Stasavich	9-1-0		Tangerine
1963	Clarence Stasavich	9-1-0		Eastern
1962	Clarence Stasavich	5-4-0		
1961	Jack Boone	5-4-1		
1960	Jack Boone	7-3-0		
1959	Jack Boone	5-6-0		
1958	Jack Boone	6-4-0		
1957	Jack Boone	1-8-0		
1956	Jack Boone	2-6-1		
1955	Jack Boone	4-5-0		
1954	Jack Boone	5-4-1		Elks
1953	Jack Boone	8-2-0		
1952	Jack Boone	6-3-2		Lions
1951	Bill Dole	4-6-0		
1950	Bill Dole	7-3-0		
1949	Bill Dole	4-5-1		
1948	Jim Johnson	0-9-0		
1947	Jim Johnson	3-6-0		
1946	Jim Johnson	5-3-1		
1941	John Christenberry	7-0-0		
1940	John Christenberry	5-3-0		
1939	O.A. Hankner	0-8-0		
1938	J.D. Alexander	1-6-1		
1937	J.D. Alexander	2-5-0		
1936	Bo Farley	2-2-0		
1935	G.L. Mathis	3-3-0		
1934	G.L. Mathis	1-4-1		
1933	Kenneth Beatty	1-5-0		
1932	Kenneth Beatty	0-5-0		

BOWL RESULTS (7-5)

Bowl	Opponent	Result	Year
GMAC	Marshall	L, 61-64 (20t)	2001
galleryfurniture.com	Texas Tech	W, 40-27	2000
Mobile Alabama	TCU	L, 14-28	1999
Liberty	Stanford	W, 19-13	1995
Liberty	Illinois	L, 0-30	1994
Peach	North Carolina St.	W, 37-34	1992
Independence	Louisiana Tech	W, 35-13	1978
Tangerine	Maine	W, 31-0	1965
Tangerine	Massachusetts	W, 14-13	1964
Eastern	Northeastern	W, 27-6	1963
Elks	Morris-Harvey	L, 0-12	1954
Lions	Clarion College	L, 6-13	1952

HOUSTON

QUICK FACTS

Location: Houston, Texas
 Founded: 1927
 Enrollment: 30,757
 Nickname: Cougars
 Colors: Scarlet and White
 Stadium: John O'Quinn Field at Robertson Stadium (32,000)
 Field Surface: Natural Grass
 President: Dr. Jay Gogue
 AD: Dave Maggard
 FAR: Richard Scamell
 SWA: Diane Hall
 Head Coach: Art Briles



John O'Quinn Field at Robertson Stadium (32,000)

SPORTS INFORMATION

SID: Chris Burkhalter
 Office: 713/743-9404
 Home: 713/403-7674
 Fax: 713/743-9411
 E-mail: cburkha@mail.uh.edu
 Website: www.UHCougars.com
 Press Box Phone: 713/743-0550



Dr. Jay Gogue
President



Dave Maggard
Athletic Director



Diane Hall
SWA



Chris Burkhalter
Football SID



Art Briles
Head Coach

FOOTBALL FACTS

Basic Offense:	Multiple
Basic Defense:	3-4
Lettermen Returning/Lost:	48/20
Starters Returning:	
Offense	7
Defense	10
Specialists	4
2005 Record:	6-6
Postseason:	Fort Worth Bowl
All-Time Record:	329-308-15 (.516)
Bowl Appearances:	16
Bowl Record:	7-8-1
Last Appearance:	2005, Fort Worth



HOUSTON

2006 SCHEDULE


S2	at Rice (CSTV)
S9	TULANE
S16	GRAMBLING STATE
S 23	OKLAHOMA STATE (CSTV)
S30	at Miami (Fla.)
O7	LOUISIANA-LAFAYETTE
O14	at Southern Miss
O21	UTEP
O28	UCF
N4	TULSA
N11	at SMU
N18	at Memphis

All times are Central and subject to change
Conference games in bold.

2005 RESULTS

8:00p	S1	§ OREGON (ESPN2)	L	24-38	0-1
6:00p	S10	SAM HOUSTON STATE	W	31-10	1-1
6:00p	S16	at UTEP (ESPN2)	L	41-44 (2OT)	1-2
8:00p	O1	at Tulsa	W	30-23	2-2
TBA	O8	% vs. Tulane (i)	W	35-14	3-2
6:00p	O15	MEMPHIS (CSTV)	L	20-35	3-3
6:00p	O22	at Mississippi State	W	28-16	4-3
6:00p	N5	at UCF (i)	L	29-31	4-4
6:00p	N13	SOUTHERN MISS	W	27-24	5-4
4:00p	N19	SMU	L	24-29	5-5
2:00p	N26	RICE	W	35-18	6-5
1:00p	D23	vs. Kansas (ESPN) (Fort Worth Bowl)	L	13-42	6-6

§ - Reliant Stadium (Houston, Texas) % - Cajun Field (Lafayette, La.)



HEAD COACH ART BRILES

Hometown: Rule, Texas
 Alma Mater: Texas Tech '79
 Birthdate: December 3, 1955

COACHING EXPERIENCE

2003-	Houston	Head Coach - 16-20-0 (.444) - 3 seasons
2000-02	Texas Tech	Assistant/Running Backs
1988-99	Stephensville (Texas) H.S.	Head Coach/Athletics Director
1986-87	Georgetown (Texas) H.S.	Head Coach/Athletics Director
1984-85	Hamlin (Texas) H.S.	Head Coach/Athletics Director
1980-83	Sweetwater (Texas) H.S.	Assistant
1979	Sundown (Texas) H.S.	Assistant

Career Record: 16-20-0 (.444) - 3 seasons

COACHING STAFF

Offensive Line: Randy Clements (Stephen F. Austin '89)
 Safeties: Clay Jennings (North Texas '96)
 Defensive Line/Special Teams: Tony Fitzpatrick (Miami, Fla. '83)
 Running Backs/Quarterbacks: Phillip Montgomery (Tarleton State '95)
 Cornerbacks: Chris Thurmond (Tulsa '75)
 Defensive Coordinator/Inside Linebackers: Alan Weddell (Texas '73)
 Outside Linebacker: Charlie Rizzo (Auburn '67)
 Tight Ends/Wide Receivers: Rafe Mata (Houston '03)
 Outside Receivers: Jason Phillips (Houston '01)
 Director of Football Operations: Colin Shillinglaw (Northern Iowa '87)

FOOTBALL OFFICE

Phone: 713/743-9388 Fax: 713/743-9428

KEY DATES

Players Report: August 2

Media Day: August 12

Fall Classes Begin: August 21



HOUSTON

NOTING THE COUGARS

- ★ Senior QB **Kevin Kolb** has made 36 consecutive starts and has already become Houston's all-time total offense leader. He will enter the 2006 season with a UH-record 9,752 yards, which ranks sixth on C-USA's all-time list. He also moved into 10th place on the league's career chart for touchdown passes with 55. Kolb, who has 11 career 300-yard games, needs 276 more to become UH's all-time leader in passing yards.
- ★ First Team All-Conference USA WR **Vincent Marshall** fell just short of 1,000 yards receiving last season, catching 71 passes for 939 yards and six touchdowns. He posted four 100-yard receiving days in 2005, giving him 12 in his career, just two shy of the school record. He needs just 31 catches and 556 yards this season to become UH's all-time leader in both categories.
- ★ Houston led Conference USA in total offense, averaging 438.8 yards per game. The Cougars ranked third in passing and fourth in rushing.
- ★ The Cougars return 10 starters on defense, including 2003-04 starting safety **Will Gulley**, who redshirted last season after knee surgery. With Gulley's return, **Kenneth Fontenette** will move to cornerback.
- ★ Fontenette, linebacker **Cody Lubojasky** and defensive end **Cody Pree** all followed up their C-USA All-Freshman selections by being named Honorable Mention Freshman All-Americans. For just the second time in school history, Houston will have seven home games. Back in 1966, UH played host to a record eight home games in its second season playing in the Astrodome.

2005 TEAM STATISTICS

CATEGORY	HOUSTON	OPPONENTS
First Downs	265	253
Rushes-Yards	477-1997	460-2127
Rushing Yards/Game	166.4	177.2
Passes Att./Comp./Int.	422-255-15	415-219-12
Completion Pct.	.604	.528
Passing Yards	3268	2642
Passing Yards/Game	272.3	220.2
Total Off. Plays/Yds	899-5265	875-4769
Total Offense/Game	438.8	397.4
Punts-Average	55-37.7	56-41.8
Punt Returns-Avg.	26-11.5	35-13.0
Kickoff Returns-Avg.	40-19.0	45-20.5
Interceptions-Yards	12-11.7	15-15.1
Fumbles-Lost	23-13	15-12
Penalties-Yards	93-830	85-743
3rd Down Conversions	72-180	69-179
3rd Down Conversion Percentage	.400	.385
4th Down Conversions	12-22	8-16
4th Down Conversion Percentage	.550	.500
Sacks By-Yards	17-129	29-207
Avg. Time of Possession	29:32	30:28

2005 INDIVIDUAL LEADERS

RUSHING	ATT.	YDS.	AVG.	TD	LONG
Ryan Gilbert	170	1037	6.1	9	58
Jackle Battle	106	408	3.8	5	16
TOTALS	477	1997	4.2	23	58

PASSING	ATT.	COMP	PCT.	INT	YARDS	TD
Kevin Kolb	420	254	.605	15	3258	19
TOTALS	422	255	.604	15	3268	19

RECEIVING	REC	YDS.	AVG.	TD	LONG
Vincent Marshall	71	939	13.2	6	83
Kendal Briles	45	369	8.2	1	23
Donnie Avery	44	688	15.6	5	76
TOTALS	255	3268	12.8	19	83

FIELD GOALS	MADE-ATT.	PCT.	LONG
Ben Bell	8-12	.667	50
TOTALS	13-22	.629	50

PUNTING	NO.	YARDS	AVG.	IN 20	LONG
Justin Laird	47	1858	39.5	10	59
TOTALS	55	2073	37.7	10	59

TACKLES	SOLOS	AST	TOTAL
Rocky Schwartz	74	40	114
Brendan Pahulu	22	72	94
Wade Koehl	22	67	89
TOTALS	545	553	1098

INTERCEPTIONS	NO.	YDS.	AVG.	TD
Kenneth Fontenette	4	17	4.2	0
Ricky Wilson	3	65	21.7	0
TOTALS	12	140	11.7	0

Great Game in Cougar History

Houston - Jan. 1, 1977 (Cotton Bowl vs. Maryland)

Houston capped off a Southwest Conference regular season title by stunning No. 5 Maryland, 30-21 in the 1977 Cotton Bowl. The Cougars won the SWC title in their first year of competition in the league and with the victory over the Terrapins finished with its highest-ranking ever in the Associated Press Poll at No. 4. UH jumped out to a 21-0 lead in the first quarter and never relinquished the lead as running backs Alois Blackwell and Dyral Thomas each rushed for more than 100 yards in the victory.

HOUSTON

2006 DEPTH CHART

(Returning Starters in Bold)

LETTERMEN

Returning/Lost: 48/20

STARTERS

Offensive Returning/Lost: 7/4

Defensive Returning/Lost: 10/2

Special Teams Returning/Lost: 4/0

OFFENSE

SL **Vincent Marshall**, Perry McDaniel, Chris Gilbert
 WR Jeron Harvey, Blren Ealy, **Anthony Alridge**
 WR **Donnie Avery**, Brennan Gleason, Tim Monroe
 LT **Sir Vincent Rogers**, Jason Wagner
 LG Jeff Akeroyd, Jerrod Butler
 C **Sterling Doty**, Jake Ebner
 RG Byron Alfred, Michael Bloesch
 RT **Dustin Dickinson**, Matt Hart
 TE Mark Hafner, Rodney Hannah, Brian Boehm
 QB **Kevin Kolb**, Clint Walraven/Blake Joseph
 RB Jackie Battle, Harold Taylor
 *UB Roshawn Pope
 *FB Chris Mitchell

DEFENSE

LE **Cody Pree**, L.C. Kirkpatrick
 NT **Marquay Love**, Ricky Barela, L.C. Kirkpatrick
 RE Phillip Hunt, Anthony Roulette, Carl Bennett
 OLB **Wade Koehl**, Scott Lee, James Francis
 WLB **Cody Lubojasky**, Rodney Rideau, Nate Jackson
 MLB **Trent Allen**, C.J. Cavness/Shomari Williams
 OLB **Brendan Pahulu**, Chris Pilot, Kenneth Atkins
 CB **Willie Gaston**, Quinte Williams, Harry Slmon
 SS **Rocky Schwartz**, Joseph Gonzales, Broderick Bean
 FS **Will Gulley**, Ernest Miller, Brandon Brinkley
 CB **Kenneth Fontenette**, Kellian Yancy

SPECIALISTS

K **Ben Bell**, T.J. Lawrence
 P **Justin Laird**, Garrett LeFevre
 KR **Vincent Marshall**, Donnie Avery, Roshawn Pope
 PR **Vincent Marshall**

*Big slot back used in multiple sets

KEY LOSSES

TE Blade Bassler
 OL David Douglas
 OL Roy Swan
 DE Kade Lane



Vincent Marshall

2006 SPRING SIGNEES


Name	Pos	Ht	Wt	Yr.	Hometown/HS, JC or College
Raymond Alake	DT	6-4	250	Fr.	Arlington, Texas/Timberview
Randall Antoine	RB	5-10	190	Fr.	New Iberia, La./Westgate
Josh Bell	TE	6-7	250	Fr.	Hitchcock, Texas/Univ. of Kansas
Carson Blackmon	DB	5-11	170	Fr.	Tatum, Texas/Tatum
Tommy Bryant	RB	5-8	175	Fr.	Dallas, Texas/Hillcrest
LJ Castille	QB	6-3	200	Fr.	LaMarque, Texas/LaMarque
Biren Ealy	WR	6-3	194	Sr.	Houston, Texas/Univ. of Arizona
James Francis	LB	6-1	225	So.	LaMarque, Texas/Baylor
Roddy Green	ATH	6-1	190	Fr.	Mart, Texas/Mart
Cameron Hackney	TE	6-3	240	Fr.	Jacksonville, Texas/Jacksonville
Rodney Hannah	TE	6-8	245	Sr.	Roseville, Calif./Roseville
Stephen James	S	5-10	205	Jr.	Houston, Texas/Oklahoma State
Case Keenum	QB	6-1	183	Fr.	Abilene, Texas/Wylye
Andre Kohn	WR	5-10	185	Fr.	Jacksonville, Fla./Wolfson
Josh Lee	S	6-1	185	Fr.	Houston, Texas/Reagan
Jared Lindsey	DL	6-3	280	Fr.	Alto, Texas/Alto
Jonathan Lister	WR	6-1	180	Fr.	Rosenberg, Texas/Lamar Consolidated
Marquis Lowe	RB	5-10	170	Fr.	Hitchcock, Texas/Hitchcock
Britton Maxwell	LB	6-0	205	Fr.	Brownwood, Texas/Brownwood
Antonio May	LB	6-4	220	Fr.	Ashdown, Ark./Ashdown
Kendall Mouton	DT	6-1	310	Jr.	Arlington, Texas/Dodge City CC
Matt Parker	OL	6-2	265	Fr.	Stephenville, Texas/Stephenville
Xavier Richard	DE	6-2	250	Fr.	Houston, Texas/Cy-Falls
JT Rudd	LB	6-2	220	Fr.	Cuero, Texas/Cuero
Wesley Scourten	TE	6-6	210	Fr.	Richardson, Texas/Berkner
Jordan Shoemaker	OL	6-4	275	Fr.	Midlothian, Texas/Midlothian
Antonio Staton	S	6-0	196	Fr.	Texarkana, Ark./Arkansas
Isaiah Thompson	DL	6-4	305	Fr.	Tatum, Texas/Tatum
Ladarius White	WR	5-11	180	Fr.	Orange, Texas/West Orange-Stark
Shomari Williams	LB	6-2	235	Fr.	Brampton, Ont./Champlain Regional
Teric Williams	CB	5-10	180	Fr.	Omaha, Texas/Pewitt



HOUSTON

2006 ROSTER

No	Name	Pos	Ht	Wt	Yr	Exp	Hometown/HS, JC or College	No	Name	Pos	Ht	Wt	Yr	Exp	Hometown/HS, JC or College
70	Isaiah Agson	OL	6-3	300	So	SQ	Houston, Texas/Westside	46	Nate Jackson	ILB	6-1	215	Fr	RS	Houston, Texas/Memorial
77	Jeff Akeroyd	OL	6-3	300	Jr	2L	Lubbock, Texas/Monterey	33	Stephen James	S	5-10	205	Jr	TR	Houston, Texas/North Shore/ Oklahoma St.
66	Byron Alfred	OL	6-2	290	Jr	2L	Port Arthur, Texas/Memorial	15	Blake Joseph	QB	6-1	195	Fr	RS	Bryan, Texas/Bryan
41	Trent Allen	ILB	6-2	244	Jr	1L	Longview, Texas/Spring Hill	81	Norby Juist	LS	6-4	240	So	1L	Houston, Texas/Strake Jesuit Prep
22	Anthony Alridge	WR	5-9	170	Jr	1L	Denton, Texas/Denton	68	Mark Kimmey	OL	6-5	300	So	1L	Van Vleck, Texas/Van Vleck
59	Kenneth Atkins	OLB	6-2	225	Jr	JC	Houston, Texas/Hastings/Bakersfield JC	90	L.C. Kirkpatrick	DE	6-2	280	Sr	3L	Houston, Texas/Aldine
2	Donnie Avery	WR	5-11	185	Jr	2L	Houston, Texas/Hastings	1	Wade Koehl	OLB	6-2	230	Sr	3L	Midland, Texas/Midland
94	Mamoon Barbandi	DL	6-2	245	Fr	RS	Houston, Texas/Memorial	4	Kevin Kolb	QB	6-3	225	Sr	3L	Stephenville, Texas/Stephenville
96	Ricky Barela	DT	5-10	285	Sr	2L	Rosenberg, Texas/Terry	2	Justin Laird	K/P	6-2	200	Sr	2L	Baytown, Texas/Lee
57	Carl Barnett	DL	6-3	270	Fr	RS	Dickinson, Texas/Dickinson	82	Chris LaMark	WR	5-8	175	Sr	1L	Baytown, Texas/Sterling
27	Jackie Battle	IB	6-2	250	Sr	3L	Humble, Texas/Humble	22	T.J. Lawrence	K/P	6-1	180	Jr	1L	Mt Pleasant, Texas/Mt. Pleasant/ Tyler JC
15	Broderic Bean	S	6-1	190	Fr	RS	Kirbyville, Texas/Kirbyville	47	Scott Lee	OLB	6-4	245	Sr	1L	Stephenville, Texas/SHS/ Texas Tech/Saddleback JC
14	Ben Bell	K/P	5-11	160	So	1L	Stephenville, Texas/Stephenville	37	Garrett LeFevre	K/P	6-0	230	So	1L	Spring, Texas/Klein Collins
45	Josh Bell	TE	6-7	250	Fr	TR	Hitchcock, Texas/Hitchcock/Kansas Lutheran South/Concordia	99	Marquay Love	DT	6-0	320	Sr	3L	Fort Worth, Texas/Crowley
88	Ed Bittick	WR	5-10	175	Jr	TR	Houston, Texas/ Lutheran South/Concordia	34	Cody Lubojasky	ILB	6-3	230	So	1L	Sugar Land, Texas/Kempner
64	Michael Bloesch	OL	6-2	305	So	1L	Spring, Texas/Klein Collins	17	Vincent Marshall	WR	5-8	175	Sr	3L	Ennis, Texas/Ennis
85	Brian Boehm	TE	6-5	245	So	SQ	Victoria, Texas/Memorial	9	Perry McDaniel	WR	5-9	175	Jr	2L	Lubbock, Texas/Frenship
39	Justin Brewster	FB	5-8	175	So	SQ	Longview, Texas/Pine Tree	5	Ernest Miller	S	6-0	185	So	1L	Taylor, Texas/Taylor
21	Brandon Brinkley	S	6-0	170	Fr	RS	Bay City, Texas/Bay City	42	Chris Mitchell	FB	6-0	215	Fr	RS	Houston, Texas/Westfield
16	Jordan Brown	WR	5-11	185	Sr	1L	Houston, Texas/Alief Hastings	24	Tim Monroe	WR	6-1	175	Fr	RS	Mount Vernon, Texas/Mount Vernon
69	Jerrod Butler	OL	6-2	330	Fr	RS	Allen, Texas/Allen	3	Brendan Pahuu	OLB	6-3	225	Jr	2L	Euless, Texas/Trinity
40	C.J. Cavness	ILB	6-0	205	Fr	RS	Santa Fe, Texas/Santa Fe	7	Chris Pilot	OLB	6-1	215	So	1L	Lufkin, Texas/Lufkin
73	Dustin Dickinson	OL	6-3	300	Jr	2L	Springtown, Texas/Springtown	3	Roshawn Pope	IB	5-11	195	Sr	3L	Galveston, Texas/Ball
67	Sterling Doty	OL	6-1	295	Sr	2L	Stephenville, Texas/Stephenville/Army	56	Cody Pree	DE	6-2	300	So	1L	Hooks, Texas/Hooks
86	Biren Ealy	WR	6-3	195	Sr	TR	Houston, Texas/Cy-Falls/Arizona	4	Rodney Rideau	ILB	6-1	225	So	1L	Port Arthur, Texas/Memorial
38	Jake Ebner	TE/OL	6-2	290	So	1L	Friendswood, Texas/Friendswood	98	Anthony Roulette	DE	6-3	260	Fr	RS	Garland, Texas/Forest
83	Obi Emejulu	WR	6-5	190	Sr	RS	Sugar Land, Texas/Austin	74	SirVincent Rogers	OL	6-3	305	Jr	2L	Jasper, Texas/Jasper
32	Micah Fletcher	WR	6-5	175	Fr	RS	Houston, Texas/Sharpstown	20	Rocky Schwartz	S	5-11	195	Jr	2L	Bradenton, Fla./Lakewood Ranch
28	Kenneth Fontenette	CB	6-0	175	So	1L	Pflugerville, Texas/Connally	12	Harry Simon	CB	5-8	170	So	SQ	Atlanta, Ga./Stockbridge
17	James Francis	OLB	6-1	225	So	TR	LaMarque, Texas/LaMarque/Baylor	49	Quinton Smith	OLB	6-4	245	Fr	RS	Houston, Texas/Yates
10	Willie Gaston	CB	5-11	185	Sr	3L	Houston, Texas/North Shore	30	Ryan Traweek	S	5-11	185	So	1L	East Bernard, Texas/East Bernard
18	Chris Gilbert	WR	5-9	175	Fr	RS	Dallas, Texas/Hillcrest	19/59	Sebastain Vollmer	TE/OL	6-8	260	So	1L	Kaarst, Germany/Quirinus Gymnasium
25	Brennan Gleason	WR	6-0	163	So	1L	Allen, Texas/Allen	13	Jason Wagner	TE	6-5	300	Jr	SQ	Keller, Texas/Keller
9	Joseph Gonzales	S	5-10	200	Jr	2L	Gonzales, Texas/Gonzales	7	Clint Walraven	QB	6-1	175	Fr	RS	Alvarado, Texas/Alvarado
18	Will Gulley	S	6-3	215	Sr	3L	Newton, Texas/Newton	25	DeMario Williams	DB	5-8	170	Fr	RS	Dallas, Texas/Hillcrest
87	Hafner, Mark	TE	6-3	220	So	1L	Waller, Texas/Waller	8	Quinte Williams	CB	5-11	170	So	1L	Houston, Texas/Yates
36	Garret Hagemeier	IB	6-0	218	Fr	RS	Lake Jackson, Texas/Brazoswood	51	Shomari Williams	ILB	6-2	235	Fr	HS	Brampton, Ontario/ Champlain Regional Prep
80	Rodney Hannah	TE	6-8	245	Sr	HS	Roseville, Calif./Roseville	6	Kellan Yancy	CB	6-0	175	Jr	1L	Los Angeles, Calif./Fairfax/LA. Pierce JC
79	Matt Hart	OL	6-6	290	Fr	RS	Huffman, Texas/Hargrave								
92	Billy Hartford	DE	6-2	255	So	SQ	Houston, Texas/Cypress Creek								
1	Jeron Harvey	WR	6-5	210	Jr	1L	Jacksonville, Fla./Jackson/Dodge City CC								
53	Phillip Hunt	DE	6-1	250	So	1L	Fort Worth, Texas/Dunbar								




Marquay Love



Kenneth Fontenette



Rocky Schwartz



Wade Koehl

HOUSTON

YEAR	COACH	OVERALL	C-USA	BOWL
2005	Art Briles	6-6-0	4-4	Fort Worth
2004	Art Briles	3-8-0	3-5	
2003	Art Briles	7-6-0	4-4	Hawai'i
2002	Dana Dimel	5-7-0	3-5	
2001	Dana Dimel	0-11-0	0-7	
2000	Dana Dimel	3-8-0	2-5	
1999	Kim Helton	7-4-0	3-3	
1998	Kim Helton	3-8-0	2-4	
1997	Kim Helton	3-8-0	2-4	
1996	Kim Helton	7-5-0	4-1	Liberty
1995	Kim Helton	2-9-0		
1994	Kim Helton	1-10-0		
1993	Kim Helton	1-9-1		
1992	John Jenkins	4-7-0		
1991	John Jenkins	4-7-0		
1990	John Jenkins	10-1-0		
1989	Jack Pardee	9-2-0		
1988	Jack Pardee	9-3-0		Aloha
1987	Jack Pardee	4-6-1		
1986	Bill Yeoman	1-10-0		
1985	Bill Yeoman	4-7-0		
1984	Bill Yeoman	7-5-0		Cotton
1983	Bill Yeoman	4-7-0		
1982	Bill Yeoman	5-5-1		
1981	Bill Yeoman	7-4-1		Sun
1980	Bill Yeoman	7-5-0		Garden State
1979	Bill Yeoman	11-1-0		Cotton
1978	Bill Yeoman	9-3-0		Cotton
1977	Bill Yeoman	6-5-0		
1976	Bill Yeoman	10-2-0		Cotton
1975	Bill Yeoman	2-8-0		
1974	Bill Yeoman	8-3-1		Bluebonnet
1973	Bill Yeoman	11-1-0		Bluebonnet
1972	Bill Yeoman	6-4-1		
1971	Bill Yeoman	9-3-0		Bluebonnet
1970	Bill Yeoman	8-3-0		
1969	Bill Yeoman	9-2-0		Bluebonnet
1968	Bill Yeoman	6-2-2		

YEAR	COACH	OVERALL	C-USA	BOWL
1967	Bill Yeoman	7-3-0		
1966	Bill Yeoman	8-2-0		
1965	Bill Yeoman	4-5-1		
1964	Bill Yeoman	2-6-1		
1963	Bill Yeoman	2-8-0		
1962	Bill Yeoman	7-4-0		Tangerine
1961	Hal Lahar	5-4-1		
1960	Hal Lahar	6-4-0		
1959	Hal Lahar	3-7-0		
1958	Hal Lahar	5-4-0		
1957	Hal Lahar	5-4-1		
1956	Bill Meek	7-2-1		
1955	Bill Meek	6-4-0		
1954	Clyde Lee	5-5-0		
1953	Clyde Lee	4-4-1		
1952	Clyde Lee	8-2-0		Salad
1951	Clyde Lee	6-5-0		
1950	Clyde Lee	4-6-0		
1949	Clyde Lee	5-4-1		
1948	Clyde Lee	5-6-0		
1947	Jewell Wallace	3-8-0		
1946	Jewell Wallace	4-6-0		

BOWL RESULTS (7-8-1)

Bowl	Opponent	Result	Year
Fort Worth	Kansas	L, 13-42	2005
Hawai'i	Hawai'i	L, 48-54	2003
Liberty	Syracuse	L, 17-30	1996
Aloha	Washington State	L, 22-24	1988
Cotton	Boston College	L, 28-45	1985
Sun	Oklahoma	L, 14-30	1981
Garden State	Navy	W, 35-0	1980
Cotton	Nebraska	W, 17-14	1980
Cotton	Notre Dame	L, 34-35	1979
Cotton	Maryland	W, 30-21	1977
Bluebonnet	North Carolina St.	T, 31-31	1974
Bluebonnet	Tulane	W, 47-7	1973
Bluebonnet	Colorado	L, 17-29	1971
Bluebonnet	Auburn	W, 36-7	1969
Tangerine	Miami (Ohio)	W, 49-21	1962
Salad	Dayton	W, 26-21	1952

MARSHALL

QUICK FACTS

Location: Huntington, W.Va.
 Founded: 1837
 Enrollment: 16,326
 Nickname: Thundering Herd
 Colors: Green and White
 Stadium: Joan C. Edwards Stadium (38,019)
 Field Surface: Field Turf
 President: Dr. Stephen J. Kopp
 AD: Bob Marcum
 FAR: Dr. Robert Bookwalter
 SWA: Beatrice Crane Banford
 Head Coach: Mark Snyder



Joan C. Edwards Stadium (38,019)

SPORTS INFORMATION

SID: Randy Burnside
 Office: 304/696-4660
 Home: 304/417-5286
 Fax: 304/696-2325
 E-mail: burnsid2@marshall.edu
 Website: www.herdzone.com
 Press Box Phone: 304/696-6666



Mark Snyder
Head Coach

FOOTBALL FACTS

Basic Offense:	Multiple
Basic Defense:	4-3
Lettermen Returning/Lost:	48/12
Starters Returning:	
Offense	9
Defense	8
Specialists	3
2005 Record:	4-7
All-Time Record:	502-467-47 (.517)
Bowl Appearances:	7
Bowl Record:	5-3-0
Last Appearance:	2004, Fort Worth



Dr. Stephen J. Kopp
President



Bob Marcum
Athletic Director



Beatrice Crane Banford
SWA



Randy Burnside
Football SID




Thundering Herd

MARSHALL

2006 SCHEDULE

S2	at West Virginia
S9	HOFSTRA
S16	at Kansas State (FSN)
S23	at Tennessee
O4 (Wed.)	UCF (ESPN 2)
O14	at SMU
O21	at UAB
O28	MEMPHIS
N4	TULANE (CSTV)
N11	at East Carolina
N18	UTEP
N25	at Southern Miss

All times are Eastern and subject to change
Conference games in bold.



KEY DATES

Players Report: August 2

Media Day: August 4

Fall Classes Begin: August 21

2005 RESULTS

TBA	S1	WILLIAM & MARY	W	36-24	1-0
4:30P	S10	KANSAS STATE (ESPN2)	L	19-21	1-1
11:30a	S24	at UCF	L	13-23	1-2
TBA	O1	SMU	W	16-13 (OT)	2-2
7:30P	O8	at (3) Va. Tech (ESPN2)	L	14-41	2-3
3:00P	O15	UAB (i)	W	20-19	3-3
TBA	O22	at UTEP (CSTV)	L	3-31	3-4
4:30P	O29	! vs. Tulane (CSTV)	W	27-26	4-4
8:00P	N8	SOUTHERN MISS (ESPN2)	L	24-27 (OT)	4-5
1:00P	N19	EAST CAROLINA	L	29-34	4-6
4:30P	N26	at Memphis	L	3-26	4-7
3:00P					

! - Ladd Peebles Stadium (Mobile, Ala)

HEAD COACH MARK SNYDER

Hometown: Ironton, Ohio
Alma Mater: Marshall '88
Birthdate: December 30, 1964

COACHING EXPERIENCE

2005-	Marshall	Head Coach - 4-7-0 (.364) - 1 season
2004	Ohio State	Defensive Coordinator
2001-2003	Ohio State	Linebackers
1997-2000	Minnesota	Defensive Ends
1996	Youngstown State	Defensive Coordinator/Secondary
1994-95	Youngstown State	Special Teams/Linebackers
1991-93	Youngstown State	Outside Linebackers
1989-90	UCF	Graduate Assistant/Linebackers
1988	Marshall	Student Assistant

Career Record: 4-7-0 (.364) - 1 season

COACHING STAFF

Asst. AD for Football Operations: Mark Gale (Oklahoma State '81)
Offensive Coordinator/QB's: Larry Kueck (Stephen F. Austin '75)
Defensive Coordinator: Jim Collins (Elon '74)
Offensive Line/Recruiting: Mike Cummings (Buffalo '84)
Tight Ends: Phil Ratliff (Marshall '94)
Special Units/Wide Receivers: Todd Goebbel (Northern Iowa '98)
Running Backs: Jared Smith (Kansas '96)
Linebackers: Shannon Morrison (Marshall '95)
Defensive Line: Thielen Smith (LSU '77)
Secondary: Paul Nichols (Davidson '03)

FOOTBALL OFFICE

Phone: 304/696-6464 Fax: 304/696-6448



MARSHALL

NOTING THE HERD

- ★ Marshall played last season with 16 new starters on offense and defense. Eight true freshmen saw action for first-year head coach **Mark Snyder**. This season, the Thundering Herd welcomes back 10 starters on offense and nine on defense.
- ★ The Thundering Herd finished the season with three consecutive losses for the first time since 1980 and the team's 4-7 record ended a string of 21 consecutive non-losing seasons. Three of the losses came by five points or less for the youthful Marshall team.
- ★ The Herd's secondary allowed a league-low 182.1 passing yards per game last season, tops in Conference USA. That number helped the defensive unit finish ranked No. 1 in total defense in the league allowing 340.3 ypg. Three returning Marshall defenders ranked among Conference USA's top 10 in tackles. Senior LB **Dennis Thornton** was fifth after recording a team-high 104 tackles, including 10 for a loss. Senior LB **Matt Couch** placed ninth with 97 and Junior DB **Curtis Keyes** was 10th with 88.
- ★ Junior RB **Ahmad Bradshaw** rushed for 89 yards on 26 carries in the season finale to finish the season with 997 yards, the 12th most single-season yards in school history. He is the top returning back in C-USA in terms of yards per game (90.6).
- ★ Marshall returns four starters along the offensive line, including Second Team All-Conference USA center **Doug Legursky**, senior **Seth Cook** and juniors **John Inman** and **David Ziegler**. The foursome started a combined 41 games last season with Cook, Legursky and Ziegler starting all 11.
- ★ Marshall's kick return unit led C-USA with an average of 22.6 yards per return. Individually, sophomore Chubb Small ranked second with 21 returns for 544 yards (25.9 avg.), including a 92-yard return for a touchdown.

2005 TEAM STATISTICS

CATEGORY	MARSHALL	OPPONENTS
First Downs	204	285
Rushes-Yards	374-1399	449-1780
Rushing Yards/Game	127.2	161.8
Passes Att./Comp./Int.	407-228-14	267-150-9
Completion Pct.	.560	.562
Passing Yards	2256	1963
Passing Yards/Game	205.1	178.5
Total Off. Plays/Yds	781-3655	716-3743
Total Offense/Game	332.3	340.3
Punts-Average	61-38.4	58-38.3
Punt Returns-Avg.	30-7.7	24-11.2
Kickoff Returns-Avg.	40-22.7	28-18.8
Interceptions-Yards	9-147	14-220
Fumbles-Lost	25-11	22-10
Penalties-Yards	58-426	70-541
3rd Down Conversions	59-160	58-150
3rd Down Conversion Percentage	.369	.387
4th Down Conversions	6-15	2-4
4th Down Conversion Percentage	.330	.500
Sacks By-Yards	22-139	21-142
Avg. Time of Possession	30:15	29:45

2005 INDIVIDUAL LEADERS

RUSHING	ATT.	YDS.	AVG.	TD	LONG
Ahmad Bradshaw	214	997	4.7	9	56
Bernie Morris	75	256	3.4	4	40
TOTALS	374	1399	3.7	13	56

PASSING	ATT.	COMP	PCT.	INT	YARDS	TD
Bernie Morris	216	114	.528	6	1121	6
Jimmy Skinner	184	114	.620	8	1135	6
TOTALS	407	228	.560	14	2256	12

RECEIVING	REC	YDS.	AVG.	TD	LONG
Ahmad Bradshaw	56	381	6.8	1	52
Hiram Moore	53	630	11.9	4	36
TOTALS	228	2256	9.9	12	66

FIELD GOALS	MADE-ATT.	PCT.	LONG
Ian O'Connor	7-14	.500	44
David DeFatta	1-3	.333	22
TOTALS	8-17	.471	44

PUNTING	NO.	YARDS	AVG.	IN 20	LONG
Marty Biagi	61	2343	38.4	15	56
TOTALS	61	2343	38.4	15	56

TACKLES	SOLOS	AST	TOTAL
Dennis Thornton	60	44	104
Matt Couch	57	40	97
Curtis Keyes	55	33	88
TOTALS	492	349	841

INTERCEPTIONS	NO.	YDS.	AVG.	TD
Chris Royal	3	19	6.3	0
Willie Smith	2	0	0.0	0
TOTALS	9	147	16.3	0

Great Game in Thundering Herd History

Marshall - Dec. 21, 1996 (Division I-AA National Championship game vs. Montana)

The Thundering Herd concluded its run as an NCAA Division I-AA member on top after claiming a 49-29 victory over Montana in the national championship game in 1996. The championship was Marshall's second in five seasons as junior wide receiver Randy Moss had nine receptions for 220 yards and four touchdowns. Moss set NCAA playoff records that season with nine touchdowns and 636 yards in the Herd's four postseason contests.

MARSHALL

2006 DEPTH CHART

(Returning Starters in Bold)

LETTERMEN

Returning/Lost: 48/12

STARTERS

Offensive Returning/Lost: 9/2

Defensive Returning/Lost: 8/4

Special Teams Returning/Lost: 3/1

OFFENSE

WR **Shawn Lauzon**, Matt Morris
 LT **Seth Cook**, Chris Barnes
 LG **David Ziegler**, Zane Bruhn
 C **Doug Legursky**, Brian Leggett
 RG **John Inman**, Brian Leggett
 RT Wesley Jones, Daniel Baldrige
 TE Brian Shope, Matt Pakhurst
 WR **Marcus Fitzgerald**, E.J. Wynn
 WR **Hiram Moore**, Emanuel Spann
 QB **Bernard Morris**, Jimmy Skinner
 RB **Ahmad Bradshaw**, Chubb Small

DEFENSE

LE **Albert McClellan**, Ryland Wilson
 RT Chris Terrell, Byron Tinker
 LT **Juan Underwood**, Blake Merritt
 RE **Shavar Greer**, Jason Kaminski
 WLB **Matt Couch**, **Dennis Thornton**
 MLB Brandon Souder, Travis Noel
 SLB **Ian Hoskins**, Maurice Kitchens
 DB James Johnson, Chuck Roberts
 DB Terick Thomas, Jeremy Frazle, Zearrick Mathews
 SS **Curtis Keyes**, Phillip Gamble, Ivan Clark
 FS **Jeremy Rodamer**, C.J. Spillman, John Saunders

SPECIALISTS

K **Ian O'Connor**, Anthony Binswanger
 P **Marty Biagi**
 LS Brett Riffey
 KR **Chubb Small**

KEY LOSSES

LT Toby Bullock
 CB Chris Hawkins
 TE Jeff Mullins
 FS Chris Royal
 CB Willie Smith
 LB Donte' Newsome



Doug Legursky

2006 SPRING SIGNEES

Name	Pos	Ht	Wt	Yr.	Hometown/HS, JC or College
Brian Anderson	QB	6-3	190	Fr.	Louisville, Ky./Male
Antawn Booker	LB	6-1	240	Fr.	Auburndale, Fla./Auburndale
Brandon Campbell	OL	6-5	305	Fr.	Fort Washington, Md./Friendly Senior
Courtney Edmonson	WR	6-0	175	Fr.	Titusville, Fla./Astronaut
Josh Evans	OL	6-4	315	Fr.	Fayetteville, W.Va./Fayetteville
Ashton Hall	DB	5-10	183	Fr.	Kingsland, Ga./Camden County
Mario Harvey	LB	6-0	220	Fr.	Chatham, Va./Hargrave Military
Michael Janac	DT	6-4	250	Fr.	Nashville, Tenn./Pearl Cohn
Aaron Johnson	DB	5-11	190	Jr.	San Francisco, Calif./City College
Josh Johnson	LB	6-2	235	Fr.	Milledgeville, Ga./Georgia Military
DeMorris Kilow	RB	6-2	202	Fr.	Ozark, Ala./Carroll
Howard King	LB	6-2	193	Fr.	Daytona Beach, Fla./Seabreeze
Darius Lewis	RB/LB	6-0	215	Fr.	Ironton, Ohio/Ironton
Josh Long	DE	6-5	242	Fr.	Fort Myers, Fla./Fort Myers
Bryant Milligan	WR	6-1	185	Fr.	Cleveland, Ohio/Glenville
Richard Nelson	DT	6-3	260	Fr.	West Palm Beach, Fla./Dwyer
Darius Passmore	WR	6-3	180	Jr.	Visalia, Calif./College of the Sequoias
Kevin Perry	DB	5-10	162	Fr.	Madison, Ala./Bob Jones
David Redick	TE	6-4	235	Fr.	Roanoke, Va./Cave Spring
DeNathian Robinson	DB	5-10	161	Fr.	Hampton, Va./Phoebus
Chad Schofield	OL	6-4	320	Fr.	Strongsville, Ohio/Strongsville
Travius Thompson	WR	6-2	165	Fr.	Lauderdale Lakes, Fla./Boyd Anderson
Josh Tillman	FB/DE	6-3	245	Fr.	Dayton, Ohio/Colonial White
Erik Vint	OL	6-4	275	Fr.	Ridgeway, Va./Magna Vista
Arron Ward	ATH	6-3	175	Fr.	Hampton, Va./Phoebus

MARSHALL

2006 ROSTER


No	Name	Pos	Ht	Wt	Yr	Exp	Hometown/HS, JC or College	No	Name	Pos	Ht	Wt	Yr	Exp	Hometown/HS, JC or College
48	Will Albin	RB	6-3	243	Jr.	2L	Princeton, W. Va./Princeton	82	Antonio Leath	WR	5-7	168	So	SQ	Burlington, N.C./Cummings
62	Matt Altobello	OL	6-1	306	So.	SQ	Keyser, W. Va./Keyser	65	Brian Leggett	OL	6-1	285	So	1L	Meridian, Miss./Meridian
88	Malcolm Ames	WR	5-10	160	Jr	SQ	Manassas, Va./Stonewall Jackson	66	Doug Legursky	OL	6-3	311	Jr.	2L	Beckley, W. Va./Woodrow Wilson
79	Daniel Baldridge	OL	6-9	315	Fr.	RS	Opelousas, La./Opelousas	11	Zearrick Matthews	DB	5-9	162	Fr	RS	Greenwood, S.C./Greenwood
3	Zach Barnard	QB	6-4	203	Fr.	RS	Spottsville, Ky./Owensboro Catholic	96	Albert McClellan	DE	6-2	225	So.	1L	Lakeland, Fla./Kathleen
64	Chris Barnes	OL	6-4	265	Jr	SQ	Riverside, Calif./Riverside City	90	Blake Merritt	DL	6-4	250	So.	1L	Wendell, N.C./Hargrave Military Academy
10	Wesley Beardain	QB	6-1	198	Fr.	RS	Winona, Miss./Winona	7	Hiram Moore	WR	6-0	195	Sr	3L	Huntington, W.Va./Huntington
31	Marty Biagi	K/P	6-0	170	So.	1L	Shelbyville, Ky./Shelbyville	18	Jon Moravec	DB	6-0	195	So.	1L	Frederick, Md./Linganore
41	Anthony Binswanger	K	6-2	193	Jr.	JC	Pleasant Hill, Calif./Diablo Valley CC	14	Bernard Morris	QB	6-4	211	Jr.	2L	Orlando, Fla./Jones
44	Ahmad Bradshaw	RB	5-11	192	Jr.	2L	Bluefield, Va./Graham	89	Matt Morris	WR	6-3	219	Sr	2L	Beckley, W. Va./Woodrow Wilson
86	Joe Bragg	TE	6-4	263	So.	1L	Morgantown, W. Va./Morgantown	59	Travis Noel	LB	6-2	222	Jr	SQ	Etobicoke, Ontario, Canada/Henry Carr
77	Zane Bruhin	OL	6-6	301	Fr	RS	Powell, Tenn./Powell	92	Mike Nolan	TE	6-4	230	Sr.	SQ	Swiftwater, Pa./Pocono Mountain
70	James Burkes	DL	6-1	285	Fr	RS	Charleston, W.Va./Capital	49	Ian O'Connor	K	6-2	205	Sr.	3L	Knoxville, Tenn./Halls
58	Jeff Bush	DE	6-3	248	So.	SQ	Fayetteville, N.C./Jack Britt	83	Matt Parkhurst	TE	6-3	238	So.	1L	Philadelphia, Pa./St. Josephs Prep
23	Antoine Cabarrus	RB	5-11	205	Sr.	SQ	Huntington, W.Va./Huntington	98	E.J. Rascoe	DE	6-0	252	So.	1L	Cary, N.C./Cardinal Gibbons
9	Ivan Clark	DB	5-9	184	Jr.	1L	Ford, Va./Amelia County	97	Brett Riffey	LS	6-2	231	Sr.	SQ	Vincent, Ohio/Warren Local
73	Seth Cook	OL	6-4	315	Sr	2L	Gilbert, W. Va./Gilbert	37	Chuck Roberts	DB	5-11	163	Fr.	RS	Guyton, Ga./Effingham County
47	Matt Couch	LB	6-2	230	Jr.	2L	Okeana, Ohio/ Ross Senior	2	Jeremy Rodamer	DB	6-0	191	Jr.	2L	Morgantown, W.Va./Morgantown
33	David DeFatta	K/P	5-9	182	So	SQ	Franklin, Tenn./Franklin	19	John Saunders	DB	6-0	192	Fr.	RS	Huntington, W.Va./Cabell Midland
46	Chris Desautels	K/P	6-4	183	Fr.	RS	Clinton, Md./Broadneck Senior	13	Brian Shope	TE	6-5	248	Jr.	2L	Portage, Pa./Portage Area
5	Derek Devine	QB	6-3	223	Sr.	1L	Wilsonville, Ore./ Mt. San Antonio College (Calif.)	16	Jimmy Skinner	QB	6-3	198	Sr	1L	Chillicothe, Ohio/Chillicothe
8	Kyle Echols	DB	5-10	171	Sr.	SQ	Galloway, Ohio/Westland	85	Cody Slate	TE	6-4	212	Fr.	HS	Chatham, Va./Hargrave Military Academy
92	Bilal El-Amin	DE	6-3	249	Jr.	SQ	Lexington, Ky./Lafayette	28	Chubb Small	RB	5-9	193	So.	1L	Auburndale, Fla./Hargrave Military Academy
17	Jermaine Flier	WR	6-3	196	Jr.	1L	Clearwater, Fla./Countryside	55	Brandon Souder	LB	6-2	236	Sr.	1L	Carson, Calif./Los Angeles Southwest JC
1	Marcus Fitzgerald	WR	5-10	202	Jr.	2L	Minneapolis, Minn./Academy of Holy Angels	24	Emanuel Spann	WR	5-11	179	So	1L	Atlanta, Ga./Westlake
27	Jeremy Frazle	DB	5-10	181	Sr	1L	Minford, Ohio/Morehead State	4	C.J. Spillman	DB	6-0	193	So	1L	Louisville, Ky./Central
29	Phillip Gamble	DB	5-11	217	So.	1L	Bainbridge, Ga./Bainbridge	15	Robert Surratt	WR	5-10	182	Fr	RS	Ft. Washington, Md./Gwynn Park
91	Shavar Greer	DE	6-0	226	Sr.	1L	Beckley, W.Va./Woodrow Wilson	95	Chris Terrell	DL	6-6	326	Sr.	1L	Coverington, Wash./Butte CC
21	Ian Hoskins	LB	6-2	245	So.	1L	Campbellsville, Ky./Campbellsville	15	Terick Thomas	DB	5-10	155	So.	1L	Washington, D.C./H.D. Woodson
63	John Inman	OL	6-5	302	Jr	2L	Knoxville, Tenn./Webb School	30	Dennis Thornton	LB	5-11	215	Sr	3L	Spotsylvania, Va./Hargrave Military Academy
46	John Jacobs	LB	6-3	240	Fr	RS	Harrisonburg, Va./Broadway	94	Byron Tinker	DL	6-4	281	Jr	SQ	Louisville, Ky./Dupont Manual
8	James Johnson	DB	5-11	180	So.	1L	Springdale, Md./St. John's	40	Cody Tominack	RB	5-11	216	So	SQ	Valley Grove, W.Va./Wheeling Park
19	Uranus Johnson	WR	6-0	185	So.	SQ	Brandywine, Md./Gwynn Park	99	Juan Underwood	DL	6-3	323	Sr.	1L	Xenia, Ohio/Pima CC
34	Paco Jones	RB	5-8	181	Jr.	1L	Bluefield, W.Va./Bluefield	60	Daniel Wells	LB	6-1	236	Fr.	RS	Bluefield, W.Va./Bluefield
78	Wesley Jones	OL	6-5	329	Sr	1L	Brandon, Miss./Hinds CC	32	Gerwin Williams	RB	5-8	210	So.	1L	Sacramento, Calif./Grant
51	Jason Kaminski	DE	6-3	235	Sr.	1L	Woodbridge, Va./Hargrave Military Academy	93	Ryland Wilson	DE	6-3	248	Jr.	JC	Natchez, Miss./Coplah-Lincoln CC
68	Colin Kelly	DE	6-3	236	Jr	SQ	Williamsburg, Va./Lafayette	11	E.J. Wynn	WR	5-11	156	So.	1L	Washington, D.C./St. John's
25	Curtis Keyes	DB	6-0	206	Sr.	3L	Mt. Olive, Miss./Mize	74	David Ziegler	OL	6-5	296	Jr.	2L	Pomfret, Md./McDonough
45	Maurice Kitchens	LB	6-3	226	So.	1L	Roanoke, Va./William Fleming								
6	Shawn Lauzon	WR	6-6	204	Jr.	2L	Virginia Beach, Va./Ocean Lakes								




Bernard Morris



Hiram Moore



Matt Couch



Seth Cook

MARSHALL

YEAR	COACH	OVERALL	C-USA	BOWL
2005	Mark Snyder	4-7-0	3-5	
2004	Bob Pruett	6-6-0		Fort Worth
2003	Bob Pruett	8-4-0		
2002	Bob Pruett	11-2-0		GMAC
2001	Bob Pruett	11-2-0		GMAC
2000	Bob Pruett	8-5-0		Motor City
1999	Bob Pruett	13-0-0		Motor City
1998	Bob Pruett	12-1-0		Motor City
*1997	Bob Pruett	10-3-0		Motor City
1996	Bon Pruett	15-0-0	(Division I-AA National Champions)	
1995	Jim Donnan	12-3-0		
1994	Jim Donnan	12-2-0		
1993	Jim Donnan	11-4-0		
1992	Jim Donnan	12-3-0	(Division I-AA National Champions)	
1991	Jim Donnan	11-4-0		
1990	Jim Donnan	6-5-0		
1989	George Chaump	6-5-0		
1988	George Chaump	11-2-0		
1987	George Chaump	10-5-0		
1986	George Chaump	6-4-1		
1985	Stan Parrish	7-3-1		
1984	Stan Parrish	6-5-0		
1983	Sonny Randle	4-7-0		
1982	Sonny Randle	3-8-0		
1981	Sonny Randle	2-9-0		
1980	Sonny Randle	2-8-1		
1979	Sonny Randle	1-10-0		
1978	Frank Elwood	1-10-0		
1977	Frank Elwood	2-9-0		
1976	Frank Elwood	5-6-0		
1975	Frank Elwood	2-9-0		
1974	Jack Lengyel	1-10-0		
1973	Jack Lengyel	4-7-0		
1972	Jack Lengyel	2-8-0		
1971	Jack Lengyel	2-8-0		
1970	Rick Tolley	3-6-0		
1969	Rick Tolley	3-7-0		
1968	Perry Moss	0-9-1		
1967	Charlie Snyder	0-10-0		
1966	Charlie Snyder	2-8-0		
1965	Charlie Snyder	5-5-0		
1964	Charlie Snyder	7-3-0		
1963	Charlie Snyder	5-4-1		
1962	Charlie Snyder	4-6-0		
1961	Charlie Snyder	2-7-1		
1960	Charlie Snyder	2-7-1		
1959	Charlie Snyder	1-8-0		
1958	Herb Royer	3-6-0		
1957	Herb Royer	6-3-0		
1956	Herb Royer	3-6-0		
1955	Herb Royer	3-6-0		
1954	Herb Royer	4-5-0		
1953	Herb Royer	2-5-2		
1952	Pete Pedersen	2-7-2		
1951	Pete Pedersen	5-4-1		
1950	Pete Pedersen	2-8-0		
1949	Cam Henderson	6-4-0		
1948	Cam Henderson	2-7-1		
1947	Cam Henderson	9-3-0		Tangerine
1946	Cam Henderson	2-7-1		
1943-45	No football because of World War II			

YEAR	COACH	OVERALL	C-USA	BOWL
1942	Cam Henderson	1-7-1		
1941	Cam Henderson	7-1-0		
1940	Cam Henderson	8-2-0		
1939	Cam Henderson	9-2-0		
1938	Cam Henderson	5-4-0		
1937	Cam Henderson	9-0-1		
1936	Cam Henderson	6-3-1		
1935	Cam Henderson	4-6-0		
1934	Tom Dandeleit	3-6-0		
1933	Tom Dandeleit	3-5-1		
1932	Tom Dandeleit	6-2-1		
1931	Tom Dandeleit	6-3-0		
1930	Johnny Maulbetsch	3-5-1		
1929	Johnny Maulbetsch	5-3-1		
1928	Charles Tallman	8-1-1		
1927	Charles Tallman	5-3-1		
1926	Charles Tallman	5-4-1		
1925	Charles Tallman	4-1-4		
1924	Russell Meredith	4-4-0		
1923	Harrison Briggs	1-7-0		
1922	Kemper Shelton	5-4-0		
1921	Kemper Shelton	5-4-0		
1920	Herbert Cramer	0-8-0		
1919	Archer Reilly	8-0-0		
1918	No football because of World War I			
1917	Carl Shipley	1-7-1		
1916	Boyd Chambers	7-2-1		
1915	Boyd Chambers	1-7-0		
1914	Boyd Chambers	5-4-0		
1913	Boyd Chambers	3-4-0		
1912	Boyd Chambers	3-4-0		
1911	Boyd Chambers	4-1-1		
1910	Boyd Chambers	5-1-1		
1909	Boyd Chambers	3-2-1		
1908	W.G. Vinal	0-6-0		
1907	No Paid Coach	3-2-1		
1906	Pearl Rardin	4-0-1		
1905	Alfred McCary	6-2-0		
1904	George Ford	1-3-3		
1903	George Ford	3-1-1		
1902	No Paid Coach	5-0-2		
1901	No Paid Coach	2-0-1		
1900	No Paid Coach	2-0-1		
1899	No Paid Coach	0-0-1		
1898	No Paid Coach	4-1-0		
1897	No Paid Coach	0-3-0		
1896	No game results available			
1895	No Paid Coach	0-1-1		

*Moved up to Division-IA from Division 1-AA

BOWL RESULTS (5-3-0)

Bowl	Opponent	Result	Year
Fort Worth	Cincinnati	L, 14-32	2004
GMAC	Louisville	W, 38-15	2002
GMAC	East Carolina	W, 64-61 (2ot)	2001
Motor City	Cincinnati	W, 25-14	2000
Motor City	BYU	W, 21-3	1999
Motor City	Louisville	W, 48-29	1998
Motor City	Mississippi	L, 31-34	1997
Tangerine	Cattawba	L, 0-7	1948

MEMPHIS

QUICK FACTS

Location: Memphis, Tenn.
 Founded: 1912
 Enrollment: 20,668
 Nickname: Tigers
 Colors: Blue and Gray
 Stadium: Liberty Bowl Memorial Stadium (62,380)
 Field Surface: Field Turf
 President: Dr. Shirley Raines
 AD: R.C. Johnson
 FAR: Phillip Kolbe
 SWA: Lynn Parkes
 Head Coach: Tommy West



Liberty Bowl Memorial Stadium (62,380)

SPORTS INFORMATION

SID: Jennifer Rodrigues
 Office: 901/678-2397
 Home: 901/737-5552
 Fax: 901/678-4134
 E-mail: jmpowers@memphis.edu
 Website: www.gotigersgo.com
 Press Box Phone: 901/272-0136




Tommy West
Head Coach

FOOTBALL FACTS

Basic Offense:	No-Huddle, Spread
Basic Defense:	Multiple
Lettermen Returning/Lost:	57/16
Starters Returning:	
Offense	8
Defense	6
Specialists	2
2005 Record:	7-5
Postseason:	Motor City Bowl
All-Time Record:	414-426-32 (.493)
Bowl Appearances:	5
Bowl Record:	4-1-0
Last Appearance:	2005, Motor City



Dr. Shirley Raines
President



R.C. Johnson
Athletic Director



Lynn Parkes
SWA



Jennifer Rodrigues
Football SID



MEMPHIS


2006 SCHEDULE

S3 (Sun.)	at Mississippi (ESPN)
S9	CHATTANOOGA
S16	at East Carolina
S30	TENNESSEE (ESPN)
O7	at UAB
O14	ARKANSAS STATE
O21	TULSA (CSTV)
O28	at Marshall
N5 (Sun.)	SOUTHERN MISS (ESPN)
N11	UCF
N 18	HOUSTON
N25	at UTEP

All times are Central and subject to change
Conference games in bold.

2005 RESULTS

3:30p	S5	MISSISSIPPI	L	6-10	0-1
7:00p	S17	CHATTANOOGA	W	59-14	1-1
5:00p	S24	at Tulsa	L	31-37 (OT)	1-2
TBA	O1	UTEP	W	27-20	2-2
6:00p	O8	at UCF	L	17-38	2-3
1:00p	O15	at Houston	W	35-20	3-3
7:00p	O22	EAST CAROLINA	W	27-24	4-3
3:00p	N1	UAB	L	20-37	4-4
7:00p	N12	at Tennessee	L	16-20	4-5
7:00p	N19	at Southern Miss	W	24-22	5-5
1:00p	N26	Marshall	W	26-3	6-5
8:05p	D26	vs. Akron (ESPN) <i>(Motor City Bowl)</i>	W	38-31	7-5



HEAD COACH TOMMY WEST

Hometown: Gainesville, Ga.
 Alma Mater: Tennessee '76
 Birthdate: July 31, 1954

COACHING EXPERIENCE

2001-	Memphis	Head Coach - 32-28-0 (.533) - 5 seasons
1999-2000	Memphis	Defensive Coordinator
1993-98	Clemson	Head Coach - 31-28-0 (.525) 5 seasons
1993	UT-Chattanooga	Head Coach - 4-7-0 (.364) 1 season
1991-92	South Carolina	Defensive Coordinator
1990	Tennessee	Running Backs
1982-89	Clemson	Outside Linebackers
1981	Appalachian State	Offensive Coordinator
1980	Appalachian State	Receivers
1979	Mississippi	Running Backs

Career Record: 67-63-0 (.515) - 11 seasons

COACHING STAFF

Offensive Coordinator/Quarterbacks: Randy Fichtner (Purdue '85)
 Offensive Line: Rick Mallory (Washington '83)
 Assistant Head Coach/Receivers: Clay Helton (Houston '94)
 Special Teams/Tight Ends: Tyson Helton (Houston '00)
 Running Backs: Tommie Robinson (Troy State '85)
 Defensive Coordinator/Linebackers: Joe Lee Dunn (Chattanooga '68)
 Defensive Line: Craig Boller (Iowa State '70)
 Defensive Backs: Tim Keane (Arkansas State '67)
 Linebackers: Kenny Ingram (Arkansas State '99)
 Director of Football Operations: John Flowers (Southern Illinois '76)

FOOTBALL OFFICE

Phone: 901/678-2341 Fax: 901/678-4123

KEY DATES

Players Report: August 8

Media Day: N/A

Fall Classes Begin: August 28



MEMPHIS

NOTING THE TIGERS

- ★ The Tigers have played in three consecutive bowl games, which is a first in school history. Memphis is also one of just 29 teams in the nation that can claim appearances in three straight bowl games.
- ★ Memphis has averaged eight wins in the last three seasons, marking the first time to achieve that feat since the early 1960s. The 24 wins that **Tommy West** has led his Tigers to in the last three years is the most for a three-year stretch in Tiger Football history since Memphis won 25 games from 1961-63.
- ★ The Tiger offensive line has done a tremendous job of protecting the quarterback in the last couple of years. Last season, Memphis gave up just nine sacks which led Conference USA. That number also ranked in a tie for third nationally. In 2004, Memphis allowed just five sacks in 12 games.
- ★ **Tommy West** is entering his sixth season as head coach of the Tigers and he is already the third winningest football coach in school history as far as winning percentage with a mark of .533 (32-28). With West at the helm, 41 Tigers have been placed on the All-C-USA team, including 14 first-team members. Also, 11 Tigers have been invited to post-season senior games, including four last season.
- ★ Senior FS **Wesley Smith** is a three-time member of the All-Conference USA first team. Last season he was third on the squad with 82 tackles and he has recorded 269 stops in his first three seasons at Memphis.

2005 TEAM STATISTICS

CATEGORY	MEMPHIS	OPPONENTS
First Downs	235	254
Rushes-Yards	597-3215	419-1507
Rushing Yards/Game	267.9	125.6
Passes Att./Comp./Int.	239-135-7	431-237-12
Completion Pct.	.565	.550
Passing Yards	1560	3358
Passing Yards/Game	130.0	279.8
Total Off. Plays/Yds	836-4775	850-4865
Total Offense/Game	397.9	405.4
Punts-Average	63-44.3	64-40.0
Punt Returns-Avg.	32-4.8	36-7.1
Kickoff Returns-Avg.	26-20.2	24-24.1
Interceptions-Yards	12-12.3	7-18.3
Fumbles-Lost	15-8	18-10
Penalties-Yards	89-723	77-585
3rd Down Conversions	60-166	63-175
3rd Down Conversion Percentage	.360	.360
4th Down Conversions	6-13	10-19
4th Down Conversion Percentage	.460	.530
Sacks By-Yards	22-159	9-63

2005 INDIVIDUAL LEADERS

RUSHING	ATT.	YDS.	AVG.	TD	LONG
DeAngelo Williams	310	1964	6.3	18	76
Maurice Avery	132	570	4.3	5	30
TOTALS	597	3215	5.4	28	76

PASSING	ATT.	COMP	PCT.	INT	YARDS	TD
Maurice Avery	118	67	.568	4	894	5
Will Hudgens	62	33	.532	2	413	3
TOTALS	239	135	.565	7	1560	9

RECEIVING	REC	YDS.	AVG.	TD	LONG
Ryan Scott	37	577	15.6	3	66
Earnest Williams	17	131	7.7	0	42
TOTALS	135	1560	11.6	9	66

FIELD GOALS	MADE-ATT.	PCT.	LONG
Stephen Gostkowski	22-25	.880	53
TOTALS	22-25	.880	53

PUNTING	NO.	YARDS	AVG.	IN 20	LONG
Michael Gibson	59	2632	44.6	13	70
TOTALS	63	2788	44.3	15	70

TACKLES	SOLOS	AST	TOTAL
Tim Goodwell	51	51	102
Carlton Baker	44	44	88
Wesley Smith	48	34	82
TOTALS	481	346	827

INTERCEPTIONS	NO.	YDS.	AVG.	TD
Brandon McDonald	3	75	25.0	0
TOTALS	12	148	12.3	0

Great Game in Tiger History

Memphis - Nov. 9, 1996 (vs. Tennessee)

The Tigers pulled off a program first on this sunny afternoon at a sold-out Liberty Bowl Memorial Stadium. Memphis rallied for a 21-17 victory over sixth-ranked Tennessee, giving the program its first win in 16 tries against the in-state foe. Qadry Anderson connected on a game-winning touchdown pass to Chris Powers, capping a 12-play, 70-yard drive in the waning moments that lifted the Tigers to the monumental win. Earlier in the game, kick returner Kevin Cobb raced 95 yards on an acrobatic return that later earned the ESPY for College Football Play of the Year.

MEMPHIS

2006 DEPTH CHART

(Returning Starters in Bold)

LETTERMEN

Returning/Lost: 57/16

STARTERS

Offensive Returning/Lost: 8/3

Defensive Returning/Lost: 6/5

Special Teams Returning/Lost: 2/2

OFFENSE

WR-X **Ryan Scott**, Maurice Jones
 WR-H **Earnest Williams**, Michael Grandberry
 LT **Willie Henderson**, Aaron Bentley
 LG Jared McGowan, Michael Denning
 C **Stephen Schuh**, Phillip Bellis
 RG **Blake Butler, Andy Smith**
 RT Abraham Holloway, **Brandon Pearce**
 TE Brett Russell, Stacy Jones
 WR-Y Taz Knockum, Brandon Feagans
 WR-Z Mario Pratcher, **Carlton Robinzine**
 QB Martin Hankins, Patrick Byrne, Billy Barefield
 RB Joseph Doss, Jamarcus Gaither, T.J. Pitts

DEFENSE

LT Corey Mills, Greg Terrell
 NG Van Houston, Brandon Douglas
 RT Rubio Phillips, Jada Brown
 OLB Greg Hinds, Jeremy Rockette
 MLB Heath Grant, Michael Spurlock
 OLB Quinton McCrary, **Mike Snyder**, Greg Jackson
 RCS **Rod Smith**, Jake Kasser
 CB **Brandon McDonald**, Jermalne Chambers
 LCS Derek Clenin, Sam Brewer, Tyler Griffin
 FS **Wesley Smith**, Brandon Patterson
 CB **Jamaal Rufus, Dustin Lopez**, LaKeitharun Ford

SPECIALISTS

K Trey Adams, Kittrell Smith
 P **Michael Gibson**
 KR **Joseph Doss**, Earnest Williams, Michael Grandberry
 PR Brandon McDonald

KEY LOSSES

WR/QB Maurice Avery
 LB Carlton Baker
 LB Tim Goodwell
 K Stephen Gostkowski
 LT Andrew Handy
 DT LaVale Washington
 RB DeAngelo Williams



Michael Gibson

2006 SPRING SIGNEES

Name	Pos	Ht	Wt	Yr.	Hometown/HS, JC or College
Winston Bowens	LB	6-0	250	Fr.	College Park, Ga./North Clayton
Charlie Bryant	TE	6-6	260	Fr.	Collierville, Tenn./First Assembly Christian School
Duke Calhoun	WR	6-4	185	Fr.	Memphis, Tenn./Raleigh-Egypt
Jon Cook	DB	6-2	190	Fr.	Olive Branch, Miss./Olive Branch
Curtis Echois	WR	6-3	190	Fr.	Memphis, Tenn./White Station
Corderick Govan	LB	6-2	200	Fr.	Cascilla, Miss./Charleston
Malcolm Jones	DB	6-1	210	Fr.	Andalusia, Ala./Straughn
Lester Lawson	LB	6-2	244	Fr.	Germantown, Tenn./Germantown
Jeremy Longstreet	LB	6-1	200	Fr.	Olive Branch, Miss./Olive Branch
Matt Malouf	QB	6-3	215	Fr.	Oxford, Miss./Oxford
Deven Onarhelm	TE	6-6	240	Fr.	Alabaster, Ala./Thompson
Matt Reagan	K	6-1	210	Fr.	Knoxville, Tenn./Bearden
Dominik Riley	OL	6-4	300	Fr.	Montgomery, Ala./Carver Senior
Will Truitt	OL	6-5	290	Fr.	Germantown, Tenn./Briarcrest Christian
Josh Weaver	DE	6-3	210	Fr.	Marietta, Ga./Marietta
Turner West	DB	6-3	185	Fr.	Germantown, Tenn./Briarcrest Christian
Bryan Wright	DB	6-1	180	Fr.	Miami, Fla./Northwestern



MEMPHIS

2006 ROSTER


No	Name	Pos	Ht	Wt	Yr	Exp	Hometown/HS, JC or College	No	Name	Pos	Ht	Wt	Yr	Exp	Hometown/HS, JC or College
91	Trey Adams	K	5-9	175	So.	1L	Memphis, Tenn./Evangelical Christian	16	Deante Lamar	DB	5-10	183	Fr.	RS	Atlanta, Ga./Lithonia
49	Walter Andrews	ATH	6-4	231	Fr.	TR	Germantown, Tenn./Germantown/Arkansas	26	Dustin Lopez	DB	5-10	192	Sr.	2L	Hopkinsville, Ky./West Minnesota JC
11	Billy Barefield	QB	5-10	175	So.	1L	Shreveport, La./Evangelical Christian Academy	9	Antonio McCoy	WR	6-0	179	So.	1L	Starkville, Miss./Starkville
24	Miguel Barnes	RB	5-11	190	Fr.	RS	Millington, Tenn./Millington	30	Quinton McCrary	OLB	6-2	232	Jr.	2L	Columbus, Miss./Columbus
42	Chris Barnett	RB	6-0	189	Jr.	1L	Southaven, Miss./NE Miss. CC	8	Brandon McDonald	DB	5-11	180	Sr.	1L	Collins, Miss./Jones County CC
93	Philip Bellies	OG	6-4	270	So.	1L	Memphis, Tenn./Christian Brothers	53	Clinton McDonald	DL	6-3	240	So.	1L	Jacksonville, Ark./Jacksonville
90	Arron Bentley	OL	6-3	290	Jr.	2L	Trumann, Ark./Trumann	74	Jared McGowan	OG	6-4	308	Sr.	1L	Walls, Miss./Kentucky
23	Sam Brewer	DB	6-1	202	Sr.	3L	Colleyville, Texas/Heritage	41	Corey Mills	DL	6-4	260	So.	TR	Memphis, Tenn./Christian Brothers
96	Jada Brown	DL	6-2	260	Fr.	RS	College Park, Ga./Banneker	44	TiQuintin Morrell	OLB	6-2	222	So.	1L	Atlanta, Ga./Douglass
95	Joe Burgan	DS	6-1	260	Fr.	RS	Germantown, Tenn./Germantown	82	Shelton Oliver	WR	5-7	156	So.	1L	Memphis, Tenn./East
63	Blake Butler	OL	6-3	287	Sr.	3L	Cleveland, Ohio/Cuyahoga Valley	2	Brandon Patterson	FS	6-1	180	So.	1L	Germantown, Tenn./Germantown
19	Patrick Byrne	QB/K	6-3	213	Sr.	3L	Brewton, Ala./T.R. Miller	71	Brandon Pearce	OT	6-6	270	So.	1L	Memphis, Tenn./Christian Brothers
6	Jermaine Chambers	DB	6-0	207	Sr.	3L	Memphis, Tenn./Trezevant	99	Rubio Phillips	DE	6-2	262	Sr.	1L	Kosciusko, Miss./Holmes CC
98	Rusty Clayton	DS	6-2	232	Sr.	3L	Sumrall, Miss./Oak Grove	3	T.J. Pitts	RB	5-10	190	Fr.	RS	Gainesville, Ga./North Hall
21	Derek Clienin	DB	5-9	193	Sr.	3L	Memphis, Tenn./MUS	17	Javar Pollard	DB	6-0	212	Sr.	3L	Batesville, Miss./South Panola
70	Michael Denning	OT	6-4	270	Jr.	1L	Southaven, Miss./NW Miss. CC	84	Mario Pratcher	WR	6-4	220	Sr.	2L	Memphis, Tenn./Trezevant
5	Joseph Doss	RB	5-9	193	Jr.	2L	Memphis, Tenn./Melrose	61	Clay Presley	OL	6-0	275	Fr.	RS	Memphis, Tenn./Harding Academy
60	Brandon Douglas	NG	6-3	291	So.	1L	Brownsville, Tenn./Haywood County	25	Jeremy Rockette	LB	6-3	200	Fr.	RS	Olive Branch, Miss./Olive Branch
79	Paul Edwards	OL	6-6	305	Fr.	RS	McKenzie, Tenn./McKenzie	87	Carillon Robinzine	WR	6-3	202	So.	1L	Memphis, Tenn./Bolton
56	Eric Evans	OL	6-4	300	Fr.	RS	Lepanto, Ark./East Poinsett Co	31	Jamaal Rufus	DB	6-3	207	Sr.	3L	Memphis, Tenn./Frayser
42	Brandon Farrar	DE	6-4	253	Sr.	2L	St. Francisville, La./Southwest Mississippi CC	85	Brett Russell	TE	6-3	233	So.	1L	Memphis, Tenn./Christian Brothers
86	Brandon Feagans	WR	5-9	180	So.	1L	Rogers, Ark./Rogers	66	Stephen Schuh	C	6-1	288	Sr.	3L	Germantown, Tenn./Germantown
18	LaKeitharun Ford	DB	5-9	170	Jr.	RS	Rosedale, Miss./W. Bolivar	83	Ryan Scott	WR	6-4	207	Sr.	3L	Jackson, Tenn./Central-Merry
33	Jamarcus Gaither	RB	5-10	198	Jr.	2L	Memphis, Tenn./Frayser	89	Carlos Singleton	WR	6-8	195	Fr.	RS	Brownsville, Tenn./Haywood
13	Devin Gardner	TE	6-4	230	So.	SQ	Marion, Ark./West Memphis Christian	58	Brandon Slaughter	OLB	5-11	222	So.	SQ	Memphis, Tenn./Central
34	Michael Gibson	P	6-2	210	Sr.	1L	Tupelo, Miss./Mooreville/Itawamba CC	69	Andy Smith	OG	6-4	307	Jr.	2L	Fayetteville, Ga./Starr's Mill
23	Lucian Godwin	WR	6-0	178	Fr.	RS	Cordova, Tenn./St. Benedict	93	Kittrell Smith	K	5-8	165	So.	SQ	Lafayette, Tenn./Macon County
27	Michael Grandberry	WR	5-10	162	So.	1L	Covington, Tenn./Covington	36	Rod Smith	DB	6-1	215	Jr.	2L	Milan, Tenn./Milan
37	Heath Grant	ILB	6-1	225	Jr.	2L	Starkville, Miss./Starkville	45	Wesley Smith	FS	6-3	195	Sr.	3L	Oxford, Miss./Lafayette County
88	Willie Green	KR	5-11	180	Sr.	SQ	Augusta, Ga./Butler	55	Mike Snyder	OLB	6-2	234	Sr.	3L	New Orleans, La./John T. Curtis
33	Tyler Griffin	DB	5-11	192	So.	1L	Nashville, Tenn./Brentwood Academy	15	Michael Spurlock	ILB	6-1	222	Sr.	3L	Germantown, Tenn./Houston
29	Brian Hall	WR	5-11	181	Fr.	RS	Collierville, Tenn./Collierville	91	Michael Stackens	DE	6-3	265	So.	SQ	Seimer, Tenn./McNairy Central
13	Martin Hankins	QB	6-2	205	Jr.	TR	Hattiesburg, Miss./Hattiesburg/SLU	86	Alton Starr	WR	6-0	185	Fr.	RS	Decatur, Ga./McNair
54	Willie Henderson	OT	6-7	335	Sr.	3L	Memphis, Tenn./Ridgeway	81	Brandon Stewart	WR	5-5	157	Jr.	2L	Jackson, Tenn./Central-Merry
4	Greg Hinds	OLB	6-1	233	Jr.	2L	Southaven, Miss./Southaven	94	Greg Terrell	DL	6-4	215	Fr.	RS	Birmingham, Ala./Wenonah
65	Abraham Holloway	OG	6-4	301	Jr.	2L	Prentiss, Miss./Prentiss	82	Dave Thomas III	ATH	5-11	180	Fr.	RS	Murfreesboro, Tenn./Riverdale
92	Van Houston	DE	6-6	280	Sr.	1L	Okolona, Miss./Itawamba CC	28	Donald Thornton	LB	6-3	218	Jr.	RS	Memphis, Tenn./NE Miss. CC
7	Will Hudgens	QB	6-4	223	So.	1L	Memphis, Tenn./Ridgeway	15	Brett Toney	QB	6-1	184	Fr.	RS	Germantown, Tenn./Briarcrest Christian
48	Chris Huffman	DB	6-3	190	Fr.	RS	Montgomery, Ala./Jefferson Davis	73	Kenneth Turner	OL	6-3	280	Fr.	RS	Marrero, La./Higgins
88	Brandon Hunt	WR	6-2	207	Sr.	1L	Southaven, Miss./NW Miss. CC	24	Blake Whiddon	ILB	6-2	220	Sr.	1L	Cordova, Tenn./Cordova
52	Carson Hunter	OLB	5-10	232	Sr.	2L	Collierville, Tenn./Collierville	14	Earnest Williams	WR	6-0	186	So.	1L	Bells, Tenn./Mississippi Delta CC
59	Greg Jackson	LB	6-2	195	So.	1L	Marietta, Ga./Marietta	62	Ryan Williams	NG	6-2	278	So.	1L	Memphis, Tenn./Christian Brothers
80	Maurice Jones	WR	6-2	214	So.	1L	Memphis, Tenn./White Station								
35	Stacy Jones	TE/FB	6-2	240	Fr.	RS	Columbus, Miss./Columbus								
47	Jake Kasser	DB	5-10	195	Jr.	2L	Germantown, Tenn./Germantown								
38	Bernard Key	DB	5-11	175	Fr.	RS	Montgomery, Ala./Sidney Lanier								
12	Taz Knockum	WR	6-2	210	Jr.	2L	Baton Rouge, La./Catholic								



Ryan Scott



Joseph Doss



Blake Butler



Brandon McDonald

MEMPHIS

YEAR	COACH	OVERALL	C-USA	BOWL
2005	Tommy West	7-5-0	5-3	Motor City
2004	Tommy West	8-4-0	5-3	GMAC
2003	Tommy West	9-4-0	5-3	New Orleans
2002	Tommy West	3-9-0	2-6	
2001	Tommy West	5-6-0	3-4	
2000	Rip Scherer	4-7-0	2-5	
1999	Rip Scherer	5-6-0	4-2	
1998	Rip Scherer	2-9-0	1-5	
1997	Rip Scherer	4-7-0	2-3	
1996	Rip Scherer	4-7-0	2-4	
1995	Rip Scherer	3-8-0		
1994	Chuck Stobart	6-5-0		
1993	Chuck Stobart	6-5-0		
1992	Chuck Stobart	6-5-0		
1991	Chuck Stobart	5-6-0		
1990	Chuck Stobart	4-6-1		
1989	Chuck Stobart	2-9-0		
1988	Charlie Bailey	6-5-0		
1987	Charlie Bailey	5-5-1		
1986	Charlie Bailey	1-10-0		
1985	Rey Dempsey	2-7-2		
1984	Rey Dempsey	5-5-1		
1983	Rex Dockery	6-4-1		
1982	Rex Dockery	1-10-0		
1981	Rex Dockery	1-10-0		
1980	R. Williamson	2-9-0		
1979	R. Williamson	5-6-0		
1978	R. Williamson	4-7-0		
1977	R. Williamson	6-5-0		
1976	R. Williamson	7-4-0		
1975	R. Williamson	7-4-0		
1974	Fred Pancoast	7-4-0		
1973	Fred Pancoast	8-3-0		
1972	Fred Pancoast	5-5-1		
1971	Billy J. Murphy	5-6-0		Pasadena
1970	Billy J. Murphy	6-4-0		
1969	Billy J. Murphy	8-2-0		
1968	Billy J. Murphy	6-4-0		
1967	Billy J. Murphy	6-3-0		
1966	Billy J. Murphy	7-2-0		
1965	Billy J. Murphy	5-5-0		
1964	Billy J. Murphy	5-4-0		
1963	Billy J. Murphy	9-0-1		
1962	Billy J. Murphy	8-1-0		
1961	Billy J. Murphy	8-2-0		
1960	Billy J. Murphy	8-2-0		
1959	Billy J. Murphy	6-4-0		
1958	Billy J. Murphy	4-5-0		
1957	Ralph Hatley	6-4-0		

YEAR	COACH	OVERALL	C-USA	BOWL
1956	Ralph Hatley	5-4-1		Burley
1955	Ralph Hatley	2-7-0		
1954	Ralph Hatley	3-4-3		
1953	Ralph Hatley	6-4-0		
1952	Ralph Hatley	2-7-0		
1951	Ralph Hatley	5-3-0		
1950	Ralph Hatley	9-2-0		
1949	Ralph Hatley	9-1-0		
1948	Ralph Hatley	6-5-0		
1947	Ralph Hatley	6-2-1		
1942	Charlie Jamerson	2-7-0		
1941	C.C. Humphreys	6-3-0		
1940	C.C. Humphreys	5-5-0		
1939	C.C. Humphreys	3-7-0		
1938	Allyn McKeen	10-0-0		
1937	Allyn McKeen	3-6-0		
1936	Zach Curlin	0-9-0		
1935	Zach Curlin	1-6-1		
1934	Zach Curlin	3-3-2		
1933	Zach Curlin	7-1-1		
1932	Zach Curlin	4-5-0		
1931	Zach Curlin	2-5-2		
1930	Zach Curlin	6-3-1		
1929	Zach Curlin	8-0-2		
1928	Zach Curlin	5-3-2		
1927	Zach Curlin	5-3-1		
1926	Zach Curlin	1-8-0		
1925	Zach Curlin	0-7-1		
1924	Zach Curlin	1-7-1		
1923	Lester Barnard	6-3-0		
1922	Lester Barnard	5-2-3		
1921	Rollin Wilson	4-5-1		
1920	Elmore George	0-5-0		
1919	V.M. Campbell	3-4-0		
1918	John Childerson	2-4-0		
1917	V.M. Campbell	3-2-0		
1916	Tom Shea	2-3-1		
1915	Clyde Wilson	4-3-0		
1914	Clyde Wilson	3-5-0		
1913	Clyde Wilson	1-2-0		
1912	Clyde Wilson	1-2-1		

BOWL RESULTS (4-1)

Bowl	Opponent	Result	Year
Motor City	Akron	W, 38-31	2005
GMAC	Bowling Green	L, 35-52	2004
New Orleans	North Texas	W, 27-17	2003
Pasadena	San Jose State	W, 28-9	1971
Burley	East Tennessee St.	W, 32-12	1956

RICE

QUICK FACTS

Location: Houston, Texas
 Founded: 1891
 Enrollment: 4,785
 Nickname: Owls
 Colors: Blue and Gray
 Stadium: Rice Stadium (70,000)
 Field Surface: FieldTurf
 President: David W. Leebron
 AD: Chris Del Conte
 FAR: Dr. James Castañeda
 SWA: Chris Huston
 Head Coach: Todd Graham



Rice Stadium (70,000)

SPORTS INFORMATION

SID: Bill Cousins
 Office: 713/348-4034
 Home: 281/363-1456
 Fax: 713/348-6019
 E-mail: bcuz@rice.edu
 Website: www.RiceOwls.com
 Press Box Phone: 713/527-0250



David W. Leebron
President



Chris Del Conte
Athletic Director



Chris Huston
SWA



Bill Cousins
Football SID



Todd Graham
Head Coach



FOOTBALL FACTS

Basic Offense:	Spread
Basic Defense:	3-3-5
Lettermen Returning/Lost:	47/18
Starters Returning:	
Offense	9
Defense	6
Specialists	3
2005 Record:	1-10
Postseason:	None
All-Time Record:	405-514-32 (443)
Bowl Appearances:	7
Bowl Record:	4-3-0
Last Appearance:	1961, Bluebonnet

Owls

RICE

2006 SCHEDULE

S2	HOUSTON (CSTV)
S9	at UCLA
S16	TEXAS - Reliant Stadium (ESPN)
S23	at Florida State
S30	at Army (ESPN Classic/ESPNU)
O7	at Tulane
O14	UAB
O21	at UCF
N4	at UTEP
N11	at Tulsa
N18	EAST CAROLINA
N25	SMU

All times are Central and subject to change
 Conference games in bold.

2005 RESULTS

8:00p	S10	at UCLA	L	21-63	0-1
TBA	S17	at Texas	L	10-51	0-2
5:00p	O1	at UAB	L	26-45	0-3
TBA	O8	at East Carolina	L	28-41	0-4
TBA	O15	TULSA	L	21-41	0-5
1:00p	O22	NAVY	L	9-41	0-6
5:00p	O29	UTEP	L	31-38	0-7
3:00p	N5	at SMU	L	7-27	0-8
8:00p	N12	TULANE	W	42-34	1-8
2:00p	N19	UCF	L	28-31	1-9
2:00p	N19	at Houston	L	18-35	1-10

HEAD COACH TODD GRAHAM

Hometown: Mesquite, Texas
 Alma Mater: East Central University '87
 Birthdate: December 5, 1964

COACHING EXPERIENCE

2006-	Rice	First Season
2003-2005	Tulsa	Assistant Head Coach/Defensive Coord./Secondary
2001-2002	West Virginia	Co-Defensive Coord./Linebackers
1995-2000	Allen (Texas) H.S.	Head Coach/Athletic Director
1994	Albert (Okla.) H.S.	Head Coach
1991-93	East Central University	Defensive Coordinator
1988-90	Mesquite Poteet (Texas) H.S.	Assistant Coach

Career Record: First Season

COACHING STAFF

Associate Head Coach/Defensive Coordinator/Linebackers: Paul Randolph (UT-Martin, '90)
 Assistant Head Coach/Offense and Running Backs: John Pearce (Texas A&M-Commerce '70)
 Offensive Coordinator/Quarterbacks: Major Applewhite (Texas '02)
 Special Teams Coordinator/Defensive Line: Danny Phillips (Central Oklahoma '93)
 Wide Receivers/Passing Game Coordinator: David Beaty (Lindenwood '93)
 Offensive Line/Running Game Coordinator: Todd Dilbeck (Central Oklahoma '83)
 Safeties/Recruiting Coordinator: Jess Loepp (Central Oklahoma '00)
 Tight Ends: Dean Jackson (Wichita State '81)
 Cornerbacks/Assistant Recruiting Coordinator: Jason Jones (Alabama '01)
 Assistant A.D./Football Operations: Mike Vaught (Arkansas Tech '83)

FOOTBALL OFFICE

Phone: 713/348-6900 Fax: 713/348-5298



KEY DATES

Players Report: August 6

Media Day: August 7

Fall Classes Begin: August 28



RICE

NOTING THE OWLS

- ★ **Todd Graham** was named Rice's 17th head football coach on Jan. 1, 2006, succeeding Ken Hatfield. Graham was previously the defensive coordinator for 2005 C-USA champion Tulsa.
- ★ Senior DB **Andray Downs** will carry a streak of 28 consecutive starts into the 2006 season. He has recorded 190 career tackles, including 137 solo stops. Downs also has 37 career kickoff returns for 789 yards. The 37 returns are the seventh-highest total in Rice history.
- ★ Senior P **Jared Scruggs** enters the 2006 season with a 42.6 yards average, the best in school history. Last season, he averaged 42.8 yards on 48 punts, the third-highest average in C-USA and 20th in the nation.
- ★ Rice's new offensive coordinator, **Major Applewhite**, is the youngest coordinator in the nation at age 27. The former Texas quarterback holds almost all of the Longhorns' career passing records. He was formerly the QB coach at Syracuse.
- ★ **Jarett Dillard**, a sophomore wide receiver, had 35 pass receptions for the run-oriented Owls in 2005. Those 35 catches were the most by a Rice player since 1993.
- ★ **Quinton Smith**, a second-team all-conference selection in 2005, averaged 6.4 yards on 140 rushing attempts last season. That average equals the fourth-best season mark in Rice history, and his 6.5 career average trails only Rice All-America Dicky Maegle (6.6 in 1952-54).

2005 TEAM STATISTICS

CATEGORY	RICE	OPPONENTS
First Downs	225	231
Rushes-Yards	600-2576	432-2332
Rushing Yards/Game	234.2	212.0
Passes Att./Comp./Int.	210-89-12	290-190-6
Completion Pct.	.424	.655
Passing Yards	1136	2668
Passing Yards/Game	103.3	242.5
Total Off. Plays/Yds	810-3712	722-5000
Total Offense/Game	337.5	454.5
Punts-Average	49-42.0	41-39.2
Punt Returns-Avg.	22-5.5	23-13.0
Kickoff Returns-Avg.	44-18.8	35-24.5
Interceptions-Yards	6-102	12-91
Fumbles-Lost	34-16	11-5
Penalties-Yards	54-486	91-860
3rd Down Conversions	63-168	65-138
3rd Down Conversion Percentage	.335	.471
4th Down Conversions	20-35	5-8
4th Down Conversion Percentage	.571	.625
Sacks By-Yards	12-62	21-140
Avg. Time of Possession	31:26	28:34

2005 INDIVIDUAL LEADERS

RUSHING	ATT.	YDS.	AVG.	TD	LONG
Quinton Smith	140	902	6.4	5	58
Joel Armstrong	149	555	3.7	6	36
John Wall	109	538	4.9	7	75
TOTALS	600	2576	4.3	22	75

PASSING	ATT.	COMP	PCT.	INT	YARDS	TD
Chase Clement	124	53	.427	6	582	5
Joel Armstrong	85	36	.424	6	554	4
TOTALS	210	89	.424	12	1136	9

RECEIVING	REC	YDS.	AVG.	TD	LONG
Jarrett Dillard	35	524	15.0	5	51
Tommy Henderson	22	189	8.6	0	13
TOTALS	89	1136	12.8	9	80

FIELD GOALS	MADE-ATT.	PCT.	LONG
Brennan Landry	4-7	.571	43
TOTALS	6-10	.600	53

PUNTING	NO.	YARDS	AVG.	LONG
Jared Scruggs	48	2056	42.8	57
TOTALS	49	2056	42.0	57

TACKLES	SOLOS	AST	TOTAL
John Syptak	42	30	72
Adam Herrin	50	20	70
Andray Downs	45	13	58
TOTALS	427	388	815

INTERCEPTIONS	NO.	YDS.	AVG.	TD
Ja'Corey Shepherd	2	0	0.0	0
TOTALS	6	102	17.0	1

Great Game in Owl History

Rice - Jan. 1, 1954 (Cotton Bowl vs. Alabama)

Rice opened its postseason history with four-consecutive wins, but none were stranger than the 1958 Cotton Bowl that the Owls went on to win, 28-6, over Alabama. In the most famous play in Rice football history, Alabama's Tommy Lewis jumped off the Crimson Tide sideline to tackle Dicky Maegle on the Alabama 40-yard line, stopping him on what would have been an easy touchdown. Maegle was awarded the last 40 yards, making his 95-yard touchdown run the longest in Rice and Cotton Bowl annals. The 95-yard scoring run was one of three on the day for Maegle, who finished with 265 yards rushing on just 11 carries.

RICE

2006 DEPTH CHART

(Returning Starters in Bold)

LETTERMEN

Returning/Lost: 47/18

STARTERS

Offensive Returning/Lost: 9/2

Defensive Returning/Lost: 6/5

Special Teams Returning/Lost: 3/2

OFFENSE

- WR-X **Jarrett Dillard**, Dustin Hufsey
- WR-Z Gary Anderson, John Welch
- LT Lute Barber, Preston Thompson
- LG **Robby Heos**, James Miller, Chris Ptaszek
- C **Austin Wilkinson**, David Perkins, Scott Austin
- RG **David Berken**, Robby Hamilton, Charles Wiebusch
- RT **Rolf Krueger**, Chance Talbert
- TE **Will Moss**, Scott Austin
- QB Chase Clement, John Shepard
- FB Trey Hopson, John Wall
- TB **Quinton Smith**, Blo Blaye-Benibo, C.J. Ugokwe
- IR-R **Tommy Henderson**, Jeremy Goodson, Ahmad Sweeny
- IR-F **Joel Armstrong**, Mike Falco, Marcus Knox

DEFENSE


- DE Jonathan Cary, Victor Brooks
- SPUR Carl Taylor, Justin Abt
- NG George Chukwu, **William Wood**, **Dejaun Cooper**
- DE Courtney Gordon, Dietrich Davis
- SLB Marcus Rucker, Jared Gilbert
- MLB Vernon James, Lance Luedeker, Omeke Alikor
- WLB Brian Raines, Casey Marchbanks
- CB **Ja'Corey Shepard**, Lance Byrd
- BAN **Chad Price**, Bencil Smith
- FS **Andray Downs**, Dash Patel, Aubrey White
- CB **Brandon King**, Jon Turner

SPECIALISTS

- PK Luke Juist, Jared Scruggs
- P **Jared Scruggs**, Luke Juist
- KR **Andray Downs**, Marcus Knox
- PR **Brandon King**, Mike Falco

KEY LOSSES

- LG Cory Laxen
- FB Andrew Cates
- DE John Syptak
- LB Buck Casson
- LB Matt Ginn
- K Brennan Landry



Jarrett Dillard

2006 SPRING SIGNEES


Name	Pos	Ht	Wt	Yr.	Hometown/HS, JC or College
Joseph Agnew	DB	6-0	190	Fr.	Southlake, Texas/Carroll
Max Anyiam	DB	6-1	195	Fr.	Garland, Texas/North Garland
Pierre Beasley	QB	6-4	212	Fr.	Houston, Texas/Spring Westfield
Robert Calhoun	RB/LB	6-1	212	Fr.	Duncanville, Texas/Duncanville
Toren Dixon	WR	6-3	200	Fr.	Baton Rouge, La./Redemptorist
Evan Fentriss	WR	6-0	185	Fr.	Southlake, Texas/Carroll
Willie Garley	LB	5-11	175	Fr.	Victoria, Texas/Memorial
Terrance Garmon	DB	6-1	205	Fr.	Tyler, Texas/John Tyler
Dale Lloyd	DB	5-10	185	Fr.	Houston, Texas/Lamar
Brandon Long	DS	6-1	218	Fr.	Deer Park, Texas/Deer Park
Drew Mehringer	QB	6-1	200	Fr.	Mansfield, Texas/Mansfield
Kasey Nobles	TE	6-2	210	Fr.	Lake Butler, Fla./Union County
Andrew Novak	WR	6-3	200	Fr.	Ennis, Texas/Ennis
Patrick Randolph	DB	5-11	160	Fr.	Tuscaloosa, Ala./Paul W. Bryant
Andrew Sendejo	DB	6-1	195	Fr.	Canyon Lake, Texas/Smithson Valley
Will Shoppa	LB	6-2	210	Fr.	Fort Worth, Texas/All Saints Episcopal
Corbin Smiter	WR	6-2	200	Fr.	Southlake, Texas/Carroll
Taylor Wardlow	TE	6-6	210	Fr.	Grapevine, Texas/Grapevine



RICE

2006 ROSTER

No	Name	Pos	Ht	Wt	Yr	Exp	Hometown/HS, JC or College	No	Name	Pos	Ht	Wt	Yr	Exp	Hometown/HS, JC or College
14	Justin Abt	DB	6-0	205	Jr	2L	San Antonio, Texas/Clark	15	Brandon King	DB	5-9	170	So	1L	Moss Point, Miss./Moss Point
5	Omeke Alikor	LB	6-0	215	Sr.	3L	Tulsa, Okla./Booker T. Washington	27	Marcus Knox	RB	5-10	190	Fr.	SQ	Humble, Texas/Bellaire Episcopal
1	Gary Anderson Jr.	WR	5-11	170	Jr.	1L	Little Rock, Ark./Pulaski Robinson	50	Rolf Krueger	OL	6-3	290	Sr.	3L	Sealy, Texas/Sealy
13	Joel Armstrong	QB/WR	5-11	185	Jr.	2L	Longview, Texas/Longview	28	Lance Luedeker	LB	6-0	220	Jr.	2L	Waco, Texas/China Spring
61	Scott Austin	OL/TE	6-3	260	Jr.	1L	Tyler, Texas/Lee	11	Casey Marchbanks	DB	6-0	180	Fr	SQ	Austin, Texas/S.F. Austin
68	Lute Barber	OL	6-7	280	Jr.	1L	Lubbock, Texas/Coronado	55	Travis Mason	DL	6-3	255	Fr	SQ	Oklahoma City, Okla./Casady
70	Jose Barcenas	OL	6-3	285	Fr	SQ	Galena Park, Texas/Galena Park	60	Jimmy Miller	OL	6-4	310	So	1L	Richmond, Texas/ Fort Bend Austin
75	Logan Beck	OL	6-4	255	Fr	SQ	Houston, Texas/Bellaire	91	Todd Mohr	DL	6-2	255	So.	SQ	Houston, Texas/Cypress Creek
63	David Berken	OL	6-3	260	So.	1L	Lake Arthur, La./Crowley Notre Dame	88	Will Moss	TE	6-4	235	So.	1L	Bonham, Texas/Bonham
10	Blo Bilaye-Benbo	RB	6-0	195	Jr.	1L	Corpus Christi, Texas/Calallen	54	Scott Nimmons	OL	6-2	250	Fr.	SQ	Houston, Texas/Clear Lake
39	Derek Bingham	DB	6-2	220	Jr.	SQ	Orange, Texas/Little Cypress- Mauriceville	52	David Perkins	OL	6-3	275	Jr.	2L	Seabrook, Texas/Clear Lake
90	Victor Brooks	DL	6-5	250	Fr.	SQ	Portland, Texas/Gregory-Portland	21	Chad Price	DB	6-0	195	Sr.	3L	Bay City, Texas/Bay City
8	Lance Byrd	DB	5-11	185	Sr	3L	Madisonville, Texas/Madisonville	74	Chris Ptaszek	OL	6-3	295	So.	1L	Houston, Texas/Tomball
58	Jonathan Cary	DL	6-3	285	Jr	1L	Palestine, Texas/Palestine	31	Brian Raines	LB	5-11	193	So.	1L	Missouri City, Texas/ Fort Bend Willowridge
99	George Chukwu	DL	6-1	305	Jr	2L	Houston, Texas/Fort Bend Bush	4	Marcus Rucker	LB	6-0	200	Sr.	3L	Magnolia, Ark./Magnolia
64	Drew Clardy	DS	6-6	270	Sr	3L	Moss Point, Miss./Moss Point	85	Jared Scruggs	P	6-3	190	Sr.	3L	Hutto, Texas/Hutto
16	Chase Clement	QB	6-1	180	So.	1L	Alamo Heights, Texas/Alamo Heights	9	Ja'Corey Shepherd	DB	5-10	175	So.	1L	Lufkin, Texas/Lufkin
92	Delaun Cooper	DL	6-2	280	Sr.	3L	Sugar Land, Texas/Kempner	17	John Shepherd	QB	6-1	180	Fr.	SQ	El Dorado, Ark./El Dorado
46	Ryan Craig	LB	5-11	190	Fr.	SQ	Houston, Texas/Stratford	20	Bencil Smith	DB	5-11	176	So	1L	Houston, Texas/Lamar
95	Dietrich Davis	DE	6-4	225	So	1L	Brackettville, Texas/Brackettville	44	Quinton Smith	RB	5-11	195	Sr.	2L	Cedar Park, Texas/Cedar Park
81	Jarett Dillard	WR	5-11	160	So	1L	San Antonio, Texas/Sam Houston	19	Ahmad Sweeney	WR	5-10	160	Fr	SQ	Missouri City, Texas/ Fort Bend Hightower
24	Chris Douglas	RB	5-9	175	Fr.	SQ	Fort Worth, Texas/All Saints Episcopal	56	Chance Talbert	OL	6-6	250	Fr	SQ	Hurst, Texas/Arlington Oakridge
2	Andray Downs	DB	5-9	185	Sr.	3L	Garland, Texas/Rowlett	29	Carl Taylor	DB	6-2	185	So.	1L	Dallas, Texas/Carter
22	Mike Falco	RB	5-9	210	Sr.	3L	Scottsdale, Ariz./Horizon	18	Tristan Thomas	DB	5-11	185	Fr.	SQ	Fayetteville, Ark./Fayetteville
40	Jared Gilbert	LB	5-11	225	Jr.	2L	Alpharetta, Ga./Chattahoochee	67	Preston Thompson	OL	6-6	260	Fr.	SQ	El Paso, Texas/Coronado
18	Jeremy Goodson	QB	5-8	160	Fr.	SQ	Houston, Texas/Lamar Consolidated	23	Jon Turner	DB	5-9	180	Jr	2L	Plano, Texas/Plano West
98	Courtney Gordon	DL	6-3	255	Sr.	3L	Gladewater, Texas/Gladewater	45	C.J. Ugokwe	RB	5-10	200	Fr.	SQ	Plano, Texas/Plano East
57	Robby Hamilton	OL	6-2	260	So	1L	Sugar Land, Texas/Fort Bend Hightower	33	John Wall	RB	5-9	200	Jr.	1L	Dallas, Texas/Jesuit Prep
26	Bubba Heard	DB	5-11	185	Jr.	1L	Sinton, Texas/Sinton	82	John Welch	WR	6-2	183	Fr.	SQ	Gautier, Miss./Gautier
7	Tommy Henderson	RB	5-11	175	So.	1L	Wichita Falls, Texas/Wichita Falls	38	Aubrey White	DB	6-1	190	Jr.	2L	Thorndale, Texas/Thorndale
72	Robby Heos	OL	6-3	295	Jr.	2L	Pearland, Texas/Pearland	79	Charlie Wiebusch	OL	6-2	310	Fr.	SQ	McAllen, Texas/Sharyland
32	Trey Hopson	RB	5-9	225	Fr	SQ	Pascagoula, Miss./Pascagoula	73	Austin Wilkinson	OL	6-2	265	So.	1L	The Woodlands, Texas/ The Woodlands
37	Dustin Hufsey	DB	5-10	185	Fr	SQ	Weatherford, Texas/Azle	97	William Wood	DL	6-3	290	Sr.	3L	Garrison, Texas/Garrison
36	Vernon James	LB	6-1	210	So.	1L	Houston, Texas/Spring Westfield								
41	Luke Juist	K/P	6-1	190	Jr.	2L	Houston, Texas/Strake Jesuit								




Rolf Krueger



Andray Downs



Mike Falco



Chase Clement

RICE

YEAR COACH OVERALL C-USA BOWL

YEAR	COACH	OVERALL	C-USA	BOWL
2005	Ken Hatfield	1-10-0	1-7	
2004	Ken Hatfield	3-8-0		
2003	Ken Hatfield	5-7-0		
2002	Ken Hatfield	4-7-0		
2001	Ken Hatfield	8-4-0		
2000	Ken Hatfield	3-8-0		
1999	Ken Hatfield	5-6-0		
1998	Ken Hatfield	5-6-0		
1997	Ken Hatfield	7-4-0		
1996	Ken Hatfield	7-4-0		
1995	Ken Hatfield	2-8-1		
1994	Ken Hatfield	5-6-0		
1993	Fred Goldsmith	6-5-0		
1992	Fred Goldsmith	6-5-0		
1991	Fred Goldsmith	4-7-0		
1990	Fred Goldsmith	5-6-0		
1989	Fred Goldsmith	2-8-1		
1988	Jerry Berndt	0-11-0		
1987	Jerry Berndt	2-9-0		
1986	Jerry Berndt	4-7-0		
1985	Watson Brown	3-8-0		
1984	Watson Brown	1-10-0		
1983	Ray Alborn	1-10-0		
1982	Ray Alborn	0-11-0		
1981	Ray Alborn	4-7-0		
1980	Ray Alborn	5-6-0		
1979	Ray Alborn	1-10-0		
1978	Ray Alborn	2-9-0		
1977	Homer Rice	1-10-0		
1976	Homer Rice	3-8-0		
1975	Al Conover	2-9-0		
1974	Al Conover	2-8-1		
1973	Al Conover	5-6-0		
1972	Al Conover	5-5-1		
1971	Bill Peterson	3-7-1		
1970	Bo Hagan	5-5-0		
1969	Bo Hagan	3-7-0		
1968	Bo Hagan	0-9-1		
1967	Bo Hagan	4-6-0		
1966	Jess Neely	2-8-0		
1965	Jess Neely	2-8-0		
1964	Jess Neely	4-5-1		
1963	Jess Neely	6-4-0		
1962	Jess Neely	2-6-2		
1961	Jess Neely	7-4-0		Bluebonnet
1960	Jess Neely	7-4-0		Sugar
1959	Jess Neely	1-7-2		
1958	Jess Neely	5-5-0		
1957	Jess Neely	7-4-0		Cotton
1956	Jess Neely	4-6-0		
1955	Jess Neely	2-7-1		
1954	Jess Neely	7-3-0		
1953	Jess Neely	9-2-0		Cotton
1952	Jess Neely	5-5-0		
1951	Jess Neely	5-5-0		

YEAR COACH OVERALL C-USA BOWL

YEAR	COACH	OVERALL	C-USA	BOWL
1950	Jess Neely	6-4-0		
1949	Jess Neely	10-1-0		Cotton
1948	Jess Neely	5-4-1		
1947	Jess Neely	6-3-1		
1946	Jess Neely	9-2-0		Orange
1945	Jess Neely	5-6-0		
1944	Jess Neely	5-6-0		
1943	Jess Neely	3-7-0		
1942	Jess Neely	7-2-1		
1941	Jess Neely	6-3-1		
1940	Jess Neely	7-3-0		
1939	Jimmy Kitts	1-9-1		
1938	Jimmy Kitts	4-6-0		
1937	Jimmy Kitts	6-3-2		Cotton
1936	Jimmy Kitts	5-7-0		
1935	Jimmy Kitts	8-3-0		
1934	Jimmy Kitts	9-1-1		
1933	Jack Meagher	3-8-0		
1932	Jack Meagher	7-3-0		
1931	Jack Meagher	6-4-0		
1930	Jack Meagher	8-4-0		
1929	Jack Meagher	2-7-0		
1928	Claude Rothgeb	2-7-0		
1927	John W. Heisman	2-6-1		
1926	John W. Heisman	4-4-1		
1925	John W. Heisman	4-4-1		
1924	John W. Heisman	3-5-0		
1923	Phil Arbuckle	3-5-0		
1922	Phil Arbuckle	4-4-0		
1921	Phil Arbuckle	4-4-1		
1920	Phil Arbuckle	4-2-2		
1919	Phil Arbuckle	8-1-0		
1918	John Anderson	1-5-1		
1917	Phil Arbuckle	7-1-0		
1916	Phil Arbuckle	6-1-2		
1915	Phil Arbuckle	5-3-0		
1914	Phil Arbuckle	3-2-3		
1913	Phil Arbuckle	4-0-0		
1912	Phil Arbuckle	3-2-0		

BOWL RESULTS (4-3)

Bowl	Opponent	Result	Year
Bluebonnet	Kansas	L, 7-33	1961
Sugar	Mississippi	L, 6-14	1961
Cotton	Navy	L, 7-20	1958
Cotton	Alabama	W, 28-6	1954
Cotton	North Carolina	W, 27-13	1950
Orange	Tennessee	W, 8-0	1947
Cotton	Colorado	W, 28-14	1938

QUICK FACTS

Location: Dallas, Texas
 Founded: 1911
 Enrollment: 10,038
 Nicknames: Mustangs
 Colors: Red and Blue
 Stadium: Gerald J. Ford Stadium (32,000)
 Field Surface: A-Turf
 President: Dr. R. Gerald Turner
 AD: Steve Orsini
 FAR: C. Paul Rogers III
 SWA: Koni Overstreet
 Head Coach: Phil Bennett



Gerald J. Ford Stadium (32,000)

SPORTS INFORMATION

SID: Brad Sutton
 Office: 214/768-2883
 Home: 214/570-8189
 Fax: 214/768-2044
 E-mail: bsutton@smu.edu
 Website: www.smumustangs.com
 Press Box Phone: 214/768-7730



Phil Bennett
Head Coach

FOOTBALL FACTS

Basic Offense:	Multiple/Spread
Basic Defense:	4-3
Lettermen Returning/Lost:	41/15
Starters Returning:	
Offense	8
Defense	6
Specialists	2
2005 Record:	5-6
Postseason:	None
All-Time Record:	427-442-54 (.492)
Bowl Appearances:	10
Bowl Record:	4-5-1
Last Appearance:	1984, Aloha



Dr. R. Gerald Turner
President



Steve Orsini
Athletic Director



Koni Overstreet
SWA



Brad Sutton
Football SID



SMU

2006 SCHEDULE

S2	at Texas Tech
S9	at North Texas
S16	SAM HOUSTON STATE
S23	ARKANSAS STATE
S30	at Tulane (CSTV)
O7	at UTEP
O14	MARSHALL
O21	at East Carolina
O31 (Tue.)	UAB (ESPN2)
N11	HOUSTON
N18	TULSA
N25	at Rice

All times are Central and subject to change
 Conference games in bold.

2005 RESULTS

6:00p	S3	BAYLOR	L	23-28	0-1
6:00p	S10	TCU	W	21-10	1-1
7:00p	S17	at Texas A&M	L	8-66	1-2
7:00p	S24	TULANE	L	10-31	1-3
8:00p	O1	at Marshall	L	13-16 (OT)	1-4
8:05p	O8	at UAB	W	28-27	2-4
2:00p	O15	EAST CAROLINA	L	17-24	2-5
2:00p	O22	at Tulsa	L	13-20	2-6
6:30p	N5	RICE	W	27-7	3-6
2:00p	N19	at Houston	W	29-24	4-6
2:00p	N26	UTEP	W	40-27	5-6
2:00p					

HEAD COACH PHIL BENNETT

Hometown: Marshall, Texas
 Alma Mater: Texas A&M '78
 Birthdate: December 3, 1955

COACHING EXPERIENCE

2001-	SMU	Head Coach - 11-35-0 (239) - 4 seasons
1999-2001	Kansas State	Defensive Coordinator/Secondary
1998	Oklahoma	Recruiting Coordinator/Secondary
1997	TCU	Defensive Coordinator
1995-96	Texas A&M	Defensive Coordinator
1992-94	LSU	Asst. Head Coach/Defensive Coordinator
1991	LSU	Outside Linebackers
1897-90	Purdue	Defensive Coordinator
1983-86	Iowa State	Defensive Coordinator
1982	TCU	Tight Ends/Tackles
1979-82	Texas A&M	Defensive Ends


Career Record: 11-35-0 (239) - 4 seasons

COACHING STAFF

Defensive Coordinator/Defensive Backs: Jim Gush (Bucknell '81)
 Offensive Coordinator/Quarterbacks: Rusty Burns (Springfield '78)
 Tight Ends/Inside Receivers/High School Relations: Jerry Bennett (Louisiana Tech '76)
 Defensive Ends/Recruiting Coordinator: Eric Roark (SE Oklahoma State '84)
 Wide Receivers: Larry Edmondson (Texas A&M '83)
 Running Backs: Clarence James (Langston '73)
 Defensive Tackles: Joe Sawyer (Harding '89)
 Offensive Line: Ronnie Vinklarek (SW Texas State '81)
 Linebackers: Joe Tumpkin (Michigan Tech '94)
 Director of Football Operations: Gary Hyatt (Central Washington '94)

FOOTBALL OFFICE

Phone: 214/768-3677 Fax: 214/768-9467



KEY DATES

Players Report: August 1

Media Day: August 5

Fall Classes Begin: August 17



SMU

NOTING THE MUSTANGS

- ★ SMU led the nation last year in red-zone efficiency, scoring 93.8 percent of the time (30-of-32).
- ★ SMU returns two 2005 Freshmen All-Americans - RB **DeMyron Martin** and KR **Jessie Henderson**. Martin was sixth in the league in rushing yards with 854 and led the Mustangs with nine touchdowns last season (seven rushing, two receiving). Henderson averaged a league-leading 27.4 yards per kick return last season, which included an 88-yard touchdown against Tulane.
- ★ SMU posted a 3-1 record against bowl teams in 2005, including handing TCU its only loss of the season - a 21-10 setback at Gerald J. Ford Stadium. The Mustangs also defeated bowl participants Houston and UTEP to close out the season.
- ★ The Mustangs ended the season on a three-game win streak - their longest since 1999.
- ★ SMU's five wins in 2005 were the most for a Mustang team since 1997.

2005 TEAM STATISTICS

CATEGORY	SMU	OPPONENTS
First Downs	177	240
Rushes-Yards	415-1441	428-1569
Rushing Yards/Game	131.0	142.6
Passes Att./Comp./Int.	324-170-8	400-232-17
Completion Pct.	.550	.357
Passing Yards	1950	2750
Passing Yards/Game	177.3	250.0
Total Off. Plays/Yds	739-3391	828-4319
Total Offense/Game	308.3	392.6
Punts-Average	67-37.7	53-37.7
Punt Returns-Avg.	22-9.5	30-5.4
Kickoff Returns-Avg.	43-21.7	29-19.4
Interceptions-Yards	17-20.2	8-16.9
Fumbles-Lost	26-14	22-10
Penalties-Yards	76-669	57-502
3rd Down Conversions	56-167	70-173
3rd Down Conversion Percentage	.335	.405
4th Down Conversions	5-14	8-17
4th Down Conversion Percentage	.357	.471
Sacks By-Yards	19-129	30-180

2005 INDIVIDUAL LEADERS

RUSHING	ATT.	YDS.	AVG.	TD	LONG
DeMyron Martin	185	854	4.6	7	39
Cedrick Dorsey	59	236	3.6	0	37
TOTALS	415	1789	3.5	13	39

PASSING	ATT.	COMP	PCT.	INT	YARDS	TD
Jerad Romo	282	155	.550	7	1781	9
Tony Eckert	42	15	.357	1	169	1
TOTALS	324	170	.525	8	1950	10

RECEIVING	REC	YDS.	AVG.	TD	LONG
Bobby Chase	39	625	16.0	4	67
Reynaldo Pellerin	30	346	11.5	2	34
TOTALS	170	1950	11.5	10	67

FIELD GOALS	MADE-ATT.	PCT.	LONG
Chris McMurtray	18-22	.818	49
TOTALS	18-22	.818	49

PUNTING	NO.	YARDS	AVG.	IN 20	LONG
Ryan Mentzel	60	2450	40.8	17	63
TOTALS	67	2523	37.7	18	63

TACKLES	SOLOS	AST	TOTAL
Joe Sturdivant	63	49	112
D.D. Lee	40	39	79
Wilton McCray	45	26	71
TOTALS	475	350	825

INTERCEPTIONS	NO.	YDS.	AVG.	TD
Alvin Nnabulife	4	119	29.8	1
Jamey Harper	4	78	19.5	0
TOTALS	17	344	20.2	1

Great Game in Mustang History

SMU - Jan. 1, 1982 (Cotton Bowl vs. Pittsburgh)

On a cold, wintry day in Dallas, the Mustangs edged Pittsburgh, 7-3, to give SMU an unbeaten season and ruin the national title hopes of a Panther squad led by future NFL Hall of Famer Dan Marino. SMU quarterback Lance McIlhenny provided the offensive heroics, scampering nine yards for the game-winning touchdown in the fourth quarter. On defense, Blane Smith played the role of hero, intercepting a tipped Marino pass in the endzone late in the final quarter. The Mustangs finished the season 11-0-1 and claimed the Helms Athletic Foundation National Championship.

SMU

2006 DEPTH CHART

(Returning Starters in Bold)

LETTERMEN

Returning/Lost: 41/15

STARTERS

Offensive Returning/Lost: 8/3

Defensive Returning/Lost: 6/5

Special Teams Returning/Lost: 2/2

OFFENSE

WR-X **Reynaldo Pellerin**, Joseph Ferguson
 WR-T Columbus Givens, Emmanuel Sanders
 LT **Darrin Johnson**, Lucky DeLay
 LG Tommy Poynter, Sean Lobo, Chase Smith
 C **Ben Poynter**, Joe Holmes, Dustin Morton
 RG **Caleb Peveto**, Mitch Enright, Josh Hickman
 RT Kenard Burley, Chase Smith
 TE **Ryan Kennedy**, Vincent Chase, Jeff Brock
 End-U Andrew McKinney, Mario Walker, Chris Phillips
 WR-Y **Blake Warren**, Jay'Mond Cleveland
 WR-Z **Bobby Chase**, Zack Sledge
 QB Justin Willis, Eric Johnson, Corey Slater
 RB **DeMyron Martin**, Johnnie Fitzgerald, Cedrick Dorsey

DEFENSE

LE **Cory Muse**, Patrick Hardy
 DT **Adrian Haywood**, Charlie Berry, Randy Denman
 NG **Brandon Bonds**, Chris Parham
 RE **Justin Rogers**, Troy Therien
 SLB Tony Hawkins, Damon Hurst, Paul Hlomez
 MLB Reggie Carrington, Damon Hurst, Trent Sawyer
 WLB **Wilton McCray**, Will Bonilla
 LCB David Haynes, Cortley Blackmon
 SS **Joe Sturdivant**, Victor Makinde
 FS Randall Goode, Bryce Hudman
 RCB Jonathan Lindly, Devin Lowery

SPECIALISTS

K Thomas Morstead, Brayden Harris
 P Thomas Morstead, Andrew Galloway
 KR **Jessie Henderson**, Emmanuel Sanders
 PR **Blake Warren**, Emmanuel Sanders

KEY LOSSES

QB Jerad Romo
 K Chris McMurtray
 OL Martin Guidry
 LB Alvin Nnabuife
 LB D.D. Lee
 DB Rolando Humphrey
 DB Brandon Jones
 DB Jamey Harper
 P Ryan Mentzel



Justin Rogers

2006 SPRING SIGNEES

Name	Pos	Ht	Wt	Yr.	Hometown/HS, JC or College
Taylor Bon	LB	6-4	210	Fr.	Kingwood, Texas/Kingwood
Phillip Burley	WR	6-5	210	Fr.	Rosser, Texas/Scurry-Rosser
Tim Crosby	DB	5-11	170	Fr.	Garland, Texas/Garland
Kellis Cunningham	K	5-11	180	Fr.	Carrollton, Texas/Creekview
Kyle DeGroat	DL	6-0	270	Fr.	Dallas, Texas/Carter
Mickey Dollens	DL	6-3	255	Fr.	Bartlesville, Okla./Bartlesville
Lee Gonzales	OL	6-5	305	Fr.	Hutto, Texas/Hutto
Morgan Hudnall	WR	5-9	162	Fr.	Dallas, Texas/Highland Park
Jordan Johnson	DE	6-3	240	Fr.	Carroiton, Texas/Creekview
Tyler Jones	DB	6-1	195	Fr.	Emory, Texas/Rains
Bryan McCann	WR/DB	6-0	175	Fr.	Oklahoma City, Okla./Putnam City
A'Darius Medford	WR/DB	5-10	170	Fr.	Garland, Texas/North Garland
Zach Rhodes	QB	6-2	205	Fr.	New Braunfels, Texas/New Braunfels
Anthony Sowe	LB	6-2	195	Fr.	Denton, Texas/Denton
Patrick Strodtman	LB	6-0	225	Fr.	Flower Mound, Texas/Flower Mound
Zac Thomas	DE	6-5	265	Fr.	Stephenville, Texas/Stephenville




SMU

2006 ROSTER

No	Name	Pos	Ht	Wt	Yr	Exp	Hometown/HS, JC or College	No	Name	Pos	Ht	Wt	Yr	Exp	Hometown/HS, JC or College
70	David Allison	OL	6-5	296	Fr.	RS	Humble, Texas/Humble	79	Jack Klachlan	DT	5-11	240	Fr.	RS	Dallas, Texas/Canyon Creek
49	Jack Barnhart	TE	6-2	230	So.	SQ	Corpus Christi, Texas/Carroll	63	Brad Lankford	OL	6-4	280	Fr.	RS	Waco, Texas/Waco
30	Jim Beckner	WR	5-10	180	Fr.	RS	Nashville, Tenn./MBA	21	Jonathan Lindley	DB	6-0	185	Jr.	2L	Sulphur Springs, Texas/Sulphur Springs
99	Jamar Bey	DE	6-5	235	Sr.	2L	Katy, Texas/St. Pius X	74	Sean Lobo	OL	6-3	300	So.	SQ	Arlington, Texas/Sam Houston
24	Cortley Blackmon	DB	5-10	185	Jr.	2L	Bay City, Texas/Bay City	3	Devin Lowery	DB	5-11	175	Jr.	2L	Grand Prairie, Texas/Grand Prairie
56	Brandon Bonds	DT	6-1	300	Sr.	3L	Cooper, Texas/Cooper	34	Victor Makinde	DB	6-1	190	Sr.	1L	Phoenix, Ariz./Glendale
44	Will Bonilla	LB	5-11	200	So.	1L	Corpus Christi, Texas/Carroll	20	James Mapps	RB	5-9	175	Fr.	RS	Royce City, Texas/Royce City
64	Trey Boyd	DS	6-2	208	So.	SQ	Houston, Texas/The Kinkaid School	8	DeMyron Martin	RB	6-2	215	So.	1L	Allen, Texas/Allen
83	Jeff Brock	TE	6-5	235	Fr.	RS	Spearman, Texas/Spearman	5	Wilton McCray	LB	6-0	205	Jr.	2L	LaMarque, Texas/LaMarque
76	Kenard Burley	OL	6-5	305	Jr.	1L	Rosser, Texas/Scurry-Rosser	23	Connor McKay	DB	6-1	185	Fr.	RS	Leawood, Kansas/Shawnee Mission South
53	Reggie Carrington	LB	6-2	235	Jr.	2L	Tomball, Texas/Tomball	45	Andrew McKinney	TE	6-4	250	So.	1L	Decatur, Texas/Decatur
82	Bobby Chase	WR	6-4	205	Sr.	2L	Irving, Texas/Blinn J.C.	12	Thomas Morstead	P/K	6-4	210	So.	SQ	Pearland, Texas/Pearland
86	Vincent Chase	TE	6-5	255	So.	1L	Irving, Texas/Irving	77	Dustin Morton	OL	6-4	290	Sr.	SQ	Conroe, Texas/Conroe
18	Jaymond Cleveland	WR	5-11	185	Sr.	2L	Baytown, Texas/Lee	11	Cory Muse	DE	6-3	240	Jr.	1L	Oklahoma City, Okla./Millwood
55	Lucky Delay	OL	6-4	270	Jr.	1L	Irving, Texas/MacArthur	82	Chris Newsom	DE	6-3	230	Fr.	RS	Houston, Texas/Lamar
68	Randy Denman	DT	6-2	285	Sr.	2L	Dayton, Texas/Dayton	72	Ross Nigh	OL	6-5	265	Fr.	RS	Cuero, Texas/Cuero
26	Josh Dent	WR	6-0	190	So.	TR	McKinney, Texas/Arkansas	93	Chris Parham	DT	6-2	280	Fr.	RS	Fort Worth, Texas/North Crowley
98	Adrian Dizer	DE	6-5	220	Fr.	RS	Clarksville, Texas/Clarksville	85	Reynaldo Pellerin	WR	6-3	190	Sr.	3L	Houston, Texas/Westfield
23	Cedrick Dorsey	RB	5-11	200	Jr.	2L	New Boston, Texas/New Boston	50	Caleb Peveto	OL	6-4	295	Jr.	2L	Highland Village, Texas/Flower Mound Marcus
51	Mitch Enright	OL	6-2	280	Fr.	RS	Southlake, Texas/Southlake Carroll	7	Chris Phillips	TE	6-3	230	Jr.	1L	Seagoville, Texas/Bishop Lynch
88	Joseph Ferguson	WR	6-2	205	Sr.	TR	Overland Park, Kan./Northwestern	39	Blake Piro	DB	5-11	185	Jr.	SQ	Plano, Texas/Plano West
43	Johnnie Fitzgerald	RB	6-2	212	Sr.	3L	Red Oak, Texas/Red Oak	66	Ben Poynter	OL	6-4	285	Jr.	2L	Arlington, Texas/Lamar
52	Pete Fleps	LB	6-2	220	Fr.	HS	Southlake, Texas/Carroll	27	Tommy Poynter	OL	6-3	285	So.	SQ	Irving, Texas/MacArthur
11	Andrew Galloway	P	6-4	215	So.	SQ	Manhattan, Kan./Manhattan	62	Rob Pritchard	WR	6-2	195	So.	SQ	Tulsa, Okla./Casbia Hall
4	Columbus Givens	WR	6-1	185	So.	1L	Killeen, Texas/Killeen	97	Dominic Pryor	DT	6-5	275	Jr.	SQ	Red Oak, Texas/Red Oak
10	Randall Goode	DB	5-11	190	Sr.	1L	Hallettsville, Texas/Navarro	61	Matt Ramsey	OL	6-1	235	So.	SQ	Dallas, Texas/Berkner
91	Kyle Griffin	DE	6-4	225	So.	1L	Colleyville, Texas/Colleyville Heritage	40	Justin Rogers	DE	6-4	265	Sr.	3L	Greenville, Texas/Commerce
94	Patrick Handy	DT	6-2	250	So.	1L	Spring, Texas/Westfield	15	Jason Rowan	TE	6-4	220	So.	SQ	Oak Ridge, Tenn./Carson Newman
18	Brayden Harris	P/K	5-11	180	So.	SQ	Austin, Texas/Westlake	17	Emmanuel Sanders	WR	6-1	170	Fr.	RS	Belville, Texas/Belville
12	Duke Hasson	QB	6-4	190	Sr.	2L	Austin, Texas/Westlake	31	Trent Sawyer	LB	6-0	215	So.	SQ	Duluth, Ga./Wesleyan
38	Tony Hawkins	LB	6-1	205	Jr.	2L	Longview, Texas/Pine Tree	12	Corey Slater	QB	6-2	220	So.	TR	Seattle, Wash./Dixie State J.C.
7	David Haynes	DB	5-9	190	So.	1L	McGregor, Texas/McGregor	84	Zack Sledge	WR	5-11	190	Jr.	1L	Midland, Texas/Midland
60	Adrian Haywood	DT	6-3	280	Sr.	1L	Mesquite, Texas/Tyler	33	Benson Sloan	DB	6-1	190	So.	SQ	Nashville, Tenn./MBA
9	Jessie Henderson	RB	5-9	175	So.	1L	Paris, Texas/Paris	64	Chase Smith	OL	6-4	280	Fr.	RS	Flower Mound, Texas/Flower Mound
75	Josh Hickman	OL	6-4	285	Fr.	RS	Rowlett, Texas/Rowlett	29	Joe Sturdivant	DB	6-2	210	Sr.	3L	Lilburn, Georgia/Parkview
32	Paul Hiemenz	LB	6-2	225	So.	SQ	Wichita, Kan./Independent	47	Jackson Taylor	DS	6-2	245	So.	1L	Houston, Texas/Houston Christian
41	J.B. Hill	TE	6-2	225	Fr.	RS	Grapevine, Texas/Colleyville Heritage	90	Troy Therien	DE	6-4	245	Sr.	1L	Meadow Vista, Calif./Sierra/Colfax
62	Joe Holmes	OL	6-2	300	Jr.	JC	Corsicana, Texas/Navarro J.C.	1	Fred Turner	RB	5-10	185	Jr.	2L	Arlington, Texas/Lamar
28	Bryce Hudman	DB	6-2	200	Fr.	RS	Spring, Texas/Klein Oak	32	Dee Walker	RB	5-10	190	Fr.	RS	Snyder, Texas/Snyder
6	Damon Hurst	LB	5-11	215	Jr.	TR	Waco, Texas/Navarro J.C.	81	Mario Walker	TE	6-2	220	Fr.	RS	Marshall, Texas/Marshall
46	Brett Johnson	LB	6-1	220	So.	SQ	Houston, Texas/Houston Christian	48	Brent Walter	DE	6-2	215	Fr.	RS	Saratoga, Calif./Saratoga
58	Darrin Johnson	OL	6-6	295	Sr.	3L	Dallas, Texas/North Dallas	2	Blake Warren	WR	5-7	180	Sr.	3L	Arp, Texas/Arp
14	Eric Johnson	QB	6-1	210	Fr.	RS	Plano, Texas/Plano West	16	Justin Willis	QB	6-1	197	Fr.	RS	Denton, Texas/Ryan
25	La' Cori Johnson	DB	5-9	175	So.	SQ	Atlanta, Texas/Atlanta	10	Ryan Wolcott	PK	5-9	170	Sr.	SQ	Dallas, Texas/Highland Park
48	Kyle Johnston	LB	5-11	205	So.	SQ	Galveston, Texas/Texas City								
42	Derek Jones	LB	6-1	218	Fr.	RS	Rockwall, Texas/Heritage Christian Academy								
89	Ryan Kennedy	TE	6-5	265	Sr.	3L	Beeville, Texas/A.C. Jones								



Adrian Haywood



Bobby Chase



DeMyron Martin



Darrin Johnson

SMU

YEAR COACH OVERALL C-USA BOWL

YEAR	COACH	OVERALL	C-USA	BOWL
2005	Phil Bennett	5-6-0	4-4	
2004	Phil Bennett	3-8-0		
2003	Phil Bennett	0-12-0		
2002	Phil Bennett	3-9-0		
2001	Mike Cavan	4-7-0		
2000	Mike Cavan	3-9-0		
1999	Mike Cavan	4-6-0		
1998	Mike Cavan	1-1-0		
1997	Mike Cavan	6-5-0		
1996	Tom Rossley	5-6-0		
1995	Tom Rossley	1-10-0		
1994	Tom Rossley	1-9-1		
1993	Tom Rossley	2-7-2		
1992	Tom Rossley	5-6-0		
1991	Tom Rossley	1-10-0		
1990	Forrest Gregg	1-10-0		
1989	Forrest Gregg	2-9-0		
1988	Season cancelled			
1987	Season cancelled			
1986	Bobby Collins	6-5-0		
1985	Bobby Collins	6-5-0		
1984	Bobby Collins	10-2-0		Aloha
1983	Bobby Collins	10-2-0		Sun
1982	Bobby Collins	11-0-1		Cotton
1981	Ron Meyer	10-1-0		
1980	Ron Meyer	8-4-0		Holiday
1979	Ron Meyer	5-6-0		
1978	Ron Meyer	4-6-1		
1977	Ron Meyer	4-7-0		
1976	Ron Meyer	3-8-0		
1975	Dave Smith	4-7-0		
1974	Dave Smith	6-4-1		
1973	Dave Smith	6-4-1		
1972	Hayden Fry	7-4-0		
1971	Hayden Fry	4-7-0		
1970	Hayden Fry	5-6-0		
1969	Hayden Fry	3-7-0		
1968	Hayden Fry	8-3-0		Bluebonnet
1967	Hayden Fry	3-7-0		
1966	Hayden Fry	8-3-0		Cotton
1965	Hayden Fry	4-5-1		
1964	Hayden Fry	1-9-0		
1963	Hayden Fry	4-7-0		Sun
1962	Hayden Fry	2-8-0		
1961	Bill Meek	2-7-1		
1960	Bill Meek	0-9-1		
1959	Bill Meek	5-4-1		
1958	Bill Meek	6-4-0		
1957	Bill Meek	4-5-1		
1956	Chalmer Woodard	4-6-0		
1955	Chalmer Woodard	4-6-0		
1954	Chalmer Woodard	6-3-1		
1953	Chalmer Woodard	5-5-0		
1952	H.N. Russell	4-5-1		

YEAR COACH OVERALL C-USA BOWL

YEAR	COACH	OVERALL	C-USA	BOWL
1951	H.N. Russell	3-6-1		
1950	H.N. Russell	6-4-0		
1949	Madison Bell	5-4-1		
1948	Madison Bell	9-1-1		Cotton
1947	Madison Bell	9-0-2		Cotton
1946	Madison Bell	4-5-1		
1945	Madison Bell	5-6-0		
1944	James H. Stewart	5-5-0		
1943	James H. Stewart	2-7-0		
1942	James H. Stewart	3-6-2		
1941	Madison Bell	5-5-0		
1940	Madison Bell	8-1-1		
1939	Madison Bell	6-3-1		
1938	Madison Bell	6-4-0		
1937	Madison Bell	5-6-0		
1936	Madison Bell	5-4-1		
1935	Madison Bell	12-1-0		Rose
1934	Ray Morrison	8-2-2		
1933	Ray Morrison	4-7-1		
1932	Ray Morrison	3-7-2		
1931	Ray Morrison	4-7-1		
1930	Ray Morrison	3-7-2		
1929	Ray Morrison	9-1-1		
1928	Ray Morrison	6-3-1		
1927	Ray Morrison	7-2-0		
1926	Ray Morrison	8-0-1		
1925	Ray Morrison	5-2-2		
1924	Ray Morrison	5-1-4		
1923	Ray Morrison	9-0-0		
1922	Ray Morrison	6-3-1		
1921	J. Burton Rix	1-6-1		
1920	J. Burton Rix	3-5-2		
1919	J. Burton Rix	5-4-1		
1918	J. Burton Rix	4-2-0		
1917	J. Burton Rix	3-2-3		
1916	Ray Morrison	0-8-2		
1915	Ray Morrison	2-5-0		

BOWL RESULTS (4-5-1)

Bowl	Opponent	Result	Year
Aloha	Notre Dame	W, 27-20	1984
Sun	Alabama	L, 7-28	1983
Cotton	Pittsburgh	W, 7-3	1983
Holiday	BYU	L, 45-46	1980
Bluebonnet	Oklahoma	W, 28-27	1968
Cotton	Georgia	L, 9-24	1966
Sun	Oregon	L, 14-21	1963
Cotton	Oregon	W, 21-13	1949
Cotton	Penn State	T, 13-13	1948
Rose	Stanford	L, 0-7	1936



SOUTHERN MISS

QUICK FACTS


Location: Hattiesburg, Miss.
 Founded: 1910
 Enrollment: 16,050
 Nickname: Golden Eagles
 Colors: Black and Gold
 Stadium: M.M. Roberts Stadium (33,000)
 Field Surface: Momentum Turf
 President: Dr. Shelby F. Thames
 AD: Richard Giannini
 FAR: Dr. Dennis Phillips
 SWA: Sonya Varnell
 Head Coach: Jeff Bower



M.M. Roberts Stadium (33,000)

SPORTS INFORMATION

SID: Mike Montoro
 Office: 601/266-5947
 Cell: 601/297-1435
 Fax: 601/266-4507
 E-mail: michael.montoro@usm.edu
 Website: www.southernmiss.com
 Press Box Phone: 601/266-5523



Jeff Bower
Head Coach

FOOTBALL FACTS

Basic Offense:	Multiple/One Back/Two Back
Basic Defense:	4-3
Lettermen Returning/Lost:	47/16
Starters Returning:	
Offense	8
Defense	6
Specialists	2
2005 Record:	7-5
Postseason:	New Orleans Bowl
All-Time Record:	510-342-27 (.596)
Bowl Appearances:	16
Bowl Record:	7-9-0
Last Appearance:	2005, New Orleans



Dr. Shelby F. Thames
President



Richard Giannini
Athletic Director



Sonya Varnell
SWA



Mike Montoro
Football SID



Golden Eagles

SOUTHERN MISS


2006 SCHEDULE

S2	at Florida	6:00p
S9	SOUTHEASTERN LOUISIANA	6:00p
S16	NORTH CAROLINA STATE	6:00p
S26 (Tue.)	at UCF (ESPN 2)	6:30p
O3 (Tue.)	at Tulsa (ESPN 2)	6:30p
O14	HOUSTON	6:00p
O21	at Virginia Tech	12:30p
O28	EAST CAROLINA (CSTV)	7:00p
N5 (Sun.)	at Memphis (ESPN)	7:00p
N11	at Tulane	1:00p
N18	UAB (CSTV)	7:00p
N25	MARSHALL	2:00p

All times are Central and subject to change
 Conference games in bold.

2005 RESULTS

S10	at Alabama (ESPN2)	L	21-30	0-1
S17	McNEESE STATE	W	48-20	1-1
O1	at East Carolina	W	33-7	2-1
O8	TULSA (CSTV)	L	17-34	2-2
O15	UCF	W	52-31	3-2
O21	at UAB (ESPN)	W	37-28	4-2
O29	at North Carolina State (ESPNU)	L	17-21	4-3
N8	at Marshall (ESPN2)	W	27-24 (OT)	5-3
N13	at Houston	L	24-27	5-4
N19	MEMPHIS (CSTV)	L	22-24	5-5
N26	TULANE	W	26-7	6-5
D20	vs. Arkansas State (ESPN) <i>(New Orleans Bowl)</i>	W	31-19	7-5



HEAD COACH JEFF BOWER

Hometown: Roswell, Ga.
 Alma Mater: Southern Miss '75
 Birthdate: May 28, 1953

COACHING EXPERIENCE

1990-	Southern Miss	Head Coach - 103-72-1 (588) - 15 seasons
1990	Oklahoma State	Offensive Coord./Quarterbacks
1988-89	Southern Miss	Asst. Head Coach/Offensive Coord./Quarterbacks
1987	Wake Forest	Quarterbacks
1982-86	SMU	Quarterbacks
1978-81	Southern Miss	Quarterbacks/Wide Receivers
1976-77	Southern Miss	Graduate Assistant

Career Record: 103-72-1 (588) - 15 seasons

COACHING STAFF

Assistant Head Coach/Tight Ends: Randy Butler (Southern Miss '79)
 Defensive Coordinator/Middle Linebackers: Jay Hopson (Mississippi '92)
 Offensive Coordinator/Quarterbacks: Jay Johnson (Northern Iowa '92)
 Defensive Secondary: Lytrell Pollard (Southern Miss '98)
 Wide Receivers: Courtney Messingham (Northern Iowa '90)
 Running Backs: Derrick Nix (Southern Miss '02)
 Outside Linebackers: Fred Tate (Southern Miss '96)
 Offensive Line: Mitch Rodrigue (Nicholls State '88)
 Defensive Line: Bill Wilt (Eureka '77)
 Assistant AD/Football Operations: John Miller (Southern Miss '99)

FOOTBALL OFFICE

Phone: 601/266-4567 Fax: 601/266-6597

KEY DATES

Players Report: August 4 - Freshman
 August 7 - Veterans

Media Day: August 13

Fall Classes Begin: August 23



SOUTHERN MISS

NOTING THE GOLDEN EAGLES

- ★ The Golden Eagles finished with a 7-5 record in 2005, the 12th-straight season with a winning record. Southern Miss is one of just seven teams in Division I that can make that claim.
- ★ The Golden Eagles defeated Arkansas State, 31-19, in the New Orleans Bowl last season, for their second straight bowl win. Southern Miss has now gone to a bowl game in eight of the last nine years.
- ★ Head Coach **Jeff Bower** has the fifth-longest tenure in Division I at the same institution as he enters his 16th season at his alma mater. Bower became the 20th active coach to pass the 100-win plateau. He enters the '05 campaign with a 103-72-1 record.
- ★ Tight end **Shawn Nelson** was named a Freshman All-American last season after catching 35 passes for a team-high 540 yards and five touchdowns. He closed the season with back-to-back 100-yard receiving games and was named Most Valuable Player of the New Orleans Bowl.
- ★ Senior PK **Darren McCaleb** set a new Southern Miss single-season record with 23 field goals last season. He also set the USM career record for points with 255.
- ★ Junior RB **Cody Hull** ran for a career-high 161 yards in the New Orleans Bowl, the most by a Southern Miss player in a bowl game since 1998. He finished the season with 542 yards and three touchdowns.
- ★ The Golden Eagle defense forced a total of 32 turnovers last season, including a nation-leading 19 fumble recoveries. The USM offense scored 140 points off turnovers (119 on turnovers and 21 off three turnovers on downs). The Golden Eagles also recorded a league-high 31 sacks last season.

2005 TEAM STATISTICS

CATEGORY	SOUTHERN MISS	OPPONENTS
First Downs	355	272
Rushes-Yards	409-1336	493-1918
Rushing Yards/Game	111.3	159.8
Passes Att./Comp./Int.	409-224-13	370-213-15
Completion Pct.	.548	.576
Passing Yards	2952	2811
Passing Yards/Game	246.0	234.2
Total Off. Plays/Yds	818-4288	863-4729
Total Offense/Game	357.3	394.1
Punts-Average	53-44.9	53-37.8
Punt Returns-Avg.	23-8.2	23-8.1
Kickoff Returns-Avg.	44-20.2	44-21.4
Interceptions-Yards	15-186	13-135
Fumbles-Lost	14-7	23-19
Penalties-Yards	74-615	82-664
3rd Down Conversions	72-176	64-165
3rd Down Conversion Percentage	.410	.390
4th Down Conversions	6-16	12-19
4th Down Conversion Percentage	.380	.632
Sacks By-Yards	31-175	15-122

2005 INDIVIDUAL LEADERS

RUSHING	ATT.	YDS.	AVG.	TD	LONG
Larry Thomas	167	647	3.9	4	21
Cody Hull	130	542	4.2	3	39
TOTALS	409	1336	3.3	16	39

PASSING	ATT.	COMP	PCT.	INT	YARDS	TD
Dustin Almond	394	216	.548	12	2860	23
Jeremy Young	9	5	.556	0	62	0
TOTALS	409	224	.548	13	2952	23

RECEIVING	REC	YDS.	AVG.	TD	LONG
Shawn Nelson	35	540	15.4	5	63
Josh Barnes	32	421	13.2	5	41
Anthony Perine	31	441	14.2	2	44
TOTALS	224	2952	13.2	23	75

FIELD GOALS	MADE-ATT.	PCT.	LONG
Darren McCaleb	23-28	.821	47
TOTALS	23-28	.821	47

PUNTING	NO.	YARDS	AVG.	LONG
Luke Johnson	53	2378	44.9	56
TOTALS	53	2378	44.9	56

TACKLES	SOLOS	AST	TOTAL
Kevis Coley	81	69	150
Trevis Coley	69	40	109
Brandon Sumrall	59	29	88
TOTALS	523	346	869

INTERCEPTIONS	NO.	YDS.	AVG.	TD
Brandon Sumrall	4	43	10.8	0
John Eubanks	4	1	0.2	0
TOTALS	15	186	12.4	2

Great Game in Golden Eagle History

Southern Miss - Sept. 2, 1989 (vs. Florida State - Jacksonville, Fla.)

Quarterback Brett Favre opened his junior season in a memorable way leading the Golden Eagles to a 30-26 triumph over the sixth-ranked Seminoles in Jacksonville, Fla. After falling behind 10-0 early in the contest, the Kiln, Miss., native led a comeback effort that culminated with a 13-play drive in the waning seconds of the fourth quarter. Favre capped the drive, connecting with tight end Anthony Harris on a two-yard scoring strike with 23 seconds left in the contest. The victory vaulted the Golden Eagles to No. 18 in the national rankings.

SOUTHERN MISS

2006 DEPTH CHART

(Returning Starters in Bold)

LETTERMEN

Returning/Lost: 47/16

STARTERS

Offensive Returning/Lost: 8/3

Defensive Returning/Lost: 6/5

Special Teams Returning/Lost: 2/2

OFFENSE

SE **Anthony Perine**, Damlon Carter
 LT **Chris Clark**, Jacquine Wrice
 LG **Travis Cooley**, Wesley Housley
 C **Robby D'Angelo**, Rick Thompson
 RG **George Batiste**, Jimmy Driskell
 RT Ryan McKee, Ryan Hebert
 TE **Shawn Nelson**, Jonathan Palmer
 QB Jeremy Young, Stephen Reaves
 FL Josh Barnes, Joe Singleton
 RB Cody Hull, **Larry Thomas**
 FB **Bobby Weakley**, Cole Mason

DEFENSE

DE **Matthew Chatelain**, Ken Griffith
 NT Ryan Watson, Mam Nyang
 DT Martavius Prince, Sean Merrill
 RE **Robert Henderson**, Shadler Manning
 SLB Gerald McRath, **James Denley**
 MLB Mitch Craft, Marcus Raines
 WLB Tokumbo Abanikanda, **Wayne Hardy**
 CB Jasper Faulk, Eddie Willingham
 CB **Caleb Hendrix**, Cornelius McGee
 FS LeVance Richmond, Eddie Hicks
 SS **Brandon Sumrall**, Ladarlus Webb

SPECIAL TEAMS

K **Darren McCaleb**, Britt Barefoot
 P Britt Barefoot, **Darren McCaleb**
 KR Jasper Faulk, Brandon Sumrall
 PR Jasper Faulk, Tavarres Williams, Anthony Perine

KEY LOSSES

QB Dustin Almond
 RT Neal Mead
 NT Tom Johnson
 DT Terrance Ford
 MLB Kevis Coley
 CB John Eubanks
 P Luke Johnson



Shawn Nelson

2006 SPRING SIGNEES

Name	Pos	Ht	Wt	Yr.	Hometown/HS, JC or College
C.J. Bailey	DB	5-10	187	Fr.	Moss Point, Miss./Moss Point
David Boyce	DL	6-7	275	Fr.	Gonzales, La./St. Paul's
Roshaad Byrd	DL	6-3	210	Fr.	Meridian, Miss./Meridian
Brandon Davis	LB	6-2	190	Fr.	Meridian, Miss./Meridian
Nick Dean	OL	6-3	281	Jr.	Shannon, Miss./Itawamba CC
Ryan Ellis	WR	6-2	190	Fr.	Ponte Vedra Beach, Fla./Allen D. Nease
Damion Fletcher	ATH	5-10	175	Fr.	Biloxi, Miss./Biloxi
Anthony Gray	DL	6-0	302	Fr.	Philadelphia, Miss./Philadelphia
Rodney Gray	WR	6-3	185	Fr.	Batesville, Miss./South Panola
Tory Harrison	RB	6-1	185	Fr.	Leesburg, Fla./Leesburg
Domonic Hopson	LB	6-2	232	Fr.	Pascagoula, Miss./Pascagoula
Faron Hornes	WR	5-7	160	Fr.	Bradenton, Fla./Southeast Bradenton
Chico Hunter	DB	6-0	190	Fr.	Vicksburg, Miss./Warren Central
Chris Johnson	DL	6-1	285	Jr.	East Brewton, Ala./Itawamba CC
Richard Kelly	TE	6-4	250	Fr.	Jacksonville, Fla./E.D. White
Torris MaGee	WR	6-2	185	Fr.	Hattiesburg, Miss./Oak Grove
Vontre Mason	DL	6-2	270	Jr.	Richmond, Calif./Diablo Valley CC
Michael McGee	DB	5-10	175	Fr.	Magee, Miss./Magee
Sean Merrill	DL	6-4	290	Jr.	D'lberville, Miss./Mississippi Gulf Coast CC
Alex Michael	OL	6-4	300	Fr.	Meridian, Miss./Southeast Lauderdale
Johdrick Morris	WR	6-3	195	Fr.	Baton Rouge, La./Central
Martez Smith	LB	6-0	198	Fr.	Camden, Miss./Velma Jackson
Ralph Turner	ATH	5-9	185	Fr.	Cottonwood, Ala./Cottonwood
Tyler Unsworth	OL	6-6	292	Fr.	Slidell, La./Northshore
Thomas Webb	TE	6-5	225	Fr.	Starkville, Miss./Starkville
Justin Wilson	DB	6-1	180	Fr.	Taylorville, Miss./Taylorville
Martevlous Young	QB	6-1	178	Fr.	Alexander City, Ala./Ben Russell
Cameron Zipp	OL	6-2	297	Fr.	Mandeville, La./Fontainebleau

SOUTHERN MISS

2006 ROSTER

No	Name	Pos	Ht	Wt	Yr	Exp	Hometown/HS, JC or College	No	Name	Pos	Ht	Wt	Yr	Exp	Hometown/HS, JC or College
41	Tokumbo Abanlkanda	LB	6-2	200	So	1L	Marietta, Ga./Osborne	93	Shadler Manning	DE	6-3	251	Sr	1L	Benton, La./Copiah-Lincoln CC
80	Shaun Arntz	WR	6-0	200	So	SQ	Ft. Walton Beach, Fla./Freeport	40	Cole Mason	RB	6-2	232	So	1L	Parrish, Ala./Parrish
86	Gerald Baptiste	WR	6-0	180	Fr.	SQ	New Orleans, La./Edna Karr	95	Kyle McAlpin	DE	6-3	225	Fr.	SQ	Richton, Miss./Richton
3	Britt Barefoot	K/P	6-0	174	So.	1L	Laurel, Miss./West Jones	16	Darren McCaleb	K	5-11	165	Sr	3L	Biloxi, Miss./D'iberville
19	Josh Barnes	WR	5-10	191	Jr.	SQ	Hattiesburg, Miss./Pearl River CC	9	Cornelius McGee	DB	5-10	165	So.	1L	Clarksdale, Miss./Clarksdale
32	C.J. Barrows	RB	6-1	201	So.	SQ	Powder Springs, Ga./McEachern	66	Ryan McKee	OL	6-5	265	So.	1L	Spanish Fort, Ala./Daphne
31	Josh Barton	RB	6-0	250	Fr.	SQ	Mobile, Ala./UMS Wright	37	John McMahan	LB	5-10	216	Jr.	SQ	Hattiesburg, Miss./Hattiesburg
70	George Batiste	OL	6-5	309	Sr	3L	Avondale, La./L.W. Higgins	24	Gerald McRath	LB	6-2	212	So.	1L	Powder Springs, Ga./McEachern
17	Ivory Bradshaw	DB	6-1	189	So	SQ	Bastrop, La./Bastrop	99	Sean Merrill	DL	6-3	290	Jr.	JC	D'iberville, Miss./Gulf Coast CC
69	Micah Brown	OL	6-2	270	Fr.	SQ	Troy, Ala./Charles Henderson	12	Tony Miner	RB	5-10	203	So	1L	Jackson, Miss./Jim Hill
16	Errick Cain	DB	5-11	185	So.	SQ	New Albany, Miss./New Albany	29	Lance Moore	DB	6-0	187	So	1L	Leakesville, Miss./Greene County
30	Bryant Carpenter	TE	6-2	245	Fr.	SQ	Orlando, Fla./Edgewater	26	Ed Morgan	DB	5-9	175	So.	1L	Thibodaux, La./Thibodaux
2	Damion Carter	WR	6-2	193	Sr.	3L	New Orleans, La./Isidore Newman	1	Shawn Neilson	TE	6-5	225	So.	1L	Gonzales, La./East Ascension
25	Jonathon Carroll	DB	5-10	161	Fr	SQ	Richton, Miss./Richton	90	Mam Nyang	DL	6-3	260	Fr	SQ	Smyrna, Ga./Wheeler
35	Conrad Chanove	RB	5-9	185	Jr	1L	Covington, La./Fontainebleau	5	Howard Overby	DB	5-10	193	Sr.	1L	Mendenhall, Miss./Copiah-Lincoln CC
7	Derek Chapman	TE	6-4	275	Jr.	1L	Germantown, Tenn./Germantown	48	Jonathan Palmer	TE	6-3	248	Sr	3L	Tyler, Texas/Lee
47	Matthew Chatelain	DE	6-2	245	Sr.	2L	Metairie, La./Baton Rouge CC	13	Anthony Perine	WR	5-11	174	Sr	3L	Lucedale, Miss./George County
75	Chris Clark	OL	6-4	280	Jr.	2L	New Orleans, La./McDonough 35	92	Eric Phillips	DL	6-7	271	So	1L	Birmingham, Ala./Wenonah
55	Travis Cooley	OL	6-2	285	Sr	3L	Waynesboro, Miss./Wayne County	97	Martavius Prince	DL	6-3	278	Jr	2L	Ft. Pierce, Fla./Ft. Pierce Westwood
42	Mitch Craft	LB	6-1	224	So.	1L	Cape Girardeau, Mo./Cape Central	34	Marcus Raines	LB	6-3	240	Jr	JC	Antelope, Calif./Pasadena CC
56	Robby D'Angelo	OL	6-1	277	Sr.	3L	Gulfport, Miss./Harrison Central	12	Stephen Reaves	QB	6-1	206	Jr.	SQ	Tampa, Fla./Plant/Michigan State
51	Stephen Daigle	LS	6-0	221	Sr.	3L	Molino, Fla./Tate	81	Chris Rhoden	WR	6-4	180	So	SQ	MacClenny, Fla./Baker County
83	Stuart Davidson	WR	6-1	190	Fr.	SQ	Brandon, Miss./NW Rankin	43	Chaz Richards	LB	5-11	220	Jr.	2L	Troy, Ala./Charles Henderson
54	Andrew Davis	OL	6-1	265	Fr.	TR	Daphne, Ala./Daphne/Delta State	15	LeVance Richmond	DB	5-11	193	Jr	SQ	Lake Wales, Fla./Pearl River CC
22	James Denley	LB	6-2	223	Jr.	1L	Foley, Ala./Foley	36	Reggie Scott	RB	5-10	186	Fr	SQ	Lucedale, Miss./George County
65	Jimmy Driskell	OL	6-2	306	So	SQ	Semmes, Ala./Mary Montgomery	38	TaRon Sims	DB	6-0	170	Fr	SQ	Holly Springs, Miss./Holly Springs
50	Octavious Everrett	LB	6-0	215	Fr.	HS	Valdosta, Ga./Lowndes	88	Joe Singleton	WR	6-3	195	So.	1L	Jacksonville, Fla./Forrest
21	Jasper Faulk	DB	5-10	183	Sr	3L	Lafayette, La./Lafayette	6	Brandon Sumrall	DB	5-11	185	Jr	2L	Beaumont, Miss./Perry Central
96	Ken Griffith	DE	6-3	275	Jr.	JC	Brandon, Miss./Hinds CC	60	Cody Tawater	LS	6-4	235	Fr.	SQ	Philadelphia, Miss./Philadelphia
27	Wayne Hardy	LB	6-0	223	Sr.	3L	Monticello, Miss./Lawrence County	14	Willie Taylor	DB	5-7	177	Fr	SQ	Hernando, Miss./Hernando
85	Justin Harris	WR	6-2	198	So	SQ	Ama, La./Jesuit	22	Brennon Thomas	DB	5-11	173	Fr	SQ	Bay St. Louis, Miss./St. Stanislaus
39	Preston Harris	RB	6-0	180	Fr.	SQ	Florence, Miss./Simpson Academy	82	Larry Thomas	RB	6-0	197	Jr	2L	Jackson, Miss./Callaway
71	Ryan Hebert	OL	6-6	305	Fr	SQ	Gray, La./H.L. Bourgeois	82	Lucas Thomas	WR	6-1	185	Jr	SQ	Navarre, Fla./Huntington College
91	Robert Henderson	DE	6-3	266	Jr	2L	Ponchatoula, La./Ponchatoula	74	Rick Thompson	OL	6-0	281	Jr.	1L	Mobile, Ala./Baker
14	Caleb Hendrix	DB	5-10	185	Sr.	3L	Ensley, Ala./P.D. Jackson - Olin	94	Ryan Watson	DL	6-2	271	Jr.	1L	Laplace, La./John Curtis
18	Eddie Hicks	DB	6-1	170	Fr.	SQ	Clarksdale, Miss./Clarksdale	33	Bobby Weakley	RB	5-10	241	Sr.	3L	Brandon, Miss./Brandon
52	Andy Hill	LS	6-3	216	Fr.	SQ	Daphne, Ala./Daphne	20	Ladarlus Webb	DB	5-10	164	So.	1L	Opelika, Ala./Beauregard
28	Cody Hull	RB	5-11	195	Jr.	2L	Hattiesburg, Miss./Oak Grove	25	Jimmy Whetstone	DB	5-10	185	Fr.	SQ	Alexandria, Ala./Benjamin Russell
76	Wesley Housley	OL	6-2	283	So	1L	LaPlace, La./East St. John	89	Justin Whiddon	WR	5-10	165	So.	SQ	Dothan, Ala./Ashford Academy
87	Chris Johnson	WR	6-0	172	Jr	2L	Rosedale, Miss./West Bolivar	82	Tavarres Williams	WR	6-0	182	Jr.	2L	Palatka, Fla./Palatka
59	Jack Knippenberg	LB	5-11	238	Fr.	SQ	Mobile, Ala./Baker	23	Eddie Willingham	DB	5-10	172	So	1L	Daytona Beach, Fla./Seabreeze
73	Josh Ladner	OL	6-2	270	Jr.	TR	D'iberville, Miss./D'iberville	9	Todd Wilson	QB	6-3	200	So.	SQ	Mobile, Ala./St. Paul's
78	Johnathan Landor	OL	6-3	270	Jr.	SQ	Mandeville, La./Fontainebleau	68	Jacquine Wrice	OL	6-5	277	Fr.	SQ	Valdosta, Ga./Lowndes
98	Don Loehr	DE	6-0	227	So.	SQ	Mandeville, La./Mandeville	10	Jeremy Young	QB	6-3	210	Jr.	2L	Jackson, Miss./Provine
46	Jerome Lyons	LB	6-1	215	Jr	SQ	Houston, Miss./Itawamba CC								



Travis Cooley



George Batiste



Caleb Hendrix



Brandon Sumrall

SOUTHERN MISS

YEAR	COACH	OVERALL	C-USA	BOWL
2005	Jeff Bower	7-5-0	5-3	New Orleans
2004	Jeff Bower	7-5-0	5-3	New Orleans
2003	Jeff Bower	9-4-0	8-0	Liberty
2002	Jeff Bower	7-6-0	5-3	Houston
2001	Jeff Bower	6-5-0	4-3	
2000	Jeff Bower	8-4-0	4-3	Mobile
1999	Jeff Bower	9-3-0	6-0	Liberty
1998	Jeff Bower	7-5-0	5-1	Humanitarian
1997	Jeff Bower	9-3-0	6-0	Liberty
1996	Jeff Bower	8-3-0	4-1	
1995	Jeff Bower	6-5-0		
1994	Jeff Bower	6-5-0		
1993	Jeff Bower	3-7-1		
1992	Jeff Bower	7-4-0		
1991	Jeff Bower	4-7-0		
1990	C. Hallman/J. Bower	8-4-0		All-American
1989	Curley Hallman	5-6-0		
1988	Curley Hallman	10-2-0		Independence
1987	Jim Carmody	6-5-0		
1986	Jim Carmody	6-5-0		
1985	Jim Carmody	7-4-0		
1984	Jim Carmody	4-7-0		
1983	Jim Carmody	7-4-0		
1982	Jim Carmody	7-4-0		
1981	Bobby Collins	9-2-1		Tangerine
1980	Bobby Collins	9-3-0		Independence
1979	Bobby Collins	6-4-1		
1978	Bobby Collins	7-4-0		
1977	Bobby Collins	6-6-0		
1976	Bobby Collins	3-8-0		
1975	Bobby Collins	8-3-0		
1974	P.W. Underwood	6-5-0		
1973	P.W. Underwood	6-4-1		
1972	P.W. Underwood	3-7-1		
1971	P.W. Underwood	6-5-0		
1970	P.W. Underwood	5-6-0		
1969	P.W. Underwood	5-5-0		
1968	P.W. Underwood	4-6-0		
1967	Thad (Pie) Vann	6-3-0		
1966	Thad (Pie) Vann	6-4-0		
1965	Thad (Pie) Vann	7-2-0		
1964	Thad (Pie) Vann	6-3-0		
1963	Thad (Pie) Vann	5-3-1		
1962	Thad (Pie) Vann	9-1-0		
1961	Thad (Pie) Vann	8-2-0		
1960	Thad (Pie) Vann	6-4-0		
1959	Thad (Pie) Vann	6-4-0		
1958	Thad (Pie) Vann	9-0-0		Tangerine
1957	Thad (Pie) Vann	8-3-0		Tangerine
1956	Thad (Pie) Vann	7-2-1		
1955	Thad (Pie) Vann	9-1-0		
1954	Thad (Pie) Vann	6-4-0		
1953	Thad (Pie) Vann	9-2-0		Sun
1952	Thad (Pie) Vann	10-2-0		Sun

YEAR	COACH	OVERALL	C-USA	BOWL
1951	Thad (Pie) Vann	6-5-0		
1950	Thad (Pie) Vann	5-5-0		
1949	Thad (Pie) Vann	7-3-0		
1948	Reed Green	7-3-0		
1947	Reed Green	7-3-0		
1946	Reed Green	7-3-0		
1942	Reed Green	4-0-0		
1941	Reed Green	9-0-1		
1940	Reed Green	7-4-0		
1939	Reed Green	4-2-3		
1938	Reed Green	7-2-0		
1937	Reed Green	7-3-0		
1936	Pooley Hubert	7-2-1		
1935	Pooley Hubert	6-4-0		
1934	Pooley Hubert	3-4-2		
1933	Pooley Hubert	3-5-2		
1932	Pooley Hubert	5-4-0		
1931	Pooley Hubert	3-5-1		
1930	John Lumpkin	3-5-1		
1929	W.B. Saunders	2-6-1		
1928	W.B. Saunders	4-5-0		
1927	Herschel Bobo	3-4-1		
1926	Herschel Bobo	3-4-1		
1925	Herschel Bobo	0-6-0		
1924	Herschel Bobo	3-3-2		
1923	O.V. Austin	3-3-0		
1922	O.V. Austin	2-6-0		
1921	O.V. Austin	3-4-0		
1920	B.B. O'Mara	5-2-1		
1919	Cephus Anderson	4-1-2		
1916	A.B. Dillie	0-2-0		
1915	A.B. Dillie	4-4-0		
1914	A.B. Dillie	1-2-1		
1913	M.J. Williams	1-5-1		
1912	R.G. Slay	2-1-0		


BOWL RESULTS (7-9)

Bowl	Opponent	Result	Year
New Orleans	Arkansas State	W, 31-19	2005
New Orleans	North Texas	W, 31-10	2004
Liberty	Utah	L, 0-17	2003
Houston	Oklahoma State	L, 23-33	2002
Mobile	TCU	W, 28-21	2000
Liberty	Colorado State	W, 23-17	1999
Humanitarian	Idaho	L, 35-42	1998
Liberty	Pittsburgh	W, 41-7	1997
All-American	North Carolina State	L, 27-31	1990
Independence	UTEP	W, 38-18	1988
Tangerine	Missouri	L, 17-19	1981
Independence	McNeese State	W, 16-14	1980
Tangerine	Texas A&M-Commerce	L, 9-10	1958
Tangerine	West Texas A&M	L, 13-20	1957
Sun	Pacific	L, 7-26	1954
Sun	UTEP	L, 14-37	1953

TULANE

QUICK FACTS

Location: New Orleans, La.
 Founded: 1834
 Enrollment: 11,307
 Nickname: Green Wave
 Colors: Olive Green and Sky Blue
 Stadium: Louisiana Superdome (64,900)
 Field Surface: Field Turf
 President: Dr. Scott Cowen
 AD: Rick Dickson
 FAR: Gary Roberts
 SWA: Maria Ochoa Woods
 Head Coach: Chris Scelfo



Louisiana Superdome (64,900)

SPORTS INFORMATION

Assistant SID: Richie Weaver
 Office: 504/314-7232
 Cell: 504/352-5802
 Fax: 504/865-5512
 E-mail: rweaver@tulane.edu
 Website: www.TulaneGreenWave.com
 Press Box Phone: 504/587-3868



Chris Scelfo
Head Coach

FOOTBALL FACTS

Basic Offense:	Multiple
Basic Defense:	Multiple 4-3
Lettermen Returning/Lost:	42/16
Starters Returning:	
Offense	7
Defense	5
Specialists	2
2005 Record:	2-9
Postseason:	None
All-Time Record:	475-538-38 (470)
Bowl Appearances:	10
Bowl Record:	4-6
Last Appearance:	2002, Hawai'i



Dr. Scott Cowen
President



Rick Dickson
Athletic Director



Maria Ochoa Woods
SWA



Richie Weaver
Football SID


TULANE

2006 SCHEDULE

S9	at Houston	6:00p
S16	at Mississippi State	TBA
S23	at LSU	TBA
S30	SMU (CSTV)	8:00p
O7	RICE	1:00p
O14	at UTEP	8:00p
O21	at Auburn	TBA
O28	ARMY	1:00p
N4	at Marshall (CSTV)	7:00p
N11	SOUTHERN MISS	1:00p
N18	UCF	1:00p
N24 (Fri.)	at Tulsa	2:00p

All times are Central and subject to change

Conference games in bold.



2005 RESULTS

S17	# MISSISSIPPI ST. (CSTV)	L	14-21	0-1
S24	at SMU	W	31-10	1-1
O1	\$ SE LOUISIANA	W	28-21	2-1
O8	% HOUSTON (i)	L	14-35	2-2
O14	& UTEP (ESPN)	L	21-45	2-3
O21	at UCF	L	24-34	2-4
O29	! MARSHALL (CSTV)	L	26-27	2-5
N5	at Navy (CSTV)	L	21-49	2-6
N12	at Rice	L	34-42	2-7
N19	* TULSA	L	14-38	2-8
N26	at Southern Miss	L	7-26	2-9

- # - Independence Stadium (Shreveport, La.)
- \$ - Tiger Stadium (Baton Rouge, La.)
- / - Cajun Field (Lafayette, La.)
- & - Joe Aillet Stadium (Ruston, La.)
- ! - Ladd-Peebles Stadium (Mobile, Ala.)
- * - Malone Stadium (Monroe, La.)

HEAD COACH CHRIS SCELFO

Hometown: New Iberia, La.

Alma Mater: Northeast Louisiana '86

Birthdate: September 30, 1963

COACHING EXPERIENCE

1998-	Tulane	Head Coach - 33-49-0 (402) - 7 seasons
1996-98	Georgia	Assistant Head Coach/Offensive Line
1990-95	Marshall	Offensive Coordinator/Offensive Line
1988-89	Oklahoma	Graduate Assistant
1986-87	Northeast Louisiana	Assistant Offensive Line/Tight Ends
1986	River Oaks (La.) HS	Assistant Coach

Career Record: 33-49-0 (402) - 7 seasons

COACHING STAFF

- Assistant Head Coach/Offensive Coordinator/Quarterbacks: Frank Scelfo (Northeast Louisiana '81)
- Assistant Head Coach/Defensive Backs: Bill D'Ottavio (Millersville '86)
- Defensive Coordinator/Inside Linebackers: Eric Schumann (Alabama '77)
- Wide Receivers: Darryl Mason (Arkansas '83)
- Tight Ends/Recruiting Coordinator: Brad Smiley (Baylor '95)
- Outside Linebackers: Garret Chachere (Tulane '92)
- Running Backs: Greg Davis, Jr. (Nicholls State '94)
- Defensive Line: Lorenzo "Zo" Costantini (UTEP '91)
- Offensive Line: Don Mahoney (Marshall '92)

FOOTBALL OFFICE

Phone: 504/865-5355 Fax: 504/865-5379

KEY DATES

Players Report: August 10

Media Day: N/A

Fall Classes Begin: August 30



TULANE

NOTING THE GREEN WAVE

- ★ The Green Wave is scheduled to play its first football game in New Orleans since December 4, 2004 when SMU visits the refurbished Louisiana Superdome on Sept. 30. Due to the aftermath of Hurricane Katrina, Tulane played home games in Mobile, Ala., as well as Baton Rouge, Lafayette, Monroe, Ruston and Shreveport, La. during the 2005 season.
- ★ All nine Tulane assistant coaches return this season, even though four lost their homes or had extensive damage due to Hurricane Katrina.
- ★ Junior RB **Matt Forté** carried 27 times for a season-high 137 yards in the season finale against Southern Miss to finish as the team's leading rusher with 655 yards and four touchdowns. He has more than 1,200 yards in his first two seasons at Tulane. Forté earned C-USA All-Freshman honors in 2004 after rushing for 624 yards and four scores.
- ★ Wide receiver **Preston Brown** went catchless during his first two seasons at Tulane before leading the Green Wave in nearly all receiving categories last season. He caught 47 passes for 720 yards (15.2 per catch) and six touchdowns.
- ★ Quarterback **Lester Ricard** will enter his senior season ranked seventh all-time in passing yards (3,813), completions (309) and pass attempts (554) at Tulane, and is tied for sixth in touchdown passes (37).
- ★ Senior CB **Israel Route** ranked second in C-USA in punt return average (10.9) and seventh in kickoff return average (22.3), including one return for a touchdown. He also posted 40 tackles (24 solo) and three pass breakups.

2005 TEAM STATISTICS

CATEGORY	TULANE	OPPONENTS
First Downs	234	348
Rushes-Yards	341-979	463-2129
Rushing Yards/Game	89.0	193.5
Passes Att./Comp./Int.	423-218-16	286-167-7
Completion Pct.	.515	.584
Passing Yards	2551	1964
Passing Yards/Game	231.9	178.5
Total Off. Plays/Yds	764-3530	749-4093
Total Offense/Game	320.9	372.1
Punts-Average	64-39.5	56-43.4
Punt Returns-Avg.	27-11.3	26-11.1
Kickoff Returns-Avg.	48-21.0	38-23.1
Interceptions-Yards	6-57	13-168
Fumbles-Lost	14-10	16-7
Penalties-Yards	59-532	76-681
3rd Down Conversions	71-174	71-163
3rd Down Conversion Percentage	.410	.436
4th Down Conversions	11-25	8-16
4th Down Conversion Percentage	.440	.500
Sacks By-Yards	20-149	23-190
Avg. Time of Possession	29:03	30:57

2005 INDIVIDUAL LEADERS

RUSHING	ATT.	YDS.	AVG.	TD	LONG
Matt Forté	169	655	3.9	4	26
Jovon Jackson	101	428	4.2	5	34
TOTALS	341	979	2.9	9	34

PASSING	ATT.	COMP	PCT.	INT	YARDS	TD
Lester Ricard	323	166	.514	12	1932	16
Scott Elliott	92	48	.522	4	515	4
TOTALS	423	218	.515	16	2551	20

RECEIVING	REC	YDS.	AVG.	TD	LONG
Preston Brown	47	720	15.3	6	68
Bubba Terranova	36	500	13.9	4	74
TOTALS	218	2551	11.7	20	74

FIELD GOALS	MADE-ATT.	PCT.	LONG
Jacob Hartgroves	4-6	.667	26
TOTALS	9-16	.563	44

PUNTING	NO.	YARDS	AVG.	LONG
Chris Beckman	53	2166	40.9	54
TOTALS	64	2530	39.5	54

TACKLES	SOLOS	AST	TOTAL
Anthony Cannon	60	54	114
Brandon Spincer	35	32	67
Tra Boger	37	24	61
Sean Lucas	31	26	57
TOTALS	454	336	790

INTERCEPTIONS	NO.	YDS.	AVG.	TD
Tra Boger	3	73	24.3	1
TOTALS	7	134	19.1	2

Great Game in Green Wave History

Tulane - Dec. 31, 1998 (Liberty Bowl vs. BYU)

Tulane signal caller Shaun King rushed for 109 yards, passed for 276 and accounted for three touchdowns as the Green Wave capped off a perfect 12-0 season with a 41-27 victory over BYU in Memphis. The victory allowed the unbeaten Green Wave to finish the season ranked No. 7 in the nation. The postseason triumph was the first for the program since the 1970 Liberty Bowl. At one point, King led the Green Wave to 34 unanswered points after falling behind 6-0 in the first quarter. Tulane accumulated 528 yards against a BYU defense that was ranked No. 5 nationally entering the postseason contest.

TULANE

2006 DEPTH CHART

(Returning Starters in Bold)

LETTERMEN

Returning/Lost: 42/16

STARTERS

Offensive Returning/Lost: 7/4

Defensive Returning/Lost: 5/6

Special Teams Returning/Lost: 2/1

OFFENSE

- WR(Y) **Preston Brown**, Chris Dunn
- WR (H) Brian King, Jeremy Williams
- LT Troy Kropog, Travis Olexa
- LG Aryan Barton, John Landa
- C **Michael Parenton**, Percy Huff
- RG **Donald Madlock**, Scott Hoyt
- RT **Derek Rogers**/Tyler Rice
- TE Jerome Landry/Gabe Ratcliff/Justin Kessler
- WR (Z) **Kenneth Guidroz**, Michael Batiste
- QB **Lester Ricard**, Scott Elliott, Nick Cannon
- RB **Matt Forté**, Ray Boudreaux
- FB Ade Tuyo, Ian Miller
- WR (X) Damarcus Davis/Fred Smith, Evan Smith

DEFENSE

- DE **Antonio Harris**, Billy Harrison, **Michael Purcell**, Reggie Scott
- DT **Alvin Johnson**, Frank Morton
- DT Avery Williams, **Taurean Brown**
- DE Sean Carney, Julian Shives-Sams, Taylor Bertin, Craig Morris
- SLB Terrence Peterson, David Kirksey
- MLB Jordan Ellis, Evan Lee
- WLB James Dillard, James McMurchy
- CB Jeremy Foreman, Josh Lumar
- SS Joe Goosby, David Skehan, Cory Sonnier, Christian Okoye
- FS Carlis Jackson, Louis Thomas
- CB **Israel Route**, Matt Harding, O'Lindsey Brown

SPECIALISTS

- K Barrett Pepper
- P **Chris Beckman**
- DS **Craig Gelhardt**

KEY LOSSES

- TE Bobby Hoover
- RB Jovon Jackson
- OT Chris McGee
- C Joe Traina
- OG Matt Traina
- WR Bubba Terranova
- S Tra Boger
- LB Anthony Cannon
- DB Sean Lucas
- LB Antonio Mason
- LB Brandon Spincer
- CB Bruce Youmans



Lester Ricard

2006 SPRING SIGNEES

Name	Pos	Ht	Wt	Yr.	Hometown/HS, JC or College
C.J. Bailey	DB	5-10	187	Fr.	Moss Point, Miss./Moss Point
David Boyce	DL	6-7	275	Fr.	Gonzales, La./St. Paul's
Roshaad Byrd	DL	6-3	210	Fr.	Meridian, Miss./Meridian
Brandon Davis	LB	6-2	190	Fr.	Meridian, Miss./Meridian
Nick Dean	OL	6-3	281	Jr.	Shannon, Miss./Itawamba CC
Ryan Ellis	WR	6-2	190	Fr.	Ponte Vedra Beach, Fla./Allen D. Nease
Damion Fletcher	ATH	5-10	175	Fr.	Biloxi, Miss./Biloxi
Anthony Gray	DL	6-0	302	Fr.	Philadelphia, Miss./Philadelphia
Rodney Gray	WR	6-3	185	Fr.	Batesville, Miss./South Panola
Tory Harrison	RB	6-1	185	Fr.	Leesburg, Fla./Leesburg
Domonic Hopson	LB	6-2	232	Fr.	Pascagoula, Miss./Pascagoula
Faron Hornes	WR	5-7	160	Fr.	Bradenton, Fla./Southeast Bradenton
Chico Hunter	DB	6-0	190	Fr.	Vicksburg, Miss./Warren Central
Chris Johnson	DL	6-1	285	Jr.	East Brewton, Ala./Itawamba CC
Richard Kelly	TE	6-4	250	Fr.	Jacksonville, Fla./E.D. White
Torris MaGee	WR	6-2	185	Fr.	Hattiesburg, Miss./Oak Grove
Vontre Mason	DL	6-2	270	Jr.	Richmond, Calif./Diablo Valley CC
Michael McGee	DB	5-10	175	Fr.	Magee, Miss./Magee
Sean Merrill	DL	6-4	290	Jr.	D'iberville, Miss./Mississippi Gulf Coast CC
Alex Michael	OL	6-4	300	Fr.	Meridian, Miss./Southeast Lauderdale
Johdrick Morris	WR	6-3	195	Fr.	Baton Rouge, La./Central
Martez Smith	LB	6-0	198	Fr.	Camden, Miss./Velma Jackson
Ralph Turner	ATH	5-9	185	Fr.	Cottonwood, Ala./Cottonwood
Tyler Unsworth	OL	6-6	292	Fr.	Sildell, La./Northshore
Thomas Webb	TE	6-5	225	Fr.	Starkville, Miss./Starkville
Justin Wilson	DB	6-1	180	Fr.	Taylorville, Miss./Taylorville
Martevius Young	QB	6-1	178	Fr.	Alexander City, Ala./Ben Russell
Cameron Zipp	OL	6-2	297	Fr.	Mandeville, La./Fontainebleau



TULANE

2006 ROSTER

No	Name	Pos	Ht	Wt	Yr	Exp	Hometown/HS, JC or College	No	Name	Pos	Ht	Wt	Yr	Exp	Hometown/HS, JC or College
51	Aryan Barto	OL	6-4	262	Jr	1L	Houston, Texas/Stratford	77	Troy Kropog	OL	6-4	287	So.	SQ	Metairie, La./Rummel
15	Michael Batiste	WR	6-2	188	So.	SQ	Breaux Bridge, La./Breaux Bridge	76	John Landa	OL	6-3	295	Fr.	RS	Houston, Texas/Cypress Falls
45	Chris Beckman	P	6-2	202	Sr	3L	Grenada, Miss./Grenada	19	Jerome Landry	TE	6-4	260	Sr	3L	Chalmette, La./Holy Cross
54	Taylor Bertin	DE	6-2	255	Sr	SQ	Baton Rouge, La./Woodlawn	34	Evan Lee	LB	6-1	230	So.	1L	Miami, Fla./Palmetto
62	Chris Bordelon	OL	6-4	275	Jr.	SQ	Alexandria, La./Bolton	12	Josh Lumar	CB	5-11	165	So.	1L	Edgard, La./West St John
22	Ray Boudreaux	RB	5-10	200	Jr.	2L	Abbeville, La./Abbeville	66	Donald Madlock	OG	6-4	295	Sr	3L	Tyler, Texas/John Tyler
40	O'Lindsey Brown	DB	5-10	189	Jr.	SQ	Baton Rouge, La./University	36	James McMurphy	LB	6-1	215	Fr.	RS	Houston, Texas/Clear Lake
81	Preston Brown	WR	6-4	232	Sr	3L	Camden, N.J./Woodrow Wilson	40	Ian Miller	FB	6-0	253	Sr	1L	Dallas, Texas/Episcopal
93	Taurean Brown	DL	6-6	280	Sr	3L	Katy, Texas/Cinco Ranch	91	Craig Morris	DL	6-2	240	Sr.	3L	Marrero, La./Higgins
6	Nick Cannon	QB	6-3	215	Sr	2L	Hahnville, La./Hahnville	99	Frank Morton	DL	6-2	303	Jr.	2L	Decatur, Ga./Southwest DeKalb
94	Sean Carney	DE	6-3	240	So.	1L	Dallas, Texas/Jesuit College	43	Christian Okoye	DB	6-1	185	Fr.	RS	Lafayette, La./Lafayette
11	Damarcus Davis	WR	6-0	189	Sr	3L	Shreveport, La./Fair Park	70	Travis Olexa	OL	6-4	290	Fr.	RS	Houston, Texas/St. Thomas
48	James Dillard	LB	6-1	220	So.	1L	Pembroke Pines, Fla./Monsignor Pace	65	Michael Parenton	OL	6-3	292	So.	1L	Thibodaux, La./E.D. White
3	Chris Dunn	WR	6-2	200	Fr.	RS	Arlington, Texas/Sam Houston	29	Barrett Pepper	K	5-10	193	Sr	3L	Bastrop, La./Bastrop
16	Scott Elliott	QB	6-1	193	So.	1L	Bay City, Texas/Bay City	15	Terrence Peterson	LB	5-11	215	Sr	3L	Alvin, Texas/Alvin
44	Jordan Ellis	LB	6-1	235	So.	1L	Pass Christian, Miss./St. Stanislaus	98	Michael Purcell	DL	6-1	275	Sr	3L	Dripping Springs, Texas/ Dripping Springs
79	William Fairburn	DE	6-4	249	Sr	SQ	Mandeville, La./Mandeville	5	Gabe Ratcliff	TE	6-2	231	Jr.	2L	Houston, Texas/Jersey Village
21	Jeremy Foreman	CB	6-2	172	Sr	3L	Lutcher, La./Lutcher	8	Lester Ricard	QB	6-5	222	Sr.	2L	Denham Springs, La./Amite
25	Matt Forté	RB	6-1	224	Jr	2L	Slidell, La./Slidell	75	Tyler Rice	OL	6-5	285	Fr.	RS	Bradenton, Fla./Lakewood Ranch
60	Craig Gelhardt	DS	6-2	250	So.	1L	Tallahassee, Fla./Lincoln	64	Derek Rogers	OT	6-5	309	Sr	3L	St Amant, La./St Amant
18	Joe Goosby	DB	6-0	203	Jr	2L	Houston, Texas/Jersey Village	4	Israel Route	CB	5-9	184	Sr.	3L	Stone Mountain, Ga./Stephenson
84	Kenneth Guidroz	WR	6-3	209	Jr.	1L	Port Sulphur, La./Port Sulphur	9	Anthony Sceifo	QB	5-10	190	Fr.	RS	New Orleans, La./Jesuit
1	Matt Harding	DB	5-11	185	So.	1L	South Garland, Texas/South Garland	92	Reggie Scott	DL	6-3	252	So	SQ	Charlotte, N.C./Harding University
57	Antonio Harris	DL	6-2	271	Jr	2L	Shreveport, La./Green Oaks	97	Julian Shives-Sams	DL	6-2	266	So	SQ	Slidell, La./Northshore
89	Charles Harris	WR	6-3	175	So.	SQ	Irving, Texas/MacArthur	19	David Skehan	DB	6-0	196	Jr	1L	Bronx, N.Y./Fordham Prep
42	Billy Harrison	DE	6-4	243	Sr	3L	Pensacola, Fla./Catholic	82	Evan Smith	WR	5-8	172	Jr.	SQ	Plainview, N.Y./Plainview
74	Scott Holt	OL	6-5	282	Jr	SQ	New Orleans, La./Holy Cross	13	Fred Smith	WR	5-8	183	Jr.	2L	Destrehan, La./Destrehan
71	Percy Huff	OL	6-4	316	So	SQ	Greensburg, La./St. Helena Central	38	Cory Sonnier	S	6-0	190	Fr.	RS	Friendswood, Texas/Clear Brook
14	Carlis Jackson	CB	6-0	178	Jr.	2L	Slidell, La./Salmen	39	Louis Thomas	DB	5-11	180	Jr.	1L	Marrero, La./Archbishop Shaw
90	Alvin Johnson	DE	6-3	300	Jr.	2L	Harvey, La./West Jefferson	23	Ade Tuyoy	RB	5-11	203	Jr.	1L	Houston, Texas/Jersey Village
80	Justin Kessler	TE	6-4	234	So	SQ	Alvarado, Texas/Alvarado	56	Avery Williams	DL	6-0	282	Jr.	2L	Houston, Texas/Houston Lamar
83	Brian King	WR	6-1	180	So.	1L	Slidell, La./Slidell	20	Jeremy Williams	WR	6-2	175	Fr.	RS	Baytown, Texas/Sterling
55	David Kirksey	LB	6-1	200	Fr	RS	Mobile, Ala./Davidson								



Antonio Harris



Preston Brown



Israel Route



Matt Forté

TULANE

YEAR	COACH	OVERALL	C-USA	BOWL
2005	Chris Scelfo	2-9-0	1-7	
2004	Chris Scelfo	5-6-0	3-5	
2003	Chris Scelfo	5-7-0	3-5	
2002	Chris Scelfo	8-5-0	4-4	Hawai'i
2001	Chris Scelfo	3-9-0	1-6	
2000	Chris Scelfo	6-5-0	3-4	
1999	Chris Scelfo	3-8-0	1-5	
1998	Chris Scelfo	1-0-0		Liberty
1998	Tommy Bowden	11-0-0	6-0	
1997	Tommy Bowden	7-4-0	5-1	
1996	Buddy Teevens	2-9-0	1-4	
1995	Buddy Teevens	2-9-0		
1994	Buddy Teevens	1-10-0		
1993	Buddy Teevens	4-8-0		
1992	Buddy Teevens	2-9-0		
1991	Greg Davis	1-10-0		
1990	Greg Davis	4-7-0		
1989	Greg Davis	4-8-0		
1988	Greg Davis	5-6-0		
1987	Mack Brown	6-6-0		Independence
1986	Mack Brown	4-7-0		
1985	Mack Brown	1-10-0		
1984	Wally English	3-8-0		
1983	Wally English	2-9-0		
1982	Vince Gibson	4-7-0		
1981	Vince Gibson	6-5-0		
1980	Vince Gibson	7-5-0		Hall of Fame
1979	Larry Smith	9-3-0		Liberty
1978	Larry Smith	4-7-0		
1977	Larry Smith	3-8-0		
1976	Larry Smith	2-9-0		
1975	Bennie Ellender	4-7-0		
1974	Bennie Ellender	5-6-0		
1973	Bennie Ellender	9-3-0		Bluebonnet
1972	Bennie Ellender	6-5-0		
1971	Bennie Ellender	3-8-0		
1970	Jim Pittman	8-4-0		Liberty
1969	Jim Pittman	3-7-0		
1968	Jim Pittman	2-8-0		
1967	Jim Pittman	3-7-0		
1966	Jim Pittman	5-4-1		
1965	Tommy O'Boyle	2-8-0		
1964	Tommy O'Boyle	3-7-0		
1963	Tommy O'Boyle	1-8-1		
1962	Tommy O'Boyle	0-10-0		
1961	Andy Pilney	2-8-0		
1960	Andy Pilney	3-6-1		
1959	Andy Pilney	3-6-1		
1958	Andy Pilney	3-7-0		
1957	Andy Pilney	2-8-0		
1956	Andy Pilney	6-4-0		
1955	Andy Pilney	5-4-1		
1954	Andy Pilney	1-6-3		
1953	Raymond Wolf	1-8-1		
1952	Raymond Wolf	5-5-0		
1951	Henry E. Frnka	4-6-0		
1950	Henry E. Frnka	6-2-1		
1949	Henry E. Frnka	7-2-1		
1948	Henry E. Frnka	9-1-0		
1947	Henry E. Frnka	2-5-2		
1946	Henry E. Frnka	3-7-0		
1945	Claude Simons, Jr.	2-6-1		
1944	Claude Simons, Jr.	4-3-0		
1943	Claude Simons, Jr.	3-3-0		
1942	Claude Simons, Jr.	4-5-0		

YEAR	COACH	OVERALL	C-USA	BOWL
1941	Lowell Dawson	5-4-0		
1940	Lowell Dawson	5-5-0		
1939	Lowell Dawson	8-1-1		Sugar
1938	Lowell Dawson	7-2-1		
1937	Lowell Dawson	5-4-1		
1936	Lowell Dawson	6-3-1		
1935	Ted Cox	6-4-0		
1934	Ted Cox	10-1-0		Sugar
1933	Ted Cox	6-3-1		
1932	Ted Cox	6-2-1		
1931	Bernie Bierman	11-1-0		Rose
1930	Bernie Bierman	8-1-0		
1929	Bernie Bierman	9-0-0		
1928	Bernie Bierman	6-3-1		
1927	Bernie Bierman	2-5-1		
1926	Clark Shaughnessy	3-5-1		
1925	Clark Shaughnessy	9-0-1		
1924	Clark Shaughnessy	8-1-0		
1923	Clark Shaughnessy	6-3-1		
1922	Clark Shaughnessy	4-4-0		
1921	Myron Fuller	4-6-0		
1920	Clark Shaughnessy	6-2-1		
1919	Clark Shaughnessy	6-2-1		
1918	Clark Shaughnessy	4-1-1		
1917	Clark Shaughnessy	5-3-0		
1916	Clark Shaughnessy	4-3-1		
1915	Clark Shaughnessy	4-4-0		
1914	E.R. Sweetland	3-3-1		
1913	A.C. Hoffman	3-5-0		
1912	AA. Mason	5-3-0		
1911	AA. Mason	5-3-1		
1910	AA. Mason	0-7-0		
1909	Buster Brown	4-3-2		
1908	Joe Curtis	7-1-0		
1907	Joe Curtis	3-2-0		
1906	John Russ	0-4-1		
1905	J. Tobin/H. Ludlow	0-1-0		
1904	T. Berry/J. Janvier	5-2-0		
1903	Charles Eshleman	2-2-1		
1902	Virginius Dabney	1-4-2		
1901	H.T. Summersgill	5-1-0		
1900	H.T. Summersgill	5-0-0		
1899	H.H. Collier	0-6-1		
1898	John Lombard	1-1-0		
1896	Harry Baum	3-2-0		
1895	T.L. Bayne	3-2-0		
1894	Fred Sweet	0-4-0		
1893	T.L. Bayne	1-2-0		


BOWL RESULTS (4-6)

Bowl	Opponent	Result	Year
Hawai'i	Hawai'i	W, 36-28	2002
Liberty	Brigham Young	W, 41-27	1998
Independence	Washington	L, 12-24	1987
Hall of Fame	Arkansas	L, 15-34	1980
Liberty	Penn State	L, 6-9	1979
Bluebonnet	Houston	L, 7-47	1973
Liberty	Colorado	W, 17-3	1970
Sugar	Texas A&M	L, 13-14	1940
Sugar	Temple	W, 20-11	1935
Rose	USC	L, 12-21	1932

TULSA

QUICK FACTS


Location: Tulsa, Okla.
 Founded: 1894
 Enrollment: 4,100
 Nickname: Golden Hurricane
 Colors: Old Gold, Royal Blue, Crimson
 Stadium: Skelly Stadium (35,542)
 Field Surface: Field Turf
 President: Dr. Steadman Upham
 AD: Bubba Cunningham
 FAR: Tom Holland
 SWA: Crista Troester
 Head Coach: Steve Kragthorpe



Skelly Stadium (35,542)

SPORTS INFORMATION

SID: Don Tomkalski
 Office: 918/631-2395
 Home: 918/250-6803
 Fax: 918/631-3913
 E-mail: donald-tomkalski@utulsa.edu
 Website: www.tulсахurricane.com
 Press Box Phone: 918/631-2492



Steve Kragthorpe
Head Coach

FOOTBALL FACTS

Basic Offense:	Pro Set
Basic Defense:	3-3-5
Lettermen Returning/Lost:	43/15
Starters Returning:	
Offense	7
Defense	9
Specialists	1
2005 Record:	9-4
Postseason:	Liberty Bowl
All-Time Record:	534-423-27 (556)
Bowl Appearances:	13
Bowl Record:	5-8
Last Appearance:	2005, Auto Zone Liberty Bowl



Dr. Steadman Upham
President



Bubba Cunningham
Athletic Director



Crista Troester
SWA



Don Tomkalski
Football SID




TULSA

2006 SCHEDULE

A31 (Thu.)	STEPHEN F. AUSTIN	6:00p
S9	at BYU	3:00p
S16	NORTH TEXAS	6:00p
S23	at Navy (CSTV)	12:30p
O3 (Tue.)	SOUTHERN MISS (ESPN 2)	6:30p
O14	at East Carolina	2:00p
O21	at Memphis (CSTV)	7:00p
O27 (Fri.)	UTEP (ESPN 2)	7:00p
N4	at Houston	4:00p
N11	RICE	2:00p
N18	at SMU	2:00p
N24 (Fri.)	TULANE	2:00p

All times are Central and subject to change
Conference games in bold.



KEY DATES

Players Report: August 4

Media Day: August 8

Fall Classes Begin: August 21

2005 RESULTS

S1	MINNESOTA (ESPN2)	L	10-41	0-1
S10	at (16) Oklahoma (FSN)	L	15-31	0-2
S17	at North Texas	W	54-2	1-2
S24	MEMPHIS	W	37-31 (ot)	2-2
O1	HOUSTON	L	23-30	2-3
O8	at Southern Miss (CSTV)	W	34-17	3-3
O15	at Rice	W	41-21	4-3
O22	SMU	W	20-13	5-3
N5	at UTEP	L	38-41	5-4
N12	EAST CAROLINA	W	45-13	6-4
N19	*at Tulane	W	38-14	7-4
D3	at UCF (ESPN)	W	44-27	8-4
	<i>(C-USA Championship Game - Orlando, Fla.)</i>			
D31	vs. Fresno State (ESPN)	W	31-24	9-4
	<i>(AutoZone Liberty Bowl)</i>			

HEAD COACH STEVE KRAGTHORPE

Hometown: Missoula, Montana
 Alma Mater: West Texas State '87
 Birthdate: April 28, 1965

COACHING EXPERIENCE

2002-	Tulsa	Head Coach - 21-17 (.553) - 3 seasons
2001-02	Buffalo Bills	Quarterbacks
1998-2000	Texas A&M	Offensive Coordinator/QB's
1997-98	Texas A&M	Wide Receivers
1996	Boston College	Quarterbacks
1994-95	North Texas	Offensive Coordinator
1992-93	Northern Arizona	Offensive Coordinator
1990-91	Northern Arizona	Quarterbacks
1988-89	Oregon State	Graduate Assistant

Career Record: 21-17 (.553) - 3 seasons

COACHING STAFF

Assistant Head Coach/Offensive Coordinator/QB's : Charlie Stubbs (Brigham Young '78)
 Co-Defensive Coordinator/Safeties: Keith Patterson (East Central '86)
 Wide Receivers/Special Teams: Bob Schultz (Texas '80)
 Tight Ends: Matt Wells (Utah State '97)
 Co-Defensive Coordinator/Defensive Line: Mark Nelson (East Central '80)
 Cornerbacks: Derek Jones (Mississippi '98)
 Running Backs: Brad Calip (East Central '86)
 Linebackers: Darin Elliot (Wyoming '99)
 Offensive Line: Spencer Leftwich (Stephen F. Austin '88)

FOOTBALL OFFICE

Phone: 918/631-2393 Fax: 918/631-2127



TULSA

NOTING THE GOLDEN HURRICANE

- ★ As a first-year member of Conference USA in 2005, the Golden Hurricane claimed the C-USA West Division title and won the Inaugural Conference USA Football Championship game. It was the 34th time in school history that Tulsa had won a conference football championship title.
- ★ CB **Nick Graham** returns for his senior season after being ranked eighth in the nation for interceptions in 2005.
- ★ In Tulsa's 21 wins since **Steve Kragthorpe** became head coach, the Hurricane has averaged 39.5 points and scored 30-plus points in 19 of those 21 victories.
- ★ The Tulsa defense ranked third nationally last year for both Interceptions (22) and turnovers gained (36).
- ★ Junior QB **Paul Smith's** nine 200+ yard passing games was the most for a Tulsa quarterback since 1993 when Gus Frerotte had nine.
- ★ The MVP of the Liberty Bowl (QB Smith) and Tulsa's Defensive Player of the Game (DB **Anthony Germany**) both return for their junior seasons.
- ★ Tulsa returns its top six tacklers from last year's team, including 456 of Tulsa's 808 total tackles.

2005 TEAM STATISTICS

CATEGORY	TULSA	OPPONENTS
First Downs	264	229
Rushes-Yards	491-2146	500-2132
Rushing Yards/Game	165.1	164.0
Passes Att./Comp./Int.	255-406-8	359-194-22
Completion Pct.	.628	.540
Passing Yards	3083	2396
Passing Yards/Game	237.2	184.3
Total Off. Plays/Yds	897-5229	859-4528
Total Offense/Game	402.2	348.3
Punts-Average	67-37.4	62-39.4
Punt Returns-Avg.	25-9.3	29-6.4
Kickoff Returns-Avg.	41-22.1	65-17.2
Interceptions-Yards	22-171	8-269
Fumbles-Lost	20-10	28-14
Penalties-Yards	76-620	97-858
3rd Down Conversions	95-195	72-183
3rd Down Conversion Percentage	.490	.390
4th Down Conversions	4-7	10-22
4th Down Conversion Percentage	.570	.450
Sacks By-Yards	30-232	26-136
Avg. Time of Possession	32:21	27:39

2005 INDIVIDUAL LEADERS

RUSHING	ATT.	YDS.	AVG.	TD	LONG
Uril Parrish	179	775	4.3	9	37
Tarrion Adams	89	574	6.4	8	64
TOTALS	491	2146	4.4	29	64

PASSING	ATT.	COMP	PCT.	INT	YARDS	TD
Paul Smith	364	227	.624	6	2847	20
TOTALS	406	255	.628	8	3083	21

RECEIVING	REC	YDS.	AVG.	TD	LONG
Garrett Mills	87	1235	14.2	9	66
Ashlan Davis	35	451	12.9	5	54
Uril Parrish	25	246	9.8	1	46
TOTALS	255	3083	12.1	21	66

FIELD GOALS	MADE-ATT.	PCT.	LONG
Brad DeVault	18-21	.857	52
TOTALS	18-21	.857	52

PUNTING	NO.	YARDS	AVG.	LONG
Chris Kindred	63	2385	37.9	67
TOTALS	67	2507	37.9	67

TACKLES	SOLOS	AST	TOTAL
Nelson Coleman	64	53	117
Bobby Blackshire	53	46	99
Chris Chamberlain	53	35	88
TOTALS	523	375	898

INTERCEPTIONS	NO.	YDS.	AVG.	TD
Nick Graham	6	66	11.0	0
Jullan McGowan	4	20	5.0	0
TOTALS	22	171	7.8	0

Great Game in Golden Hurricane History

Tulsa - Dec. 3, 2005 (C-USA Championship Game vs. UCF)

The Golden Hurricane followed up a C-USA West Division title by winning its first league title in 20 years with a 44-27 victory over UCF in the league's inaugural championship game. In a battle of first-year members, Tulsa held the Golden Knights scoreless in the second half as running back Tarrion Adams rushed for two touchdowns and caught another in the 17-point victory. Tulsa's Garrett Mills had eight catches for 152 yards - giving him 1,183 for the year, a new NCAA record for most receiving yards by a tight end in a season.

TULSA

2006 DEPTH CHART

(Returning Starters in Bold)

LETTERMEN

Returning/Lost: 43/15

STARTERS

Offensive Returning/Lost: 7/4

Defensive Returning/Lost: 9/2

Special Teams Returning/Lost: 1/1

OFFENSE

WR Ryan Bugg, Jesse Meyer, Kyle Grooms
 TE **Charles Ramsey**, Aaron Roupoli, Jacob Collums
 LT **Mike Mengers**, Jody Whaley
 LG **John Hameister-Ries**, Curt Puckett, Dennis Thomas
 C **Aaron Danehauer**, Justin Morsey, Jeff Bryant
 RG Rodrick Thomas, Wade Whittlow
 RT **Jeff Perrett**, Kevin Lane, Blair Frederick
 TE Ted Curtis, Jacob Frank, Kyle Nelson
 QB **Paul Smith**, David Johnson, Drew Westling
 RB Brandon Diles, Tarrion Adams, Courtney Tennal
 WR **Idris Moss**, Donnie Johnson, Cauvey Jackson

DEFENSE

DE Chadd Evans, **Robert Latu**, Popsie Floyd
 NG Brandon Jones, Walter Boyd, **Terrel Nemons**
 DE Moton Hopkins, Kinny Spotwood, Cedric Godfrey
 SAM **Nick Bunting**, Alain Karatepeyan
 MLB **Nelson Coleman**, Cody Madison
 WILL **Chris Chamberlain**, George Clinkscale
 BAN Kedrick Alexander, Steve Craver, James Lockett
 SPUR **Anthony Germany**, Ty Page, Jonathan Penelton
 FS **Bobby Blackshire**, Randy Duncan, Josh Burris
 CB **Nick Graham**, Marchon Tatmon, Terrance Thomas
 CB Roy Roberts, **Jullan McGowan**

SPECIALISTS

PK Jarrod Tracy, Matt Schultz, Alexander Bridge
 P **Chris Kindred**, Paul Jurado

KEY LOSSES

TE Garrett Mills
 RB Uril Parrish
 OG Jesse Stoneham
 DB Bobby Klinck
 DE Brandon Lohr
 K Brad DeVault
 WR/KOR Ashlan Davis



Bobby Blackshire

2006 SPRING SIGNEES


Name	Pos	Ht	Wt	Yr.	Hometown/HS, JC or College
Tanner Antle	LB	6-4	190	Fr.	Foyll, Okla./Foyll
Jon Bell	DT	6-1	255	Fr.	Shreveport, La./Evangel Christian
Mike Bryan	LB	6-1	215	Fr.	Coweta, Okla./Coweta
Logan Cawyer	TE	6-4	234	Fr.	Commerce, Okla./Commerce
Cameron Clemons	WR	5-11	180	Jr.	Anaheim, Calif./Santa Ana JC
Dominique Crawford	CB	5-9	170	Fr.	Giddings, Texas/Giddings
Charles Davis	CB	5-9	155	Fr.	Fort Worth, Texas/North Crowley
Ronnie DeWitt	OL	6-5	260	Fr.	Lake Austin, Texas/Lake Austin
Donald Gobert	FS	6-3	180	Fr.	Crockett, Texas/Crockett
Anthony Egbuniwe	DE	6-4	220	Fr.	Greenville S.C./J.L. Mann
Clark Harrell	QB	6-2	190	Fr.	Ennis, Texas/Ennis
Corey Kizer	WR	6-2	210	Jr.	Memphis, Tenn./Coahoma (Miss.) JC
Daniel Morrell	WR	6-1	186	Fr.	Blanchard, Okla./Blanchard
Justin Morsey	OL	6-2	274	So.	Sapulpa, Okla./NE Oklahoma A&M
Stephen Polk	WR	6-1	195	Fr.	Dallas, Texas/Pinkston
Tyler Scarbrough	DE	6-3	240	Fr.	Stillwater, Okla./Stillwater
Kenny Scott	DT	6-1	324	Fr.	Anderson, S.C./T.L. Hanna
Kenny Sims	CB	5-11	189	Fr.	Florissant, Mo./Hazelwood Central
Dion Toliver	WR	5-10	160	Jr.	Riverside, Calif./Riverside JC
Brandon Washington	OL	6-3	330	Fr.	Cedar Hill, Texas/Cedar Hill
Jamad Williams	CB	5-9	193	Fr.	Midwest City, Okla./Midwest City

TULSA


2006 ROSTER

No	Name	Pos	Ht	Wt	Yr	Exp	Hometown/HS, JC or College
25	Tarrison Adams	RB	6-1	204	So	1L	Moore, Okla./Moore
2	Kedrick Alexander	DB	6-2	210	Sr.	2L	Plano, Texas/Plano
40	Tanner Antle	LB	6-4	190	Fr.	HS	Foyil, Okla./Foyil
4	Bobby Blackshire	DB	6-3	205	Sr.	3L	Tulsa, Okla./East Central
96	Walter Boyd	DE	6-2	317	Jr.	2L	Shawnee, Okla./Shawnee
70	Alexander Bridge	P	5-10	205	Fr.	RS	Los Alamos, N.M./Los Alamos
60	Jeff Bryant	OG	6-3	316	Sr.	SQ	Edmond, Okla./Santa Fe-Citrus JC
83	Ryan Bugg	WR	6-0	195	Sr.	1L	Atascadero, Calif./Allen Hancock College
41	Nick Bunting	LB	6-1	230	Sr.	3L	Tulsa, Okla./Holland Hall
19	Josh Burris	DB	5-10	186	So	1L	Garland, Texas/South Garland
51	Tyler Cariton	P	5-11	178	So.	SQ	Sapulpa, Okla./Sapulpa
32	Chris Chamberlain	LB	6-2	225	Jr.	2L	Bethany, Okla./Bethany
8	George Clinkscale	LB	6-0	241	So.	1L	Cedar Hill, Texas/Cedar Hill
55	Nelson Coleman	LB	6-2	235	Jr.	2L	Dallas, Texas/Skyline
86	Jacob Collums	TE	6-4	236	Fr.	RS	Enid, Okla./Enid
6	Steve Craver	LB	6-1	212	Jr.	RS	Hurst, Texas/Kilgore JC
30	Ted Curtis	TE	6-1	242	Jr	2L	Moore, Okla./Moore
56	Aaron Danenhauer	C	6-5	302	Sr.	3L	Bentonville, Ark./Bentonville
92	Tommy Daniels	NG	6-2	338	So	1L	Ennis, Texas/Ennis
50	Alex Detwiler	DE	6-1	217	Jr.	SQ	Tulsa, Okla./Holland Hall
34	Brandon Diles	RB	5-11	215	Sr.	3L	Abilene, Texas/Cooper
7	Randy Duncan	DB	6-2	188	So.	1L	Mesquite, Texas/Mesquite
95	Chadd Evans	DE	6-4	260	Jr.	1L	Tulsa, Okla./ Colorado
39	Popsie Floyd	DE	6-1	250	Fr.	RS	Tulsa, Okla./East Central
75	Jacob Frank	TE	6-1	233	So.	SQ	Houston, Texas/Klein Collins
79	Blair Frederick	OT	6-5	265	Jr	SQ	Houston, Texas/Langham Creek
3	Anthony Germany	DB	6-1	211	Jr.	2L	Oklahoma City, Okla./Pulnam City
52	Cedric Godfrey	DE	6-1	243	Fr	RS	Cedar Hill, Texas/Cedar Hill
22	Nick Graham	DB	5-11	191	Sr	3L	Oklahoma City, Okla./Millwood
85	Kyle Grooms	WR	6-3	205	Jr.	2L	Englewood, Colo./Regis Jesuit
67	Jon Hamelster-Ries	OG	6-6	308	Sr.	1L	Edmonton, Alberta, Canada/ Strathcona Composite
9	Corey Heinz	WR	5-11	161	Fr.	RS	Lone Tree, Colo./Highland Ranch
93	Moton Hopkins	DE	6-3	275	So.	1L	Converse, Texas/Randolph
28	Cauvey Jackson	WR	5-10	188	Jr.	1L	Louisville, Ky./Pleasure Ridge Park
22	Aaron Johnson	RB	5-9	190	So.	SQ	Tulsa, Okla./Victory Christian
5	David Johnson	QB	6-2	217	So.	1L	Portland, Ore./Southridge
9	Donnie Johnson	WR	5-9	208	Sr.	3L	Dallas, Texas/Skyline
90	Brandon Jones	NG	6-2	297	Jr	2L	Duncanville, Texas/Duncanville
48	Paul Jurado	P	6-1	195	So.	RS	Chino, Calif./Citrus College
44	Alain Karatepeyan	LB	6-1	250	Jr.	1L	Chatsworth, Calif./Pierce College
5	Chris Kindred	P	5-11	205	Sr.	3L	Spring, Texas/US Navy Prep

No	Name	Pos	Ht	Wt	Yr	Exp	Hometown/HS, JC or College
74	Kevin Lane	OT	6-5	333	Fr.	RS	Calgary, Alberta/St. Mary's
91	Robert Latu	DE	6-2	271	Sr	3L	Fort Worth, Texas/Fossil Ridge
37	James Lockett	DB	5-11	192	Fr.	RS	Arlington, Texas/Mansfield Summit
35	Cody Madlson	LB	6-3	239	Jr	2L	Chickasha, Okla./Chickasha
13	Julian McGowar	DB	6-0	165	Sr	1L	Carson, Miss./Pearl River CC
66	Mike Mengers	OT	6-4	280	Sr.	1L	Mustang, Okla./Northeastern Oklahoma A&M
84	Jesse Meyer	WR	6-3	198	So	1L	Jenks, Okla./Jenks
53	Justin Morsey	C	6-2	282	So.	JC	Sapulpa, Okla./Northeastern Oklahoma A&M
80	Idris Moss	WR	5-10	180	Sr	1L	Alameda, Okla./Chaffrey College
32	Josh Myshak	TE	6-0	241	Fr.	WO	Alberta, Canada/Memorial Composite
21	Kyle Nelson	TE	6-2	226	Fr.	WO	Waco, Texas/China Springs
99	Terrel Nemons	NG	6-4	345	So	1L	Cedar Hill, Texas/Cedar Hill
46	Ty Page	DB	6-2	220	So.	1L	Dallas, Texas/Adamson
38	Jonathan Penelton	DB	6-0	214	So.	1L	Dallas, Texas/Skyline
78	Jeff Perrett	OT	6-7	329	Sr	3L	Taber, Alberta, Canada/ Lethbridge Collegiate Institute
76	Curt Puckett	OG	6-3	305	Fr	RS	Coweta, Okla./Coweta
88	Charles Ramsey	TE	6-4	254	Jr	1L	Owasso, Okla./Owasso
10	Roy Roberts	DB	5-11	205	So.	1L	Ardmore, Okla./Ardmore
89	Aaron Roupoll	TE	6-2	244	Sr.	1L	Huntington Beach, Calif./ Santa Ana JC
25	Matt Schultz	PK	6-0	154	So	SQ	Sand Springs, Okla./Sand Springs
12	Paul Smith	QB	6-2	193	Jr.	2L	Owasso, Okla./Owasso
33	Kinny Spotwood	DE	6-1	232	Jr.	2L	Abilene, Texas/Cooper
63	Mike Sullivan	TE	6-3	238	Fr	RS	Highlands Ranch, Colo./ Highlands Ranch
16	Marchon Tatmon	DB	6-1	207	Sr	SQ	Oakland, Calif./Chabot College
59	Skyler Taylor	NG	6-0	269	Fr.	RS	Tulsa, Okla./Booker T. Washington
20	Courtney Tennial	RB	5-9	214	Jr.	TR	Gienpool, Okla./Oklahoma
62	Dennis Thomas	OL	6-2	310	Fr.	RS	Broken Arrow, Okla./Broken Arrow
52	Kody Thomas	LB	6-2	205	Fr	RS	Broken Arrow, Okla./ Lincoln Christian
70	Rodrick Thomas	OG	6-4	347	So.	RS	Oklahoma City, Okla./Northeast
21	Terrance Thomas	DB	5-10	175	Jr.	SQ	Gordon, Ala./Ashford
29	Jarod Tracy	PK	6-0	165	Jr.	1L	Aledo, Texas/Aledo
7	Drew Westling	QB	6-3	215	Fr.	RS	Mission Viejo, Calif./Aliso Niguel
65	Jody Whaley	OT	6-3	302	Fr.	RS	Comanche, Okla./Comanche
77	Wade Whittlow	OT	6-4	310	Jr.	1L	Clute, Texas/Brazoswood
61	Travis Wike	OT	6-4	279	Fr.	RS	Wichita, Kan./Collegiate



Nick Graham



Nelson Coleman



Paul Smith



Jeff Perrett

TULSA

YEAR	COACH	OVERALL	C-USA	BOWL
2005	Steve Kragthorpe	9-4-0	6-2	Liberty
2004	Steve Kragthorpe	4-8-0		
2003	Steve Kragthorpe	8-5-0		Humanitarian
2002	Keith Burns	1-11		
2001	Keith Burns	1-10		
2000	Keith Burns	5-7		
1999	Rader/Henderson	1-6/1-3		
1998	David Rader	4-7-0		
1997	David Rader	2-9-0		
1996	David Rader	4-7-0		
1995	David Rader	4-7-0		
1994	David Rader	3-8-0		
1993	David Rader	4-6-1		
1992	David Rader	4-7-0		
1991	David Rader	10-2-0		Freedom
1990	David Rader	3-8-0		
1989	David Rader	6-6-0		Independence
1988	David Rader	4-7-0		
1987	George Henshaw	3-8-0		
1986	Don Morton	7-4-0		
1985	Don Morton	6-5-0		
1984	John Cooper	6-5-0		
1983	John Cooper	8-3-0		
1982	John Cooper	10-1-0		
1981	John Cooper	7-4-0		
1980	John Cooper	8-3-0		
1979	John Cooper	6-5-0		
1978	John Cooper	9-2-0		
1977	John Cooper	3-8-0		
1976	F.A. Dry	7-4-1		Independence
1975	F.A. Dry	7-4-0		
1974	F.A. Dry	8-3-0		
1973	F.A. Dry	6-5-0		
1972	Gibson/Dry	1-5/3-2		
1971	Claude Gibson	4-7-0		
1970	Claude Gibson	6-4-0		
1969	Vince Carillot	1-9-0		
1968	Glenn Dobbs	3-7-0		
1967	Glenn Dobbs	7-3-0		
1966	Glenn Dobbs	6-4-0		
1965	Glenn Dobbs	8-3-0		Bluebonnet
1964	Glenn Dobbs	9-2-0		Bluebonnet
1963	Glenn Dobbs	5-5-0		
1962	Glenn Dobbs	5-5-0		
1961	Glenn Dobbs	2-8-0		
1960	Bobby Dobbs	5-5-0		
1959	Bobby Dobbs	5-5-0		
1958	Bobby Dobbs	7-3-0		
1957	Bobby Dobbs	4-6-0		
1956	Bobby Dobbs	7-2-1		
1955	Bobby Dobbs	2-7-1		
1954	Bernie Witucki	0-11-0		
1953	Bernie Witucki	3-7-0		
1952	J.O. Brothers	8-2-1		Gator
1951	J.O. Brothers	9-2-0		
1950	J.O. Brothers	9-1-1		
1949	J.O. Brothers	5-5-1		
1948	J.O. Brothers	0-9-1		
1947	J.O. Brothers	5-5-0		
1946	J.O. Brothers	9-1-0		
1945	Henry Frnka	8-3-0		Oil
1944	Henry Frnka	8-2-0		Orange
1943	Henry Frnka	6-1-1		Sugar
1942	Henry Frnka	10-1-0		Sugar

YEAR	COACH	OVERALL	C-USA	BOWL
1941	Henry Frnka	8-2-0		Sun
1940	Chet Benefiel	7-3-0		
1939	Chet Benefiel	4-5-1		
1938	Vic Hurt	4-5-1		
1937	Vic Hurt	6-2-2		
1936	Vic Hurt	5-2-2		
1935	Elmer Henderson	3-6-1		
1934	Elmer Henderson	5-2-1		
1933	Elmer Henderson	6-1-0		
1932	Elmer Henderson	7-1-1		
1931	Elmer Henderson	8-3-0		
1930	Elmer Henderson	7-2-0		
1929	Elmer Henderson	6-3-1		
1928	Elmer Henderson	7-2-1		
1927	Elmer Henderson	8-1-0		
1926	Elmer Henderson	7-2-0		
1925	Elmer Henderson	6-2-0		
1924	Howard Acher	1-6-1		
1923	Howard Acher	2-5-1		
1922	Howard Acher	9-0-0		
1921	Francis Schmidt	6-3-0		
1920	Francis Schmidt	10-0-1		
1919	Francis Schmidt	8-0-1		
1918	Arthur Smith	1-2-0		
1917	Hal Medford	0-8-1		
1916	Sam McBirney	10-0-0		
1915	Sam McBirney	6-1-1		
1914	Sam McBirney	7-2-0		
1913	George Evans	5-2-0		
1912	Harvey Allen	1-3-0		
1911	No team			
1910	Unknown	2-1-0		
1909	Unknown	2-1-0		
1908	Sam McBirney	2-3-0		
1907	No team			
1906	No team			
1905	Unknown	1-2-0		
1904	No team			
1903	No team			
1902	Unknown	0-1-0		
1901	Unknown	0-1-0		
1900	Unknown	2-1-0		
1899	Fred Taylor	0-1-1		
1898	Fred Taylor	1-0-0		
1897	Norman Leard	2-1-0		
1896	Norman Leard	2-1-0		
1895	Norman Leard	1-0-0		

BOWL RESULTS (5-8)

Bowl	Opponent	Result	Year
Liberty	Fresno State	W, 31-24	2005
Humanitarian	Georgia Tech	L, 10-52	2003
Freedom	San Diego State	W, 28-17	1991
Independence	Oregon	L, 24-27	1989
Independence	McNeese State	L, 16-20	1976
Bluebonnet	Tennessee	L, 6-27	1965
Bluebonnet	Mississippi	W, 14-7	1964
Gator	Florida	L, 13-14	1953
Oil	Georgia	L, 6-20	1946
Orange	Georgia Tech	W, 26-12	1945
Sugar	Georgia Tech	L, 18-20	1944
Sugar	Tennessee	L, 7-14	1943
Sun	Texas Tech	W, 6-0	1942

QUICK FACTS

Location: Birmingham, Ala.
 Founded: 1969
 Enrollment: 16,693
 Nickname: Blazers
 Colors: Forest Green and Old Gold
 Stadium: Legion Field (72,000)
 Field Surface: SureTurf
 President: Dr. Carol Garrison
 AD: Richard Margison (Interim)
 FAR: Dr. Johnny Scott
 SWA: Rosalind Ervin
 Head Coach: Watson Brown



Legion Field (72,000)

SPORTS INFORMATION

SID: Norm Reilly
 Office: 205/934-0722
 Home: 205/621-9067
 Fax: 205/975-7505
 E-mail: nreilly@uab.edu
 Website: www.uabsports.com
 Press Box Phone: 205/327-5228



Watson Brown
Head Coach

FOOTBALL FACTS

Basic Offense:	Multiple
Basic Defense:	4/3
Letterman Returning/Lost:	57/16
Starters Returning:	
Offense	6
Defense	6
Specialists	3
2005 Record:	5-6
Postseason:	None
All-Time Record:	83-69-2 (.545)
Bowl Appearances:	1
Bowl Record:	0-1-0
Last Appearance:	2004, Sheraton Hawai'i



Dr. Carol Garrison
President



Richard Margison
Athletics Director (Interim)



Rosalind Ervin
SWA



Norm Reilly
Football SID

Blazers

UAB

2006 SCHEDULE

S2	at Oklahoma (TBS)
S9	EAST CAROLINA
S16	at Georgia
S23	MISSISSIPPI STATE
S30	TROY
O7	MEMPHIS
O14	at Rice
O21	MARSHALL
O31 (Tue.)	at SMU (ESPN2)
N10 (Fri.)	UTEP (ESPN2)
N18	at Southern Miss (CSTV)
N25	at UCF

6:00p
6:00p
TBA
6:00p
6:00p
6:00p
6:00p
6:00p
TBA
6:30p
7:00p
7:00p
TBA

2005 RESULTS

S3	at Tennessee (JP)	L	10-17	0-1
S10	at Troy State	W	27-7	1-1
S17	JACKSONVILLE STATE	W	35-28	2-1
O1	RICE	W	45-26	3-1
O8	SMU	L	27-28	3-2
O15	at Marshall (i)	L	19-20	3-3
O21	SOUTHERN MISS (ESPN)	L	28-37	3-4
N1	at Memphis (ESPN2)	W	37-20	4-4
N12	UCF (CSTV)	L	21-27	4-5
N19	at UTEP (i)	W	35-23	5-5
N26	at East Carolina	L	23-31	5-6

All times are Central and subject to change
Conference games in bold.



HEAD COACH WATSON BROWN

Hometown: Cookeville, Tenn.
Alma Mater: Vanderbilt '73
Birthdate: April 19, 1950

COACHING EXPERIENCE

1995-	UAB	Head Coach - 59-65-0 (.476) - 11 seasons
1993-94	Oklahoma	Offensive Coordinator
1991-92	Mississippi State	Offensive Coordinator
1986-90	Vanderbilt	Head Coach - 10-45-0 (.182) - 5 seasons
1984-85	Rice	Head Coach - 4-18-0 (.182) - 2 seasons
1983	Cincinnati	Head Coach - 4-6-1 (.364) - 1 season
1981-82	Vanderbilt	Offensive Coordinator
1979-80	Austin Peay State	Head Coach - 14-8-0 (.636) - 2 seasons
1978	Texas Tech	Quarterbacks
1976-77	Jacksonville State	Offensive Coordinator
1974-75	East Carolina	Quarterbacks
1973	Vanderbilt	Graduate Assistant

Career Record: 91-143-1 (.389) - 21 seasons

COACHING STAFF

Assistant Head Coach/Offensive Coordinator/Running Backs: Pat Sullivan (Auburn '72)
Assistant Head Coach/Defensive Coordinator/Defensive Tackles: Rick Christophel (Austin Peay '75)
Special Teams Coordinator/Tight Ends: Rodney Blvens (North Alabama '80)
Defensive Line: Ron McCrone (Florida '68)
Offensive Line: Brandon Herring (UAB '00)
Wide Receivers: Bill Schmitz (U.S. Coast Guard Academy '76)
Defensive Ends: George Pugh (Alabama '76)
Safeties/Recruiting Coordinator: Ross Robinson (Auburn '99)
Cornerbacks: Shawn Raney (Northwestern Okla. State '91)
Director of Football Operations: Larry Crowe (UAB '94)

FOOTBALL OFFICE

Phone: 205/934-7586 Fax: 205/975-9865

KEY DATES

Players Report: August 3

Media Day: August 4

Fall Classes Begin: August 22

UAB

NOTING THE BLAZERS

- ★ When UAB kicks off the 2006 season, the Blazers will have a new quarterback for the first time since the 2001 season. Aside from the last five games of the '03 campaign when he was injured and did not play, Darrell Hackney has handled the signal-calling duties for the Blazers. Hackney, the C-USA first-team QB last season, made 38 starts in his UAB career and finished with 9,886 yards passing and 71 touchdowns.
- ★ Close games turned out to be a nemesis of the Blazers in 2005. After compiling a record of 15-10 over the previous five seasons in games decided by eight points or less, UAB was only 1-5 in those contests last season.
- ★ The Blazers certainly appear solid in the running game heading into the 2006 campaign. UAB has four seniors returning in the backfield, including **Corey White** and **Dan Burks**, both of whom have seen significant starting duty during their careers. White, Burks, and fellow seniors **Marculus Elliott** and **Trey Cheney** have combined for 4,464 yards and 32 touchdowns during their careers. Burks has accounted for 1,845 yards and nine TDs while White has 1,553 and 19 scores.
- ★ UAB has plenty of experience returning this fall. The question marks are at quarterback, wide receiver and center where the Blazers have limited experience back.
- ★ UAB will have a new defensive coordinator in 2006, but he's not totally new. **Rick Christophel** takes over the coordinator duties on the defensive side, but he also served in that role during the 2001 season when the Blazers ranked first nationally in rushing yards allowed per game and fifth in total defense.
- ★ Senior defensive end **Larry McSwain** headlines the UAB defense. McSwain, who has already been named to the watch lists for several awards in 2006, is a two-time, first-team All-Conference USA performer.

2005 TEAM STATISTICS

CATEGORY	UAB	OPPONENTS
First Downs	307	264
Rushes-Yards	364-1568	418-1629
Rushing Yards/Game	142.5	148.1
Passes Att./Comp./Int.	389-245-12	346-211-16
Completion Pct.	.630	.609
Passing Yards	3213	2467
Passing Yards/Game	292.1	224.3
Total Off. Plays/Yds	753-4781	764-4096
Total Offense/Game	434.6	372.4
Punts-Average	46-36.9	45-40.1
Punt Returns-Avg.	19-5.9	24-9.3
Kickoff Returns-Avg.	40-20.3	50-18.5
Interceptions-Yards	16-76	12-241
Fumbles-Lost	12-5	21-6
Penalties-Yards	75-639	52-490
3rd Down Conversions	58-145	71-157
3rd Down Conversion Percentage	.400	.452
4th Down Conversions	7-14	4-12
4th Down Conversion Percentage	.500	.333
Sacks By-Yards	18-115	15-65
Avg. Time of Possession	30:15	29:45

2005 INDIVIDUAL LEADERS

RUSHING	ATT.	YDS.	AVG.	TD	LONG
Corey White	130	632	4.9	7	61
Dan Burks	67	321	4.8	4	24
TOTALS	364	1568	4.3	14	61

PASSING	ATT.	COMP	PCT.	INT	YARDS	TD
Darrell Hackney	386	242	.627	12	3180	22
TOTALS	389	245	.630	12	3213	23

RECEIVING	REC	YDS.	AVG.	TD	LONG
Reggie Lindsey	53	978	18.5	11	89
Jhun Cook	42	653	15.5	2	58
Norris Drinkard	41	390	9.5	2	35
TOTALS	245	3213	13.1	23	89

FIELD GOALS	MADE-ATT.	PCT.	LONG
Parker Mullins	14-18	.778	41
TOTALS	14-18	.778	41

PUNTING	NO.	YARDS	AVG.	LONG
Parker Mullins	44	1698	38.6	60
TOTALS	46	1698	36.9	60

TACKLES	SOLOS	AST	TOTAL
Orlandus King	41	44	85
Dominique Cospier	37	33	70
Mastaki Smith	29	31	60
TOTALS	454	400	854

INTERCEPTIONS	NO.	YDS.	AVG.	TD
Kevin Sanders	2	7	3.5	0
Dominique Cospier	2	1	0.5	0
Orlandus King	2	0	0.0	0
TOTALS	6	76	4.8	1

Great Game in Blazer History

UAB - Sept. 23, 2000 (at LSU - Homecoming)

The Blazers sent more than 85,000 Tiger Stadium faithful home in a state of shock as UAB's Rhett Gallego sailed a 32-yard field goal through the uprights with four ticks remaining to give the visitors a 13-10 victory. Defender Chris Brown set up the game-winning kick by intercepting a Josh Booty pass with 23 seconds to play, returning it to the LSU 14-yard line. Two plays later Gallego connected on the game-winning boot, handing LSU only its first homecoming loss to a non-conference opponent since 1981.

UAB

2006 DEPTH CHART

(Returning Starters in Bold)

LETTERMEN

Returning/Lost: 57/16

STARTERS

Offensive Returning/Lost: 6/5

Defensive Returning/Lost: 6/5

Special Teams Returning/Lost: 3/1

OFFENSE

- WR **Norris Drinkard**, Willie Edwards
- LT **Cornelius Rogers**, Patrick Swoopes
- LG **Quinton Harris**, Tommie Keys
- C Jake Seltz, Adam Truitt
- RG Alan Leon, Jamarius Dismuke
- RT **Julius Wilson**, Willie Thompson
- TE Jordan Erwin, Zach Lankford
- QB Chris Williams, Sam Hunt, Joseph Webb
- RB **Corey White**, Dan Burks, Marculus Elliott, Trey Chaney
- WR **Nick Coon**, Sylvester Mencer
- WR Steven Brown, Gershon Bigham

DEFENSE

- DE **Larry McSwain**, Kyle Bissinger
- DT Brandon Jeffries, Jerrickus Speights
- NT Clarence Respress, Jason Hamlin
- DE Jermaine McElveen, **David Miller**
- SLB **Marcus Mark**, Gerod Condry
- MLB **Mastaki Smith**, Kris Guyton
- WLB **Orlandus King**, Joe Henderson
- CB Will Evans, Brandon Carlisle
- SS Chris Felder, Carl Johnson
- FS Will Dunbar, Brandon Register
- CB Kevin Sanders, **Carnell Williams**
- N-Back Durrell Fuqua, Matt Taylor

SPECIAL TEAMS

- PK **Parker Mullins**, Swayze Waters
- P **Parker Mullins**, Swayze Waters
- PR Kevin Sanders, Will Evans
- KR **Norris Drinkard**, Marculus Elliott

KEY LOSSES

- OL Matt Batusic
- DB Dominique Cospier
- QB Darrell Hackney
- DB Carlos Henderson
- WR Reggie Lindsey
- DT Sam Williamson



Corey White

2006 SPRING SIGNEES

Name	Pos	Ht	Wt	Yr.	Hometown/HS, JC or College
Jeffrey Anderson	TE	6-3	220	Fr.	Selma, Ala./Southside
Zach Britten	DB	5-10	180	Jr.	Abbeville, Miss./NW Mississippi CC
Justin Cofer	TE	6-5	255	Fr.	Alabaster, Ala./Thompson
Logan Creel	OL	6-5	285	Fr.	Loganville, Ga./Grayson
Anthony Davis	DB	6-0	195	Fr.	Montgomery, Ala./G.W. Carver
J.D. Douglas	DB	6-2	200	Fr.	Prattville, Ala./Prattville
Chris Evans	RB	6-1	192	Fr.	Alexandria, Ala./Alexandria
Frantrell Forrest	DB	6-2	195	Fr.	Mobile, Ala./Shaw
Tebiarus Gill	WR	6-2	190	Fr.	Mobile, Ala./Vigor
Seth Harkness	QB	6-4	200	Fr.	Fayette, Ala./Fayette County
Caleb Haynes	DT	6-4	245	Fr.	Guntersville, Ala./Guntersville
Mike Jones	WR	6-1	180	Fr.	Nashville, Tenn./Hunters Lane
Jamaal Lewis	OL	6-4	280	Fr.	Huntsville, Ala./Butler
Stanley Lykes	LB	6-2	205	Jr.	Birmingham, Ala./NE Mississippi CC
Michael McRae	DB	5-11	175	Fr.	Sarasota, Fla./Booker
Cory Powers	TE	6-5	245	Fr.	Auburndale, Fla./Auburndale
Jermaine Rodgers	DE	6-4	242	Fr.	Mobile, Ala./Davidson
Rashad Slaughter	WR/ATH	5-9	185	Fr.	Adamsville, Ala./Minor
Courtney Smith	WR	6-4	205	Fr.	Prattville, Ala./Prattville
Anthony Speight	QB	6-3	205	Fr.	Birmingham, Ala./Jess Lanier
Bryant Turner	DE	6-2	235	Fr.	Daphne, Ala./Daphne
Joseph Waller	OL	6-4	290	Fr.	Huntsville, Ala./Huntsville
Jared White	WR	6-0	185	Fr.	Mobile, Ala./Williamson
Kevin Whitehurst	DL	6-4	250	Fr.	Duluth, Ga./Northview

UAB

2006 ROSTER

No	Name	Pos	Ht	Wt	Yr	Exp	Hometown/HS, JC or College	No	Name	Pos	Ht	Wt	Yr	Exp	Hometown/HS, JC or College
37	Brandon Alexander	RB	5-11	200	So	1L	Birmingham, Ala./Carver	73	Alan Leon	OL	6-4	325	Jr.	RS	Gulfport, Miss./Mississippi Gulf Coast CC
66	Chris Barrett	SN	6-0	235	Jr	1L	Gulfport, Miss./Mississippi Gulf Coast CC	58	Brandon Madden	DL	6-2	285	Fr	RS	Round Rock, Texas/Stony Point
85	Gershom Bigham	WR	5-11	190	Fr.	RS	Duluth, Ga./Northview	55	Marcus Mark	LB	6-2	230	Sr.	3L	Mobile, Ala./Shaw
7	Kyle Bissinger	DE	6-3	255	Sr.	3L	Atlanta, Ga./North Cobb	9	Jamie Maurice	WR	6-1	195	Jr.	TR	Atlanta, Ga./Kentucky Wesleyan
12	Adam Bobo	WR	6-3	200	So	SQ	Trussville, Ala./Hewitt-Trussville	98	Jermaine McElveen	DE	6-5	250	Sr.	3L	Atlanta, Ga./Lakeside
8	Steven Brown	WR	6-1	180	So	TR	Vestavia Hills, Ala./Vestavia Hills	44	Larry McSwain	DE	6-1	255	Sr.	2L	Vigor, Ala./Jackson State
34	Dan Burks	RB	6-1	218	Sr.	3L	Birmingham, Ala./Vestavia Hills	15	Sylvester Mencer	WR	5-11	185	So.	1L	Midfield, Ala./Midfield
4	Brandon Carlisle	DB	5-9	175	Fr.	RS	Auburn, Ala./Auburn	46	David Miller	DL	6-3	265	Sr.	3L	Cullman, Ala./Cullman
95	Richard Carter	DE	6-6	235	So.	SQ	Lovejoy, Ga./Lovejoy	25	Mike Mitchell	DB	5-10	185	So.	TR	Mobile, Ala./Southern Miss
20	Trey Chaney	RB	5-8	190	Sr.	3L	Birmingham, Ala./Shades Valley	86	Parker Mullins	P/PK	5-11	185	Sr.	3L	Starkville, Miss./Starkville Academy
26	Gerod Condry	LB	6-2	220	Jr	2L	Tallahassee, Fla./Chiles	40	Taylor Ownbey	LB	6-2	235	Sr.	1L	Gainesville, Ga./Dixie State CC
29	Nick Coon	WR	6-1	185	Sr	3L	Wetumpka, Ala./Wetumpka	16	Skylar Ray	QB	6-0	215	Fr.	SQ	Centre, Ala./Cherokee County
79	JaMarius Dismuke	OL	6-5	320	Jr	2L	Birmingham, Ala./Parker	2	Brandon Register	DB	5-11	190	Sr.	1L	Seminole, Ga./Seminole
1	Norris Drinkard	WR	6-0	195	Sr.	2L	Dothan, Ala./Houston County	54	Clarence Respress	DT	6-1	320	Sr.	2L	Barnesville, Ga./Butler County, Kan. CC
18	Willi Dunbar	DB	6-1	195	Jr	1L	Atlanta, Ga./Lakeside	70	Cornelius Rogers	OL	6-4	320	Sr.	3L	Birmingham, Ala./Homewood
14	Willie Edwards	WR	6-3	215	Jr	1L	Mobile, Ala./LeFlore	42	Quinton Russell	DE	6-2	250	Fr	SQ	Pritchett, Ala./Vigor
28	Marculus Elliott	RB	5-9	195	Sr.	2L	Cantonment, Fla./Tate	22	Kevin Sanders	DB	5-11	185	So.	1L	Pell City, Ala./Pell City
81	Jordan Erwin	TE	6-3	240	Sr.	3L	Vestavia Hills, Ala./Vestavia Hills	53	Jake Seitz	OT	6-2	300	Fr.	RS	Vestavia Hills, Ala./Vestavia Hills
13	Will Evans	DB	5-9	175	Sr.	2L	Montgomery, Ala./Jefferson Davis	39	Tony Shepherd	RB	6-1	215	Jr.	SQ	Enterprise, Ala./Enterprise
23	Chris Felder	DB	5-10	185	Sr.	1L	Camden, Ala./Butler County CC	35	David Sigler	TE	6-3	250	Jr.	2L	Albertville, Ala./Albertville
48	Nick Foster	FB	5-10	270	So	SQ	New Orleans, La./Edna Karr	47	Steven Sigler	DE	6-0	200	So	SQ	Mobile, Ala./Murphy
32	Durrell Fuqua	DB	5-11	185	Jr.	2L	Russellville, Ala./Russellville	24	T.J. Slaughter	RB	5-10	220	So.	SQ	Birmingham, Ala./Minor
71	Jared Gilbert	TE	6-3	250	Fr.	HS	Elmore, Ala./Edgewood Academy	41	Mastaki Smith	LB	5-10	230	Sr	3L	Mobile, Ala./LeFlore
57	Kris Guyton	LB	6-3	230	So.	1L	Tuscaloosa, Ala./Hillcrest	99	Jerrickus Speights	DT	6-5	255	Jr.	1L	Gardendale, Ala./Gardendale
62	Jeff Hamby	SN	6-1	205	So	1L	Vestavia Hills, Ala./Vestavia Hills	86	LaDarrius Stanley	TE	6-3	310	Sr	3L	Courtland, Ala./Courtland
88	Jason Hamlin	DT	6-2	285	Sr.	2L	Alabaster, Ala./Thompson	45	BJ Steed	LB	6-1	210	Fr	RS	Sioux City, Iowa/West
38	John Hannah	RB	5-10	225	Jr.	SQ	Birmingham, Ala./West End	74	Patrick Swoopes	OL	6-5	310	Fr.	RS	Starkville, Miss./Starkville
91	Joe Happe	DL	6-4	245	Fr	RS	Canton, Ga./Cherokee	27	Todd Tate	WR	5-11	180	So.	1L	Marietta, Ga./Wheeler
96	Tony Haynes-Dalton	DL	6-4	285	Sr	1L	Franklin, Tenn./East Tennessee State	43	Matt Taylor	DB	5-11	185	Jr.	1L	Birmingham, Ala./Oak Mountain
51	Joe Henderson	LB	6-2	210	So.	1L	Birmingham, Ala./John Carroll	80	Blake Thackston	WR	6-1	180	Jr.	TR	Douglasville, Ga./Maryville College
49	David Hines	LB	6-2	225	Jr.	1L	Atlanta, Ga./North Gwinnett	63	Willie Thompson	OL	6-6	285	Fr.	RS	Louisville, Ga./Jefferson County
75	Joey Horne	OL	6-6	310	Sr	2L	Hiram, Ga./Hiram	61	Adam Truitt	OL	6-3	310	Jr.	2L	Hoover, Ala./Hoover
82	Vernard Hoover	WR	6-3	195	Jr.	SQ	Lovejoy, Ga./Lovejoy	65	Daniel Turner	C	6-2	300	Jr	SQ	Andalusia, Ala./Straughn
3	Sam Hunt	QB	6-3	210	So.	TR	Cedartown, Ga./Cedartown	8	Swayze Waters	PK	6-0	170	So.	1L	Jackson, Miss./Jackson Prep
92	Brandon Jeffries	DT	6-4	250	Sr.	2L	Tuscaloosa, Ala./Central	5	Joseph Webb	QB	6-4	200	Fr.	RS	Birmingham, Ala./Wenonah
19	Carl Johnson	DB	6-1	190	Jr.	2L	Birmingham, Ala./Huffman	6	Carnell Williams	DB	6-1	205	Jr.	2L	Wenonah, Ala./Wenonah
94	Cortlin Johnson	TE	6-2	255	Sr.	3L	New Orleans, La./Edna Karr Magnet	10	Chris Williams	QB	5-11	205	Sr	2L	New Orleans, La./Perry Walker
64	Tommie Keys	OL	6-1	300	Sr	1L	Louin, Miss./Jones County, Miss. JC	52	Jeffery Williams	LB	6-0	225	Jr.	2L	Tallahassee, Fla./Lincoln
11	Orlandus King	LB	6-3	215	Sr	1L	Leighton, Ala./Northeast Mississippi CC	78	Julius Wilson	OL	6-5	310	Sr.	2L	Bradenton, Fla./SW Mississippi JC
84	Zach Lankford	TE	6-4	245	Fr.	RS	Dacula, Ga./Dacula								



Julius Wilson



Dan Burks



Orlandus King



Jermaine McElveen

UAB

YEAR	COACH	OVERALL	C-USA	BOWL
2005	Watson Brown	5-6-0	3-5	
2004	Watson Brown	7-5-0	5-3	Hawai'i
2003	Watson Brown	5-7-0	4-4	
2002	Watson Brown	5-7-0	4-4	
2001	Watson Brown	6-5-0	5-2	
2000	Watson Brown	7-4-0	3-4	
1999	Watson Brown	5-6-0	4-2	
1998	Watson Brown	4-7-0		
1997	Watson Brown	5-6-0		
1996	Watson Brown	5-6-0		
** 1995	Watson Brown	5-6-0		
** 1994	Jim Hilyer	7-4-0		
** 1993	Jim Hilyer	9-2-0		
* 1992	Jim Hilyer	7-3-0		
* 1991	Jim Hilyer	4-3-2		


BOWL RESULTS

Bowl	Opponent	Result	Year
Hawai'i	Hawai'i	L, 40-59	2004


* DIVISION III
 ** DIVISION I-AA



Cornellus Rogers



Norris Drinkard



Mastaki Smith

QUICK FACTS

Location: Orlando, Fla.
 Founded: 1963
 Enrollment: 45,000
 Nickname: Golden Knights
 Colors: Black and Gold
 Stadium: Florida Citrus Bowl (65,438)
 Field Surface: 419 Bermuda Grass
 President: Dr. John C. Hitt
 AD: Keith R. Tribble
 FAR: Dr. Cynthia Young
 SWA: Jessica Reo
 Head Coach: George O'Leary



Florida Citrus Bowl (65,438)

SPORTS INFORMATION


Associate SID: Jason Baum
 Office: 407/823-0994
 Home: 407/405-5822
 Fax: 407/823-5266
 E-mail: jbaum@mail.ucf.edu
 Website: www.ucfathletics.com
 Press Box Phone: 407/245-0342



George O'Leary
Head Coach

FOOTBALL FACTS

Basic Offense:	Multiple
Basic Defense:	Multiple
Lettermen Returning/Lost:	42/15
Starters Returning:	
Offense	9
Defense	9
Specialists	2
2005 Record:	8-5
Postseason:	Hawai'i Bowl
All-Time Record:	150-147-1 (.505)
Bowl Appearances:	1
Bowl Record:	0-1
Last Appearance:	2005, Sheraton Hawai'i Bowl



Dr. John C. Hitt
President



Keith R. Tribble
Athletic Director



Jessica Reo
SWA



Jason Baum
Football SID

UCF

2006 SCHEDULE

S2	VILLANOVA	6:00p
S9	at Florida	6:00p
S16	USF (CSTV)	2:30p
S26 (Tue.)	SOUTHERN MISS (ESPN2)	7:30p
O4 (Wed.)	at Marshall (ESPN2)	7:30p
O13 (Fri.)	PITTSBURGH (ESPN)	8:00p
O21	RICE	4:00p
O28	at Houston	7:00p
N4	EAST CAROLINA	4:00p
N11	at Memphis (CSTV)	8:00p
N18	at Tulane	2:00p
N25	UAB	1:00p

All times are Eastern and subject to change
Conference games in bold.

2005 RESULTS

S1	at South Carolina (ESPN)	L	15-24	0-1
S17	at USF (FSN Florida)	L	14-31	0-2
S24	MARSHALL	W	23-13	1-2
O1	at Louisiana-Lafayette	W	24-21	2-2
O8	MEMPHIS	W	38-17	3-2
O15	at Southern Miss	L	31-52	3-3
O21	TULANE	W	34-24	4-3
O29	at East Carolina	W	30-20	5-3
N5	HOUSTON (I)	W	31-29	6-3
N12	at UAB (CSTV)	W	27-21	7-3
N19	at Rice	W	31-28	8-3
D3	TULSA (ESPN)	L	27-44	8-4
	<i>(C-USA Championship Game - Orlando, Fla.)</i>			
D24	vs. Nevada (ESPN)	L	48-49 (ot)	8-5
	<i>(Sheraton Hawai'i Bowl)</i>			



HEAD COACH GEORGE O'LEARY

Hometown: Central Islip, N.Y.
Alma Mater: New Hampshire '69
Birthdate: August 17, 1946

COACHING EXPERIENCE

2004-	UCF	Head Coach - 8-16-0 (.333) - 2 seasons
2002-03	Minnesota Vikings	Assistant Head Coach/Defensive Coordinator
1994-2001	Georgia Tech	Head Coach - 52-33 (612) - 7 seasons
1992-93	San Diego Chargers	Defensive Line
1987-91	Georgia Tech	Defensive Coordinator/Defensive Line
1985-86	Syracuse	Assistant Head Coach
1980-84	Syracuse	Defensive Line
1976-1980	Liverpool (N.Y.) HS	Head Coach
1975-76	Central Islip (N.Y.) HS	Head Coach
1968-75	Central Islip (N.Y.) HS	Assistant Coach

Career Record: 60-49-0 (.550) - 9 seasons

COACHING STAFF

Defensive Backs: Miles Aldridge (Gardner-Webb '71)
Running Backs/Recruiting Coordinator: James Bernhardt (C.W. Post '83)
Offensive Line: Joe Gilbert (Hamilton '87)
Quarterbacks: George Godsey (Georgia Tech '00)
Linebackers/Special Teams: Dave Huxtable (Eastern Illinois '79)
Tight Ends: Brent Key (Georgia Tech '01)
Defensive Line: Peter McCarty (Massachusetts '78)
Offensive Coordinator/Wide Receivers: Tim Salem (Arizona State '85)
Defensive Coordinator: Lance Thompson (The Citadel '87)

FOOTBALL OFFICE

Phone: 407/823-5397 Fax: 407/823-2520

KEY DATES

Players Report: August 4

Media Day: August 6

Fall Classes Begin: August 21



UCF

NOTING THE GOLDEN KNIGHTS

- ★ UCF welcomes back 76 percent of its starters from last season, including 17 letterwinners on offense and 22 letterwinners on the defensive side of the ball. The Golden Knights had 25 freshmen or sophomores start in 2005, including seven true freshman.
- ★ UCF fell one win short of posting the second-best turnaround in NCAA history last season after going winless in 2004. UCF was also the first team in NCAA history to record a five-game winning streak and reach a conference championship game following a winless season. The Golden Knights were only the fourth team in NCAA history to play seven road games and advance to a bowl game, playing in the Sheraton Hawaii Bowl, the school's first-ever bowl.
- ★ The Golden Knights won the East Division last season and hosted the league's inaugural C-USA Championship game on Dec. 3, in front of a record home crowd of 51,978.
- ★ **George O'Leary** was named C-USA Coach of the Year in 2005 and also earned National Coach of the Year honors from CBSSportsline.com and Sports Illustrated.
- ★ Running back **Kevin Smith**, the Conference USA Freshman of the Year, became just the sixth UCF player to rush for 1,000 yards in a season, finishing with 1,178 after a 202-yard performance in the Hawaii Bowl.
- ★ Freshman CB **Joe Burnett**, who was just the third player in school history to return two punts for a touchdown in the same season, earned Freshman All-America honors as a defensive back and a punt returner. He set a UCF single-season record with 463 punt return yards and his five interceptions tied for the second-most ever for a Golden Knight player.
- ★ UCF is scheduled to build an on-campus football stadium, adjacent to the Wayne Densch Sports Center and Nicholson Fieldhouse. The stadium will seat approximately 45,000 fans in a bowl shaped configuration and feature a state-of-the-art scoreboard, video board, luxury boxes, natural grass playing surface and a large club lounge and press box. The stadium is scheduled to be completed by 2007, with UCF slated to host Texas in the stadium's inaugural game.

2005 TEAM STATISTICS

CATEGORY	UCF	OPPONENTS
First Downs	373	373
Rushes-Yards	557-2172	477-2326
Rushing Yards/Game	167.1	178.9
Passes Att./Comp./Int.	394-233-9	419-248-19
Completion Pct.	.591	.592
Passing Yards	3045	3140
Passing Yards/Game	234.2	241.5
Total Off. Plays/Yds	951-5217	896-5466
Total Offense/Game	401.3	420.5
Punts-Average	58-40.6	53-41.0
Punt Returns-Avg.	28-16.5	23-9.6
Kickoff Returns-Avg.	45-18.8	34-20.8
Interceptions-Yards	19-235	9-143
Fumbles-Lost	21-11	21-13
Penalties-Yards	97-823	79-616
3rd Down Conversions	79-199	66-170
3rd Down Conversion Percentage	.399	.388
4th Down Conversions	14-21	5-16
4th Down Conversion Percentage	.667	.310
Sacks By-Yards	26-182	37-292
Avg. Time of Possession	31:44	28:16

2005 INDIVIDUAL LEADERS

RUSHING	ATT.	YDS.	AVG.	TD	LONG
Kevin Smith	249	1232	4.7	9	78
Jason Peters	105	585	5.6	5	67
TOTALS	557	2590	3.9	18	78

PASSING	ATT.	COMP	PCT.	INT	YARDS	TD
Steven Moffett	375	223	.595	9	2925	22
Kyle Israel	17	9	.529	0	108	1
TOTALS	394	233	.591	9	3045	24

RECEIVING	REC	YDS.	AVG.	TD	LONG
Brandon Marshall	74	1195	16.1	11	69
Mike Walker	64	855	13.4	9	41
TOTALS	233	3045	13.1	24	69

FIELD GOALS	MADE-ATT.	PCT.	LONG
Matt Prater	17-26	.654	49
John Brown	5-8	.625	38
TOTALS	22-34	.647	49

PUNTING	NO.	YARDS	AVG.	IN 20	LONG
Aaron Horne	52	2197	42.2	15	62
Matt Prater	4	160	40.0	0	48
TOTALS	58	2357	40.6	15	62

TACKLES	SOLOS	AST	TOTAL
Jason Venson	66	19	85
Johnell Neal	60	9	69
Joe Burnett	55	8	63
TOTALS	505	223	728

INTERCEPTIONS	NO.	YDS.	AVG.	TD
Joe Burnett	5	99	19.8	0
Jason Venson	3	48	16.0	0
TOTALS	19	235	19.8	0

Great Game in Golden Knight History

UCF - Oct. 28, 2000 (at Alabama - Homecoming)

The Golden Knights secured the biggest win in school history thanks to a 37-yard field goal by Javier Beorlegui that gave UCF a 40-38 come-from-behind win over the Crimson Tide. The game saw tremendous momentum swings throughout as Alabama scored 24 unanswered points at one stretch, only to be combated with 27 straight by the Golden Knights. After a late touchdown by Alabama gave the Crimson Tide a 38-37 lead, Beorlegui drilled his third field goal of the game to ruin homecoming for the 65,000-plus in Tuscaloosa.

UCF

2006 DEPTH CHART

(Returning Starters in Bold)

LETTERMEN

Returning/Lost: 42/15

STARTERS

Offensive Returning/Lost: 9/2

Defensive Returning/Lost: 9/2

Special Teams Returning/Lost: 2/2

OFFENSE

WR **Mike Walker**, Brooks Turner
 LT **Patrick Brown**, Mike Lavoie
 LG Dominic Ignelzi, **Kyle Smith**
 C **Cedric Gagne-Marcoux**, Richard Clark
 RG **L.J. Anderson**, Ian Bustillo
 RT **Josh Sitton**, Dan Veenstra
 TE Mike Merritt, Sinclair Brown
 WR Rocky Ross, Sergio Joachim
 QB **Steven Moffett**, Kyle Israel
 TB **Kevin Smith**, Dontavius Wilcox
 FB **Jason Peters**, Shane Smith

DEFENSE


LE Emeka Okamkor, Kareem Reid
 LT Leger Douzable, Marcus Hubbard
 RT **Keith Shologan**, **Bryan Gabourel**
 RE **Chris Welsh**, Antonio Wallace
 LB **Jordan Richards**, Randy Dozier
 LB Cory Hogue, Kyle Fowler
 LB **Ronnell Sandy**, Alex Thompson
 LC **Johnell Neal**, Travonti Johnson
 SS **Sha'reff Rashad**, Renford Parkes
 FS Marion Williams, **Jason Venson**
 RC **Joe Burnett**, Dominik Kelly

SPECIALISTS

K Michael Torres, Nick Beucher
 P **Aaron Horne**
 KR Kevin Smith, Jason Peters
 PR **Joe Burnett**

KEY LOSSES

WR Brandon Marshall
 TE Darcy Johnson
 DE Paul Carrington
 LB James Cook
 K Matt Prater



Joe Burnett

2006 SPRING SIGNEES

Name	Pos	Ht	Wt	Yr.	Hometown/HS, JC or College
Emery Allen	CB	5-9	170	Fr.	Milton, Fla./Milton
Mike Buxton	OT	6-8	315	Fr.	Bonita Springs, Fla./Estero
Jeremy DeVane	OG	6-3	290	Fr.	Ormond Beach, Fla./Seabreeze
Rashidi Haughton	DE	6-3	235	Fr.	Miami, Fla./Hialeah
Chance Henderson	LB	6-1	230	Fr.	Conyers, Ga./Heritage
Rex Hill	DT	6-2	300	Jr.	Marathon, Fla./Copiah-Lincoln CC
Keith Houston	WR	6-0	190	Fr.	Miramar, Fla./Parkway Academy
James Jamison	ATH	5-11	205	Fr.	Starke, Fla./Bradford
Torell Johnson	DT	6-3	345	Fr.	Conyers, Ga./Salem
Terry Mayo	QB	6-4	245	Jr.	Greensboro, N.C./Reedley JC
DaQuwan McNealy	DE	6-2	240	Fr.	Mount Dora, Fla./William Penn
Bruce Miller	LB	6-2	225	Fr.	Canton, Ga./Woodstock
Jamar Newsome	WR	6-2	182	Fr.	St. Petersburg, Fla./Boca Ciega
Corey Rabazinski	TE	6-3	235	Fr.	Winter Park, Fla./Winter Park
Jah Reid	OT	6-7	355	Fr.	Haines City, Fla./Haines City
Wesley Sauvao	DT	6-3	295	Fr.	Leesville, La./Leesville
Phillip Smith	RB	6-1	190	Fr.	Mansfield, Texas/Summit
Travis Timmons	DT	6-4	300	Fr.	Gainesville, Fla./Buchholz
Brian Watters	WR	6-2	185	Fr.	Rome, Ga./Rome
David Williams	DE	6-2	225	Fr.	Lexington, S.C./White Knoll
Ricky Yates	TE	6-5	230	Fr.	Tallahassee, Fla./North Florida Christian
Jared White	WR	6-0	185	Fr.	Mobile, Ala./Williamson
Kevin Whitehurst	DL	6-4	250	Fr.	Duluth, Ga./Northview



UCF

2006 ROSTER

No	Name	Pos	Ht	Wt	Yr	Exp	Hometown/HS, JC or College	No	Name	Pos	Ht	Wt	Yr	Exp	Hometown/HS, JC or College
63	LJ Anderson	OL	6-3	280	Jr.	1L	Sumter, S.C./Sumter	94	Cody Minnich	DL	6-3	260	So.	RS	Leesport, Pa./Schuylkill Valley
36	Augustus Ashley	DB	5-11	200	Jr.	1L	Jacksonville, Fla./First Coast	9	Steven Moffett	QB	6-3	210	Sr.	3L	Winter Park, Fla./Winter Park
14	Steven Baker	LB	6-3	215	Sr.	2L	Ocala, Fla./Forest	33	E.J. Moore	DB	5-10	180	So.	RS	Plant City, Fla./Evangel Christian
55	Travis Barr	LB	6-2	225	So.	1L	Duluth, Ga./Chattahoochee	3	Garrett Myers	PK	5-10	170	Jr.	SQ	Mims, Fla./Thomas Jefferson
4	Jack Baumgartner	P	6-0	200	So.	SQ	Naples, Fla./Gulf Coast	89	Chris Narsesian	WR	6-0	195	Sr.	SQ	Oviedo, Fla./Lake Howell
7	Nick Beucher	PK	6-0	190	Sr.	TR	Howey-in-the-Hills, Fla./Tulane	31	Johnell Neal	DB	5-10	180	Jr.	1L	Baton Rouge, La./Redemptionist
33	Neal Bittong	DT/FB	6-0	265	Sr.	1L	Orlando, Fla./Bishop Moore	3	Marquel Neasman	QB	5-10	170	So.	RS	Bradenton, Fla./Southeast
78	Patrick Brown	OL	6-5	265	So.	1L	St. Charles, Ill./St. Charles North	71	Emeka Okamfor	DL	6-0	275	Jr.	2L	Baton Rouge, La./Southern Lab
80	Sinclair Brown	TE	6-4	235	Sr.	TR	Brunswick, Ga./Reedley JC	28	Renford Parkes	SS	5-11	210	Sr.	2L	Titusville, Fla./Titusville
19	Joe Burnett	DB	5-11	180	So.	1L	Eustis, Fla./Eustis	23	Jason Peters	TB	6-1	230	Sr.	1L	Seattle, Wash./Butte College
61	Michael Buscemi	SN	6-0	190	Sr.	1L	Plantation, Fla./Western	20	K.P. Pinson	CB	5-11	160	So.	RS	Titusville, Fla./Titusville
73	Ian Bustillo	OL	6-2	280	So.	SQ	Miami, Fla./Killian	29	Sha'reff Rashad	DB	6-0	200	Jr.	1L	Jacksonville, Fla./Episcopal
39	Kirk Callahan	DB	5-9	185	Sr.	SQ	Sefner, Fla./Armwood	99	Kareem Reid	DE	6-4	270	Sr.	2L	Coral Springs, Fla./Kentucky
14	Chris Carr	QB	6-3	190	Jr.	TR	Fort Lauderdale, Fla./Northern Ill.	56	Jordan Richards	LB	6-2	215	So.	1L	Cary, N.C./Hargrave Military Academy
10	Blake Carter	WR	6-2	210	Jr.	1L	Cincinnati, Ohio/Cincinnati Moeller	76	Bryce Robinson	OL	6-3	278	So.	RS	Cape Coral, Fla./Cape Coral
65	Richard Clark	OL	6-4	285	So.	RS	Daytona Beach, Fla./Seabreeze	37	Breon Rogers	DB	6-3	195	So.	1L	Stone Mountain, Ga./Hargrave Military
60	Justin Coward	SN	6-0	215	Jr.	1L	Lakeland, Fla./George Jenkins	5	Rocky Ross	WR	6-2	185	So.	1L	Jacksonville, Fla./Bolles School
30	Chad Cummings	DB	5-10	170	Sr.	TR	Orlando, Fla./Valencia CC	81	J.R. Sandlin	TE	6-4	250	So.	RS	Tuscaloosa, Ala./Northridge
91	Leger Douzable	DL	6-4	295	Jr.	2L	Tampa, Fla./Alonso	50	Ronnell Sandy	LB	6-0	230	Sr.	2L	Titusville, Fla./Titusville
52	Randy Dozier	LB	6-2	210	Sr.	2L	Orlando, Fla./Olympia	74	Keith Shologan	DL	6-2	275	Jr.	2L	Edmonton, Alberta/Spruce Grove Composite
83	Travis Ferrer	TE	6-5	225	So.	RS	Tallahassee, Fla./Lincoln	38	Sheidon Shakespeare	CB	5-11	165	Sr.	SQ	Jacksonville, Fla./First Coast
21	Curtis Francis	TB	5-10	180	Jr.	2L	Green Cove Springs, Fla./Clay	70	Josh Sitton	OL	6-3	310	Jr.	2L	Pensacola, Fla./Pensacola Catholic
58	Kyle Fowler	LB	6-2	205	So.	RS	Longwood, Fla./Lake Brantley	24	Kevin Smith	TB	6-1	195	So.	1L	Miami, Fla./Southridge
90	Bryan Gabourel	DT	6-3	320	Sr.	1L	Oakland, Calif./Berkley/CCSF	79	Kyle Smith	OL	6-2	280	Jr.	2L	Brockway, Pa./Brockway
53	Cedric Gagne-Marcoux	C	6-2	280	Sr.	3L	Sherbrooke, Quebec/Champlain	39	Shane Smith	FB	6-3	240	So.	RS	Susquehanna, Pa./Honesdale
47	TJ Harnden	LB	6-3	220	So.	RS	Tallahassee, Fla./Lincoln	2	Dan Stickle	P	6-0	200	Jr.	SQ	Placida, Fla./Lemon Bay/Webber
59	Cory Hogue	LB	6-1	220	So.	1L	Naples, Fla./Naples	77	Kyle Storey	OL	6-6	280	Jr.	SQ	Dublin, Ohio/Dublin Coffman
17	Aaron Horne	P	6-3	190	Sr.	2L	Miami, Fla./Palmetto	4	Alex Thompson	QB	6-2	215	So.	RS	Gainesville, Fla./Bucholz
57	Clarence Howard	DE	6-3	260	So.	1L	Springfield, Va./Milford Academy	12	Willie Thornton	WR	5-10	165	Jr.	SQ	Belle Glade, Fla./Glades Central
97	Marcus Hubbard	DT	6-3	300	Sr.	SQ	Sanford, Fla./Seminole	9	Michael Torres	PK	5-9	185	Sr.	SQ	Thiells, NY/UMass
69	Dominic Ignelzi	OL	6-4	300	Jr.	2L	Port St. Lucie, Fla./West Centennial	15	Brooks Turner	WR	5-11	190	Sr.	2L	Deerfield Beach, Fla./Deerfield Beach
7	Kyle Israel	QB	6-2	225	Jr.	1L	Orlando, Fla./University	67	Dan Veenstra	OG	6-4	300	Sr.	3L	Largo, Fla./Largo
82	Kenny Jackson	WR	6-2	205	Sr.	TR	Lehigh, Fla./Lehigh/Bakersfield CC	45	Jason Venson	DB	5-10	210	Jr.	1L	Marietta, Ga./Marietta
18	Javid James	WR	6-3	190	Jr.	SQ	New Orleans, La./West Hills	87	Shane Vernon	WR	6-0	180	So.	RS	Key Biscayne, Fla./Gulliver Prep
88	Sergio Joachim	WR	6-5	200	Sr.	1L	North Miami, Fla./North Miami	11	Mike Walker	WR	6-2	200	Sr.	3L	Orlando, Fla./Edgewater
40	Travonti Johnson	CB	6-2	175	Sr.	3L	Miami, Fla./Krop	44	Antonio Wallace	LB	6-2	230	So.	1L	Vero Beach, Fla./Vero Beach
42	Tommy Kasper	LB	5-10	225	Sr.	1L	Winter Springs, Fla./Winter Springs	96	Chris Welsh	LB	6-4	240	Sr.	3L	Cocoa, Fla./Cocoa
32	Dominik Kelly	DB	6-2	180	Sr.	1L	Quitman, Miss./Hinds CC	20	Dontavius Wilcox	TB	5-10	215	Sr.	3L	Rockledge, Fla./Rockledge
93	Jared Kirksey	DL	6-2	260	Jr.	SQ	St. Augustine, Fla./St. John's River CC	25	Jayson Williams	DB	6-0	195	So.	RS	Conyers, Ga./Salem
62	Mike Lavoie	OL	6-5	290	Jr.	SQ	Sanford, Fla./Seminole	43	Keith Williams, Jr.	DB	5-11	190	Jr.	SQ	Austell, Ga./South Cobb
74	Ryan McManus	OL	6-8	295	So.	RS	Sarasota, Fla./Riverview	34	Marlon Williams	DB	5-11	200	Sr.	SQ	Sunrise, Fla./Reedley JC
22	Bruce Meeks	TB	5-9	210	Sr.	2L	Micosukee, Fla./Lincoln								
26	Jabez Mitchem	WR	6-3	215	So.	RS	Safety Harbor, Fla./Clearwater								
85	Mike Merritt	TE	6-3	265	Sr.	2L	West Palm Beach, Fla./Suncoast								




Steven Moffett



Chris Welsh



Kevin Smith



Jason Venson

UCF

YEAR	COACH	OVERALL	C-USA	BOWL
2005	George O'Leary	8-5-0	7-1	Hawai'i
2004	George O'Leary	0-11-0		
2003	Kruczek/Gooch	3-7/0-2		
2002	Mike Kruczek	7-5-0		
2001	Mike Kruczek	6-5-0		
2000	Mike Kruczek	7-4-0		
1999	Mike Kruczek	4-7-0		
1998	Mike Kruczek	9-2-0		
1997	Gene McDowell	5-6-0		
*1996	Gene McDowell	5-6-0		
1995	Gene McDowell	6-5-0		
1994	Gene McDowell	7-4-0		
1993	Gene McDowell	9-3-0		
1992	Gene McDowell	6-4-0		
1991	Gene McDowell	6-5-0		
1990	Gene McDowell	10-4-0		

YEAR	COACH	OVERALL	C-USA	BOWL
1989	Gene McDowell	7-3-0		
1988	Gene McDowell	6-5-0		
1987	Gene McDowell	9-4-0		
1986	Gene McDowell	6-5-0		
1985	Gene McDowell	4-7-0		
1984	Saban/Anderson	1-6/1-3		
1983	Lou Saban	5-6-0		
1982	Sam Weir	0-10-0		
1981	Don Jonas	4-6-0		
1980	Don Jonas	3-5-1		
1979	Don Jonas	6-2-0		

*Moved up to Division IA

BOWL RESULTS

Bowl	Opponent	Result	Year
Hawai'i	Nevada	L, 48-49 (ot)	2005



UCF met Tulsa in the inaugural C-USA Football Championship last season, after winning the C-USA East Division.



Keith Shologan



Kareem Reid

QUICK FACTS

Location: El Paso, Texas
 Founded: 1914
 Enrollment: 19,264
 Nickname: Miners
 Colors: Dark Blue, Orange, Silver Accent
 Stadium: Sun Bowl (51,500)
 Field Surface: Artificial (AstroPlay)
 President: Dr. Diana Natalicio
 FAR: Dr. Trisha Ainsa
 AD: Bob Stull
 SWA: Lisa Campos
 Head Coach: Mike Price



Sun Bowl (51,500)

SPORTS INFORMATION

SID: Jeff Darby
 Office Phone: 915/747-6652
 Home Phone: 915/585-7445
 Fax: 915/747-5444
 E-mail: jdarby@utep.edu
 Website: www.utepathletics.com
 Press Box Phone: 915/747-5154



Mike Price
Head Coach

FOOTBALL FACTS

Basic Offense:	1-Back
Basic Defense:	4-3
Lettermen Returning/Lost:	45/23
Starters Returning:	
Offense	8
Defense	9
Specialists	4
2005 Record:	8-4
Postseason:	GMAC Bowl
All-Time Record:	344-491-28 (.415)
Bowl Appearances:	12
Bowl Record	5-7-0
Last Appearance:	2005, GMAC Bowl



Dr. Diana Natalicio
President



Bob Stull
Athletic Director



Lisa Campos
SWA



Jeff Darby
Football SID

UTEP

2006 SCHEDULE


A31 (Thu.)	at San Diego State (CSTV)	8:30p
S9	TEXAS TECH (CSTV)	7:00p
S23	at New Mexico (CSTV)	3:00p
S30	NEW MEXICO STATE	7:00p
O7	SMU	7:00p
O14	TULANE	7:00p
O21	at Houston	5:00p
O27 (Fri.)	at Tulsa (ESPN 2)	6:00p
N4	RICE	7:00p
N10 (Fri.)	at UAB (ESPN 2)	6:00p
N18	at Marshall	2:30p
N25	MEMPHIS	7:00p

All times are Mountain and subject to change
Conference games in bold.

2005 RESULTS

S3	at New Mexico St. (ESPNU)	W	34-17	1-0
S16 (Fri.)	HOUSTON (ESPN)	W	44-41 (2OT)	2-0
S24	NEW MEXICO (CSTV)	W	21-13	3-0
O1	at Memphis (CSTV)	L	20-27	3-1
O14 (Fri.)	& vs. Tulane (ESPN)	W	45-21	4-1
O22	MARSHALL (CSTV)	W	31-3	5-1
O29	at Rice (i)	W	38-31	6-1
N5	TULSA	W	41-38	7-1
N12	TEXAS SOUTHERN	W	45-0	8-1
N19	UAB (i)	L	23-35	8-2
N26	at SMU	L	27-40	8-3
D21	vs. Toledo (ESPN) (GMAC Bowl)	L	13-45	8-4

& - Joe Alillet Stadium (Ruston, La.)



HEAD COACH MIKE PRICE

Hometown: Everett, Wash.
Alma Mater: Puget Sound '69
Birthdate: April 6, 1946

COACHING EXPERIENCE

2003-	UTEP	Head Coach - 16-8-0 (.667) - 2 seasons
1989-2002	Washington State	Head Coach - 83-78 (.516) - 14 seasons
1981-88	Weber State	Head Coach - 46-44 (.511) - 8 seasons
1978-80	Missouri	Quarterbacks/Receivers
1974-77	Washington State	Running Backs
1971-73	Puget Sound	Offensive Coordinator
1969-70	Washington State	Graduate Assistant

Career Record: 145-130 (.527) - 24 seasons

COACHING STAFF

Defensive Coordinator: Tim Hundley (Western Oregon State '74)
Offensive Coordinator: Eric Price (Weber State '90)
Assistant Head Coach/Offensive Line: Lawrence Livingston Sr. (Weber State '86)
Running Backs/Punters/Recruiting Coordinator: Jeff Banks (Washington State '98)
Quarterbacks/Kickers: Aaron Price (Washington State '94)
Defensive Tackles: Ikaika Malloe (Washington '97)
Defensive Ends: Tim Duffie (Texas Tech '99)
Cornerbacks: Jim Clark (Washington State '00)
Safeties/Special Teams Coordinator: Jeff Woodruff (Kent State '79)
Assistant AD for Football Operations: Nate Poss (Rice '78)

FOOTBALL OFFICE

Phone: 915/747-5224 Fax: 915/747-5027

KEY DATES

Players Report: August 1

Media Day: TBA

Fall Classes Begin: August 21



UTEP

NOTABLES

- ★ The Miners welcome back 47 letterwinners and 19 starters. Included on the roster are 29 seniors, including nine defensive starters.
- ★ For the first time since the 1954 season and only the third time in school history UTEP made back-to-back bowl appearances when it faced Toledo in last year's GMAC Bowl. The Miners finished the season with back-to-back years with eight wins for the first time since 1953-54.
- ★ Junior RB **Marcus Thomas** ran for more than 100 yards in each of the final four regular season games and finished the year with a team-high 791 yards on 149 attempts (5.3 avg.) with five touchdowns.
- ★ Senior QB **Jordan Palmer** is UTEP's all-time leader for passing yardage (7,489), TD passes (62), completions (569), attempts (998), total offense (7,532 yards) and touchdowns responsible for (68). Palmer is only the third Miner signal-caller to throw for 3,000 yards in a season, totaling a league-high 3,503 through the air in 2005.
- ★ Senior WR **Johnnie Lee Higgins** leads the returnees in the receiving game. He caught 49 passes for 837 yards and nine scores a year ago. His 19 career TD catches ranks second in school history.
- ★ Senior LB **Jeremy Jones** ranked third in C-USA and 14th nationally with 130 tackles, an average of 10.8 per game.
- ★ The Miners set school records for total offense (5,073 yards), passing yardage (3,607), passing touchdowns (29) and first downs (270) in 2005.
- ★ Last season, UTEP set school records for total home attendance (287,394) and average home attendance (47,899).

2005 TEAM STATISTICS

CATEGORY	UTEP	OPPONENTS
First Downs	382	311
Rushes-Yards	395-1466	499-1928
Rushing Yards/Game	122.2	160.7
Passes Att./Comp./Int.	458-268-20	400-228-14
Completion Pct.	.585	.570
Passing Yards	3607	2553
Passing Yards/Game	300.6	212.8
Total Off. Plays/Yds	853-5073	899-4481
Total Offense/Game	422.8	373.4
Punts-Average	45-38.6	68-41.1
Punt Returns-Avg.	31-10.9	13-4.2
Kickoff Returns-Avg.	43-19.0	52-19.9
Interceptions-Yards	14-285	20-202
Fumbles-Lost	22-14	24-10
Penalties-Yards	84-769	92-770
3rd Down Conversions	74-175	73-199
3rd Down Conversion Percentage	.420	.372
4th Down Conversions	9-18	16-27
4th Down Conversion Percentage	.500	.593
Sacks By-Yards	29-202	29-208
Avg. Time of Possession	27:41	32:19

2005 INDIVIDUAL LEADERS

RUSHING	ATT.	YDS.	AVG.	TD	LONG
Marcus Thomas	149	791	5.3	5	47
Tyler Ebell	118	536	4.5	5	38
TOTALS	395	1466	3.7	14	47

PASSING	ATT.	COMP	PCT.	INT	YARDS	TD
Jordan Palmer	434	258	.594	19	3503	29
TOTALS	458	268	.585	19	3607	29

RECEIVING	REC	YDS.	AVG.	TD	LONG
Johnnie Lee Higgins	49	837	17.1	9	52
Chris Francies	44	774	17.6	5	54
Marcus Thomas	32	440	13.8	3	75
TOTALS	268	3607	13.5	29	75

FIELD GOALS	MADE-ATT.	PCT.	LONG
Reagan Schnelder	18-23	.783	49
TOTALS	18-23	.783	49

PUNTING	NO.	YARDS	AVG.	LONG
Ryan Hotchkiss	45	1739	38.6	54
TOTALS	45	1739	38.6	54

TACKLES	SOLOS	AST	TOTAL
Jeremy Jones	61	69	130
Troy Collavo	43	69	112
Thomas Howard	44	41	85
Quintin Demps	47	31	78
TOTALS	467	516	983

INTERCEPTIONS	NO.	YDS.	AVG.	TD
Quintin Demps	3	50	16.7	0
Joe Fleskoski	3	96	32.0	1
TOTALS	14	285	20.4	2

Great Game in Miner History

UTEP - Nov. 13, 1965 (vs. Utah)

Known as Texas Western back in 1965, the Miners pulled off a 20-19 victory over the Utes in a game that many in El Paso called the most important in school history. World-renowned artist Tom Lea made a painting of the winning play and called it the "The Turning Point". The play was designed for All-America wide receiver Chuck Hughes, but quarterback Billy Stevens could not get the ball to Hughes. So, the signal caller opted for Bob Wallace, who hauled in the pass and raced 92 yards for the game-winning score on the last play of the game. The Miners closed the season with three-straight wins, including a 13-12 victory over TCU in the Sun Bowl.

UTEP

2006 DEPTH CHART

(Returning Starters in Bold)

LETTERMEN

Returning/Lost: 45/23

STARTERS

Offensive Returning/Lost: 8/3

Defensive Returning/Lost: 9/2

Special Teams Returning/Lost: 4/0

OFFENSE

WR **Joe West**, Chris Marrow, Jeff Moturi
 LT Oniel Cousins, Tim Ford, Ty Stout
 LG Andy Smith, Cameron Raschke
 C **Robby Felix**, Andy Smith, Jake Belshe
 RG **James Riley**, Colby Meek
 RT **Tyler Ribitzki**, Humberto Padilla
 TE **Jake Sears**, Jamar Hunt, Casey Mauch
 QB **Jordan Palmer**, Brandis Dew/Lorne Sam
 RB **Marcus Thomas**, Johan Givens/Jon Lane
 WR Daniel Robinson, Chris Day
 WR **Johnnie Lee Higgins Jr.**, David Sutton

DEFENSE

LDE **Alex Obemese**, Reggle Miles Jr., Matt Williams
 LDT Justin Hanel, James Olalekan
 RDT **Zach West**, Ricky Van/Chris Moore
 RDE **Joe Ward**, Justin Watson/Alfonso Auelua
 WLB **Jeremy Jones**, Jason McQuay, Steve Douglas
 MLB **Troy Collavo**, Jason McQuay, Alan Kirkland
 SLB Emerl Spence, Josh Chamois, Brian Wilkins
 LCB **Nate Draughon**/Bryant Tisdale, Lance Castleberry
 SS **Joe Fleskoski**, Phillip Moss, Da'-Mon Cromartie
 FS **Quintin Demps**, Braxton Amy
 RCB **Josh Ferguson**/Tim McCullough

SPECIALISTS

K **Reagan Schnelder**, Ryan Hotchkiss
 P **Ryan Hotchkiss**, Greg Hiett
 KR **Johnnie Lee Higgins Jr.**, Quintin Demps
 PR **Johnnie Lee Higgins, Jr.**

KEY LOSSES

RB Tyler Ebell
 WR Chris Francies
 WR Jayson Boyd
 LT Josh House
 LG Jose Garcia
 DL Chris Mineo
 RCB Sir James Delgado
 SLB Thomas Howard



Johnnie Lee Higgins

2006 SPRING SIGNEES


Name	Pos	Ht	Wt	Yr.	Hometown/HS, JC or College
Kris Adams	WR/DB	6-3	185	Fr.	Fort Worth, Texas/Everman
Cornelius Brown	DB	5-11	185	Fr.	Houston, Texas/Forest Brook
Donald Buckram	RB	5-10	180	Fr.	Copperas Cove, Texas/Copperas Cove
Tanner Cullumber	OL	6-4	265	Fr.	Chandler, Ariz./Hamilton
Kye Darden	WR	5-10	165	Fr.	Brownwood, Texas/Brownwood
Evan Davis	WR	6-1	180	Fr.	Los Angeles, Calif./Oceanside
Elijah Goldtrap	TE	6-5	255	Fr.	Lake Los Angeles, Calif./Serrano
Pierce Hunter	WR	6-4	210	Fr.	National City, Calif./Bonita Vista
Rod Huntley	OL	6-2	300	Fr.	Arlington, Texas/Sam Houston
Brandon Jordan	WR/DB	6-2	205	Fr.	Missouri City, Texas/Hightower
Jose Martinez	K	5-11	185	Jr.	San Jose, Calif./South/Bakersfield College
Anthony McNac	OL	6-4	300	Fr.	Lancaster, Texas/Lancaster
Michael Mitchell	DB/LB	6-1	190	Fr.	Dallas, Texas/South Oak Cliff
Jonny Moore	TE	6-5	230	Fr.	San Antonio, Texas/John Marshall
Anthony Morrow	DB	6-0	185	Fr.	Fallbrook, Calif./Fallbrook Union
Will Osolinsky	OL/DL	6-7	260	Fr.	Phoenix, Ariz./North Canyon
Kyle Petersen	P/K	6-4	220	Fr.	Alta Loma, Calif./South Hills
George Randall	DL	6-6	265	Fr.	Sugarland, Texas/Kempner
Eric Reynolds	WR/DB	5-11	200	Fr.	Port Arthur, Texas/Memorial
Aaron Sims	DB/LB	6-1	205	Fr.	Fort Worth, Texas/Denton
Royzell Smith	LB	6-2	200	Fr.	Missouri City, Texas/Thurgood Marshall
Robert Soleyjacks	LB/DL	6-3	235	Fr.	San Diego, Calif./Highland Park (Texas)
Alex Solot	OL	6-7	280	Fr.	Tucson, Ariz./Rincon
Melvin Stephenson	DB	5-11	185	Fr.	Grand Prairie, Texas/South Grand Prairie
James Thomas	QB	5-11	185	Fr.	Missouri City, Texas/Thurgood Marshall
Trevor Vittatoe	QB	6-2	200	Fr.	Bedford, Texas/Trinity
Jon Wiley	OL	6-5	275	Fr.	Pittsburgh, Pa./Duncanville (Texas)
Jason Williams	RB	6-0	205	Fr.	Tyler, Texas/Robert E. Lee
Robert Williams	DL	6-3	195	Fr.	Denver, Colo./Kimball (Texas)

UTEP


2006 ROSTER

No	Name	Pos	Ht	Wt	Yr	Exp	Hometown/HS, JC or College
2	Kris Adams	WR	6-3	185	FR	HS	Fort Worth, Texas/Everman
71	Mike Aguayo	DL	6-4	280	FR	RS	Lakewood, Calif./Los Alamitos
14	Braxton Amy	DB	6-0	195	FR	RS	Richmond, Texas/Foster
52	Alfonso Avelua	DL	6-2	275	SR	1L	Garden Grove, Calif./Cerritos JC
76	Jake Belse	OL	6-2	280	SR	1L	St. Johns, Ariz./St. Johns/Arizona
33	Brandon Brown	DB	6-2	200	JR	TR	Pittsburgh, Calif./Los Medanos College
19	Cornelius Brown	DB	5-11	185	FR	HS	Houston, Texas/Forest Brook
30	Donald Buckram	RB	5-10	180	FR	HS	Copperas Cove, Texas/Copperas Cove
2	Oswald Carlton	QB	6-2	215	FR	HS	Richmond, Texas/Foster
20	Lance Castleberry	DB	5-9	175	FR	RS	Dallas, Texas/South Oak Cliff
8	Joe Castro	QB	6-0	195	JR	oL	El Paso, Texas/Hanks
27	Josh Chamois	LB	6-2	235	SR	3L	West Covina, Calif./Bishop Amat
44	Troy Collavo	LB	6-0	235	SR	3L	Mathis, Texas/Mathis
25	Oniel Cousins	OL	6-4	300	JR	1L	Fullerton, Calif./Eastside Christian
73	Da'Mon Cromartie	DB	6-2	195	FR	RS	Riverside, Calif./Rancho Verde
79	Tanner Culumber	OL	6-4	265	FR	HS	Chandler, Ariz./Hamilton
80	Kye Darden	WR	5-10	165	FR	HS	Brownwood, Texas/Brownwood
19	Evan Davis	WR	6-1	180	FR	HS	Los Angeles, Calif./Oceanside
12	Chris Day	WR	5-9	175	SO	1L	El Paso, Texas/Chapin
9	Quintin Demps	DB	6-0	205	JR	2L	San Antonio, Texas/Roosevelt
7	Brandis Dew	QB	6-5	265	FR	RS	Hemet, Calif./Hemet
55	Steve Douglas	LB	6-1	220	JR	2L	Anaheim, Calif./Loara
1	Nate Draughon	DB	5-10	175	SR	3L	Garland, Texas/South Garland
24	Matt Ellis	WR	6-0	200	JR	1L	Fullerton, Calif./Eastside Christian
62	Robby Felix	OL	6-3	290	SO	1L	Corona, Calif./Centennial
29	Josh Fematt	WR	6-0	210	JR	oL	Socorro, Texas/Socorro
2	Josh Ferguson	DB	5-7	180	JR	1L	Hayward, Calif./Chabot College
25	Joe Fleskoski	DB	6-1	200	SR	3L	Mission Viejo, Calif./Mission Viejo
77	Tim Ford	OL	6-5	270	JR	1L	Tomball, Texas/Tomball
72	Daniel Garcia	OL	6-3	325	FR	RS	El Paso, Texas/Franklin
35	Johan Givens	RB	5-10	220	JR	1L	Sulphur Springs, Texas/Sulphur Springs
85	Elijah Goldtrap	TE	6-5	255	FR	HS	Los Angeles, Calif./Serrano
39	Tony Gonzalez	RB	5-9	185	FR	RS	El Paso, Texas/Riverside
32	Landon Goodwell	LB	6-2	240	FR	RS	West Covina, Calif./Rio Hondo Prep
56	Justin Hanel	DL	6-4	285	SR	3L	Cameron, Texas/C.H. Yoe
83	Aaron Henckel	DL	6-1	195	FR	HS	El Paso, Texas/Franklin
98	Greg Hiett	P	6-5	220	FR	RS	San Antonio, Texas/William Howard Taft
21	Johnnie Lee Higgins, Jr	WR	6-0	180	SR	3L	Sweeny, Texas/Sweeny
7	Ryan Hotchkiss	P	6-2	210	SR	1L	Newport Beach, Calif./Palomar JC
87	Jamar Hunt	TE	6-7	260	SO	1L	Mesa, Ariz./Mountain View
11	Pierce Hunter	WR	6-4	210	FR	HS	National City, Calif./Bonita Vista
74	Rod Huntley	OL	6-2	300	FR	HS	Arlington, Texas/Sam Houston
6	Jeremy Jones	LB	6-1	235	SR	3L	San Jose, Calif./Piedmont Hills
16	Brandon Jordan	WR	6-2	205	FR	HS	Missouri City, Texas/Hightower
50	Aaron King	LS	6-1	235	SR	3L	Frisco, Texas/Trinity Christian Academy
40	Alan Kirkland	LB	6-1	235	FR	RS	Cedar Park, Texas/Leander
28	Jon Lane	RB	5-10	205	SO	oL	El Paso, Texas/Americas
97	Anthony Loera	DL	6-3	260	FR	RS	El Paso, Texas/Eastwood
48	Abiel Macias	LB	5-11	225	JR	oL	El Paso, Texas/Socorro
10	Chris Marrow	WR	5-9	175	SR	3L	El Paso, Texas/Franklin
24	Jose Martinez	K	5-11	185	JR	TR	San Jose, Calif./Bakersfield College
81	Casey Mauch	TE	6-3	245	SR	3L	Portland, Texas/Gregory-Portland
3	Tim McCullouch	DB	5-11	180	SR	1L	Long Beach, Calif./Cerritos JC
65	Anthony McNac	OL	6-4	300	FR	HS	Lancaster, Texas/Lancaster
4	Jason McQuay	LB	6-1	210	SR	1L	Eatontown, NJ./Victor Valley JC
64	Colby Meek	OL	6-4	295	FR	RS	Keller, Texas/Keller


No	Name	Pos	Ht	Wt	Yr	Exp	Hometown/HS, JC or College
41	Reggie Miles, Jr.	DL	6-3	250	SR	2L	Odessa, Texas/Odessa
36	Michael Mitchell	LB	6-1	190	FR	HS	Dallas, Texas/South Oak Cliff
38	TJ Monroe	DB	6-1	220	JR	TR	San Jose, Calif./Gavilan College
42	Michael Montero	LB	5-10	205	FR	HS	San Antonio, Texas/James Madison
99	Chris Moore	DL	6-2	280	FR	RS	Houston, Texas/Jersey Village
86	Jonny Moore	TE	6-5	230	FR	HS	San Antonio, Texas/John Marshall
11	Anthony Morrow	DB	6-0	185	FR	HS	Fallbrook, Calif./Fallbrook Union
15	Phillip Moss	DB	5-11	195	SR	2L	Rockwall, Texas/Pflugerville
84	Jeff Moturi	WR	6-0	175	FR	HS	Irving, Texas/MacArthur
47	Alex Obomese	DL	6-3	245	SR	3L	Houston, Texas/Westbury
43	Omololu Ogunlana	RB	5-11	185	SO	TR	Houston, Texas/Hightower/Marist
91	James Olalekan	DL	6-2	295	SO	1L	Texas City, Texas/Texas City
92	Dane O'Neill	DL	6-3	235	FR	RS	Chino Hills, Calif./Chino Hills
54	Will Osolinsky	OL	6-7	260	FR	HS	Phoenix, Ariz./North Canyon
58	Humberto Padilla	OL	6-5	305	SR	1L	Union City, Calif./San Francisco City College
5	Jordan Palmer	QB	6-5	235	SR	3L	Mission Viejo, Calif./Mission Viejo
3	Kyle Petersen	P/K	6-4	220	FR	HS	Alta Loma, Calif./South Hills
89	Adam Podzemny	WR	6-1	195	FR	RS	Odessa, Texas/Perman
82	George Randall	DL	6-6	265	FR	HS	Sugarland, Texas/Kempner
78	Cameron Raschke	OL	6-4	325	FR	RS	Kernville, Texas/Tivy
24	Eric Reynolds	DB	5-11	200	FR	HS	Port Arthur, Texas/Memorial
57	Tyler Ribitzki	OL	6-5	300	SO	1L	Burleson, Texas/Burleson
95	Steve Riddick	DL	5-11	275	FR	RS	El Paso, Texas/Chapin
73	James Riley	OL	6-2	300	JR	2L	Addison, Texas/Trinity Christian Academy
1	Daniel Robinson	WR	6-4	200	SR	1L	Oceanside, Calif./Barstow/Victor Valley College
14	Lorne Sam	QB/WR	6-3	215	JR	TR	Burford, Ga./Florida State
49	Reagan Schneider	K	6-0	180	SR	3L	Canyon Lake, Texas/Smithson Valley
37	Jake Sears	TE	6-3	250	JR	2L	Fredericksburg, Texas/Fredericksburg
88	Tufick Shadrawy	WR	6-2	190	FR	HS	Arlington, Texas/Sam Houston
22	Aaron Sims	LB	6-1	205	FR	HS	Fort Worth, Texas/Denton
61	Andy Smith	OL	6-4	300	SR	3L	Giddings, Texas/Giddings
31	Royzell Smith	LB	6-2	200	FR	HS	Missouri City, Texas/Thurgood Marshall
13	Robert Soleyjacks	DL	6-3	235	FR	HS	San Diego, Calif./Highland Park [Texas]
70	Alex Solot	OL	6-7	280	FR	HS	Tucson, Ariz./Rincon
34	Emeri Spence	LB	6-0	210	JR	1L	Garland, Texas/North Garland
12	Melvin Stephenson	DB	5-11	185	FR	HS	Grand Prairie, Texas/South Grand Prairie
66	Ty Stout	OL	6-5	280	FR	RS	Amarillo, Texas/Highland Park
18	David Sutton	WR	6-5	225	SR	1L	Long Beach, Calif./Compton CC
10	James Thomas	QB	5-11	185	FR	HS	Palestine, Texas/Thurgood Marshall
8	Marcus Thomas	RB	6-1	215	JR	2L	Phoenix, Ariz./Tolleson
5	Bryant Tisdale	DB	5-9	175	SR	1L	Clearwater, Fla./Los Medanos College
90	Ricky Van	DL	6-3	285	SR	1L	San Bernardino, Calif./Eisenhower/San Bernardino Valley College
13	Trevor Vittatoo	QB	6-2	200	FR	HS	Bedford, Texas/Trinity
94	Joe Ward	DL	6-4	240	SR	3L	Houston, Texas/Madison
96	Justin Watson	DL	6-4	275	SR	1L	Farmington, N.M./New Mexico Highlands
4	Joe West	WR	6-2	210	JR	2L	Garland, Texas/Garland Lakeview Centennial
63	Zach West	DL	6-5	295	SR	3L	Citra, Fla./St. John Lutheran
69	Jon Wiley	OL	6-5	275	FR	HS	Pittsburgh, Pa./Duncanville [Texas]
17	Brian Wilkins	LB	6-2	235	FR	RS	Tustin, Calif./Tustin
34	Jason Williams	RB	6-0	205	FR	HS	Tyler, Texas/Robert E. Lee
45	Matt Williams	DL	6-1	215	FR	RS	Austin, Texas/McNell
18	Robert Williams	DL	6-3	195	FR	HS	Denver, Colo./Kimball [Texas]
15	Kyle Wright	QB	6-1	200	FR	RS	Santa Rosa, Calif./Cardinal Newman




Reagan Schneider



Marcus Thomas



Alex Obomese



Jeremy Jones

UTEP

YEAR	COACH	OVERALL	C-USA	BOWL
2005	Mike Price	8-4-0	5-3	GMAC
2004	Mike Price	8-4-0		Houston
2003	Gary Nord	2-11-0		
2002	Gary Nord	2-10-0		
2001	Gary Nord	2-9-0		
2000	Gary Nord	8-4-0		Humanitarian
1999	Charlie Bailey	5-7-0		
1998	Charlie Bailey	3-8-0		
1997	Charlie Bailey	4-7-0		
1996	Charlie Bailey	2-9-0		
1995	Charlie Bailey	2-10-0		
1994	Charlie Bailey	3-7-1		
1993	Lee/Bailey	1-11-0		
1992	David Lee	1-10-0		
1991	David Lee	4-7-1		
1990	David Lee	3-8-0		
1989	David Lee	2-10-0		
1988	Bob Stull	10-3-0		Independence
1987	Bob Stull	7-4-0		
1986	Bob Stull	4-8-0		
1985	Bill Yung	1-10-0		
1984	Bill Yung	2-9-0		
1983	Bill Yung	2-10-0		
1982	Bill Yung	2-10-0		
1981	Michael/Alton	1-10-0		
1980	Bill Michael	1-11-0		
1979	Bill Michael	2-9-0		
1978	Bill Michael	1-11-0		
1977	Bill Michael	1-10-0		
1976	Gil Bartosh	1-10-0		
1975	Gil Bartosh	1-10-0		
1974	Gil Bartosh	4-7-0		
1973	Tommy Hudspeth	0-11-0		
1972	Bobby Dobbs	2-8-0		
1971	Bobby Dobbs	5-6-0		
1970	Bobby Dobbs	6-4-0		
1969	Bobby Dobbs	4-6-0		
1968	Bobby Dobbs	4-5-1		
1967	Bobby Dobbs	7-2-1		Sun
1966	Bobby Dobbs	6-4-0		
1965	Bobby Dobbs	8-3-0		Sun
1964	Warren Harper	0-8-2		
1963	Warren Harper	3-7-0		
1962	Bum Phillips	4-5-0		
1961	Ben Collins	3-7-0		
1960	Ben Collins	4-5-1		
1959	Ben Collins	3-7-0		
1958	Ben Collins	2-7-0		
1957	Ben Collins	6-3-0		
1956	Mike Brumbelow	9-2-0		Sun
1955	Mike Brumbelow	6-2-2		
1954	Mike Brumbelow	8-3-0		Sun
1953	Mike Brumbelow	8-2-0		Sun
1952	Mike Brumbelow	5-5-1		

YEAR	COACH	OVERALL	C-USA	BOWL
1951	Mike Brumbelow	3-7-0		
1950	Mike Brumbelow	7-3-0		
1949	Jack Curtice	8-2-1		Sun
1948	Jack Curtice	8-2-1		Sun
1947	Jack Curtice	5-3-1		
1946	Jack Curtice	3-6-0		
1945	No games played because of WWII			
1944	No games played because of WWII			
1943	No games played because of WWII			
1942	Walter Milner	5-4-0		
1941	Mack Saxon	4-5-1		
1940	Mack Saxon	4-4-1		
1939	Mack Saxon	5-4-0		
1938	Mack Saxon	6-3-0		
1937	Mack Saxon	7-1-2		Sun
1936	Mack Saxon	5-3-1		
1935	Mack Saxon	1-8-0		
1934	Mack Saxon	4-4-0		
1933	Mack Saxon	3-5-1		
1932	Mack Saxon	7-3-0		
1931	Mack Saxon	7-1-0		
1930	Mack Saxon	7-1-1		
1929	Mack Saxon	6-1-2		
1928	E.J. Stewart	3-4-1		
1927	E.J. Stewart	2-2-2		
1926	George B. Powell	3-4-0		
1925	George B. Powell	5-1-1		
1924	George B. Powell	3-2-1		
1923	Jack C. Vowell	3-4-0		
1922	Jack C. Vowell	5-4-0		
1921	Thomas C. Holiday	1-4-0		
1920	H.E. Van Surdam	2-4-0		
1919	Tommy Dwyer	2-4-0		
1918	No games played because of World War I			
1917	Tommy Dwyer	0-0-1		
1916	Tommy Dwyer	2-3-0		
1915	Tommy Dwyer	3-2-0		
1914	Tommy Dwyer	2-3-0		

UTEP BOWL RESULTS (5-7)

Bowl	Opponent	Result	Year
GMAC	Toledo	L, 13-45	2005
EV1.net Houston	Colorado	L, 28-33	2004
Humanitarian	Boise State	L, 23-38	2000
Independence	Southern Miss	L, 18-38	1988
Sun	Mississippi	W, 14-7	1967
Sun	TCU	W, 13-12	1965
Sun	George Washington	L, 0-13	1957
Sun	Florida State	W, 47-20	1955
Sun	Southern Miss	W, 37-14	1954
Sun	Georgetown	W, 33-20	1950
Sun	West Virginia	L, 12-21	1949
Sun	Hardin-Simmons	L, 6-34	1937

STANDINGS/POSTSEASON RESULTS

2005 STANDINGS

East Division

	C-USA							All Games					
	W-L	Pct.	Div.	H	A	Pts	Opp	W-L	Pct.	H	A	Pts	Opp
UCF	7-1	.875	4-1	4-0	3-1	245	204	8-5	.615	4-1	4-4	373	373
MEMPHIS	5-3	.625	3-2	3-1	2-2	207	201	7-5	.583	4-2	3-3	326	276
SOUTHERN MISS	5-3	.625	4-1	2-2	3-1	238	182	7-5	.583	3-2	4-3	355	272
EAST CAROLINA	4-4	.500	2-3	2-2	2-2	194	232	5-6	.455	3-2	2-4	267	317
UAB	3-5	.375	1-4	1-3	2-2	235	212	5-6	.455	2-3	3-3	307	264
MARSHALL	3-5	.375	1-4	2-2	1-3	135	199	4-7	.364	3-3	1-4	204	285

West Division

	C-USA							All Games					
	W-L	Pct.	Div.	H	A	Pts	Opp	W-L	Pct.	H	A	Pts	Opp
X- TULSA	6-2	.750	2-2	3-1	3-1	276	180	9-4	.692	3-2	6-2	430	305
UTEP	5-3	.625	4-1	3-1	2-2	269	236	8-4	.667	5-1	3-3	382	311
HOUSTON	4-4	.500	3-2	2-2	2-2	241	218	6-6	.500	3-3	3-3	337	324
SMU	4-4	.500	3-2	2-2	2-2	177	176	5-6	.455	3-3	2-3	229	280
TULANE	1-7	.125	1-4	0-4	1-3	171	257	2-9	.182	1-5	1-4	234	348
RICE	1-7	.125	1-4	1-3	0-4	201	292	1-10	.089	1-4	0-6	241	447

x-C-USA Champions

BOWL GAMES

SATURDAY, DECEMBER 31

AUTOZONE LIBERTY BOWL
(Memphis, Tenn.)

Tulsa 31, Fresno State 24

MONDAY, DECEMBER 26

MOTOR CITY BOWL (Detroit, Mich.)

Memphis 38, Akron 31

SATURDAY, DECEMBER 24

SHERATON HAWAII BOWL
(Honolulu, Hawaii)

Nevada 49, UCF 48 (ot)

FRIDAY, DECEMBER 23

FORT WORTH BOWL (Fort Worth, Texas)

Kansas 42, Houston 13

WEDNESDAY, DECEMBER 21

GMAC BOWL (Mobile, Ala.)

Toledo 45, UTEP 13

TUESDAY, DECEMBER 20

NEW ORLEANS BOWL (Lafayette, La.)

Southern Miss 31, Arkansas State 19

C-USA CHAMPIONSHIP PRESENTED BY XBOX 360

SATURDAY, DECEMBER 3

Florida Citrus Bowl (Orlando, Fla.)

Tulsa 44, UCF 27

INDIVIDUAL AWARDS

OFFENSIVE PLAYER OF THE YEAR

DeAngelo Williams RB Memphis

DEFENSIVE PLAYER OF THE YEAR

Kevis Coley LB Southern Miss

SPECIAL TEAMS PLAYER OF THE YEAR

Stephen Gostkowski K Memphis

FRESHMAN OF THE YEAR

Kevin Smith RB UCF

COACH OF THE YEAR

George O'Leary UCF



Executive Director Steve Ehrhart presents Tulsa head coach Steve Kragthorpe with an invitation to the AutoZone Liberty Bowl (moderated by ESPN's Rob Stone) after the Golden Hurricane defeated UCF in the inaugural C-USA Football Championship game last season.



UCF head coach George O'Leary earned C-USA Coach of the Year honors after directing the largest turnaround in Division I-A last season and leading the Golden Knights to the C-USA East Division title and an appearance in the 2005 C-USA Football Championship game.

HONORS/AWARDS

ALL-CONFERENCE

FIRST TEAM

OFFENSE

- QB Darrell Hackney, Sr., UAB
- RB Ryan Gilbert, Sr., Houston
- RB DeAngelo Williams, Sr., Memphis
- OL Andrew Handy, Sr., Memphis
- OL George Batiste, Jr., Southern Miss
- OL Jesse Stoneham, Sr., Tulsa
- OL Matt Batusic, Sr., UAB
- OL Cedric Gagne-Marcoux, Jr., UCF
- TE Garrett Mills, Sr., Tulsa
- WR Aundrae Allison, Jr., East Carolina
- WR Vincent Marshall, Sr., Houston
- WR Reggie Lindsey, Sr., UAB

DEFENSE

- DL Marcus West, Sr., Memphis
- DL John Syptak, Sr., Rice
- DL Larry McSwain, Jr., UAB
- DL Paul Carrington, Sr., UCF
- LB Chris Moore, Sr., East Carolina
- LB Kevis Coley, Sr., Southern Miss
- LB Anthony Cannon, Sr., Tulane
- DB Wesley Smith, Jr., Memphis
- DB Trevis Coley, Sr., Southern Miss
- DB Bobby Blackshire, Jr., Tulsa
- DB Joe Burnett, Fr., UCF

SPECIAL TEAMS

- PK Stephen Gostkowski, Sr., Memphis
- P Luke Johnson, Sr., Southern Miss
- KR Ashlan Davis, Sr., Tulsa
- John Eubanks, Sr., Southern Miss
- PT Joe Burnett, Fr., UCF

SECOND TEAM

OFFENSE

- QB Jordan Palmer, Jr., UTEP
- RB Ahmad Bradshaw, So., Marshall
- RB Kevin Smith, Fr., UCF
- RB Quinton Smith, Jr., Rice
- OL Doug Legursky, So., Marshall
- OL Travis Cooley, Jr., Southern Miss
- OL Chris McGee, Sr., Tulane
- OL Josh House, Sr., UTEP
- OL Jose Garcia, Sr., UTEP
- TE Darcy Johnson, Sr., UCF
- WR Brandon Marshall, Sr., UCF
- WR Mike Walker, Jr., UCF
- WR Johnnie Lee Higgins, Jr., UTEP

DEFENSE

- DL Kade Lane, Sr., Houston
- DL Justin Rogers, Jr., SMU
- DL Tom Johnson, Sr., Southern Miss
- DL Alex Obemese, Jr., UTEP
- LB Nelson Coleman, So., Tulsa
- LB Thomas Howard, Sr., UTEP
- LB Jeremy Jones, Sr., UTEP
- DB Chris Hawkins, Sr., Marshall
- DB Joe Sturdivant, Jr., SMU
- DB Brandon Sumrall, So., Southern Miss
- DB Nick Graham, Jr., Tulsa

SPECIAL TEAMS

- PK Darren McCaleb, Jr., Southern Miss
- P Michael Gibson, Jr., Memphis
- PR Johnnie Lee Higgins, Jr., UTEP

THIRD TEAM

OFFENSE

- QB Kevin Kolb, Jr., Houston
- RB Uriel Parrish, Sr., Tulsa
- RB Tyler Ebell, Sr., UTEP
- OL SirVincent Rogers, So., Houston
- OL David Douglas, Sr., Houston
- OL Matt Traina, Sr., Tulane
- OL Jeff Perrett, Jr., Tulsa
- OL Julius Wilson, Jr., UAB
- TE Shawn Nelson, Fr., Southern Miss
- WR Bobby Chase, Jr., SMU
- WR Preston Brown, Jr., Tulane
- WR Chris Francies, Sr., UTEP

DEFENSE

- DF Marcus Hands, So., East Carolina
- DF Adrian Haywood, Fr., SMU
- DF Brandon Lohr, Sr., Tulsa
- DF Ernest Respress, Sr., UAB
- LB Wade Koehl, Sr., Houston
- LB Nick Bunting, Sr., Tulsa
- LB Troy Collavo, Jr., UTEP
- DB Rocky Schwartz, So., Houston
- DB Jamey Harper, Sr., SMU
- DB Dominique Cospser, Sr., UAB
- DB Rolando Humphrey, Sr., SMU

SPECIAL TEAMS

- KR Jessie Henderson, Fr., SMU
- PR Vincent Marshall, Jr., Houston

ALL-FRESHMAN TEAM

OFFENSE

- QB Chase Clement, Rice
- RB DeMyron Martin, SMU
- RB Kevin Smith, UCF
- OL Brandon Pearce, Memphis
- OL Austin Wilkinson, Rice
- OL Michael Parenton, Tulane
- OL L.J. Anderson, UCF
- OL Patrick Brown, UCF
- OL Robby Felix, UTEP
- TE Shawn Nelson, Southern Miss
- WR Maurice Jones, Memphis
- WR Jarett Dillard, Rice
- WR Cary Koch, Tulane

DEFENSE

- DL Cody Pree, Houston
- DL Phillip Hunt, Houston
- DL Albert McClellan, Marshall
- DL Moton Hopkins, Tulsa
- DL James Olalekan, UTEP
- LB Cody Lubojasky, Houston
- LB Kris Guyton, UAB
- LB Jordan Richards, UCF
- DB Kenneth Fontenette, Houston
- DB Roy Roberts, Tulsa
- DB Joe Burnett, UCF
- DB Jason Venson, UCF

SPECIAL TEAMS

- PK Ben Bell, Houston
- P Marty Biagi, Marshall
- KR Jessie Henderson, SMU
- PR Joe Burnett, UCF

2005 C-USA PLAYERS OF THE WEEK

Offense

- | | | | |
|-----|---------------------|-----|---------------|
| S6 | James Pinkney | QB | East Carolina |
| S12 | DeMyron Martin | RB | SMU |
| S19 | Johnnie Lee Higgins | WR | UTEP |
| S26 | Garrett Mills | TE | Tulsa |
| O3 | DeAngelo Williams | RB | Memphis |
| O10 | James Pinkney | QB | East Carolina |
| | Jerad Romo | QB | SMU |
| O17 | Dustin Almond | QB | Southern Miss |
| O24 | DeAngelo Williams | RB | Memphis |
| O31 | Mike Walker | WR | UCF |
| N7 | Darrell Hackney | QB | UAB |
| N14 | John Wall | RB, | Rice |
| N21 | Reggie Lindsey | WR | UAB |
| N28 | James Pinkney | QB | East Carolina |



HONORS/AWARDS

Defense

S6	Thomas Howard	LB	UTEP
S12	Jamey Harper	DB	SMU
S19	Anthony Germany	DB	Tulsa
S26	Paul Carrington	DE	UCF
O3	Derek Clenin	DB	Memphis
O10	Joe Sturdivant	DB	SMU
O17	Pierre Parker	FS	East Carolina
O24	Bobby Klnck	S	Tulsa
O31	Dennis Thornton	LB	Marshall
	Augustus Ashley	S	UCF
N7	Joe Sturdivant	S	SMU
N14	Kade Lane	DL	Houston
N21	Jason Venson	SS	UCF
N28	Adrian Haywood	DT	SMU

Special Teams

S6	Markeith McQueen	KR	East Carolina
S12	Brad DeVault	PK	Tulsa
S19	Reagan Schneider	PK	UTEP
S26	Sean Lucas	PR	Tulane
O3	Daren McCaleb	PK	Southern Miss
O10	Chris McMurtray	PK	SMU
O17	Ivan Clark	DB	Marshall
	Ashlan Davis	KR	Tulsa
O24	Vincent Marshall	PR	Houston
O31	Chubb Small	KR	Marshall
N7	Reagan Schneider	PK	UTEP
N14	Matt Prate	PK	UCF
N21	Chris McMurtray	PK	SMU
N28	Stephen Gostkowski	PK	Memphis

FRESHMAN ALL-AMERICANS

College FootballNews.com

First Team

DB	Joe Burnett, UCF
PR	Joe Burnett, UCF

Second Team

TE	Shawn Nelson, Southern Miss
----	-----------------------------

Third Team

S	Jason Venson, UCF
PR	Jessie Henderson, SMU

FWAA/Scripps

First Team

OL	Robby Felix, UTEP
DB	Joe Burnett, UCF

The Sporting News

Third Team

TE	Shawn Nelson, Southern Miss
DB	Joe Burnett, UCF
PR	Joe Burnett, UCF

Honorable Mention

RB	DeMyron Martin, SMU
RB	Kevin Smith, UCF
TE	Jamar Hunt, UTEP
OL	Robby Felix, UTEP
OL	Austin Wilkinson, Rice
DE	Moton Hopkins, Tulsa
DE	Cody Pree, Houston
LB	Cody Lubojasky, Houston
FS	Kenneth Fontenette, Houston

ALL-AMERICANS

AFCA

First Team

RB	DeAngelo Williams, Memphis
----	----------------------------

Associated Press

Second Team

RB	DeAngelo Williams, Memphis
----	----------------------------

Third Team

TE	Garrett Mills, Tulsa
----	----------------------

CBSSportsline.com

First Team

TE	Garrett Mills, Tulsa
----	----------------------

CollegeFootballNews.com

Second Team

RB	DeAngelo Williams, Memphis
----	----------------------------

SI.com

First Team

TE	Garrett Mills, Tulsa
----	----------------------

Second Team

RB	DeAngelo Williams, Memphis
----	----------------------------

Third Team

LB	Kevis Coley, Southern Miss
K	Stephen Gostkowski, Memphis
K	Darren McCaleb, Southern Miss
P	Luke Johnson, Southern Miss

Walter Camp

First Team

RB	DeAngelo Williams, Memphis
----	----------------------------

Second Team

TE	Garrett Mills, Tulsa
----	----------------------

ACADEMIC ALL-AMERICANS

ESPN the Magazine

First Team

TE	Garrett Mills, Tulsa
----	----------------------

POSTSEASON ALL-STARS

Several C-USA players played in postseason All-Star games in 2005. Here's a look at those players:

EAST-WEST SHRINE GAME

Thomas Howard	LB	UTEP
---------------	----	------

HULA BOWL

Chris Moore	LB	East Carolina
Guy Whimper	OT	East Carolina
Chris Hawkins	DB	Marshall
Maurice Avery	WR	Memphis
John Syptak	DE	Rice
Ryan Mentzel	P	SMU
Brandon Marshall	WR	UCF

LAS VEGAS ALL-AMERICAN CLASSIC

Ryan Gilbert	RB	Houston
Tim Goodwell	LB	Memphis
Tra Boger	SS	Tulane
Anthony Cannon	LB	Tulane
Sean Lucas	CB	Tulane
Tyler Ebell	RB	UTEP
Darcy Johnson	TE	UCF

SENIOR BOWL

Stephen Gostkowski	K	Memphis
DeAngelo Williams	RB	Memphis
Darrell Hackney	QB	UAB
Thomas Howard	LB	UTEP

STATISTICS - ALL GAMES (IND.)

RUSHING	G	ATT	YDS	AVG	TD	YDS/G
WILLIAMS, DeAngelo, MEM	11	310	1964	6.3	18	178.5
BRADSHAW, Ahmad, MAR	11	214	997	4.7	9	90.6
SMITH, Kevin, UCF	13	249	1178	4.7	9	90.6
GILBERT, Ryan, HOU	12	170	1037	6.1	9	86.4
SMITH, Quinton, RICE	11	140	902	6.4	5	82.0
MARTIN, DeMyron, SMU	11	185	854	4.6	7	77.6
THOMAS, Marcus, UTEP	11	149	791	5.3	5	71.9
PARRISH, Uriel, TLS	12	179	775	4.3	9	64.6
JOHNSON, Chris, ECU	11	176	684	3.9	6	62.2
FORTE, Matt, TLN	11	169	655	3.9	4	59.5

PASS EFFICIENCY	G	ATT	CMP	INT	PCT	YDS	TD	EFF
HACKNEY, Darnell, UAB	11	386	242	12	62.7	3180	22	144.5
SMITH, Paul, TLS	13	364	227	6	62.4	2847	20	142.9
PALMER, Jordan, UTEP	12	434	258	19	59.4	3503	29	140.5
MOFFETT, Steven, UCF	13	375	223	9	59.5	2925	22	139.5
KOLB, Kevin, HOU	12	420	254	15	60.5	3258	19	133.4
PINKNEY, James, ECU	11	366	222	8	60.7	2773	14	132.5
ALMOND, Dustin, USM	12	394	216	12	54.8	2860	23	129.0
ROMO, Jerad, SMU	11	281	154	7	54.8	1768	9	113.2
RICARD, Lester, TLN	10	323	166	12	51.4	1932	16	110.6
MORRIS, Bernie, MAR	9	216	114	6	52.8	1121	6	100.0

TOTAL OFFENSE	G	RUSH	PASS	PLAYS	TOTAL	YDS/G
HACKNEY, Darnell, UAB	11	105	3180	437	3285	298.6
KOLB, Kevin, HOU	12	200	3258	524	3458	288.2
PALMER, Jordan, UTEP	12	-50	3503	490	3453	287.8
PINKNEY, James, ECU	11	193	2773	461	2966	269.6
SMITH, Paul, TLS	13	258	2847	475	3105	238.8
MOFFETT, Steven, UCF	13	93	2925	471	3018	232.2
ALMOND, Dustin, USM	12	-97	2860	430	2763	230.2
RICARD, Lester, TLN	10	-104	1932	359	1828	182.8
WILLIAMS, DeAngelo, MEM	11	1964	0	311	1964	178.5
ROMO, Jerad, SMU	11	174	1768	384	1942	176.5

RECEPTIONS/GAME	G	REC	YDS	TD	AVG/C	YDS/G
ALLISON, Aundrae, ECU	11	83	1024	7	12.3	75.5
MILLS, Garrett, TLS	13	87	1235	9	14.2	66.9
MARSHALL, Vincent, HOU	12	71	939	6	13.2	5.92
WALKER, Mike, UCF	11	64	855	9	13.4	5.82
MARSHALL, Brandon, UCF	13	74	1195	11	16.1	5.69
BRADSHAW, Ahmad, MAR	11	56	381	1	6.8	5.09
LINDSEY, Reggie, UAB	11	53	978	11	18.5	4.82
MOORE, Hiram, MAR	11	53	630	4	11.9	4.82
FRANCIES, Chris, UTEP	10	44	774	5	17.6	4.40
BROWN, Preston, TLN	11	47	720	6	15.3	4.27

REC. YDS/GAME	G	REC	YDS	TD	AVG/C	YDS/G
MILLS, Garrett, TLS	13	87	1235	9	14.2	95.0
ALLISON, Aundrae, ECU	11	83	1024	7	12.3	93.1
MARSHALL, Brandon, UCF	13	74	1195	11	16.1	91.9
LINDSEY, Reggie, UAB	11	53	978	11	18.5	88.9
MARSHALL, Vincent, HOU	12	71	939	6	13.2	78.2
WALKER, Mike, UCF	11	64	855	9	13.4	77.7
FRANCIES, Chris, UTEP	10	44	774	5	17.6	77.4
HIGGINS, Johnny, UTEP	12	49	837	9	17.1	69.8
BROWN, Preston, TLN	11	47	720	6	15.3	65.5
COOK, Jhun, UAB	11	42	653	2	15.5	59.4

ALL-PURPOSE	G	RUSH	RCV	PR	KR	YDS	AVG/G
WILLIAMS, DeAngelo, MEM	11	1964	78	0	33	2075	188.6
JOHNSON, Chris, ECU	11	684	356	0	459	1499	136.3
BRADSHAW, Ahmad, MAR	11	997	381	4	0	1382	125.6
HIGGINS, Johnny, UTEP	12	13	837	170	448	1468	122.3
LINDSEY, Reggie, UAB	11	0	978	77	279	1334	121.3
DAVIS, Ashlan, TLS	11	20	451	85	767	1323	120.3
THOMAS, Marcus, UTEP	11	791	440	0	65	1296	117.8
MARSHALL, Vincent, HOU	12	85	939	175	186	1385	115.4
GILBERT, Ryan, HOU	12	1037	237	0	0	1274	106.2
ALLISON, Aundrae, ECU	11	65	1024	33	0	1122	102.0

INTERCEPTIONS	G	INT	YDS	TD	INT/G
GRAHAM, Nick, TLS	13	6	66	0	0.46
BURNETT, Joe, UCF	13	5	99	0	0.38
NNABUIFE, Alvin, SMU	11	4	119	1	0.36
HARPER, Jamey, SMU	11	4	78	0	0.36
EUBANKS, John, USM	11	4	1	0	0.36
SUMRALL, Brandon, USM	12	4	43	0	0.33
FONTENETTE, Kenneth, HOU	12	4	17	0	0.33
HUMPHREY, Rolando, SMU	11	3	98	0	0.27
BOGER, Tra, TLN	11	3	73	1	0.27
WILSON, Ricky, HOU	11	3	65	0	0.27

PUNT RETURNS	G	RET	YDS	TD	AVG
BURNETT, Joe, UCF	13	28	463	2	16.5
ROUTE, Israel, TLN	10	18	181	0	10.1
WARREN, Blake, SMU	11	21	206	0	9.8
HIGGINS, Johnny, UTEP	12	18	170	0	9.4
FAULK, Jasper, USM	12	22	166	0	7.5
WILLIAMS, Travis, ECU	11	14	104	0	7.4
KING, Brandon, RICE	11	14	80	0	5.7
LINDSEY, Reggie, UAB	11	15	77	0	5.1
MCDONALD, B., MEM	12	32	153	0	4.8
SMALL, Chubb, MAR	11	15	56	0	3.7

KICKOFF RETURNS	G	RET	YDS	TD	AVG
HENDERSON, Jesse, SMU	11	24	663	1	27.6
SMALL, Chubb, MAR	11	21	544	1	25.9
EUBANKS, John, USM	11	28	678	0	24.2
DAVIS, Ashlan, TLS	11	33	767	1	23.2
HIGGINS, Johnny, UTEP	12	20	448	0	22.4
DRINKARD, Norris, UAB	11	15	336	0	22.4
DOSS, Joseph, MEM	12	19	423	0	22.3
ROUTE, Israel, TLN	10	23	512	1	22.3
JOHNSON, Chris, ECU	11	21	459	0	21.9
WILSON, Ricky, HOU	11	18	390	0	21.7

PUNTING	G	PUNT	YDS	AVG
JOHNSON, Luke, USM	12	53	2378	44.9
GIBSON, Michael, MEM	12	59	2632	44.6
SCRUGGS, Jared, RICE	11	48	2056	42.8
HORNE, Aaron, UCF	13	52	2197	42.2
BECKMAN, Chris, TLN	9	53	2166	40.9
MENTZEL, Ryan, SMU	11	60	2450	40.8
DOUGHERTY, Ryan, ECU	11	59	2407	40.8
LAIRD, Justin, HOU	11	47	1858	39.5
HOTCHKISS, Ryan, UTEP	11	45	1739	38.6
MULLINS, Parker, UAB	11	44	1698	38.6

FIELD GOALS	G	FG	FGA	PCT	FG/G
McCALEB, Darren, USM	12	23	28	82.1	1.92
GOSTKOWSKI, Stephen, MEM	12	22	25	88.0	1.83
McMURTRAY, Chris, SMU	11	18	22	81.8	1.64
LEE, Robert, ECU	11	17	19	89.5	1.55
SCHNEIDER, Ryan, UTEP	12	18	23	78.3	1.50
DeVAULT, Brad, TLS	13	18	21	85.7	1.38
PRATER, Matt, UCF	13	17	26	65.4	1.31
MULLINS, Parker, UAB	11	14	18	77.8	1.27
BELL, Ben, HOU	12	8	12	66.7	0.67
O'CONNOR, Ian, MAR	11	7	14	50.0	0.64

SCORING	G	TD	2PT	FG	PTS	PTS/G
WILLIAMS, DeAngelo, MEM	11	19	0	0	114	10.4
McCALEB, Darren, USM	12	0	38	23	107	8.9
GOSTKOWSKI, Stephen, MEM	12	0	35	22	101	8.4
DeVAULT, Brad, TLS	13	0	49	18	103	7.9
SCHNEIDER, Ryan, UTEP	12	0	41	18	95	7.9
LEE, Robert, ECU	11	0	30	17	81	7.4
MULLINS, Parker, UAB	11	0	37	14	79	7.2
McMURTRAY, Chris, SMU	11	0	21	18	75	6.8
PRATER, Matt, UCF	13	0	29	17	80	6.2
LINDSEY, Reggie, UAB	11	11	0	0	66	6.0



STATISTICS - ALL GAMES (IND./TEAM)

TACKLES	G	UA	A	TOTAL	TPG
COLEY, Kevis, USM	12	81	69	150	12.5
CANNON, Anthony, TLN	10	60	54	114	11.4
JONES, Jeremy, UTEP	12	63	68	131	10.9
STURDIVANT, Joe, SMU	11	63	49	112	10.2
THORNTON, D., MAR	11	39	65	104	9.5
COLLAVO, Troy, UTEP	12	49	63	112	9.3
COLEY, Trevis, USM	12	69	40	109	9.1
COLEMAN, Nelson, TLS	13	71	46	117	9.0
COUCH, Matt, MAR	11	40	57	97	8.8
KEYES, Curtis, MAR	10	39	49	88	8.8
MOORE, Chris, ECU	11	62	34	96	8.7
GOODWELL, Tim, MEM	12	54	48	102	8.5
KING, Orlando, UAB	11	41	44	85	7.7
BLACKSHIRE, B., TLS	13	56	44	100	7.7
SCHWARTZ, R., HOU	12	55	34	89	7.4
BAKER, Carlton, MEM	12	45	43	88	7.3
SUMRALL, B., USM	12	59	29	88	7.3
LEE, DD, SMU	11	40	39	79	7.2
VENSON, Jason, UCF	12	67	18	85	7.1
HOWARD, Thomas, UTEP	12	46	39	85	7.1
SMITH, Wesley, MEM	12	49	33	82	6.8
CHAMBERLAIN, C., TLS	13	53	35	88	6.8
SYPTAK, John, RICE	11	40	32	72	6.5
BUNTING, Nick, TLS	13	50	35	85	6.5
DEMPSEY, Quintin, UTEP	12	47	31	78	6.5
HARPER, Jamey, SMU	11	45	26	71	6.5
McCRAY, Wilton, SMU	11	37	34	71	6.5
FLESKOSKI, Joe, UTEP	12	47	30	77	6.4
COSPER, D., UAB	11	37	33	70	6.4
HERRIN, Adam, RICE	11	49	21	70	6.4

SACKS	G	UA	A	TOTAL
CARRINGTON, Paul, UCF	13	9	0	9.0
ROGERS, Justin, SMU	11	7	0	7.0
OBOMESE, Alex, UTEP	12	4	5	6.5
BUNTING, Nick, TLS	13	5	0	5.0
BAKER, Carlton, MEM	12	5	0	5.0
HAYWOOD, A., SMU	11	5	0	5.0
COLEY, Kevis, USM	12	4	2	5.0
HENDERSON, R., USM	12	5	0	5.0
MOORE, Chris, ECU	11	4	1	4.5
CHAMBERLAIN, C., TLS	13	4	1	4.5

TACKLES FOR LOSS	G	TOTAL	AVG.
MOORE, Chris, ECU	11	17.0	1.55
COLLAVO, Troy, UTEP	12	14.5	1.21
JONES, Jeremy, UTEP	12	14.0	1.17
GERMANY, A., TLS	13	13.5	1.04
COLEY, Kevis, USM	12	13.0	1.08
CARRINGTON, Paul, UCF	13	12.5	0.96
RESPRESS, E., UAB	11	12.5	1.14
CANNON, Anthony, TLN	10	12.5	1.25
HAYWOOD, A., SMU	11	12.0	1.09
GOODWELL, Tim, MEM	12	11.0	0.92

FUMBLES FORCED	G	TOTAL
COSPER, D., UAB	11	5
BAKER, Carlton, MEM	12	4
JONES, Jeremy, UTEP	12	4
McSWAIN, Larry, UAB	10	3
ROGERS, Justin, SMU	11	3
JOHNSON, James, MAR	11	3
HENDERSON, R., USM	12	3
JOHNSON, Tom, USM	12	3
LEE, Scott, HOU	12	3
GERMANY, Anthony, TLS	13	3

PASS BREAKUPS	G	TOTAL
STURDIVANT, Joe, SMU	11	14
MCDONALD, B., MEM	12	14
BURNETT, Joe, UCF	13	14
GASTON, Willie, HOU	12	12
ROSS, Kasey, ECU	11	11
GRAHAM, Nick, TLS	13	12
SMITH, Willie, MAR	11	10
COLLINS, O.C., MEM	11	10
WILSON, Ricky, HOU	11	10
DRAUGHON, Nate, UTEP	10	10

RUSHING OFFENSE	G	ATT	YDS	AVG	TD	YDS/G
Memphis	12	597	3215	5.4	28	267.9
Rice	11	600	2576	4.3	22	234.2
UCF	13	557	2172	3.9	18	167.1
Houston	12	477	1997	4.2	23	166.4
Tulsa	13	491	2146	4.4	29	165.1
UAB	11	364	1568	4.3	14	142.5
East Carolina	11	394	1512	3.8	17	137.5
SMU	11	416	1454	3.5	13	132.2
Marshall	11	374	1399	3.7	13	127.2
UTEP	12	395	1466	3.7	14	122.2
Southern Miss	12	409	1336	3.3	16	111.3
Tulane	11	341	979	2.9	9	89.0

PASS OFFENSE	G	ATT	CMP	INT	PCT	YDS	AVG	TD	YDS/G
UTEP	12	458	268	20	58.5	3607	7.9	29	300.6
UAB	11	389	245	12	63.0	3213	8.3	23	292.1
Houston	12	422	255	15	60.4	3268	7.7	19	272.3
East Carolina	11	370	224	8	60.5	2816	7.6	14	256.0
Southern Miss	12	409	224	13	54.8	2952	7.2	23	246.0
Tulsa	13	406	255	8	62.8	3083	7.6	21	237.2
UCF	13	394	233	9	59.1	3045	7.7	24	234.2
Tulane	11	423	218	16	51.5	2551	6.0	20	231.9
Marshall	11	407	228	14	56.0	2256	5.5	12	205.1
SMU	11	323	169	8	52.3	1937	6.0	10	176.1
Memphis	12	239	135	7	56.5	1560	6.5	9	130.0
Rice	11	210	89	12	42.4	1136	5.4	9	103.3

TOTAL OFFENSE	G	RUSH	PASS	PLAYS	YDS	AVG/P	TD	YDS/G
Houston	12	1997	3268	899	5265	5.9	42	438.8
UAB	11	1568	3213	753	4781	6.3	37	434.6
UTEP	12	1466	3607	853	5073	5.9	43	422.8
Tulsa	13	2146	3083	897	5229	5.8	50	402.2
UCF	13	2172	3045	951	5217	5.5	42	401.3
Memphis	12	3215	1560	836	4775	5.7	37	397.9
East Carolina	11	1512	2816	764	4328	5.7	31	393.5
Southern Miss	12	1336	2952	818	4288	5.2	39	357.3
Rice	11	2576	1136	810	3712	4.6	31	337.5
Marshall	11	1399	2256	781	3655	4.7	25	332.3
Tulane	11	979	2551	764	3530	4.6	29	320.9
SMU	11	1454	1937	739	3391	4.6	23	308.3

SCORING OFFENSE	TD	XP	2XP	DXP	FG	SAF	PTS	AVG
Tulsa	54	50	0	0	18	1	430	33.1
UTEP	47	42	1	0	18	1	382	31.8
Southern Miss	41	38	1	0	23	0	355	29.6
UCF	44	37	2	0	22	1	373	28.7
Houston	43	38	1	0	13	0	337	28.1
UAB	38	37	0	0	14	0	307	27.9
Memphis	37	36	1	0	22	0	326	27.2
East Carolina	31	30	0	0	17	0	267	24.3
Rice	32	29	1	0	6	0	241	21.9
Tulane	32	28	1	0	4	0	234	21.3
SMU	25	21	0	0	18	2	229	20.8
Marshall	27	18	0	0	8	0	204	18.5

PUNT RETURNS	G	RET	YDS	TD	AVG
UCF	13	28	463	2	16.5
Houston	12	26	299	1	11.5
Tulane	11	27	305	0	11.3
UTEP	12	31	337	1	10.9
SMU	11	22	209	0	9.5
Tulsa	13	25	232	1	9.3
Marshall	11	31	274	0	8.8
Southern Miss	12	23	189	0	8.2
East Carolina	11	21	138	0	6.6
UAB	11	19	112	0	5.9
Rice	11	22	120	0	5.5
Memphis	12	32	153	0	4.8

KICKOFF RETURNS	G	RET	YDS	TD	AVG
Marshall	11	40	906	1	22.6
Tulsa	13	41	907	1	22.1
SMU	11	43	932	1	21.7
Tulane	11	48	1008	1	21.0
UAB	11	40	811	0	20.3
Memphis	12	26	525	0	20.2
Southern Miss	12	44	888	0	20.2
Houston	12	40	762	0	19.0
UTEP	12	43	815	0	19.0
Rice	11	44	828	0	18.8
UCF	13	45	845	0	18.8
East Carolina	11	40	740	0	18.5

RUSHING DEFENSE	G	RUSHES	YARDS	AVG	TD	YDS/G
Memphis	12	419	1507	3.6	10	125.6
SMU	11	428	1569	3.7	17	142.6
UAB	11	418	1629	3.9	14	148.1
Southern Miss	12	493	1918	3.9	16	159.8
UTEP	12	499	1928	3.9	12	160.7
Marshall	11	449	1780	4.0	17	161.8
Tulsa	13	501	2145	4.3	23	165.0
Houston	12	460	2127	4.6	12	177.2
UCF	13	477	2326	4.9	25	178.9
Tulane	11	463	2129	4.6	25	193.5
Rice	11	432	2332	5.4	33	212.0
East Carolina	11	494	2394	4.8	26	217.6

PASS EFF. DEF.	ATT	CMP	INT	PCT	YDS	TD	EFF
Tulsa	358	193	22	53.9	2383	9	105.8
East Carolina	306	181	15	59.2	2034	11	117.0
Houston	415	219	12	52.8	2642	21	117.2
SMU	400	232	17	58.0	2750	16	120.4
UTEP	400	228	14	57.0	2553	25	124.2
UAB	346	211	16	61.0	2467	16	126.9
Marshall	267	150	9	56.2	1963	13	127.3
Southern Miss	370	213	15	57.6	2811	18	129.3
Tulane	286	167	7	58.4	1964	17	130.8
UCF	419	248	19	59.2	3140	23	131.2
Memphis	431	237	12	55.0	3358	23	132.5
Rice	290	190	6	65.5	2668	19	160.3

TOTAL DEFENSE RUSH	PASS	PLAYS	YARDS	AVG/P	TD	YDS/G	
Marshall	1780	1963	716	3743	5.2	30	340.3
Tulsa	2145	2383	859	4528	5.3	32	348.3
Tulane	2129	1964	749	4093	5.5	42	372.1
UAB	1629	2467	764	4096	5.4	30	372.4
UTEP	1928	2553	899	4481	5.0	37	373.4
SMU	1569	2750	828	4319	5.2	33	392.6
Southern Miss	1918	2811	863	4729	5.5	34	394.1
Houston	2127	2642	875	4769	5.5	33	397.4
East Carolina	2394	2034	800	4428	5.5	37	402.5
Memphis	1507	3358	850	4865	5.7	33	405.4
UCF	2326	3140	896	5466	6.1	48	420.5
Rice	2332	2668	722	5000	6.9	52	454.5

STATISTICS - ALL GAMES (TEAM)

SCORING DEFENSE	TD	XP	2XP	DXP	FG	SAF	PTS	AVG/G
Southern Miss	34	33	0	0	11	1	272	22.7
Memphis	33	28	1	0	16	0	276	23.0
Tulsa	37	36	0	0	15	1	305	23.5
UAB	31	25	1	0	17	0	264	24.0
SMU	35	32	1	0	12	0	280	25.5
Marshall	33	30	0	0	19	0	285	25.9
UTEP	38	36	1	0	15	0	311	25.9
Houston	37	32	3	0	20	2	324	27.0
UCF	48	44	1	0	13	0	373	28.7
East Carolina	39	35	0	0	16	0	317	28.8
Tulane	46	45	0	0	9	0	348	31.6
Rice	59	55	1	0	12	0	447	40.6

TURNOVER MARGIN	(GAINED)			(LOST)			MAR
	FUM	INT	TOT	FUM	INT	TOT	
Tulsa	14	22	36	9	8	17	+19
Southern Miss	19	15	34	7	13	20	+14
UCF	13	19	32	11	9	20	+12
Memphis	10	12	22	8	7	15	+7
SMU	10	17	27	14	8	22	+5
UAB	6	16	22	5	12	17	+5
East Carolina	5	15	20	12	8	20	+0
Houston	12	12	24	13	15	28	-4
Marshall	10	9	19	11	14	25	-6
UTEP	9	14	23	14	20	34	-11
Tulane	7	7	14	10	16	26	-12
Rice	5	6	11	16	12	28	-17

PUNTING	PUNTS	AVG	PR	AVG	YDS/P
Memphis	63	44.3	256	4.1	39.2
Southern Miss	53	44.9	186	3.5	37.2
UTEP	45	38.6	54	1.2	36.1
UCF	58	40.6	220	3.8	34.8
Rice	49	42.0	298	6.1	34.2
Marshall	61	38.4	268	4.4	33.7
Tulane	64	39.5	288	4.5	33.5
Tulsa	67	37.4	187	2.8	33.4
East Carolina	60	40.1	331	5.5	33.3
SMU	67	37.7	161	2.4	33.2
UAB	46	36.9	223	4.8	29.9
Houston	55	37.7	456	8.3	27.6

FIELD GOALS	G	MADE	ATT	PCT.
East Carolina	11	17	19	.895
Memphis	12	22	25	.880
Tulsa	13	18	21	.857
Southern Miss	12	23	28	.821
SMU	11	18	22	.818
UTEP	12	18	23	.783
UAB	11	14	18	.778
Tulane	11	4	6	.667
UCF	13	22	34	.647
Rice	11	6	10	.600
Houston	12	13	22	.591
Marshall	11	8	17	.471

PAT KICKING	G	Made	Att	Pct.
UTEP	12	42	42	1000
UAB	11	37	37	1000
Memphis	12	36	36	1000
East Carolina	11	30	30	1000
Southern Miss	12	38	39	.974
Rice	11	29	30	.967
Tulsa	13	50	52	.962
SMU	11	21	22	.955
Houston	12	38	40	.950
Tulane	11	28	30	.933
UCF	13	37	40	.925
Marshall	11	18	20	.900

FIRST DOWNS	G	RUSH	PASS	PEN	TOTAL
UCF	13	106	157	17	280
UTEP	12	87	161	22	270
Houston	12	130	124	11	265
Tulsa	13	111	129	24	264
UAB	11	88	143	15	247
Memphis	12	156	63	16	235
Southern Miss	12	74	127	27	228
Rice	11	159	44	22	225
Marshall	11	86	118	17	221
East Carolina	11	91	110	15	216
Tulane	11	71	113	13	197
SMU	11	76	83	18	177

3RD-DN CONVERSIONS	G	MADE	ATT	PCT.
Tulsa	13	95	195	.487
UTEP	12	74	175	.423
Southern Miss	12	72	176	.409
Tulane	11	71	174	.408
Houston	12	72	180	.400
UAB	11	58	145	.400
UCF	13	79	199	.397
Rice	11	63	168	.375
East Carolina	11	59	159	.371
Marshall	11	59	160	.369
Memphis	12	60	166	.361
SMU	11	56	167	.335

4TH-DN CONVERSIONS	G	MADE	ATT	PCT.
UCF	13	14	21	.667
Rice	11	20	35	.571
Tulsa	13	4	7	.571
Houston	12	12	22	.545
East Carolina	11	6	12	.500
UAB	11	7	14	.500
UTEP	12	9	18	.500
Memphis	12	6	13	.462
Tulane	11	11	25	.440
Marshall	11	6	15	.400
Southern Miss	12	6	16	.375
SMU	11	5	14	.357

PENALTIES	G	NO	YDS	AVG./G
Marshall	11	58	426	38.7
Rice	11	54	486	44.2
East Carolina	11	60	509	46.3
Tulsa	13	76	620	47.7
Tulane	11	59	532	48.4
Southern Miss	12	74	615	51.2
UAB	11	75	639	58.1
Memphis	12	89	723	60.2
SMU	11	76	669	60.8
UCF	13	97	823	63.3
UTEP	12	84	769	64.1
Houston	12	93	830	69.2



SUPERLATIVES – ALL GAMES

INDIVIDUAL GAME HIGHS

Points scored	18	17 tied with
Touchdowns	3	16 tied with
TD responsibility	6	Dustin Almond, Southern Miss vs. UCF, Oct. 15, 2005 [1r, 5p]
Points scored kicking	18	Reagan Schneider, UTEP vs. Houston, Sept. 16, 2005 [5fg, 3pat]
Total offense yards	440	Darrell Hackney, UAB vs. Southern Miss, Oct. 21, 2005 [33r, 407p]
Total offense plays	75	Bernie Morris, Marshall vs. SMU, Oct. 1, 2005 [15r, 60p]
Total offense yards/play	187	Aundrea Allison, East Carolina at Tulsa, Nov. 12, 2005 [3-56]
Rushing yards	238	DeAngelo Williams, Memphis vs. Akron, Dec. 26, 2005
Rushing attempts	39	DeAngelo Williams, Memphis vs. East Carolina, Oct. 22, 2005
Yards per rush	163	Ryan Pellerin, SMU vs. Tulane, Sept. 24, 2005 [3-49]
Rushing TDs	3	9 tied with
Longest rush	78	Kevin Smith, UCF vs. Nevada, Dec. 24, 2005
Passing yards	431	Jordan Palmer, UTEP at Memphis, Oct. 1, 2005
Passing attempts	60	Bernie Morris, Marshall vs. SMU, Oct. 1, 2005
Passing TDs	5	Kevin Kolb, Houston at UTEP, Sept. 16, 2005
	5	Dustin Almond, Southern Miss vs. UCF, Oct. 15, 2005
Longest pass	89	Darrell Hackney, UAB vs. SMU, Oct. 8, 2005
Passes completed	34	Bernie Morris, Marshall vs. SMU, Oct. 1, 2005
Had intercepted	5	Kevin Kolb, Houston at UTEP, Sept. 16, 2005
Pass completion pct.	100.0	Chris Williams, UAB vs. Rice, Oct. 1, 2005 [3-3]
Receiving yards	210	Brandon Marshall, UCF vs. Nevada, Dec. 24, 2005
Receptions	13	Garrett Mills, Tulsa at Oklahoma, Sept. 10, 2005
Yards per catch	48.0	Bobby Chase, SMU at Marshall Oct. 1, 2005 [2-96]
Receiving TDs	3	Johnny Higgins, UTEP vs. Houston, Sept. 16, 2005
	3	Reggie Lindsey, UAB at UTEP, Nov. 19, 2005
	3	Brandon Marshall, UCF vs. Nevada, Dec. 24, 2005
Longest reception	89	Reggie Lindsey, UAB vs. SMU, Oct. 8, 2005
Field goal attempts	6	Reagan Schneider, UTEP vs. Houston, Sept. 16, 2005
Field goals made	5	Reagan Schneider, UTEP vs. Houston, Sept. 16, 2005
Longest field goal	53	Luke Juist, Rice vs. Navy, Oct. 22, 2005
	53	Stephen Gostkowski, Memphis vs. Marshall, Nov. 26, 2005
Longest field goal	53	Dustin Bell, Houston at Southern Miss, Oct. 7, 2004
	53	Nick Beucher, Tulane vs. UAB, Oct. 23, 2004
Punts	11	Chris Beckman, Tulane vs. Mississippi State, Sept. 17, 2005
	11	Luke Johnson, Southern Miss at NC State, Oct. 29, 2005
Yards punted	474	Luke Johnson, Southern Miss at NC State, Oct. 29, 2005 [11-474]
Longest punt	70	Michael Gibson, Memphis vs. Marshall, Nov. 26, 2005
Punting avg.	52.5	Michael Gibson, Memphis vs. UAB, Nov. 1, 2005 [2-105]
Punt returns	6	Johnny Higgins, UTEP at Memphis, Oct. 1, 2005
Punt return yards	96	Vincent Marshall, Houston at Mississippi State, Oct. 22, 2005
Longest punt return	68	Joe Burnett, UCF vs. Tulsa, Dec. 3, 2005
Punt return TDs	1	5 tied with
Punt return avg.	48.0	Vincent Marshall, Houston at Mississippi State, Oct. 22, 2005 [2-96]
Kick returns	7	Ashlan Davis, Tulsa vs. Minnesota, Sept. 1, 2005
	7	Israel Route, Tulane vs. UTEP, Oct. 14, 2005
Kick return yards	179	Jessie Henderson, SMU vs. Tulane, Sept. 24, 2005
Kick return avg.	47.5	John Eubanks, Southern Miss vs. UCF, Oct. 15, 2005 [2-95]
Longest kick return	97	Israel Route, Tulane vs. Southeastern La., Oct. 1, 2005
Kick return TDs	1	four tied with
Interceptions	2	11 tied with
Interception return yds.	76	Jasper Faulk, Southern Miss vs. Tulsa, Oct. 8, 2005
Interception return avg.	38.0	Jasper Faulk, Southern Miss vs. Tulsa, Oct. 8, 2005 [2-76]
Longest interception rtn.	69	Alvin Nnabuife, SMU at Houston, Nov. 19, 2005
Interception return TDs	1	nine tied with
All-purpose yards	280	Tyler Ebell, UTEP vs. Houston, Sept. 16, 2005
Tackles	20.0	Dennis Thornton, Marshall vs. UAB, Oct. 15, 2005 [4-16]
	20.0	Nelson Coleman, Tulsa at Rice, Oct. 15, 2005 [17-3]
Sacks	3.0	Tom Johnson, Southern Miss vs. UCF, Oct. 15, 2005 [2-2]
Tackles for loss	5.0	Anthony Germany, Tulsa at North Texas, Sept. 17, 2005 [5-0]

TEAM GAME HIGHS

Points	59	Memphis vs. Chattanooga, Sept. 17, 2005
Points scored kicking	18	UTEP vs. Houston, Sept. 16, 2005 [5fg, 3pat]
Touchdowns	8	Memphis vs. Chattanooga (Sep 17, 2005)
Total offense yards	592	Memphis vs. Chattanooga (Sep 17, 2005) [398r, 194p]
Total offense plays	95	UTEP vs. UAB (Nov 19, 2005) [43r, 52p]
Total offense yards/play	8.9	UTEP at Rice (Oct 29, 2005) [60-532]
Rushing yards	398	Memphis vs. Chattanooga (Sep 17, 2005)
Rushing attempts	65	Rice vs. UTEP (Oct 29, 2005)
Yards per rush	7.4	Memphis vs. Chattanooga (Sep 17, 2005) [54-398]
Rushing TDs	5	Memphis vs. Chattanooga (Sep 17, 2005)
	5	Rice vs. Tulane (Nov 12, 2005)
Longest rush	78	UCF vs. Nevada (Dec 24, 2005)
Passing yards	431	UTEP at Memphis (Oct 01, 2005)
Passing attempts	60	Marshall vs. SMU (Oct 01, 2005)
Passing TDs	5	Houston at UTEP (Sep 16, 2005)
	5	Southern Miss vs. UCF (Oct 15, 2005)
Longest pass	89	UAB vs. SMU (Oct 08, 2005)
	83	Houston vs. Southern Miss (Nov 13, 2005)
Passes completed	34	Marshall vs. SMU (Oct 01, 2005)
Had intercepted	5	Houston at UTEP (Sep 16, 2005)
Pass completion pct.	81.0	East Carolina vs. Duke (Sep 03, 2005) [17-21]
Yards per catch	26.8	Rice vs. UCF (Nov 19, 2005) [8-214]
Field goal attempts	6	UTEP vs. Houston (Sep 16, 2005)
Field goals made	5	UTEP vs. Houston (Sep 16, 2005)
Longest field goal	53	Rice vs. Navy (Oct 22, 2005)
	53	Memphis vs. Marshall (Nov 26, 2005)
PAT kicks attempted	8	Memphis vs. Chattanooga, Sept. 17, 2005
PAT kicks made	8	Memphis vs. Chattanooga, Sept. 17, 2005
Punts	11	Tulane vs. Mississippi State (Sep 17, 2005)
	11	Southern Miss at NC State (Oct 29, 2005)
Longest punt	70	Memphis vs. Marshall (Nov. 26, 2005)
Yards punted	474	Southern Miss at NC State (Oct 29, 2005) [11-474]
Punting avg.	52.5	Memphis vs. UAB (Nov. 1, 2005) [2-105]
Punt returns	7	UTEP vs. Texas Southern (Nov. 12, 2005)
Punt return yards	129	UTEP vs. Texas Southern (Nov. 12, 2005)
Punt return avg.	41.0	UCF vs. Tulsa (Dec. 3, 2005) [2-82]
Punt return TDs	1	five tied with
Longest punt return	68	UCF vs. Tulsa (Dec. 3, 2005)
Kick returns	9	SMU at Texas A&M (Sept. 17, 2005)
Kick return yards	196	SMU at Texas A&M (Sept. 17, 2005)
Kick return avg.	43.7	Tulsa at Rice (Oct 15, 2005) [3-131]
Longest kick return	97	Tulane vs. Southeastern La. (Oct. 1, 2005)
Kick return TDs	1	four tied with
Interceptions	5	UTEP vs. Houston (Sep 16, 2005)
Interception return yds.	120	Tulane vs. Marshall (Oct 29, 2005)
Interception return avg.	58.0	SMU at Houston (Nov 19, 2005) [2-116]
Longest interception rtn.	69	SMU at Houston (Nov 19, 2005)
Interception return TDs	2	Tulane vs. Marshall (Oct. 29, 2005)
Fumbles lost	4	East Carolina vs. Southern Miss (Oct 1, 2005)
	4	UCF at Southern Miss (Oct. 15, 2005)
Fumbles recovered	4	Southern Miss at East Carolina (Oct. 1, 2005)
	4	Southern Miss vs. UCF (Oct. 15, 2005)
Sacked by opp	9	SMU vs. Tulane (Sept. 24, 2005)
QB sacks	9	Tulane at SMU (Sept. 24, 2005)
Turnovers committed	7	UTEP at SMU (Nov 26, 2005)
Turnovers caused	7	SMU vs. UTEP (Nov 26, 2005)
First downs	32	Memphis vs. Chattanooga (Sep 17, 2005)
1st downs rushing	22	Memphis vs. Chattanooga (Sep 17, 2005)
1st downs passing	19	UAB at Memphis (Nov. 1, 2005)
	19	UTEP vs. UAB (Nov. 19, 2005)
1st downs by penalty	6	UTEP at Memphis (Oct. 1, 2005)
	6	Southern Miss at UAB (Oct. 21, 2005)
Penalties	18	UCF vs. Tulane (Oct. 21, 2005)
Penalties yards	160	UCF vs. Tulane (Oct. 21, 2005)

STATISTICS - C-USA GAMES (IND.)

RUSHING	G	ATT	YDS	AVG	TD	YDS/G
WILLIAMS, DeAngelo, MEM	8	235	1436	6.1	12	179.5
GILBERT, Ryan, HOU	8	131	873	6.7	7	109.1
BRADSHAW, Ahmad, MAR	8	161	768	4.8	5	96.0
MARTIN, DeMyron, SMU	8	151	728	4.8	5	91.0
SMITH, Kevin, UCF	8	165	711	4.3	5	88.9
SMITH, Quinton, RICE	8	106	682	6.4	5	85.2
THOMAS, Marcus, UTEP	8	109	590	5.4	5	73.8
FORTE, Matt, TLN	8	130	549	4.2	4	68.6
ARMSTRONG, Joel, RICE	8	125	509	4.1	5	63.6
PARRISH, Urii, TLS	8	121	503	4.2	7	62.9

PASS EFFICIENCY	G	ATT	CMP	INT	PCT	YDS	TD	EFF
PALMER, Jordan, UTEP	8	321	197	17	61.4	2727	20	340.9
HACKNEY, Darrell, UAB	8	286	174	11	60.8	2371	17	296.4
KOLB, Kevin, HOU	8	273	171	9	62.6	2308	14	288.5
ALMOND, Dustin, USM	8	275	155	9	56.4	2058	16	257.2
PINKNEY, James, ECU	8	267	165	7	61.8	2042	9	255.2
SMITH, Paul, TLS	8	249	153	5	61.4	1927	15	240.9
MOFFETT, Steven, UCF	8	208	130	4	62.5	1736	13	217.0
RICARD, Lester, TLN	7	219	114	8	52.1	1402	13	200.3
ROMO, Jerad, SMU	8	221	122	6	55.2	1382	7	172.8
MORRIS, Bernie, MAR	8	153	78	4	51.0	716	2	119.3

TOTAL OFFENSE	G	RUSH	PASS	PLAYS	TOTAL	YDS/G
PALMER, Jordan, UTEP	8	-24	2727	364	2703	337.9
HACKNEY, Darrell, UAB	8	81	2371	329	2452	306.5
KOLB, Kevin, HOU	8	97	2308	341	2405	300.6
PINKNEY, James, ECU	8	186	2042	331	2228	278.5
SMITH, Paul, TLS	8	138	1927	315	2065	258.1
ALMOND, Dustin, USM	8	-33	2058	294	2025	253.1
MOFFETT, Steven, UCF	8	74	1736	255	1810	226.2
RICARD, Lester, TLN	7	-85	1402	246	1317	188.1
WILLIAMS, DeAngelo, MEM	8	1436	0	236	1436	179.5
ROMO, Jerad, SMU	8	45	1382	289	1427	178.4

RECEPTIONS/GAME	G	REC	YDS	TD	AVG/C	REC/G
ALLISON, Aundrae, ECU	8	55	580	3	10.5	6.88
MARSHALL, Vincent, HOU	8	54	809	6	15.0	6.75
MILLS, Garrett, TLS	8	49	698	7	14.2	6.12
FRANCIES, Chris, UTEP	6	35	664	4	19.0	5.83
WALKER, Mike, UCF	8	46	635	8	13.8	5.75
BRADSHAW, Ahmad, MAR	8	43	270	0	6.3	5.38
MOORE, Hiram, MAR	8	40	483	3	12.1	5.00
LINDSEY, Reggie, UAB	8	38	795	9	20.9	4.75
MARSHALL, Brandon, UCF	8	37	628	5	17.0	4.62
HIGGINS, Johnnie Lee, UTEP	8	36	643	7	17.9	4.50

REC. YDS/GAME	G	REC	YDS	TD	AVG/C	YDS/G
FRANCIES, Chris, UTEP	6	35	664	4	19.0	110.7
MARSHALL, Vincent, HOU	8	54	809	6	15.0	6.75
LINDSEY, Reggie, UAB	8	38	795	9	20.9	99.4
MILLS, Garrett, TLS	8	49	698	7	14.2	87.2
HIGGINS, Johnny, UTEP	8	36	643	7	17.9	80.4
WALKER, Mike, UCF	8	46	635	8	13.8	79.4
MARSHALL, Brandon, UCF	8	37	628	5	17.0	78.5
ALLISON, Aundrae, ECU	8	55	580	3	10.5	72.5
COOK, Jhun, UAB	8	33	502	2	15.2	62.8
BROWN, Preston, TLN	8	29	487	6	16.8	60.9

ALL-PURPOSE	G	RUSH	RCV	PR	KR	YDS	AVG/G
WILLIAMS, DeAngelo, MEM	8	1436	63	0	33	1532	191.5
HIGGINS, Johnny, UTEP	8	-9	643	123	421	1179	147.4
LINDSEY, Reggie, UAB	8	7	7	95	72	217	136.4
BRADSHAW, Ahmad, MAR	8	768	270	0	0	1038	129.8
THOMAS, Marcus, UTEP	8	590	373	0	65	1028	128.5
GILBERT, Ryan, HOU	8	873	150	0	0	1023	127.9
JOHNSON, Chris, ECU	8	425	240	0	337	1002	125.2
MARSHALL, Vincent, HOU	8	31	809	74	62	976	122.0
DAVIS, Ashlan, TLS	8	17	306	79	516	918	114.8
FRANCIES, Chris, UTEP	6	-1	664	0	0	663	110.5

INTERCEPTIONS	G	INT	YDS	TD	INT/G
BURNETT, Joe, UCF	8	5	99	0	0.62
McGOWAN, Julian, TLS	7	4	20	0	0.57
SUMRALL, Brandon, USM	8	4	43	0	0.50
HUMPHREY, Rolando, SMU	8	3	98	0	0.38
NNABUIFE, Alvin, SMU	8	3	93	1	0.38
WILSON, Ricky, HOU	8	3	65	0	0.38
DEMPS, Quentin, UTEP	8	3	50	0	0.38
STURDIVANT, Joe, SMU	8	3	32	0	0.38
FONNETTE, Kenneth, HOU	8	3	2	0	0.38
VENSON, Jason, UCF	7	2	36	0	0.29

PUNT RETURNS	G	RET	YDS	TD	AVG
BURNETT, Joe, UCF	8	21	259	1	12.3
FAULK, Jasper, USM	8	13	118	0	9.1
WARREN, Blake, SMU	8	18	162	0	9.0
HIGGINS, Johnny, UTEP	8	16	123	0	7.7
KING, Brandon, RICE	8	11	70	0	6.4
LINDSEY, Reggie, UAB	8	12	72	0	6.0
MCDONALD, Brandon, MEM	8	15	58	0	3.9
SMALL, Chubb, MAR	8	12	31	0	2.6

KICKOFF RETURNS	G	RET	YDS	TD	AVG
HENDERSON, Jessie, SMU	8	15	434	1	28.9
SMALL, Chubb, MAR	8	17	450	1	26.5
EUBANKS, John, USM	7	18	434	0	24.1
DAVIS, Ashlan, TLS	8	22	516	1	23.5
DRINKARD, Norris, UAB	8	11	256	0	23.3
HIGGINS, Johnny, UTEP	8	19	241	0	22.2
KING, Brandon, RICE	8	11	239	0	21.7
FRANCIS, Curtis, UCF	8	14	299	0	21.4
WILSON, Ricky, HOU	8	12	254	0	21.2
DOSS, Joseph, MEM	8	12	252	0	21.0

PUNTING	G	PUNT	YDS	AVG
JOHNSON, Luke, USM	8	30	1394	46.5
GIBSON, Michael, MEM	8	40	1809	45.2
HORNE, Aaron, UCF	8	31	1311	42.3
DOUGHERTY, Ryan, ECU	8	40	1657	41.4
MENTZEL, Ryan, SMU	8	46	1886	41.0
BECKMAN, Chris, TLN	6	31	1249	40.3
MULLINS, Parker, UAB	8	31	1211	39.1
LAIRD, Justin, HOU	7	28	1090	38.9
HOTCHKISS, Ryan, UTEP	7	26	987	38.0
BIAGI, Marty, MAR	8	46	1740	37.8

FIELD GOALS	G	FG	FGA	PCT	FG/G
MCCALEB, Darren, USM	8	19	23	82.6	2.38
McMURTRAY, Chris, SMU	8	17	17	100.0	2.12
GOSTKOWSKI, Stephen, MEM	8	13	16	81.2	1.62
SCHNEIDER, Ryan, UTEP	8	13	17	76.5	1.62
LEE, Robert, ECU	8	11	13	84.6	1.38
MULLINS, Parker, UAB	8	11	14	78.6	1.38
PRATER, Matt, UCF	8	11	17	64.7	1.38
DeVAULT, Brad, TLS	8	9	11	81.8	1.12
BELL, Ben, HOU	8	7	11	63.6	0.88
HARTGROVES, Jacob, TLN	8	4	6	66.7	0.50

SCORING	G	TD	XPT	FG	PTS	PTS/G
MCCALEB, Darren, USM	8	0	23	19	80	10.0
WILLIAMS, DeAngelo, MEM	8	13	0	0	78	9.8
McMURTRAY, Chris, SMU	8	0	16	17	67	8.4
SCHNEIDER, Ryan, UTEP	8	0	28	13	67	8.4
GOSTKOWSKI, Stephen, MEM	8	0	24	13	63	7.9
MULLINS, Parker, UAB	8	0	28	11	61	7.6
DeVAULT, Brad, TLS	8	0	32	9	59	7.4
LEE, Robert, ECU	8	0	23	11	56	7.0
LINDSEY, Reggie, UAB	8	9	0	0	54	6.8
PRATER, Matt, UCF	8	0	18	11	51	6.4



STATISTICS - C-USA GAMES (IND./TEAM)

TACKLES	G	UA	A	TOTAL	TPG
COLEY, Kevis, USM	8	55	53	108	13.5
JONES, Jeremy, UTEP	8	45	52	97	12.1
CANNON, Anthony, TLN	7	42	36	78	11.1
STURDIVANT, Joe, SMU	8	45	37	82	10.2
THORNTON, D., MAR	8	32	50	82	10.2
COLLAVO, Troy, UTEP	8	28	51	79	9.9
COLEY, Trevis, USM	8	49	30	79	9.9
COLEMAN, Nelson, TLS	8	55	23	78	9.8
COUCH, Matt, MAR	8	31	43	74	9.2
BLACKSHIRE, B., TLS	8	42	26	68	8.5
VENSON, Jason, UCF	7	48	9	57	8.1
SUMRALL, Brando USM	8	41	24	65	8.1
MOORE, Chris, ECU	8	43	21	64	8.0
GOODWELL, Tim, MEM	8	33	29	62	7.8
KING, Orlandus, UAB	8	31	31	62	7.8
SMITH, Wesley, MEM	8	36	26	62	7.8
DEMPS, Quintin, UTEP	8	35	25	60	7.5
SCHWARTZ, R., HOU	8	38	21	59	7.4
BAKER, Carlton, MEM	8	29	29	58	7.2
MCCRAY, Wilton, SMU	8	28	30	58	7.2
SYPTAK, John, RICE	8	30	28	58	7.2
KEYES, Curtis, MAR	7	21	29	50	7.1
HOWARD, T., UTEP	8	29	27	56	7.0
LEE, D.D., SMU	8	23	33	56	7.0
HARPER, Jamey, SMU	8	33	21	54	6.8

SACKS	G	UA	A	TOTAL
ROGERS, Justin, SMU	8	6	0	6.0
CARRINGTON, Paul, UCF	8	6	0	6.0
HAYWOOD, Adrian, SMU	8	5	0	5.0
MOORE, Chris, ECU	8	4	1	4.5
WATKINS, Glenroy UCF	7	3	1	3.5
THORNTON, Dennis, MAR	8	3	1	3.5
COLLAVO, Troy, UTEP	8	3	1	3.5
JOHNSON, Tom, USM	8	2	3	3.5
BUNTING, Nick, TLS	8	3	0	3.0
JOHNSON, Alvin, TLN	8	3	0	3.0

TACKLES FOR LOSS	G	TOTAL	AVG.
MOORE, Chris, ECU	11	17.0	1.55
HAYWOOD, Adrian, SMU	8	11.0	1.38
MOORE, Chris, ECU	8	11.0	1.38
COLLAVO, Troy, UTEP	8	11.0	1.38
JONES, Jeremy, UTEP	8	10.5	1.31
RESPRESS, Ernest, UAB	8	10.0	1.25
ROGERS, Justin, SMU	8	9.5	1.19
GERMANY, Anthony, TLS	8	8.5	1.06
COLEY, Kevis, USM	8	8.5	1.06
MORRIS, Craig, TLN	8	8.5	1.06
CARRINGTON, Paul, UCF	8	8.0	1.00

FUMBLES FORCED	G	TOTAL
COSPER, Dominic, UAB	8	5
JONES, Jeremy, UTEP	8	4
McSWAIN, Larry, UAB	7	3
BAKER, Carlton, MEM	8	3
ROGERS, Justin, SMU	7	3
LEE, Scott, HOU	7	3
JOHNSON, James, MAR	7	3
HOGUE, Cory, UCF	6	2
VENSON, Jason, UCF	7	2
SUMRALL, Brandon, USM	8	2

PASS BREAKUPS	G	TOTAL
BURNETT, Joe, UCF	8	11
COLLINS, O.C., MEM	7	9
McGOWAN, J., TLS	7	8
GASTON, Willie, HOU	8	9
SUMRALL, Brandon, USM	8	8
STURDIVANT, Joe, SMU	8	8
MCDONALD, B., MEM	8	8
HENDRIX, Caleb, USM	7	7
WILSON, Ricky, HOU	8	7
NNABUIFE, Alvin, SMU	8	7

RUSHING OFFENSE	G	ATT	YDS	AVG	TD	YDS/G
Memphis	8	409	2187	5.3	18	273.4
Rice	8	444	2084	4.7	18	260.5
UCF	8	369	1512	4.1	13	189.0
Houston	8	333	1422	4.3	17	177.8
Tulsa	8	300	1308	4.4	18	163.5
East Carolina	8	290	1210	4.2	14	151.2
UAB	8	262	1200	4.6	11	150.0
UTEP	8	265	1074	4.1	11	134.2
SMU	8	302	1073	3.6	9	134.1
Marshall	8	274	1058	3.9	9	132.2
Southern Miss	8	255	869	3.4	9	108.6
Tulane	8	259	755	2.9	5	94.4

PASS OFFENSE	G	ATT	CMP	INT	PCT	YDS	AVG	TD	YDS/G
UTEP	8	324	197	17	60.8	2727	8.4	20	340.9
UAB	8	289	177	11	61.2	2404	8.3	18	300.5
Houston	8	275	172	9	62.5	2318	8.4	14	289.8
East Carolina	8	269	166	7	61.7	2083	7.7	9	260.4
Southern Miss	8	280	157	9	56.1	2073	7.4	16	259.1
Tulsa	8	260	160	6	61.5	1987	7.6	15	248.4
Tulane	8	292	152	11	52.1	1885	6.5	16	235.6
UCF	8	227	140	4	61.7	1856	8.2	15	232.0
Marshall	8	301	166	10	55.1	1564	5.2	8	195.5
SMU	8	231	126	6	54.5	1421	6.2	7	177.6
Memphis	8	143	82	5	57.3	919	6.4	6	114.9
Rice	8	154	66	12	42.9	880	5.7	8	110.0

TOTAL OFFENSE	G	RUSH	PASS	PLAYS	YDS	AVG/P	TD	YDS/G
UTEP	8	1074	2727	589	3801	6.5	31	475.1
Houston	8	1422	2318	608	3740	6.2	31	467.5
UAB	8	1200	2404	551	3604	6.5	29	450.5
UCF	8	1512	1856	596	3368	5.7	28	421.0
Tulsa	8	1308	1987	560	3295	5.9	33	411.9
East Carolina	8	1210	2083	559	3293	5.9	23	411.6
Memphis	8	2187	919	552	3106	5.6	24	388.2
Rice	8	2084	880	598	2964	5.0	26	370.5
Southern Miss	8	869	2073	535	2942	5.5	25	367.8
Tulane	8	755	1885	551	2640	4.8	21	330.0
Marshall	8	1058	1564	575	2622	4.6	17	327.8
SMU	8	1073	1421	533	2494	4.7	16	311.8

SCORING OFFENSE	TD	XP	2XP	DXP	FG	SAF	PTS	AVG
Tulsa	36	33	0	0	9	0	276	34.5
UTEP	33	28	1	0	13	1	269	33.6
UCF	29	25	2	0	14	0	245	30.6
Houston	31	26	1	0	9	0	241	30.1
Southern Miss	26	23	1	0	19	0	238	29.8
UAB	29	28	0	0	11	0	235	29.4
Memphis	24	24	0	0	13	0	207	25.9
Rice	27	25	1	0	4	0	201	25.1
East Carolina	23	23	0	0	11	0	194	24.2
SMU	18	16	0	0	17	1	177	22.1
Tulane	23	21	0	0	4	0	171	21.4
Marshall	18	12	0	0	5	0	135	16.9

PUNT RETURNS	G	RET	YDS	TD	AVG
Tulane	8	16	223	0	13.9
UCF	8	21	259	1	12.3
Tulsa	8	18	194	1	10.8
Southern Miss	8	14	141	0	10.1
Houston	8	18	179	0	9.9
SMU	8	19	165	0	8.7
Marshall	8	26	222	0	8.5
UTEP	8	20	143	0	7.2
UAB	8	15	97	0	6.5
Rice	8	18	109	0	6.1
East Carolina	8	16	86	0	5.4
Memphis	8	15	58	0	3.9

KICKOFF RETURNS	G	RET	YDS	TD	AVG
Tulsa	8	23	538	1	23.4
Marshall	8	27	629	1	23.3
SMU	8	28	618	1	22.1
Tulane	8	35	702	0	20.1
Rice	8	26	521	0	20.0
UCF	8	25	498	0	19.9
UAB	8	32	634	0	19.8
UTEP	8	33	651	0	19.7
Southern Miss	8	32	629	0	19.7
Houston	8	22	432	0	19.6
Memphis	8	19	354	0	18.6
East Carolina	8	29	515	0	17.8

RUSHING DEFENSE	G	RUSHES	YARDS	AVG	TD	YDS/G
SMU	8	307	926	3.0	11	115.8
Memphis	8	280	1052	3.8	7	131.5
Marshall	8	324	1184	3.7	12	148.0
Tulsa	8	294	1190	4.0	13	148.8
UCF	8	244	1222	5.0	10	152.8
Southern Miss	8	327	1288	3.9	10	161.0
Houston	8	325	1343	4.1	9	167.9
UAB	8	330	1352	4.1	12	169.0
Rice	8	302	1417	4.7	19	177.1
UTEP	8	354	1527	4.3	11	190.9
Tulane	8	335	1553	4.6	18	194.1
East Carolina	8	340	1698	5.0	20	212.2

PASS EFF. DEF.	ATT	CMP	INT	PCT	YDS	TD	EFF
Tulsa	241	132	13	54.8	1644	6	109.5
Houston	264	136	10	51.5	1691	15	116.5
SMU	297	175	12	58.9	2013	11	120.0
East Carolina	239	141	8	59.0	1646	8	121.2
UCF	298	169	16	56.7	2123	16	123.5
Marshall	195	110	6	56.4	1457	8	126.6
UTEP	265	149	8	56.2	1725	18	127.3
UAB	253	156	9	61.7	1770	12	129.0
Southern Miss	263	159	9	60.5	1958	13	132.5
Tulane	203	115	4	56.7	1559	12	136.7
Memphis	293	162	7	55.3	2376	17	137.8
Rice	234	157	5	67.1	2155	16	162.7

TOTAL DEFENSE	RUSH	PASS	PLAYS	YARDS	AVG/P	TD	YDS/G
Marshall	1184	1457	519	2641	5.1	20	330.1
Tulsa	1190	1644	535	2834	5.3	19	354.2
SMU	926	2013	604	2939	4.9	22	367.4
Houston	1343	1691	589	3034	5.2	24	379.2
Tulane	1553	1559	538	3112	5.8	30	389.0
UAB	1352	1770	583	3122	5.4	24	390.2
Southern Miss	1288	1958	590	3246	5.5	23	405.8
UTEP	1527	1725	619	3252	5.3	29	406.5
East Carolina	1698	1646	579	3344	5.8	28	418.0
UCF	1222	2123	542	3345	6.2	26	418.1
Memphis	1052	2376	573	3428	6.0	24	428.5
Rice	1417	2155	536	3572	6.7	35	446.5

STATISTICS - C-USA GAMES (TEAM)

SCORING DEFENSE	TD	XP	2XP	DXP	FG	SAF	PTS	AVG/G
SMU	22	20	0	0	8	0	176	22.0
Tulsa	22	21	0	0	9	0	180	22.5
Southern Miss	23	23	0	0	7	0	182	22.8
Marshall	22	19	0	0	16	0	199	24.9
Memphis	24	19	1	0	12	0	201	25.1
UCF	26	22	1	0	8	0	204	25.5
UAB	24	18	1	0	16	0	212	26.5
Houston	26	23	1	0	11	2	218	27.2
East Carolina	28	25	0	0	13	0	232	29.0
UTEP	29	27	1	0	11	0	236	29.5
Rice	33	32	0	0	9	0	257	32.1
Tulane	38	35	1	0	9	0	292	36.5

TURNOVER MARGIN	(GAINED)		(LOST)		TOT	MAR	
	FUM	INT	TOT	FUM			INT
UCF	9	16	25	7	4	11	+14
Tulsa	10	13	23	4	6	10	+13
Southern Miss	12	9	21	3	9	12	+9
Memphis	8	7	15	5	5	10	+5
SMU	7	12	19	9	6	15	+4
Houston	11	10	21	10	9	19	+2
UAB	5	9	14	4	11	15	-1
Marshall	6	6	12	6	10	16	-4
East Carolina	3	8	11	9	7	16	-5
Tulane	4	4	8	7	11	18	-10
Rice	5	5	10	10	12	22	-12
UTEP	7	8	15	13	17	30	-15

PUNTING	PUNTS	AVG	PR	AVG	YDS/P
Memphis	43	44.8	174	4.0	39.4
Southern Miss	30	46.5	127	4.2	37.6
UTEP	26	38.0	21	0.8	35.6
East Carolina	40	41.4	196	4.9	35.0
SMU	50	39.0	101	2.0	34.6
UCF	36	40.9	115	3.2	34.3
Tulane	40	40.3	195	4.9	34.0
Tulsa	42	36.8	102	2.4	33.5
Rice	28	42.5	205	7.3	33.0
Marshall	47	37.8	262	5.6	32.2
UAB	33	36.7	117	3.5	31.3
Houston	35	37.3	261	7.5	28.1

FIELD GOALS	G	MADE	ATT	PCT.
SMU	8	17	17	100.0
East Carolina	8	11	13	84.6
Southern Miss	8	19	23	82.6
Tulsa	8	9	11	81.8
Memphis	8	13	16	81.2
UAB	8	11	14	78.6
UTEP	8	13	17	76.5
Tulane	8	4	6	66.7
UCF	8	14	23	60.9
Rice	8	4	7	57.1
Houston	8	9	16	56.2
Marshall	8	5	12	41.7

PAT KICKING	G	Made	Att	Pct.
UTEP	8	28	28	100.0
UAB	8	28	28	100.0
Memphis	8	24	24	100.0
East Carolina	8	23	23	100.0
SMU	8	16	16	100.0
Rice	8	25	26	96.2
Southern Miss	8	23	24	95.8
Tulane	8	21	22	95.5
Tulsa	8	33	35	94.3
Houston	8	26	28	92.9
UCF	8	25	27	92.6
Marshall	8	12	13	92.3

FIRST DOWNS	G	RUSH	PASS	PEN	TOTAL
UTEP	8	66	115	16	197
UAB	8	66	105	12	184
Houston	8	88	87	8	183
Rice	8	127	36	17	180
UCF	8	70	92	12	174
East Carolina	8	73	82	10	165
Tulsa	8	68	81	13	162
Marshall	8	66	81	12	159
Memphis	8	103	35	11	149
Southern Miss	8	41	89	18	148
Tulane	8	56	81	10	147
SMU	8	55	62	11	128

3RD-DOWN CONVERSIONS	G	MADE	ATT	PCT.
Tulsa	8	64	123	52.0
UTEP	8	54	118	45.8
Southern Miss	8	51	121	42.1
Tulane	8	51	121	42.1
East Carolina	8	47	115	40.9
UCF	8	50	124	40.3
UAB	8	43	108	39.8
Rice	8	46	116	39.7
Houston	8	46	117	39.3
Marshall	8	45	119	37.8
SMU	8	42	120	35.0
Memphis	8	37	109	33.9

4TH-DOWN CONVERSIONS	G	MADE	ATT	PCT.
Tulsa	8	2	2	100.0
UCF	8	11	13	84.6
Rice	8	17	28	60.7
UTEP	8	5	9	55.6
UAB	8	5	10	50.0
Houston	8	6	13	46.2
Southern Miss	8	5	12	41.7
Tulane	8	7	18	38.9
East Carolina	8	3	8	37.5
Memphis	8	3	9	33.3
SMU	8	2	6	33.3
Marshall	8	3	11	27.3

PENALTIES	G	NO	YDS	AVG./G
Rice	8	33	299	37.4
Southern Miss	8	44	340	42.5
East Carolina	8	40	360	45.0
Marshall	8	45	360	45.0
Tulane	8	39	373	46.6
Tulsa	8	54	436	54.5
UAB	8	53	474	59.2
Memphis	8	64	532	66.5
SMU	8	61	536	67.0
UCF	8	63	557	69.6
Houston	8	66	576	72.0
UTEP	8	66	591	73.9



SUPERLATIVES - C-USA GAMES

INDIVIDUAL GAME HIGHS

Touchdowns	3	16 tied with
TD responsibility	6	Dustin Almond, Southern Miss vs. UCF, Oct. 15, 2005 [1r, 5p]
Points scored kicking	18	Reagan Schneider, UTEP vs. Houston, Sept. 16, 2005 [5fg, 3pat]
Total offense yards	440	Darrell Hackney, UAB vs. Southern Miss, Oct. 21, 2005 [33r, 407p]
Total offense plays	75	Bernie Morris, Marshall vs. SMU, Oct. 1, 2005 [15r, 60p]
Total offense yards/play	18.7	Aundrae Allison, East Carolina at Tulsa, Nov. 12, 2005 [3-56]
Rushing yards	236	DeAngelo Williams, Memphis vs. UTEP, Oct. 1, 2005
Rushing attempts	39	DeAngelo Williams, Memphis vs. East Carolina, Oct. 22, 2005
Yards per rush	16.3	Ryan Pellerin, SMU vs. Tulane, Sept. 24, 2005 [3-49]
Rushing TDs	3	9 tied with
Longest rush	76	DeAngelo Williams, Memphis at UCF, Oct. 8, 2005
	76	DeAngelo Williams, Memphis vs. UAB, Nov. 1, 2005
Passing yards	431	Jordan Palmer, UTEP at Memphis, Oct. 1, 2005
Passing attempts	60	Bernie Morris, Marshall vs. SMU, Oct. 1, 2005
Passing TDs	5	Kevin Kolb, Houston at UTEP, Sept. 16, 2005
	5	Dustin Almond, Southern Miss vs. UCF, Oct. 15, 2005
Longest pass	89	Darrell Hackney, UAB vs. SMU, Oct. 8, 2005
Passes completed	34	Bernie Morris, Marshall vs. SMU, Oct. 1, 2005
Had intercepted	5	Kevin Kolb, Houston at UTEP, Sept. 16, 2005
Pass completion pct.	100.0	Chris Williams, UAB vs. Rice, Oct. 1, 2005 [3-3]
Receiving yards	184	Reggie Lindsey, UAB vs. SMU, Oct. 8, 2005
Receptions	10	6 tied with
Yards per catch	48.0	Bobby Chase, SMU at Marshall Oct. 1, 2005 [2-96]
Receiving TDs	3	Johnnie Lee Higgins, UTEP vs. Houston, Sept. 16, 2005
	3	Reggie Lindsey, UAB at UTEP, Nov. 19, 2005
Longest reception	89	Reggie Lindsey, UAB vs. SMU, Oct. 8, 2005
Field goal attempts	6	Reagan Schneider, UTEP vs. Houston, Sept. 16, 2005
Field goals made	5	Reagan Schneider, UTEP vs. Houston, Sept. 16, 2005
Longest field goal	53	Stephen Gostkowski, Memphis vs. Marshall, Nov. 26, 2005
Longest field goal	53	Dustin Bell, Houston at Southern Miss, Oct. 7, 2004
	53	Nick Beucher, Tulane vs. UAB, Oct. 23, 2004
Punts	9	Michael Gibson, Memphis vs. UTEP, Oct. 1, 2005
	9	Ryan Mentzel, SMU at Marshall, Oct. 1, 2005
Yards punted	412	Michael Gibson, Memphis vs. UTEP, Oct. 1, 2005
Longest punt	70	Michael Gibson, Memphis vs. Marshall, Nov. 26, 2005
Punting avg.	52.5	Michael Gibson, Memphis vs. UAB, Nov. 1, 2005 [2-105]
Punt returns	6	Johnny Higgins, UTEP at Memphis, Oct. 1, 2005
Punt return yards	82	Joe Burnett, UCF at Rice, Nov. 19, 2005
Longest punt return	68	Joe Burnett, UCF vs. Tulsa, Dec. 3, 2005
Punt return TDs	1	5 tied with
Punt return avg.	29.0	Israel Route, Tulane vs. Marshall, Oct. 29, 2005
Kick returns	7	Israel Route, Tulane vs. UTEP, Oct. 14, 2005
Kick return yards	179	Jessie Henderson, SMU vs. Tulane, Sept. 24, 2005
Kick return avg.	47.5	John Eubanks, Southern Miss vs. UCF, Oct. 15, 2005 [2-95]
Longest kick return	96	Ashlan Davis, Tulsa at Rice, Oct. 15, 2005
Kick return TDs	1	four tied with
Interceptions	2	11 tied with
Interception return yds.	76	Jasper Faulk, Southern Miss vs. Tulsa, Oct. 8, 2005
Interception return avg.	38.0	Jasper Faulk, Southern Miss vs. Tulsa, Oct. 8, 2005 [2-76]
Longest interception rtn.	69	Aivin Nnabuife, SMU at Houston, Nov. 19, 2005
Interception return TDs	1	nine tied with
All-purpose yards	280	Tyler Ebell, UTEP vs. Houston, Sept. 16, 2005
Tackles	20.0	Dennis Thornton, Marshall vs. UAB, Oct. 15, 2005 [4-16]
	20.0	Nelson Coleman, Tulsa at Rice, Oct. 15, 2005 [17-3]
Sacks	3.0	Tom Johnson, Southern Miss vs. UCF, Oct. 15, 2005 [2-2]
Tackles for loss	4.5	Craig Morris, Tulane at SMU, Sept. 24, 2005 (4-1)
	4.5	Dennis Thornton, Marshall vs. Tulane, Oct. 29, 2005 (3-3)

TEAM GAME HIGHS

Points	52	Southern Miss vs. UCF, Oct. 15, 2005
Points scored kicking	18	UTEP vs. Houston, Sept. 16, 2005 [5fg, 3pat]
Touchdowns	6	6 tied with
Total offense yards	553	UTEP vs. Houston, Sept. 16, 2005 [174 r, 379 p]
Total offense plays	95	UTEP vs. UAB, Nov. 19, 2005 [43r, 52p]
Total offense yards/play	8.9	UTEP at Rice, Oct. 29, 2005 [60-532]
Rushing yards	392	Rice vs. Tulane, Nov. 12, 2005
Rushing attempts	65	Rice vs. UTEP, Oct. 29, 2005
Yards per rush	7.0	Memphis at Tulsa, Sept. 24, 2005
Rushing TDs	5	Rice vs. Tulane, Nov. 12, 2005
Longest rush	76	Memphis at UCF, Oct. 8, 2005
	76	Memphis vs. UAB, Nov. 1, 2005
Passing yards	431	UTEP at Memphis, Oct. 1, 2005
Passing attempts	60	Marshall vs. SMU, Oct. 1, 2005
Passing TDs	5	Houston at UTEP, Sept. 16, 2005
	5	Southern Miss vs. UCF, Oct. 15, 2005)
Longest pass	89	UAB vs. SMU, Oct. 8, 2005
	83	Houston vs. Southern Miss, Nov. 13, 2005
Passes completed	34	Marshall vs. SMU, Oct. 1, 2005
Had intercepted	5	Houston at UTEP, Sept. 16, 2005
Pass completion pct.	80.0	UTEP at Rice, Oct. 29, 2005 [24-30]
Yards per catch	26.8	Rice vs. UCF, Nov. 19, 2005 [8-214]
Field goal attempts	6	UTEP vs. Houston, Sept. 16, 2005
Field goals made	5	UTEP vs. Houston, Sept. 16, 2005
Longest field goal	53	Memphis vs. Marshall, Nov. 26, 2005
PAT kicks attempted	6	4 tied with
PAT kicks made	6	4 tied with
Punts	10	Memphis vs. UTEP, Oct. 1, 2005
	10	SMU at Marshall, Oct. 1, 2005
Longest punt	70	Memphis vs. Marshall, Nov. 26, 2005
Yards punted	450	Memphis vs. UTEP, Oct. 1, 2005 [10-450]
Punting avg.	52.5	Memphis vs. UAB, Nov. 1, 2005 [2-105]
Punt returns	6	UTEP at Memphis, Oct. 1, 2005
	6	Houston at Tulsa, Oct. 1, 2005
	6	Marshall vs. Tulane, Oct. 29, 2005
Punt return yards	94	Tulsa vs. Houston, Oct. 1, 2005
Punt return avg.	41.0	UCF vs. Tulsa, Dec. 3, 2005 [2-82]
Punt return TDs	1	five tied with
Longest punt return	68	UCF vs. Tulsa, Dec. 3, 2005
Kick returns	9	SMU at Texas A&M, Sept. 17, 2005
Kick return yards	196	SMU at Texas A&M, Sept. 17, 2005
Kick return avg.	43.7	Tulsa at Rice, Oct. 15, 2005 [3-131]
Longest kick return	96	Tulsa at Rice, Oct. 15, 2005
Kick return TDs	1	four tied with
Interceptions	5	UTEP vs. Houston, Sept. 16, 2005)
Interception return yds.	120	Tulane vs. Marshall, Oct. 29, 2005)
Interception return avg.	58.0	SMU at Houston, Nov. 19, 2005 [2-116]
Longest interception rtn.	69	SMU at Houston, Nov. 19, 2005
Interception return TDs	2	Tulane vs. Marshall, Oct. 29, 2005
Fumbles lost	4	East Carolina vs. Southern Miss, Oct. 1, 2005
	4	UCF at Southern Miss, Oct. 15, 2005
Fumbles recovered	4	Southern Miss at East Carolina, Oct. 1, 2005
	4	Southern Miss vs. UCF, Oct. 15, 2005
Sacked by opp.	9	SMU vs. Tulane, Sept. 24, 2005
QB sacks	9	Tulane at SMU, Sept. 24, 2005
Turnovers committed	7	UTEP at SMU, Nov. 26, 2005
Turnovers caused	7	SMU vs. UTEP, Nov. 26, 2005
First downs	32	UAB at Memphis, Nov. 1, 2005
1st downs rushing	19	Rice at UAB, Oct. 1, 2005
	19	Rice vs. UTEP, Oct. 29, 2005
1st downs passing	19	UAB at Memphis, Nov. 1, 2005
	19	UTEP vs. UAB, Nov. 19, 2005
1st downs by penalty	6	UTEP at Memphis, Oct. 1, 2005
	6	Southern Miss at UAB, Oct. 21, 2005
Penalties	18	UCF vs. Tulane, Oct. 21, 2005
Penalties yards	160	UCF vs. Tulane, Oct. 21, 2005

BOWL RESULTS/NCAA LEADERS

2005-06 Bowl Results

BOWL	DATE	LOCATION	TEAMS/SCORE
ROSE	Jan. 4	Pasadena, Calif.	Texas 41, USC 38
FEDEX ORANGE	Jan. 3	Miami, Fla.	Penn State 26, Florida State 23 (3OT)
NOKIA SUGAR	Jan. 2	Atlanta, Ga.	West Virginia 38, Georgia 35
TOSTITOS FIESTA	Jan. 2	Tempe, Ariz.	Ohio State 34, Notre Dame 20
CAPITAL ONE	Jan. 2	Orlando, Fla.	Wisconsin 24, Auburn 10
AT&T COTTON	Jan. 2	Dallas, Texas	Alabama 13, Texas Tech 10
OUTBACK	Jan. 2	Tampa, Fla.	Florida 31, Iowa 24
TOYOTA GATOR	Jan. 2	Jacksonville, Fla.	Virginia Tech 35, Louisville 24
AUTO ZONE LIBERTY	Dec. 31	Memphis, Tenn.	Tulsa 31, Fresno State 24
EV1.NET HOUSTON	Dec. 31	Houston, Texas	TCU 27, Iowa State 24
MEINEKE CAR CARE	Dec. 31	Charlotte, N.C.	North Carolina State 14, South Florida 0
CHICK FIL-A PEACH	Dec. 30	Atlanta, Ga.	LSU 40, Miami (Fla.) 3
GAYLORD HOTELS MUSIC CITY	Dec. 30	Nashville, Tenn.	Virginia 34, Minnesota 31
INDEPENDENCE	Dec. 30	Shreveport, La.	Missouri 38, South Carolina 31
WELLS FARGO SUN	Dec. 30	El Paso, Texas	UCLA 50, Northwestern 38
PACIFIC LIFE HOLIDAY	Dec. 29	San Diego, Calif.	Oklahoma 17, Oregon 14
EMERALD	Dec. 29	San Francisco, Calif.	Utah 38, Georgia Tech 10
ALAMO	Dec. 28	San Antonio, Texas	Nebraska 32, Michigan 28
MPC COMPUTERS	Dec. 28	Boise, Idaho	Boston College 27, Boise State 21
INSIGHT	Dec. 27	Phoenix, Ariz.	Arizona State 45, Rutgers 40
CHAMPS SPORTS	Dec. 27	Orlando, Fla.	Clemson 19, Colorado 10
MOTOR CITY	Dec. 26	Detroit, Mich.	Memphis 38, Akron 31
SHERATON HAWAII	Dec. 24	Honolulu, Hawaii	Nevada 49, UCF 48
FORT WORTH	Dec. 23	Fort Worth, Texas	Kansas 42, Houston 13
POINSETTIA	Dec. 22	San Diego, Calif.	Navy 51, Colorado State 30
LAS VEGAS	Dec. 24	Las Vegas, Nev.	California 35, BYU 28
GMAC	Dec. 21	Mobile, Ala.	Toledo 45, UTEP 13
NEW ORLEANS	Dec. 20	Lafayette, La.	Southern Miss 31, Arkansas State 19

2005 NCAA STATISTICAL LEADERS

SCORING OFFENSE

7-	DeAngelo Williams, MEM	10.4 ppg
18t-	Darren McCaleb, USM	8.9 ppg
26t-	Stephen Gostkowski, MEM	8.4 ppg
36t	Brad DeVault, TLS	7.9 ppg
37t	Reagan Schneider, UTEP	7.9 ppg
23-	TULSA	33.1 ppg
33-	UTEP	31.8 ppg

POINTS RESPONSIBLE FOR

10-	Jordan Palmer, UTEP	15.7 ppg
31t-	Darrell Hackney, UAB	12.6 ppg
33t-	Dustin Almond, USM	12.5 ppg
37t-	Paul Smith, TLS	12.0 ppg
37t-	Kevin Kolb, HOU	12.0 ppg
40-	Steven Moffett, UCF	11.7 ppg

RUSHING OFFENSE

1-	DeAngelo Williams, MEM	178.6 ypg
5-	MEMPHIS	267.9 ypg
11-	RICE	234.2 ypg
38-	UCF	167.1 ypg
39-	HOUSTON	166.4 ypg
40-	TULSA	166.0 ypg

INDIVIDUAL PASSING

9-	Darrell Hackney, UAB	22.0 cpg
13	Jordan Palmer, UTEP	22.2 cpg
17-	Kevin Kolb, HOU	21.3 cpg
24-	James Pinkney, ECU	20.2 cpg

PASSING EFFICIENCY

22-	Darrell Hackney, UAB	144.5
24-	Paul Smith, TLS	142.6
25-	Jordan Palmer, UTEP	140.5
27	Steven Moffett, UCF	139.5
40-	Kevin Kolb, HOU	133.4
16-	UAB	145.7
27-	UCF	139.6
28-	TULSA	139.5
33-	UTEP	136.8

PASSING OFFENSE

9-	UTEP	300.6 ypg
14-	UAB	292.1 ypg
22-	HOUSTON	272.3 ypg
29-	EAST CAROLINA	256.0 ypg
33-	SOUTHERN MISS	246.0 ypg

TOTAL OFFENSE

11-	Darrell Hackney, UAB	298.6 ypg
15-	Kevin Kolb, HOU	288.2 ypg
16-	Jordan Palmer, UTEP	287.6 ypg
20-	James Pinkney, ECU	269.6 ypg
40-	Paul Smith, TLS	237.9 ypg
19-	HOUSTON	438.8 ypg

21-	UAB	434.6 ypg
31-	UTEP	422.8 ypg
39-	TULSA	402.2 ypg
40-	UCF	401.3 ypg

ALL-PURPOSE RUNNERS

4	DeAngelo Williams, MEM	188.6 ypg
30-	Chris Johnson, ECU	136.3 ypg

RECEPTIONS PER GAME

4-	Aundrae Allison, ECU	7.55 rpg
19-	Garrett Mills, TLS	6.69 rpg
33-	Vincent Marshall, HOU	5.92 rpg
35-	Mike Walker, UCF	5.82 rpg
38-	Brandon Marshall, UCF	5.69 rpg

RECEIVING YARDS PER GAME

16-	Garrett Mills, TLS	95.0 ypg
19-	Aundrae Allison, ECU	93.1 ypg
22-	Brandon Marshall, UCF	91.9 ypg
26-	Reggie Lindsey, UAB	88.9 ypg

TOTAL RECEIVING YARDS

5-	Garrett Mills, TLS	1,235 yards
10-	Brandon Marshall, UCF	1,195 yards
25-	Aundrae Allison, ECU	1,024 yards
29-	Reggie Lindsey, UAB	978 yards
35-	Vincent Marshall, HOU	939 yards

TOTAL DEFENSE

13-	MARSHALL	340.3 ypg
40-	TULSA	348.3 ypg

SCORING DEFENSE

33-	SOUTHERN MISS	22.7 ppg
36-	MEMPHIS	23.0 ppg

RUSHING DEFENSE

27-	MEMPHIS	125.6 ypg
-----	---------	-----------

PASS DEFENSE

12-	MARSHALL	178.5 ypg
13-	TULANE	178.6 ypg
17-	TULSA	183.3 ypg
20-	EAST CAROLINA	184.9 ypg

PASS EFFICIENCY DEFENSE

11-	TULSA	105.8
35-	EAST CAROLINA	117.1
36-	HOUSTON	117.2

INTERCEPTIONS

8-	Nick Graham, TLS	(6) 4.6 ipg
26t-	Joe Burnett, UCF	(5) 3.8 ipg
28t-	Alvin Nnabuike, SMU	(4) 3.6 ipg
28t-	Jamey Harper, SMU	(4) 3.6 ipg
28t-	John Eubanks, USM	(4) 0.36 ipg
3t-	TULSA	22
9t-	UCF	19
12t-	SMU	17

15t-	UAB	16
23t-	EAST CAROLINA	15
23t-	SOUTHERN MISS	15
34t-	UTEP	14

PUNTING AVERAGE

7-	Luke Johnson, USM	44.9 ypp
11-	Michael Gibson, MEM	44.6 ypp
20-	Jared Scruggs, RICE	42.8 ypp
28-	Aaron Horne, UCF	42.3 ypp

NET PUNTING

3-	MEMPHIS	39.2
15-	SOUTHERN MISS	37.2
24-	UTEP	36.1

PUNT RETURNS

6-	Joe Burnett, UCF	16.5 ypr
34-	Israel Route, TLN	10.1 ypr
40-	Blake Warren, SMU	9.81 ypr
4-	UCF	16.5 ypr
28-	HOUSTON	11.5 ypr
30-	TULANE	11.3 ypr
36-	UTEP	10.9 ypr

KICKOFF RETURNS

13-	Jessie Henderson, SMU	27.6 ypr
21-	Chubb Small, MAR	25.9 ypr
37-	John Eubanks, USM	24.2 ypr
22-	MARSHALL	22.7 ypr
28-	TULSA	22.1 ypr

FIELD GOALS PER GAME

4t-	Darren McCaleb, USM	(23) 1.92 fgpg
5t-	Stephen Gostkowski, MEM	(20) 1.83 fgpg
13t-	Chris McMurtry, SMU	(18) 1.64 fgpg
19t-	Robert Lee, ECU	(17) 1.55 fgpg
21t-	Reagan Schneider, UTEP	(18) 1.50 fgpg
27t-	Brad DeVault, TLS	(18) 1.38 fgpg
32t-	Matt Prater, UCF	(17) 1.31 fgpg
36t-	Parker Mullins, UAB	(14) 1.27 fgpg

TURNOVER MARGIN

4-	TULSA	+1.38
7t-	SOUTHERN MISS	+1.17
12-	UCF	+0.92
23t-	MEMPHIS	+0.58
30t-	SMU	+0.45
30t-	UAB	+0.45

FUMBLES RECOVERED

1t-	SOUTHERN MISS	19
12t-	TULSA	14
21t-	UCF	13
28t-	HOUSTON	12

TURNOVERS GAINED

3-	TULSA	36
6-	SOUTHERN MISS	34

7t-	UCF	32
21t-	SMU	27
36t-	UTEP	24
36t-	HOUSTON	24

TACKLES PER GAME

8-	Kevis Coley, USM	(150) 12.6 tpg
11-	Anthony Cannon, TLN	(114) 11.4 tpg
14-	Jeremy Jones, UTEP	(130) 10.8 tpg
21-	Joe Sturdivant, SMU	(112) 10.2 tpg
31t-	Dennis Thornton, MAR	(104) 9.5 tpg
35t-	Troy Collavo, UTEP	(112) 9.3 tpg

SOLO TACKLES

8-	Kevis Coley, USM	(85) 7.08 tpg
11-	Anthony Cannon, TLN	(65) 6.50 tpg
18t-	Jason Venson, UCF	(67) 6.09 tpg
21t-	Chris Moore, ECU	(66) 6.00 tpg
26t-	Trevis Coley, USM	(71) 5.92 tpg
31t-	Joe Sturdivant, SMU	(63) 5.73 tpg
40-	Jeremy Jones, UTEP	(67) 5.58 tpg

SACKS

34t-	SOUTHERN MISS	(31) 2.58 spg
40t-	UTEP	(30) 2.50 spg

TACKLES FOR LOSS

17t	Chris Moore, ECU	(17) 1.55 tpg
23-	UTEP	(88) 7.33 tpg
36-	TULANE	(74) 6.73 tpg

PASSES DEFENDED

10t	Joe Sturdivant, SMU	(14) 1.27
22t	Brandon McDonald, MEM	(14) 1.17

FORCED FUMBLES

4t-	Dominique Cosper, UAB	(5) 0.45
15t-	Carlton Baker, MEM	(4) 0.33
15t-	Jeremy Jones, UTEP	(4) 0.33
27t-	Larry McSwain, UAB	(3) 0.30
36t-	Justin Rogers, SMU	(3) 0.27
37t-	James Johnson, MAR	(3) 0.27

FEWEST PENALTIES PER GAME

8t-	RICE	(54) 4.91 ppg
14-	MARSHALL	(58) 5.27 ppg
17-	TULANE	(59) 5.36 ppg
19-	EAST CAROLINA	(60) 5.45 ppg
27-	TULSA	(76) 5.85 ppg
35-	SOUTHERN MISS	(74) 6.17 ppg

THIRD-DOWN EFFICIENCY

6t-	TULSA	(95-of-149) 49.0
30-	UTEP	(74-of-175) 42.3
40-	SOUTHERN MISS	(72-of-176) 40.9

FOURTH-DOWN EFFICIENCY

9t-	UCF	(14-of-21) 66.7
31t-	RICE	(20-of-35) 57.1
31t-	TULSA	(4-of-7) 57.1



INDIVIDUAL RECORDS

TOTAL OFFENSE

PLAYS

GAME	Player	Team	Year	Pass	Rush
75	Bernie Morris	Marshall vs. SMU	10-1-05	60	15
71	Chris Redman	Louisville vs. Southern Miss	9-28-96	63	8
68	Dan Gonzalez	East Carolina vs. Cincinnati	11-13-97	62	6
58	Dan Gonzalez	East Carolina vs. N.C. State	11-22-97	51	7
67	Shaun King	Tulane vs. Southern Miss	10-25-97	54	13

SEASON

577	Patrick Ramsey	Tulane	1999	513	64
572	Dave Ragone	Louisville	2002	441	131
541	Gino Guidugli	Cincinnati	2002	472	69
533	Danny Wimprine	Memphis	2002	435	98
533	Chris Redman	Louisville	1999	489	44

YARDS GAINED

GAME	Player	Team	Year	Pass	Rush
578	Kevin Kolb	Houston vs. TCU	10-25-03	434	144
578	Chris Redman	Louisville at East Carolina	11-14-98	592	-14
493	Stefan LeFors	Louisville at TCU	11-5-03	459	34
491	Chris Redman	Louisville vs. Memphis	10-24-98	506	-15
471	Chris Redman	Louisville vs. Cincinnati	10-3-98	431	40

SEASON

4,009	Chris Redman	Louisville	1998	4,042	-33
3,781	Shaun King	Tulane	1998	3,232	549
3,570	Gino Guidugli	Cincinnati	2002	3,543	27
3,550	Stefan LeFors	Louisville	2003	3,145	405
3,523	Chris Redman	Louisville	1999	3,647	-124

YARDS PER GAME

SEASON	Player	Team	Year	Pass	Rush	Games
400.9	Chris Redman	Louisville	1998	4,042	-33	10
343.7	Shaun King	Tulane	1998	3,232	549	11
320.3	Chris Redman	Louisville	1999	3,647	-124	11
304.5	Patrick Ramsey	Tulane	1999	3,410	-61	11
298.6	Darrell Hackney	UAB	2005	3,180	105	11

YARDS PER PLAY

GAME (min. 15 plays)	Player	Team	Year	Pass	Rush
16.00	Lester Ricard	Tulane vs. Navy	11-13-04	336	0
14.50	Chuck Clements	Houston vs. Memphis	10-12-96	319	22
13.87	Jeff Kelly	Southern Miss vs. Louisiana-Lafayette	11-13-99	208	15
13.55	Chuck Clements	Houston vs. Southern Miss	11-9-96	298	22
13.40	David Garrard	East Carolina vs. Syracuse	9-23-00	201	15

SEASON (min. 165 plays)

8.92	Stefan LeFors	Louisville	2004	328	2,929
8.29	Stefan LeFors	Louisville	2003	428	3,550
8.08	Shaun King	Tulane	1998	469	3,789
7.81	Chris Redman	Louisville	1998	513	4,009
7.52	Darrell Hackney	UAB	2005	437	3,285

TOUCHDOWN RESPONSIBILITY

GAME	Player	Team	Year	Pass	Rush
6	Dustin Almond	USM vs. UCF	10-15-05	5	1
6	Lester Ricard	Tulane vs. UAB	10-23-04	6	0
6	Chris Redman	Louisville at East Carolina	11-14-98	6	0
6	Antowain Smith	Houston vs. Southern Miss	11-9-96	5	1
5	19 tied with				

Most Recently

5	Jordan Palmer	UTEP vs. Texas Southern	11-12-05	5	0
---	---------------	-------------------------	----------	---	---

SEASON

46	Shaun King	Tulane	1998	36	10
33	J.P. Losman	Tulane	2003	33	0
33	Dave Ragone	Louisville	2000	27	6
32	Kevin Kolb	Houston	2003	25	7
31	Jordan Palmer	UTEP	2005	29	2
31	Chris Redman	Louisville	1998	29	2

RUSHING

MOST ATTEMPTS

GAME	Player	Team	Year	Yards
42	Derrick Nix	Southern Miss at East Carolina	10-9-99	171
41	Joffrey Reynolds	Houston vs. East Carolina	11-9-02	300
41	Joffrey Reynolds	Houston vs. Louisville	11-30-02	149
41	DeMarco McCleskey	Cincinnati vs. East Carolina	11-5-98	234
39	DeAngelo Williams	Memphis vs. East Carolina	10-22-05	226
39	Marvin Townes	East Carolina at Army	10-18-03	184
39	C.J. Young	Army vs. Tulane	10-27-01	192

SEASON

316	Joffrey Reynolds	Houston	2002	1,545
315	DeMarco McCleskey	Cincinnati	2002	1,361
313	DeAngelo Williams	Memphis	2004	1,948
310	DeAngelo Williams	Memphis	2005	1,964
288	Mewelde Moore	Tulane	2002	1,138

RUSHES PER GAME

SEASON	Player	Team	Year	Attempts
28.2	DeAngelo Williams	Memphis	2005	310
26.3	Joffrey Reynolds	Houston	2002	316
26.1	DeAngelo Williams	Memphis	2004	313
24.8	Robert Cooper	Cincinnati	1999	248
24.2	DeMarco McCleskey	Cincinnati	2002	315

YARDS GAINED

GAME	Player	Team	Year	Attempts
300	Joffrey Reynolds	Houston vs. East Carolina	11-9-02	41
287	Lonta Hobbs	TCU vs. Memphis	11-30-02	33
282	Anthony Evans	Houston vs. Army	9-18-04	34
282	Daryl Royal	Cincinnati vs. Miami (Ohio)	9-28-96	36
275	Andre Hall	USF at UAB	11-3-04	29
263	DeAngelo Williams	Memphis at USF	11-27-04	28
262	DeAngelo Williams	Memphis vs. Houston	10-2-04	33
269	Michael Wallace	Army vs. Louisville	10-7-99	19
249	Mewelde Moore	Tulane vs. Cincinnati	10-6-01	28
238	DeAngelo Williams	Memphis vs. Akron	12-26-05	31
238	Richard Hall	Cincinnati vs. Miami (Ohio)	9-11-04	14

SEASON

1,964	DeAngelo Williams	Memphis	2005	310
1,948	DeAngelo Williams	Memphis	2004	313
1,545	Joffrey Reynolds	Houston	2002	316
1,432	Leonard Henry	East Carolina	2001	184
1,430	DeAngelo Williams	Memphis	2003	243

YARDS PER GAME

SEASON	Player	Team	Year	Attempts	Yards
178.5	DeAngelo Williams	Memphis	2005	1,964	11
162.3	DeAngelo Williams	Memphis	2004	1,948	12
130.2	Leonard Henry	East Carolina	2001	1,432	11
130.0	DeAngelo Williams	Memphis	2003	1,430	11
128.9	Frank Moreau	Louisville	1999	1,289	10

YARDS PER RUSH

GAME (min. 10 attempts)	Player	Team	Year	Attempts	Yards
17.00	Richard Hall	Cincinnati vs. Miami (Ohio)	9-11-04	238	14
15.80	Eric Shelton	Louisville vs. East Carolina	10-2-04	158	10
14.16	Michael Wallace	Army vs. Louisville	10-7-99	269	19
13.00	Leonard Henry	East Carolina at Cincinnati	11-10-01	234	18
12.64	Leonard Henry	East Carolina at Syracuse	9-29-01	177	14

SEASON (min. 100 rushes)

7.78	Leonard Henry	East Carolina	2001	1,432	184
6.64	DeAngelo Williams	Memphis	2002	684	103
6.46	Andre Hall	USF	2004	1,357	210
6.44	Quinton Smith	Rice	2005	902	140
6.34	DeAngelo Williams	Memphis	2005	1,964	310

INDIVIDUAL RECORDS

RUSHING TOUCHDOWNS

GAME

5	Eric Shelton, Louisville vs. East Carolina (10-2-04)
5	Carlton Jones, Army at USF (10-16-04)
5	Leroy Collins, Louisville vs. Western Kentucky (10-31-98)
5	Antowain Smith, Houston vs. Southern Miss (11-9-96)
4	17 tied with

Most Recently: DeAngelo Williams, Memphis at East Carolina (11-20-04)

SEASON

22	DeAngelo Williams, Memphis, 2004
20	Eric Shelton, Louisville, 2004
19	Leroy Collins, Louisville, 1998
18	DeAngelo Williams, Memphis, 2005
17	Carlton Jones, Army, 2004
17	Frank Moreau, Louisville, 1999

LONGEST RUSHING PLAYS

96t	Antowain Smith, Houston at Pittsburgh (9-14-96)
95t	Michael Wallace, Army vs. Tulane (10-21-00)
92t	Leonard Henry, East Carolina at Tulane (9-8-01)
88t	Lionel Gates, Louisville vs. Miami (Ohio) (12-18-03)
86	Chris Johnson, East Carolina vs. Wake Forest (9-11-04)
86	DeAngelo Williams, Memphis vs. Tulane (9-21-02)

ALL-PURPOSE YARDS

GAME

347	Cory Rodgers, TCU at Louisville, 11-10-04 (191 KR, 38 PR, 4 rush, 114 rec.)
332	Mewelde Moore, Tulane at Cincinnati, 10-6-01 (249 rush, 87 rec.)
319	Mewelde Moore, Tulane vs. Southern, 9-29-01 (201 rush, 118 rec.)
305	DeAngelo Williams, Memphis vs. Tulane, 10-25-03 (195 rush, 41 rec., 69 KR)
300	Joffrey Reynolds, Houston vs. East Carolina, 11-9-02 (300 rush)

SEASON

2,259	Mewelde Moore, Tulane, 2001 (1,421 rush, 756 rec., 0 PR, 82 KR)
2,230	DeAngelo Williams, Memphis, 2004 (1,948 rush, 210 rec., 0 PR, 72 KR)
2,113	DeAngelo Williams, Memphis, 2003 (1,430 rush, 384 rec., 0 PR, 299 KR)
2,076	DeAngelo Williams, Memphis, 2005 (1,964 rush, 79 rec., 0 PR, 33 KR)
1,838	Andre Hall, USF, 2004 (1,357 rush, 149 rec., 0 PR, 332 KR)

PASSING

ATTEMPTS

GAME

63	Chris Redman, Louisville vs. Southern Miss, 9-28-96 (35 comp., 400 yards)
62	Chris Redman, Louisville at Cincinnati, 11-8-97 (32 comp., 337 yards)
62	Dan Gonzalez, East Carolina vs. Cincinnati, 11-13-97 (37 comp., 338 yards)
60	Bernie Morris, Marshall vs. SMU, 10-1-05 (34 comp., 314 yards)
60	Danny Wimprine, Memphis at Mississippi State, 10-11-03 (32 comp., 398 yards)
60	Chris Redman, Louisville vs. Illinois, 9-18-99 (39 comp., 450 yards)

SEASON

513	Patrick Ramsey, Tulane, 1999 (310 comp., 3,410 yards)
489	Chris Redman, Louisville, 1999 (317 comp., 3,647 yards)
473	Chris Redman, Louisville, 1998 (309 comp., 4,042 yards)
472	Gino Guidugli, Cincinnati, 2002 (258 comp., 3,543 yards)
448	Patrick Ramsey, Tulane, 2001 (256 comp., 2,935 yards)

COMPLETIONS

GAME

44	Chris Redman, Louisville at East Carolina, 11-14-98 (56 att., 592 yards)
41	Chris Redman, Louisville at Tulane, 10-17-98 (56 att., 477 yards)
39	Chris Redman, Louisville vs. Illinois, 9-18-99 (60 att., 450 yards)
37	Patrick Ramsey, Tulane vs. Louisiana-Lafayette, 10-16-99 (52 att., 396 yards)
37	Dan Gonzalez, East Carolina vs. Cincinnati, 11-13-97 (62 att., 338 yards)

SEASON

317	Chris Redman, Louisville, 1999 (489 att., 3,647 yards)
310	Patrick Ramsey, Tulane, 1999 (513 att., 3,410 yards)
309	Chris Redman, Louisville, 1998 (473 att., 4,042 yards)
261	Chris Redman, Louisville, 1997 (445 att., 3,079 yards)
258	Jordan Palmer, UTEP, 2005 (434 att., 3,503 yards)
258	Gino Guidugli, Cincinnati, 2002 (472 att., 3,543 yards)

COMPLETION PERCENTAGE

GAME (min. 10 comp.)

94.7	Lester Ricard, Tulane vs. Navy, 11-6-04 (18-of-19, 323 yards)
87.5	Lee Roberts, Southern Miss at East Carolina, 10-10-96 (14-of-16, 229 yards)
85.7	Stefan LeFors, Louisville vs. East Carolina, 10-2-04 (12-of-14, 148 yards)
85.7	Kevin Kolb, Houston at Army, 11-15-03 (24-of-28, 301 yards)
85.7	Jeff Kelly, Southern Miss vs. Louisiana-Lafayette, 11-13-99 (12-of-14, 207 yards)

SEASON (min. 80 comp.)

73.5	Stefan LeFors, Louisville, 2004 (189 of 257)
68.0	Shaun King, Tulane, 1998 (223 of 328)
65.3	Chris Redman, Louisville, 1998 (309 of 473)
64.8	Chris Redman, Louisville, 1999 (317 of 489)
63.0	Chuck Clements, Houston, 1996 (223 of 354)

PASSING YARDS

GAME

592	Chris Redman, Louisville at East Carolina, 11-14-98 (44 of 56)
506	Chris Redman, Louisville vs. Memphis, 10-24-98 (32 of 49)
477	Chris Redman, Louisville at Tulane, 10-17-98 (41 of 56)
459	Stefan LeFors, Louisville at TCU, 11-5-03 (31 of 44)
450	Chris Redman, Louisville vs. Illinois, 9-18-99 (39 of 60)
448	Darrell Hackney, UAB at Tulane, 10-23-04 (23 of 38)

SEASON

4,042	Chris Redman, Louisville, 1998 (309 of 473)
3,647	Chris Redman, Louisville, 1999 (317 of 489)
3,543	Gino Guidugli, Cincinnati, 2002 (258 of 472)
3,503	Jordan Palmer, UTEP, 2005 (258 of 434)
3,410	Patrick Ramsey, Tulane, 1999 (310 of 513)

TOUCHDOWN PASSES

GAME

6	Lester Ricard, Tulane vs. UAB (10-23-04)
6	Chris Redman, Louisville at East Carolina (11-14-98)
5	Dustin Almond, Southern Miss vs. UCF (10-15-05)
5	Kevin Kolb, Houston vs. UTEP (9-16-05)
5	Darrell Hackney, UAB vs. TCU (10-15-04)
5	Gino Guidugli, Cincinnati at Southern Miss (11-6-04)
5	Richard Irvin, Tulane at TCU (11-27-03)
5	J.P. Losman, Tulane at Army (9-20-03)
5	Dave Ragone, Louisville vs. East Carolina (10-26-02)
5	J.P. Losman, Tulane vs. Navy (10-26-02)
5	Danny Wimprine, Memphis vs. Murray State (8-31-02)
5	Patrick Ramsey, Tulane vs. Navy (11-11-00)
5	Chris Redman, Louisville at Kentucky (9-4-99)
5	Chris Redman, Louisville vs. Houston (10-23-99)
5	Patrick Ramsey, Tulane vs. Louisiana-Lafayette (10-16-99)

SEASON

36	Shaun King, Tulane, 1998
33	J.P. Losman, Tulane, 2003
29	Jordan Palmer, UTEP, 2005
29	Chris Redman, Louisville, 1999
29	Chris Redman, Louisville, 1998
27	Dave Ragone, Louisville, 2000

LONGEST PASSING PLAYS

GAME

98t	Brandon Hassell to Reggie Harrell, TCU at Arizona (9-27-03)
95t	Darrell Hackney to Roddy White, UAB at Cincinnati (10-11-03)
94t	Darrell Hackney to Willie Quinnie, UAB vs. East Carolina (11-16-02)
94t	Shaun King to Jaluan Dawson, Tulane at SMU (9-5-98)
93t	Zac Dahman to Tlelor Robinson, Army vs. Cincinnati (10-9-04)
92t	Danny Wimprine to Tavarious Davis, Memphis vs. Mississippi (9-6-03)
92t	Stephen Galbraith to Damien Dodson, Memphis at Houston (10-3-98)

INTERCEPTIONS THROWN

GAME

7	Nick Eddy, Houston vs. USF (11-23-02)
6	Matt Silva, Army vs. Southern Miss (9-28-02)
6	Kevin Kolb, Houston at UTEP (9-16-05)
5	Patrick Ramsey, Tulane at Navy (11-13-99)
4	28 tied with

INDIVIDUAL RECORDS

SEASON

24	Patrick Ramsey, Tulane, 1999
21	Gino Guldugli, Cincinnati, 2002
20	Paul Troth, East Carolina, 2002
19	Jordan Palmer, UTEP, 2005
19	Zac Dahman, Army, 2003

LOWEST PERCENTAGE OF INTERCEPTIONS

SEASON (min. 100 att.)

1.16	Stefan LeFors, Louisville, 2004 (3 on 257)
1.64	Paul Smith, Tulsa, 2005 (6 on 364)
1.67	Kevin Kolb, Houston, 2003 (6 on 360)
1.69	Kevin Kolb, Houston, 2004 (6 on 353)
1.82	Dave Ragone, Louisville, 2001 (7 on 383)

RECEIVING

RECEPTIONS

GAME

16	Jajuan Dawson, Tulane vs. SMU, 9-11-99 (218 yards)
15	Brian Robinson, Houston vs. Army, 9-16-00 (151 yards)
15	Arnold Jackson, Louisville at Cincinnati, 11-6-99 (174 yards)
15	Ibn Green, Louisville at East Carolina, 11-14-98 (214 yards)
14	Jajuan Dawson, Tulane at Mississippi, 10-9-99 (136 yards)
14	Miguel Montano, Louisville at Cincinnati, 11-8-97 (148 yards)
14	Miguel Montano, Louisville vs. Southern Miss, 9-28-96 (194 yards)

SEASON

101	Arnold Jackson, Louisville, 1999 (1,209 yards)
94	Jajuan Dawson, Tulane, 1999 (1,036 yards)
91	Arnold Jackson, Louisville, 1998 (1,175 yards)
87	Garrett Mills, Tulsa, 2005 (1,235 yards)
87	Terrance Copper, East Carolina, 2003 (897 yards)
83	Aundrae Allison, East Carolina, 2005 (1,024 yards)

RECEPTIONS PER GAME

SEASON

9.40	Jajuan Dawson, Tulane, 1999 (94 in 10 games)
9.18	Arnold Jackson, Louisville, 1999 (101 in 11 games)
8.27	Arnold Jackson, Louisville, 1998 (91 in 11 games)
7.55	Aundrae Allison, East Carolina, 2005 (83 in 11 games)
7.27	Brian Robinson, Houston, 2000 (80 in 11 games)
7.27	Jerrian James, Houston, 1998 (80 in 11 games)

YARDS GAINED

GAME

260	Kendrick Lee, Southern Miss vs. Houston, 11-9-96 (10 catches)
253	Roddy White, UAB at Tulane, 10-23-04 (8 catches)
240	Jon Ollinger, Cincinnati vs. Miami (Ohio), 10-5-02 (13 catches)
232	Brandon Middleton, Houston vs. TCU, 10-25-03 (6 catches)
218	Jajuan Dawson, Tulane vs. SMU, 9-11-99 (16 catches)
214	Ibn Green, Louisville at East Carolina, 11-14-98 (15 catches)

SEASON

1,452	Roddy White, UAB, 2004 (71 catches)
1,250	Brandon Middleton, Houston, 2003 (55 catches)
1,235	Garrett Mills, Tulsa, 2005 (87 catches)
1,213	J.R. Russell, Louisville, 2003 (75 catches)
1,209	Arnold Jackson, Louisville, 1999 (101 catches)

YARDS PER GAME

SEASON

121.0	Roddy White, UAB, 2004 (1,452 in 12 games)
109.9	Arnold Jackson, Louisville, 1999 (1,209 in 11 games)
107.8	Sherrod Gideon, Southern Miss, 1998 (1,186 in 11 games)
106.8	Arnold Jackson, Louisville, 1998 (1,175 in 11 games)
106.7	P.J. Franklin, Tulane, 1998 (1,174 in 11 games)

YARDS PER CATCH

GAME (min. 5 catches)

38.7	Brandon Middleton, Houston vs. TCU, 10-25-03 (6 for 232)
35.0	Hannibal Thomas, Cincinnati vs. Miami (Ohio), 9-11-04 (5 for 175)
32.2	Damarcus Fox, East Carolina vs. Cincinnati, 9-25-04 (5 for 161)
32.0	Cornelius Bonner, Cincinnati at Louisville, 10-3-98 (5 for 160)
30.7	Zek Parker, Louisville at Kentucky, 9-1-01 (6 for 184)

SEASON (min. 20 catches)

24.3	Brandon Middleton, Houston, 2001 (20 for 486)
24.1	Brandon Middleton, Houston, 2002 (28 for 674)
22.7	Brandon Middleton, Houston, 2003 (55 for 1,250)
21.6	Roddy White, UAB, 2003 (39 for 844)
21.6	Marcellus Harris, East Carolina, 2000 (23 for 496)

TOUCHDOWN RECEPTIONS

GAME

4	Lavell Boyd, Louisville vs. Houston (10-23-99)
3	28 tied with

Most Recently: Brandon Marshall, UCF vs. Nevada (12-24-05)

SEASON

14	Roddy White, UAB, 2004
14	Brandon Middleton, Houston, 2003
14	Adrian Burnette, Tulane, 2000
13	Sherrod Gideon, Southern Miss, 1998
12	Roydell Williams, Tulane, 2004
12	Jajuan Dawson, Tulane, 1998
12	Ibn Green, Louisville, 1998

SCORING

MOST POINTS

GAME

36	Antowain Smith, Houston vs. Southern Miss (11-9-96)
32	Carlton Jones, Army at USF (10-16-04)
30	Tielor Robinson, Army vs. Cincinnati (10-9-04)
30	Eric Shelton, Louisville vs. East Carolina (10-2-04)
30	Leroy Collins, Louisville vs. Western Kentucky (10-31-98)
24	21 tied with

Most Recently: DeAngelo Williams, Memphis at East Carolina (11-20-04)

SEASON

138	DeAngelo Williams, Memphis, 2004 (23 TD)
122	Nick Browne, TCU, 2003 (38 XPT, 28 FG)
120	Eric Shelton, Louisville, 2004 (20 TD)
116	Leroy Collins, Louisville, 1998 (19 TD, 1 2PT)
114	DeAngelo Williams, Memphis, 2005 (19 TD)

MOST TOUCHDOWNS

GAME

6	Antowain Smith, Houston vs. Southern Miss (11-9-96)
5	Carlton Jones, Army at USF (10-16-04)
5	Tielor Robinson, Army vs. Cincinnati (10-9-04)
5	Eric Shelton, Louisville vs. East Carolina (10-2-04)
5	Leroy Collins, Louisville vs. Western Kentucky (10-31-98)
4	21 tied with

Most Recently: DeAngelo Williams, Memphis at East Carolina (11-20-04)

SEASON

23	DeAngelo Williams, Memphis, 2004 (22 rush, 1 rec.)
20	Eric Shelton, Louisville, 2004 (20 rush)
20	DeAngelo Williams, Memphis, 2005 (19 rush)
19	Leroy Collins, Louisville, 1998 (19 rush)
18	Leonard Henry, East Carolina, 2001 (16 rush, 2 rec.)

KICKING

FIELD GOAL ATTEMPTS

GAME

6	Reagan Schneider, UTEP vs. Houston, 9-16-05 (5 made)
6	Ryan White, Memphis at UAB, 10-9-99 (5 made)
6	Brad Palazzo, Tulane at Louisville, 10-11-97 (5 made)
5	13 tied with

Most Recently: Matt Prater, UCF at UAB, 11-12-05 (4 made)

SEASON

33	Nick Browne, TCU, 2003 (28 made)
33	Seth Marier, Tulane, 2002 (20 made)
30	Nick Browne, TCU, 2002 (23 made)
29	Jonathan Ruffin, Cincinnati, 2000 (26 made)
28	Darren McCaleb, Southern Miss, 2005 (23 made)
28	Brad Palazzo, Tulane, 1997 (23 made)

INDIVIDUAL RECORDS

FIELD GOALS MADE

GAME

5	Reagan Schneider, UTEP vs. Houston, 9-16-05 (6 att.)
5	Nick Browne, TCU vs. Cincinnati, 11-15-03 (5 att.)
5	Nick Browne, TCU at Cincinnati, 9-2-02 (5 att.)
5	Ryan White, Memphis at UAB, 10-9-99 (6 att.)
5	Brad Palazzo, Tulane at Louisville, 10-11-97 (6 att.)
4	22 tied with

SEASON

28	Nick Browne, TCU, 2003 (33 att.)
26	Jonathan Ruffin, Cincinnati, 2000 (29 att.)
23	Darren McCaleb, Southern Miss, 2005 (28 att.)
23	Nick Browne, TCU, 2002 (30 att.)
23	Brad Palazzo, Tulane, 1997 (28 att.)

LONGEST FIELD GOALS

53	Stephen Gostkowski, Memphis vs. Marshall (11-26-05)
53	Luke Julst, Rice vs. Navy (10-22-05)
53	Nick Beucher, Tulane vs. UAB (10-23-04)
53	Dustin Bell, Houston at Southern Miss (10-7-04)
53	Seth Marler, Tulane vs. East Carolina (9-8-01)
52	Nate Smith, Louisville vs. UAB (11-23-02)
52	Kevin Miller, East Carolina at Army (10-2-99)
52	Mike Waddell, Houston at California (9-5-98)
52	Ryan White, Memphis vs. Cincinnati (10-17-98)
52	Brad Palazzo, Tulane vs. East Carolina (10-18-97)

FIELD GOAL PERCENTAGE

SEASON

100.0	Ryan White, Memphis, 1998 (16 of 16)
93.8	Seth Marler, Tulane, 2001 (15 of 16)
89.7	Jonathan Ruffin, Cincinnati, 2000 (26 of 29)
89.5	Robert Lee, East Carolina, 2005 (17 of 19)
88.0	Stephen Gostkowski, Memphis, 2005 (22 of 25)

PAT KICKS ATTEMPTED

GAME

10	Art Carmody, Louisville vs. Cincinnati, 11-27-04 (10 made)
10	Brad Palazzo, Tulane vs. Southwestern Louisiana, 10-31-98 (10 made)
9	Art Carmody, Louisville at Houston, 11-20-04 (9 made)
9	Jon Hilbert, Louisville vs. Western Kentucky, 10-31-98 (9 made)
9	Jon Hilbert, Louisville at East Carolina, 11-14-98 (9 made)
9	Brad Palazzo, Tulane vs. Louisiana Tech, 11-26-98 (9 made)
8	12 tied with

SEASON

77	Art Carmody, Louisville, 2004 (77 made)
68	Brad Palazzo, Tulane, 1998 (68 made)
56	Dustin Bell, Houston, 2003 (56 made)
53	Jon Hilbert, Louisville, 1998 (50 made)
52	Nate Smith, Louisville, 2003 (50 made)

PAT KICKS MADE

GAME

10	Art Carmody, Louisville vs. Cincinnati, 11-27-04 (10 att.)
10	Brad Palazzo, Tulane vs. Southwestern Louisiana, 10-31-98 (10 att.)
9	Art Carmody, Louisville at Houston, 11-20-04 (9 att.)
9	Jon Hilbert, Louisville vs. Western Kentucky, 10-31-98 (9 att.)
9	Jon Hilbert, Louisville at East Carolina, 11-14-98 (9 att.)
9	Brad Palazzo, Tulane vs. Louisiana Tech, 11-26-98 (9 att.)
8	eight tied with

SEASON

77	Art Carmody, Louisville, 2004 (77 att.)
68	Brad Palazzo, Tulane, 1998 (68 att.)
56	Dustin Bell, Houston, 2003 (56 att.)
50	Nate Smith, Louisville, 2003 (52 att.)
50	Jon Hilbert, Louisville, 1998 (53 att.)

PAT PERCENTAGE

GAME (min. 8 attempts)

100.0	Art Carmody, Louisville vs. Cincinnati, 11-27-04 (10 of 10)
100.0	Brad Palazzo, Tulane vs. Southwestern Louisiana, 10-31-98 (10 of 10)
100.0	Art Carmody, Louisville at Houston, 11-20-04 (9 of 9)

100.0	Jon Hilbert, Louisville vs. Western Kentucky, 10-31-98 (9 of 9)
100.0	Jon Hilbert, Louisville at East Carolina, 11-14-98 (9 of 9)
100.0	Brad Palazzo, Tulane vs. Louisiana Tech, 11-26-98 (9 of 9)
100.0	11 tied with (8-of-8)

SEASON (min. 25 made)

100.0	Reagan Schneider, UTEP, 2005 (41 of 41)
100.0	Parker Mullins, UAB, 2005 (37 of 37)
100.0	Stephen Gostkowski, Memphis, 2005 (35 of 35)
100.0	Robert Lee, East Carolina, 2005 (30 of 30)
100.0	Art Carmody, Louisville, 2004 (77 of 77)
100.0	Dustin Bell, Houston, 2003 (56 of 56)
100.0	Stephen Gostkowski, Memphis, 2003 (44 of 44)
100.0	Nick Browne, TCU, 2003 (38 of 38)
100.0	Curt Jones, Southern Miss, 2002 (29 of 29)
100.0	Nick Hayes, UAB, 2002 (29 of 29)
100.0	Ryan White, Memphis, 2001 (36 of 36)
100.0	Jonathan Ruffin, Cincinnati, 2001 (36 of 36)
100.0	Brant Hanna, Southern Miss, 2001 (26 of 26)
100.0	Matt Parker, Army, 1999 (27 of 27)
100.0	Ryan White, Memphis, 1999 (25 of 25)
100.0	Brad Palazzo, Tulane, 1998 (68 of 68)
100.0	Eric Richards, Cincinnati, 1996 (26 of 26)

TOTAL POINTS SCORED BY KICKING

GAME

22	Brad Palazzo, Tulane at Louisville, 10-11-97 (5 FG, 7 XPT)
19	Nick Browne, TCU vs. Cincinnati, 11-15-03 (5 FG, 4 PAT)
18	Reagan Schneider, UTEP vs. Houston, 9-16-05 (5 FG, 3 PAT)
18	Brad Palazzo, Tulane at Southwestern La., 11-1-97 (4 FG, 6 XPT)
17	Stephen Gostkowski, Memphis at Arkansas State, 9-18-04 (4 FG, 5 PAT)
17	Nick Browne, TCU at Cincinnati, 9-2-02 (5 FG, 2 XPT)
17	Ryan White, Memphis at UAB, 10-9-99 (5 FG, 2 XPT)

SEASON

122	Nick Browne, TCU, 2003 (38 PAT, 28 FG)
113	Art Carmody, Louisville, 2004 (77 PAT, 12 FG)
109	Brad Palazzo, Tulane, 1997 (40 PAT, 23 FG)
108	Stephen Gostkowski, Memphis, 2004 (48 PAT, 20 FG)
107	Darren McCaleb, Southern Miss, 2005 (38 PAT, 23 FG)

PUNTING

MOST PUNTS

GAME

12	Steve Smith, Cincinnati at Louisville (10-26-96)
11	Luke Johnson, Southern Miss at N.C. State (10-29-05)
11	Chris Beckman, Tulane vs. Mississippi State (9-17-05)
11	Jimmy McClary, Houston at Michigan (9-6-03)
11	Alex Bradford, Army vs. Houston (11-15-03)
11	Ross Stewart, UAB at Memphis (10-27-01)
11	Joey Blasatti, TCU at Nebraska (8-25-01)
11	Ben Graves, Memphis at Southern Miss (10-30-00)
11	Jim Cande, Memphis vs. Mississippi (9-4-99)
11	Casey Roussel, Tulane at East Carolina (10-23-99)
11	Doug Johnson, Cincinnati at Boston College (9-27-97)

SEASON

80	Mark Haulman, Southern Miss, 2002 (3,344 for 41.8)
79	Luke Johnson, Southern Miss, 2003 (3,326 for 42.1)
78	Ben Graves, Memphis, 2000 (3,125 for 40.1)
77	Joey Blasatti, TCU, 2002 (3,060 for 39.7)
76	Mark Haulman, Southern Miss, 2000 (3,140 yards for 41.3)

YARDS PUNTED

GAME

537	Casey Roussel, Tulane at East Carolina, 10-23-99 (11 punts)
510	Steve Smith, Cincinnati at Louisville, 10-26-96 (12 punts)
493	Joey Blasatti, TCU at Nebraska, 8-25-01 (11 punts)
478	Jim Cande, Memphis vs. Mississippi, 9-4-99 (11 punts)
474	Luke Johnson, Southern Miss at N.C. State, 10-29-05 (11 punts)

SEASON

3,344	Mark Haulman, Southern Miss, 2002 (80 for 41.8 avg.)
3,326	Luke Johnson, Southern Miss, 2003 (79 for 42.1)



INDIVIDUAL RECORDS

- 3,170 Jared Preston, East Carolina, 2002 (73 for 434)
- 3,154 Ross Stewart, UAB, 2002 (75 for 421)
- 3,140 Mark Haulman, Southern Miss, 2000 (76 for 413 avg.)

PUNTING AVERAGE

GAME (min. 3 punts)

- 55.3 Jimmy McClary, Houston vs. Louisville, 11-22-03 (3 for 166)
- 54.7 Andrew Bayes, East Carolina at Southern Miss, 10-9-99 (3 for 164)
- 54.6 Chris Beckman, Tulane vs. East Carolina, 11-22-03 (5 for 273)
- 53.8 Andrew Bayes, East Carolina at Army, 10-2-99 (4 for 215)
- 53.8 Brad Hill, Tulane vs. Mississippi, 11-15-97 (4 for 215)

SEASON

- 48.1 Andrew Bayes, East Carolina, 1999 (47 for 2,259)
- 46.2 Brad Hill, Tulane, 1997 (42 for 1,940)
- 44.7 Graham White, Army, 1998 (47 for 2,101)
- 44.9 Luke Johnson, Southern Miss, 2005 (53 for 2,378)
- 44.6 Michael Gibson, Memphis, 2005 (59 for 2,632)

LONGEST PUNTS

- 83 Casey Roussel, Tulane at East Carolina (10-23-99)
- 78 Ross Stewart, UAB vs. Southern Miss (11-9-02)
- 78 Andrew Bayes, East Carolina at Houston (10-30-99)
- 78 Jamie Purser, Southern Miss at Nevada (11-20-98)
- 76 Luke Johnson, Southern Miss vs. USF (10-25-03)
- 76 Jeremy Borseth, Louisville vs. Southern Miss (9-28-96)

PUNT RETURNS

MOST RETURNS

GAME

- 8 Montrell Jones, Louisville vs. TCU, 11-10-04 (64 yards)
 - 8 Brian Fisher, USF vs. Louisville, 10-4-03 (61 yards)
 - 8 Percy Coleman, UAB vs. La-Lafayette, 9-30-00 (46 yards)
 - 8 Tripp Higgins, Memphis at UAB, 10-9-99 (46 yards)
 - 7 10 tied with
- Most Recently:* Darron White, Memphis vs. Chattanooga, 9-11-04 (74 yards)

SEASON

- 47 Brian Fisher, USF, 2003 (424 yards)
- 40 Montrell Jones, Louisville, 2004 (418 yards)
- 38 Tinker Keck, Cincinnati, 1997 (577 yards)
- 37 John Wilson, Tulane, 2000 (687 yards)
- 37 Ryan Johnson, Memphis, 2000 (389 yards)

YARDS RETURNED

GAME

- 168 Keith Stokes, East Carolina vs. Houston, 11-11-00 (6 returns)
- 159 Damien Dorsey, Louisville at Army, 9-21-02 (6 returns)
- 148 Travis Williams, East Carolina vs. Memphis, 11-20-04 (6 returns)
- 143 Lynaris Elpheage, Tulane at Hawaii, 12-25-02 (4 returns)
- 133 Keith Stokes, East Carolina vs. Cincinnati, 11-13-99 (4 returns)

SEASON

- 577 Tinker Keck, Cincinnati, 1997 (38 returns)
- 508 Damien Dorsey, Louisville, 2002 (33 returns)
- 463 Joe Burnett, UCF, 2005 (28 returns)
- 463 Lynaris Elpheage, Tulane, 2002 (28 returns)
- 450 Marvin Young, Southern Miss, 2003 (33 returns)

YARDS PER PUNT RETURN AVERAGE

GAME (min. 2 returns)

- 61.0 Tinker Keck, Cincinnati vs. Louisville, 11-8-97 (2 for 122)
- 46.0 Charles West, Houston vs. Southern Miss, 11-9-96 (2 for 92)
- 37.0 Omari Thompson, Army vs. Memphis, 9-16-00 (2 for 74)
- 35.8 Lynaris Elpheage, Tulane at Hawaii, 12-25-02 (4 for 159)
- 35.5 Carl Jones, Cincinnati at USF, 10-31-03 (2 for 71)

SEASON (min. 15 returns)

- 17.7 Travis Williams, East Carolina, 2004 (20 for 354)
- 17.6 Omari Thompson, Army, 2000 (12 for 211)
- 17.5 Rodrigis Brooks, UAB, 1999 (20 for 350)
- 16.5 Joe Burnett, UCF, 2005 (28 for 463)
- 16.5 Lynaris Elpheage, Tulane, 2002 (28 for 463)

PUNT RETURN TOUCHDOWNS

GAME

- 2 Tinker Keck, Cincinnati vs. Louisville, 11-8-97
- 1 50 players tied with. Most recently:
- 1 Joe Burnett, UCF vs. Tulsa, 12-3-05

SEASON

- 4 Tinker Keck, Cincinnati, 1997
- 2 Joe Burnett, UCF, 2005
- 2 Aris Comeaux, Army, 2002
- 2 Omari Thompson, Army, 2000
- 1 25 tied with

LONGEST PUNT RETURNS

- 94t Keith Stokes, East Carolina vs. Cincinnati, 11-13-99
- 88t Aris Comeaux, Army vs. UAB, 10-26-02
- 87t Marvin Young, Southern Miss vs. Memphis, 9-13-03
- 87t Charles West, Houston vs. Southern Miss, 11-9-96
- 86t Omari Thompson, Army vs. Air Force, 11-4-00

KICKOFF RETURNS

MOST RETURNS

GAME

- 9 Scott Wesley, Army vs. Louisville, 9-11-04 (142 yards)
- 9 Rolando North, East Carolina at Syracuse, 10-4-97 (160 yards)
- 8 Cory Rodgers, TCU at Louisville, 11-10-04 (191 yards)
- 8 Omari Thompson, Army at UAB, 9-22-01 (193 yards)
- 8 Antoine Harden, Memphis at Tennessee, 11-10-01 (160 yards)
- 8 LaDaris Vann, Cincinnati at East Carolina, 11-13-99 (176 yards)
- 7 15 tied with

SEASON

- 55 William White, Army, 2002 (1,239 yards)
- 54 Scott Wesley, Army, 2004 (1,248 yards)
- 38 Fred Smith, Tulane, 2003 (830 yards)
- 37 Chris Johnson, East Carolina, 2004 (765 yards)
- 37 Omari Thompson, Army, 2000 (716 yards)

YARDS RETURNED

GAME

- 269 Scott Wesley, Army at Tulane, 11-13-04 (7 returns)
- 200 Eric Booth, Southern Miss at Tennessee, 11-8-97 (6 returns)
- 195 William White, Army vs. Holy Cross, 9-7-02 (7 returns)
- 193 Omari Thompson, Army at UAB, 9-22-01 (8 returns)
- 191 Cory Rodgers, TCU at Louisville, 11-10-04 (8 returns)

SEASON

- 1,248 Scott Wesley, Army, 2004 (54 returns)
- 1,239 William White, Army, 2002 (55 returns)
- 860 Zek Parker, Louisville, 1999 (35 returns)
- 830 Fred Smith, Tulane, 2003 (38 returns)
- 827 Broderick Clark, Louisville, 2002 (26 returns)

YARDS PER KICKOFF RETURN AVERAGE

GAME (min. 2 returns)

- 57.0 Jeff Liggon, Tulane vs. Southern Miss vs. Tulane, 10-26-96 (3 for 171)
- 47.0 Broderick Clark, Louisville vs. Kentucky, 9-1-02 (3 for 141)
- 46.5 Zek Parker, Louisville vs. Boston College, 9-26-98 (2 for 93)
- 46.3 LaTarence Dunbar, TCU vs. Houston, 10-5-02 (3 for 139)
- 45.0 Brandon Francis, Southern Miss vs. Louisville, 10-10-98 (2 for 90)

SEASON (min. 11 returns)

- 34.8 Eric Booth, Southern Miss, 1997 (22 for 766)
- 31.8 Broderick Clark, Louisville, 2002 (26 for 827)
- 31.7 J.R. Reed, USF, 2003 (18 for 570)
- 29.4 John Eubanks, Southern Miss, 2004 (21 for 618)
- 29.4 John Eubanks, Southern Miss, 2003 (17 for 499)

KICKOFF RETURN TOUCHDOWNS

GAME

- 1 Chubb Small, Marshall vs. Tulane (10-29-05)
- 1 Ashlan Davis, Tulsa at Rice (10-15-05)
- 1 Israel Route, Tulane vs. Southeastern La. (10-1-05)
- 1 Jessie Henderson, SMU vs. Tulane (9-24-05)

INDIVIDUAL RECORDS

1	John Eubanks, Southern Miss vs. Houston (10-7-04)
1	D.J. Blackledge, Army at East Carolina (10-30-04)
1	Scott Wesley, Army at Tulane (11-13-04)
1	J.R. Reed, USF at Memphis (11-29-03)
1	Ricky Wilson, Houston at Louisville (11-22-03)
1	Damarcus Fox, East Carolina at Memphis (11-1-03)
1	John Eubanks, Southern Miss at Cincinnati (10-4-03)
1	Fred Smith, Tulane vs. TCU (9-1-03)
1	Broderick Clark, Louisville vs. Kentucky (9-1-02)
1	Broderick Clark, Louisville vs. Cincinnati (11-7-02)
1	LaTarence Dunbar, TCU vs. Houston (10-5-02)
1	Lynaris Elpheage, Tulane at Houston (9-7-02)
1	Omari Thompson, Army vs. Navy (12-1-01)
1	Zek Parker, Louisville at East Carolina (11-15-01)
1	Marvin Townes, East Carolina at Army (10-13-01)
1	Zek Parker, Louisville vs. Chattanooga (9-11-99)
1	Zek Parker, Louisville vs. Southern Miss (11-20-99)
1	Marcellus Harris, East Carolina at Army (10-2-99)
1	Mike Smith, Houston at North Texas (10-24-98)
1	Eric Booth, Southern Miss at Tennessee (11-8-97)
1	Eric Booth, Southern Miss vs. Houston (11-15-97)
1	Cory Geason, Tulane at Cincinnati (8-30-96)
1	Jeff Liggon, Tulane vs. Southern Miss (10-26-96)
1	Kevin Cobb, Memphis vs. Tennessee (11-9-96)

SEASON

2	Broderick Clark, Louisville, 2002
2	Zek Parker, Louisville, 1999
2	Eric Booth, Southern Miss, 1997
1	20 tied with

LONGEST KICKOFF RETURNS

100t	Ricky Wilson, Houston at Louisville (11-22-03)
100t	Fred Smith, Tulane vs. TCU (9-1-03)
100t	Broderick Clark, Louisville vs. Kentucky (9-1-02)
98t	Jeff Liggon, Tulane vs. Southern Miss (10-26-96)
97t	Israel Route, Tulane vs. Southeastern La. (10-1-05)
97t	Scott Wesley, Army at Tulane (11-13-04)
97t	John Eubanks, Southern Miss at Houston (10-7-04)
97t	Zek Parker, Louisville vs. Chattanooga (9-11-99)
96t	Ashlan Davis, Tulsa at Rice (10-15-05)
96t	LaTarence Dunbar, TCU vs. Houston (10-5-02)
96t	Omari Thompson, Army vs. Navy (12-1-01)
96t	Eric Booth, Southern Miss at Tennessee (11-18-97)

INTERCEPTIONS

GAME

3	Willi Gulley, Houston vs. East Carolina, 11-6-04 (45 yards)
3	J.R. Reed, USF at Memphis, 11-29-03 (15 yards)
3	Etric Pruitt, Southern Miss at Army, 9-28-02 (43 yards)
3	Anthony Floyd, Louisville at Southern Miss, 11-4-00 (82 yards)
2	11 times in 2005
2	5 times in 2004
2	8 times in 2002
2	3 times in 2001
2	12 times in 2000
2	7 times in 1999
2	4 times in 1998
2	6 times in 1997
2	5 times in 1996

SEASON

10	Anthony Floyd, Louisville, 2000 (152 yards)
9	Rodregis Brooks, UAB, 1999 (152 yards)
8	Lynaris Elpheage, Tulane, 2002 (133 yards)
8	Jason Goss, TCU, 2002 (27 yards)
7	J.R. Reed, USF, 2003 (45 yards)
7	Mike James, Houston, 1999 (69 yards)

INT RETURN YARDS

GAME

123	Shawn Ferguson, Cincinnati at Memphis, 10-17-98 (2 returns)
100	Idrees Bashir, Memphis at Army, 9-23-00 (1 return)
100	Kevin Monroe, East Carolina vs. Louisville, 11-14-98 (1 return)
99t	Quincy Butler, TCU vs. Southern Miss, 11-20-04 (1 return)
98t	Dwight Henry, East Carolina at Louisville, 11-1-97 (1 return)
96t	Adrian Singleton, UAB at Cincinnati, 10-16-99 (1 return)

SEASON (min. 2)

152	Anthony Floyd, Louisville, 2000 (10 int.)
152	Rodregis Brooks, UAB, 1999 (9 int.)
133	Lynaris Elpheage, Tulane, 2002 (8 int.)
127	Patrick Surtain, Southern Miss, 1997 (6 int.)
123	Shawn Ferguson, Cincinnati, 1998 (3 int.)
123	Dwight Henry, East Carolina, 1997 (2 int.)

YARDS PER INTERCEPTION RETURN

GAME (min. 2)

61.5	Shawn Ferguson, Cincinnati at Memphis, 10-17-98 (2 for 123)
41.5	Lynaris Elpheage, Tulane at Louisiana-Monroe, 10-5-02 (2 for 83)
39.5	Kenny Dale Rowland, Army vs. Cincinnati, 9-19-98 (2 for 79)
37.5	Willie Gaston, Houston at Memphis, 10-2-04 (2 for 75)
34.5	Tra Boger, Tulane vs. Marshall, 10-29-05 (2 for 69)

SEASON (min. 3)

41.0	Shawn Ferguson, Cincinnati, 1998 (3 for 123)
33.3	Lou Barnes, Southern Miss, 1999 (3 for 100)
32.7	Rolando Humphrey, SMU, 2005 (3 for 98)
31.0	Willie Gaston, Houston, 2004 (3 for 93)
29.8	Alvin Nnabuife, SMU, 2005 (4 for 119)

INTERCEPTIONS FOR TOUCHDOWNS

GAME

2	Shawn Ferguson, Cincinnati at Memphis (10-17-98)
1	58 tied with

SEASON

3	Leo Barnes, Southern Miss, 2000
2	Blue Adams, Cincinnati, 2002
2	Shawn Ferguson, Cincinnati, 1998
1	54 tied with

LONGEST INTERCEPTION RETURNS

GAME

100t	Idrees Bashir, Memphis at Army (9-23-00)
100t	Kevin Monroe, East Carolina vs. Louisville (11-14-98)
99t	Quincy Butler, TCU vs. Southern Miss, 11-20-04
98t	Dwight Henry, East Carolina at Louisville (11-1-97)
96t	Adrian Singleton, UAB at Cincinnati (10-16-99)
91t	Rodregis Brooks, UAB vs. East Carolina (11-6-99)

TACKLES

GAME

24	Chris Moore, East Carolina at Cincinnati (9-1-03)
24	Pernell Griffin, East Carolina vs. Wake Forest (9-1-01)
23	Brad Jackson, Cincinnati vs. Louisville (11-8-97)
23	Jeff Kerr, East Carolina vs. Cincinnati (11-13-97)
22	seven tied with

SEASON

174	Hank Milligan, Houston, 2001 (102 solo, 72 ast.)
168	Rod Davis, Southern Miss, 2002 (122 solo, 46 ast.)
168	Brad Jackson, Cincinnati, 1997 (93 solo, 75 ast.)
167	Jeff Kerr, East Carolina, 1997 (78 solo, 89 ast.)
164	Rod Davis, Southern Miss, 2003 (111 solo, 53 ast.)

SACKS

GAME

6	Keaton Cromartie, Tulane vs. Memphis (11-8-97)
4	Antwan Peek, Cincinnati vs. Louisiana-Monroe (12-1-01)
4	Michael Josiah, Louisville vs. Grambling (9-9-00)
4	Cedric Scott, Southern Miss at Houston (10-28-00)
4	Roderick Coleman, East Carolina vs. Wake Forest (9-13-97)
4	Carl Powell, Louisville at Memphis (11-2-96)

SEASON

17	Bo Schobel, TCU, 2003
15	Dewayne White, Louisville, 2001
15	Roderick Coleman, East Carolina, 1997
14	Bryan Thomas, UAB, 2001
13	Antwan Peek, Cincinnati, 2001
13	Andre Arnold, Memphis, 2000
13	Roderick Coleman, East Carolina, 1998



TEAM RECORDS

TOTAL OFFENSE

PLAYS

GAME	PLAYS
100	East Carolina vs. USF (10-19-02)
99	Tulane vs. Southern Miss (10-14-00)
99	Cincinnati vs. Miami (Ohio) (9-28-96)
98	Louisville at Cincinnati (11-8-97)
97	TCU vs. East Carolina (10-30-01)
97	Tulane at Louisville (10-28-00)
97	Tulane at Houston (11-6-99)

SEASON

1,108	Cincinnati, 2002 (5,867 yards)
1,018	Houston, 2003 (5,958 yards)
1,008	TCU, 2003 (5,581 yards)
1,000	Memphis, 2003 (5,779 yards)
956	Cincinnati, 2003 (4,721 yards)

YARDS GAINED

GAME	YARDS GAINED
769	Louisville at East Carolina, 11-14-98 (615 pass, 154 rush)
742	Louisville vs. Cincinnati, 10-3-98 (460 pass, 282 rush)
706	Tulane vs. Southwestern Louisiana, 10-31-98 (460 pass, 246 rush)
687	Louisville vs. Western Kentucky, 10-31-98 (489 pass, 198 rush)
666	Louisville at Houston, 11-20-04 (424 pass, 242 rush)
649	UAB at Tulane, 10-23-04 (448 pass, 201 rush)
649	East Carolina vs. Tulane, 10-23-99 (336 pass, 313 rush)

SEASON

6,468	Louisville, 2004 (3,005 pass, 3,463 rush)
6,355	Louisville, 2003 (3,389 pass, 2,966 rush)
6,156	Louisville, 1998 (4,498 pass, 1,658 rush)
5,958	Houston, 2003 (3,156 pass, 2,802 rush)
5,867	Cincinnati, 2002 (3,877 pass, 1,990 rush)

YARDS PER GAME

SEASON	YARDS PER GAME
559.6	Louisville, 1998 (6,156 yards in 11 games)
539.0	Louisville, 2004 (6,468 yards in 12 games)
508.6	Tulane, 1998 (5,595 yards in 11 games)
488.8	Louisville, 2003 (6,355 yards in 13 games)
465.8	Louisville, 1999 (5,124 yards in 11 games)

YARDS PER PLAY

GAME	YARDS PER PLAY
10.67	Louisville vs. Cincinnati, 11-27-04 (46 for 491)
10.02	Louisville vs. Cincinnati, 10-3-98 (74 for 742)
9.65	Louisville at Houston, 11-20-04 (69 for 666)
9.08	Cincinnati vs. Miami (Ohio), 9-11-04 (66 for 599)
9.04	Tulane vs. Louisiana Tech, 11-26-98 (70 for 633)

SEASON

7.24	Louisville, 2004 (6,468 on 893)
6.97	Louisville, 1998 (6,156 on 883)
6.96	Louisville, 2003 (6,355 on 913)
6.86	Tulane, 1998 (5,595 on 816)
6.42	East Carolina, 2001 (4,587 on 715)

FIRST DOWNS

MOST RUSHING

GAME	RUSHING
22	Memphis vs. Chattanooga (9-17-05)
22	Army vs. Louisville (10-7-99)
22	Cincinnati vs. Tulsa (8-28-97)
22	Cincinnati vs. Miami (Ohio) (9-28-96)
21	Army vs. Ball State (9-25-99)
20	Houston vs. Sam Houston State (9-10-05)
20	Army vs. Tulane (11-14-98)
20	Louisville vs. Northern Illinois (10-19-96)

SEASON

173	Houston, 2003
161	Army, 1998
159	Rice, 2005
156	Memphis, 2005
147	Army, 1999

MOST PASSING

GAME

29	Louisville at East Carolina (11-14-98)
24	Louisville vs. Illinois (9-18-99)
24	Louisville vs. Western Kentucky (10-31-98)
23	TCU vs. East Carolina (10-30-01)
23	Louisville at Tulane (10-17-98)

SEASON

199	Louisville, 1998
184	Louisville, 1999
166	Tulane, 2000
165	Tulane, 2002
164	Louisville, 2004

TOTAL

GAME

39	Louisville at East Carolina, 11-14-98 (29 pass, 9 rush, 1 pen.)
34	Louisville at Army, 9-11-04 (16 pass, 16 rush, 2 pen.)
34	Louisville vs. Western Kentucky, 10-31-98 (24 pass, 10 rush, 0 pen.)
34	Tulane vs. Southwestern Louisiana, 10-31-98 (21 pass, 13 rush, 0 pen.)
33	Louisville at Memphis, 11-4-04 (15 pass, 17 rush, 1 pen.)
33	Cincinnati vs. Memphis, 11-24-01 (15 pass, 14 rush, 4 pen.)
33	Tulane at Louisville, 10-28-00 (22 pass, 7 rush, 4 pen.)
33	Louisville vs. Illinois, 9-18-99 (24 pass, 8 rush, 1 pen.)
33	Louisville at Tulane, 10-17-98 (23 pass, 8 rush, 2 pen.)

SEASON

323	Louisville, 2004 (145 pass, 164 rush, 14 penalty)
311	Louisville, 1998 (199 pass, 91 rush, 21 penalty)
309	Houston, 2003 (119 pass, 173 rush, 17 penalty)
298	Cincinnati, 2002 (165 pass, 113 rush, 20 penalty)
297	TCU, 2003 (131 pass, 133 rush, 33 penalty)

RUSHING

MOST ATTEMPTS

GAME

82	Cincinnati vs. Miami (Ohio), 9-28-96 (405 yards)
68	UAB vs. Tulane, 10-20-01 (307 yards)
68	Army vs. Louisville, 10-7-99 (480 yards)
68	Cincinnati vs. UAB, 10-11-97 (246 yards)
66	Army vs. New Mexico State, 10-23-99 (388 yards)
66	Cincinnati vs. East Carolina, 11-5-98 (326 yards)
66	Cincinnati vs. Tulsa, 8-28-97 (362 yards)
66	Louisville vs. Northern Illinois, 10-19-96 (344 yards)

SEASON

659	TCU, 2003 (2,700 yards in 13 games)
651	Houston, 2003 (2,802 yards in 13 games)
636	Army, 1999 (2,915 yards in 11 games)
610	Army, 1998 (2,232 yards in 11 games)
600	Rice, 2005 (2,576 yards in 11 games)

YARDS GAINED

GAME

480	Army vs. Louisville, 10-7-99 (68 rushes)
447	Army vs. Ball State, 9-25-99 (63 rushes)
405	Cincinnati vs. Miami (Ohio), 9-28-96 (82 rushes)
401	Army vs. Navy, 12-5-98 (56 rushes)
398	Memphis vs. Chattanooga, 9-17-05 (54 rushes)

SEASON

3,215	Memphis, 2005 (597 rushes in 12 games)
3,005	Louisville, 2004 (534 rushes in 12 games)
2,966	Louisville, 2003 (518 rushes in 13 games)
2,915	Army, 1999 (636 rushes in 11 games)
2,802	Houston, 2003 (651 rushes in 13 games)

YARDS PER GAME

SEASON

267.9	Memphis, 2005 (3,215 yards in 11 games)
265.0	Army, 1999 (2,915 yards in 11 games)
250.4	Louisville, 2004 (3,005 yards in 12 games)
234.2	Rice, 2005 (2,576 yards in 11 games)
228.2	Louisville, 2003 (2,966 yards in 13 games)

TEAM RECORDS

YARDS PER RUSH

GAME

11.51	Louisville vs. Cincinnati, 11-27-04 (31 for 357)
10.26	East Carolina vs. Wake Forest, 9-11-04 (23 for 236)
8.54	Houston vs. Louisiana-Lafayette, 9-18-99 (41 for 350)
8.33	Louisville vs. Chattanooga, 9-11-99 (33 for 275)
7.90	East Carolina vs. Army, 10-14-00 (42 for 332)

SEASON

5.73	Louisville, 2003 (518 for 2,966 yards)
5.63	Louisville, 2004 (534 for 3,005 yards)
5.38	Memphis, 2005 (597 for 3,215 yards)
5.34	East Carolina, 2001 (417 for 2,230 yards)
5.05	Memphis, 2004 (482 for 2,438 yards)
5.05	Army, 2004 (383 for 1,935 yards)

RUSHING TOUCHDOWNS

GAME

7	Army vs. Louisville, 10-7-99
7	Southern Miss vs. Southwestern La., 9-21-96
6	Louisville vs. East Carolina, 10-2-04
6	Louisville at Army, 9-11-04
6	Southern Miss vs. Jackson State, 8-31-02
6	Louisville vs. Western Kentucky, 10-31-98
6	Cincinnati at Arkansas State, 11-21-98
6	Tulane vs. Louisiana Tech, 11-26-98

SEASON

47	Louisville, 2004
35	Louisville, 2003
31	Houston, 2003
29	Tulsa, 2005
29	Louisville, 1998
28	Memphis, 2005

ALL-PURPOSE YARDS

GAME

911	Louisville vs. East Carolina, 11-14-98 (615 pass, 154 rush, 118 KR, 10 PR)
902	Tulane vs. Southwestern Louisiana, 10-31-98 (460 pass, 246 rush, 71 KR, 91 PR)
880	Louisville vs. Cincinnati, 10-3-98 (460 pass, 282 rush, 22 KR, 44 PR)
820	Louisville vs. Western Kentucky, 10-31-98 (489 pass, 198 rush, 105 KR, 28 PR)
797	Houston vs. Southern Miss, 11-9-96 (297 pass, 280 rush, 121 KR, 97 PR)

SEASON

7,713	Louisville, 2004 (3,463 pass, 3,005 rush, 762 KR, 483 PR)
7,606	Louisville, 2003 (3,389 pass, 2,966 rush, 993 KR, 258 PR)
7,558	Houston, 2003 (3,156 pass, 2,802 rush, 1,318 KR, 282 PR)
7,371	Louisville, 1998 (4,498 pass, 1,658 rush, 959 KR, 256 PR)
7,108	Cincinnati, 2002 (3,877 pass, 1,990 rush, 927 KR, 314 PR)

PASSING

ATTEMPTS

GAME

72	Tulane at Louisville, 10-28-00 (43 comp.)
67	Louisville at Cincinnati, 11-8-97 (33 comp.)
66	Tulane vs. Houston, 11-6-99 (32 comp.)
63	Louisville vs. Southern Miss, 9-28-96 (35 comp.)
62	Louisville vs. Tulane, 10-11-97 (35 comp.)
62	East Carolina vs. Cincinnati, 11-13-97 (37 comp.)

SEASON

556	Tulane, 1999 (326 comp.)
525	Army, 2003 (272 comp.)
520	Cincinnati, 2002 (281 comp.)
515	Louisville, 1998 (338 comp.)
511	Tulane, 2001 (294 comp.)

COMPLETIONS

GAME

46	Louisville at East Carolina, 11-14-98 (58 att.)
43	Tulane at Louisville, 10-28-00 (72 att.)
41	Louisville at Tulane, 10-17-98 (57 att.)
39	Louisville vs. Illinois, 9-18-99 (60 att.)
38	Tulane at Navy, 11-13-99 (56 att.)

SEASON

338	Louisville, 1998 (515 att.)
326	Tulane, 1999 (556 att.)
322	Louisville, 1999 (501 att.)

294	Tulane, 2001 (511 att.)
288	Tulane, 2000 (505 att.)

COMPLETION PERCENTAGE

GAME (min. 15 att.)

94.7	Tulane vs. Navy, 11-6-04 (18-of-19)
87.5	Southern Miss at East Carolina, 10-10-96 (14-of-16)
85.2	Tulane at Rutgers, 10-24-98 (23-of-27)
81.5	Louisville at Houston, 11-20-04 (22-of-27)
81.1	Cincinnati vs. USF, 11-20-04 (30-of-37)

SEASON

71.3	Louisville, 2004 (256 of 359)
67.8	Tulane, 1998 (230 of 339)
65.6	Louisville, 1998 (338 of 515)
64.3	Louisville, 1999 (322 of 501)
63.0	UAB, 2005 (245 of 389)

PASSING YARDS

GAME

615	Louisville at East Carolina, 11-14-98 (46 of 58)
506	Louisville vs. Memphis, 10-24-98 (32 of 49)
489	Louisville vs. Western Kentucky, 10-31-98 (37 of 47)
477	Louisville at Tulane, 10-17-98 (41 of 57)
460	Tulane vs. Southwestern Louisiana, 10-31-98 (26 of 45)

SEASON

4,498	Louisville, 1998 (338 of 515)
3,877	Cincinnati, 2002 (281 of 501)
3,687	Louisville, 1999 (322 of 501)
3,607	UTEP, 2005 (268 of 458)
3,600	Tulane, 1999 (326 of 556)

YARDS PER ATTEMPT

SEASON

9.88	Tulane, 1998 (3,352 on 339 att.)
9.65	Louisville, 2004 (3,463 on 359 att.)
8.73	Louisville, 1998 (4,498 on 515 att.)
8.51	UAB, 2004 (3,073 on 361 att.)
8.26	UAB, 2005 (3,213 on 389 att.)

YARDS PER COMPLETION

SEASON

15.44	UAB, 2004 (3,073 on 199)
14.57	Tulane, 1998 (3,352 on 230)
14.55	East Carolina, 2000 (2,473 on 170)
14.51	Houston, 2002 (2,670 on 184)
14.31	Southern Miss, 1998 (2,762 on 193)

TOUCHDOWN PASSES

GAME

6	Tulane vs. UAB, 10-23-04
6	Louisville at East Carolina, 11-14-98
5	Southern Miss vs. UCF, 10-15-05
5	Houston at UTEP, 9-16-05
5	UAB vs. TCU, 10-15-04
5	Cincinnati at Southern Miss, 11-6-04
5	Louisville vs. TCU, 11-10-04
5	Tulane at TCU, 11-27-04
5	Louisville vs. East Carolina, 10-26-02
5	Tulane vs. Navy, 10-26-02
5	Memphis vs. Murray State, 8-31-02
5	Tulane vs. Navy, 11-11-00
5	Louisville at Kentucky, 9-4-99
5	Louisville vs. Houston, 10-23-99
5	Tulane vs. La.-Lafayette, 10-16-99
5	Houston at Cincinnati, 11-14-98
5	Louisville vs. Boston College, 9-26-98
5	Louisville vs. Cincinnati, 10-3-98
5	Southern Miss vs. Southwestern Louisiana, 9-26-98
5	Tulane vs. Southwestern Louisiana, 10-31-98
5	Tulane vs. Louisiana Tech, 11-26-98

SEASON

38	Tulane, 1998 (11 games)
34	Tulane, 2003 (12 games)
33	Louisville, 1998 (11 games)
29	UTEP, 2005 (12 games)
29	Louisville, 1999 (11 games)

TEAM RECORDS

INTERCEPTIONS THROWN

GAME	Record
7	Houston vs. South Florida, 11-23-02
6	Army vs. Southern Miss, 9-28-02
5	Houston at UTEP, 9-16-05
5	Houston vs. Louisville, 11-18-00
5	Tulane at Syracuse, 10-2-99
5	Tulane at Navy, 11-13-99

SEASON

25	Army, 2003 (272 of 525)
25	Tulane, 1999 (326 of 556)
23	Cincinnati, 2002 (281 of 520)
22	East Carolina, 2002 (200 of 410)
22	Houston, 2002 (184 of 357)

FEWEST INTERCEPTIONS

SEASON

5	Louisville, 2004 (256 of 359)
6	Houston, 2004 (198 of 354)
6	Memphis, 2001 (177 of 318)
6	Tulane, 1998 (230 of 339)
7	Memphis, 2005 (135 of 239)
7	Houston, 2003 (223 of 367)
7	Louisville, 2001 (234 of 393)
7	Army, 1999 (52 of 128)

SCORING

MOST POINTS

GAME

72	Tulane vs. Southwestern Louisiana (20), 10-31-98
70	Louisville vs. Cincinnati (7), 11-27-04
66	Louisville vs. Houston (45), 11-22-03
65	Louisville at Houston (34), 11-20-04
64	Tulane at Louisville (33), 10-11-97

SEASON

597	Louisville, 2004
499	Tulane, 1998
450	Louisville, 2003
448	Houston, 2003
444	Louisville, 1998

MOST POINTS (two teams)

117	TCU (62) vs. Houston (55), 10-25-03
114	Tulane (59) vs. UAB (55), 10-23-04
111	Louisville (66) vs. Houston (45), 11-22-03
111	Army (59) vs. Louisville (52), 2 ot, 10-7-99
108	Louisville (63) at East Carolina (45), 11-14-98
105	Louisville (56) at Memphis (49), 11-4-04
105	Houston (56) vs. Southern Miss (49) OT, 11-9-96

FEWEST POINTS SCORED (one team)

0	Tulane (0) vs. Texas (49), 9-28-02
0	UAB (0) at Louisiana-Lafayette (34), 9-21-02
0	Army (0) at Rutgers (44), 9-14-02
0	UAB (0) at Southern Miss (3), 9-29-01
0	Houston (0) at Texas (48), 9-23-00
0	Memphis (0) vs. Mississippi (3), 9-4-99
0	Army (0) vs. Southern Miss (24), 10-16-99
0	Cincinnati (0) vs. Miami (Ohio) (41), 10-24-98
0	East Carolina (0) vs. South Carolina (20), 9-20-97
0	East Carolina (0) at Syracuse (56), 10-4-97
0	Houston (0) at Southern Miss (33), 11-15-97
0	Memphis (0) at Southern Miss (16), 10-19-96
0	Cincinnati (0) at Kansas State (35), 9-14-96
3	11 tied with

FEWEST POINTS SCORED (two teams)

3	UAB (0) at Southern Miss (3), 9-29-01
3	Memphis (0) vs. Mississippi (3), 9-4-99
9	Louisville (7) vs. Colorado State (2), 10-4-01
9	Southern Miss (6) vs. Houston (3), 10-28-00
16	Memphis (6) vs. Mississippi (10), 9-5-05
16	Southern Miss (16) vs. Memphis (0), 10-19-96

MOST TOUCHDOWNS

GAME

10	Louisville vs. Cincinnati, 11-27-04 (6 pass, 4 rush)
----	--

9	Louisville at Houston, 11-20-04 (4 pass, 5 rush)
9	Louisville vs. Cincinnati, 10-3-98 (5 pass, 4 rush)
9	Louisville vs. Western Kentucky, 10-31-98 (3 pass, 6 rush)
9	Louisville at East Carolina, 11-14-98 (6 pass, 3 rush)
9	Tulane vs. Southwestern Louisiana, 10-31-98 (5 pass, 4 rush)
9	Tulane vs. Louisiana Tech, 11-26-98 (3 pass, 6 rush)

SEASON

80	Louisville, 2004 (12 games)
68	Tulane, 1998 (11 games)
62	Louisville, 1998 (11 games)
58	Louisville, 2003 (13 games)
58	Houston, 2003 (13 games)

KICKING

FIELD GOAL ATTEMPTS

GAME

6	UTEP vs. Houston, 9-16-05 (5 made)
6	Memphis at UAB, 10-9-99 (5 made)
6	Tulane at Louisville, 10-11-97 (5 made)
5	10 tied with

Most Recently: UCF at UAB, 11-12-03 (4 made)

SEASON

34	UCF, 2005 (22 made)
34	TCU, 2003 (28 made)
33	Tulane, 2002 (20 made)
32	Cincinnati, 2000 (29 made)
30	TCU, 2002 (23 made)

FIELD GOALS MADE

GAME

5	UTEP vs. Houston, 9-16-05 (6 att.)
5	TCU at Cincinnati, 9-2-02 (5 att.)
5	Memphis at UAB, 10-9-99 (6 att.)
5	Tulane at Louisville, 10-11-97 (6 att.)
4	19 tied with. Most Recently: Memphis vs. Marshall, 11-26-05 (4 att.)

SEASON

29	Cincinnati, 2000 (11 games)
28	TCU, 2003 (13 games)
23	Southern Miss, 2005 (12 games)
23	TCU, 2002 (12 games)
23	Tulane, 1997 (11 games)

FIELD GOAL PERCENTAGE

SEASON

100.0	Memphis, 1998 (16 of 16)
93.8	Tulane, 2001 (15 of 16)
90.6	Cincinnati, 2000 (29 of 32)
89.5	East Carolina, 2005 (17 of 19)
88.0	Memphis, 2005 (22 of 25)

PAT KICKS ATTEMPTED

GAME

10	Louisville vs. Cincinnati, 11-27-04 (10 made)
10	Tulane vs. Southwestern Louisiana, 10-31-98 (10 made)
9	Louisville at Houston, 11-20-04 (9 made)
9	Louisville vs. Western Kentucky, 10-31-98 (9 made)
9	Louisville at East Carolina, 11-14-98 (9 made)
9	Tulane vs. Louisiana Tech, 11-26-89 (9 made)
9	Louisville vs. Cincinnati, 10-3-98 (8 made)

SEASON

77	Louisville, 2004
68	Tulane, 1998
56	Houston, 2003
54	Louisville, 1998
53	Louisville, 2003

PAT KICKS MADE

GAME

10	Louisville vs. Cincinnati, 11-27-04 (10 att.)
10	Tulane vs. Southwestern Louisiana, 10-31-98 (10 att.)
9	Louisville at Houston, 11-20-04 (9 att.)
9	Louisville vs. Western Kentucky, 10-31-98 (9 att.)
9	Louisville at East Carolina, 11-14-98 (9 att.)
9	Tulane vs. Louisiana Tech, 11-26-89 (9 att.)
8	seven tied with

TEAM RECORDS

SEASON

77	Louisville, 2004
68	Tulane, 1998
56	Houston, 2003
51	Louisville, 1998
50	Tulsa, 2005
50	Louisville, 2003

PAT KICKS PERCENTAGE

SEASON (min. 25 made)

100.0	UTEP, 2005 (42 of 42)
100.0	UAB, 2005 (37 of 37)
100.0	Memphis, 2005 (36 of 36)
100.0	East Carolina, 2005 (30 of 30)
100.0	Louisville, 2004 (77 of 77)
100.0	Houston, 2003 (56 of 56)
100.0	TCU, 2003 (38 of 38)
100.0	Southern Miss, 2002 (31 of 31)
100.0	UAB, 2002 (29 of 29)
100.0	Cincinnati, 2001 (36 of 36)
100.0	Memphis, 2001 (36 of 36)
100.0	UAB, 2001 (31 of 31)
100.0	Southern Miss, 2001 (30 of 30)
100.0	Louisville, 2000 (45 of 45)
100.0	Army, 1999 (27 of 27)
100.0	Memphis, 1999 (25 of 25)
100.0	Tulane, 1998 (68 of 68)
100.0	Cincinnati, 1996 (27 of 27)

TOTAL POINTS BY KICKING

SEASON

122	TCU, 2003 (38 XP, 28 FG)
113	Louisville, 2004 (77 XP, 12 FG)
113	Cincinnati, 2000 (26 XP, 29 FG)
109	Tulane, 1997 (40 XP, 23 FG)
108	Memphis, 2004 (48 XP, 20 FG)

PUNTING

MOST PUNTS

GAME

12	Cincinnati vs. Louisville (10-26-96)
11	Southern Miss vs. N.C. State (10-29-05)
11	Tulane vs. Mississippi State (9-17-05)
11	East Carolina vs. N.C. State (11-27-04)
11	UAB at Memphis (10-27-01)
11	TCU at Nebraska (8-25-01)
11	Memphis at Southern Miss (9-30-00)
11	Memphis vs. Mississippi (9-4-99)
11	Tulane at East Carolina (10-23-99)
11	Cincinnati at Boston College (9-27-97)

SEASON

84	Army, 2003 (3,072 yards)
84	Southern Miss, 2003 (3,360 yards)
82	Memphis, 2000 (3,182 yards)
81	Southern Miss, 2002 (3,354 yards)
80	TCU, 2002 (3,098 yards)

YARDS PUNTED

GAME

510	Cincinnati at Louisville, 10-26-96 (12 punts)
474	Southern Miss at N.C. State, 10-29-05 (11 punts)
493	TCU at Nebraska, 8-25-01 (11 punts)
467	UAB at Memphis, 10-27-01 (11 punts)
456	Cincinnati at Boston College, 9-27-97 (11 punts)

SEASON

3,360	Southern Miss, 2003 (84 yards)
3,354	Southern Miss, 2002 (81 yards)
3,182	Memphis, 2000 (82 punts)
3,177	East Carolina, 2002 (75 punts)
3,167	UAB, 2002 (79 punts)

PUNTING AVERAGE

SEASON

44.5	Army, 1998 (48 for 2,137)
42.4	East Carolina, 2002 (75 for 3,177)

41.6	East Carolina, 1998 (66 for 2,745)
41.4	Southern Miss, 2002 (81 for 3,354)
41.1	Cincinnati, 2001 (65 for 2,826)

PUNT RETURNS

MOST RETURNS

GAME

9	UAB vs. Louisiana-Lafayette, 9-30-00 (76 yards)
9	Louisville at Illinois, 9-19-98 (39 yards)
8	Louisville vs. TCU, 11-10-04 (63 yards)
8	Louisville at Army, 9-21-02 (203 yards)
8	Southern Miss at Louisville, 10-16-01 (45 yards)
8	Memphis at UAB, 10-9-99 (68 yards)
8	Southern Miss vs. Southwestern Louisiana, 9-26-98 (137 yards)
8	Cincinnati vs. Kentucky, 9-7-96 (68 yards)

SEASON

54	Louisville, 2002 (716 yards)
50	USF, 2003 (495 yards)
49	TCU, 2002 (443 yards)
47	Louisville, 2004 (483 yards)
46	Louisville, 1996 (363 yards)

YARDS RETURNED

GAME

203	Louisville at Army, 9-21-02 (8 returns)
168	East Carolina vs. Houston, 11-11-00 (6 returns)
154	Louisville vs. Cincinnati, 11-27-04 (6 returns)
148	East Carolina vs. Memphis, 11-20-04 (6 returns)
143	Tulane vs. Hawaii, 12-25-02 (5 returns)

SEASON

716	Louisville, 2002 (54 returns)
582	Cincinnati, 1997 (40 returns)
495	USF, 2003 (50 returns)
484	Tulane, 2002 (28 returns)
483	Louisville, 2004 (47 returns)

YARDS PER PUNT RETURN

GAME (min. 3 returns)

333	East Carolina vs. Cincinnati, 11-13-99 (4 for 133)
323	Cincinnati at Miami (Ohio), 10-25-97 (3 for 97)
323	Houston vs. Southern Miss, 11-9-96 (3 for 97)
30.7	Memphis vs. Cincinnati, 11-11-00 (3 for 92)
29.3	Louisville vs. Illinois, 9-13-97 (3 for 88)

SEASON

19.1	UAB, 1999 (23 for 440)
17.3	Tulane, 2002 (28 for 484)
17.1	Army, 2000 (17 for 290)
16.5	UCF, 2005 (28 for 463)
15.7	East Carolina, 2004 (28 for 440)

PUNT RETURN TOUCHDOWNS

GAME

3	Louisville vs. Cincinnati, 11-27-04
2	Louisville at Army, 9-21-02
2	UAB at Missouri, 9-4-99
2	Cincinnati vs. Louisville, 11-8-97
1	42 tied with.

Most recently: UCF vs. Tulsa, 12-3-05

SEASON

4	Louisville, 2002
4	Cincinnati, 1997
3	Louisville, 2004
3	Army, 2000
2	ten tied with

Most recently: UCF, 2005

KICKOFF RETURNS

MOST RETURNS

GAME

10	TCU at Louisville, 11-10-04 (237 yards)
10	Houston at East Carolina, 11-11-00 (242 yards)
10	Louisville vs. Kentucky, 9-5-98 (112 yards)
9	16 tied with. <i>Most recently:</i> SMU vs. Texas A&M, 9-17-05 (196 yards)



TEAM RECORDS

SEASON

79	Army, 2002 (1,546 yards)
67	Army, 2003 (1,371 yards)
63	Tulane, 2001 (1,071 yards)
60	Army, 2004 (1,363 yards)
58	Houston, 2003 (1,318 yards)

YARDS RETURNED

GAME

297	Army at Tulane, 11-13-04 (8 returns)
242	Houston at East Carolina, 11-11-00 (10 returns)
237	TCU at Louisville, 11-10-04 (10 returns)
211	Houston at Alabama, 8-30-97 (7 returns)
207	Southern Miss at Tennessee, 11-8-97 (7 returns)

SEASON

1,546	Army, 2002 (79 returns)
1,371	Army, 2003 (74 returns)
1,363	Army, 2004 (60 returns)
1,318	Houston, 2003 (58 returns)
1,211	UAB, 2002 (55 returns)

YARDS PER KICKOFF RETURN

GAME (min. 3 per game)

47.0	Louisville vs. Kentucky, 9-1-02 (3 for 141)
46.3	TCU vs. Houston, 10-5-02 (3 for 139)
43.7	Memphis vs. Tennessee, 11-9-96 (3 for 131)
41.0	Tulane vs. Florida A&M, 9-11-04 (3 for 123)
41.0	UAB vs. Central Florida, 10-6-01 (4 for 164)

SEASON

28.2	Southern Miss, 1997 (31 for 873)
26.1	Louisville, 2000 (31 for 810)
25.3	Southern Miss, 1996 (30 for 759)
25.2	USF, 2003 (30 for 755)
24.0	Army, 1998 (45 for 1,078)

INTERCEPTIONS

GAME

6	Southern Miss at Army, 9-28-02 (56 yards)
5	UTEP vs. Houston, 9-16-05 (44 yards)
5	Louisville at Houston, 11-18-00 (19 yards)
5	Memphis at Mississippi State, 8-30-97 (24 yards)
5	Tulane at Southwestern La., 11-1-97 (42 yards)
4	29 tied with.

Most Recently: SMU vs. UTEP, 11-26-05 (38 yards)

SEASON

27	Louisville, 2000 (328 yards)
26	Tulane, 1997 (362 yards)
22	Tulsa, 2005 (171 yards)
22	TCU, 2002 (237 yards)
22	Tulane, 2002 (400 yards)

INT YARDS RETURNED

GAME (min. 2 returns)

123	Cincinnati at Memphis, 10-17-98 (2 returns)
120	Tulane vs. Marshall, 10-29-05 (3 returns)
119	Louisville at Kentucky, 9-4-99 (2 returns)
117	Louisville at Southern Miss, 11-4-00 (4 returns)
116	Houston vs. Tulane, 11-6-99 (4 returns)

SEASON

400	Tulane, 2002 (22 returns)
362	Tulane, 1997 (26 returns)
344	SMU, 2005 (17 returns)
329	Louisville, 1999 (13 returns)
328	Louisville, 2000 (27 returns)

YARDS PER RETURN

GAME (min. 3 returns)

40.0	Tulane vs. Marshall, 10-29-05 (3 for 120)
39.7	Louisville at Kentucky, 9-4-99 (3 for 119)
34.7	Cincinnati at Boston College, 9-27-97 (3 for 104)
33.3	Memphis at Army, 9-23-00 (3 for 100)
32.0	Louisville at UAB, 10-7-00 (4 for 96)

SEASON

25.3	Louisville, 1999 (13 for 329)
20.3	East Carolina, 1997 (10 for 203)
20.2	SMU, 2005 (17 for 344)

20.2	Cincinnati, 1998 (9 for 182)
19.1	Tulane, 2005 (7 for 134)

INTERCEPTIONS FOR TOUCHDOWNS

GAME

2	Tulane vs. Marshall (10-29-05)
2	Cincinnati at East Carolina (12-6-02)
2	Louisville at Southern Miss (11-4-00)
2	Cincinnati at Memphis (10-17-98)
2	Cincinnati at Boston College (9-27-97)
2	East Carolina at Louisville (11-1-97)
1	88 tied with

SEASON

4	Cincinnati, 2002
4	Southern Miss, 2000
3	USF, 2004
3	Southern Miss, 2003
3	Tulane, 2002
3	Louisville, 2000
3	Louisville, 1999
3	Southern Miss, 1999
3	East Carolina, 1997

FUMBLES RECOVERED

GAME

6	TCU at Northwestern (9-7-02)
5	Houston vs. Rice (9-4-99)
5	Memphis vs. Cincinnati (10-17-98)
5	Louisville vs. Baylor (9-14-96)
4	16 tied with. Most Recently: Southern Miss vs. UCF, 10-15-05

SEASON

21	Cincinnati, 2002
21	Tulane, 2002
20	TCU, 2002
19	Southern Miss, 2005
19	Southern Miss, 2003

TACKLES FOR LOSS

SEASON

151	TCU, 2002 (547 yards)
145	Louisville, 1996 (742 yards)
123	TCU, 2003 (454 yards)
119	Tulane, 2002 (457 yards)
118	Southern Miss, 1999 (431 yards)

SACKS

GAME

11	Tulane vs. Florida A&M, 9-11-04
11	Southern Miss at Tulane, 10-3-98
11	Louisville vs. Memphis, 11-2-96
10	TCU vs. Tulane, 11-9-02
10	Louisville vs. Grambling, 9-9-00

SEASON

52	Southern Miss, 1998 (258 yards)
50	Louisville, 2000 (341 yards)
49	Tulane, 2002 (343 yards)
46	Louisville, 1996 (325 yards)
44	TCU, 2002 (335 yards)

SAFETIES

GAME

2	Memphis at Missouri (9-14-96)
1	23 tied with

SEASON

3	Southern Miss, 2002
2	SMU, 2005
2	Louisville, 2002
2	TCU, 2002
2	Memphis, 2001
2	UAB, 1999
2	Memphis, 1999
2	Memphis, 1996
2	Southern Miss, 1996

TEAM RECORDS

TOTAL DEFENSE

FEWEST PLAYS ALLOWED

GAME	Score
41	Cincinnati vs. Kent (9-4-99)
43	TCU vs. North Texas (9-8-01)
46	Cincinnati vs. Kansas (9-20-97)
47	Houston at North Carolina (10-16-99)
49	Tulane at SMU (9-24-05)
49	UAB vs. Middle Tennessee State (10-21-00)
49	Houston at UAB (9-25-99)

SEASON

707	TCU, 2001
716	Marshall, 2005
719	UAB, 2001
733	Cincinnati, 2004
736	Houston, 2004

FEWEST YARDS ALLOWED

GAME	Score
53	Cincinnati vs. Kansas (9-20-97)
60	Louisville vs. Grambling (9-9-00)
91	UAB vs. Louisiana-Lafayette (9-30-00)
109	Houston vs. La.-Lafayette (9-18-99)
115	TCU vs. Tulane (11-9-02)

SEASON

2,594	Louisville, 1996
2,883	TCU, 2002
2,925	UAB, 2001
2,954	Southern Miss, 2000
3,028	Memphis, 2000

FIRST DOWNS

FEWEST RUSHING ALLOWED

GAME	Score
1	UTEP at New Mexico State (9-3-05)
1	Cincinnati vs. Marshall (12-23-04)
1	TCU vs. Tulane (11-9-02)
1	TCU at Louisville (10-19-02)
1	Louisville at Army (9-21-02)
1	UAB at Houston (11-17-01)
1	UAB vs. Montana State (8-30-01)
1	Southern Miss vs. Tulane (9-6-99)
1	Cincinnati vs. Kansas (9-20-97)
1	Tulane at Louisville (10-11-97)
1	Southern Miss vs. Houston (11-15-97)
2	13 tied with

SEASON

46	TCU, 2002
51	UAB, 2001
52	Memphis, 2000
53	Cincinnati, 1997
59	Louisville, 1996

FEWEST PASSING ALLOWED

GAME	Score
0	Marshall at Memphis (11-26-05)
0	Houston vs. Army (10-3-98)
0	Tulane vs. Rice (9-13-97)
0	Tulane vs. Army (10-4-97)
1	Tulane vs. Navy (11-6-04)
1	TCU at North Texas (9-1-01)
1	Army vs. Navy (12-4-99)
1	East Carolina vs. Ohio (9-19-98)
1	Louisville vs. Cincinnati (10-26-96)

SEASON

76	Memphis, 1999
78	Memphis, 2000
80	Memphis, 1997
81	Southern Miss, 2000
82	Cincinnati, 1996

FEWEST TOTAL ALLOWED

GAME	Score
4	Cincinnati vs. Kansas (9-20-97)
6	Cincinnati vs. Kent (9-4-99)
7	Marshall vs. SMU (10-1-05)
7	TCU at North Texas (9-1-01)
7	Memphis vs. Mississippi State (9-2-00)
7	Louisville vs. Cincinnati (10-26-96)

SEASON

160	TCU, 2002
164	Southern Miss, 2000
167	Louisville, 1996
168	Memphis, 2000
171	UAB, 2001

FEWEST RUSHES ALLOWED

GAME	Score
16	Memphis at East Carolina, 10-22-05 (68 yards)
16	Tulsa at Southern Miss, 10-8-05 (37 yards)
16	UCF vs. Marshall, 9-24-05 (11 yards)
16	UAB vs. Hawaii, 12-24-04 (84 yards)
16	UAB at Houston, 11-17-01 (-6 yards)
17	UAB vs. Montana State, 8-30-01 (-1 yards)
17	Houston at LSU, 11-3-99 (31 yards)
17	Southern Miss vs. Houston, 11-15-97 (5 yards)
17	Houston at Louisville, 10-25-97 (64 yards)

SEASON

333	UAB, 2001 (630 yards)
337	Cincinnati, 1997 (921 yards)
346	Memphis, 2000 (800 yards)
367	Southern Miss, 1997 (1,184 yards)
376	TCU, 2001 (1,032 yards)

FEWEST YARDS PER RUSH

GAME	Score
-2.30	TCU at Tulane, 11-9-02 (23 for -53)
-2.00	Cincinnati vs. Kansas, 9-20-97 (23 for -46)
-1.88	TCU vs. Louisville, 11-23-01 (25 for -47)
-1.51	Louisville vs. Grambling, 9-9-00 (37 for -56)
-1.45	UCF vs. Marshall, 9-24-05 (16 for -11)

SEASON

1.89	UAB, 2001 (333 for 630)
1.98	TCU, 2002 (393 for 778)
2.04	Louisville, 1996 (437 for 892)
2.22	Louisville, 2000 (395 for 879)
2.31	Memphis, 2000 (346 for 800)

FEWEST PASSES ALLOWED

GAME	Score
3	Tulane at Navy, 11-5-05 (1 completion)
3	Tulane vs. Navy, 11-13-99 (2 completions)
3	Houston vs. Army, 10-10-98 (1 completion)
3	East Carolina at Ohio, 9-19-98 (1 completion)
3	Tulane vs. Rice, 9-13-97 (2 completions)
5	Army vs. Navy, 12-7-02 (4 completions)
5	Army vs. Navy, 12-4-99 (3 completions)

SEASON

259	Tulane, 1999 (145 completions)
262	Tulane, 1996 (158 completions)
265	UAB, 2001 (128 completions)
267	Marshall, 2005 (150 completions)
273	East Carolina, 2004 (164 completions)

FEWEST COMPLETIONS

GAME	Score
1	Marshall at Memphis, 11-26-05 (8 attempts)
1	Tulane at Navy, 11-5-05 (3 attempts)
1	Houston vs. Army, 10-10-98 (3 attempts)
1	East Carolina at Ohio, 9-19-98 (3 attempts)
2	Tulane vs. Navy, 11-13-99 (3 attempts)
2	Tulane vs. Rice, 9-13-97 (3 attempts)
3	five tied with

SEASON

128	UAB, 2001 (265 attempts)
131	Cincinnati, 1996 (311 attempts)
145	Tulane, 1999 (259 attempts)
150	Marshall, 2005 (267 attempts)
154	Houston, 1999 (329 attempts)

LOWEST COMPLETION PERCENTAGE

GAME (min. 10 att.)	Score
14.3	Louisville vs. USF, 10-22-04 (3 for 21)
20.0	Houston vs. Rice, 9-4-99 (3 for 15)
21.4	TCU vs. Colorado State, 12-31-02 (6 for 28)
23.5	Tulane vs. Navy, 11-6-04 (4 for 17)
25.0	TCU at North Texas, 9-1-01 (3 for 12)
25.0	Southern Miss vs. East Carolina, 11-24-00 (5 for 20)
25.0	Cincinnati vs. Kent, 9-4-99 (4 for 16)

SEASON

42.1	Cincinnati, 1996 (131 of 311)
46.8	Southern Miss, 2002 (177 of 378)
46.8	Houston, 1999 (154 of 329)
48.3	UAB, 2001 (128 of 265)
48.2	Louisville, 1996 (158 of 328)

SCORING DEFENSE

FEWEST TOUCHDOWNS

SEASON	Score
20	Memphis, 2000
20	Louisville, 1996
21	Southern Miss, 2001
21	Southern Miss, 2000
21	UAB, 2000
21	Southern Miss, 1999
21	Southern Miss, 1997

FEWEST POINTS

GAME	Score
0	Southern Miss (3) vs. UAB (0), 9-29-01
0	East Carolina (38) at Duke (0), 9-2-00
0	Louisville (52) vs. Grambling (0), 9-9-00
0	Memphis (28) vs. Louisiana-Monroe (0), 9-9-00
0	Southern Miss (21) at Alabama (0), 9-16-00
0	UAB (47) vs. Louisiana-Monroe (0), 10-2-99
0	Houston (45) vs. Louisiana-Lafayette (0), 9-18-99
0	Southern Miss (24) vs. Army (0), 10-16-99
0	Southern Miss (48) vs. Louisiana-Lafayette (0), 11-13-99
0	Tulane (41) vs. Army (0), 10-4-97
0	Tulane (56) vs. Southwestern La. (0), 11-1-97
0	Southern Miss (33) vs. Houston (0), 11-15-97
0	Southern Miss (16) vs. Memphis (0), 10-19-96
2	Louisville (7) vs. Colorado State (2), 10-4-01
2	UAB (47) vs. Louisiana-Lafayette (2), 9-30-00
3	nine tied with

SEASON

172	Southern Miss, 1999
182	Southern Miss, 2000
182	Memphis, 1999
186	Southern Miss, 2001
192	UAB, 2000



CAREER RECORDS

TOTAL OFFENSE

PLAYS

1,836	Chris Redman, Louisville, 1996-99 (12,129 yards)
1,791	Gino Guidugli, Cincinnati, 2001-04 (11,661 yards)
1,748	Danny Wimprine, Memphis, 2001-04 (10,634 yards)
1,685	David Garrard, East Carolina, 1998-01 (10,238 yards)
1,533	Jason McKinley, Houston, 1997-00 (8,277 yards)
1,507	Patrick Ramsey, Tulane, 1998-01 (9,077 yards)
1,506	Dave Ragone, Louisville, 1999-02 (9,161 yards)
1,501	Darrell Hackney, UAB, 2002-05 (9,978 yards)
1,493	Kevin Kolb, Houston, 2003-05 (9,752 yards)
1,314	Dustin Almond, Southern Miss, 2002-05 (7,593 yards)
1,270	Jeff Kelly, Southern Miss, 1998-01 (7,118 yards)
1,224	J.P. Losman, Tulane, 2000-03 (6,995 yards)

YARDS GAINED

12,129	Chris Redman, Louisville, 1996-99 (12,541 pass, - 412 rush)
11,661	Gino Guidugli, Cincinnati, 2001-04 (11,453 pass, 208 rush)
10,634	Danny Wimprine, Memphis, 2001-04 (10,215 yards, 419 rush)
10,238	David Garrard, East Carolina, 1998-01 (9,029 pass, 1,209)
9,978	Darrell Hackney, UAB, 2002-05 (9,886 pass, 92 rush)
9,752	Kevin Kolb, Houston, 2003-05 (9,155 pass, 597 rush)
9,161	Dave Ragone, Louisville, 1999-02 (8,596 pass, 565 rush)
9,007	Patrick Ramsey, Tulane, 1998-01 (9,205 pass, -218 rush)
8,432	Shaun King, Tulane, 1996-98 (1,059 rush, 7,373 pass)
8,277	Jason McKinley, Houston, 1997-00 (8,694 pass, -417 rush)
7,593	Dustin Almond, Southern Miss, 2002-05 (7,342 pass, 249 rush)
7,118	Jeff Kelly, Southern Miss, 1998-01 (7,095 pass, 23 rush)
6,995	J.P. Losman, Tulane, 2000-03 (6,754 pass, 251 rush)
6,749	DeAngelo Williams, Memphis, 2002-05 (6,026 rush, 723 rec.)
6,609	Stefan Lefors, Louisville, 2003-04 (5,843 pass, 766 rush)

TD RESPONSIBILITY

93	Danny Wimprine, Memphis, 2001-04 (81 pass, 12 rush)
87	Chris Redman, Louisville, 1996-99 (84 pass, 3 rush)
84	Shaun King, Tulane, 1996-98 (68 pass, 16 rush)
83	Gino Guidugli, Cincinnati, 2001-04 (78 pass, 5 rush)
83	Dave Ragone, Louisville, 1999-02 (74 pass, 9 rush)
81	David Garrard, East Carolina, 1998-01 (60 pass, 21 rush)
77	Darrell Hackney, UAB, 2002-05 (71 pass, 6 rush)
73	Patrick Ramsey, Tulane, 1998-01 (73 pass)
72	Kevin Kolb, Houston, 2003-05 (55 pass, 17 rush)
70	J.P. Losman, Tulane, 2000-03 (60 pass, 10 rush)
64	Dustin Almond, Southern Miss, 2002-05 (51 pass, 13 rush)
60	Jeff Kelly, Southern Miss, 1999-01 (51 pass, 9 rush)
55	DeAngelo Williams, Memphis, 2003-05 (55 rush)
52	Lee Roberts, Southern Miss, 1996-98 (52 pass)
47	Jason McKinley, Houston, 1997-99 (52 pass)

RUSHING

ATTEMPTS

969	DeAngelo Williams, Memphis, 2002-05 (6,026 yards)
909	Mewelde Moore, Tulane, 2000-03 (4,264 yards)
777	DeMarco McCleskey, Cincinnati, 98, 00-02 (3,487 yards)
768	Derrick Nix, Southern Miss, 1998-00, 02 (3,584 yards)
743	Ketric Sanford, Houston, 1996-99 (3,636 yards)
618	Joffrey Reynolds, Houston, 1999-02 (2,947 yards)
564	Carlton Jones, Army, 2002-04 (2,512 yards)
561	Robert Cooper, Cincinnati, 1996-99 (2,786 yards)
519	Leonard Henry, East Carolina, 1998-01 (3,089 yards)
516	David Garrard, East Carolina, 1998-01 (1,209 yards)
499	Gerard Arnold, Memphis, 1997-99 (2,378 yards)
463	Jamile Wilson, East Carolina, 1997-00 (2,131 yards)
454	Richard Hall, Cincinnati, 2001-04 (2,053 yards)
452	Anthony Evans, Houston, 2002-05 (2,295 yards)
451	Lonta Hobbs, TCU, 2002-04 (2,335 yards)

YARDS GAINED

6,026	DeAngelo Williams, Memphis, 2002-05 (969 attempts)
4,364	Mewelde Moore, Tulane, 2000-03 (909 attempts)
3,636	Ketric Sanford, Houston, 1996-99 (743 attempts)
3,584	Derrick Nix, Southern Miss, 1998-00, 02 (768 attempts)
3,487	DeMarco McCleskey, Cincinnati, 1998, 00-02 (777 attempts)
3,089	Leonard Henry, East Carolina, 1998-01 (519 attempts)
2,947	Joffrey Reynolds, Houston, 1999-02 (618 attempts)

2,786	Robert Cooper, Cincinnati, 1996-99 (561 attempts)
2,512	Carlton Jones, Army, 2002-04 (564 attempts)
2,390	Derrick Nix, Southern Miss, 1998-99 (549 attempts)
2,378	Gerard Arnold, Memphis, 1997-99 (499 attempts)
2,335	Lonta Hobbs, TCU, 2002-04 (451 attempts)
2,295	Anthony Evans, Houston, 2003-05 (452 attempts)
2,275	Michael Wallace, Army, 1998-00 (404 attempts)
2,183	Frank Moreau, Louisville, 1996-99 (403 attempts)

RUSHING TOUCHDOWNS

55	DeAngelo Williams, Memphis, 2002-05
37	DeMarco McCleskey, Cincinnati, 1998, 00-02
31	Lonta Hobbs, TCU, 2002-04
30	Eric Shelton, Louisville, 2003-04
30	Derrick Nix, Southern Miss, 1998-00, 02
29	Leonard Henry, East Carolina, 1998-01
28	Ketric Sanford, Houston, 1996-99
27	Carlton Jones, Army, 2002-04
25	Dewayne Woods, Southern Miss, 1998-01
25	Frank Moreau, Louisville, 1996-99
24	Harold Shaw, Southern Miss, 1996-97
23	Joffrey Reynolds, Houston, 1999-02
23	Michael Wallace, Army, 1998-00
21	Mewelde Moore, Tulane, 2000-03
21	David Garrard, East Carolina, 1998-01

PASSING

ATTEMPTS

1,679	Chris Redman, Louisville, 1996-99 (1,031 comp., 12,541 yards)
1,556	Gino Guidugli, Cincinnati, 2001-04 (880 comp., 11,453 yards)
1,469	Danny Wimprine, Memphis, 2001-04 (583 comp., 7,323 yards)
1,388	Jason McKinley, Houston, 1997-00 (786 comp., 8,694 yards)
1,355	Patrick Ramsey, Tulane, 1998-01 (798 comp., 9,205 yards)
1,246	Darrell Hackney, UAB, 2002-05 (694 comp., 9,886 yards)
1,180	Dave Ragone, Louisville, 1999-02 (685 comp., 8,596 yards)
1,169	David Garrard, East Carolina, 1998-01 (666 comp., 9,029 yards)
1,133	Kevin Kolb, Houston, 2003-05 (672 comp., 9,155 yards)
1,052	Dustin Almond, Southern Miss, 2002-05 (538 comp., 7,342 yards)
987	J.P. Losman, Tulane, 2000-03 (570 comp., 6,754 yards)
975	Jeff Kelly, Southern Miss, 1999-01 (571 comp., 7,095 yards)
964	Shaun King, Tulane, 1996-98 (554 comp., 7,373 yards)
922	Deontey Kenner, Cincinnati, 1997-00 (498 comp., 6,278 yards)
885	Zac Dahman, Army, 2002-04 (464 comp., 5,040 yards)

COMPLETIONS

1,031	Chris Redman, Louisville, 1996-99 (1,679 att., 12,541 yards)
880	Gino Guidugli, Cincinnati, 2001-04 (1,556 att., 11,661 yards)
808	Danny Wimprine, Memphis, 2001-04 (1,469 att., 10,215 yards)
798	Patrick Ramsey, Tulane, 1998-01 (1,355 att., 9,205 yards)
786	Jason McKinley, Houston, 1997-00 (1,388 att., 8,694 yards)
694	Darrell Hackney, UAB, 2002-05 (1,246 att., 9,886 yards)
685	Dave Ragone, Louisville, 1999-02 (1,180 att., 8,596 yards)
672	Kevin Kolb, Houston, 2003-05 (1,133 att., 9,155 yards)
666	David Garrard, East Carolina, 1998-00 (1,169 att., 9,209 yards)
571	Jeff Kelly, Southern Miss, 1998-01 (975 att., 7,095 yards)
570	J.P. Losman, Tulane, 2000-03 (987 att., 6,754 yards)
554	Shaun King, Tulane, 1996-98 (964 att., 7,373 yards)
538	Dustin Almond, Southern Miss, 2002-05 (1,052 att., 7,342 yards)
498	Deontey Kenner, Cincinnati, 1997-00 (922 att., 6,278 yards)

COMPLETION PERCENTAGE

66.0	Stefan Lefors, Louisville, 2004 (418 of 630)
63.0	Chuck Clements, Houston, 1996 (223 of 354)
61.4	Chris Redman, Louisville, 1996-99 (1,031 of 1,679)
60.1	Dave Ragone, Louisville, 1999-01 (448 of 739)
60.1	Curtis Zevic, Army, 2000-01 (101 of 168)
59.5	Desmond Robinson, East Carolina, 2001-04 (169 of 284)
59.4	Jordan Palmer, UTEP, 2005 (258 of 434)
59.3	Kevin Kolb, Houston, 2003-05 (672 of 1,133)
58.9	Patrick Ramsey, Tulane, 1998-01 (798 of 1,355)
58.5	Jeff Kelly, Southern Miss, 1998-01 (571 of 975)
58.3	Tye Gunn, TCU, 2002-04 (189 of 324)
58.1	Dave Ragone, Louisville, 1999-02 (685 of 1,180)
57.9	Sean Stillely, TCU, 2001-02 (162 of 280)
57.7	J.P. Losman, Tulane, 2000-03 (570 of 987)
57.5	James Pinkney, East Carolina, 2003-05 (455 of 792)
57.5	Shaun King, Tulane, 1996-98 (554 of 964)

PASSING YARDS

12,541	Chris Redman, Louisville, 1996-99 (1,031 of 1,679)
11,453	Gino Guidugli, Cincinnati, 2001-04 (880 of 1,556)
10,215	Danny Wimprine, Memphis, 2001-04 (808 of 1,469)
9,886	Darrell Hackney, UAB, 2002-05 (694 of 1,246)
9,205	Patrick Ramsey, Tulane, 1998-01 (798 of 1,355)
9,155	Kevin Kolb, Houston, 2003-05 (672 of 1,133)
9,029	David Garrard, East Carolina, 1998-01 (666 of 1,169)
8,694	Jason McKinley, Houston, 1997-00 (786 of 1,388)
8,596	Dave Ragone, Louisville, 1999-02 (685 of 1,180)
7,373	Shaun King, Tulane, 1996-98 (554 of 964)
7,342	Dustin Almond, Southern Miss, 2002-05 (538 of 1,052)
7,095	Jeff Kelly, Southern Miss, 1998-01 (571 of 975)
6,754	J.P. Losman, Tulane, 2000-03 (570 of 987)
6,278	Deontey Kenner, Cincinnati, 1997-00 (498 of 922)

TOUCHDOWN PASSES

84	Chris Redman, Louisville, 1996-99
81	Danny Wimprine, Memphis, 2001-04
78	Gino Guidugli, Cincinnati, 2001-04
74	Dave Ragone, Louisville, 1999-02
72	Patrick Ramsey, Tulane, 1998-01
71	Darrell Hackney, UAB, 2002-05
68	Shaun King, Tulane, 1996-98
60	J.P. Losman, Tulane, 2000-03
60	David Garrard, East Carolina, 1998-01
55	Kevin Kolb, Houston, 2003-05
52	Lee Roberts, Southern Miss, 1996-98
51	Dustin Almond, Southern Miss, 2002-05
51	Jeff Kelly, Southern Miss, 1998-01
46	Jason McKinley, Houston, 1997-00

INTERCEPTIONS THROWN

51	Patrick Ramsey, Tulane, 1998-01
51	Chris Redman, Louisville, 1996-99
49	Danny Wimprine, Memphis, 2001-04
48	Gino Guidugli, Cincinnati, 2001-04
47	Jason McKinley, Houston, 1997-00
39	David Garrard, East Carolina, 1998-01
37	Deontey Kenner, Cincinnati, 1997-00
35	Zac Dahman, Army, 2002-04
33	Darrell Hackney, UAB, 2002-05
32	Jeff Kelly, Southern Miss, 1998-01
29	Dave Ragone, Louisville, 1999-02
28	Dustin Almond, Southern Miss, 2002-05
27	Kevin Kolb, Houston, 2003-05
25	James Pinkney, East Carolina, 2003-05

LOWEST PERCENTAGE OF INTERCEPTIONS (min. 2 years)

2.06	Stefan Lefors, Louisville, 2003-04 (13 on 630)
2.38	Kevin Kolb, Houston, 2003-05 (27 on 1,133)
2.43	Dustin Almond, Southern Miss, 2002-04 (16 on 658)
2.44	Darrell Hackney, UAB, 2002-04 (21 on 860)
2.47	Tye Gunn, TCU, 2002-04 (8 on 324)
2.50	Dave Ragone, Louisville, 1999-02 (29 on 1,180)
2.64	Darrell Hackney, UAB, 2002-05 (33 on 1,246)
2.66	Dustin Almond, Southern Miss, 2002-05 (28 on 1,052)
2.73	J.P. Losman, Tulane, 2000-03 (27 on 987)
2.73	Jeff Aaron, UAB, 2000-01 (9 on 330)
2.80	Shaun King, Tulane, 1996-98 (27 on 964)

RECEIVING

CATCHES

300	Arnold Jackson, Louisville, 1997-00 (3,670 yards)
236	Jaluan Dawson, Tulane, 1996-98 (3,048 yards)
222	Orlando Iglesias, Houston, 1997-01 (2,810 yards)
217	Ibn Green, Louisville, 1996-99 (2,830 yards)
215	Roydell Williams, Tulane, 2000-04 (3,207 yards)
204	LaDaris Vann, Cincinnati, 1999-02 (2,583 yards)
193	Sherrod Gideon, Southern Miss, 1996-99 (3,115 yards)
192	Vincent Marshall, Houston, 2003-05 (2,791 yards)
189	Mewelde Moore, Tulane, 2000-03 (2,059 yards)
186	J.R. Russell, Louisville, 2001-04 (2,619 yards)
170	Adrian Burnette, Tulane, 1997-00 (2,459 yards)
166	Terrell Harris, Tulane, 1998-01 (1,634 yards)

CAREER RECORDS

163	Roddy White, UAB, 2001-04 (3,112 yards)
149	Todd Pinkston, Southern Miss, 1996-99 (2,366 yards)
147	Damien Dodson, Memphis, 1996-99 (2,096 yards)

YARDS GAINED

3,670	Arnold Jackson, Louisville, 1997-00 (300 catches)
3,207	Roydell Williams, Tulane, 2001-04 (215 catches)
3,115	Sherrod Gideon, Southern Miss, 1996-99 (193 catches)
3,112	Roddy White, UAB, 2001-04 (163 catches)
3,048	Jaluan Dawson, Tulane, 1996-98 (236 catches)
2,873	Brandon Middleton, Houston, 1999-03 (137 catches)
2,830	Ibn Green, Louisville, 1996-99 (217 catches)
2,810	Orlando Iglesias, Houston, 1997-01 (222 catches)
2,791	Vincent Marshall, Houston, 2003-05 (192 catches)
2,619	J.R. Russell, Louisville, 2001-04 (186 catches)
2,583	LaDaris Vann, Cincinnati, 1999-02 (204 catches)
2,459	Adrian Burnette, Tulane, 1997-00 (170 catches)
2,366	Todd Pinkston, Southern Miss, 1996-99 (149 catches)
2,204	Deion Branch, Louisville, 2000-01 (143 catches)
2,096	Damien Dodson, Memphis, 1996-99 (147 catches)

TOUCHDOWN CATCHES

35	Roydell Williams, Tulane, 2001-04
33	Ibn Green, Louisville, 1996-99
31	Jaluan Dawson, Tulane, 1996-98
31	Arnold Jackson, Louisville, 1997-00
30	Sherrod Gideon, Southern Miss, 1996-99
26	Roddy White, UAB, 2001-04
24	Brandon Middleton, Houston, 1999-03
24	Adrian Burnette, Tulane, 1997-00
22	Todd Pinkston, Southern Miss, 1996-99
19	Tavares Gideon, Memphis, 2002, 04
19	J.R. Russell, Louisville, 2001-04
18	Vincent Marshall, Houston, 2003-05

ALL-PURPOSE YARDAGE

CAREER

7,573	DeAngelo Williams, Memphis, 2002-05
6,505	Mewelde Moore, Tulane, 2000-03
5,817	Ketric Sanford, Houston, 1996-99
4,915	Arnold Jackson, Louisville, 1997-00
4,459	Zek Parker, Louisville, 1998-01
4,005	Derrick Nix, Southern Miss, 1998-00, 02
3,884	Sherrod Gideon, Southern Miss, 1996-99
3,674	Joffrey Reynolds, Houston, 1999-02
3,542	Robert Cooper, Cincinnati, 1996-99
3,518	Leonard Henry, East Carolina, 1998-01
3,412	Omar Thompson, Army, 1998-01
3,399	DeMarco McCleskey, Cincinnati, 1998, 00-02
3,379	Jaluan Dawson, Tulane, 1996-99
3,354	Vincent Marshall, Houston, 2003-05
3,267	Cory Rodgers, TCU, 2003-04

SCORING

MOST POINTS

369	Stephen Gostkowski, Memphis, 2002-05 (70 FG, 159 PAT)
362	DeAngelo Williams, Memphis, 2002-05 (60 TD, 1 2PT)
333	Seth Marler, Tulane, 1999-02 (66 FG, 135 PAT)
316	Jonathan Ruffin, Cincinnati, 1999-02 (62 FG, 129 PAT)
299	Nick Browne, TCU, 2001-03 (65 FG, 104 PAT)
288	Nick Hayes, UAB, 2001-04 (57 FG, 117 PAT)
287	Kevin Miller, East Carolina, 1999-02 (52 FG, 131 PAT)
255	Darren McCaleb, Southern Miss, 2003-05 (64 FG, 96 PAT)
248	Brad Palazzo, Tulane, 1996-98 (48 FG, 128 PAT)
246	Ryan White, Memphis, 1998-01 (49 FG, 110 PAT)
246	DeMarco McCleskey, Cincinnati, 1998, 00-02 (41 TD)
226	Dustin Bell, Houston, 2001-04 (39 FG, 109 PAT)
220	Mewelde Moore, Tulane, 2000-03 (36 TD, 2 2PT)
204	Lonta Hobbs, TCU, 2002-04 (34 TD)
198	Ibn Green, Louisville, 1996-99 (33 TD)

MOST TOUCHDOWNS

60	DeAngelo Williams, Memphis, 2002-05
41	DeMarco McCleskey, Cincinnati, 1998, 00-02
36	Mewelde Moore, Tulane, 2000-03
34	Lonta Hobbs, TCU, 2002-04

33	Ibn Green, Louisville, 1996-99
32	Derrick Nix, Southern Miss, 1998-00, 02
32	Leonard Henry, East Carolina, 1998-01
31	Dewayne Woods, Southern Miss, 1998-01
31	Jaluan Dawson, Tulane, 1996-99
30	Sherrod Gideon, Southern Miss, 1996-99
30	Eric Shelton, Louisville, 2001-04
29	Ketric Sanford, Houston, 1996-99
29	Carlton Jones, Army, 2002-04
27	Arnold Jackson, Louisville, 1997-99
26	Roddy White, UAB, 2001-04
26	Joffrey Reynolds, Houston, 1999-02

KICKING

FIELD GOAL ATTEMPTS

92	Stephen Gostkowski, Memphis, 2002-05 (70 made)
91	Seth Marler, Tulane, 1999-02 (66 made)
83	Nick Browne, TCU, 2001-03 (65 made)
79	Jonathan Ruffin, Cincinnati, 1999-02 (62 made)
74	Nick Hayes, UAB, 2001-04 (57 made)
71	Kevin Miller, East Carolina, 1998-02 (52 made)
67	Ryan White, Memphis, 1998-01 (49 made)
66	Brad Palazzo, Tulane, 1996-98 (48 made)
64	Darren McCaleb, Southern Miss, 2003-05 (53 made)
64	Nate Smith, Louisville, 2000-03 (44 made)
55	Dustin Bell, Houston, 2001-04 (39 made)
52	Brant Hanna, Southern Miss, 1998-01 (33 made)
42	Mike Clark, Houston, 1999-00 (24 made)
37	Eric Richards, Cincinnati, 1996-97 (25 made)
36	Sebastian Villareal, Houston, 1996-97 (27 made)

FIELD GOALS MADE

70	Stephen Gostkowski, Memphis, 2002-05 (92 att)
66	Seth Marler, Tulane, 1999-02 (91 att)
65	Nick Browne, TCU, 2001-03 (83 att)
62	Jonathan Ruffin, Cincinnati, 1998-02 (79 att)
57	Nick Hayes, UAB, 2001-04 (74 att)
53	Darren McCaleb, Southern Miss, 2003-05 (64 att)
52	Kevin Miller, East Carolina, 1998-02 (71 att)
49	Ryan White, Memphis, 1998-01 (67 att)
48	Brad Palazzo, Tulane, 1996-98 (66 att)
44	Nate Smith, Louisville, 2000-03 (64 att)
39	Dustin Bell, Houston, 2001-04 (55 att)
37	Brant Hanna, Southern Miss, 1998-01 (52 att)
33	Sebastian Villareal, Houston, 1996-97 (36 att)
25	Eric Richards, Cincinnati, 1996-97 (37 att)
24	Mike Clark, Houston, 1999-00 (42 att)

FIELD GOAL PERCENTAGE

82.9	Ryan White, Memphis, 1998-99 (29 of 35)
82.8	Darren McCaleb, Southern Miss, 2003-05 (53 of 64)
78.5	Jonathan Ruffin, Cincinnati, 1999-02 (62 of 79)
78.3	Nick Browne, TCU, 2001-03 (65 of 83)
77.0	Nick Hayes, UAB, 2001-04 (57 of 74)
76.5	Brad Palazzo, Tulane, 1996-98 (48 of 66)
76.1	Stephen Gostkowski, Memphis, 2002-05 (70 of 92)
75.0	Sebastian Villareal, Houston, 1996-97 (27 of 36)
73.2	Kevin Miller, East Carolina, 1999-02 (52 of 71)
73.1	Ryan White, Memphis, 1998-01 (49 of 67)
72.5	Seth Marler, Tulane, 1999-02 (66 of 91)
72.0	Nate Smith, Louisville, 2000-01 (18 of 25)
71.9	Tim Hardaway, Southern Miss, 1997-98 (23 of 32)
70.9	Dustin Bell, Houston, 2001-04 (39 of 55)
68.2	Nate Smith, Louisville, 2000-02 (30 of 44)

PAT KICKS ATTEMPTED

165	Stephen Gostkowski, Memphis, 2002-05 (159 made)
147	Nate Smith, Louisville, 2000-03 (143 made)
143	Seth Marler, Tulane, 1998-02 (135 made)
136	Kevin Miller, East Carolina, 1999-02 (131 made)
134	Jonathan Ruffin, Cincinnati, 1999-02 (129 made)
129	Brad Palazzo, Tulane, 1996-98 (128 made)
121	Nick Hayes, UAB, 2001-04 (117 made)
121	Jon Hilbert, Louisville, 1996-99 (114 made)
115	Dustin Bell, Houston, 2001-04 (109 made)
110	Ryan White, Memphis, 1998-01 (110 made)
107	Nick Browne, TCU, 2001-03 (104 made)

102	Darren McCaleb, Southern Miss, 2003-05 (96 made)
96	Brant Hanna, Southern Miss, 1998-01 (92 made)
77	Art Carmody, Louisville, 2004 (77 made)
70	Brant Hanna, Southern Miss, 1998-00 (66 made)
70	Tim Hardaway, Southern Miss, 1997-98 (67 made)

PAT KICKS MADE

159	Stephen Gostkowski, Memphis, 2002-05 (165 att)
143	Nate Smith, Louisville, 2000-03 (147 att)
135	Seth Marler, Tulane, 1999-02 (143 att)
131	Kevin Miller, East Carolina, 1999-02 (136 att)
129	Jonathan Ruffin, Cincinnati, 1999-02 (134 att)
128	Brad Palazzo, Tulane, 1996-98 (129 att)
117	Nick Hayes, UAB, 2001-04 (121 att)
114	Jon Hilbert, Louisville, 1996-99 (121 att)
110	Ryan White, Memphis, 1998-01 (110 att)
109	Dustin Bell, Houston, 2001-04 (115 att)
104	Nick Browne, TCU, 2001-03 (107 att)
96	Darren McCaleb, Southern Miss, 2003-05 (102 att)
92	Brant Hanna, Southern Miss, 1998-01 (96 att)
77	Art Carmody, Louisville, 2001-04 (77 att)
67	Tim Hardaway, Southern Miss, 1997-98 (70 att)

PAT KICKS PERCENTAGE

100.0	Art Carmody, Louisville, 2004 (77 of 77)
100.0	Ryan White, Memphis, 1998-01 (110 of 110)
100.0	Parker Mullins, UAB, 2003-05 (37 of 37)
100.0	Wade Tydacka, Louisville, 2000 (31 of 31)
100.0	Robert Lee, East Carolina, 2003-05 (30 of 30)
99.2	Brad Palazzo, Tulane, 1996-98 (128 of 129)
98.1	Eric Richards, Cincinnati, 1996-97 (52 of 53)
97.2	Nick Browne, TCU, 2001-03 (104 of 107)
97.2	Nate Smith, Louisville, 2000-03 (143 of 147)
97.1	Nick Beucher, Tulane, 2004 (33 of 34)
96.7	Nick Hayes, UAB, 2001-04 (117 of 121)
96.7	Dustin Bell, Houston, 2001-03 (88 of 91)
96.6	Sebastian Villareal, Houston, 1996-97 (57 of 59)
96.6	Mike Waddell, Houston, 1998 (28 of 29)
96.4	Stephen Gostkowski, Memphis, 2002-05 (159 of 165)

POINTS SCORED BY KICKING

369	Stephen Gostkowski, Memphis, 2002-05 (70 FG, 159 PAT)
333	Seth Marler, Tulane, 1999-02 (66 FG, 135 PAT)
316	Jonathan Ruffin, Cincinnati, 1999-02 (62 FG, 129 PAT)
299	Nick Browne, TCU, 2001-03 (65 FG, 104 PAT)
288	Nick Hayes, UAB, 2001-04 (57 FG, 117 PAT)
287	Kevin Miller, East Carolina, 1999-02 (52 FG, 131 PAT)
275	Nate Smith, Louisville, 2000-03 (44 FG, 143 PAT)
255	Darren McCaleb, Southern Miss, 2003-05 (53 FG, 96 PAT)
255	Brad Palazzo, Tulane, 1996-98 (48 FG, 128 PAT)
248	Ryan White, Memphis, 1998-01 (49 FG, 110 PAT)
226	Dustin Bell, Houston, 2001-04 (39 FG, 109 PAT)
191	Brant Hanna, Southern Miss, 1998-01 (33 FG, 92 PAT)
180	Jon Hilbert, Louisville, 1996-99 (22 FG, 114 PAT)
173	Rhett Gallego, UAB, 1998-01 (37 FG, 62 PAT)
138	Sebastian Villareal, Houston, 1996-97 (27 FG, 57 PAT)

PUNTING

MOST PUNTS

223	Mark Haulman, Southern Miss, 1999-02 (9,308 yards for 41.7)
214	Adam Wulfeck, Cincinnati, 1998-01 (9,008 yards for 42.1 avg)
199	Luke Johnson, Southern Miss, 2003-05 (8,503 yards for 42.7 avg)
190	Ross Stewart, UAB, 1999-02 (7,900 yards for 41.6 avg)
186	Ryan Dougherty, East Carolina, 2003-05 (7,886 yards for 42.4 avg)
186	Jeremy Borseth, Louisville, 1996-98 (7,454 yards for 40.1 avg)
182	Jimmy McClary, Houston, 2001-03 (7,208 yards for 39.6 avg)
178	Casey Rousell, Tulane, 1999-01 (7,192 for 43.8)
177	Parker Mullins, UAB, 2003-05 (7,120 yards for 40.2 avg)
177	Parker Mullins, UAB, 2003-05 (7,120 yards for 40.2 avg)
176	Andrew Bayes, East Carolina, 1997-99 (7,822 yards for 44.4 avg)
174	Chet Ervin, Cincinnati, 2002-04 (6,814 for 39.2 avg)
170	Chris Beckman, Tulane, 2003-05 (6,214 for 42.4 avg)
165	John Purser, Southern Miss, 1996-99 (6,812 yards for 41.3 avg)
145	Liam Brazier, TCU, 2003-04 (5,664 yards for 39.1 avg)



CAREER RECORDS

YARDS PUNTED

9,308	Mark Haulman, Southern Miss, 1999-02 (223 for 417 avg.)
9,008	Adam Wulfbeck, Cincinnati, 1998-00 (214 for 421 avg.)
8,503	Luke Johnson, Southern Miss, 2003-05 (199 for 42.7 avg.)
7,900	Ross Stewart, UAB, 1999-02 (190 for 41.6 avg.)
7,886	Ryan Dougherty, East Carolina, 2003-05 (186 for 42.4 avg.)
7,822	Andrew Bayes, East Carolina, 1997-99 (176 for 44.4 avg.)
7,792	Casey Roussel, Tulane, 1999-01 (178 for 43.8 avg.)
7,454	Jeremy Borseth, Louisville, 1996-98 (186 for 40.1 avg.)
7,214	Chris Beckman, Tulane, 2003-05 (170 for 42.4 avg.)
7,208	Jimmy McClary, Houston, 2001-03 (182 for 39.6 avg.)
7,120	Parker Mullins, UAB, 2003-05 (174 for 40.8 avg.)
6,814	Chet Ervin, Cincinnati, 2002-04 (174 for 39.2 avg.)
6,812	Jamie Purser, Southern Miss, 1996-99 (165 for 41.3 avg.)
6,006	Brad Hill, Tulane, 1996-98 (143 for 42.0 avg.)
5,664	John Brazziel, TCU, 2003-04 (145 for 39.1 avg.)

PUNTING AVERAGE

44.4	Andrew Bayes, East Carolina, 1997-99 (176 for 7,822)
44.1	Graham White, Army, 1998-99 (109 for 4,812)
43.8	Casey Roussel, Tulane, 1999-01 (178 for 7,792)
43.7	Jared Preston, East Carolina, 2001-02 (118 for 5,153)
42.9	Seth Marler, Tulane, 1999-02 (172 for 3,090)
42.7	Luke Johnson, Southern Miss, 2003-05 (199 for 8,503)
42.4	Chris Beckman, Tulane, 2003-05 (170 for 7,214)
42.4	Ryan Dougherty, East Carolina, 2003-05 (186 for 7,886)
42.1	Adam Wulfbeck, Cincinnati, 1998-01 (214 for 9,008)
42.0	Brad Hill, Tulane, 1996-98 (143 for 6,006)
41.8	Jim Cande, Memphis, 1998-99 (97 for 4,057)
41.7	Mark Haulman, Southern Miss, 1999-02 (223 for 9,308)
41.6	Ross Stewart, UAB, 1999-02 (190 for 7,900)
41.3	Jamie Purser, Southern Miss, 1996-99 (165 for 6,812)
41.1	Brandon Baker, USF, 2003-04 (131 for 5,382)

PUNT RETURNS

MOST RETURNS

100	Arnold Jackson, Louisville, 1997-00 (972 yards)
81	John Wilson, Tulane, 1997-00 (701 yards)
76	Ryan Johnson, Memphis, 1999-01 (784 yards)
69	Marvin Young, Southern Miss, 2001-04 (874 yards)
68	Darron White, Memphis, 2001-04 (648 yards)
68	Tinker Keck, Cincinnati, 1997-99 (804 yards)
57	Terrance Copper, East Carolina, 2000-03 (522 yards)
53	Keith Stokes, East Carolina, 1999-00 (820 yards)
50	Cory Rodgers, TCU, 2003-04 (535 yards)

YARDS RETURNED

972	Arnold Jackson, Louisville, 1997-00 (100 returns)
874	Marvin Young, Southern Miss, 2001-04 (69 returns)
820	Keith Stokes, East Carolina, 1999-00 (53 returns)
804	Tinker Keck, Cincinnati, 1997-99 (68 returns)
784	Ryan Johnson, Memphis, 1999-01 (76 returns)
701	John Wilson, Tulane, 1997-00 (81 returns)
648	Darron White, Memphis, 2001-04 (68 returns)
597	Lynaris Elpheage, Tulane, 2000-02 (48 returns)
535	Cory Rodgers, TCU, 2003-04 (50 returns)
522	Terrance Copper, East Carolina, 2000-03 (57 returns)
508	Damien Dorsey, Louisville, 1999-02 (33 returns)
462	Willie Quinnie, UAB, 2000-02 (42 returns)
458	Travis Williams, East Carolina, 2004-05 (34 returns)
410	Kenneth Johnson, Southern Miss, 2000-01 (37 returns)
404	Marcellus Harris, East Carolina, 1997-99 (38 returns)

YARDS PER RETURN

15.5	Keith Stokes, East Carolina, 1999-00 (53 for 820)
15.4	Damien Dorsey, Louisville, 1999-02 (33 for 508)
13.5	Travis Williams, East Carolina, 2004-05 (34 for 458)
12.7	Marvin Young, Southern Miss, 2001-04 (69 for 874)
12.4	Lynaris Elpheage, Tulane, 2000-02 (48 for 597)
11.8	Tinker Keck, Cincinnati, 1997-99 (68 for 804)
11.1	Fred Smith, Tulane, 2003-04 (33 for 367)
11.1	Kenneth Johnson, Southern Miss, 2000-01 (37 for 410)
11.0	Willie Quinnie, UAB, 2001-02 (42 for 462)
10.7	Cory Rodgers, TCU, 2003-04 (50 for 535)
10.6	Marcellus Harris, East Carolina, 1997-99 (38 for 404)

PUNT RETURN TDS

4	Tinker Keck, Cincinnati, 1997-99
2	Aris Comeaux, Army, 1999-02
2	Lynaris Elpheage, Tulane, 2000-02
2	Keith Stokes, East Carolina, 1999-00
2	Omar Thompson, Army, 1998-01
1	17 tied with

KICKOFF RETURNS

MOST RETURNS

103	Zek Parker, Louisville, 1998-01 (2,558 yards)
91	Broderick Clark, Louisville, 2002-04 (2,111 yards)
90	Jason Southall, UAB, 2001-04 (2,092 yards)
89	William White, Army, 2000-03 (2,035 yards)
88	John Eubanks, Southern Miss, 2002-05 (2,321 yards)
83	Omar Thompson, Army, 1998-01 (1,827 yards)
68	Ketric Sanford, Houston, 1996-99 (1,705 yards)
58	Chris Johnson, East Carolina, 2004-05 (1,224 yards)
57	Brandon Middleton, Houston, 1999-03 (1,200 yards)
56	John Wilson, Tulane, 1999-00 (1,130 yards)
55	Fred Smith, Tulane, 2003-05 (1,187 yards)

YARDS RETURNED

2,558	Zek Parker, Louisville, 1998-01 (103 returns)
2,321	John Eubanks, Southern Miss, 2002-05 (88 returns)
2,111	Broderick Clark, Louisville, 2002-04 (91 returns)
2,092	Jason Southall, UAB, 2001-04 (90 returns)
2,035	William White, Army, 2000-03 (89 returns)
1,827	Omar Thompson, Army, 1998-01 (83 returns)
1,705	Ketric Sanford, Houston, 1996-99 (68 returns)
1,232	Cory Rodgers, TCU, 2003-04 (54 returns)
1,224	Chris Johnson, East Carolina, 2004-05 (58 returns)
1,200	Brandon Middleton, Houston, 1999-03 (57 returns)
1,187	Fred Smith, Tulane, 2003-05 (55 returns)
1,130	John Wilson, Tulane, 1997-00 (56 returns)
1,118	Marvin Townes, East Carolina, 2001-04 (51 returns)
1,087	Keith Stokes, East Carolina, 1999-00 (51 returns)
1,085	Antoine Harden, Memphis, 2000-02 (53 returns)

YARDS PER RETURN

26.4	John Eubanks, Southern Miss, 2002-05 (60 for 1,643)
25.1	Ketric Sanford, Houston, 1996-99 (68 for 1,705)
24.8	Zek Parker, Louisville, 1998-01 (103 for 2,558)
24.1	Ricky Wilson, Houston, 2003-05 (41 for 990)
23.3	Reggie Lindsey, UAB, 2003-05 (36 for 839)
23.2	Jason Southall, UAB, 2001-04 (90 for 2,092)
23.2	Broderick Clark, Louisville, 2002-04 (91 for 2,111)
23.2	DeAngelo Williams, Memphis, 2002-03 (31 for 719)
23.2	Lynaris Elpheage, Tulane, 2000-02 (37 for 858)
22.9	William White, Army, 2000-03 (89 for 2,035)
22.8	Cory Rodgers, TCU, 2003-04 (54 for 1,232)
22.6	DeAngelo Williams, Memphis, 2002-04 (35 for 791)
21.1	Chris Johnson, East Carolina, 2003-05 (58 for 1,224)

KICKOFF RETURN TDS

3	Zek Parker, Louisville, 1998-99
2	John Eubanks, Southern Miss, 2002-04
2	Broderick Clark, Louisville, 2002-03
1	15 tied with

DEFENSE

INTERCEPTIONS

18	Anthony Floyd, Louisville, 1999-02 (227 yards)
14	Lynaris Elpheage, Tulane, 2000-02 (227 yards)
14	Rashad Holman, Louisville, 1997-00 (99 yards)
13	Glenn Sumter, Memphis, 1999-01 (144 yards)
12	Blue Adams, Cincinnati, 1998, 00-02 (177 yards)
11	Kerry Rhodes, Louisville, 2001-04 (116 yards)
11	Etric Pruitt, Southern Miss, 2000-03 (144 yards)
11	Jason Goss, TCU, 2001-02 (42 yards)
11	Leo Barnes, Southern Miss, 1997-00 (254 yards)

INT YARDS RETURNED

254	Leo Barnes, Southern Miss, 1997-00 (11 Int.)
227	Lynaris Elpheage, Tulane, 2000-02 (14 Int.)
227	Anthony Floyd, Louisville, 1999-02 (18 Int.)
191	Bud Herring, Louisville, 1997-99 (6 Int.)
177	Blue Adams, Cincinnati, 1998, 00-02 (12 Int.)
171	Shawn Ferguson, Cincinnati, 1996-98 (4 Int.)
170	Sean Lucas, Tulane, 2002-04 (7 Int.)
164	Alphonso Roundtree, Tulane, 1996-98 (6 Int.)
157	Zach Norton, Cincinnati, 2000-03 (9 Int.)
154	Jeff Sanchez, Tulane, 1999-02 (5 Int.)

INTERCEPTIONS RETURNED FOR TDS

4	Leo Barnes, Southern Miss, 1997-00
3	Shawn Ferguson, Cincinnati, 1997-99
2	Michael Boley, Southern Miss, 2001-04
2	Kerry Rhodes, Louisville, 2001-04
2	Brian Hill, Army, 2000-03
2	Blue Adams, Cincinnati, 1998, 00-02
2	Zach Norton, Cincinnati, 2000-03
2	Kelly Hardy, East Carolina, 1999-02
2	Dewayne White, Louisville, 2000-02
2	Lynaris Elpheage, Tulane, 2000-02
2	Sean Lucas, Tulane, 2002-03
2	Alphonso Roundtree, Tulane, 1996-98
2	Lyle Weaver, Army, 1998-00

TACKLES

526	Rod Davis, Southern Miss, 2000-03
460	Pernell Griffin, East Carolina, 1998-01
437	Anthony Cannon, Tulane, 2002-05
423	Michael Boley, Southern Miss, 2001-04
417	Kamal Shakir, Memphis, 1997-00
415	Chris Moore, East Carolina, 2002-05
405	Hank Milligan, Houston, 2000-02
383	T.J. Slaughter, Southern Miss, 1996-99
372	Zac Woodfin, UAB, 2001-04
372	Jeff Kerr, East Carolina, 1997-99
362	Etric Pruitt, Southern Miss, 2000-03
347	Hassan Champton, Cincinnati, 1996-98
346	Curry Burns, Louisville, 1999-02
346	Rashad Harris, Louisville, 1997-00
344	Jerry Phillips, Tulane, 1997-00

TACKLES FOR LOSS

61	Chris Moore, East Carolina, 2003-05
60.5	Rod Davis, Southern Miss, 2000-03
59.5	Michael Boley, Southern Miss, 2001-04
57	Wayne Rogers, Houston, 1997-00
56	Antwan Peek, Cincinnati, 1999-02
56	Bryan Thomas, UAB, 1998-01
56	Adalius Thomas, Southern Miss, 1996-99
55	LaMarcus McDonald, TCU, 2001-02
55	Dewayne White, Louisville, 2000-02
54	T.J. Slaughter, Southern Miss, 1996-99
48	Trent Cole, Cincinnati, 2002-04
48	Kenan Blackmon, Tulane, 1999-02
47	Cedric Scott, Southern Miss, 1997-00
44	Andre Frazier, Cincinnati, 2001-04

SACKS

37.5	Dewayne White, Louisville, 2000-02
34.5	Adalius Thomas, Southern Miss, 1996-99
31	Michael Josiah, Louisville, 1999-01
30	Bryan Thomas, UAB, 1999-01
28	Michael Boley, Southern Miss, 2001-04
28	Roderick Coleman, East Carolina, 1997-98
27	Antwan Peek, Cincinnati, 1999-02
27	Cedric Scott, Southern Miss, 1997-00
26	Bo Schobel, TCU, 2001-03
24.5	Marcus Jones, Louisville, 2001-04
23	Andre Frazier, Cincinnati, 2001-04
22.5	Kenan Blackmon, Tulane, 1999-02
21.5	Floyd Dorsey, Tulane, 1999-02
21	Tramont Lawless, Memphis, 1997-99
20	Marquis Bowling, Memphis, 1996-98

MISCELLANEOUS RECORDS

MOST WINS IN A SEASON

12	Tulane, 1998
11	Louisville, 2004
11	TCU, 2003
11	Louisville, 2001

MOST LOSSES IN A SEASON

13	Army, 2003
11	East Carolina, 2003
11	Army, 2002
11	Houston, 2001

LONGEST OVERALL WINNING STREAK

13	Tulane (Nov. 22, 1997-Sep. 6, 1999)
12	TCU (Nov. 30, 2002-Nov. 20, 2003)

LONGEST OVERALL LOSING STREAK

19	Army (Nov. 23, 2002-Oct. 9, 2004)
15	Houston (Oct. 28, 2000-Aug. 31, 2002)

LONGEST C-USA GAMES WINNING STREAK

14	Southern Miss (Oct. 10, 1998-Nov. 4, 2000)
13	Southern Miss (Nov. 30, 2002-Nov. 6, 2004)

LONGEST C-USA GAMES LOSING STREAK

14	Houston (Oct. 28, 2000-Oct. 19, 2002)
12	Army (Nov. 23, 2002-Oct. 9, 2004)

MOST IMPROVED WON-LOST RECORD

7	UCF (0-11 in 2004; 8-5 in 2005)
6	Louisville (1-10 in 1997; 7-5 in 1998)
55	Memphis (3-9 in 2002; 9-4 in 2003)

MOST PLAYED SERIES

83	Rice-SMU (SMU 45, Rice, 36, 1 tie)
56	USM-MEM (Southern Miss 36, Memphis 19, 1 tie)
32	HOU-Rice (Houston 23, Rice 9)
31	USM-ECU (Southern Miss 24, East Carolina 7)
31	TUL-HOU (Houston 16, Tulane 15)

LONGEST CURRENT SERIES WIN STREAK

6	UAB over Memphis (dating back to 2000)
6	Southern Miss over UAB (dating back to 2000)
5	Tulane over SMU (dating to 1992)
5	Southern Miss over East Carolina (dating back to 2001)

300-YARD PASSING GAMES

SEASON

8	Chris Redman, Louisville	1998
7	Chris Redman, Louisville	1999
7	Patrick Ramsey, Tulane	1999
6	Jordan Palmer, UTEP	2005
6	Patrick Ramsey, Tulane	2000
6	Shaun King, Tulane	1998
6	Chris Redman, Louisville	1997

CAREER

23	Chris Redman, Louisville	1996-99
16	Patrick Ramsey, Tulane	1998-01
15	Gino Guidugli, Cincinnati	2001-03
13	Danny Wimprine, Memphis	2001-04
11	Kevin Kolb, Houston	2003-05

100-YARD RUSHING GAMES

SEASON

10	DeAngelo Williams, Memphis	2005
10	DeAngelo Williams, Memphis	2004
10	DeAngelo Williams, Memphis	2003
8	Joffrey Reynolds, Houston	2002
7	Leonard Henry, East Carolina	2001
7	Mewelde Moore, Tulane	2001
7	Antowain Smith, Houston	1996

CAREER

34	DeAngelo Williams, MEM	2002-04
22	Mewelde Moore, Tulane	2000-03
15	Joffrey Reynolds, Houston	1999-02
14	Ketric Sanford, Houston	1996-99
13	Derrick Nix, Southern Miss	1998-02
12	DeMarco McCleskey, Cincinnati	1998-02
11	Leonard Henry, East Carolina	1998-01
11	Gerard Arnold, Memphis	1996-99

100-YARD RECEIVING GAMES

SEASON

8	Roddy White, UAB	2004
8	Brandon Middleton, Houston	2003
7	Arnold Jackson, Louisville	1998
6	Garrett Mills, Tulsa	2005
6	Brandon Marshall, UCF	2005
6	Vincent Marshall, Houston	2004
6	J.R. Russell, Louisville	2003
6	Adrian Burnette, Tulane	2000
6	Jaluan Dawson, Tulane	1999
6	P.J. Franklin, Tulane	1998

CAREER

15	Arnold Jackson, Louisville	1997-99
15	Jaluan Dawson, Tulane	1996-99
13	Roddy White, UAB	2001-04
13	Brandon Middleton, Houston	1999-03
12	Vincent Marshall, Houston	2003-05
12	Roydell Williams, Tulane	2000-04
12	Adrian Burnette, Tulane	1997-00
12	Sherrod Gideon, Southern Miss	1996-99

3,000-YARD PASSERS

4,042	Chris Redman, Louisville	1998
3,647	Chris Redman, Louisville	1999
3,543	Gino Guidugli, Cincinnati	2002
3,503	Jordan Palmer, UTEP	2005
3,410	Patrick Ramsey, Tulane	1999
3,258	Kevin Kolb, Houston	2005
3,180	Darrell Hackney, UAB	2005
3,174	Danny Wimprine, Memphis	2003
3,145	Stefan LeFors, Louisville	2003
3,131	Kevin Kolb, Houston	2003

1,000-YARD RUSHERS

1,964	DeAngelo Williams, Memphis	2005
1,948	DeAngelo Williams, Memphis	2004
1,545	Joffrey Reynolds, Houston	2002
1,432	Leonard Henry, East Carolina	2001
1,430	DeAngelo Williams, Memphis	2003
1,421	Mewelde Moore, Tulane	2001
1,357	Andre Hall, USF	2004
1,361	DeMarco McCleskey, Cincinnati	2002
1,289	Frank Moreau, Louisville	1999
1,269	Carlton Jones, Army	2004
1,245	Robert Cooper, Cincinnati	1999
1,239	Antowain Smith, Houston	1996
1,199	Ketric Sanford, Houston	1999
1,194	Derrick Nix, Southern Miss	2002
1,180	Derrick Nix, Southern Miss	1998
1,178	Kevin Smith, UCF	2005
1,157	Michael Wallace, Army	2000
1,149	Anthony Evans, Houston	2003
1,138	Mewelde Moore, Tulane	2002
1,134	Leroy Collins, Louisville	1998
1,128	Marvin Townes, East Carolina	2003
1,107	Robert Merrill, TCU	2003
1,059	Gerard Arnold, Memphis	1998
1,054	Derrick Nix, Southern Miss	1999
1,054	Ketric Sanford, Houston	1998
1,045	Harold Shaw, Southern Miss	1997
1,037	Ryan Gilbert, Houston	2005
1,029	Art Brown, East Carolina	2002
1,029	Lonta Hobbs, TCU	2002
1,012	Richard Hall, Cincinnati	2004



MISCELLANEOUS RECORDS

1,000-YARD RECEIVERS

1,452	Roddy White, UAB	2004
1,250	Brandon Middleton, Houston	2003
1,235	Garrett Mills, Tulsa	2005
1,213	J.R. Russell, Louisville	2003
1,209	Arnold Jackson, Louisville	1999
1,195	Brandon Marshall, UCF	2005
1,188	Deion Branch, Louisville	2001
1,186	Sherrod Gideon, Southern Miss	1998
1,175	Arnold Jackson, Louisville	1998
1,174	P.J. Franklin, Tulane	1998
1,114	Jon Olinger, Cincinnati	2002
1,095	Adrian Burnette, Tulane	1999
1,075	Adrian Burnette, Tulane	2000
1,040	Vincent Marshall, Houston	2004
1,036	Jajuan Dawson, Tulane	1999
1,028	Hannibal Thomas, Cincinnati	2004
1,024	Aundrae Allison, East Carolina	2005
1,016	Deion Branch, Louisville	2000
1,012	Reggie Harrell, TCU	2003
1,008	Sherrod Gideon, Southern Miss	1997
1,006	Roydell Williams, Tulane	2003

C-USA TEAMS IN THE FINAL POLLS

2005

Tulsa (received votes in both polls)

2004

Louisville (6 AP, 7 ESPN/USA Today)

2003

TCU (25 AP, 24 ESPN/USA Today)

2002

TCU (23 AP, 22 ESPN/USA Today)

2001

Louisville (17 AP, 16 ESPN/USA Today)

2000

Southern Miss (14 AP, 13 ESPN/USA Today)

East Carolina (received votes in both polls)

1999

Southern Miss (14 AP, 13 ESPN/USA Today)

East Carolina (received votes in both polls)

1998

Tulane (7 AP, 7 ESPN/USA Today)

1997

Southern Miss (19 AP, 19 ESPN/USA Today)

FINAL RANKINGS

ASSOCIATED PRESS

2005

ASSOCIATED PRESS

1. Texas (65)
2. USC
3. Penn State

4. Ohio State
5. West Virginia
6. LSU
7. Virginia Tech
8. Alabama
9. Notre Dame
10. Georgia
11. TCU
12. Florida
13. Oregon
14. Auburn
15. Wisconsin
16. UCLA
17. Miami (Fla.)
18. Boston College
19. Louisville
20. Texas Tech
21. Clemson
22. Nebraska
23. Florida State
24. Nebraska
25. California

ARV: TULSA (27)

2004

ASSOCIATED PRESS

1. USC (62)
2. Auburn (3)
3. Oklahoma
4. Utah
5. Texas
6. Louisville
7. Georgia
8. Iowa
9. California
10. Virginia Tech
11. Miami (Fla.)
12. Boise State
13. Tennessee
14. Michigan
15. Florida State
16. LSU
17. Wisconsin
18. Texas Tech
19. Arizona State
20. Ohio State
21. Boston College
22. Fresno State
23. Virginia
24. Navy
25. Pittsburgh

ARV: SOUTHERN MISS (37)

2003

ASSOCIATED PRESS

1. USC (48)
2. LSU (17)

3. Oklahoma
4. Ohio State
5. Miami (Fla.)
6. Michigan
7. Georgia
8. Iowa
9. Washington State
10. Miami (Ohio)
11. Florida State
12. Texas
13. Mississippi
14. Kansas State
15. Tennessee
16. Boise State
17. Maryland
18. Purdue
19. Nebraska
20. Minnesota
21. Utah
22. Clemson
23. Bowling Green
24. Florida
25. TCU

ARV: SOUTHERN MISS LOUISVILLE

2002

ASSOCIATED PRESS

1. Ohio State (71)
2. Miami (Fla.)
3. Georgia
4. USC
5. Oklahoma
6. Texas
7. Kansas State
8. Iowa
9. Michigan
10. Washington State
11. Alabama
12. N.C. State
13. Maryland
14. Auburn
15. Boise State
16. Penn State
17. Notre Dame
18. Virginia Tech
19. Pittsburgh
20. Colorado
21. Florida State
22. Virginia
23. TCU
24. Marshall
25. West Virginia

ARV: USF



MISCELLANEOUS RECORDS

2001

ASSOCIATED PRESS

1. Miami (Fla.) (72)
2. Oregon
3. Florida
4. Tennessee
5. Texas
6. Oklahoma
7. Louisiana State
8. Nebraska
9. Colorado
10. Washington State
11. Maryland
12. Illinois
13. South Carolina
14. Syracuse
15. Florida State
16. Stanford
17. **LOUISVILLE**
18. Virginia Tech
19. Washington
20. Michigan
21. Boston College
22. Georgia
23. Toledo
24. Georgia Tech
25. BYU

2000

ASSOCIATED PRESS

1. Oklahoma
2. Miami (Fla.)
3. Washington
4. Oregon State
5. Florida State
6. Virginia Tech
7. Oregon
8. Nebraska
9. Kansas State
10. Florida
11. Michigan
12. Texas
13. Purdue
14. Colorado State
15. Notre Dame
16. Clemson
17. Georgia Tech
18. Auburn
19. South Carolina
20. Georgia
21. TCU
22. Louisiana State
23. Wisconsin
24. Mississippi State
25. Iowa State

ARV: **LOUISVILLE**
SOUTHERN MISS
EAST CAROLINA

1999

ASSOCIATED PRESS

1. Florida State
2. Virginia Tech
3. Nebraska
4. Wisconsin
5. Michigan
6. Kansas State
7. Michigan State
8. Alabama
9. Tennessee
10. Marshall
11. Penn State
12. Florida
13. Mississippi State
14. **SOUTHERN MISS**
15. Miami (Fla.)
16. Georgia
17. Arkansas
18. Minnesota
19. Oregon
20. Georgia Tech
21. Texas
22. Mississippi
23. Texas A&M
24. Illinois
25. Purdue

1998

ASSOCIATED PRESS

1. Tennessee
2. Ohio State
3. Florida State
4. Arizona
5. Florida
6. Wisconsin
7. **TULANE**
8. UCLA
9. Georgia Tech
10. Kansas State
11. Texas A&M
12. Michigan
13. Air Force
14. Georgia
15. Texas
16. Arkansas
17. Penn State
18. Virginia
19. Nebraska
20. Miami (Fla.)
21. Missouri
22. Notre Dame
23. Virginia Tech
24. Purdue
25. Syracuse

1997

ASSOCIATED PRESS

1. Michigan
2. Nebraska
3. Florida State
4. Florida
5. UCLA
6. North Carolina
7. Tennessee
8. Kansas State
9. Washington State
10. Georgia
11. Auburn
12. Ohio State
13. Louisiana State
14. Arizona State
15. Purdue
16. Penn State
17. Colorado State
18. Washington
19. **SOUTHERN MISS**
20. Texas A&M
21. Syracuse
22. Mississippi
23. Missouri
24. Oklahoma State
25. Georgia Tech

1996

ASSOCIATED PRESS

1. Florida
2. Ohio State
3. Florida State
4. Arizona State
5. Brigham Young
6. Nebraska
7. Penn State
8. Colorado
9. Tennessee
10. North Carolina
11. Alabama
12. Louisiana State
13. Virginia Tech
14. Miami (Fla.)
15. Northwestern
16. Washington
17. Kansas State
18. Iowa
19. Notre Dame
20. Michigan
21. Syracuse
22. Wyoming
23. Texas
24. Auburn
25. ARMY

ESPN/USA TODAY

2005

USA Today Coaches'

1. Texas (62)
 2. USC
 3. Penn State
 4. Ohio State
 5. LSU
 6. West Virginia
 7. Virginia Tech
 8. Alabama
 9. TCU
 10. Georgia
 11. Notre Dame
 12. Oregon
 13. UCLA
 14. Auburn
 15. Wisconsin
 16. Florida
 17. Boston College
 18. Miami (Fla.)
 19. Texas Tech
 20. Louisville
 21. Clemson
 22. Oklahoma
 23. Florida State
 24. Nebraska
 25. California
- ARV:** **TULSA (26)**

2004

ESPN/USA Today

1. USC (61)
2. Auburn
3. Oklahoma
4. Texas
5. Utah
6. Georgia
7. **LOUISVILLE**
8. Iowa
9. California
10. Virginia Tech
11. Miami (Fla.)
12. Michigan
13. Boise State
14. Florida State
15. Tennessee
16. LSU
17. Texas Tech
18. Wisconsin
19. Ohio State
20. Arizona State
21. Boston College
22. Fresno State
23. Virginia
24. Navy
25. Florida



MISCELLANEOUS RECORDS

2003

ESPN/USA Today

1. LSU (60)
2. USC (3)
3. Oklahoma
4. Ohio State
5. Miami (Fla.)
6. Georgia
7. Michigan
8. Iowa
9. Washington State
10. Florida State
11. Texas
12. Miami (Ohio)
13. Kansas State
14. Mississippi
15. Boise State
16. Tennessee
17. Minnesota
18. Nebraska
19. Purdue
20. Maryland
21. Utah
22. Clemson
23. Bowling Green

24. TCU
 25. Florida
**ARV: SOUTHERN MISS
 MEMPHIS**

2002

ESPN/USA Today

1. Ohio State (61)
2. Miami (Fla.)
3. Georgia
4. USC
5. Oklahoma
6. Kansas State
7. Texas
8. Iowa
9. Michigan
10. Washington State
11. N.C. State
12. Boise State
13. Maryland
14. Virginia Tech
15. Penn State
16. Auburn
17. Notre Dame
18. Pittsburgh
19. Marshall
20. West Virginia
21. Colorado

22. TCU
 23. Florida State
 24. Florida
 25. Virginia
ARV: USF

2001

ESPN/USA Today

1. Miami (Fla.) (60)
2. Oregon
3. Florida
4. Tennessee
5. Texas
6. Oklahoma
7. Nebraska
8. Louisiana State
9. Colorado
10. Maryland
11. Washington State
12. Illinois
13. South Carolina
14. Syracuse
15. Florida State

16. LOUISVILLE
 17. Stanford
 18. Virginia Tech
 19. Washington
 20. Michigan
 21. Marshall
 22. Toledo
 23. Boston College
 24. BYU
 25. Georgia

2000

ESPN/USA Today

1. Oklahoma
2. Miami (Fla.)
3. Washington
4. Florida State
5. Oregon State
6. Virginia Tech
7. Nebraska
8. Kansas State
9. Oregon
10. Michigan
11. Florida
12. Texas
13. Purdue
14. Clemson
15. Colorado State
16. Notre Dame
17. Georgia
18. TCU
19. Georgia Tech
20. Auburn
21. South Carolina
22. Mississippi State
23. Iowa State
24. Wisconsin
25. Tennessee

**ARV: SOUTHERN MISS
 LOUISVILLE
 EAST CAROLINA**

1999

ESPN/USA Today

1. Florida State
2. Nebraska
3. Virginia Tech
4. Wisconsin
5. Michigan
6. Kansas State
7. Michigan State
8. Alabama
9. Tennessee
10. Marshall
11. Penn State
12. Mississippi State

13. SOUTHERN MISS
 14. Florida
 15. Miami (Fla.)
 16. Georgia
 17. Minnesota
 18. Oregon
 19. Arkansas
 20. Texas A&M
 21. Georgia Tech
 22. Mississippi
 23. Texas
 24. Stanford
 25. Illinois
ARV: EAST CAROLINA

1998

ESPN/USA Today

1. Tennessee
2. Ohio State
3. Florida State
4. Arizona
5. Wisconsin
6. Florida

7. TULANE
 8. UCLA
 9. Kansas State
 10. Air Force
 11. Georgia Tech
 12. Michigan
 13. Texas A&M
 14. Georgia
 15. Penn State
 16. Texas
 17. Arkansas
 18. Virginia
 19. Virginia Tech
 20. Nebraska
 21. Miami (Fla.)
 22. Notre Dame
 23. Purdue
 24. Syracuse
 25. Missouri

1997

ESPN/USA Today

1. Nebraska
2. Michigan
3. Florida State
4. North Carolina
5. UCLA
6. Florida
7. Kansas State
8. Tennessee
9. Washington State
10. Georgia
11. Auburn
12. Ohio State
13. Louisiana State
14. Arizona State
15. Purdue
16. Colorado State
17. Penn State
18. Washington

19. SOUTHERN MISS
 20. Syracuse
 21. Texas A&M
 22. Mississippi
 23. Missouri
 24. Oklahoma State
 25. Air Force

1996

ESPN/USA Today

1. Florida
2. Ohio State
3. Florida State
4. Arizona State
5. Brigham Young
6. Nebraska
7. Penn State
8. Colorado
9. Tennessee
10. North Carolina
11. Alabama
12. Virginia Tech
13. Louisiana State
14. Miami (Fla.)
15. Washington
16. Northwestern
17. Kansas State
18. Iowa
19. Syracuse
20. Michigan
21. Notre Dame
22. Wyoming
23. Texas

24. ARMY
 25. Auburn

ANNUAL STANDINGS

2005 STANDINGS

EAST DIVISION

	W-L	PCT.
UCF	7-1	.875
MEMPHIS	5-3	.625
SOUTHERN MISS	5-3	.625
EAST CAROLINA	4-4	.500
UAB	3-5	.375
MARSHALL	3-5	.375

C-USA

DIV.	H	A	PTS	OPP
4-1	4-0	3-1	245	204
3-2	3-1	2-2	207	201
4-1	2-2	3-1	238	182
2-3	2-2	2-2	194	232
1-4	1-3	2-2	235	212
1-4	2-2	1-3	135	199

All Games

W-L	PCT.	H	A	PTS	OPP
8-5	.615	4-1	4-4	373	373
7-5	.583	4-2	3-3	326	276
7-5	.583	3-2	4-3	355	272
5-6	.455	3-2	2-4	267	317
5-6	.455	2-3	3-3	307	264
4-7	.304	3-3	1-4	204	285

WEST DIVISION

	W-L	PCT.
x- TULSA	6-2	.750
UTEP	5-3	.625
HOUSTON	4-4	.500
SMU	4-4	.500
TULANE	1-7	.125
RICE	1-7	.125

C-USA

DIV.	H	A	PTS	OPP
2-2	3-1	3-1	276	180
4-1	3-1	2-2	269	236
3-2	2-2	2-2	241	218
3-2	2-2	2-2	177	176
1-4	0-4	1-3	171	257
1-4	1-3	0-4	201	292

All Games

W-L	PCT.	H	A	PTS	OPP
9-4	.692	3-2	6-2	430	305
8-4	.667	5-1	3-3	382	311
6-6	.500	3-3	3-3	337	324
5-6	.455	3-3	2-3	229	280
2-9	.182	1-5	1-4	234	348
1-10	.089	1-4	0-6	241	447

x- Conference USA Champions.

EAST CAROLINA (5-6, 4-4 C-USA)

S3	DUKE	W	24-21
S17	at Wake Forest	L	34-44
S24	at West Virginia	L	15-20
O1	SOUTHERN MISS	L	7-33
O8	RICE	W	41-28
O15	at SMU	W	24-17
O22	at Memphis (I)	L	24-27
O29	UCF	L	20-30
N12	at Tulsa	L	13-45
N19	at Marshall	W	34-29
N26	UAB	W	31-23

MARSHALL (4-7, 3-5 C-USA)

S1	WILLIAM & MARY	W	36-24
S10	KANSAS STATE	L	19-21
S24	at UCF	L	13-23
O1	SMU	W	16-13 (OT)
O8	at (3) Virginia Tech	L	14-41
O15	UAB	W	20-19
O22	at UTEP	L	3-31
O29	vs. Tulane	W	27-26
N8	SOUTHERN MISS	L	24-27 (OT)
N19	EAST CAROLINA	L	29-34
N26	at Memphis	L	3-26

MEMPHIS (7-5, 5-3 C-USA)

S5	MISSISSIPPI	L	6-10
S17	CHATTANOOGA	W	59-14
S24	at Tulsa	L	31-37 (ot)
O1	UTEP	W	27-20
O8	at UCF	L	17-38
O15	at Houston	W	35-20
O22	EAST CAROLINA	W	27-24
N1	UAB	L	20-37
N12	at Tennessee	L	16-20
N19	at Southern Miss	W	24-22
N26	MARSHALL	W	26-3
D26	vs. Akron (Motor City Bowl)	W	38-31

SOUTHERN MISS (7-5, 5-3 C-USA)

S10	at Alabama	L	21-30
S17	McNEESE STATE	W	48-20
O1	at East Carolina	W	33-7
O8	TULSA	L	17-34
O15	UCF	W	52-31
O21	at UAB	W	37-28
O29	at North Carolina State	L	17-21
N8	at Marshall	W	27-24 (OT)
N13	at Houston	L	24-27
N19	MEMPHIS	L	22-24
N26	TULANE	W	26-7
D20	vs. Arkansas State (New Orleans Bowl)	W	31-19

UAB (5-6, 3-5 C-USA)

S3	at Tennessee	L	10-17
S10	at Troy State	W	27-7
S17	JACKSONVILLE STATE	W	35-28
O1	RICE	W	45-26
O8	SMU	L	27-28
O15	at Marshall	L	19-20
O21	SOUTHERN MISS	L	28-37
N1	at Memphis	W	37-20
N12	UCF	L	21-27
N19	at UTEP	W	35-23
N26	at East Carolina	L	23-31

UCF (8-5, 7-1 C-USA)

S1	at South Carolina	L	15-24
S17	at USF	L	14-31
S24	MARSHALL	W	23-13
O1	at Louisiana-Lafayette	W	24-21

O8	MEMPHIS	W	38-17
O15	at Southern Miss	L	31-52
O21	TULANE	W	34-24
O29	at East Carolina	W	30-20
N5	HOUSTON	W	31-29
N12	at UAB	W	27-21
N19	at Rice	W	31-28
D3	TULSA	L	27-44
D24	C-USA CHAMPIONSHIP GAME vs. Nevada (Sheraton Hawai'i Bowl)	L	48-49 (ot)

HOUSTON (6-6, 4-4 C-USA)

S1	OREGON	L	24-38
S10	SAM HOUSTON STATE	W	31-10
S16	at UTEP	L	41-44 (2OT)
O1	at Tulsa	W	30-23
O8	vs. Tulane	W	35-14
O15	MEMPHIS	L	20-35
O22	at Mississippi State	W	28-16
N5	at UCF	L	29-31
N13	SOUTHERN MISS	W	27-24
N19	SMU	W	24-29
N26	RICE	L	35-18
D23	vs. Kansas (Fort Worth Bowl)	L	13-42

RICE (1-10, 1-7 C-USA)

S10	at UCLA	L	21-63
S17	at (2) Texas	L	10-51
O1	at UAB	L	26-45
O8	at East Carolina	L	28-41
O15	TULSA	L	21-41
O22	NAVY	L	9-41
O29	UTEP	L	31-38
N5	at SMU	W	7-27
N12	TULANE	W	42-34
N19	UCF	L	28-31
N26	at Houston	L	18-35

SMU (5-6, 4-4 C-USA)

S3	BAYLOR	L	23-28
S10	(22) TCU	W	21-10
S17	at Texas A&M	L	8-66
S24	TULANE	L	10-31
O1	at Marshall	L	13-16 (OT)
O8	at UAB	W	28-27
O15	EAST CAROLINA	L	17-24
O22	at Tulsa	L	13-20
N5	RICE	W	27-7
N19	at Houston	W	29-24
N26	UTEP	W	40-27

TULANE (2-9, 1-7 C-USA)

S4	at Mississippi State	L	7-28
S17	#MISSISSIPPI ST	L	14-21
S24	at SMU	W	31-10
O1	SSE LOUISIANA	W	28-21
O8	/ HOUSTON	L	14-35
O14	&- UTEP	L	21-45
O21	at UCF	L	24-34
O29	!MARSHALL	L	26-27

N5	at Navy	L	21-49
N12	at Rice	L	34-42
N19	*TULSA	L	14-38
N26	at Southern Miss	L	7-26
#	- Independence Stadium (Shreveport, La)		
S	- Tiger Stadium (Baton Rouge, La)		
/	- Cajun Field (Lafayette, La)		
&	- Joe Alillet Stadium (Ruston, La)		
!	- Ladd-Peebles Stadium (Mobile, Ala)		
*	- Malone Stadium (Monroe, La)		
	*- Tad Gormley Stadium		

TULSA (9-4, 6-2 C-USA)

S4	BAYLOR	W	56-14
S1	MINNESOTA	L	10-41
S10	at (16) Oklahoma	L	15-31
S17	at North Texas	W	54-2
S24	MEMPHIS	W	37-31 (ot)
O1	HOUSTON	L	23-30
O8	at Southern Miss	W	34-17
O15	at Rice	W	41-21
O22	SMU	W	20-13
N5	at UTEP	L	38-41
N12	EAST CAROLINA	W	45-13
N19	*at Tulane	W	38-14
D3	at UCF	W	44-27
	C-USA Championship Game (Orlando, Fla)		
D31	vs. Fresno State (AutoZone Liberty Bowl)	W	31-24

UTEP (8-4, 5-3 C-USA)

S3	at New Mexico State	W	34-17
S16	HOUSTON	W	44-41 (2OT)
S24	NEW MEXICO	W	21-13
O1	at Memphis	L	20-27
O14	&vs Tulane	W	45-21
O22	MARSHALL	W	31-3
O29	at Rice	W	38-31
N5	TULSA	W	41-38
N12	TEXAS SOUTHERN	W	45-0
N19	UAB	L	23-35
N26	at SMU	L	27-40
D21	vs. Toledo (GMAC Bowl)	L	13-45

OFFENSIVE PLAYER OF THE YEAR

DeAngelo Williams, Memphis

DEFENSIVE PLAYER OF THE YEAR

Kevin Coley, LB, Southern Miss

SPECIAL TEAMS PLAYER OF THE YEAR

Stephen Gostkowski, K, Memphis

FRESHMAN OF THE YEAR

Kevin Smith, RB, UCF

COACH OF THE YEAR

George O'Leary, UCF

2005 Highlights

Tulsa defeated UCF, 44-27 in the Inaugural C-USA Football Championship Game presented by Xbox 360. A UCF school-record crowd of 51,978 was on hand at the Citrus Bowl for the game...C-USA sent a league-record six teams to bowl games. Tulsa won the Liberty Bowl and UTEP (GMAC), UCF (Sheraton Hawaii), Houston (Fort Worth), Southern Miss (New Orleans) and Memphis (Motor City) each participated in the postseason...Three-time C-USA Offensive Player of the Year DeAngelo Williams of Memphis closed out his career as the NCAA's all-time leader in all-purpose yards (7,573), while ranking fourth in rushing yards (6,026)...UCF completed the fourth-largest turnaround in NCAA history, going from 0-11 in 2004 to 9-4 and the school's first bowl game in 2005...Tulsa TE Garrett Mills set a new NCAA record for receiving yards by a tight end with 1,235...Following Hurricane Katrina, Tulane's displaced football team headquartered in Ruston, La. and played its "home" games in six different stadiums in Louisiana and Alabama. The squad earned the 2005 FWAA Courage Award and the 2005 Disney's Wide World of Sports Spirit Award, which is given annually to college football's most inspirational athlete or team...Six new schools, Marshall, Rice, SMU, Tulsa, UCF and UTEP made their debuts as members of Conference USA.



ANNUAL STANDINGS

2004 STANDINGS

	C-USA			All Games								
	W-L	Pct.	H	A	Pts	Opp	W-L	Pct.	H	A	Pts	Opp
x- LOUISVILLE	8-0	1.000	4-0	4-0	453	155	11-1	.917	5-0	6-1	597	236
MEMPHIS	5-3	.625	3-1	2-2	276	254	8-4	.667	4-1	3-4	430	375
UAB	5-3	.625	3-1	2-2	241	231	7-5	.583	4-1	3-4	372	351
SOUTHERN MISS	5-3	.625	3-1	2-2	238	218	7-5	.583	3-2	3-3	309	298
CINCINNATI	5-3	.625	3-1	2-2	254	244	7-5	.583	4-1	3-4	344	320
TULANE	3-5	.375	2-2	1-3	204	294	5-6	.455	4-2	1-4	300	361
TCU	3-5	.375	2-2	1-3	235	258	5-6	.455	4-2	1-4	362	373
USF	3-5	.375	1-3	2-2	233	265	4-7	.364	2-4	2-3	271	351
HOUSTON	3-5	.375	3-1	0-4	197	243	3-8	.273	3-2	0-6	230	354
EAST CAROLINA	2-6	.250	2-2	0-4	177	300	2-9	.182	2-3	0-6	231	439
ARMY	2-6	.250	1-3	1-3	222	275	2-9	.182	1-4	1-5	260	388

x- Conference USA Champions

ARMY (2-9, 2-6 C-USA)

S11	LOUISVILLE	L	21-52
S18	at Houston	L	21-35
S25	at Connecticut	L	3-40
O2	TCU	L	17-21
O9	CINCINNATI	W	48-29
O16	at USF	W	42-35
O30	at East Carolina	L	28-38
N6	AIR FORCE	L	22-31
N13	at Tulane	L	31-45
N20	UAB	L	14-20
D4	vs Navy (Philadelphia: CBS)	L	13-42

CINCINNATI (7-5, 5-3 C-USA)

S4	at (9) Ohio State	L	6-27
S11	MIAMI (OHIO)	W	45-26
S18	at Syracuse	L	7-9
S25	at East Carolina	W	24-19
O2	UAB	L	27-30
O9	at Army	L	29-48
O23	MEMPHIS	W	49-10
O30	TCU	W	21-10
N6	at (21) Southern Miss	W	52-24
N20	USF	W	45-23
N27	at (7) Louisville	L	7-70
D23	vs Marshall (Plains/Capitol Fort Worth Bowl)	W	32-14

EAST CAROLINA (2-9, 2-6 C-USA)

S4	at (10) West Virginia	L	23-56
S11	WAKE FOREST	L	17-31
S25	CINCINNATI	L	19-24
O2	at (22) Louisville	L	7-59
O9	TULANE	W	27-25
O23	at Southern Miss	L	10-51
O30	ARMY	W	38-28
N6	at Houston	L	24-34
N13	at USF	L	17-41
N20	MEMPHIS	L	35-38
N27	vs N.C. State (In Charlotte)	L	14-52

HOUSTON (3-8, 3-5 C-USA)

S5	vs Rice (Reliant Stadium)	L	7-10
S11	at (2) Oklahoma	L	13-63
S18	ARMY	W	35-21
S23	(4) MIAMI (FLA)	L	13-38
O2	at Memphis	L	14-41
O7	at Southern Miss	L	29-35 (ot)
O23	at TCU	L	27-34
O30	TULANE	W	24-3
N6	EAST CAROLINA	W	34-24
N13	at UAB	L	7-20
N20	(8) LOUISVILLE	L	27-65

LOUISVILLE (11-1, 8-0 C-USA)

S5	KENTUCKY	W	28-0
S11	at Army	W	52-21
S25	at North Carolina	W	34-0
O2	EAST CAROLINA	W	59-7
O14	at (3) Miami (Fla.)	L	38-41
O22	USF	W	41-9
N4	at Memphis	W	56-49
N10	TCU	W	55-28

N20	at Houston	W	65-27
N27	CINCINNATI	W	70-7
D4	at Tulane	W	55-7
D31	vs. (10) Boise State (AutoZone Liberty Bowl)	W	44-40

MEMPHIS (8-4, 5-3 C-USA)

S4	at Mississippi	W	20-13
S11	CHATTANOOGA	W	52-21
S18	at Arkansas State	W	47-35
S25	at UAB	L	28-35
O2	HOUSTON	W	41-14
O16	TULANE	W	49-24
O23	at Cincinnati (14) LOUISVILLE	L	10-49
N4	(14) LOUISVILLE	L	49-56
N12	SOUTHERN MISS	W	30-26
N20	at East Carolina	W	38-35
N27	at USF	W	31-15
D23	vs Bowling Green (GMAC Bowl)	L	35-52

SOUTHERN MISS (7-5, 5-3 C-USA)

S1	OKLAHOMA STATE	W	17-9
S11	at Nebraska	W	21-17
S25	at Tulane	W	32-14
O2	at USF	W	27-20
O7	HOUSTON	W	35-29 (ot)
O16	at Alabama	L	3-27
O23	EAST CAROLINA	W	51-10
N6	CINCINNATI	L	24-52
N12	at Memphis	L	26-30
N20	at TCU	L	17-42
N27	UAB	W	26-21
D4	(4) CALIFORNIA	L	16-26
D23	vs. North Texas (Wyndham New Orleans Bowl)	W	31-10

TCU (5-6, 3-5 C-USA)

S2	NORTHWESTERN	W	48-45 (2ot)
S11	SMU	W	44-0
S18	at Texas Tech	L	35-70
S25	USF	L	44-45 (2ot)
O2	at Army	W	21-17
O15	at UAB	L	25-41
O23	HOUSTON	W	34-27
O30	at Cincinnati	L	10-21
N10	at (12) Louisville	L	28-55
N20	SOUTHERN MISS	W	42-17
N27	TULANE	L	31-35

TULANE (5-6, 3-4 C-USA)

S4	at Mississippi State	L	7-28
S11	FLORIDA A&M	W	39-19
S25	SOUTHERN MISS	L	14-32
O9	at East Carolina	L	25-27
O16	at Memphis	L	24-49
O23	*UAB	W	59-55
O30	at Houston	L	3-24
N6	NAVY	W	42-10
N13	ARMY	W	45-31
N27	at TCU	W	35-31
D4	(7) LOUISVILLE	L	7-55

*Tad Gormley Stadium

UAB (7-5, 5-3 C-USA)

S4	BAYLOR	W	56-14
S18	at (8) Florida State	L	7-34
S25	MEMPHIS	W	35-28
O2	at Cincinnati	W	30-27
O9	at Mississippi State	W	27-13
O15	TCU (ESPN)	W	41-25
O23	at Tulane	L	55-59
N3	USF	L	20-45
N13	HOUSTON	W	20-7
N20	at Army	W	20-14
N27	at Southern Miss	L	21-26
D24	vs. Hawai'i (Sheraton Hawai'i Bowl)	L	40-59

USF (4-7, 3-5 C-USA)

S11	TENNESSEE TECH	W	21-7
S18	at South Carolina	L	3-34
S25	at TCU	W	45-44 (2ot)
O2	SOUTHERN MISS	L	20-27
O16	ARMY	L	35-42
O22	at (16) Louisville	L	9-41
N3	at UAB	W	45-20
N13	EAST CAROLINA	W	41-17
N20	at Cincinnati	L	23-45
N27	MEMPHIS	L	15-31
D4	PITTSBURGH	L	14-43

OFFENSIVE PLAYERS OF THE YEAR

Stefan Lefors, QB, Louisville
DeAngelo Williams, Memphis

DEFENSIVE PLAYER OF THE YEAR

Michael Boley, LB, Southern Miss

SPECIAL TEAMS PLAYER OF THE YEAR

John Eubanks, KR, Southern Miss

FRESHMAN OF THE YEAR

Brian Brohm, QB, Louisville

COACH OF THE YEAR

Bobby Petrino, Louisville

2004 Highlights

Louisville finished ranked No. 6 in the Associated Press poll, marking the highest ranking that a C-USA school has ever achieved...C-USA produced five of the top 13 individual scorers in Division I...Louisville QB Stefan Lefors led the nation in passing efficiency at 181.7, nearly breaking the all-time record held by Tulane's Shaun King...Louisville topped the nation in total offense at 539.0 yards per game...Memphis made back-to-back bowl appearances for the first time in school history, while UAB played in a bowl game for the first time ever...Memphis RB DeAngelo Williams set a new single-season rushing record with 1,948 yards and also set a league record with 22 touchdowns...On October 23, Tulane's Lester Ricard and UAB's Darrell Hackney became the first two C-USA quarterbacks to each pass for 400 yards in a game.



ANNUAL STANDINGS

2003 STANDINGS

	C-USA			All Games								
	W-L	Pct.	H	A	Pts	Opp	W-L	Pct.	H	A	Pts	Opp
x- SOUTHERN MISS	8-0	1.000	4-0	4-0	226	117	9-4	.692	5-1	4-3	291	226
TCU	7-1	.875	4-0	3-1	269	202	11-2	.846	6-1	5-1	380	276
LOUISVILLE	5-3	.625	3-1	2-2	289	242	9-4	.692	5-1	4-3	450	361
MEMPHIS	5-3	.625	2-2	3-1	217	138	9-4	.692	4-2	5-2	393	250
USF	5-3	.625	2-2	3-1	177	160	7-4	.636	4-2	3-2	276	224
HOUSTON	4-4	.500	1-3	3-1	286	301	7-6	.538	3-3	4-3	448	468
UAB	4-4	.500	2-2	2-2	189	190	5-7	.417	2-3	3-4	249	287
TULANE	3-5	.375	1-3	2-2	244	274	5-7	.417	3-3	2-4	337	424
CINCINNATI	2-6	.250	2-2	0-4	190	216	5-7	.417	4-2	1-5	303	319
EAST CAROLINA	1-7	.125	0-4	1-3	174	280	1-11	.083	0-6	1-5	217	428
ARMY	0-8	.000	0-4	0-4	127	268	0-13	.000	0-6	0-7	206	476

x- Conference USA Champions.

ARMY (0-13, 0-8 C-USA)

S6	CONNECTICUT	L	21-48
S13	RUTGERS	L	21-36
S20	TULANE	L	33-50
S27	USF	L	0-28
O4	at (20) TCU	L	0-27
O11	at Louisville	L	10-34
O18	EAST CAROLINA	L	32-38
O25	at Cincinnati	L	29-33
N1	at UAB	L	9-24
N8	at Air Force	L	3-31
N15	HOUSTON	L	14-34
N22	at Hawai'i	L	28-59
D6	vs. Navy (in Philadelphia)	L	6-34

CINCINNATI (5-7, 2-6 C-USA)

S1	EAST CAROLINA	W	40-3
S13	at West Virginia	W	15-13
S20	TEMPLE	W	30-24 (3ot)
S27	at Miami (Ohio)	L	37-42
O4	SOUTHERN MISS	L	20-22
O11	at UAB	L	14-31
O25	ARMY	W	33-29
O31	at USF	L	17-24 (2ot)
N8	RHODE ISLAND	W	31-24
N15	at (9) TCU	L	10-43
N22	at Memphis	L	16-21
N28	LOUISVILLE	L	40-43

EAST CAROLINA (1-11, 1-7 C-USA)

S1	at Cincinnati	L	3-40
S6	WEST VIRGINIA	L	7-48
S13	at (2) Miami (Fla.)	L	3-38
S20	at Wake Forest	L	16-34
S30	HOUSTON	L	13-27
O11	NORTH CAROLINA	L	17-28
O18	at Army	W	38-32
O25	LOUISVILLE	L	20-36
N1	at Memphis	L	24-41
N8	USF	L	37-38 (ot)
N22	at Tulane	L	18-28
N29	SOUTHERN MISS	L	21-38

HOUSTON (7-6, 4-4 C-USA)

A30	RICE	W	48-14
S6	at (5) Michigan	L	3-50
S13	at Louisiana-Lafayette	W	21-14
S20	MISSISSIPPI STATE	W	42-35
S30	at East Carolina	W	27-13
O11	at Tulane	W	45-42
O18	MEMPHIS	L	14-45
O25	TCU	L	55-62
N8	SOUTHERN MISS	L	10-31
N15	at Army	W	34-14
N22	at Louisville	L	45-66
N29	UAB	W	56-28
D25	at Hawai'i (Sheraton Hawai'i Bowl)	L	48-54 (3ot)

LOUISVILLE (9-4, 5-3 C-USA)

A31	at Kentucky	W	40-24
S13	at Syracuse	W	30-20
S20	UTEP	W	42-14
S27	TEMPLE	W	21-12
O4	at USF	L	28-31 (ot)

O11	ARMY	W	34-10
O17	TULANE	W	47-28
O25	at East Carolina	W	36-20
N5	at (12) TCU	L	28-31
N15	MEMPHIS	L	7-37
N22	HOUSTON	W	66-45
N28	at Cincinnati	W	43-40
D18	vs. (14) Miami (Ohio) (GMAC Bowl)	L	28-49

MEMPHIS (9-4, 5-3 C-USA)

A30	TENNESSEE TECH	W	40-10
S6	MISSISSIPPI	W	44-34
S13	at Southern Miss	L	6-23
S27	ARKANSAS STATE	W	38-16
O4	UAB	L	10-24
O11	at Mississippi State	L	27-35
O18	at Houston	W	45-14
O25	at Tulane	W	41-9
N1	EAST CAROLINA	W	41-24
N15	at Louisville	W	37-7
N22	CINCINNATI	W	21-16
N29	USF	L	16-21
D16	vs. North Texas (New Orleans Bowl)	W	27-17

SOUTHERN MISS (9-4, 8-0 C-USA)

A30	at California	L	2-34
S4	at UAB	W	17-12
S13	MEMPHIS	W	23-6
S25	(11) NEBRASKA (ESPN)	L	14-38
O4	at Cincinnati	W	22-20
O11	at Alabama	L	3-17
O25	USF	W	27-6
N1	LOUISIANA-LAFAYETTE	W	48-3
N8	at Houston	W	31-10
N15	TULANE	W	28-14
N20	(9) TCU	W	40-28
N29	at East Carolina	W	38-21
D31	vs. (25) Utah (AXA Liberty Bowl)	L	0-17

TCU (11-2, 7-1 C-USA)

S1	at Tulane	W	38-35
S6	NAVY	W	17-3
S20	VANDERBILT	W	30-14
S27	at Arizona	W	13-10
O4	ARMY	W	27-0
O10	at USF	W	13-10
O18	UAB	W	27-24
O25	at Houston	W	62-55
N5	(25) LOUISVILLE	W	31-28
N15	CINCINNATI	W	43-10
N20	at Southern Miss	L	28-40

N29	at SMU	W	20-13
D23	vs. (16) Boise State (PlainsCapital Fort Worth Bowl)	L	31-34

TULANE (5-7, 3-5 C-USA)

S1	(25) TCU	L	35-38
S6	*NORTHWESTERN (LA) ST	W	27-24
S13	MISSISSIPPI STATE	W	31-28
S20	at Army	W	50-33
S27	at (13) Texas	L	18-63
O11	*HOUSTON	L	42-45
O17	at Louisville	L	28-47
O25	MEMPHIS	L	9-41
N1	at Navy	L	17-35
N8	at UAB	W	38-24
N15	at Southern Miss	L	14-28
N22	EAST CAROLINA	W	28-18

*Tad Gormley Stadium

UAB (5-7, 4-4 C-USA)

A30	at Baylor	W	24-19
S4	SOUTHERN MISS	L	12-17
S13	TROY STATE	L	9-20
S20	at South Carolina	L	10-42
O4	at Memphis	W	24-10
O11	CINCINNATI	W	31-14
O18	at (13) TCU	L	24-27
O25	at (4) Georgia	L	13-16
N1	ARMY	W	24-9
N8	TULANE	L	24-38
N22	at USF	W	22-19
N29	at Houston	L	28-56

USF (4-7, 3-5 C-USA)

A30	*at Alabama	L	17-40
S6	NICHOLLS STATE	W	27-17
S27	at Army	W	28-0
O4	LOUISVILLE	W	31-28 (ot)
O10	(17) TCU	L	10-13
O18	CHARLESTON SOUTHERN	W	55-7
O25	at Southern Miss	L	6-27
O31	CINCINNATI	W	24-17 (2ot)
N8	at East Carolina	W	38-37 (ot)
N22	UAB	L	19-22
N29	at Memphis	W	21-16

*Birmingham, Ala

OFFENSIVE PLAYER OF THE YEAR

DeAngelo Williams, RB, Memphis

DEFENSIVE PLAYER OF THE YEAR

Rod Davis, LB, Southern Miss

SPECIAL TEAMS PLAYER OF THE YEAR

Nick Browne, K, TCU

FRESHMAN OF THE YEAR

Kevin Kolb, QB, Houston

COACH OF THE YEAR

Jeff Bower, Southern Miss

2003 Highlights

For the first time in Conference USA's eight seasons, four different teams won at least eight games in a season....TCU reached the 10-win mark for the second straight season and third time in four years. Southern Miss won at least eight wins for the fifth time in eight years. Louisville reached the eight-win mark for the third time in four years and Memphis won nine games for the first time since 1963.... When TCU reached No. 6 in the Nov. 10 BCS rankings, it represented the highest ranking that a non-BCS school had ever achieved.... C-USA posted a record total of 11 wins over BCS league teams. A total of seven different teams (Cincinnati, Houston, Louisville, Memphis, TCU, Tulane and UAB) defeated at least one BCS league team in 2003. Five of C-USA's 11 wins came on the road. The 11 wins over BCS leagues were the second-most of any Division I-A conference during the regular season. Only the Big Ten with 13 had more.



ANNUAL STANDINGS

2002 STANDINGS

	C-USA			All Games								
	W-L	Pct.	H	A	Pts	Opp	W-L	Pct.	H	A	Pts	Opp
x-TCU	6-2	.750	4-0	2-2	263	179	10-2	.833	6-0	4-2	361	222
x-CINCINNATI	6-2	.750	4-0	2-2	259	174	7-7	.500	4-3	3-4	409	329
SOUTHERN MISS	5-3	.625	3-1	2-2	161	142	7-6	.538	5-1	2-5	282	238
LOUISVILLE	5-3	.625	2-2	3-1	243	200	7-6	.538	3-3	4-3	371	319
TULANE	4-4	.500	3-1	1-3	185	147	8-5	.615	5-2	3-3	361	282
UAB	4-4	.500	3-1	1-3	218	232	5-7	.417	4-2	1-5	268	370
EAST CAROLINA	4-4	.500	3-1	1-3	250	266	4-8	.333	3-2	1-6	335	399
HOUSTON	3-5	.375	2-2	1-3	235	293	5-7	.417	3-3	2-4	320	393
MEMPHIS	2-6	.222	2-2	0-4	190	223	3-9	.250	3-3	0-6	303	327
ARMY	1-7	.125	0-4	1-3	158	300	1-11	.083	1-6	0-5	226	491

x- Conference USA co-champions

ARMY (1-10, 1-7 C-USA)

S7	HOLY CROSS	L	21-30
S14	at Rutgers	L	0-44
S21	LOUISVILLE	L	14-45
S28	SOUTHERN MISS	L	6-27
O5	at East Carolina	L	24-59
O12	TCU	L	27-46
O19	at Houston	L	42-56
O26	UAB	L	26-29
N9	AIR FORCE	L	30-49
N16	at Tulane	W	14-10
N23	at Memphis	L	10-38
D7	vs. Navy (E. Rutherford, NJ)	L	12-58

CINCINNATI (7-7, 6-2 C-USA)

S2	TCU	W	36-29 (ot)
S14	WEST VIRGINIA	L	32-35
S21	(6) OHIO STATE	L	19-23
S28	at Temple	W	35-22
O5	MIAMI (OHIO)	L	26-31
O12	at Tulane	L	17-35
O19	at Southern Miss	L	14-23
O26	MEMPHIS	W	48-10
N7	at Louisville	W	24-14
N16	HOUSTON	W	47-14
N23	at (25) Hawai'i	L	19-20
N30	UAB	W	31-23
D6	at East Carolina	W	42-26
D17	vs. North Texas (New Orleans Bowl)	L	19-24

EAST CAROLINA (4-8, 4-4 C-USA)

A31	AT DUKE	L	16-23
S7	at Wake Forest	L	22-27
S14	TULANE	W	24-20
S28	at West Virginia	L	17-37
O5	ARMY	W	59-24
O19	USF	L	30-46
O26	at Louisville	L	20-44
N9	at Houston	W	54-48 (3ot)
N16	at UAB	L	29-36
N23	(22) TCU	W	31-28
N30	at Southern Miss	L	7-24
D6	CINCINNATI	L	26-42

HOUSTON (5-7, 3-5 C-USA)

A31	at Rice	W	24-10
S7	TULANE	L	13-34
S14	LOUISIANA-LAFAYETTE	W	36-17
S21	at (2) Texas	L	11-41
O5	at TCU	L	17-34
O12	at UAB	L	34-51
O19	ARMY	W	56-42
N2	at Memphis	W	26-21
N9	EAST CAROLINA	L	48-54 (3ot)
N16	at Cincinnati	L	14-47
N23	USF	L	14-32
N30	LOUISVILLE	W	27-10

LOUISVILLE (7-6, 5-3 C-USA)

S1	KENTUCKY	L	17-22
S7	at Duke	W	40-3
S14	at Colorado State	L	33-36
S21	at Army	W	45-14
S26	(4) FLORIDA STATE	W	26-20 (ot)

O8	at Memphis	W	38-32
O19	TCU	L	31-45
O26	EAST CAROLINA	W	44-20
N7	CINCINNATI	L	14-24
N14	at Southern Miss	W	20-17 (2ot)
N23	UAB	W	41-21
N30	at Houston	L	10-27
D18	vs. (24) Marshall (GMAC Bowl)	L	15-38

MEMPHIS (3-9, 2-6 C-USA)

A31	MURRAY STATE	W	52-6
S7	at Mississippi	L	16-38
S14	at Southern Miss	L	14-33
S21	TULANE	W	38-10
S28	at UAB	L	17-31
O8	LOUISVILLE	L	32-38
O19	MISSISSIPPI STATE	L	17-29
O26	at Cincinnati	L	10-48
N2	HOUSTON	L	21-26
N9	at USF	L	28-31
N23	ARMY	W	38-10
N30	at TCU	L	20-27

SOUTHERN MISS (7-6, 5-3 C-USA)

A31	JACKSON STATE	W	55-7
S7	ILLINOIS	W	23-20
S14	MEMPHIS	W	33-14
S21	at Alabama	L	7-20
S28	at Army	W	27-6
O12	at USF	L	13-16
O19	CINCINNATI	W	23-14
O30	at TCU	L	7-37
N9	at UAB	W	20-13
N14	LOUISVILLE	L	17-20
N23	at Tulane	L	10-31
N30	EAST CAROLINA	W	24-7
D27	vs. Oklahoma State (Houston Bowl)	L	23-33

TCU (10-2, 6-2 C-USA)

S2	at Cincinnati	L	29-36 (ot)
S7	at Northwestern	W	48-24
S14	SMU	W	17-6
S21	NORTH TEXAS	W	16-10
O5	HOUSTON	W	34-17
O12	at Army	W	46-27

O19	at Louisville	W	45-31
O30	SOUTHERN MISS	W	37-7
N9	TULANE	W	17-10
N23	at East Carolina	L	28-31
N30	MEMPHIS	W	27-20
D31	vs. (21) Colorado State (AXA Liberty Bowl)	W	17-3

TULANE (8-5, 4-4 C-USA)

A31	SOUTHERN MISS	W	37-19
S7	at Houston	W	34-13
S14	at East Carolina	L	20-24
S21	at Memphis	L	10-38
S28	(2) TEXAS	L	0-49
O5	at Louisiana-Monroe	W	52-9
O12	CINCINNATI	W	35-17
O19	UAB	W	35-14
O26	NAVY	W	51-30
N9	at TCU	L	10-17
N16	ARMY	L	10-14
N23	SOUTHERN MISS	W	31-10
D25	at Hawaii (ConAgra Foods Hawai'i Bowl)	W	36-28

UAB (5-7, 4-4 C-USA)

A31	at Florida	L	3-51
S7	TROY STATE	W	27-26
S14	PITTSBURGH	L	20-26
S21	at Louisiana-Lafayette	L	0-34
S28	MEMPHIS	W	31-17
O12	HOUSTON	W	51-34
O19	at Tulane	L	14-35
O26	at Army	W	29-26
N9	SOUTHERN MISS	L	13-20
N16	EAST CAROLINA	W	36-29
N23	at Louisville	L	21-41
N30	at Cincinnati	L	23-31

OFFENSIVE PLAYER OF THE YEAR

Dave Ragone, QB, Louisville

DEFENSIVE PLAYER OF THE YEAR

LaMarcus McDonald, LB, TCU

SPECIAL TEAMS PLAYER OF THE YEAR

Broderick Clark, KR, Louisville

FRESHMAN OF THE YEAR

Lonta Hobbs, RB, TCU

COACH OF THE YEAR

Gary Patterson, TCU

2002 Highlights

TCU and Cincinnati shared the regular season championship, making the Horned Frogs and Bearcats the fifth and sixth teams to earn at least a share of the C-USA regular season crown in the league's first seven seasons....TCU finished ranked in both major polls, closing at No. 22 in the ESPN/USA Today Coaches poll and No. 23 in the Associated Press rankings....For the first time ever, Conference USA produced five bowl teams, with Cincinnati, Louisville, Southern Miss, TCU and Tulane all participating in postseason action....Louisville defeated No. 4 Florida State, 26-20 in overtime on Sept. 26, marking the highest ranked opponent that a C-USA team has ever defeated....TCU led the nation in total defense (240.3 ypg) and rushing defense (64.8 ypg)...Tulane topped Division I-A in turnovers gained with 43, intercepting 22 passes and forcing 21 fumbles.

ANNUAL STANDINGS

2001 STANDINGS

	C-USA			All Games								
	W-L	PCT.	H	A	PTS	OPP	W-L	PCT.	H	A	PTS	OPP
x- LOUISVILLE	6-1	.857	3-0	3-1	237	136	11-2	.846	6-0	5-2	394	223
CINCINNATI	5-2	.714	1-2	4-0	205	189	7-5	.583	3-3	4-2	322	269
EAST CAROLINA	5-2	.714	1-2	4-0	252	184	6-6	.500	2-3	4-3	421	360
UAB	5-2	.714	3-1	2-1	204	116	6-5	.545	4-1	2-4	265	206
TCU	4-3	.571	2-1	2-2	192	194	6-6	.500	2-2	4-4	289	285
SOUTHERN MISS	4-3	.571	3-1	1-2	191	101	6-5	.545	4-1	2-4	278	186
MEMPHIS	3-4	.429	2-2	1-2	196	183	5-6	.455	4-2	1-4	294	281
ARMY	2-5	.286	2-2	0-3	150	257	3-8	.273	2-3	1-5	229	359
TULANE	1-6	.143	1-2	0-4	180	306	3-9	.250	2-3	1-6	344	495
HOUSTON	0-7	.000	0-4	0-3	137	278	0-11	.000	0-6	0-5	190	432

*Includes Bowl Games On Neutral Fields - X- Conference USA Champions

ARMY (3-8, 2-5 C-USA)

S8	CINCINNATI	L	21-24	0-1
S22	at UAB	L	3-55	0-2
S29	at Boston College	L	10-31	0-3
O6	HOUSTON	W	28-14	1-3
O13	EAST CAROLINA	L	26-49	1-4
O20	at TCU	L	20-38	1-5
O27	TULANE	W	42-35	2-5
N3	at Air Force	L	24-34	2-6
N10	BUFFALO	L	19-26	2-7
N17	at Memphis	L	10-42	2-8
D1	vs. Navy at Philadelphia	W	26-17	3-8

CINCINNATI (7-5, 5-2 C-USA)

S2	PURDUE	L	14-19	0-1
S8	at Army	W	24-21	1-1
S22	at Miami (Ohio)	L	14-21	1-2
O6	TULANE	W	46-33	2-2
O13	at UAB	W	31-17	3-2
O20	at Houston	W	29-28	4-2
O27	LOUISVILLE	L	13-28	4-3
N3	CONNECTICUT	W	45-28	5-3
N10	EAST CAROLINA	L	26-28	5-4
N24	at Memphis	W	36-34	6-4
D1	LOUISIANA-MONROE	W	42-10	7-4
D29	vs. (25) Toledo (Motor City Bowl)	L	16-23	7-5

EAST CAROLINA (6-6, 5-2 C-USA)

S1	WAKE FOREST	L	19-21	0-1
S8	at Tulane	W	51-24	1-1
S22	WILLIAM & MARY	W	38-23	2-1
S29	at Syracuse	L	30-44	2-2
O6	at North Carolina	L	21-24	2-3
O13	at Army	W	49-26	3-3
O20	MEMPHIS	W	32-11	4-3
O30	at TCU (ESPN 2)	W	37-30	5-3
N10	at Cincinnati	W	28-26	6-3
N15	(19) LOUISVILLE	L	34-39	6-4
N23	SOUTHERN MISS	L	21-28	6-5
D19	vs. (25) Marshall (GMAC Bowl)	L	61-64	6-6

HOUSTON (0-11, 0-7 C-USA)

S1	RICE	L	14-21	0-1
S22	(4) TEXAS	L	26-53	0-2
S29	TCU	L	17-34	0-3
O6	at Army	L	14-28	0-4
O13	MEMPHIS	L	33-52	0-5
O20	CINCINNATI	L	28-29	0-6
O27	at Southern Miss	L	14-58	0-7
N3	at USF	L	6-45	0-8
N10	at (25) Louisville	L	10-34	0-9
N17	UAB	L	21-43	0-10
D1	at (16) Georgia	L	7-35	0-11

LOUISVILLE (11-2, 6-1 C-USA)

A23	NEW MEXICO STATE	W	45-24	1-0
S1	at Kentucky (Jefferson-Pilot)	W	36-10	2-0
S8	WESTERN CAROLINA	W	31-7	3-0
S22	at Illinois	L	10-34	3-1
S29	MEMPHIS	W	38-21	4-1
O4	COLORADO STATE	W	7-2	5-1
O16	SOUTHERN MISS	W	24-14	6-1
O27	at Cincinnati	W	28-13	7-1
N3	at Tulane	W	52-7	8-1
N10	HOUSTON	W	34-10	9-1
N15	at East Carolina	W	39-34	10-1
N23	at TCU	L	22-37	10-2
D31	vs. (17) BYU (AXA Liberty Bowl)	W	28-10	11-2

MEMPHIS (5-6, 3-4 C-USA)

S3	at (18) Mississippi State	L	10-30	0-1
S8	CHATTANOOGA	W	43-10	1-1
S22	USF	W	17-9	2-1
S29	at Louisville	L	21-38	2-2
O6	SOUTHERN MISS	W	22-17	3-2
O13	at Houston	W	52-33	4-2
O20	at East Carolina	L	11-32	4-3
O27	UAB	L	14-17	4-4
N10	at (6) Tennessee	L	28-49	4-5
N17	ARMY	W	42-10	5-5
N24	CINCINNATI	L	34-36	5-6

SOUTHERN MISS (6-5, 4-3 C-USA)

S1	OKLAHOMA STATE	W	17-9	1-0
S22	at Louisiana Lafayette	W	35-10	2-0
S29	UAB	W	3-0	3-0
O6	at Memphis	L	17-22	3-1
O16	at Louisville	L	14-24	3-2
O27	HOUSTON	W	58-14	4-2
N3	at Penn State	L	20-38	4-3
N17	TULANE	W	59-6	5-3
N23	at East Carolina	W	28-21	6-3
N29	at Alabama	L	15-28	6-4
D7	TCU	L	12-14	6-5

TCU (6-6, 4-3 C-USA)

A25	at (4) Nebraska	L	7-21	0-1
S1	at North Texas	W	19-5	1-1
S8	at SMU	W	38-10	2-1
S22	NORTHWESTERN (LA) STATE	L	24-27 (ot)	2-2
S29	at Houston	W	34-17	3-2
O13	at Tulane	L	22-48	3-3
O20	ARMY	W	38-20	4-3
O30	EAST CAROLINA	L	30-37	4-4
N10	at UAB	L	17-38	4-5
N23	(17) LOUISVILLE	W	37-22	5-5
D7	at Southern Miss	W	14-12	6-5
D28	vs. Texas A&M (galleryfurniture.com Bowl)	L	9-28	6-6

TULANE (3-9, 1-6 C-USA)

A25	at BYU	L	35-70	0-1
S1	at (14) Louisiana State	L	17-48	0-2
S8	EAST CAROLINA	L	24-51	0-3
S22	CENTRAL FLORIDA	L	29-36	0-4
S29	SOUTHERN	W	41-7	1-4
O6	at Cincinnati	L	33-46	1-5
O13	TCU	W	48-22	2-5
O20	at UAB	L	27-34	2-6
O27	at Army	L	35-42	2-7
N3	LOUISVILLE	L	7-52	2-8
N10	at Navy	W	42-28	3-8
N17	at Southern Miss	L	6-59	3-9

UAB (6-5, 5-2 C-USA)

A30	MONTANA STATE	W	41-13	1-0
S8	at (5) Florida State	L	7-29	1-1
S22	ARMY	W	55-3	2-1
S29	at Southern Miss	L	0-3	2-2
O6	at UCF	L	7-24	2-3
O13	CINCINNATI	L	17-31	2-4
O20	TULANE	W	34-27	3-4
O27	at Memphis	W	17-14	4-4
N10	TCU	W	38-17	5-4
N17	at Houston	W	43-21	6-4
D1	at Pittsburgh	L	6-24	6-5

Offensive Player of the Year

Dave Ragone, QB, Louisville

Defensive Player of the Year

Dewayne White, DE, Louisville

Special Teams Player of the Year

Seth Marler, K, Tulane

Freshman of the Year

Gino Guidugli, QB, Cincinnati

Coach of the Year

John L. Smith, Louisville

2001 Highlights

Louisville finished ranked No. 17 in the nation and joined National Champion Miami (Fla.) as the only schools that repeated as conference champions...For the second year in a row, Conference USA produced six bowl-eligible teams. The only leagues that produced more bowl-eligible teams were the SEC (9), Big 12 (8) and ACC (7)...For the second straight year, a Conference USA player was awarded the Lou Groza Award, given to the nation's top placekicker. Tulane junior kicker Seth Marler earned the award in 2001... Louisville and TCU each made their fourth straight bowl appearances...Southern Miss posted its eighth consecutive winning season... UAB led the nation in rushing defense, allowing just 57.8 yards per game.



ANNUAL STANDINGS

2000 STANDINGS

	C-USA				All Games							
	W-L	Pct.	H	A	Pts	Opp	W-L	Pct.	H	A	Pts	Opp
X- LOUISVILLE	6-1	.857	3-1	3-0	255	159	9-3	.750	6-1	3-2*	405	268
CINCINNATI	5-2	.714	4-0	1-2	187	165	7-5	.583	6-0	1-5*	289	285
EAST CAROLINA	5-2	.714	3-1	2-1	206	125	8-4	.667	4-2	4-2*	370	256
SOUTHERN MISS	4-3	.571	1-2	3-1	180	150	8-4	.667	2-2	6-2*	314	203
UAB	3-4	.429	1-2	2-2	144	156	7-4	.636	4-2	3-2	238	192
TULANE	3-4	.429	3-1	0-3	192	205	6-5	.545	4-1	2-4	329	346
MEMPHIS	2-5	.286	1-2	1-3	109	146	4-7	.364	2-4	2-3	176	199
HOUSTON	2-5	.286	1-2	1-3	154	249	3-8	.273	2-2	1-6	211	370
ARMY	1-6	.143	1-2	0-4	129	204	1-10	.091	1-4	0-6	224	372

X- Conference USA Champions

ARMY (1-10, 1-6 C-USA)

S4	at Cincinnati	L	17-23
S9	BOSTON COLLEGE	L	17-55
S16	at Houston	L	30-31
S23	MEMPHIS	L	16-26
O7	at New Mexico State	L	23-42
O14	at East Carolina	L	21-42
O21	TULANE	W	21-17
N4	AIR FORCE	L	27-41
N11	at Louisville	L	17-38
N18	UAB	L	7-27
D2	vs Navy (in Baltimore)	L	28-30

CINCINNATI (7-5, 5-2 C-USA)

S4	ARMY	W	23-17
S9	SYRACUSE	W	12-10
S16	at (4) Wisconsin	L	25-28 (ot)
S23	at Indiana	L	6-42
S30	at Tulane	L	19-24
O7	HOUSTON	W	48-31
O14	at Louisville	L	24-38
O28	MIAMI (OHIO)	W	45-15
N4	UAB	W	33-21
N11	at Memphis	W	13-10 (ot)
N18	(20) SOUTHERN MISS	W	27-24
D27	vs Marshall (Motor City Bowl)	L	14-25

EAST CAROLINA (8-4, 5-2 C-USA)

S2	at Duke	W	38-0
S7	(9) VIRGINIA TECH	L	28-45
S16	TULANE	W	37-17
S23	SYRACUSE	W	34-17
O7	at Memphis	L	10-17
O14	ARMY	W	42-21
O19	at Louisville	W	28-25
O28	UAB	L	13-16
N11	HOUSTON	W	62-20
N18	at West Virginia	L	24-42
N24	at Southern Miss	W	14-9
D27	vs Texas Tech (galleryfurniture Bowl)	W	40-27

HOUSTON (3-8, 2-5 C-USA)

S2	at Rice	L	27-30 (ot)
S9	at Louisiana State	L	13-28
S16	ARMY	W	31-30
S23	at (15) Texas	L	0-48
S30	SMU	W	17-15
O7	at Cincinnati	L	31-48
O21	at Memphis	W	33-30 (3ot)
O28	(14) SOUTHERN MISS	L	3-6
N4	at Tulane	L	23-41
N11	at East Carolina	L	20-62
N18	LOUISVILLE	L	13-32

LOUISVILLE (9-3, 6-1 C-USA)

S2	KENTUCKY	W	40-34
S9	GRAMBLING	W	52-0
S23	at (2) Florida State	L	0-31
S30	CONNECTICUT	W	41-22
O7	at UAB	W	38-17
O14	CINCINNATI	W	38-24
O19	EAST CAROLINA	L	25-28
O28	TULANE	W	35-32
N4	at (11) Southern Miss	W	49-28
N11	ARMY	W	38-17
N18	at Houston	W	32-13
D31	vs (23) Colorado State (Liberty Bowl)	L	17-22

MEMPHIS (4-7, 2-5 C-USA)

S2	MISSISSIPPI STATE	L	3-17
S9	LOUISIANA-MONROE	W	28-0
S16	at Arkansas State	W	19-17
S23	at Army	W	26-16
S30	at Southern Miss	L	3-24
O7	EAST CAROLINA	W	17-10
O14	at UAB	L	9-13
O21	HOUSTON	L	30-33 (3ot)
N4	TENNESSEE (Fox Net)	L	17-19
N11	CINCINNATI	L	10-13 (ot)
N18	at Tulane	L	14-37

SOUTHERN MISS (8-4, 4-3 C-USA)

S2	at (12) Tennessee	L	16-19
S16	at (13) Alabama	W	21-0
S23	at Oklahoma State	W	28-6
S30	MEMPHIS	W	24-3
O7	USF	W	41-7
O14	at Tulane	W	56-24
O28	at Houston	W	6-3
N4	LOUISVILLE	L	28-49
N11	at UAB	W	33-30 (2ot)
N18	at Cincinnati	L	24-27
N24	EAST CAROLINA	L	9-14
D20	vs (13) TCU (Mobile Alabama Bowl)	W	28-21

TULANE (6-5, 3-4 C-USA)

S2	at (17) Mississippi	L	20-49
S16	at East Carolina	L	17-37
S23	at SMU	W	29-17
S30	CINCINNATI	W	24-19
O7	at Louisiana	W	38-37
O14	(16) SOUTHERN MISS	L	24-56
O21	at Army	L	17-21
O28	at Louisville	L	32-35
N4	HOUSTON	W	41-23
N11	NAVY	W	50-38
N18	MEMPHIS	W	37-14

UAB (7-4, 3-4 C-USA)

S7	CHATTANOOGA	W	20-15
S16	*at Kansas	L	20-23
S23	at Louisiana State	W	13-10
S30	LOUISIANA-LAFAYETTE	W	47-2
O7	LOUISVILLE	L	17-38
O14	MEMPHIS	W	13-9
O21	MIDDLE TENN. ST.	W	14-9
O28	at East Carolina	W	16-13
N4	at Cincinnati	L	21-33
N11	SOUTHERN MISS	L	30-33 (2ot)
N18	at Army	W	27-7

*designated Conference USA game

Offensive Player of the Year

Dave Ragone, QB, Louisville

Defensive Players of the Year

Cedric Scott, DE, Southern Miss
Wayne Rogers, Houston

Special Teams Player of the Year

Jonathan Ruffin, K, Cincinnati

Freshman of the Year

Mewelde Moore, RB, Tulane

Coach of the Year

John L. Smith, Louisville

2000 Highlights

For the first time in league history, Conference USA had five schools that posted at least seven regular season wins. The only conferences that had more seven-win teams were the SEC (8) and the Big 12 (7).... Four Conference USA teams went to bowl games, which is the most in league history.... Conference USA is the only Division I-A conference that had four teams ranked in the top 15 in total defense. Southern Miss was ranked third, Memphis sixth, UAB 11th and Louisville placed 15th....Cincinnati's Jonathan Ruffin won the Lou Groza Award, given to the nation's top placekicker. A consensus All-American, he connected on a nation-leading 26 field goals, the sixth-highest total in NCAA history.... Louisville's ANTHONY FLOYD led the nation in interceptions with a Conference USA-record 10.

ANNUAL STANDINGS

1999 STANDINGS

	W-L	PCT.	C-USA				OPP	W-L	All Games				
			H	A	PTS	OPP			PCT.	H	A	PTS	OPP
X- SOUTHERN MISS	6-0	1.000	3-0	3-0	189	88	9-3	.750	5-0	4-3	333	189	
EAST CAROLINA	4-2	.667	2-1	2-1	191	133	9-3	.750	*6-1	3-2	333	225	
LOUISVILLE	4-2	.667	2-1	2-1	196	180	7-5	.583	4-3	3-2	446	362	
MEMPHIS	4-2	.667	1-2	3-0	158	96	5-6	.455	2-4	3-2	232	182	
UAB	4-2	.667	2-1	2-1	140	129	5-6	.455	3-2	2-4	248	279	
HOUSTON	3-3	.500	2-1	1-2	131	152	7-4	.636	4-1	3-3	254	211	
TULANE	1-5	.167	1-2	0-3	127	236	3-8	.273	3-2	0-6	279	399	
ARMY	1-5	.167	1-2	0-3	125	197	3-8	.273	3-3	0-5	225	317	
CINCINNATI	0-6	.000	0-3	0-3	121	167	3-8	.273	2-4	1-4	275	289	

X- Conference USA champions *Includes wins in Charlotte and Raleigh

ARMY (3-8, 1-5 C-USA)

S11	WAKE FOREST	L	15-34
S18	at Tulane	L	28-48
S25	BALL STATE	W	41-21
O2	(19) EAST CAROLINA	L	14-33
O7	LOUISVILLE	W	59-52 (2ot)
O16	at (25) Southern Miss	L	0-24
O23	NEW MEXICO STATE	W	35-18
N6	at Air Force	L	0-28
N13	at Memphis	L	10-14
N20	HOUSTON	L	14-26
D4	vs Navy (in Philadelphia)	L	9-19

CINCINNATI (3-8, 0-6 C-USA)

S4	KENT	W	41-3
S11	TROY STATE	L	24-31
S18	(8) WISCONSIN	W	17-12
S25	at Ohio State	L	20-34
O9	at Houston	L	20-23
O16	UAB	L	21-24 (ot)
O23	at (21) Southern Miss	L	20-28
O30	at Miami (Ohio)	W	52-42
N6	LOUISVILLE	L	13-23
N13	at (24) East Carolina	L	34-48
N20	MEMPHIS	L	13-21

EAST CAROLINA (9-3, 4-2 C-USA)

S4	vs West Virginia	W	30-23
S11	DUKE	W	27-9
S18	at South Carolina	W	21-3
S25	(9) MIAMI -FLA.	W	27-23
O2	at Army	W	33-14
O9	SOUTHERN MISS	L	22-39
O23	TULANE	W	52-7
O30	at Houston	W	19-3
N6	at UAB	L	17-36
N13	CINCINNATI	W	48-34
N20	NORTH CAROLINA STATE	W	23-6
D22	vs. TCU	L	14-28

HOUSTON (7-4, 3-3 C-USA)

S4	RICE	W	28-3
S11	at (22) Alabama	L	10-37
S18	LOUISIANA-LAFAYETTE	W	45-0
S25	at UAB	L	10-29
O9	CINCINNATI	W	23-20
O16	at North Carolina	W	20-12
O23	at Louisville	L	33-39
O30	(17) EAST CAROLINA	L	3-19
N6	TULANE	W	36-31
N13	at Louisiana State	W	20-7
N20	at Army	W	26-14

LOUISVILLE (7-5, 4-2 C-USA)

S4	at Kentucky	W	56-28
S11	CHATTANOOGA	W	58-30
S18	ILLINOIS	L	36-41
S25	OKLAHOMA	L	21-42
O2	EASTERN MICHIGAN	W	45-10
O7	at Army	L	52-59 (2ot)
O16	at Memphis	W	32-31
O23	HOUSTON	W	39-33
O30	UAB	W	23-14
N6	at Cincinnati	W	23-13
N20	(17) SOUTHERN MISS	L	27-30
D30	vs. Boise State	L	31-34

MEMPHIS (5-6, 4-2 C-USA)

S4	MISSISSIPPI	L	0-3
S11	at Mississippi State	L	10-13
S18	ARKANSAS STATE	W	31-26
S25	at (7) Tennessee	L	16-17
O2	MISSOURI	L	17-27
O9	at UAB	W	38-14
O16	LOUISVILLE	L	31-32
O30	at Tulane	W	49-7
N6	(25) SOUTHERN MISS	L	5-20
N13	ARMY	W	14-10
N20	at Cincinnati	W	21-13

SOUTHERN MISS (9-3, 6-0 C-USA)

S6	TULANE	W	48-14
S11	NORTHWESTERN (LA) ST.	W	40-6
S18	at (4) Nebraska	L	13-20
S25	at (5) Texas A&M	L	6-23
O9	at (16) East Carolina	W	39-22
O16	ARMY	W	24-0
O23	CINCINNATI	W	28-20
O30	at (14) Alabama	L	14-35
N6	at Memphis	W	20-5
N13	LOUISIANA-LAFAYETTE	W	48-0
N20	at Louisville	W	30-27
D31	vs. Colorado State	W	23-17

TULANE (3-8, 1-5 C-USA)

S6	at Southern Miss	L	14-48
S11	SMU	W	53-19
S18	ARMY	W	48-28
O2	at (22) Syracuse	L	17-47
O9	at (25) Mississippi	L	13-20
O16	LOUISIANA-LAFAYETTE	W	48-32
O23	at (20) East Carolina	L	7-52
O30	MEMPHIS	L	7-49
N6	at Houston	L	31-36
N13	at Navy	L	21-45
N20	UAB	L	20-23 (ot)

UAB (5-6, 4-2 C-USA)

S4	at Missouri	L	28-31
S11	at (11) Virginia Tech	L	10-31
S25	HOUSTON	W	29-10
O2	LOUISIANA-MONROE	W	47-0
O9	MEMPHIS	L	14-38
O16	at Cincinnati	W	24-21 (ot)
O23	at Wake Forest	L	3-47
O30	at Louisville	L	14-23
N6	(17) EAST CAROLINA	W	36-17
N13	LOUISIANA TECH	L	20-41
N20	at Tulane	W	23-20 (ot)

Offensive Player of the Year

Chris Redman, QB, Louisville

Defensive Player of the Year

Adallus Thomas, DE, Southern Miss

Special Teams Player of the Year

Rodregis Brooks, PR, UAB

Co-Freshmen of the Year

LaDaris Vann, WR, Cincinnati

Travis Anglin, QB, Memphis

Coach of the Year

Jeff Bower, Southern Miss

1999 Highlights

Southern Miss finished ranked 13th in the final USA Today/ESPN Coaches Poll and 14th in the final Associated Press Poll....Cincinnati defeated No. 8 Wisconsin on September 18....East Carolina beat No. 9 Miami on September 25, a game that was moved to Raleigh after severe flooding from Hurricane Floyd hit Greenville....C-USA was the only Division I-A conference in which every team averaged at least 20 points per game....UAB made its football debut in Conference USA and tied for second place in the league standings....Louisville quarterback Chris Redman won the Johnny Unitas Golden Arm Award after throwing for 3,647 yards and a school-record 29 touchdowns.



ANNUAL STANDINGS

1998 STANDINGS

	C-USA			All Games									
	W-L	Pct.	H	A	Pts	Opp	W-L	Pct.	H	A	Pts	Opp	
X- TULANE	6-0	1.000	3-0	3-0	239	149	12-0	1.000	6-0	6-0*	540	295	
SOUTHERN MISS	5-1	.833	2-0	2-1	207	80	7-5	.583	4-1	3-4*	384	238	
LOUISVILLE	4-2	.600	3-0	1-2	238	203	7-5	.583	5-1	2-4*	473	435	
EAST CAROLINA	3-3	.500	1-2	2-1	171	215	6-5	.545	3-2	3-3	274	297	
ARMY	2-4	.333	1-2	1-2	171	199	3-8	.272	1-4	2-4	257	325	
HOUSTON	2-4	.333	1-2	1-2	175	196	3-8	.272	1-4	3-3	254	317	
MEMPHIS	1-5	.167	1-2	0-3	152	213	2-9	.182	2-4	0-5	226	340	
CINCINNATI	1-5	.167	1-2	0-3	161	259	2-9	.182	1-5	1-4	259	456	

X- Conference USA champions *Includes bowl game at neutral field

ARMY (3-8, 2-4 C-USA)

S12	MIAMI (OHIO)	L	13-14
S19	CINCINNATI	W	37-20
26	at Rutgers	L	15-27
O3	at East Carolina	L	25-30
O10	at Houston	W	38-28
O17	SOUTHERN MISS	L	13-37
O24	at (18) Notre Dame	L	17-20
N7	(21) AIR FORCE	L	7-35
N14	TULANE	L	35-49
N21	at Louisville	L	23-35
D5	vs Navy (in Philadelphia)	W	34-30

CINCINNATI (2-9, 1-5 C-USA)

S5	TULANE	L	34-52
S12	MIAMI (FLA.)	L	12-38
S19	at Army	L	20-37
S26	INDIANA	L	14-48
O3	at Louisville	L	19-62
O10	at (24) Syracuse	L	21-63
O17	at Memphis	L	23-41
O24	MIAMI (OHIO)	L	0-41
N5	EAST CAROLINA	L	21-24
N14	HOUSTON	W	44-43
N21	at Arkansas State	W	51-7

EAST CAROLINA (6-5, 3-3 C-USA)

S5	at Virginia Tech	L	3-38
S12	CHATTANOOGA	W	31-0
S19	at Ohio	W	21-14
O3	ARMY	W	30-25
O10	UAB	W	26-7
O17	at Alabama	L	22-23
O24	at Southern Miss	L	7-41
O31	HOUSTON	L	31-34
N5	at Cincinnati	W	24-21
N14	LOUISVILLE	L	45-63
N21	at Memphis	W	34-31

HOUSTON (3-8, 2-4 C-USA)

S5	at California	L	10-14
S12	MINNESOTA	L	7-14
S19	(4) UCLA (FX)	L	24-42
S27	at (4) Tennessee	L	7-42
O3	MEMPHIS	W	35-14
O10	ARMY	L	28-38
O24	at North Texas	W	31-9
O31	at East Carolina	W	34-31
N7	SOUTHERN MISS	L	15-21
N14	at Cincinnati	L	43-44
N21	at (12) Tulane	L	20-48

LOUISVILLE (7-5, 4-2 C-USA)

S5	KENTUCKY	L	34-68
S12	at Utah	L	22-45
S19	at Illinois	W	35-9
S26	BOSTON COLLEGE	W	52-28
O3	CINCINNATI	W	62-19
O10	at Southern Miss	L	21-56
O17	at (23) Tulane	L	22-28
O24	MEMPHIS	W	35-32
O31	WESTERN KENTUCKY	W	63-34
N14	at East Carolina	W	63-45
N21	ARMY	W	35-23
D23	#vs. Marshall	L	29-48

MEMPHIS (2-9, 1-5 C-USA)

S5	at Mississippi	L	10-30
S12	MISS. STATE	L	6-14
S19	at Minnesota	L	14-41
O3	at Houston	L	14-35
O10	(19) ARKANSAS	L	9-23
O17	CINCINNATI	W	41-23
O24	at Louisville	L	32-35
O31	ARKANSAS STATE	W	35-19
N7	(15) TULANE	L	31-41
N14	at Southern Miss	L	3-45
N21	EAST CAROLINA	L	31-34

SOUTHERN MISS (7-5, 5-1 C-USA)

S5	at (13) Penn State	L	6-34
S19	(17) TEXAS A&M	L	6-24
S26	SOUTHWESTERN LA.	W	55-0
O3	at (25) Tulane	L	7-21
O10	LOUISVILLE	W	56-21
O17	at Army	W	37-13
O24	EAST CAROLINA	W	41-7
O31	at Alabama	L	20-30
N7	at Houston	W	21-15
N14	MEMPHIS	W	45-3
N21	at Nevada	W	55-28
D30	#vs. Idaho	L	35-42

TULANE (12-0, 6-0 C-USA)

S5	at Cincinnati	W	52-34
S12	at SMU	W	31-21
S26	NAVY	W	42-24
O3	SOUTHERN MISS	W	21-7
O17	LOUISVILLE	W	28-22
O24	at Rutgers	W	52-24
O31	SOUTHWESTERN LA.	W	72-20
N7	at Memphis	W	41-31
N14	at Army	W	49-35
N21	HOUSTON	W	48-20
N26	LOUISIANA TECH	W	63-30
D31	#vs. Brigham Young	W	42-35

Offensive Player of the Year

Chris Redman, QB, Louisville

Defensive Player of the Year

Adaluis Thomas, DE, Southern Miss

Special Teams Player of the Year

Ryan White, K, Memphis

Freshman of the Year

Derrick Nix, RB, Southern Miss

Coach of the Year

Tommy Bowden, Tulane

1998 Highlights

Tulane finished as one of two unbeaten teams (national champion Tennessee) in Division I-A, capping a 12-0 season with a win over BYU in the AXA/Equitable Liberty Bowl...Tulane finished ranked No. 7 in both polls, the league's highest ranking...Louisville posted the largest improvement in Division I-A, going from 1-10 in 1997 to 7-4 and a berth in the Motor City Bowl in 1998...After 108 years as an independent, Army made its conference debut...Louisville and Southern Miss were two of six teams in I-A that had a 2,000-yard passer, a 1,000-yard rusher and a 1,000-yard receiver...Ryan White of Memphis was the only kicker in any division of college football that did not miss a kick the entire season, hitting all 16 field goal attempts and all 22 extra-points.

ANNUAL STANDINGS

1997 STANDINGS

	W-L	Pct.	C-USA				All Games					
			H	A	Pts	Opp	W-L	Pct.	H	A	Pts	Opp
X- SOUTHERN MISS	6-0	1.000	3-0	3-0	198	85	9-3	.750	4-0	*5-3	335	210
TULANE	5-1	.833	3-0	2-1	211	124	7-4	.636	4-2	3-2	375	225
EAST CAROLINA	4-2	.667	2-1	2-1	148	131	5-6	.455	3-2	2-4	214	298
CINCINNATI	2-4	.333	2-1	0-3	127	136	8-4	.667	5-1	**3-3	321	252
MEMPHIS	2-4	.333	2-1	0-3	104	143	4-7	.364	4-2	0-5	218	243
HOUSTON	2-4	.333	1-2	1-2	118	188	3-8	.273	1-4	2-4	216	410
LOUISVILLE	0-6	.000	0-3	0-3	139	236	1-10	.091	1-5	0-5	245	407

X- Conference USA champions

*Includes neutral field win at AXA/Equitable Liberty Bowl. **Includes neutral field win at Humanitarian Bowl

CINCINNATI (8-4, 2-4 C-USA)

A28	TULSA	W	34-24
S6	at Tulane	L	17-31
S20	KANSAS	W	34-7
S27	at Boston College	W	24-6
O4	MEMPHIS	W	20-17
O11	UAB	W	33-29
O18	at Houston	L	38-41 (2OT)
O25	at Miami (Ohio)	W	34-31 (OT)
N1	(24) SOUTHERN MISS	L	17-24
N8	LOUISVILLE	W	28-9
N13	at East Carolina	L	7-14
D29	vs. Utah State	W	35-19

LOUISVILLE (1-10, 0-6 C-USA)

A30	at Kentucky	L	24-38
S6	UTAH	L	21-27
S13	ILLINOIS	W	26-14
S20	(1) PENN STATE	L	21-57
S27	at Oklahoma	L	14-35
O4	at Southern Miss	L	24-42
O11	TULANE	L	33-64
O25	HOUSTON	L	22-36
N1	EAST CAROLINA	L	31-45
N8	at Cincinnati	L	9-28
N15	at Memphis	L	20-21

SOUTHERN MISS (9-3, 6-0 C-USA)

A30	at (1) Florida	L	6-21
S6	at Illinois	W	24-7
S20	NEVADA	W	35-19
S27	at (19) Alabama	L	13-27
O4	LOUISVILLE	W	42-24
O11	at East Carolina	W	23-13
O25	TULANE	W	34-13
N1	at Cincinnati	W	24-17
N8	at (7) Tennessee	L	20-44
N15	HOUSTON	W	33-0
N22	at Memphis	W	42-18
D31	vs. Pittsburgh	W	41-7

EAST CAROLINA (5-6, 4-2 C-USA)

S6	at West Virginia	L	17-24
S13	WAKE FOREST	W	25-24
S20	SOUTH CAROLINA	L	0-26
O4	at Syracuse	L	0-56
O11	SOUTHERN MISS	L	13-23
O18	at Tulane	L	16-33
O25	MEMPHIS	W	32-10
N1	at Louisville	W	45-31
N8	at Houston	W	28-27
N13	CINCINNATI	W	14-7
N22	at North Carolina State	L	24-37

MEMPHIS (4-7, 2-4 C-USA)

A30	at Mississippi State	L	10-13
S6	UAB	W	28-7
S13	at (21) Michigan State	L	21-51
S20	MINNESOTA	L	17-20
O4	at Cincinnati	L	17-20
O11	ARKANSAS STATE	W	38-9
O25	at East Carolina	L	10-32
N1	HOUSTON	W	24-3
N8	at Tulane	L	14-26
N15	LOUISVILLE	W	21-20
N22	SOUTHERN MISS	L	18-42

TULANE (7-4, 5-1 C-USA)

S6	CINCINNATI	W	31-17
S13	RICE	L	24-30
S20	at Syracuse	L	19-30
O4	ARMY	W	41-0
O11	at Louisville	W	64-33
O18	EAST CAROLINA	W	33-16
O25	at Southern Miss	L	13-34
N1	at SW Louisiana	W	56-0
N8	MEMPHIS	W	26-14
N15	MISSISSIPPI	L	24-41
N22	at Houston	W	44-10

HOUSTON (3-8, 2-4 C-USA)

A30	at (15) Alabama	L	17-42
S6	CALIFORNIA	L	3-35
S13	PITTSBURGH	L	24-35
S27	at Minnesota	W	45-43
O4	at (22) UCLA	L	10-66
O18	CINCINNATI	W	41-38 (2OT)
O25	at Louisville	W	36-22
N1	at Memphis	L	3-24
N8	EAST CAROLINA	L	27-28
N15	at Southern Miss	L	0-33
N22	TULANE	L	10-44

Offensive Player of the Year

Shaun King, QB, Tulane

Defensive Player of the Year

Patrick Surtain, CB, Southern Miss

Special Teams Player of the Year

Tinker Keck, PR, Cincinnati

Freshman of the Year

Jason McKinley, QB, Houston

Coach of the Year

Jeff Bower, Southern Miss

1997 Highlights

Southern Miss finished ranked No. 19 in both major polls, following a 9-3 season that included a 41-7 win over Pittsburgh in the AXA/Equitable Liberty Bowl...Tulane posted the second-largest turnaround in Division I-A, going from 2-9 in 1996 to 7-4 in 1997 under first-year head coach Tommy Bowden...Cincinnati made its first bowl appearance since 1950, defeating Big West Champion Utah State, 35-19...East Carolina made its Conference USA debut, finishing in third place...Cincinnati's Tinker Keck tied an NCAA record by returning four punts for touchdowns, including two in a game against Louisville.



ANNUAL STANDINGS

1996 STANDINGS

	C-USA						All Games					
	W-L	Pct.	H	A	Pts	Opp	W-L	Pct.	H	A	Pts	Opp
X- HOUSTON	4-1	.800	3-0	1-1	171	124	7-5	.583	4-2	3-3*	361	341
X- SOUTHERN MISS	4-1	.800	2-0	2-1	141	108	8-3	.727	4-0	4-3	285	247
CINCINNATI	2-3	.400	1-1	1-2	88	100	6-5	.545	4-2	2-3	229	212
LOUISVILLE	2-3	.400	1-2	1-1	57	102	5-6	.455	2-3	3-3	182	205
MEMPHIS	2-3	.400	2-0	0-3	65	92	4-7	.364	3-3	1-4	141	219
TULANE	1-4	.200	0-3	1-1	109	105	2-9	.182	1-5	1-4	213	268

X- Conference USA champions *includes neutral loss at St. Jude Liberty Bowl

CINCINNATI (6-5, 2-3 C-USA)

A30	TULANE	L	14-34
S7	KENTUCKY	W	24-3
S14	at (14) Kansas St.	L	0-35
S28	MIAMI (OHIO)	W	30-23 (3ot)
O5	at Memphis	L	16-18
O12	BOSTON COLLEGE	L	17-24
O19	HOUSTON	W	31-20
O26	at Louisville	W	10-7
N2	at Southern Miss	L	17-21
N16	at UAB	W	34-14
N23	NE LOUISIANA	W	35-13

LOUISVILLE (5-6, 2-3 C-USA)

A31	at Kentucky	W	38-14
S7	at (6) Penn State	L	7-24
S14	BAYLOR	L	13-14
S21	at Michigan State	W	30-20
S28	SOUTHERN MISS	L	7-24
O12	at Tulane	W	23-20
O19	NORTHERN ILLINOIS	W	27-3
O26	CINCINNATI	L	7-10
N2	MEMPHIS	W	13-10
N9	at North Carolina	L	10-28
N16	at Houston	L	7-38

SOUTHERN MISS (8-3, 4-1 C-USA)

A31	at Georgia	W	11-7	1-0
S7	at (13) Alabama	L	10-20	1-1
S14	UTAH STATE	W	31-24	2-1
S21	SOUTHWESTERN LA.	W	52-27	3-1
S28	at Louisville	W	24-7	4-1
O10	at East Carolina	W	28-7	5-1
O19	MEMPHIS	W	16-0	6-1
O26	at Tulane	W	31-28	7-1
N2	CINCINNATI	W	21-17	8-1
N9	at Houston	L	49-56 (OT)	8-2
N16	at (3) Florida State	L	14-54	8-3

HOUSTON (7-5, 4-1 C-USA)

A31	SAM HOUSTON ST	W	43-25
S7	at (17) Louisiana St	L	34-35
S14	at Pittsburgh	W	42-35 (OT)
S21	(15) Southern Cal	L	9-26
O5	at Southwestern La	W	31-24
O12	MEMPHIS	W	37-20
O19	at Cincinnati	L	20-31
O26	NORTH CAROLINA	L	14-42
N2	at Tulane	W	20-17
N9	SOUTHERN MISS	W	56-49 (OT)
N16	LOUISVILLE	W	38-7
D27	vs (22) Syracuse	L	17-30

MEMPHIS (4-7, 2-3 C-USA)

A31	(11) MIAMI (FLA.)	L	7-30	0-1
S7	MISSISSIPPI STATE	L	10-31	0-2
S14	at Missouri	W	19-16	1-2
S21	TULANE	W	17-10	2-2
O5	CINCINNATI	W	18-16	3-2
O12	at Houston	L	20-37	3-3
O19	at Southern Miss	L	0-16	3-4
O26	at Southwestern La.	L	9-13	3-5
N2	at Louisville	L	10-13	3-6
N9	TENNESSEE	W	21-17	4-6
N23	EAST CAROLINA	L	10-20	4-7

TULANE (2-9, 1-4 C-USA)

A30	at Cincinnati	W	34-14	1-0
S14	RICE	L	14-21	1-1
S21	at Memphis	L	10-17	1-2
O5	TCU	W	35-7	2-2
O12	LOUISVILLE	L	20-23	2-3
O19	at Army	L	10-34	2-4
O26	SOUTHERN MISS	L	28-31	2-5
N2	HOUSTON	L	17-20	2-6
N9	SYRACUSE	L	7-31	2-7
N16	at Navy	L	21-35	2-8
N23	at Louisiana State	L	17-35	2-9

Offensive Player of the Year

Antowain Smith, RB, Houston

Defensive Player of the Year

Tyrus McCloud, LB, Louisville

Special Teams Player of the Year

Jeff Liggon, KR, Tulane

Freshman of the Year

Ketric Sanford, RB/KR, Houston

Coach of the Year

Kim Helton, Houston

1996 Highlights

Tulane upset preseason C-USA favorite Cincinnati, 34-14, in the first-ever C-USA football game on August 30 in Nippert Stadium....Southern Miss won at Georgia and Louisville won at Kentucky in the opening weekend of the season....Houston became the first team to represent C-USA in a bowl, when the co-regular season champion Cougars battled Syracuse in the St. Jude Liberty Bowl....Memphis produced one of the biggest upsets of the college football season on November 9, when the Tigers defeated No. 6 Tennessee, 21-17 at a sold-out Liberty Bowl Memorial Stadium....Conference USA had the largest attendance increase of any Division I-A conference, drawing 160,677 more fans than it did the year before.

BOWL RESULTS

2005

TUESDAY, DECEMBER 20

New Orleans Bowl (Lafayette, La.)
Southern Miss 31, Arkansas State 19

WEDNESDAY, DECEMBER 21

GMAC Bowl (Mobile, Ala.)
Toledo 45, UTEP 13

FRIDAY, DECEMBER 23

Fort Worth Bowl (Fort Worth, Texas)
Kansas 42, Houston 13

SATURDAY, DECEMBER 24

Sheraton Hawai'i Bowl (Honolulu, Hawaii)
Nevada 49, UCF 48 (ot)

MONDAY, DECEMBER 26

Motor City Bowl (Detroit, Mich.)
Memphis 38, Akron 31

SATURDAY, DECEMBER 31

AutoZone Liberty Bowl (Memphis, Tenn.)
Tulsa 31, Fresno State 24

2004

TUESDAY, DECEMBER 14

Wyndham New Orleans Bowl (New Orleans, La.)
Southern Miss 31, North Texas 10

WEDNESDAY, DECEMBER 22

GMAC Bowl (Mobile, Ala.)
Bowling Green 52, Memphis 35

THURSDAY, DECEMBER 23

PlainsCapital Fort Worth Bowl (Fort Worth, Texas)
Cincinnati 32, Marshall 14

FRIDAY, DECEMBER 24

Sheraton Hawai'i Bowl (Honolulu, Hawaii)
Hawai'i 59, UAB 40

FRIDAY, DECEMBER 31

AutoZone Liberty Bowl (Memphis, Tenn.)
(7) Louisville 44, (10) Boise State 40

2003

TUESDAY, DECEMBER 16

New Orleans Bowl (New Orleans, La.)
Memphis 27, North Texas 17

THURSDAY, DECEMBER 18

GMAC Bowl (Mobile, Ala.)
(14) Miami (Ohio) 49, Louisville 28

TUESDAY, DECEMBER 23

PlainsCapital Fort Worth Bowl (Fort Worth, Texas)
(16) Boise State 34, (19) TCU 31

THURSDAY, DECEMBER 25

Sheraton Hawai'i Bowl (Honolulu, Hawaii)
Hawai'i 54, Houston 48 (3ot)

WEDNESDAY, DECEMBER 31

AXA Liberty Bowl (Memphis, Tenn.)
(25) Utah 17, Southern Miss 0

2002

TUESDAY, DECEMBER 17

New Orleans Bowl (New Orleans, La.)
North Texas 24, Cincinnati 19

WEDNESDAY, DECEMBER 18

GMAC Bowl (Mobile, Ala.)
(24) Marshall 38, Louisville 15

WEDNESDAY, DECEMBER 25

ConAgra Foods Hawai'i Bowl (Honolulu, Hawaii)
Tulane 36, Hawai'i 28

FRIDAY, DECEMBER 27

Houston Bowl (Houston, Texas)
Oklahoma State 33, Southern Miss 23

TUESDAY, DECEMBER 31

AXA Liberty Bowl (Memphis, Tenn.)
TCU 17, (21) Colorado State 3

2001

WEDNESDAY, DECEMBER 19

GMAC Bowl (Mobile, Ala.)
(25) Marshall 64, East Carolina 61 (2ot)

FRIDAY, DECEMBER 28

galleryfurniture.com Bowl (Houston, Texas)
Texas A&M 28, TCU 9

SATURDAY, DECEMBER 29

Motor City Bowl (Pontiac, Mich.)
(25) Toledo 23, Cincinnati 16

MONDAY, DECEMBER 31

AXA Liberty Bowl (Memphis, Tenn.)
(22) Louisville 28, (17) BYU 10

2000

WEDNESDAY, DECEMBER 20

GMAC Mobile Alabama Bowl (Mobile, Ala.)
Southern Miss 28, (13) TCU 21

WEDNESDAY, DECEMBER 27

Motor City Bowl (Pontiac, Mich.)
Marshall 25, Cincinnati 14

galleryfurniture.com Bowl (Houston, Texas)
East Carolina 40, Texas Tech 27

FRIDAY, DECEMBER 29

AXA Liberty Bowl (Memphis, Tenn.)
(23) Colorado State 22, (22) Louisville 17

1999

WEDNESDAY, DECEMBER 22

Mobile Alabama Bowl (Mobile, Ala.)
TCU 28, (19) East Carolina 14

THURSDAY, DECEMBER 30

Crucial.Com Humanitarian Bowl (Boise, Idaho)
Boise State 34, Louisville 31

FRIDAY, DECEMBER 31

AXA Liberty Bowl (Memphis, Tenn.)
(14) Southern Miss 23, Colorado State 17

1998

WEDNESDAY, DECEMBER 23

Motor City Bowl (Pontiac, Mich.)
Marshall 48, Louisville 29

WEDNESDAY, DECEMBER 30

Humanitarian Bowl (Boise, Idaho)
Idaho 42, Southern Miss 35

THURSDAY, DECEMBER 31

AXA/Equitable Liberty Bowl (Memphis, Tenn.)
(10) Tulane 41, Brigham Young 27

1997

MONDAY, DECEMBER 29

Humanitarian Bowl (Boise, Idaho)
Cincinnati 35, Utah State 19

WEDNESDAY, DECEMBER 31

AXA Liberty Bowl (Memphis, Tenn.)
(22) Southern Miss 41, Pittsburgh 7

1996

FRIDAY, DECEMBER 27

St. Jude Liberty Bowl (Memphis, Tenn.)
(22) Syracuse 30, Houston 17



ANNUAL LEADERS

INDIVIDUAL

RUSHING

Year	Player, School	G	Att.	Yards	TD	YPG
2005	DeAngelo Williams, MEM	11	310	1,964	18	178.5
2004	DeAngelo Williams, MEM	12	313	1,948	22	162.3
2003	DeAngelo Williams, MEM	11	243	1,430	10	130.0
2002	Joffrey Reynolds, HOU	12	316	1,545	11	128.8
2001	Leonard Henry, ECU	11	184	1,432	16	130.2
2000	Michael Wallace, ARMY	10	192	1,157	11	115.7
1999	Frank Moreau, LOU	10	233	1,289	17	128.9
1998	Derrick Nix, USM	11	226	1,180	9	107.3
1997	Harold Shaw, USM	11	245	1,045	16	95.0
1996	Antowain Smith, HOU	11	202	1,239	14	112.6

PASSING EFFICIENCY

Year	Player, School	G	Att.	Cmp.	Pct.	INT	Yards	TD	Rating
2005	Darrell Hackney, UAB	11	386	242	62.7	12	3,180	22	144.5
2004	Stefan LeFors, LOU	12	257	189	73.5	3	2,596	20	181.7
2003	Kevin Kolb, HOU	13	360	220	61.1	6	3,131	25	153.8
2002	Gino Guidugli, CIN	14	472	258	54.7	21	3,543	22	124.2
2001	Dave Ragone, LOU	12	383	231	60.3	7	3,056	23	143.5
2000	Dave Ragone, LOU	11	354	216	61.0	11	2,621	27	142.2
1999	Jeff Kelly, USM	11	260	153	58.8	11	2,062	21	143.7
1998	Shaun King, TLN	11	328	223	68.0	6	2,232	36	183.3
1997	Shaun King, TLN	11	363	199	54.8	14	2,567	24	128.3
1996	Lee Roberts, USM	10	142	86	60.6	7	1,296	12	155.3

TOTAL OFFENSE

Year	Player, School	G	Rush	Pass	Plays	Tot.	YPG
2005	Darrell Hackney, UAB	11	105	3,180	437	3,285	298.6
2004	Kevin Kolb, HOU	11	51	2,766	471	2,817	256.1
2003	Stefan LeFors, LOU	13	405	3,145	428	3,550	273.1
2002	Gino Guidugli, CIN	14	27	3,543	541	3,570	255.0
2001	Dave Ragone, LOU	12	66	3,056	475	3,122	260.2
2000	Patrick Ramsey, TLN	10	53	2,833	428	2,886	288.6
1999	Chris Redman, LOU	11	-124	3,647	533	3,523	320.3
1998	Chris Redman, LOU	10	33	4,042	513	4,009	400.9
1997	Shaun King, TLN	11	511	2,567	487	3,078	279.8
1996	Chuck Clements, HOU	11	-83	2,417	380	2,334	212.2

RECEPTIONS PER GAME

Year	Player, School	G	Rec.	Yards	TD	RPG
2005	Aundrae Allison, ECU	11	83	1,024	7	7.55
2004	J.R. Russell, LOU	12	73	968	7	6.09
2003	Terrance Copper, ECU	12	87	897	2	7.25
2002	LaDaris Vann, CIN	14	71	844	5	5.07
2001	LaDaris Vann, CIN	11	73	902	3	6.64
2000	Brian Robinson, HOU	11	77	870	6	7.00
1999	JaJuan Dawson, TLN	10	94	1,036	8	9.40
1998	Arnold Jackson, LOU	11	91	1,175	10	8.27
1997	Miguel Montano, LOU	11	67	875	1	6.09
1996	Damion Johnson, HOU	11	52	708	5	4.73

RECEIVING YARDS PER GAME

Year	Player, School	G	Rec.	Yards	TD	YPG
2005	Garrett Mills, TLS	13	87	1,235	9	95.0
2004	Roddy White, UAB	12	71	1,452	14	121.0
2003	Brandon Middleton, HOU	13	55	1,250	14	96.2
2002	Jon Olinger, CIN	14	54	1,114	7	79.6
2001	Deion Branch, LOU	12	72	1,188	9	99.0
2000	Adrian Burnette, TLN	11	74	1,075	14	97.7
1999	Arnold Jackson, LOU	11	101	1,209	9	109.9
1998	Sherrrod Gideon, USM	11	66	1,186	13	107.8
1997	Sherrrod Gideon, USM	11	54	1,008	9	91.6
1996	Damion Johnson, HOU	11	52	708	5	64.4

ALL-PURPOSE YARDS

Year	Player, School	G	Rush	Rec.	PR	KOR	Yards	YPG
2005	DeAngelo Williams, MEM	11	1,964	78	0	33	2,075	188.6
2004	DeAngelo Williams, MEM	12	1,948	210	0	72	2,230	185.8
2003	DeAngelo Williams, MEM	11	1,430	384	0	299	2,113	192.1
2002	William White, Army	11	13	384	10	1239	1,646	149.6
2001	Mewelde Moore, TLN	12	1,421	756	0	82	2,259	188.2
2000	Keith Stokes, ECU	10	66	442	416	503	1,427	142.7
1999	Frank Moreau, LOU	10	1,289	285	0	0	1,574	157.4
1998	Arnold Jackson, LOU	11	33	1,175	216	131	1,555	141.4
1997	Ketric Sanford, HOU	9	636	101	0	530	1,267	140.8
1996	Antowain Smith, HOU	11	1,239	201	0	15	1,455	132.3

SCORING

Year	Player, School	G	TD	XPT	FG	Pts.	PPG
2005	DeAngelo Williams, MEM	11	19	0	0	114	10.4
2004	DeAngelo Williams, MEM	12	23	0	0	138	11.5
2003	Nick Browne, TCU	13	0	38	28	122	9.4
2002	Art Brown, ECU	10	17	2	0	104	10.4
2001	Leonard Henry, ECU	11	18	0	0	108	9.8
2000	Jonathon Ruffin, CIN	11	0	26	26	104	9.5
1999	Frank Moreau, LOU	10	17	0	0	102	10.2
1998	Leroy Collins, LOU	11	19	2	0	116	10.5
1997	Brad Palazzo, TLN	11	0	40	23	109	9.9
1996	Antowain Smith, HOU	11	15	2	0	92	8.4

PUNTING

Year	Player, School	G	Att.	Yards	Avg.
2005	Luke Johnson, USM	12	53	2,378	44.9
2004	Chris Beckman, TLN	11	52	2,219	42.7
2003	Ryan Dougherty, ECU	12	64	2,846	44.5
2002	Jared Preston, ECU	12	73	3,170	43.4
2001	Dan MacElroy, ARMY	11	51	2,264	44.4
2000	Casey Roussel, TLN	11	59	2,609	44.2
1999	Andrew Bayes, ECU	11	47	2,259	48.1
1998	Graham White, ARMY	11	47	2,101	44.7
1997	Brad Hill, TLN	11	42	1,940	46.2
1996	Steve Smith, CIN	11	68	2,795	41.1

PUNT RETURNS

Year	Player, School	G	No.	Yards	TD	Avg.
2005	Joe Burnett, UCF	13	28	463	2	16.5
2004	Travis Williams, ECU	10	20	354	1	17.7
2003	Carl Jones, CIN	9	9	135	0	15.0
2002	Aris Comeaux, ARMY	9	12	233	2	19.4
2001	Anthony Floyd, LOU	12	14	198	1	14.1
2000	Omari Thompson, ARMY	11	12	211	2	17.6
1999	Rodregis Brooks, UAB	11	20	350	0	17.5
1998	Cornelius Bonner, CIN	9	9	122	0	13.6
1997	Tinker Keck, CIN	11	39	575	4	14.7
1996	Charles West, HOU	11	18	236	1	13.1

KICKOFF RETURNS

Year	Player, School	G	No.	Yards	TD	Avg.
2005	Jessie Henderson, SMU	11	24	663	1	27.6
2004	John Eubanks, USM	12	21	618	1	29.4
2003	J.R. Reed, USF	11	18	570	1	31.7
2002	Broderick Clark, LOU	12	26	827	2	31.8
2001	Omari Thompson, ARMY	11	28	739	1	26.4
2000	Zek Parker, LOU	11	26	752	0	28.9
1999	Zek Parker, LOU	11	35	860	2	24.6
1998	Mike Smith, HOU	9	12	349	1	29.1
1997	Eric Booth, USM	11	22	766	2	34.8
1996	Eric Booth, USM	11	12	352	0	29.3

ANNUAL LEADERS

FIELD GOALS

Year	Player, School	G	FG	FGA	Pct.	FG/G
2005	Darren McCaleb, USM	12	23	29	82.1	1.92
2004	Stephen Gostkowski, MEM	12	20	24	93.3	1.67
2003	Nick Browne, TCU	13	28	23	84.8	2.15
2002	Nick Browne, TCU	12	23	30	76.7	1.92
2001	Kevin Miller, ECU	11	14	17	82.4	1.27
	Nick Browne, TCU	11	14	20	70.0	1.27
2000	Jonathan Ruffin, CIN	11	26	29	89.7	2.36
1999	Seth Marler, TLN	11	15	21	71.4	1.36
1998	Ryan White, MEM	11	16	16	100.0	1.45
1997	Brad Palazzo, TLN	11	23	28	82.1	2.09
1996	Ted Lane, MEM	10	12	18	66.7	1.20

INTERCEPTIONS

Year	Player, School	G	Int.	Yards	TD	IPG
2005	Nick Graham, TLS	13	6	66	0	0.46
2004	Kerry Rhodes, LOU	12	6	56	1	0.50
2003	J.R. Reed, USF	11	7	45	0	0.64
2002	Jason Goss, TCU	12	8	27	0	0.67
	Lynaris Elpheage, TLN	13	8	133	1	0.62
2001	Glenn Sumter, MEM	11	6	61	0	0.55
2000	Anthony Floyd, LOU	11	10	152	1	0.91
1999	Rodregis Brooks, UAB	11	9	152	1	0.82
1998	K. Dale Rowland, ARMY	11	5	79	1	0.45
1997	Patrick Surtain, USM	11	6	127	0	0.55
1996	Monty Montgomery, HOU	11	6	87	0	0.60

TACKLES

Year	Player, School	G	Solo	Ast.	Total
2005	Kevis Coley, USM	12	81	69	150
2004	Greg Washington, ARMY	11	73	76	149
2003	Rod Davis, USM	12	111	53	164
2002	Rod Davis, USM	13	122	46	168
2001	Hanik Milligan, HOU	10	82	71	153
2000	Wayne Rogers, HOU	11	87	47	134
1999	Kamal Shakir, MEM	11	87	56	143
1998	T.J. Slaughter, USM	11	96	51	147
1997	Brad Jackson, CIN	11	93	75	168
1996	Tyrus McCloud, LOU	11	93	51	144

QUARTERBACK SACKS

Year	Player, School	G	UA	Ast.	Total
2005	Paul Carrington, UCF	13	9	0	9
2004	Larry McSwain, UAB	12	10	3	13
2003	Bo Schobel, TCU	13	13	4	17
2002	Dewayne White, LOU	13	10	1	11
	Rod Davis, USM	13	10	1	11
	LeMarcus McDonald, TCU	12	6	5	11
2001	Dewayne White, LOU	12	15	0	15
2000	Andre Arnold, MEM	11	13	0	13
	Michael Josiah, LOU	11	13	0	13
1999	Tramont Lawless, MEM	11	9	0	9
	Adallus Thomas, USM	11	9	0	9
1998	Roderick Coleman, ECU	11	12	2	14
1997	Roderick Coleman, ECU	11	14	1	15
1996	Carl Powell, LOU	11	10	1	11

TEAM

SCORING OFFENSE

Year	School	G	Pts.	Avg.
2005	Tulsa	13	430	33.1
2004	Louisville	12	597	49.8
2003	Louisville	13	450	34.6
2002	Cincinnati	14	426	30.4
2001	East Carolina	11	360	32.7
2000	Louisville	11	388	35.3
1999	Louisville	11	412	37.5

1998	Tulane	11	499	45.4
1997	Tulane	11	375	34.1
1996	Houston	11	344	31.3

RUSHING OFFENSE

Year	School	G	Att.	Yards	Avg.	TD	YPG
2005	Memphis	12	597	3,215	5.4	28	267.9
2004	Louisville	12	534	3,005	5.6	47	250.4
2003	Louisville	13	518	2,966	5.7	35	228.2
2002	TCU	12	589	2,438	4.1	23	203.2
2001	East Carolina	11	417	2,230	5.3	27	202.7
2000	UAB	11	473	1,801	3.8	14	163.7
1999	Army	11	636	2,915	4.6	24	265.0
1998	Army	11	610	3,510	5.3	25	293.8
1997	Cincinnati	11	593	2,371	4.0	22	215.5
1996	Cincinnati	11	521	1,995	3.8	16	181.4

PASSING OFFENSE

Year	School	G	Att.	Cmp.	Pct.	Int.	Yards	TD	YPG
2005	UTEP	12	458	268	58.5	20	3,607	29	300.6
2004	Louisville	12	359	256	71.3	5	3,463	27	288.6
2003	Memphis	13	470	260	55.3	13	3,419	23	263.0
2002	Cincinnati	14	520	281	54.0	23	3,877	24	276.9
2001	Tulane	12	511	294	57.5	14	3,498	27	291.5
2000	Tulane	11	505	288	57.0	16	3,569	28	324.5
1999	Louisville	11	501	322	64.3	13	3,687	29	335.2
1998	Louisville	11	515	338	65.6	15	4,498	33	408.9
1997	Louisville	11	473	276	58.4	14	3,282	19	298.4
1996	Houston	11	356	224	62.9	13	2,464	22	224.0

TOTAL OFFENSE

Year	School	G	Rush	Pass	Plays	Yards	TD	YPG
2005	Houston	12	1,997	3,268	899	5,265	42	438.8
2004	Louisville	12	3,005	3,463	893	6,468	74	539.0
2003	Louisville	13	2,966	3,389	913	6,355	55	488.8
2002	Cincinnati	14	1,990	3,877	1,108	5,867	45	419.1
2001	Tulane	12	1,602	3,498	926	5,100	39	425.0
2000	Tulane	11	1,420	3,569	896	4,989	38	453.5
1999	Louisville	11	1,437	3,687	851	5,124	48	465.8
1998	Louisville	11	1,658	4,498	883	6,156	62	559.6
1997	Tulane	11	2,012	2,598	791	4,610	41	419.1
1996	Houston	11	1,993	2,464	753	4,457	43	405.2

RUSHING DEFENSE

Year	School	G	Att.	Yards	Avg.	TD	YPG
2005	Memphis	12	419	1,507	3.6	10	125.6
2004	Louisville	12	419	1,308	3.1	10	109.0
2003	TCU	13	443	1,218	2.7	13	93.7
2002	TCU	12	393	778	2.0	9	64.8
2001	UAB	11	333	630	1.9	6	57.3
2000	Memphis	11	346	800	2.3	6	72.7
1999	Southern Miss	11	403	1,006	2.5	6	91.5
1998	Houston	11	436	1,564	3.6	19	142.2
1997	Cincinnati	11	337	921	2.7	10	83.7
1996	Louisville	11	437	892	2.0	9	81.1

PASS EFFICIENCY DEFENSE

Year	School	G	Att.	Cmp.	Pct.	Int.	Yards	TD	Eff.
2005	Tulsa	13	358	193	53.9	22	2,383	9	105.8
2004	Louisville	12	385	195	50.6	17	2,363	18	108.8
2003	USF	11	352	173	49.1	13	1,979	14	102.1
2002	TCU	12	406	158	38.9	22	2,105	16	84.6
2001	Southern Miss	11	373	194	52.0	14	2,197	8	101.1
2000	Southern Miss	11	370	186	50.3	14	1,788	9	91.3
1999	East Carolina	11	389	200	51.4	17	2,294	10	100.7
1998	Southern Miss	11	299	165	55.2	10	1,903	8	110.8
1997	Southern Miss	11	429	225	52.4	17	2,278	13	99.1
1996	Louisville	11	328	158	48.2	10	1,702	11	96.7



ANNUAL LEADERS

TOTAL DEFENSE

Year	School	G	Rush	Pass	Plays	Yards	TD	YPG
2005	Marshall	11	1,780	1,963	716	3,743	30	340.3
2004	Louisville	12	1,308	2,363	804	3,671	28	305.9
2003	Memphis	13	1,435	2,410	879	3,845	26	295.8
2002	TCU	12	778	2,105	799	2,883	25	240.2
2001	UAB	11	630	2,295	719	2,925	19	265.9
2000	Southern Miss	11	1,166	1,788	783	2,954	17	268.5
1999	Southern Miss	11	1,006	2,229	754	3,235	14	294.1
1998	Southern Miss	11	1,787	1,903	766	3,690	21	335.5
1997	Southern Miss	11	1,184	2,278	796	3,462	21	314.7
1996	Louisville	11	892	1,702	765	2,594	20	235.8

PUNTING

Year	School	G	Att.	Yards	Avg.
2005	Memphis	12	63	2,788	39.2
2004	USF	11	57	2,380	38.8
2003	East Carolina	12	65	2,852	40.6
2002	East Carolina	12	75	3,177	42.4
2001	Cincinnati	11	65	2,826	43.5
2000	Tulane	11	59	2,609	44.2
1999	Cincinnati	11	55	2,320	39.4
1998	Southern Miss	11	55	2,145	39.0
1997	Tulane	11	42	1,940	46.2
1996	Southern Miss	11	73	2,897	39.7

PUNT RETURNS

Year	School	G	No.	Yards	TD	Avg.
2005	UCF	13	28	463	2	16.5
2004	East Carolina	11	28	440	1	15.7
2003	Southern Miss	13	35	451	1	12.9
2002	Tulane	13	28	484	2	17.3
2001	Louisville	12	35	420	2	12.0
2000	Army	11	17	290	3	17.1
1999	UAB	11	23	440	2	19.1
1998	Cincinnati	11	15	233	1	15.5
1997	Cincinnati	11	40	582	4	14.6
1996	Southern Miss	11	23	322	1	14.0

KICKOFF RETURNS

Year	School	G	No.	Yards	TD	Avg.
2005	Marshall	11	40	906	1	22.6
2004	UAB	12	39	920	0	23.6
2003	USF	11	30	755	1	25.2
2002	TCU	12	32	742	1	23.2
2001	East Carolina	11	40	948	1	23.7
2000	Louisville	11	31	810	0	26.1
1999	Louisville	11	39	910	2	23.3
1998	Army	11	45	1,078	0	24.0
1997	Southern Miss	11	31	873	2	28.2
1996	Southern Miss	11	30	759	0	25.3

FIELD GOALS

Year	School	G	FG	FGA	Pct.	FG/G
2005	Southern Miss	12	23	28	.821	1.92
2004	Southern Miss	12	16	19	.842	1.33
2003	TCU	13	28	34	.824	2.15
2002	TCU	12	23	30	.767	1.92
2001	Tulane	12	15	16	.938	1.25
2000	Cincinnati	11	29	32	.906	2.64
1999	UAB	11	12	16	.750	1.09
1998	Memphis	11	16	16	100.0	1.45
1997	Tulane	11	23	28	.821	2.09
1996	Cincinnati	11	13	21	.619	1.18

INTERCEPTIONS

Year	School	G	Int.	Yards	TD	IPG
2005	Tulsa	12	22	246	1	1.83
2004	Louisville	12	17	116	1	1.42
2003	Cincinnati	12	19	179	1	1.58
2002	TCU	12	22	237	0	1.83
	Tulane	12	22	400	3	1.83
2001	Louisville	12	17	153	1	1.42
2000	Louisville	11	27	328	2	2.45
1999	UAB	11	19	315	2	1.73
1998	East Carolina	11	15	204	2	1.36
1997	Tulane	11	26	362	2	2.36
1996	Southern Miss	11	18	282	1	1.64

TURNOVER MARGIN

Year	School	G	Gained	Lost	Margin
2005	Tulsa	13	36	17	+19
2004	Louisville	12	27	16	+11
2003	Tulane	12	31	26	+5
	Southern Miss	13	33	28	+5
2002	Tulane	13	43	21	+22
2001	Louisville	12	31	23	+8
2000	Louisville	11	38	26	+12
	Cincinnati	11	34	22	+12
1999	Southern Miss	11	30	20	+10
1998	Tulane	11	26	11	+15
1997	Tulane	11	34	20	+14
1996	Southern Miss	11	34	20	+14

TACKLES

Year	School	G	Solo	Ast.	Total
2005	UTEP	12	491	494	985
2004	Army	11	537	404	941
2003	Army	13	726	592	1,318
2002	Cincinnati	14	722	637	1,359
2001	East Carolina	11	589	488	1,077
2000	Army	11	640	439	1,079
1999	Southern Miss	11	603	442	1,045
1998	Southern Miss	11	762	461	1,223
1997	Southern Miss	11	686	461	1,147
1996	Southern Miss	11	704	471	1,175

TACKLES FOR LOSS

Year	School	G	Total	Yards
2005	UTEP	12	88	358
2004	Cincinnati	12	89	360
2003	TCU	12	123	454
2002	TCU	12	152	526
2001	Louisville	12	87	400
2000	Southern Miss	11	113	474
1999	Southern Miss	11	118	434
1998	Southern Miss	11	114	453
1997	Tulane	11	91	363
1996	Louisville	11	145	742

QUARTERBACK SACKS

Year	School	G	Total
2005	Southern Miss	12	31
2004	Louisville	12	37
2003	TCU	13	39
2002	Tulane	13	49
2001	Louisville	12	41
2000	Louisville	11	50
1999	Houston	11	43
1998	Southern Miss	11	52
1997	East Carolina	11	41
1996	Louisville	11	46

ALL-TIME HONORS

ALL-CONFERENCE

2005 ALL-CONFERENCE FIRST TEAM OFFENSE

QB Darrell Hackney, Sr., UAB
 RB Ryan Gilbert, Sr., Houston
 RB DeAngelo Williams, Sr., Memphis
 OL Andrew Handy, Sr., Memphis
 OL George Batiste, Jr., Southern Miss
 OL Jesse Stoneham, Sr., Tulsa
 OL Matt Batusic, Sr., UAB
 OL Cedric Gagne-Marcoux, Jr., UCF
 TE Garrett Mills, Sr., Tulsa
 WR Aundrae Allison, Jr., East Carolina
 WR Vincent Marshall, Sr., Houston
 WR Reggie Lindsey, Sr., UAB

DEFENSE

DL Marcus West, Sr., Memphis
 DL John Syptak, Sr., Rice
 DL Larry McSwain, Jr., UAB
 DL Paul Carrington, Sr., UCF
 LB Chris Moore, Sr., East Carolina
 LB Kevis Coley, Sr., Southern Miss
 LB Anthony Cannon, Sr., Tulane
 DB Wesley Smith, Jr., Memphis
 DB Trevis Coley, Sr., Southern Miss
 DB Bobby Blackshire, Jr., Tulsa
 DB Joe Burnett, Fr., UCF

SPECIAL TEAMS

PK Stephen Gostkowski, Jr., Memphis
 P Luke Johnson, Sr., Southern Miss
 KR Ashlan Davis, Sr., Tulsa
 KR John Eubanks, Sr., Southern Miss
 PR Joe Burnett, Fr., UCF

ALL-CONFERENCE SECOND TEAM OFFENSE

QB Jordan Palmer, Jr., UTEP
 RB Ahmad Bradshaw, So., Marshall
 RB Kevin Smith, Fr., UCF
 RB Quinton Smith, Jr., Rice
 OL Doug Legursky, So., Marshall
 OL Travis Cooley, Jr., Southern Miss
 OL Chris McGee, Sr., Tulane
 OL Josh House, Sr., UTEP
 OL Jose Garcia, Sr., UTEP
 TE Darcy Johnson, Sr., UCF
 WR Brandon Marshall, Sr., UCF
 WR Mike Walker, Jr., UCF
 WR Johnnie Lee Higgins, Jr., UTEP

DEFENSE

DL Kade Lane, Sr., Houston
 DL Justin Rogers, Jr., SMU
 DL Tom Johnson, Sr., Southern Miss
 DL Alex Obemese, Jr., UTEP
 LB Nelson Coleman, So., Tulsa
 LB Thomas Howard, Sr., UTEP
 LB Jeremy Jones, Sr., UTEP
 DB Chris Hawkins, Sr., Marshall
 DB Joe Sturdivant, Jr., SMU
 DB Brandon Sumrall, So., Southern Miss
 DB Nick Graham, Jr., Tulsa

SPECIAL TEAMS

PK Darren McCaleb, Jr., Southern Miss
 P Michael Gibson, Jr., Memphis
 PR Johnnie Lee Higgins, Jr., UTEP

ALL-CONFERENCE THIRD TEAM OFFENSE

QB Kevin Kolb, Fr., Houston
 RB Uriel Parrish, Sr., Tulsa
 RB Tyler Ebell, Sr., UTEP
 OL SirVincent Rogers, So., Houston
 OL David Douglas, Sr., Houston
 OL Matt Traina, Sr., Tulane
 OL Jeff Perrett, Jr., Tulsa
 OL Julius Wilson, Jr., UAB
 TE Shawn Nelson, Fr., Southern Miss
 WR Bobby Chase, Jr., SMU
 WR Preston Brown, Jr., Tulane
 WR Chris Francies, Sr., UTEP

DEFENSE

DL Marcus Hands, So., East Carolina
 DL Adrian Haywood, Fr., SMU
 DL Brandon Lohr, Sr., Tulsa
 DL Ernest Respress, Sr., UAB
 LB Wade Koehl, Sr., Houston
 LB Nick Bunting, Sr., Tulsa
 LB Troy Collavo, Jr., UTEP
 DB Rocky Schwartz, So., Houston
 DB Jamey Harper, Sr., SMU
 DB Dominique Cosper, Sr., UAB
 DB Rolando Humphrey, Sr., SMU

SPECIAL TEAMS

KR Jessie Henderson, Fr., SMU
 PR Vincent Marshall, Jr., Houston

2004 ALL-CONFERENCE FIRST TEAM OFFENSE

QB Stefan LeFors, Sr., Louisville
 RB Andre Hall, Jr., USF
 RB DeAngelo Williams, Jr., Memphis
 OL Anthony Alabi, Sr., TCU
 OL Gene Frederic, Sr., Memphis
 OL Andy Galloway, Sr., UAB
 OL Travis Leffew, Jr., Louisville
 OL Kyle Takavitz, Sr., Cincinnati
 OL Cody McCarty, Sr., TCU
 WR J.R. Russell, Sr., Louisville
 WR Roddy White, Sr., UAB
 WR Roydell Williams, Sr., Tulane

DEFENSE

DL Trent Cole, Sr., Cincinnati
 DL Andre Frazier, Sr., Cincinnati
 DL Marcus Jones, Sr., Louisville
 DL Larry McSwain, So., UAB
 LB Michael Boley, Sr., Southern Miss
 LB Robert McCune, Sr., Louisville
 LB Zac Woodfin, Jr., UAB
 DB John Eubanks, Jr., Southern Miss
 DB Marvin Godboit, Sr., TCU
 DB Kerry Rhodes, Sr., Louisville
 DB Wesley Smith, Jr., Memphis

SPECIAL TEAMS

PK Stephen Gostkowski, Jr., Memphis
 P Chris Beckman, So., Tulane
 KR John Eubanks, Jr., Southern Miss
 PR Travis Williams, Fr., East Carolina

ALL-CONFERENCE SECOND TEAM OFFENSE

QB Danny Wimprine, Sr., Memphis
 RB Carlton Jones, Jr., Army
 RB Eric Shelton, Jr., Louisville
 OL Joel Glover, Sr., Army
 OL Will Rabatin, Jr., Louisville
 OL Jeremy Parquet, Sr., Southern Miss
 OL Jeremy Rone, Sr., Memphis
 OL Jason Spitz, Jr., Louisville
 TE Brent Celek, So., Cincinnati
 WR Tavares Gideon, Sr., Memphis
 WR Vincent Marshall, Jr., Houston
 WR Hannibal Thomas, Sr., Cincinnati

DEFENSE

DL Joe Clay, Sr., Houston
 DL Albert Means, Sr., Memphis
 DL Chad Ruffin, Sr., Southern Miss
 DL Marcus West, Jr., Memphis
 LB Jamar Enzor, Sr., Cincinnati
 LB Martin Patterson, Sr., TCU
 LB Greg Washington, Sr., Army
 DB Trevis Coley, Jr., Southern Miss
 DB Joey Dawson, Sr., Tulane
 DB Daven Holly, Sr., Cincinnati
 DB Doug Monaghan, Sr., Cincinnati

SPECIAL TEAMS

PK Darren McCaleb, So., Southern Miss
 P Ryan Dougherty, So., East Carolina
 KR Reggie Lindsey, Jr., UAB

ALL-CONFERENCE THIRD TEAM OFFENSE

QB Darrell Hackney, Jr., UAB
 RB Dan Burks, So., UAB

RB Richard Hall, Sr., Cincinnati
 OL Phil Hawkins, Sr., Houston
 OL Alex Herron, Sr., USF
 OL Chase Johnson, Sr., TCU
 OL Derrick Sarosi, Sr., USF
 OL Clint Strickborn, Sr., Cincinnati
 TE Adam McCauley, Sr., Louisville
 WR Antwon Courington, Jr., Southern Miss
 WR Reggie Harrell, Sr., TCU
 WR Cory Rodgers, So., TCU

DEFENSE

DL Antonio Harris, Fr., Tulane
 DL Kade Lane, Jr., Houston
 DL Lee Roy Selmon, Sr., USF
 DL Will Sullivan, Sr., Army
 LB Anthony Cannon, Jr., Tulane
 LB Tyjuan Hagler, Sr., Cincinnati
 LB Chris Moore, Jr., East Carolina
 DB Zach Baker, Jr., East Carolina
 DB Dominique Cosper, Jr., UAB
 DB Stanford Routt, Sr., Houston
 DB Mark Walker, Sr., TCU

SPECIAL TEAMS

KR Cory Rodgers, So., TCU
 PR Fred Smith, So., Tulane

2003 ALL-CONFERENCE FIRST TEAM OFFENSE

QB Stephan LeFors, Jr., Louisville
 RB Mewelde Moore, Sr., Tulane
 RB DeAngelo Williams, So., Memphis
 OL Anthony Alabi, Jr., TCU
 OL Rex Hadnot, Sr., Houston
 OL Jeremy Parquet, Sr., Southern Miss
 OL Brian Rimpf, Sr., East Carolina
 OL Kyle Takavitz, Jr., Cincinnati
 TE Ronnie Ghent, Sr., Louisville
 WR Brandon Middleton, Sr., Houston
 WR J.R. Russell, Jr., Louisville
 WR Roydell Williams, Jr., Tulane

DEFENSE

DL Trent Cole, Jr., Cincinnati
 DL Terrell Paul, Sr., Southern Miss
 DL Chad Pugh, Sr., TCU
 DL Bo Schobel, Sr., TCU
 LB Michael Boley, Jr., Southern Miss
 LB Rod Davis, Sr., Southern Miss
 LB Zac Woodfin, Jr., UAB
 DB Greg Brooks, Sr., Southern Miss
 DB Etric Pruitt, Sr., Southern Miss
 DB J.R. Reed, Sr., USF
 DB Wesley Smith, So., Memphis

SPECIAL TEAMS

PK Nick Browne, Sr., TCU
 P Ryan Dougherty, Fr., East Carolina
 KR John Eubanks, So., Southern Miss
 PR Marvin Young, Jr., Southern Miss

ALL-CONFERENCE SECOND TEAM OFFENSE

QB J.P. Losman, Sr., Tulane
 RB Robert Merrill, Fr., TCU
 RB Marvin Townes, Jr., East Carolina
 OL Jim Hicks, Sr., Southern Miss
 OL Chase Johnson, Jr., TCU
 OL Travis Leffew, So., Louisville
 OL Matt Mattox, Sr., Houston
 OL Jason Spitz, So., Louisville
 TE Terrell Browden, Sr., Southern Miss
 WR Maurice Avery, So., Memphis
 WR Terrance Copper, Jr., East Carolina
 WR Reggie Harrell, Jr., TCU

DEFENSE

DL Joe Clay, Jr., Houston
 DL Andre Frazier, Jr., Cincinnati
 DL Marcus Jones, Jr., Louisville
 DL Eric Taylor, Sr., Memphis
 LB Maurice Jones, Sr., USF
 LB Chris Moore, So., East Carolina
 LB Coot Terry, Sr., Memphis
 DB Tra Boger, Jr., Tulane
 DB Daven Holly, Jr., Cincinnati
 DB Zach Norton, Sr., Cincinnati
 DB Mark Walker, Jr., TCU

SPECIAL TEAMS

PK Nick Hayes, Jr., UAB
 P Chris Beckman, Fr., Tulane
 KR J.R. Reed, Sr., USF

ALL-CONFERENCE THIRD TEAM OFFENSE

QB Kevin Kolb, Fr., Houston
 RB Anthony Evans, So., Houston
 RB Eric Shelton, So., Louisville
 OL Gene Frederic, Jr., Memphis
 OL Chris McGee, So., Tulane
 OL Jeremy Rone, Jr., Memphis
 OL Derrick Sarosi, Jr., USF
 OL Chris White, Jr., Southern Miss
 OL Doug White, Sr., East Carolina
 TE Jonathan Pritchett, Sr., Houston
 WR Aaron Alexander, Jr., Army
 WR Roddy White, Jr., UAB
 WR Marvin Young, Jr., Southern Miss

DEFENSE

DL Ronald Jones, Sr., Southern Miss
 DL Robert Pollard, Sr., TCU
 DL Eric Scott, Jr., Southern Miss
 DL Lee Roy Selmon, Sr., USF
 LB Derrick Ballard, Sr., Memphis
 LB Jamar Enzor, Jr., Cincinnati
 LB Robert McCune, Jr., Louisville
 DB Marvin Godboit, Jr., TCU
 DB Sean Lucas, So., Tulane
 DB Alex Ray, Sr., Southern Miss
 DB Kevin Verpaele, Sr., USF
 DB Scott Vogel, Jr., Memphis

SPECIAL TEAMS

KR William White, Jr., Army
 PR Cory Rodgers, Fr., TCU

2002 ALL-CONFERENCE FIRST TEAM OFFENSE

QB Dave Ragone, Jr., Louisville
 RB Derrick Nix, Sr., Southern Miss
 RB Joffrey Reynolds, Sr., Houston
 OL Kirt Doolin, Sr., Cincinnati
 OL Jamal Powell, Sr., TCU
 OL Jimond Pugh, Sr., Memphis
 OL Brian Rimpf, Jr., East Carolina
 OL Torrin Tucker, Sr., Southern Miss
 TE Ronnie Ghent, Sr., Louisville
 WR Damien Dorsey, Sr., Louisville
 WR LaDaris Vann, Sr., Cincinnati

DEFENSE

DL Floyd Dorsey, Sr., Tulane
 DL Aintwan Peek, Sr., Cincinnati
 DL Bo Schobel, Jr., TCU
 DL Dewayne White, Jr., Louisville
 LB Michael Boley, So., Southern Miss
 LB Rod Davis, Jr., Southern Miss
 LB LaMarcus McDonald, Jr., TCU
 DB Lynaris Elpheage, Jr., Tulane
 DB Jason Goss, Sr., TCU
 DB Hanik Milligan, Sr., Houston
 DB Etric Pruitt, Jr., Southern Miss

SPECIAL TEAMS

PK Nick Browne, Jr., TCU
 P Jarad Preston, Sr., East Carolina
 KR Broderick Clark, Fr., Louisville
 PR Damien Dorsey, Sr., Louisville

ALL-CONFERENCE SECOND TEAM OFFENSE

QB Gino Guidugli, So., Cincinnati
 RB Art Brown, Jr., East Carolina
 RB DeMarco McCleskey, Sr., Cincinnati
 RB Mewelde Moore, Jr., Tulane
 OL Aaron Burger, Sr., Army
 OL Rex Hadnot, Jr., Houston
 OL Jason Jiminez, Sr., Southern Miss
 OL Chris Redding, Sr., Houston
 OL Kirk Tuck, Sr., UAB
 TE Stephen Cucci, Jr., Houston
 WR Travis Anglin, Sr., Memphis
 WR LaTarence Dunbar, Sr., TCU

DEFENSE

DL Tony Brown, Sr., Memphis
 DL Terrell Paul, Sr., Southern Miss



ALL-TIME HONORS

DL Chad Pugh, Jr., TCU
 DL John Turntine, Sr., TCU
 LB Derrick Ballard, Jr., Memphis
 LB Rod Day, Jr., Louisville
 LB Zac Woodfin, So. UAB
 DB Blue Adams, Sr., Cincinnati
 DB Chris Brown, Sr., UAB
 DB Anthony Floyd, Sr., Louisville
 DB Kenneth Hilliard, Sr., TCU

SPECIAL TEAMS

PK Jonathan Ruffin, Sr., Cincinnati
 P Seth Marler, Sr., Tulane
 KR LaTarence Dunbar, Sr., TCU
 PR Lynaris Elpheage, Jr., Tulane

2001

ALL-CONFERENCE FIRST TEAM OFFENSE

QB Dave Ragone, Louisville
 RB Leonard Henry, East Carolina
 RB Melwede Moore, Tulane
 OL Aaron Dardzinski, Louisville
 OL Artis Hicks, Memphis
 OL Victor Payne, TCU
 OL Brian Rimpf, East Carolina
 OL Torrie Taulli, Tulane
 TE Ronnie Ghent, Louisville
 WR Deion Branch, Louisville
 WR LaDaris Vann, Cincinnati

DEFENSE

DL Michael Josiah, Louisville
 DL Antwan Peek, Cincinnati
 DL Bryan Thomas, UAB
 DL Dewayne White, Louisville
 LB Rod Davis, Southern Miss
 LB Pernel Griffin, East Carolina
 LB Rod Taylor, UAB
 DB Greg Brooks, Southern Miss
 DB Anthony Floyd, Louisville
 DB Glenn Sumter, Memphis
 DB Chad Williams, Southern Miss

SPECIAL TEAMS

PK Seth Marler, Tulane
 P Dan MacElroy, Army
 RS Zek Parker, Louisville

ALL-CONFERENCE SECOND TEAM OFFENSE

QB David Garrard, East Carolina
 RB Dante Brown, Memphis
 RB Jegli Dugger, UAB
 OL Jeremy Bridges, Southern Miss
 OL Preston Fray, UAB
 OL Rob Eble, Louisville
 OL Paul Henderson, Army
 OL DeWayne Johnston, Cincinnati
 TE Clint Dodson, Army
 WR Orlando Iglesias, Houston
 WR Roydell Williams, Tulane

DEFENSE

DL Rodney Jones, UAB
 DL Terrell Paul, Southern Miss
 DL Chad Pugh, TCU
 LB Greg LeFever, East Carolina
 LB Roy Magee, Southern Miss
 LB LeMarcus McDonald, TCU
 LB Brian Zickefoose, Army
 DB Curry Burns, Louisville
 DB Lonnie Gallshaw, Louisville
 DB Jason Goss, TCU
 DB Hank Milligan, Houston

SPECIAL TEAMS

PK Kevin Miller, East Carolina
 P Adam Wulfeck, Cincinnati
 RS Omari Thompson, Army

2000

ALL-CONFERENCE FIRST TEAM OFFENSE

QB Dave Ragone, Louisville
 RB Ray Jackson, Cincinnati
 RB Michael Wallace, Army
 OL Sherwin Lacewell, East Carolina

OL Josh Lovelady, Houston
 OL Jason Padgett, Louisville
 OL Bernard Robertson, Tulane
 OL Doug Rosfeld, Cincinnati
 TE Ronnie Ghent, Louisville
 WR Deion Branch, Louisville
 WR Adrian Burnette, Tulane

DEFENSE

DL Andre Arnold, Memphis
 DL Marcus Bell, Memphis
 DL Cedric Scott, Southern Miss
 DL DeQuincy Scott, Southern Miss
 LB Pernel Griffin, East Carolina
 LB Wayne Rogers, Houston
 LB Kamal Shakir, Memphis
 DB Idrees Bashir, Memphis
 DB Leo Barnes, Southern Miss
 DB Anthony Floyd, Louisville
 DB Michael Stone, Memphis

SPECIAL TEAMS

PK Jonathan Ruffin, Cincinnati
 P Casey Rousset, Tulane
 RS Keith Stokes, East Carolina

ALL-CONFERENCE SECOND TEAM OFFENSE

QB David Garrard, East Carolina
 Patrick Ramsey, Tulane
 RB Jegli Dugger, UAB
 RB Leonard Henry, East Carolina
 OL Billy Clay, Southern Miss
 OL Tony Dollison, UAB
 OL Paul Henderson, Army
 OL Joe O'Shaughnessy, Louisville
 OL Andy Weinheimer, Cincinnati
 TE Billy Kendall, Memphis
 WR Arnold Jackson, Louisville
 WR Brian Robinson, Houston

DEFENSE

DL Donovan Arp, Louisville
 DL Michael Josiah, Louisville
 DL Mario Monds, Cincinnati
 DL Bryan Thomas, UAB
 LB Troy Evans, Cincinnati
 LB Rashad Harris, Louisville
 LB Jerry Phillips, Tulane
 DB DeJuan Gossett, Cincinnati
 DB Rashad Holman, Louisville
 DB Ray Walls, Southern Miss
 DB Chad Williams, Southern Miss

SPECIAL TEAMS

PK Rhett Gallego, UAB
 P Adam Wulfeck, Cincinnati
 RS Zek Parker, Louisville

1999

ALL-CONFERENCE FIRST TEAM OFFENSE

QB Chris Redman, Louisville
 RB Frank Moreau, Louisville
 RB Ketric Sanford, Houston
 OL Shedrick Blackmon, Southern Miss
 OL Greg Brown, Houston
 OL Anthony Byrd, Louisville
 OL Sherwin Lacewell, East Carolina
 OL Doug Rosfeld, Cincinnati
 OL Ibn Green, Louisville
 TE Jaluan Dawson, Tulane
 WR Arnold Jackson, Louisville

DEFENSE

DL Mike Gantous, Louisville
 DL Tramont Lawless, Memphis
 DL Cedric Scott, Southern Miss
 DL Adallus Thomas, Southern Miss
 LB Pernel Griffin, East Carolina
 LB Jeff Kerr, East Carolina
 LB T.J. Slaughter, Southern Miss
 DB Leo Barnes, Southern Miss
 DB Rodrigis Brooks, UAB
 DB Kenny Hill, Houston
 DB Mike James, Houston

SPECIAL TEAMS

PK Ryan White, Memphis

P Andrew Bayes, East Carolina
 RS Rodrigis Brooks, UAB

ALL-CONFERENCE SECOND TEAM OFFENSE

QB David Garrard, East Carolina
 RB Robert Cooper, Cincinnati
 RB Derrick Nix, Southern Miss
 OL Jerry Godfrey, Tulane
 OL Mark Grivna, Louisville
 OL Josh Lovelady, Houston
 OL Dustin Plumadore, Army
 OL Tim Seymour, Memphis
 TE Shaun Monroe, Army
 WR Sherrod Gideon, Southern Miss
 WR Todd Pinkston, Southern Miss

DEFENSE

DL Nikla Adderson, Houston
 DL Mbayo Ahmadu, East Carolina
 DL Marcus Bell, Memphis
 DL DeQuincy Scott, Southern Miss
 LB Wayne Rogers, Houston
 LB Kamal Shakir, Memphis
 LB Ty Trahan, Southern Miss
 LB Lyle Weaver, Army
 DB Forrest Foster, East Carolina
 DB DeJuan Gossett, Cincinnati
 DB Kevin Monroe, East Carolina
 DB Terrance Parrish, Southern Miss

SPECIAL TEAMS

P Seth Marler, Tulane
 P Adam Wulfeck, Cincinnati
 RS Keith Stokes, East Carolina

1998

ALL-CONFERENCE FIRST TEAM OFFENSE

QB Shaun King, Tulane
 RB Leroy Collins, Louisville
 RB Derrick Nix, Southern Miss
 OL Danny Moore, East Carolina
 OL Henry McClendon, Southern Miss
 OL Rick Nord, Louisville
 OL Bernard Robertson, Tulane
 OL Brian Uhl, Cincinnati
 TE Ibn Green, Louisville
 WR Arnold Jackson, Louisville
 WR Sherrod Gideon, Southern Miss

DEFENSE

DL Marquis Bowling, Memphis
 DL Roderick Coleman, East Carolina
 DL Travis Darden, East Carolina
 DL Adallus Thomas, Southern Miss
 LB Jeff Kerr, East Carolina
 LB T.J. Slaughter, Southern Miss
 LB Ty Trahan, Southern Miss
 DB Michael Jordan, Tulane
 DB Mike McKenzie, Memphis
 DB Kenny Dale Rowland, Army
 DB Antonio Roundtree, Louisville

SPECIAL TEAMS

PK Ryan White, Memphis
 P Graham White, Army
 RS Rod Richardson, Army

ALL-CONFERENCE SECOND TEAM OFFENSE

QB Chris Redman, Louisville
 RB Gerard Arnold, Memphis
 RB Ketric Sanford, Houston
 OL Wilbert Brown, Houston
 OL Jerry Godfrey, Tulane
 OL O'Lester Pope, Southern Miss
 OL Neil Ravitz, Army
 OL Ron Sells, Memphis
 TE Buck Collins, East Carolina
 WR Jaluan Dawson, Tulane
 WR P.J. Franklin, Tulane

DEFENSE

DL Mike Gantous, Louisville
 DL Louis Hampton, Houston
 DL Dennis O'Sullivan, Tulane
 DL Cedric Scott, Southern Miss
 LB Hassan Champion, Cincinnati
 LB Bud Herring, Louisville

LB Brett Timmons, Tulane
 DB Jose Gonzalez, Southern Miss
 DB Mike James, Houston
 DB DaShone Mallard, Southern Miss
 DB Kelvin Suggs, East Carolina

SPECIAL TEAMS

PK Eric Olsen, Army
 P Andrew Bayes, East Carolina
 RS Ketric Sanford, Houston

1997

ALL-CONFERENCE FIRST TEAM OFFENSE

QB Shaun King, Tulane
 RB Toney Converse, Tulane
 RB Harold Shaw, Southern Miss
 OL Jason Fabin, Cincinnati
 OL Ben Fricke, Houston
 OL Cory Geason, Tulane
 OL Kasey Keith, Southern Miss
 OL Danny Moore, East Carolina
 TE Ibn Green, Louisville
 WR Jaluan Dawson, Tulane
 WR Sherrod Gideon, Southern Miss

DEFENSE

DL Robert Brown, Southern Miss
 DL Marquis Bowling, Memphis
 DL Kendrick Gholston, Louisville
 DL Adallus Thomas, Southern Miss
 LB Phillip Curry, Cincinnati
 LB Brad Jackson, Cincinnati
 LB Marchant Kenney, Southern Miss
 DB Tinker Keck, Cincinnati
 DB Mike McKenzie, Memphis
 DB Perry Phenix, Southern Miss
 DB Patrick Surtain, Southern Miss

SPECIAL TEAMS

PK Brad Palazzo, Tulane
 P Brad Hill, Tulane
 RS Tinker Keck, Cincinnati

ALL-CONFERENCE SECOND TEAM OFFENSE

QB Lee Roberts, Southern Miss
 RB Gerard Arnold, Memphis
 RB Ketric Sanford, Houston
 OL Pierre Brilliant, Cincinnati
 OL Daniel Gomez, Memphis
 OL Rick Nord, Louisville
 OL Henry McClendon, Southern Miss
 OL Brian Uhl, Cincinnati
 TE Terry Hardy, Southern Miss
 WR P.J. Franklin, Tulane
 WR Miguel Montano, Louisville

DEFENSE

DL Terence Cook, Tulane
 DL Keaton Cromartie, Tulane
 DL Derrick Ransom, Cincinnati
 DL Leonta Rheams, Houston
 LB Roderick Coleman, East Carolina
 LB Jeff Kerr, East Carolina
 LB Terry Rice-Lockett, Louisville
 DB Jamaal Alexander, Southern Miss
 DB Courtney Dinkins, Louisville
 DB Dwight Henry, East Carolina
 DB Michael Jordan, Tulane

SPECIAL TEAMS

PK Sebastian Villarreal, Houston
 P Andrew Bayes, East Carolina
 RS Eric Booth, Southern Miss

1996

ALL-CONFERENCE FIRST TEAM OFFENSE

QB Chuck Clements, Houston
 RB Eric Booth, Southern Miss
 RB Antowain Smith, Houston
 OL Cyril Brockmeier, Tulane
 OL Leroy DeWitt, Southern Miss
 OL Jason Fabin, Cincinnati
 OL Ben Fricke, Houston
 OL Marcus Spriggs, Houston
 TE Cory Geason, Tulane
 WR Darnon Johnson, Houston
 WR Kendrick Lee, Southern Miss

ALL-TIME HONORS

DEFENSE

DL Darrius Felder, Cincinnati
DL Jeff Posey, Southern Miss
DL Carl Powell, Louisville
DL Cedric Walthaw, Southern Miss
LB Richard Hogans, Memphis
LB Marchant Kenney, Southern Miss
LB Tyrus McCloud, Louisville
DB Sam Garnes, Cincinnati
DB Sam Madison, Louisville
DB D. Montgomery, Houston
DB Patrick Surtain, Southern Miss

SPECIAL TEAMS

PK Eric Richards, Cincinnati
P Steve Smith, Cincinnati
RS Eric Booth, Southern Miss

ALL-CONFERENCE SECOND TEAM OFFENSE

QB Lee Roberts, Southern Miss
RB Daryl Royal, Cincinnati
RB Ketric Sanford, Houston
OL Will Carlisle, Tulane
OL Joel Dolinski, Cincinnati
OL Steve Misset, Louisville
OL Daryl Terrell, Southern Miss
OL Brian Uhl, Cincinnati
TE Terry Hardy, Southern Miss
WR Miguel Montano, Louisville
WR Charles West, Houston

DEFENSE

DL Kendrick Gholston, Louisville
DL Joel Locker, Tulane
DL Leland Taylor, Louisville
DL Tony Williams, Memphis
LB Phillip Curry, Cincinnati
LB Brad Jackson, Cincinnati
LB Derrick Singleton, Tulane
DB Rico Clark, Louisville
DB Chris Hewitt, Cincinnati
DB Perry Phenix, Southern Miss
DB Keith Spann, Memphis

SPECIAL TEAMS

PK Ted Lane, Memphis
P Jeremy Borseth, Louisville
RS Jeff Liggon, Tulane

1995

Conference USA selected football award winners throughout the 1995 season to promote Conference USA football even though the official inaugural season began in 1996. The 1995 awards were specifically referred to as the "All-Star Team" and included first and second teams and Offensive, Defensive and Special Teams Players of the Year. While these awards are valid and kept on record, the following notation should be made in any reference to these awards.

Note: Conference USA gave these awards prior to the first official season of football.

ALL-STAR FIRST TEAM OFFENSE

QB Marty Lowe, Louisville
RB Calvin Arrington, Louisville
RB Chris Buckhalter, Southern Miss
OL Jason Fabini, Cincinnati
OL Jimmy Herndon, Houston
OL Roman Oben, Louisville
OL Steve Schuller, Tulane
OL Jason Stinson, Louisville
TE Cory Geason, Tulane
WR Fred Brock, Southern Miss
WR Robert Tate, Cincinnati

DEFENSE

DL Bryan Barnett, Memphis
DL Tim Bell, Southern Miss
DL Darrius Felder, Cincinnati
DL Kendrick Gholston, Louisville
LB Alan Campos, Louisville
LB Brad Jackson, Cincinnati
LB Tyrus McCloud, Louisville
DB Sam Garnes, Cincinnati
DB Sam Madison, Louisville
DB Rod Thomas, Southern Miss
DB Jerome Woods, Memphis

SPECIAL TEAMS

PK Chris Pierce, Southern Miss
KR Robert Tate, Cincinnati

ALL-STAR SECOND TEAM OFFENSE

QB Chuck Clements, Houston
RB Orlando Smith, Cincinnati
RB Jamaican Dartez, Tulane
OL Cyril Brockmeier, Tulane
OL Shawn Krles, Louisville
OL Jamie Lemire, Cincinnati
OL Ken Newton, Memphis
OL Darryl Terrell, Southern Miss
TE Mike Bogan, Louisville
WR Miguel Montano, Louisville
WR Charles West, Houston
PK Eric Richards, Cincinnati

DEFENSE

DL Robert Brown, Southern Miss
DL Keith Cook, Tulane
DL Carl Powell, Louisville
DL Tony Williams, Memphis
LB Muhammed El-Mubarak, Cincinnati
LB Richard Hogans, Memphis
LB Albert McKrae, Southern Miss
DB Cedric Anderson, Tulane
DB Rico Clark, Louisville
DB Derrick Hervey, Southern Miss
DB Chris Hewitt, Cincinnati
P Steve Smith, Cincinnati

SPECIAL TEAMS

KR Chris Buckhalter, Southern Miss

INDIVIDUAL AWARDS

OFFENSIVE PLAYER OF THE YEAR

2005 DeAngelo Williams, RB, Memphis
2004 Stefan Lefors, QB, Louisville
DeAngelo Williams, RB, Memphis
2003 DeAngelo Williams, RB, Memphis
2002 Dave Ragone, QB, Louisville
2001 Dave Ragone, QB, Louisville
2000 Chris Redman, QB, Louisville
1999 Shaun King, QB, Tulane
1997 Shaun King, QB, Tulane
1996 Antowain Smith, RB, Houston
1995 Robert Tate, WR, Cincinnati

DEFENSIVE PLAYER OF THE YEAR

2005 Kevis Coley, LB, Southern Miss
2004 Michael Boley, LB, Southern Miss
2003 Rod Davis, LB, Southern Miss
2002 LaMarcus McDonald, LB, TCU
2001 Dewayne White, DE, Louisville
2000 Wayne Rogers, LB, Houston
Cedric Scott, DE, Southern Miss
1999 Adallus Thomas, DE, Southern Miss
1998 Adallus Thomas, DE, Southern Miss
1997 Patrick Surtain, CB, Southern Miss
1996 Tyrus McCloud, LB, Louisville
1995 Tyrus McCloud, LB, Louisville

SPECIAL TEAMS PLAYER OF THE YEAR

2005 Stephen Gostkowski, K, Memphis
2004 John Eubanks, KR, Southern Miss
2003 Nick Browne, K, TCU
2002 Broderick Clark, KR, Louisville
2001 Seth Marler, K, Tulane
2000 Jonathan Ruffin, K, Cincinnati
1999 Rodregis Brooks, PR, UAB
1998 Ryan White, K, Memphis
1997 Tinker Keck, PR, Cincinnati
1996 Jeff Liggon, KR, Tulane
1995 Robert Tate, KR, Cincinnati

COACH OF THE YEAR

2005 George O'Leary, UCF
2004 Bobby Petrino, Louisville
2003 Jeff Bower, Southern Miss
2002 Gary Patterson, TCU
2001 John L. Smith, Louisville
2000 John L. Smith, Louisville
1999 Jeff Bower, Southern Miss
1998 Tommy Bowden, Tulane
1997 Jeff Bower, Southern Miss
1996 Kim Helton, Houston

FRESHMAN OF THE YEAR

2005 Kevin Smith, RB, UCF
2004 Brian Brohm, QB, Louisville
2003 Kevin Kolb, QB, Houston
2002 Lonta Hobbs, RB, TCU
2001 Gino Guldugli, QB, Cincinnati
2000 Mewelde Moore, Tulane
1999 LaDaris Vann, WR, Cincinnati
Travis Anglin, QB, Memphis
1998 Derrick Nix, RB, Southern Miss
1997 Jason McKinley, QB, Houston
1996 Ketric Sanford, RB/KR, Houston

ALL-FRESHMAN

2005 OFFENSE

QB Chase Clement, Rice
RB DeMyron Martin, SMU
RB Kevin Smith, UCF
OL Brandon Pearce, Memphis
OL Austin Wilkinson, Rice
OL Michael Parenton, Tulane
OL L.J. Anderson, UCF
OL Patrick Brown, UCF
OL Robby Felix, UTEP
TE Shawn Nelson, Southern Miss
WR Maurice Jones, Memphis
WR Jarett Dillard, Rice
WR Cary Koch, Tulane

DEFENSE

DL Cody Pree, Houston
DL Phillip Hunt, Houston
DL Albert McClellan, Marshall
DL Moton Hopkins, Tulsa
DL James Olaiekan, UTEP
LB Cody Lubojasky, Houston
LB Kris Guyton, UAB
LB Jordan Richards, UCF
DB Kenneth Fontenette, Houston
DB Roy Roberts, Tulsa
DB Joe Burnett, UCF
DB Jason Venson, UCF

SPECIAL TEAMS

PK Ben Bell, Houston
P Marty Biagi, Marshall
KR Jessie Henderson, SMU
PR Joe Burnett, UCF

2004 OFFENSE

QB Brian Brohm, Louisville
RB Matt Forte, Tulane
RB Chris Johnson, East Carolina
OL Byron Alfred, Houston
OL SirVincent Rogers, Houston
OL Chris Clark, Southern Miss
OL Aryan Barto, Tulane
TE Doug Jones, Cincinnati
WR Jeremy Trimble, Army
WR Donnie Avery, Houston
WR Johnny Peyton, USF

DEFENSE

DL Anthony Hoke, Cincinnati
DL Martavius Prince, Southern Miss
DL Tommy Blake, TCU
DL Antonio Harris, Tulane
LB Durwin Lamb, East Carolina
LB Greg Hinds, Memphis
LB Ben Moffitt, USF
DB Caleb Campbell, Army
DB Rocky Schwartz, Houston
DB Danny Verpaele, USF
DB Durrell Fuqua, UAB

SPECIAL TEAMS

PK Arthur Carmody, Louisville
KR Chris Johnson, East Carolina
PR Travis Williams, East Carolina

2003 OFFENSE

QB Kevin Kolb, Houston
RB Michael Bush, Louisville
RB Robert Merrill, TCU
OL Blake Butler, Memphis

OL Travis Cooley, Southern Miss
OL Renardo Foster, Louisville
OL Derek Rogers, Tulane
OL Herbert Taylor, TCU
TE Josh Coffman, East Carolina
WR Leonard Gibson, Houston
WR Cory Rodgers, TCU

DEFENSE

DL Greg Casnave, Southern Miss
DL Billy Harrison, Tulane
DL Marquay Love, Houston
DL Jermaine McEvee, UAB
LB Kelvin Johnson, Tulane
LB Wade Koehn, Houston
LB Stephen Nicholas, USF
DB William Gay, Louisville
DB Erode Jean, East Carolina
DB Israel Route, Tulane
DB Ricky Wilson, Houston

SPECIAL TEAMS

PK Darren McCaleb, Southern Miss
P Ryan Dougherty, East Carolina
KR Ricky Wilson, Houston
PR Cory Rodgers, TCU

2002 OFFENSE

QB Darrell Hackney, UAB
RB Lonta Hobbs, TCU
RB DeAngelo Williams, Memphis
OL Travis Leffew, Louisville
OL Chris McGee, Tulane
OL Roy Swan, Houston
OL Matt Tralna, Tulane
OL Joel Yakovac, Cincinnati
TE John Doucette, Memphis
WR Joshua Tinch, Louisville
WR Damarcus Davis, Tulane

DEFENSE

DL Matthew Bentley, Houston
DL Kade Lane, Houston
DL Ranorris Ray, TCU
DL Guy Whimper, East Carolina
LB Anthony Cannon, Tulane
LB Chris Moore, East Carolina
DB Julius Wainwright, UAB
DB O.C. Collins, Memphis
DB John Eubanks, Southern Miss
DB Reicko Jones, East Carolina
DB Sean Lucas, Tulane

SPECIAL TEAMS

PK Stephen Gostkowski, Memphis
P Chet Ervin, Cincinnati
KR Broderick Clark, Louisville

2001 OFFENSE

QB Gino Guldugli, Cincinnati
RB Theron Dudley, UAB
RB James Wailey, Southern Miss
OL Andy Galloway, UAB
OL Drew Harmon, Memphis
OL Jeremy Parquet, Southern Miss
OL Myron Powe, Southern Miss
OL Kyle Takavitz, Cincinnati
TE Bobby Hoover, Tulane
WR Chris Johnson, Southern Miss
WR Darron White, Memphis

DEFENSE

DL Jay Ashton, Tulane
DL Andre Frazier, Cincinnati
DL Bobby Leffew, Louisville
DL Skylor Magee, Southern Miss
LB Tra Boger, Tulane
LB Brandon Spincer, Tulane
LB Darrilus Taylor, UAB
DB Ronnie Gallishaw, Louisville
DB Marvin Godboit, TCU
DB Doug Monaghan, Cincinnati
DB Jermain Woodard, Houston

SPECIAL TEAMS

PK Nick Hayes, UAB
P James Gaither, Memphis
RS Marvin Townes, East Carolina



ALL-TIME HONORS

2000 OFFENSE

QB J.P. Losman, Tulane
 RB Jeremiah Bonds, Memphis
 RB Mewelde Moore, Tulane
 OL Brendon Drysdale, Tulane
 OL Jim Hicks, Southern Miss
 OL Al James, Houston
 OL Brian Rimpf, East Carolina
 OL Josh Shneyderov, Cincinnati
 TE Richard Owens, Louisville
 WR Kenneth Johnson, Southern Miss
 WR Roydeil Williams, Tulane

DEFENSE

DL Odene Brathwaite, Army
 DL Lonnie Crayton, Tulane
 DL Terrell Paul, Southern Miss
 DL Josh Tubbs, Houston
 DL Dewayne White, Louisville
 LB Rod Davis, Southern Miss
 LB Vonta Leach, East Carolina
 LB Coot Terry, Memphis
 DB Greg Brooks, Southern Miss
 DB Jason Brown, Memphis
 DB Lynaris Elpheage, Tulane
 DB Heard Robinson, Houston

SPECIAL TEAMS

K Wade Tydlacka, Louisville
 RS Kenneth Johnson, Southern Miss

1999 OFFENSE

QB Travis Anglin, Memphis
 RB P.J. Mays, Cincinnati
 RB Jeff "Sugar" Sanders, Memphis
 OL Jeremy Bridges, Southern Miss
 OL Trey Eyre, Memphis
 OL Josh Gardner, Cincinnati
 OL Zeb Landers, Southern Miss
 OL Torrin Tucker, Southern Miss
 TE Buck Miciotto, Southern Miss
 WR LaDaris Vann, Cincinnati
 WR Brandon Middleton, Houston

DEFENSE

DL Derrick Adams, Cincinnati
 DL Floyd Dorsey, Tulane
 DL Michael Josiah, Louisville
 DL Chad Lee, Louisville
 LB Michael Brown, Louisville
 LB Jason Frazier, Army
 LB Joe Henley, Southern Miss
 DB Anthony Adams, East Carolina
 DB Quentin Brown, Tulane
 DB Ivan Fields, Houston
 DB Anthony Floyd, Louisville

SPECIAL TEAMS

K Seth Marier, Tulane
 K Kevin Miller, East Carolina
 P Chris Swort, Louisville

1998 OFFENSE

QB David Garrard, East Carolina
 RB DeMarco McCleskey, Cincinnati
 RB Derrick Nix, Southern Miss
 OL Kirt Doolin, Cincinnati
 OL Artis Hicks, Memphis
 OL Corey Sewell, Tulane
 OL David Sherrod, Memphis
 OL Torie Tauli, Tulane
 TE Jonathan Pritchett, Houston
 WR Terrell Harris, Tulane
 WR Zander Robinson, Tulane

DEFENSE

DL Andre Arnold, Memphis
 DL Ryan Brewer, Tulane
 DL Jeremy Griffith, Houston
 DL Ben Peining, Cincinnati
 LB Pernel Griffin, East Carolina
 LB Arthur Gissendanner, Houston
 LB Tony Stallings, Louisville
 DB Danny Adams, Cincinnati
 DB Idrees Bashir, Memphis

DB Meldon Barnes, Tulane
 DB Jason Parker, Houston

SPECIAL TEAMS

PK Ryan White, Memphis
 P Adam Wulfcek, Cincinnati
 RS Lelf Penn, Houston

1997 OFFENSE

QB Jason McKinley, Houston
 RB Toney Converse, Tulane
 RB Jamie Wilson, East Carolina
 OL James Bell, East Carolina
 OL Josh Lovelady, Houston
 OL Joe O'Shaughnessy, Louisville
 OL Bernard Robertson, Tulane
 OL Charles Caldwell, Tulane
 TE Reid Hedgepeth, Memphis
 WR Marcellus Harris, East Carolina
 WR Orlando Iglesias, Houston

DEFENSE

DL Braxton Anderson, Louisville
 DL Marcus Bell, Memphis
 DL DeQuincy Scott, Southern Miss
 DL John Nix, Southern Miss
 LB Rashad Harris, Louisville
 LB Bud Herring, Louisville
 LB Kamal Shakir, Memphis
 DB DeJuan Gossett, Cincinnati
 DB Corey Jones, Tulane
 DB Warren St. John, Tulane
 DB Kendall Williams, Houston

SPECIAL TEAMS

PK Jason Mammarella, Cincinnati
 RS Marcellus Harris, East Carolina

1996 OFFENSE

QB Chris Redman, Louisville
 RB Robert Cooper, Cincinnati
 RB Ketric Sanford, Houston
 OL Ken Biggs, Cincinnati
 OL Shederick Blackmon, Southern Miss
 OL Anthony Byrd, Louisville
 OL Tavares Middlebrooks, Memphis
 OL Truett Novosad, Houston
 TE Scott Regimbald, Houston
 WR Damien Dodson, Memphis
 WR Sherrod Gideon, Southern Miss

DEFENSE

DL Mike Gantous, Louisville
 DL Derrick Kennedy, Louisville
 DL Mike Knepper, Houston
 DL Adalius Thomas, Southern Miss
 LB Micah Malone, Houston
 LB Caspor Stiles, Memphis
 LB Derrick Perry, Tulane
 DB Courtney Dinkins, Louisville
 DB Kevin Dukes, Tulane
 DB William Fields, Houston
 DB Mike McKenzie, Memphis

SPECIAL TEAM

SP Jamie Purser, Southern Miss
 RS Ketric Sanford, Houston

PLAYERS OF THE WEEK

2005 OFFENSE

S6 James Pinkney, East Carolina
 S12 DeMyron Martin, SMU
 S19 Johnnie Lee Higgins, UTEP
 S26 Garrett Mills, Tulsa
 O3 DeAngelo Williams, Memphis
 O10 James Pinkney, East Carolina
 Jerad Romo, SMU
 O17 Dustin Almond, Southern Miss
 O24 DeAngelo Williams, Memphis
 O31 Mike Walker, UCF
 N7 Darrell Hackney, UAB
 N14 John Wall, Rice
 N21 Reggie Lindsey, UAB
 N28 James Pinkney, East Carolina

DEFENSE

S6 Thomas Howard, UTEP
 S12 Jamey Harper, SMU
 S19 Anthony Germany, Tulsa
 S26 Paul Carrington, UCF
 O3 Derek Clenin, Memphis
 O10 Joe Sturdivant, SMU
 O17 Pierre Parker, East Carolina
 O24 Bobby Klinck, Tulsa
 O31 Dennis Thornton, Marshall
 Augustus Ashley, UCF
 N7 Joe Sturdivant, SMU
 N14 Kade Lane, Houston
 N21 Jason Venison, UCF
 N28 Adrian Haywood, SMU

SPECIAL TEAMS

S6 Marketh McQueen, East Carolina
 S12 Brad DeVault, Tulsa
 S19 Reagan Schneider, UTEP
 S26 Sean Lucas, Tulane
 O3 Daren McCaleb, Southern Miss
 O10 Chris McMurtray, SMU
 O17 Ivan Clark, Marshall
 Ashlan Davis, Tulsa
 Vincent Marshall, Houston
 O24 Chubb Small, Marshall
 O31 Reagan Schneider, UTEP
 N7 Matt Prater, UCF
 N14 Chris McMurtray, SMU
 N21 Stephen Gostkowski, Memphis
 N28

2004 OFFENSE

S7 Tye Gunn, TCU
 S13 Richard Hall, Cincinnati
 S20 Anthony Evans, Houston
 S27 Darrell Hackney, UAB
 O4 DeAngelo Williams, Memphis
 O11 Tielor Robinson, Army
 O18 Carlton Jones, Army
 O25 Lester Ricard, Tulane
 N1 James Pinkney, East Carolina
 N8 Gino Guidugli, Cincinnati
 N15 DeAngelo Williams, Memphis
 N22 Gino Guidugli, Cincinnati
 N29 Richard Irvin, Tulane
 D6 Stefan LeFors, Louisville

DEFENSE

S7 Kerry Rhodes, Louisville
 S13 Michael Boley, Southern Miss
 S20 Wesley Smith, Memphis
 S27 Trent Cole, Cincinnati
 O4 Michael Boley, Southern Miss
 O11 Jonathan Lewis, Army
 O18 Greg Washington, Army
 O25 Michael Boley, Southern Miss
 N1 Andre Frazier, Cincinnati
 N8 Will Gulley, Houston
 N15 Zac Woodfin, UAB
 N22 Marvin Godbolt, TCU
 N29 Michael Boley, Southern Miss
 D6 Trevis Coley, Southern Miss

SPECIAL TEAMS

S7 Brent Moody, Louisville
 S13 Darren McCaleb, Southern Miss
 S20 Stephen Gostkowski, Memphis
 S27 Luke Johnson, Southern Miss
 O4 Reggie Lindsey, UAB
 O11 John Eubanks, Southern Miss
 O18 Darron White, Memphis
 O25 John Eubanks, Southern Miss
 N1 Chet Ervin, Cincinnati
 N8 Stephen Gostkowski, Memphis
 N15 Scott Wesley, Army
 N22 Nick Hayes, UAB
 N29 Montrel Jones, Louisville
 D6 Arthur Carmody, Louisville

2003 OFFENSE

S2 Ricky Madison, TCU
 S8 Danny Wimprine, Memphis
 S15 J.P. Losman, Tulane
 S22 Kevin Kolb, Houston
 S29 Richard Hall, Cincinnati
 O6 Brandon Middleton, Houston

O13 Roddy White, UAB
 O20 Marvin Townes, East Carolina
 O27 Kevin Kolb, Houston
 DeAngelo Williams, Memphis
 N3 Danny Wimprine, Memphis
 N10 Stefan LeFors, Louisville
 N17 DeAngelo Williams, Memphis
 N24 Dustin Almond, Southern Miss
 D1 Anthony Evans, Houston

DEFENSE

S2 Lance Everson, Houston
 S8 Etric Pruitt, Southern Miss
 S15 Tra Boger, Tulane
 S22 Trent Cole, Cincinnati
 S29 Robert McCune, Louisville
 O6 Michael Boley, Southern Miss
 O13 Bo Schobel, TCU
 O20 Kerry Rhodes, Louisville
 Will Hyden, Memphis
 O27 Justin Whitmore, UAB
 N3 J.R. Reed, USF
 N10 Rod Davis, Southern Miss
 N17 Joe Clay, Houston
 N24 Wesley Smith, Memphis
 D1 J.R. Reed, USF

SPECIAL TEAMS

S2 Fred Smith, Tulane
 S8 Stephen Gostkowski, Memphis
 S15 Marvin Young, Southern Miss
 S22 Nick Browne, TCU
 S29 Nick Browne, TCU
 O6 John Eubanks, Southern Miss
 O13 Nick Browne, TCU
 O20 Nick Browne, TCU
 O27 Luke Johnson, Southern Miss
 N3 Jhun Cook, UAB
 N10 Marvin Young, Southern Miss
 N17 Nick Browne, TCU
 N24 Nick Hayes, UAB
 D1 Dustin Bell, Houston

2002 OFFENSE

S3 Gino Guidugli, Cincinnati
 S9 Derrick Nix, Southern Miss
 S16 Derrick Nix, Southern Miss
 S23 DeAngelo Williams, Memphis
 S30 Dave Ragone, Louisville
 O7 Art Brown, East Carolina
 O14 Darrell Hackney, UAB
 O21 Tye Gunn, TCU
 O28 Dave Ragone, Louisville
 J.P. Losman, Tulane
 N4 Lonta Hobbs, TCU
 N11 Joffrey Reynolds, Houston
 N18 Darrell Hackney, UAB
 N25 Mewelde Moore, Tulane
 D2 Lonta Hobbs, TCU

DEFENSE

S3 Hanik Milligan, Houston
 S9 Rod Davis, Southern Miss
 S16 Kelly Hardy, East Carolina
 S23 Blue Adams, Cincinnati
 S30 Antwan Peek, Cincinnati
 Etric Pruitt, Southern Miss
 O7 Chris Moore, East Carolina
 O14 Dewayne White, Louisville
 O21 Etric Pruitt, Southern Miss
 O28 Thurman Pearson, UAB
 N4 LaMarcus McDonald, TCU
 N11 Andre Frazier, Cincinnati
 N18 Chad Lee, Louisville
 N25 Travis Heath, East Carolina
 D2 Antwan Peek, Cincinnati

SPECIAL TEAMS

S3 Nick Browne, TCU
 S9 Lynaris Elpheage, Tulane
 S16 Dustin Bell, Houston
 S23 Damien Dorsey, Louisville
 S30 Nathan Smith, Louisville
 O7 LaTarence Dunbar, TCU
 O14 Seth Marier, Tulane
 O21 Mark Haulman, Southern Miss
 O28 Damien Dorsey, Louisville
 N4 Nick Browne, TCU
 N11 Broderick Clark, Louisville
 N18 Christshawn Gilliam, East Carolina

ALL-TIME HONORS

N25 Seth Marler, Tulane
D2 Dustin Bell, Houston

2001 OFFENSE

S4 Dave Ragone, Louisville
S10 Gino Guidugli, Cincinnati
S24 Jeff Aaron, UAB
O1 Corey Connally, TCU
O8 Mewelde Moore, Tulane
O15 Dante Brown, Memphis
Patrick Ramsey, Tulane
Sean Stillely, TCU
O22 C.J. Young, Army
N5 Dave Ragone, Louisville
N12 Leonard Henry, East Carolina
N19 Delon Branch, Louisville
N26 Jon Olinger, Cincinnati
D3 Ardell Daniels, Army
Gino Guidugli, Cincinnati

DEFENSE

S4 Pernell Griffin, East Carolina
S10 Charlie Owens, TCU
S24 Greg LeFever, East Carolina
O1 Charlie Owens, TCU
O8 Derrick Ballard, Memphis
O15 Wesley Heath, Tulane
O22 Antwan Peek, Cincinnati
O29 Michael Brown, Louisville
N5 Dewayne White, Louisville
N12 Christshawn Gilliam, East Carolina
N19 Dewayne White, Louisville
N26 LaMarcus McDonald, TCU
D3 Antwan Peek, Cincinnati

SPECIAL TEAMS

S4 Nick Browne, TCU
S10 Marvin Townes, East Carolina
S24 Rhett Gallego, UAB
O1 Mark Haulman, Southern Miss
O8 Adam Wulfreck, Cincinnati
O15 Antwan Peek, Cincinnati
O22 Kevin Miller, East Carolina
O29 Wade Tydlacka, Louisville
N5 Jonathan Ruffin, Cincinnati
N12 Anthony Floyd, Louisville
N19 Zek Parker, Louisville
N26 Nick Browne, TCU
D3 Omarl Thompson, Army

2000 OFFENSE

S5 Tony Stallings, Louisville
S11 Brandon Middleton, Houston
S18 Joffrey Reynolds, Houston
S25 Patrick Ramsey, Tulane
O2 Mewelde Moore, Tulane
O9 Dave Ragone, Louisville
O16 Leonard Henry, East Carolina
O23 Michael Wallace, Army
O30 Dave Ragone, Louisville
N6 Dave Ragone, Louisville
N13 Patrick Ramsey, Tulane
N20 Patrick Ramsey, Tulane

DEFENSE

S5 Kelly Hardy, East Carolina
S11 Troy Evans, Cincinnati
S18 Ray Walls, Southern Miss
S25 Idrees Bashir, Memphis
O2 Leo Barnes, Southern Miss
O9 Kamal Shakir, Memphis
O16 Rashad Harris, Louisville
O23 Wayne Rogers, Houston
O30 Roy Magee, Southern Miss
Wayne Rogers, Houston
N6 Anthony Floyd, Louisville
N13 Ivan Fields, Cincinnati
N20 Gerry Ruff, Cincinnati

SPECIAL TEAMS

S5 Jonathan Ruffin, Cincinnati
S11 Jason Mammarella, Cincinnati
S18 Ryan White, Memphis
S25 Casey Rousel, Tulane
Rhett Gallego, UAB
O2 Rhett Gallego, UAB
O9 Roxie Shelvin, Tulane
O16 Mark Haulman, Southern Miss

O23 Kevin Miller, East Carolina
O30 Rhett Gallego, UAB
N6 Omarl Thompson, Army
N13 Keith Stokes, East Carolina
N20 Jonathan Ruffin, Cincinnati

1999 OFFENSE

S7 Chris Redman, Louisville
S13 Patrick Ramsey, Tulane
S20 Patrick Ramsey, Tulane
O27 David Garrard, East Carolina
O4 David Garrard, East Carolina
O11 Michael Wallace, Army
O18 Ketric Sanford, Houston
O25 Lavell Boyd, Louisville
N1 Robert Cooper, Cincinnati
N8 Ketric Sanford, Houston
N15 Jason McKinley, Houston
N22 David Garrard, East Carolina

DEFENSE

S7 Mike James, Houston
S13 Forrest Foster, East Carolina
S20 Eddie Johnson, Cincinnati
S27 T.J. Slaughter, Southern Miss
O4 Pernell Griffin, East Carolina
O11 Leo Barnes, Southern Miss
O18 Leo Barnes, Southern Miss
Wayne Rogers, Houston
O25 Adalius Thomas, Southern Miss
N1 Anthony Adams, East Carolina
N8 Rodregis Brooks, UAB
N15 Marcus Bell, Memphis
N22 Ty Trahan, Southern Miss

SPECIAL TEAMS

S7 Kevin Miller, East Carolina
S13 Roy Magee, Southern Miss
S20 Andrew Bayes, East Carolina
S27 Ryan White, Memphis
O4 Kevin Miller, East Carolina
O11 Ryan White, Memphis
O18 Seth Marler, Tulane
O25 Andrew Bayes, East Carolina
N1 Ryan White, Memphis
N8 Jake Arians, UAB
N15 Keith Stokes, East Carolina
N22 Brent Hanna, Southern Miss

1998 OFFENSE

S7 P.J. Franklin, Tulane
S14 Shaun King, Tulane
S21 Leroy Collins, Louisville
S28 Chris Redman, Louisville
O5 Chris Redman, Louisville
O12 Derrick Nix, Southern Miss
O19 Chris Redman, Louisville
O26 Shaun King, Tulane
N2 Leroy Collins, Louisville
N9 Shaun King, Tulane
N16 Chris Redman, Louisville
N23 David Garrard, East Carolina

DEFENSE

S7 Brett Timmons, Tulane
S14 Nate Hunter, Army
S21 Kenny Dale Rowland, Army
S28 Ty Trahan, Southern Miss
O5 Alphonso Roundtree, Tulane
O12 Lyle Weaver, Army
O19 Shawn Ferguson, Cincinnati
O26 Ty Trahan, Southern Miss
N2 David Williams, Houston
N9 Jeff Kerr, East Carolina
N16 T.J. Slaughter, Southern Miss
N23 Meldon Barnes, Tulane

SPECIAL TEAMS

S7 Arthur Gissendanner, Houston
S14 Graham White, Army
S21 Eric Olsen, Army
S28 Zek Parker, Louisville
O5 Graham White, Army
O12 Brandon Francis, Southern Miss
O19 Ryan White, Memphis
O26 Mike Smith, Houston
N2 Louis Hampton, Houston
N9 Brad Palazzo, Tulane

N16 John Wilson, Tulane
N23 Jamie Purser, Southern Miss

1997 OFFENSE

S1 Chad Plummer, Cincinnati
S8 Shaun King, Tulane
S15 Ibn Green, Louisville
S22 Lee Roberts, Southern Miss
S29 Orlando Iglesias, Houston
O6 Julian Dawson, Tulane
O13 Shaun King, Tulane
O20 Shaun King, Tulane
O27 Jason McKinley, Houston
N3 Frank Moreau, Louisville
Harold Shaw, Southern Miss
N10 Dan Gonzalez, East Carolina
N17 Dan Gonzalez, East Carolina
N24 Harold Shaw, Southern Miss

DEFENSE

S1 Patrick Surtain, Southern Miss
S8 Jamaal Alexander, Southern Miss
S15 Roderick Coleman, East Carolina
S22 Cincinnati Team
S29 Artrell Hawkins, Cincinnati
O6 Tinker Keck, Cincinnati
Adalius Thomas, Southern Miss
Marchant Kenney, Southern Miss
O13 Vaughn Washington, Houston
O20 Phillip Curry, Cincinnati
O27 Dwight Henry, East Carolina
N3 Keafon Cromartie, Tulane
N10 Jeff Kerr, East Carolina
N17 Michael Jordan, Tulane

SPECIAL TEAMS

S1 Drew Païramore, Memphis
S8 Andrew Bayes, East Carolina
S15 Arnold Jackson, Louisville
S22 Brad Hill, Tulane
S29 Doug Johnson, Cincinnati
O6 Tinker Keck, Cincinnati
O13 Brad Palazzo, Tulane
O20 Sebastian Villarreal, Houston
O27 Tinker Keck, Cincinnati
N3 Brad Palazzo, Tulane
N10 Tinker Keck, Cincinnati
N17 Don Haseiwood, Memphis
N24 P.J. Franklin, Tulane

1996 OFFENSE

S2 Jerald Sowell, Tulane
S9 Chad Plummer, Cincinnati
S16 Antowain Smith, Houston
S23 Chris Redman, Louisville
S30 Daryl Royal, Cincinnati
O7 Antowain Smith, Houston
O14 Lee Roberts, Southern Miss
O21 Chad Plummer, Cincinnati
O28 Robert Cooper, Cincinnati
N4 Sherrod Gideon, Southern Miss
N11 Antowain Smith, Houston
N18 Chuck Clements, Houston
N25 Jerald Sowell, Tulane

DEFENSE

S2 Cedric Walthaw, Southern Miss
S9 Phillip Curry, Cincinnati
S16 Richard Hogans, Memphis
S23 Tony Williams, Memphis
S30 Jeff Posey, Southern Miss
O7 Louis Hampton, Houston
Keith Spann, Memphis
O14 Patrick Surtain, Southern Miss
O21 Richard Hogans, Memphis
Marchant Kenney, Southern Miss
O28 Derrick Singleton, Tulane
N4 Leland Taylor, Louisville
N11 Tony Williams, Memphis
N18 Houston Defense
N25 Chris Hewitt, Cincinnati

SPECIAL TEAMS

S2 Tony Esters, Louisville
S9 Jeremy Borseth, Louisville
S16 Kendrick Lee, Southern Miss
S23 Drew Païramore, Memphis
S30 Eric Richards, Cincinnati

O7 Ted Lane, Memphis
O14 David Akers, Louisville
O21 Steve Smith, Cincinnati
O28 Jeff Luggon, Tulane
N4 Sebastian Villarreal, Houston
N11 Kevin Cobb, Memphis
N18 Eric Richards, Cincinnati
N25 Robert Tate, Cincinnati

1995 OFFENSE

S4 Robert Tate, Cincinnati
S11 Heath Graham, Southern Miss
S18 Jamaican Dartz, Tulane
S25 Charles West, Houston
O2 Marty Lowe, Louisville
O9 Chuck Clements, Houston
O16 Joe Borich, Memphis
O23 Antowain Smith, Houston
O30 Robert Tate, Cincinnati
N6 Marty Lowe, Louisville
N13 Shaun King, Tulane
N20 Miguei Montano, Louisville

DEFENSE

S4 Derrick Singleton, Tulane
S11 Alan Campos, Louisville
S18 Brad Jackson, Cincinnati
S25 Cedric Walthaw, Southern Miss
O2 Sam Barnes, Cincinnati
O9 Derrick Singleton, Tulane
O16 Jerome Woods, Memphis
O23 Muhammed El-Mubarak, Cincinnati
O30 Richard Hogans, Memphis
N6 Cedric Anderson, Tulane
N13 Richard Hogans, Memphis
N20 Brad Jackson, Cincinnati

SPECIAL TEAMS

S4 Fred Brock, Southern Miss
S11 Chris Pierce, Southern Miss
S18 Chris Pierce, Southern Miss
S25 Eric Richards, Cincinnati
O2 Kendrick Hall, Southern Miss
O9 Eric Richards, Cincinnati
O16 Chris Pierce, Southern Miss
O30 Brad Hill, Tulane
N6 David Akers, Louisville
N13 Robbie Wheeler, Houston
N20 Robert Tate, Cincinnati

ALL-AMERICANS

2005

ESPN THE MAGAZINE ACADEMIC ALL-AMERICAN
First Team
TE – Garrett Mills, Tulsa

AFC

First Team
RB – DeAngelo Williams, Memphis

ASSOCIATED PRESS

Second Team
RB – DeAngelo Williams, Memphis
Third Team
TE – Garrett Mills, Tulsa

CBSSPORTSLINE.COM

First Team
TE – Garrett Mills, Tulsa

COLLEGEFOOTBALLNEWS.COM

Second Team
RB – DeAngelo Williams, Memphis
Honorable Mention
WR – Aundrae Allison, East Carolina
TE – Garrett Mills, Tulsa
PK – Darren McCaleb, Southern Miss
PK – Stephen Gostkowski, Memphis
KR – Jessie Henderson, SMU

SI.COM

First Team
TE – Garrett Mills, Tulsa
Second Team
RB – DeAngelo Williams, Memphis



ALL-TIME HONORS

Third Team
 LB - Kevis Coley, Southern Miss
 K - Stephen Gostkowski, Memphis
 K - Darren McCaleb, Southern Miss
 P - Luke Johnson, Southern Miss

WALTER CAMP
First Team
 RB - DeAngelo Williams, Memphis
Second Team
 TE - Garrett Mills, Tulsa

COLLEGE FOOTBALL NEWS.COM FRESHMAN
First Team
 DB - Joe Burnett, UCF
 PR - Joe Burnett, UCF
Second Team
 TE - Shawn Nelson, Southern Miss
Third Team
 S - Jason Venson, UCF
 PR - Jessie Henderson, SMU

FWAA/SCRIPPS FRESHMAN
First Team
 OL - Robby Felix, UTEP
 DB - Joe Burnett, UCF

SPORTING NEWS FRESHMAN
Third Team
 TE - Shawn Nelson, Southern Miss
 DB - Joe Burnett, UCF
 PR - Joe Burnett, UCF
Honorable Mention
 RB - DeMyron Martin, SMU
 RB - Kevin Smith, UCF
 TE - Jamar Hunt, UTEP
 OL - Robby Felix, UTEP
 OL - Austin Wilkinson, Rice
 DE - Moton Hopkins, Tulsa
 DE - Cody Pree, Houston
 LB - Cody Lubajasky, Houston
 FS - Kenneth Fontenette, Houston

2004
ABC SPORTS/CINGULAR
First Team
 LB - Michael Boley, Southern Miss

ASSOCIATED PRESS
Second Team
 LB - Michael Boley, Southern Miss
Third Team
 RB - DeAngelo Williams, Memphis
 WR - Roddy White, UAB

COLLEGE FOOTBALL NEWS.COM
Second Team
 LB - Michael Boley, Southern Miss
 RB - DeAngelo Williams, Memphis
 WR - Roddy White, UAB
Third Team
 OL - Travis Lefew, Louisville
 DL - Trent Cole, Cincinnati
Honorable Mention
 QB - Stefan Lefors, Louisville
 WR - J.R. Russell, Louisville
 PK - Stephen Gostkowski, Memphis
 KR - John Eubanks, Southern Miss
 PR - Travis Williams, East Carolina

PRO FOOTBALL WEEKLY
First Team
 RB - DeAngelo Williams, Memphis
 WR - Roddy White, UAB
Honorable Mention
 QB - Stefan Lefors, Louisville

SI.COM
Second Team
 LB - Michael Boley, Southern Miss
 RB - DeAngelo Williams, Memphis
 WR - Roddy White, UAB
Honorable Mention
 QB - Stefan Lefors, Louisville
 OL - Anthony Alabi, TCU
 OL - Gene Frederic, Memphis
 DL - Larry McSwain, UAB
 PK - Darren McCaleb, Southern Miss
 KR - John Eubanks, Southern Miss

WALTER CAMP
Second Team
 LB - Michael Boley, Southern Miss

2003
VERIZON/COSIDA ACADEMIC
First Team
 Nick Browne, TCU

ASSOCIATED PRESS
Second Team
 DE - Bo Schobel, TCU
 K - Nick Browne, TCU
Third Team
 LB - Rod Davis, Southern Miss

COLLEGE FOOTBALL NEWS.COM
Second Team
 LB - Michael Boley, Southern Miss
Third Team
 DE - Bo Schobel, TCU
 LB - Rod Davis, Southern Miss
 K - Nick Browne, TCU
Honorable Mention
 KR - John Eubanks, Southern Miss
 PR - Marvin Young, Southern Miss

FWAA
First Team
 K - Nick Browne, TCU

RIVALDS.COM FRESHMAN
First Team
 DE - Jermaine McElveen, UAB

SCRIPPS/FWAA FRESHMAN
First Team
 RB - Robert Merrill, TCU

SI.COM
Honorable Mention
 WR - Brandon Middleton, Houston
 DE - Bo Schobel, TCU
 LB - Rod Davis, Southern Miss
 LB - Chris Moore, East Carolina
 S - J.R. Reed, USF
 K - Nick Browne, TCU

SPORTING NEWS
Second Team
 LB - Rod Davis, Southern Miss
 K - Nick Browne, TCU

SPORTING NEWS FRESHMAN
Second Team
 RB - Robert Merrill, TCU
Third Team
 QB - Kevin Kolb, Houston
 LB - Stephen Nicholas, USF
 K - Darren McCaleb, Southern Miss

WALTER CAMP
First Team
 K - Nick Browne, TCU

2002
VERIZON/COSIDA ACADEMIC
First Team
 Nick Browne, TCU

ASSOCIATED PRESS
Second Team
 LB - LaMarcus McDonald, TCU
Third Team
 LB - Rod Davis, Southern Miss

CNN/SI
Second Team
 DB - Etric Pruitt, Southern Miss
 DB - Lynaris Elpheage, Tulane
Honorable Mention
 RB - Joffrey Reynolds, Houston
 OL - Brian Rimpf, East Carolina
 LB - Rod Davis, Southern Miss
 LB - LaMarcus McDonald, TCU
 K - Nick Browne, TCU
 KR - Broderick Clark, Louisville

COLLEGE FOOTBALL NEWS.COM
First Team
 Rod Davis, Southern Miss
 LaMarcus McDonald, TCU
Second Team
 Etric Pruitt, Southern Miss
 Lynaris Elpheage, Tulane
 Broderick Clark, Louisville
Honorable Mention
 Nick Browne, TCU
 Jarad Preston, East Carolina
 LaTarence Dunbar, TCU
 Aris Comeaux, Army
 Damien Dorsey, Louisville

SPORTING NEWS
Third Team
 Rod Davis, Southern Miss
Fourth Team
 LaMarcus McDonald, TCU
 Etric Pruitt, Southern Miss
 Nick Browne, TCU

SPORTING NEWS FRESHMAN
First Team
 Broderick Clark, Louisville
Second Team
 Anthony Cannon, Tulane
Third Team
 Chris McGee, Tulane
 Cheris Moore, East Carolina
Fourth Team
 Lonta Hobbs, TCU
 O.C. Collins, Memphis

2001
VERIZON/COSIDA ACADEMIC
First Team
 Brandon Perdue, Army

COLLEGE FOOTBALL NEWS.COM
First Team
 Seth Marler, Tulane
Second Team
 Leonard Henry, East Carolina
 Dewayne White, Louisville
 Bryan Thomas, UAB
Honorable Mention
 Dave Ragone, Louisville
 Mewelde Moore, Tulane
 Deion Branch, Louisville

FOOTBALL NEWS
Third Team
 Leonard Henry, East Carolina
 Dewayne White, Louisville
 Seth Marler, Tulane
Honorable Mention
 Mewelde Moore, Tulane
 Deion Branch, Louisville
 Bryan Thomas, UAB
 Pernel Griffin, East Carolina
 Chad Williams, Southern Miss
 Dan MacElroy, Army
 Adam Wulfeck, Cincinnati

FWAA
First Team
 Seth Marler, Tulane

SPORTING NEWS
Third Team
 Deion Branch, Louisville
 Leonard Henry, East Carolina
 Dewayne White, Louisville
Fourth Team
 Rod Davis, Southern Miss
 Pernel Griffin, East Carolina
 Seth Marler, Tulane

SPORTING NEWS FRESHMAN
First Team
 Bobby Hoover, Tulane
 Bobby Lefew, Louisville
Second Team
 Doug Monaghan, Cincinnati
 Marvin Godbolt, TCU

Third Team
 Skylor Magee, Southern Miss
 Jermain Woodard, Houston
 James Galthier, Memphis
Fourth Team
 Gino Guidugli, Cincinnati

2000
VERIZON ACADEMIC
All-District
 Jeff Kelly, Southern Miss
 Deontey Kenner, Cincinnati
 Scott McReady, South Florida
 Curtis Fuller, TCU
 Brandon Perdue, Army
Second-Team All-America
 Jeff Kelly, Southern Miss

CONSENSUS
 Jonathan Ruffin, Cincinnati

ASSOCIATED PRESS
First Team
 Jonathan Ruffin, Cincinnati
Second Team
 Anthony Floyd, Louisville
Third Team
 Cedric Scott, Southern Miss

BCS FOOTBALL.COM
First Team
 Jonathan Ruffin, Cincinnati

CNN/SI.COM
First Team
 Jonathan Ruffin, Cincinnati

COLLEGE FOOTBALL NEWS.COM
First Team
 Jonathan Ruffin, Cincinnati
Third Team
 Wayne Rogers, Houston

FOOTBALL NEWS
Second Team
 Sherwin Lacewell, East Carolina
 Anthony Floyd, Louisville
 Leo Barnes, Southern Miss
Third Team
 Bernard Robertson, Tulane
 Cedric Scott, Southern Miss
 Wayne Rogers, Houston

FWAA
First Team
 Jonathan Ruffin, Cincinnati

SPORTING NEWS
First Team
 Jonathan Ruffin, Cincinnati
Third Team
 Zek Parker, Louisville
 Casey Rousset, Tulane

WALTER CAMP
First Team
 Jonathan Ruffin, Cincinnati
 Anthony Floyd, Louisville

FOOTBALL NEWS FRESHMAN ALL-AMERICAN
First Team
 Mewelde Moore, Tulane

SPORTING NEWS FRESHMAN ALL-AMERICAN
Second Team
 Mewelde Moore, Tulane
 Rod Davis, Southern Miss
Third Team
 Dewayne White, Louisville

1999
CONSENSUS
 Andrew Bayes, East Carolina

AFCA
First Team
 Andrew Bayes, East Carolina
 Ibn Green, Louisville

ALL-TIME HONORS

ASSOCIATED PRESS

Second Team
Adalius Thomas, Southern Miss
Rodregis Brooks, UAB
Andrew Bayes, East Carolina

BCS ONLINE

Second Team
Adalius Thomas, Southern Miss
Rodregis Brooks, UAB
Andrew Bayes, East Carolina

CBS SPORTSLINE

Second Team
Adalius Thomas, Southern Miss
Rodregis Brooks, UAB

FOOTBALL NEWS

Third Team
Ibn Green, Louisville
Adalius Thomas, Southern Miss
Rodregis Brooks, UAB
Honorable Mention
Chris Redman, Louisville
Frank Moreau, Louisville
Ketric Sanford, Houston
Arnold Jackson, Louisville
Todd Pinkston, Southern Miss
Greg Brown, Houston
Jeff Kerr, East Carolina
T.J. Slaughter, Southern Miss
Andrew Bayes, East Carolina

FWAA

First Team
Andrew Bayes, East Carolina

SPORTS RAMPAGE.COM

First Team
Adalius Thomas, Southern Miss
Rodregis Brooks, UAB
Andrew Bayes, East Carolina
Second Team
T.J. Slaughter, Southern Miss
Pernell Griffin, East Carolina

SPORTING NEWS

Second Team
Ibn Green, Louisville
Adalius Thomas, Southern Miss
Andrew Bayes, East Carolina
Third Team
Jeff Kerr, East Carolina

SPORTS RAMPAGE.COM

National Defensive Player of the Year
Adalius Thomas, Southern Miss

WALTER CAMP

First Team
Andrew Bayes, East Carolina

GTE ACADEMIC ALL-AMERICAN

Second Team
Shaun Castillo, Army

1998

ASSOCIATED PRESS

Third Team
Ibn Green, Louisville
Adalius Thomas, Southern Miss

FOOTBALL NEWS

Second Team
Ibn Green, Louisville
Third Team
Shaun King, Tulane
Adalius Thomas, Southern Miss
Honorable Mention
Chris Redman, Louisville
Leroy Collins, Louisville
Derrick Nix, Southern Miss
Sherrod Gideon, Southern Miss
P.J. Franklin, Tulane
Ryan White, Memphis
Louis Hampton, Houston
Mike McKenzie, Memphis
Kenny Dale Rowland, Army
Andrew Bayes, East Carolina
Graham White, Army

SPORTING NEWS

Second Team
Ibn Green, Louisville

COLLEGE SPORTS NEWS

First Team
Ibn Green, Louisville
Second Team
Shaun King, Tulane
Third Team
Adalius Thomas, Southern Miss
Honorable Mention
Chris Redman, Louisville
Leroy Collins, Louisville
Derrick Nix, Southern Miss
Ketric Sanford, Houston
P.J. Franklin, Tulane
Sherrod Gideon, Southern Miss
Arnold Jackson, Louisville
Jerrian James, Houston
Buck Collins, East Carolina
Henry McClendon, Southern Miss
Danny Moore, East Carolina
Rick Nord, Louisville
Brian Uhl, Cincinnati
Ryan White, Memphis
Roderick Coleman, East Carolina
Ty Trahan, Southern Miss
Michael Jordan, Tulane
Mike McKenzie, Memphis
Antonio Roundtree, Louisville
Kenny Dale Rowland, Army
Graham White, Army

SPORTING NEWS FRESHMAN ALL-AMERICAN

First Team
Derrick Nix, Southern Miss
Ryan White, Memphis
Second Team
Pernell Griffin, East Carolina
Third Team
Artis Hicks, Memphis
Corey Sewell, Tulane
Danny Adams, Cincinnati

FOOTBALL NEWS FRESHMAN ALL-AMERICAN

First Team
Ryan White, Memphis
Corey Sewell, Tulane
Pernell Griffin, East Carolina

1997

ASSOCIATED PRESS

Second Team
Ben Fricke, Houston
Third Team
Brad Palazzo, Tulane
Patrick Surtain, Southern Miss

FOOTBALL WRITERS ASSOC. OF AMERICA

First Team
Ben Fricke, Houston

SPORTING NEWS

Second Team
Ben Fricke, Houston
Patrick Surtain, Southern Miss
Third Team
Brad Jackson, Cincinnati
Brad Palazzo, Tulane

FOOTBALL NEWS

Second Team
Patrick Surtain, Southern Miss
Third Team
Jason Fabini, Cincinnati
Brad Jackson, Cincinnati
Brad Palazzo, Tulane
Honorable Mention
Marquis Bowling, Memphis
Jajuan Dawson, Tulane
Ben Fricke, Houston
Kendrick Gholston, Louisville
Ibn Green, Louisville
Dwight Henry, East Carolina
Brad Hill, Tulane
Tinker Keck, Cincinnati
Danny Moore, East Carolina
Sebastian Villarreal, Houston

SPORTING NEWS FRESHMAN ALL-AMERICAN

First Team
John Nix, Southern Miss
Kamal Shakir, Memphis
Second Team
Orlando Iglesias, Houston

GTE/COSIDA ACADEMIC ALL-AMERICAN

First Team
Jeremy Lindley, Southern Miss
John Kobalka, Cincinnati

NACDA SCHOLAR-ATHLETE

Jeremy Lindley, Southern Miss

1996

ASSOCIATED PRESS

Third Team
Sam Madison, Louisville
Tyrus McCloud, Louisville

FOOTBALL NEWS

Sam Madison, Louisville
Second Team
Tyrus McCloud, Louisville
Third Team
Marchant Kenney, Southern Miss
Honorable Mention
Antowain Smith, Houston

SPORTING NEWS

Second Team
Tyrus McCloud, Louisville

SPORTING NEWS FRESHMAN ALL-AMERICA TEAM

Adalius Thomas, Southern Miss

COLLEGE FOOTBALL CHRONICLE UNSUNG HERO ALL-AMERICA TEAM

Karr Shannon, Southern Miss

POSTSEASON ALL-STARS

2005

EAST-WEST SHRINE GAME

Thomas Howard, LB, UTEP

HULA BOWL

Chris Moore, LB, East Carolina
Guy Whimper, OT, East Carolina
Chris Hawkins, DB, Marshall
Maurice Avery, WR, Memphis
John Syptak, DE, Rice
Ryan Mentzel, P, SMU
Brandon Marshall, WR, UCF

LAS VEGAS ALL-AMERICAN CLASSIC

Ryan Gilbert, RB, Houston
Tim Goodwell, LB, Memphis
Tra Boger, SS, Tulane
Anthony Cannon, LB, Tulane
Sean Lucas, CB, Tulane
Tyler Ebell, RB, UTEP
Darcy Johnson, TE, UCF

SENIOR BOWL

Stephen Gostkowski, Memphis
DeAngelo Williams, Memphis
Darrell Hackney, QB, UAB
Thomas Howard, LB, UTEP

2004

EAST-WEST SHRINE GAME

Stefan Lefors, QB, Louisville
Albert Means, DE, Memphis
J.R. Russell, WR, Louisville
Greg Washington, LB, Army

HULA BOWL

Reggie Harrell, WR, TCU
Chase Johnson, OL, TCU
Martin Patterson, LB, TCU
Zac Woodfin, LB, UAB

LAS VEGAS ALL-AMERICAN CLASSIC


Shamar Abrams, DT, UAB
Antoine Cash, LB, Southern Miss
Joe Clay, DE, Houston
Stephen Cucci, TE, Houston
Marvin Godbolt, S, TCU
Tyrone Saterfield, DT, Louisville
Eric Scott, DT, Southern Miss
Hannibal Thomas, WR, Cincinnati

THE VILLAGES GRIDIRON CLASSIC


Anthony Alabi, OL, TCU
Jamar Enzor, LB, Cincinnati
Lionel Gates, RB, Louisville
Mark Walker, DB, TCU
Nigel Eldridge, LB, UAB
Roydell Williams, WR, Tulane
Zac Woodfin, LB, UAB

SENIOR BOWL

Michael Boley, LB, Southern Miss
Trent Cole, DE, Cincinnati
Robert McCune, LB, Louisville
Jeremy Parquet, OL, Southern Miss
Cody McCarty, TE, TCU
Roydell Williams, WR, Tulane
Roddy White, WR, UAB



Chris Moore, East Carolina



Anthony Cannon, Tulane



ALL-TIME HONORS

2003 BLUE GRAY ALL-STAR CLASSIC

Damene Duckett, East Carolina
Vonta Leach, East Carolina
Ronnie Ghent, Louisville
Josh Minkins, Louisville
Richard Owens, Louisville
DeJuan Green, USF
Maurice Jones, USF
Huey Whittaker, USF

EAST-WEST SHRINE

Ryan Kent, Army
Eric Pruitt, Southern Miss
Bo Schobel, TCU

HULA BOWL

Rex Hadnot, Houston
Maurice Jones, USF
Nick Browne, TCU

LAS VEGAS ALL-AMERICAN CLASSIC

Rex Hadnot, Houston

THE VILLAGES GRIDIRON CLASSIC

Ronnie Ghent, Louisville
Maurice Jones, USF
J.R. Reed, USF
Ronald Jones, Southern Miss
Robert Pollard, TCU
Chad Pugh, TCU

SENIOR BOWL

Brian Rimpf, East Carolina
Ronnie Ghent, Louisville
Greg Brooks, Southern Miss
Rod Davis, Southern Miss
Eric Pruitt, Southern Miss
J.P. Losman, Tulane
Mewelde Moore, Tulane

2002

EAST-WEST SHRINE

Clarence Holmes, Army
Hanik Milligan, Houston
Jason Goss, TCU

HULA BOWL

Aaron Burger, Army
Joe Gerda, Memphis
Chris Brown, UAB
Willie Quinnie, UAB

PARADISE BOWL

DeMarco McCleskey, RB, Cincinnati
Joffrey Reynolds, RB, Houston
Jesse Sowell, DB, Houston
Rufus Williams, OL, Houston
Jason Goss, CB, TCU

ROTARY GRIDIRON

Blue Adams, Cincinnati
Kirt Doolin, Cincinnati
DeMarco McCleskey, Cincinnati
Jonathan Ruffin, Cincinnati
Kelly Hardy, East Carolina
Curry Burns, Louisville
Jeremy Bridges, Southern Miss
Jasin Jimenez, Southern Miss
Adrian Madise, TCU

SENIOR BOWL

Dave Ragone, Louisville
Jeremy Bridges, Southern Miss
Torrin Tucker, Southern Miss
LaMarcus McDonald, TCU
Chris Brown, UAB

2001

BLUE-GRAY

Dan MacElroy, Army
Marcus Smith, Memphis
Ryan White, Memphis
Roy Magee, Southern Miss
Terrell Harris, Tulane
Patrick Ramsey, Tulane
Casey Rousset, Tulane

Marlon Bush, UAB
Jegil Dugger, UAB
Rod Taylor, UAB

EAST-WEST SHRINE

Clint Dodson, Army
Pernell Griffin, East Carolina
Zek Parker, Louisville
Artis Hicks, Memphis
Charlie Owens, TCU
Matt Schobel, TCU

HULA BOWL

Leonard Henry, East Carolina

ROTARY GRIDIRON

Oriando Iglesias, Houston
Hamin Milligan, Houston
Victor Payne, TCU

SENIOR BOWL

David Garrard, East Carolina
Deion Branch, Louisville
Patrick Ramsey, Tulane
Casey Rousset, Tulane
Eddie Freeman, UAB
Bryan Thomas, UAB

2000

BLUE-GRAY

Jason McKinley, Houston
Marcus Bell, Memphis
Kamal Shakir, Memphis
Michael Stone, Memphis
Daleroy Stewart, Southern Miss
Noel Ellis, Tulane
Otis Leverette, UAB
Undrae Crosby, UAB
Carl Fair, UAB

HULA BOWL

Lyle Weaver, Army
Keith Stokes, East Carolina
Sherwin Lacewell, East Carolina
Jason McKinley, Houston
Donovan Arp, Louisville
Rashad Holman, Louisville
Arnold Jackson, Louisville

EAST/WEST SHRINE GAME

Mario Monds, Cincinnati
Wayne Rogers, Houston
Leo Barnes, Southern Miss

TYCO GRIDIRON CLASSIC

Deontey Kenner, Cincinnati
Rashad Holman, Louisville
Arnold Jackson, Louisville
Jason Padgett, Louisville
Kamal Shakir, Memphis
Daleroy Stewart, Southern Miss
Tim Carter, Tulane
Noel Ellis, Tulane

SENIOR BOWL

Cedric Scott, Southern Miss
Raymond Walls, Southern Miss
Bernard Robertson, Tulane

1999

BLUE-GRAY

Jake Arians, UAB
JaJuan Dawson, Tulane
Damien Dodson, Memphis
Mike Green, Houston
Tinker Keck, Cincinnati
Adisa King, Army
Kris Neal, UAB
Tim Seymour, Memphis
Graham White, Army

SENIOR BOWL

Andrew Bayes, East Carolina
Anthony Byrd, Louisville
Sherrod Gideon, Southern Miss
Ibn Green, Louisville
Terrance Parrish, Southern Miss
Todd Pinkston, Southern Miss

Chris Redman, Louisville
T.J. Slaughter, Southern Miss
Adaluis Thomas, Southern Miss

EAST-WEST SHRINE GAME

Greg Brown, Houston
Sherrod Gideon, Southern Miss
Ibn Green, Louisville
Jeff Kerr, East Carolina
Adaluis Thomas, Southern Miss

HULA BOWL

Adriano Belli, Houston
Scott Kozak, Army

1998

BLUE-GRAY

Wilbert Brown, Houston
Buck Collins, East Carolina
Troy Smith, East Carolina

SENIOR BOWL

Shaun King, Tulane
Brad Palazzo, Tulane
Roderick Coleman, East Carolina

HULA BOWL

Brian Connelly, Army
Troy Smith, East Carolina

EAST-WEST SHRINE BOWL

Roderick Coleman, East Carolina
DeShone Mallard, Southern Miss
Rick Nord, Louisville

ALL-STAR GRIDIRON CLASSIC

Kenny Dale Rowland, Army

1997

BLUE-GRAY

Dan Gonzalez, East Carolina
Terry Rice-Lockett, Louisville
Leonta Rheams, Houston
Derrick Singleton, Tulane

SENIOR BOWL

Artrell Hawkins, Cincinnati
Derrick Ransom, Cincinnati
Larry Shannon, East Carolina
Patrick Surtain, Southern Miss

HULA BOWL

Mike Parker, Houston

EAST-WEST SHRINE BOWL

Jason Fabin, Cincinnati

1996

BLUE-GRAY GAME

Chris Hewitt, Cincinnati
Marvin Thomas, Memphis
Ken Newton, Memphis
Daryl Terrell, Southern Miss
Jerald Sowell, Tulane

SENIOR BOWL

Robert Tate, Cincinnati
Antowain Smith, Houston
Marcus Spriggs, Houston
Tyrus McCloud, Louisville
Marvin Thomas, Memphis
Johnny Lomoro, Southern Miss
Jerald Sowell, Tulane

EAST-WEST SHRINE GAME

Daryl Terrell, Southern Miss
Sam Madison, Louisville
Tyrus McCloud, Louisville

PRO FOOTBALL HALL OF FAME

Frank Gatski, OL, Marshall
Raymond Berry, WR, SMU
Eric Dickerson, RB, SMU
Forrest Gregg, OL, SMU
Lamar Hunt, SMU

Doak Walker, RB, SMU
Jim Flaks, QB, Tulsa
Steve Largent, WR, Tulsa
Bob St. Clair, OT, Tulsa
Don Maynard, WR, UTEP

COLLEGE FOOTBALL HALL OF FAME

Andre Ware, QB, Houston
Bill Yeoman, Coach, Houston
Mike Barber, WR, Marshall
Jackie Hunt, HB, Marshall
Harry "Cy" Young, RB, Marshall
Buddy Dial, DE, Rice
Weldon Humble, OG, Rice
Dick Maegle, HB, Rice
Bill Wallace, RB, Rice
James Williams, DE, Rice
Jess Neely, Coach, Rice
Matty Bell, Coach, SMU
Hayden Fry, Coach, SMU
Jerry LeVias, WR, SMU
Gerald Mann, QB, SMU
Don Meredith, QB, SMU
Ray Morrison, Coach, SMU

Kyle Rote, RB, SMU
Doak Walker, RB, SMU
Bobby Wilson, RB, SMU
Ray Guy, P, Southern Miss
Thad "Pie" Vann, Coach, Southern Miss
Bill Banker, HB, Tulane
Jerry Dalrymple, DE, Tulane
Jack Green, OG, Tulane
Les Lautenschlager, QB, Tulane
Eddie Price, HB, Tulane
Monk Simons, HB, Tulane
Francis Schmidt, Coach, Tulsa
Glenn Dobbs, TB, Tulsa
Howard Twilley, WR, Tulsa
Jerry Rhome, QB, Tulsa

HEISMAN TROPHY AWARD

1948 Doak Walker, RB, SMU
1989 Andrew Ware, QB, Houston

BILETNIKOFF AWARD

1997 Randy Moss, WR, Marshall

DOAK WALKER AWARD

1991 Trevor Cobb, RB, Rice

LOMBARDI AWARD

1976 Wilson Whitley, DT, Houston

LOU GROZA AWARD

1992 Joe Allison, K, Memphis
2001 Seth Marler, K, Tulane

RAY GUY AWARD

Award given to the nation's top punter. Named after former Southern Miss punter Ray Guy, considered by many to be the greatest punter of all-time.

NATIONAL COACH OF THE YEAR

1991 Bill Lewis, East Carolina
1996 Bob Pruett, Marshall
2005 George O'Leary, UCF



ALL-TIME TEAM VS. TEAM

EAST CAROLINA vs. HOUSTON

(East Carolina leads 4-3-0)

2004 at Houston 34 East Carolina 24
 2003 Houston 27 at East Carolina 13
 2002 East Carolina 54 at Houston 48 (3ot)
 2000 at East Carolina 62 Houston 20
 1999 East Carolina 19 at Houston 3
 1998 Houston 34 at East Carolina 31
 1997 East Carolina 28 at Houston 27

EAST CAROLINA vs. MARSHALL

(East Carolina leads 5-2-0)

2005 East Carolina 34 at Marshall 29
 2001 Marshall 64 East Carolina 61 (2ot) (GMAC Bowl)
 1978 at East Carolina 45 Marshall 0
 1970 at East Carolina 17 Marshall 14
 1969 at Marshall 38 East Carolina 7
 1968 at East Carolina 49 Marshall 20
 1967 East Carolina 29 at Marshall 13

EAST CAROLINA vs. MEMPHIS

(East Carolina leads 8-6-0)

2005 at Memphis 27 East Carolina 24
 2004 Memphis 38 at East Carolina 35
 2003 at Memphis 41 East Carolina 24
 2001 at East Carolina 32 Memphis 11
 2000 at Memphis 17 East Carolina 10
 1998 East Carolina 34 at Memphis 31
 1997 at East Carolina 32 Memphis 10
 1996 East Carolina 20 at Memphis 10
 1995 at East Carolina 31 Memphis 17
 1994 East Carolina 30 at Memphis 6
 1993 Memphis 34 at East Carolina 7
 1992 at Memphis 42 East Carolina 7
 1991 at East Carolina 20 Memphis 13
 1990 East Carolina 24 at Memphis 17

EAST CAROLINA vs. RICE

(East Carolina leads series 1-0-0)

2006 at East Carolina 41 Rice 28

EAST CAROLINA vs. SMU

(East Carolina leads series 1-0-0)

2006 East Carolina 24 SMU 17

EAST CAROLINA vs. SOUTHERN MISS

(Southern Miss leads series 24-7-0)

2005 Southern Miss 33 at East Carolina 7
 2004 at Southern Miss 51 East Carolina 10
 2003 Southern Miss 38 at East Carolina 21
 2002 at Southern Miss 24 East Carolina 7
 2001 Southern Miss 28 at East Carolina 21
 2000 East Carolina 14 at Southern Miss 9
 1999 Southern Miss 39 at ECU 22
 1998 at Southern Miss 41 ECU 7
 1997 Southern Miss 23 at ECU 13
 1996 Southern Miss 28 at ECU 7
 1995 ECU 36 at Southern Miss 34
 1994 at ECU 31 Southern Miss 10

1993 at Southern Miss 24 ECU 16
 1992 Southern Miss 38 at ECU 21
 1991 ECU 48 at Southern Miss 20
 1990 Southern Miss 16 at ECU 7
 1989 at Southern Miss 41 ECU 27
 1988 Southern Miss 45 at ECU 42
 1987 at Southern Miss 38 ECU 34
 1986 Southern Miss 23 at ECU 21
 1985 at Southern Miss 27 ECU 0
 1984 Southern Miss 31 at ECU 27
 1983 ECU 10 at Southern Miss 6
 1980 Southern Miss 35 at ECU 7
 1978 at Southern Miss 17 ECU 16
 1976 at ECU 48 Southern Miss 0
 1973 ECU 13 at Southern Miss 0
 1969 Southern Miss 14 at ECU 7
 1968 at Southern Miss 65 ECU 0
 1966 Southern Miss 35 at ECU 14
 1951 at Southern Miss 40 ECU 0

EAST CAROLINA vs. TULANE

(East Carolina leads 6-2-0)

2004 at East Carolina 27 Tulane 25
 2003 at Tulane 28 East Carolina 18
 2002 at East Carolina 24 Tulane 20
 2001 East Carolina 51 at Tulane 24
 2000 at East Carolina 37 Tulane 17
 1999 at East Carolina 52 Tulane 7
 1997 at Tulane 33 East Carolina 16
 1990 at East Carolina 38 Tulane 28

EAST CAROLINA vs. TULSA

(Tulsa leads 4-2-0)

2005 at Tulsa 45 East Carolina 13
 1995 at East Carolina 28 Tulsa 7
 1994 East Carolina 28 at Tulsa 21
 1993 Tulsa 52 at East Carolina 26
 1985 Tulsa 21 at East Carolina 20
 1984 at Tulsa 31 East Carolina 20

EAST CAROLINA vs. UAB

(UAB leads 3-2-0)

2005 at East Carolina 31 UAB 23
 2002 at UAB 36 East Carolina 29
 2000 UAB 16 at East Carolina 13
 1999 at UAB 36 East Carolina 17
 1998 at East Carolina 26 UAB 7

EAST CAROLINA vs. UCF

(East Carolina leads 4-1-0)

2005 UCF 30 at East Carolina 20
 1996 at East Carolina 28 UCF 7
 1994 at East Carolina 23 UCF 20
 1993 at East Carolina 41 UCF 17
 1991 East Carolina 47 at UCF 25

EAST CAROLINA vs. UTEP

(never played)

HOUSTON vs. MARSHALL

(never played)

HOUSTON vs. MEMPHIS

(Series tied 9-9-0)

2005 Memphis 35 at Houston 20
 2004 at Memphis 41 Houston 14
 2003 Memphis 45 at Houston 14
 2002 Houston 26 at Memphis 21
 2001 Memphis 52 at Houston 33
 2000 Houston 33 at Memphis 30 (3 ot)
 1998 at Houston 35 Memphis 14
 1997 at Memphis 24 Houston 3
 1996 at Houston 37 Memphis 20
 1978 at Memphis 17 Houston 3
 1975 at Memphis 14 Houston 7
 1974 at Houston 13 Memphis 10
 1973 Houston 35 at Memphis 21
 1971 Houston 35 at Memphis 7
 1968 Houston 27 at Memphis 7
 1967 at Houston 35 Memphis 18
 1966 Memphis 14 at Houston 13
 1963 at Memphis 29 Houston 6

HOUSTON vs. RICE

(Houston leads 23-9-0)

2005 at Houston 35 Rice 18
 2004 vs. Rice 10 Houston 7
 2003 at Houston 48 Rice 14
 2002 Houston 24 at Rice 10
 2001 Rice 21 at Houston 14
 2000 at Rice 30 Houston 27 (ot)
 1999 at Houston 28 Rice 3
 1995 Houston 18 at Rice 17
 1994 Rice 31 at Houston 13
 1993 at Rice 37 Houston 7
 1992 at Houston 61 Rice 34
 1991 Houston 41 at Rice 21
 1990 at Houston 24 Rice 22
 1989 Houston 64 at Rice 0
 1988 at Houston 45 at Rice 14
 1987 Houston 45 at Rice 21
 1986 Rice 14 at Houston 13
 1985 Houston 24 at Rice 20
 1984 at Houston 38 Rice 26
 1983 Houston 45 at Rice 14
 1982 at Houston 28 Rice 21
 1981 Houston 40 at Rice 3
 1980 Rice 35 at Houston 7
 1979 Houston 63 at Rice 0
 1978 at Houston 49 Rice 25
 1977 Houston 51 at Rice 21
 1976 Houston 42 at Rice 20
 1975 Rice 24 at Houston 7
 1974 Houston 21 at Rice 6
 1973 at Houston 24 Rice 6
 1972 at Rice 14 Houston 13
 1971 Houston 23 at Rice 21



ALL-TIME TEAM VS. TEAM

HOUSTON vs. SMU

(Houston leads 11-9-1)

2005 SMU 29 at Houston 24
 2000 at Houston 17 SMU 15
 1995 at Houston 38 SMU 15
 1994 Houston 39 at SMU 33
 1993 SMU 28 at Houston 28 (tie)
 1992 at SMU 41 Houston 16
 1991 at Houston 49 at SMU 20
 1990 Houston 44 at SMU 17
 1989 at Houston 95 SMU 21
 1986 SMU 10 at Houston 3
 1985 SMU 37 at Houston 13
 1984 at Houston 29 SMU 20
 1983 SMU 34 at Houston 12
 1982 at SMU 20 Houston 14
 1981 at Houston 38 SMU 22
 1980 Houston 13 at SMU 11
 1979 at Houston 37 SMU 10
 1978 Houston 42 at SMU 28
 1977 SMU 37 at Houston 23
 1976 Houston 29 at SMU 6
 1975 SMU 26 at Houston 16

HOUSTON vs. SOUTHERN MISS

(Southern Miss leads 7-2-0)

2005 at Houston 27 Southern Miss 24
 2004 at Southern Miss 35 Houston 29 (ot)
 2003 Southern Miss 31 at Houston 10
 2001 at Southern Miss 58 Houston 14
 2000 Southern Miss 6 at Houston 3
 1998 Southern Miss 21 at Houston 15
 1997 at Southern Miss 33 Houston 0
 1996 at Houston 56 USM 49 (ot)
 1957 Southern Miss 27 at Houston 12

HOUSTON vs. TULANE

(Houston leads 7-4-0)

2005 Houston 35 vs. Tulane 14
 2004 at Houston 24 Tulane 3
 2003 Houston 45 at Tulane 42
 2002 Tulane 34 at Houston 13
 2000 at Tulane 41 Houston 23
 1999 at Houston 36 Tulane 31
 1998 at Tulane 48 Houston 20
 1997 Tulane 44 at Houston 10
 1996 Houston 20 at Tulane 17
 1973 Houston 47 Tulane 7 (Bluebonnet Bowl)
 1968 at Houston 54 Tulane 7

HOUSTON vs. TULSA

(Houston leads 16-15-0)

2005 Houston 30 at Tulsa 23
 1993 Tulsa 38 at Houston 24
 1992 at Tulsa 28 Houston 25
 1988 at Houston 82 Tulsa 28
 1986 Tulsa 24 at Houston 14
 1985 at Tulsa 31 Houston 24
 1975 at Houston 42 Tulsa 30
 1974 at Tulsa 30 Houston 14

1973 at Houston 35 Tulsa 16
 1972 Houston 21 at Tulsa 0
 1970 at Houston 21 Tulsa 9
 1969 Houston 47 at Tulsa 14
 1968 at Houston 100 Tulsa 6
 1967 at Tulsa 22 Houston 13
 1966 at Houston 73 Tulsa 14
 1965 Tulsa 14 at Houston 0
 1964 Tulsa 31 at Houston 23
 1963 at Tulsa 22 Houston 21
 1962 at Houston 35 Tulsa 31
 1961 Houston 14 at Tulsa 2
 1960 Tulsa 26 at Houston 16
 1959 Houston 22 at Tulsa 13
 1958 Tulsa 25 at Houston 20
 1957 Houston 13 at Tulsa 7
 1956 at Houston 14 Tulsa 0
 1955 at Tulsa 17 Houston 14
 1954 at Houston 20 Tulsa 7
 1953 at Tulsa 23 Houston 21
 1952 at Houston 33 Tulsa 7
 1951 at Tulsa 46 Houston 27
 1950 Tulsa 28 at Houston 21

HOUSTON vs. UAB

(UAB leads 4-1-0)

2004 at UAB 20 Houston 7
 2003 at Houston 56 UAB 28
 2002 at UAB 51 Houston 34
 2001 UAB 43 at Houston 21
 1999 at UAB 29 Houston 10

HOUSTON vs. UCF

(UCF leads 1-0-0)

2005 at UCF 31 Houston 29

HOUSTON vs. UTEP

(UTEP leads 2-1-0)

2005 at UTEP 44 Houston 41 (ot)
 1948 at UTEP 35 Houston 7
 1946 at UTEP 20 Houston 7

MARSHALL vs. MEMPHIS

(Memphis leads 1-0-0)

2005 at Memphis 26 Marshall 3

MARSHALL vs. RICE

(never played)

MARSHALL vs. SMU

(Marshall leads 1-0-0)

2005 at Marshall 16 SMU 13 (ot)

MARSHALL vs. SOUTHERN MISS

(Southern Miss leads 1-0-0)

2005 Southern Miss 27 at Marshall 24 (ot)

MARSHALL vs. TULANE

(Marshall leads 1-0-0)

2005 Marshall 27 vs. Tulane 26

MARSHALL vs. TULSA

(never played)

MARSHALL vs. UAB

(Marshall leads 1-0-0)

2005 at Marshall 20 UAB 19

MARSHALL vs. UCF

(Marshall leads 3-1-0)

2005 at UCF 23 Marshall 13
 2004 at Marshall 20 UCF 3
 2003 Marshall 21 at UCF 7
 2002 at Marshall 26 UCF 21

MARSHALL vs. UTEP

(UTEP leads 1-0-0)

2005 at UTEP 31 Marshall 3

MEMPHIS vs. RICE

(never played)

MEMPHIS vs. SMU

(Memphis leads 1-0-0)

1976 at Memphis 27 SMU 13

MEMPHIS vs. SOUTHERN MISS

(Southern Miss leads 36-19-1)

2005 Memphis 24 at Southern Miss 22
 2004 at Memphis 30 Southern Miss 26
 2003 at Southern Miss 23 Memphis 6
 2002 at Southern Miss 33 Memphis 14
 2001 at Memphis 22 Southern Miss 17
 2000 at Southern Miss 24 Memphis 3
 1999 Southern Miss 20 at Memphis 5
 1998 at Southern Miss 45 Memphis 3
 1997 Southern Miss 42 at Memphis 18
 1996 at Southern Miss 16 Memphis 0
 1995 Southern Miss 17 at Memphis 9
 1994 at Southern Miss 20 Memphis 3
 1993 at Memphis 20 Southern Miss 9
 1992 at Southern Miss 23 Memphis 21
 1991 at Memphis 17 Southern Miss 12
 1990 at Southern Miss 23 Memphis 7
 1989 Southern Miss 31 at Memphis 7
 1988 at Southern Miss 34 Memphis 27
 1987 Southern Miss 17 at Memphis 14
 1986 at Southern Miss 14 Memphis 9
 1985 Southern Miss 14 at Memphis 7
 1984 Memphis 23 at Southern Miss 13
 1983 Southern Miss 27 at Memphis 20
 1982 at Southern Miss 34 Memphis 13
 1981 Southern Miss 10 at Memphis 0
 1979 at Southern Miss 22 Memphis 0
 1978 Southern Miss 13 at Memphis 10
 1977 at Memphis 42 Southern Miss 14
 1976 at Southern Miss 14 Memphis 12
 1975 Southern Miss 21 at Memphis 7
 1974 Southern Miss 6 at Memphis 0
 1973 Southern Miss 13 at Memphis 10
 1972 Southern Miss 14 Memphis 14 (tie)
 (Jackson, Miss)
 1971 at Memphis 27 Southern Miss 12
 1970 at Memphis 33 Southern Miss 0
 1969 at Memphis 37 Southern Miss 7
 1968 at Memphis 29 Southern Miss 7

ALL-TIME TEAM VS. TEAM

1967 Memphis 24 Southern Miss 8 (Jackson, Miss.)
 1966 at Memphis 6 Southern Miss 0
 1965 Southern Miss 21 Memphis 16 (Jackson, Miss.)
 1964 Southern Miss 20 Memphis 18 (Jackson, Miss.)
 1964 Southern Miss 20 Memphis 14
 1963 Memphis 28 Southern Miss 7 (Jackson, Miss.)
 1962 at Memphis 8 Southern Miss 6
 1961 at Memphis 21 Southern Miss 7
 1960 Memphis 7 at Southern Miss 6
 1959 at Memphis 21 Southern Miss 6
 1958 at Southern Miss 24 Memphis 22
 1957 Southern Miss 14 at Memphis 6
 1956 at Southern Miss 27 Memphis 0
 1955 Southern Miss 34 at Memphis 14
 1954 at Southern Miss 34 Memphis 21
 1953 at Memphis 27 Southern Miss 13
 1952 at Southern Miss 27 Memphis 20
 1936 at Southern Miss 25 Memphis 0
 1935 Southern Miss 12 at Memphis 0

MEMPHIS vs. TULANE (Memphis leads 13-11-1)

2004 at Memphis 49 Tulane 24
 2003 Memphis 41 at Tulane 9
 2002 at Memphis 38 Tulane 10
 2000 at Tulane 37 Memphis 14
 1999 Memphis 49 at Tulane 7
 1998 Tulane 41 at Memphis 31
 1997 at Tulane 26 Memphis 14
 1996 at Memphis 17 Tulane 10
 1995 Memphis 23 at Tulane 8
 1994 at Memphis 13 Tulane 0
 1992 Memphis 62 at Tulane 20
 1990 at Memphis 21 Tulane 14
 1989 at Tulane 38 Memphis 34
 1988 at Tulane 20 Memphis 19
 1987 at Memphis 45 Tulane 36
 1986 at Tulane 15 Memphis 6
 1985 at Memphis 38 Tulane 21
 1984 at Tulane 14 Memphis 9
 1983 at Memphis 28 Tulane 25
 1982 at Tulane 17 Memphis 10
 1981 Tulane 24 at Memphis 7
 1980 at Tulane 21 Memphis 16
 1978 at Tulane 41 Memphis 24
 1977 at Memphis 27 Tulane 9
 1976 Memphis 14 at Tulane 7
 1954 at Tulane 13 Memphis 13 (tie)

MEMPHIS vs. TULSA (Memphis leads 14-7-0)

2005 at Tulsa 37 Memphis 31
 1995 at Memphis 10 Tulsa 7
 1994 Memphis 42 at Tulsa 18
 1993 Tulsa 23 at Memphis 19
 1992 Memphis 30 at Tulsa 25
 1991 Tulsa 33 at Memphis 28
 1990 Memphis 22 at Tulsa 10

1988 at Memphis 26 Tulsa 20
 1987 Memphis 14 at Tulsa 0
 1976 at Tulsa 16 Memphis 14
 1975 Memphis 16 at Tulsa 14
 1973 at Memphis 28 Tulsa 16
 1972 at Memphis 49 Tulsa 21
 1970 at Tulsa 27 Memphis 12
 1969 at Memphis 42 Tulsa 24
 1968 Memphis 32 at Tulsa 6
 1966 at Memphis 6 Tulsa 0
 1965 at Tulsa 32 Memphis 28
 1964 at Tulsa 19 Memphis 7
 1963 Memphis 28 at Tulsa 15
 1961 Memphis 48 at Tulsa 12

MEMPHIS vs. UAB (UAB leads 6-2-0)

2005 UAB 37 at Memphis 20
 2004 at UAB 35 Memphis 28
 2003 UAB 24 at Memphis 10
 2002 at UAB 31 Memphis 17
 2001 UAB 17 at Memphis 14
 2000 at UAB 13 Memphis 9
 1999 Memphis 38 at UAB 14
 1997 at Memphis 28 UAB 7

MEMPHIS vs. UCF (Series tied 1-1-0)

2005 at UCF 38 Memphis 17
 1990 at Memphis 37 UCF 28

MEMPHIS vs. UTEP (Memphis leads 1-0-0)

2005 at Memphis 27 UTEP 20

RICE vs. SMU (SMU leads 45-37-1)

2005 at SMU 27 Rice 7
 2004 at Rice 44 SMU 10
 2003 Rice 41 at SMU 20
 2002 at Rice 27 SMU 15
 2001 at SMU 37 Rice 20
 2000 at Rice 43 SMU 14
 1999 at SMU 27 Rice 2
 1998 at Rice 23 SMU 17 (ot)
 1997 at SMU 24 Rice 6
 1996 at Rice 35 SMU 17
 1995 Rice 34 at SMU 24
 1994 at Rice 17 SMU 10
 1993 Rice 31 at SMU 24
 1992 Rice 28 SMU 13
 1991 Rice 31 at SMU 10
 1990 at Rice 30 SMU 28
 1989 Rice 35 at SMU 6
 1986 SMU 45 at Rice 3
 1985 at SMU 40 Rice 15
 1984 SMU 31 at Rice 17
 1983 at SMU 20 Rice 6
 1982 SMU 41 at Rice 14
 1981 at SMU 33 Rice 12
 1980 SMU 34 at Rice 14
 1979 at SMU 35 Rice 17

1978 SMU 58 at Rice 0
 1977 at SMU 41 Rice 24
 1976 at Rice 41 SMU 34
 1975 at Rice 28 SMU 17
 1974 at SMU 19 Rice 14
 1973 SMU 27 at Rice 16
 1972 at SMU 29 Rice 14
 1971 SMU 16 at Rice 10
 1970 at SMU 10 Rice 0
 1969 SMU 34 at Rice 14
 1968 at SMU 32 Rice 24
 1967 at Rice 14 SMU 10
 1966 at SMU 28 Rice 24
 1965 SMU 17 at Rice 14
 1964 Rice 7 at SMU 6
 1963 at Rice 13 SMU 7
 1962 at SMU 15 Rice 7
 1961 at Rice 10 SMU 0
 1960 Rice 47 at SMU 10
 1959 at Rice 13 SMU 13 (tie)
 1958 Rice 13 at SMU 7
 1957 Rice 27 at SMU 21
 1956 SMU 14 at Rice 13
 1955 at SMU 20 Rice 0
 1954 SMU 20 at Rice 6
 1953 at SMU 12 Rice 7
 1952 SMU 21 at Rice 14
 1951 Rice 28 at SMU 7
 1950 SMU 42 at Rice 21
 1949 Rice 41 SMU 27
 1948 SMU 33 at Rice 7
 1947 at SMU 14 Rice 0
 1946 at Rice 21 SMU 7
 1945 at SMU 21 Rice 18
 1944 at Rice 21 SMU 0
 1943 at SMU 12 Rice 0
 1942 at Rice 13 SMU 7
 1941 Rice 6 at SMU 0
 1940 SMU 7 at Rice 6
 1939 at SMU 13 Rice 6
 1938 at Rice 25 SMU 14
 1937 Rice 15 at SMU 7
 1936 SMU 9 at Rice 0
 1935 at SMU 10 Rice 0
 1934 at Rice 9 SMU 0
 1933 SMU 13 at Rice 7
 1932 Rice 13 at SMU 0
 1931 SMU 21 at Rice 12
 1930 SMU 32 at Rice 0
 1929 at SMU 43 Rice 0
 1928 at SMU 53 Rice 13
 1927 at SMU 34 Rice 6
 1926 SMU 20 at Rice 0
 1921 at Rice 7 SMU 0
 1920 Rice 10 at SMU 0
 1919 at Rice 21 SMU 14
 1918 at Rice 13 SMU 0
 1916 at Rice 146 SMU 3

RICE vs. SOUTHERN MISS (never played)



ALL-TIME TEAM VS. TEAM

RICE vs. TULANE

(Rice leads 15-12-1)

2005 at Rice 42 Tulane 34
 1997 Rice 30 at Tulane 24
 1996 Rice 21 at Tulane 14
 1995 Tulane 17 at Rice 15
 1994 Tulane 15 at Rice 13
 1993 at Rice 34 Tulane 0
 1991 Rice 28 at Tulane 19
 1990 Tulane 21 at Rice 10
 1989 at Tulane 20 Rice 19
 1982 at Tulane 30 Rice 6
 1981 at Rice 20 Tulane 16
 1980 at Tulane 35 Rice 14
 1979 at Rice 21 Tulane 17
 1971 at Rice 14 Tulane 11
 1960 at Rice 10 Tulane 7
 1947 at Rice 3 Tulane 0
 1946 Rice 25 at Tulane 6
 1945 at Rice 13 Tulane 7
 1944 at Tulane 21 Rice 0
 1943 Tulane 33 at Rice 0
 1942 at Tulane 18 Rice 7
 1941 at Rice 10 Tulane 9
 1940 at Tulane 15 Rice 6
 1938 at Tulane 26 Rice 17
 1921 Tulane 7 at Rice 6
 1920 at Tulane 0 Rice 0 (tie)
 1917 Rice 16 at Tulane 0
 1916 at Rice 23 Tulane 13

RICE vs. TULSA

(Rice leads 6-4-1)

2005 Tulsa 41 at Rice 21
 2004 at Tulsa 39 Rice 22
 2003 Tulsa 31 at Rice 28
 2002 Rice 33 at Tulsa 18
 2001 at Rice 59 Tulsa 32
 2001 Tulsa 23 at Rice 16
 1999 Rice 20 at Tulsa 10
 1998 at Rice 14 Tulsa 10
 1997 Rice 42 at Tulsa 24
 1996 at Rice 42 Tulsa 14
 1937 at Rice 0, Tulsa 0 (tie)

RICE vs. UAB

(UAB leads 1-0-0)

2005 at UAB 45 Rice 26

RICE vs. UCF

(UCF leads 1-0-0)

2005 UCF 31 at Rice 28

RICE vs. UTEP

(UTEP leads 5-4-0)

2005 UTEP 38 at Rice 31
 2004 at UTEP 35 Rice 28
 2003 at Rice 45 UTEP 14
 2002 at UTEP 38 Rice 35
 2001 at Rice 27 UTEP 17
 2000 at UTEP 38 Rice 21

1999 UTEP 30 at Rice 29

1997 at Rice 31 UTEP 13

1996 Rice 48 at UTEP 21

SOUTHERN MISS vs. TULANE

(Southern Miss leads 20-7-0)

2005 at Southern Miss 26 Tulane 7
 2004 Southern Miss 32 Tulane 14
 2003 at Southern Miss 28 Tulane 14
 2002 at Tulane 31 Southern Miss 10
 2001 at Southern Miss 59 Tulane 6
 2000 Southern Miss 56 at Tulane 24
 1999 at Southern Miss 48 Tulane 14
 1998 at Tulane 21 Southern Miss 7
 1997 at Southern Miss 34 Tulane 13
 1996 Southern Miss 31 at Tulane 28
 1995 at Southern Miss 45 Tulane 0
 1994 Southern Miss 25 at Tulane 10
 1993 Tulane 17 at Southern Miss 15
 1992 Southern Miss 17 at Tulane 7
 1991 at Southern Miss 47 Tulane 14
 1990 Southern Miss 26 at Tulane 14
 1989 at Southern Miss 30 Tulane 21
 1988 Southern Miss 38 at Tulane 13
 1987 at Southern Miss 31 Tulane 24
 1986 at Tulane 35 Southern Miss 20
 1985 at Southern Miss 24 Tulane 6
 1984 at Tulane 35 Southern Miss 7
 1983 Tulane 14 at Southern Miss 7
 1982 Southern Miss 22 at Tulane 10
 1981 at Southern Miss 21 Tulane 3
 1980 Southern Miss 17 at Tulane 14
 1979 Tulane 20 at Southern Miss 19

SOUTHERN MISS vs. TULSA

(Southern Miss leads 3-1-1)

2005 Tulsa 34 at Southern Miss 17
 1994 at Southern Miss 47 Tulsa 29
 1993 at Tulsa 30 Southern Miss 30 (tie)
 1992 at Southern Miss 33 Tulsa 24
 1991 at Tulsa 13 Southern Miss 10

SOUTHERN MISS vs. UAB

(Southern Miss leads 6-0)

2005 Southern Miss 37 at UAB 28
 2004 at Southern Miss 26 UAB 21
 2003 Southern Miss 17 at UAB 12
 2002 Southern Miss 20 at UAB 13
 2001 at Southern Miss 3 UAB 0
 2000 Southern Miss 33 UAB 30 (2 ot)

SOUTHERN MISS vs. UCF

(Southern Miss leads 1-0-0)

2005 at Southern Miss 52 UCF 31

SOUTHERN MISS vs. UTEP

(Series tied 1-1)

1988 Southern Miss 38 vs. UTEP 18
 (Independence Bowl)
 1954 UTEP 37 vs. Southern Miss 14 (Sun Bowl)

TULANE vs. TULSA

(Series tied 1-1)

2005 Tulsa 38 at Tulane 14
 1968 at Tulane 25 Tulsa 15

TULANE vs. UAB

(UAB leads 3-2-0)

2004 UAB 59 at Tulane 55
 2003 Tulane 38 at UAB 24
 2002 at Tulane 35 UAB 14
 2001 at UAB 34 Tulane 27
 1999 UAB 23 at Tulane 20 (ot)

TULANE vs. UCF

(UCF leads 2-0)

2005 at UCF 34 Tulane 24
 2001 UCF 36 at Tulane 29

TULANE vs. UTEP

(UTEP leads 1-0-0)

2005 UTEP 45 vs. Tulane 21

TULSA vs. UAB

(never played)

TULSA vs. UCF

(Tulsa leads 1-0-0)

2005 Tulsa 44 at UCF 27
 (C-USA Championship Game)

TULSA vs. UTEP

(Tulsa leads 7-6-0)

2005 at UTEP 41 Tulsa 38
 2003 Tulsa 56 at UTEP 28
 2002 at Tulsa 20 UTEP 0
 2001 at UTEP 26 Tulsa 10
 2000 UTEP 40 at Tulsa 7
 1999 Tulsa 43 at UTEP 19
 1997 UTEP 33 at Tulsa 18
 1996 Tulsa 38 at UTEP 21
 1995 Tulsa 38 at UTEP 28
 1994 UTEP 24 at Tulsa 17
 1992 at Tulsa 48 UTEP 39
 1989 Tulsa 23 at UTEP 14
 1988 UTEP 27 at Tulsa 24

UAB vs. UCF

(UCF leads 3-0-0)

2005 UCF 27 at UAB 21
 2001 at UCF 24 UAB 7
 1996 UCF 35 at UAB 13

UAB vs. UTEP

(UAB leads 1-0-0)

2005 UAB 35 at UTEP 23

UCF vs. UTEP

(never played)

TELEVISION/RADIO



early 40 Conference USA football games are scheduled to be nationally-televised on CSTV or ESPN this fall. Included are a number of unopposed windows that provide tremendous exposure to C-USA, as well as several exciting league match-ups, and many challenging non-conference contests.

This season marks the second year of C-USA's partnership with CSTV: College Sports Television. CSTV and Conference USA signed a six-year initial term in 2005 that includes significant national and regional exposure for football, men's and women's basketball and other C-USA sports. CSTV, the fastest growing independent cable network, has agreements with distributors that serve more than 65 million households nationwide. It deals with the top six distributors - Comcast, DirecTV, Time Warner, Charter, Cox and Adelphia, among others. In addition, it is available on satellite networks DirecTV and Dish Network.

Conference USA will continue its relationship with ESPN, Inc., having at least 13 regular season contests televised by the ESPN family of networks (ESPN/ESPN 2/ESPN U/ESPN Classic) this fall, including 10 games included in its contract with the network and other additional games that have been selected. The second annual Conference USA championship game, will also be televised by ESPN on Friday, December 1.

Additional Conference USA football television exposures remain a possibility, and will be released as soon as they are finalized.



CSTV NATIONAL SCHEDULE

Thursday, August 31	UTEP at San Diego State	10:30 p.m. EDT/9:30 p.m. CDT
Saturday, September 2	East Carolina at Navy	5:30 p.m. EDT/4:30 p.m. CDT
Saturday, September 2	Houston at Rice	9:00 p.m. EDT/8:00 p.m. CDT
Saturday, September 9	Texas Tech at UTEP	9:00 p.m. EDT/8:00 p.m. CDT
Saturday, September 16	South Florida at UCF	2:30 p.m. EDT/1:30 p.m. CDT
Saturday, September 23	Tulsa at Navy	1:30 p.m. EDT/12:30 p.m. CDT
Saturday, September 23	UTEP at New Mexico	5:00 p.m. EDT/4:00 p.m. CDT
Saturday, September 23	Oklahoma State at Houston	9:00 p.m. EDT/8:00 p.m. CDT
Saturday, September 30	SMU at Tulane	9:00 p.m. EDT/8:00 p.m. CDT
Saturday, October 7	Virginia at East Carolina	6:00 p.m. EDT/5:00 p.m. CDT
Saturday, October 14	UAB at Rice	6:00 p.m. EDT/5:00 p.m. CDT
Saturday, October 21	Tulsa at Memphis	8:00 p.m. EDT/7:00 p.m. CDT
Saturday, October 28	East Carolina at Southern Miss	8:00 p.m. EDT/7:00 p.m. CDT
Saturday, November 4	Tulane at Marshall	8:00 p.m. EST/7:00 p.m. CST
Saturday, November 11	UCF at Memphis	8:00 p.m. EST/7:00 p.m. CST
Saturday, November 18	UAB at Southern Miss	8:00 p.m. EST/7:00 p.m. CST
Saturday, November 25	Game TBA	7:30 p.m. EST/6:30 p.m. CST

ESPN SCHEDULE

Sunday, September 3	Memphis at Mississippi	4:30 p.m. EDT/3:30 p.m. CDT
Friday, October 13	Pittsburgh at UCF	8:00 p.m. EST/7:00 p.m. CST
Sunday, November 5	Southern Miss at Memphis	8:00 p.m. EST/7:00 p.m. CST
Friday/Saturday, December 1/2	C-USA Championship Game	TBA
Wednesday, December 20	GMAC Bowl	8:00 p.m. EST/7:00 p.m. CST
Saturday, December 23	Fort Worth Bowl	8:00 p.m. EST/7:00 p.m. CST
Saturday, December 31	AutoZone Liberty Bowl	1:00 p.m. EST/Noon CST

ESPN 2 SCHEDULE

Saturday, September 16	Texas at Rice	6:00 p.m. EDT/5:00 p.m. CDT
Tuesday, September 26	Southern Miss at UCF	7:30 p.m. EDT/6:30 p.m. CDT
Tuesday, October 3	Southern Miss at Tulsa	7:30 p.m. EDT/6:30 p.m. CDT
Wednesday, October 4	UCF at Marshall	7:30 p.m. EDT/6:30 p.m. CDT
Friday, October 27	UTEP at Tulsa	8:00 p.m. EST/7:00 p.m. CST
Tuesday, October 31	UAB at SMU	7:30 p.m. EST/6:30 p.m. CST
Friday, November 10	UTEP at UAB	8:00 p.m. EST/7:00 p.m. CST
Friday, December 22	New Orleans Bowl	8:00 p.m. EST/7:00 p.m. CST
Saturday, December 23	Birmingham Bowl	1:00 p.m. EST/Noon CST

ESPN OR ESPN 2 SCHEDULE

Saturday, September 23	West Virginia at East Carolina	TBA
Saturday, September 30	Tennessee at Memphis	TBA

ESPN 2/ESPN U/ESPN CLASSIC SCHEDULE

Saturday, September 30	Rice at Army	TBA
------------------------	--------------	-----

TBS

Saturday, September 2	UAB at Oklahoma	7:00 p.m. EDT/6:00 p.m. CDT
-----------------------	-----------------	-----------------------------

FOX SPORTS NET

Saturday, September 16	Marshall at Kansas State	12:30 p.m. EDT/11:30 a.m. CDT
------------------------	--------------------------	-------------------------------

RADIO AFFILIATES

SCHOOL	FLAGSHIP	DIAL
East Carolina Play-By-Play: Analyst:	WSFL-FM Jeff Charles Carlester Crumpler	106.5
Houston Play-By-Play: Analyst:	KBME-AM Tom Franklin David Klingler	790
Marshall Play-By-Play: Analyst:	WDGG-FM Steve Cotton Greg Cyrus	93.7
Memphis Play-By-Play: Analyst:	WREC-AM Dave Woloshin Bob Rush	600
Rice Play-By-Play: Analyst:	TBA Matt Musil Bobby Dixon	TBA
SMU Play-By-Play: Analyst:	KTCK-AM Rich Phillips Craig Swann	1310
Southern Miss Play-By-Play: Analyst:	WXRR-FM John Cox Vic Purvis	104.5
Tulane Play-By-Play: Analyst:	WIST-AM Larry Matson Steve Barrios	690
Tulsa Play-By-Play: Analyst:	KRMG-AM Bruce Howard Rick Couri	740
UAB Play-By-Play: Analyst:	WYDE-FM Cory Provus Kevin Drake	101.1
UCF Play-By-Play: Analyst:	WQTM-AM Marc Danieles Gary Parris	740
UTEP Play-By-Play: Analyst:	KOFX-FM Jon Telcher Bernie Ricono	92.3
UTEP (Spanish) Play-By-Play: Analyst:	KSVE-AM Omar Ropele Rick Bolanos	1150



ALL-TIME TELEVISION APPEARANCES

2005 CSTV

September 3 East Carolina 24, Duke 21
 September 10 SMU 21, TCU 10
 September 17 Mississippi State 21, Tulane 14
 September 24 UTEP 21, New Mexico 13
 October 1 Memphis 27, UTEP 20
 October 8 Tulsa 34, Southern Miss 17
 October 15 Memphis 35, Houston 20
 October 22 Memphis 27, East Carolina 24
 October 29 Marshall 27, Tulane 26
 November 5 SMU 27, Rice 7
 November 5 Navy 49, Tulane 21
 November 12 UCF 27, UAB 21
 November 19 Memphis 24, Southern Miss 22
 November 26 Memphis 26, Marshall 3

ESPN

September 1 South Carolina 24, UCF 15
 September 5 Mississippi 10, Memphis 6
 October 21 Southern Miss 37, UAB 28
 December 3 C-USA Championship Game
 Tulsa 44, UCF 27
 December 10 New Orleans Bowl
 Southern Miss 31, Arkansas State 19
 December 21 GMAC Bowl
 Toledo 45, UTEP 13
 December 23 Fort Worth Bowl
 Kansas 42, Houston 13
 December 24 Sheraton Hawaii Bowl
 Nevada 49, UCF 48 (ot)
 December 26 Motor City Bowl
 Memphis 38, Akron 31
 December 31 AutoZone Liberty Bowl
 Tulsa 31, Fresno State 24

ESPN 2

September 1 Oregon 38, Houston 24
 September 1 Minnesota 41, Tulsa 10
 September 10 Kansas State 21, Marshall 19
 September 10 Alabama 30, Southern Miss 21
 September 16 UTEP 44, Houston 41 (2ot)
 October 8 Virginia Tech 41, Marshall 14
 October 14 UTEP 45, Tulane 21
 November 1 UAB 37, Memphis 20
 November 8 Southern Miss 27, Marshall 24 (ot)

ESPN PLUS

September 24 West Virginia 20, East Carolina 15

ESPN U

September 3 UTEP 34, New Mexico State 17
 October 29 Southern Miss 21, North Carolina State 17

I NETWORK

October 8 Houston 35, Tulane 14
 October 15 Marshall 20, UAB 19
 October 22 UTEP 31, Marshall 3
 October 29 UTEP 38, Rice 31
 November 5 UCF 31, Houston 29
 November 19 UAB 35, UTEP 23

FOX SPORTS NET

September 10 Oklahoma 31, Tulsa 15
 September 17 Texas A&M 66, SMU 8
 September 17 Texas 51, Rice 10

FOX SPORTS NET FLORIDA

September 17 USF 31, UCF 14

JEFFERSON-PILOT

September 3 Tennessee 17, UAB 10

2004

CBS

December 5 Navy 34, Army 6

ESPN

September 5 Louisville 28, Kentucky 0
 September 23 Miami (Fla.) 38, Houston 13
 October 14 Miami (Fla.) 41, Louisville 38
 October 15 UAB 41, TCU 25
 October 22 Louisville 41, USF 9
 November 4 Louisville 56, Memphis 49
 December 4 California 26, Southern Miss 16
 December 4 Wyndham New Orleans Bowl
 Southern Miss 31, North Texas 10

December 22 GMAC Bowl

Bowling Green 52, Memphis 35
 December 23 PlainsCapital Fort Worth Bowl
 Cincinnati 32, Marshall 14
 December 24 Sheraton Hawaii Bowl
 Hawaii 59, UAB 40
 December 31 AutoZone Liberty Bowl
 Louisville 44, Boise State 40

ESPN 2

September 2 TCU 48, Northwestern 45 (2ot)
 September 4 Mississippi State 28, Tulane 7
 September 18 Florida State 34, UAB 7
 October 7 Southern Miss 35, Houston 29 (ot)
 November 3 USF 45, UAB 20
 November 10 Louisville 55, TCU 28
 November 12 Memphis 30, Southern Miss 26
 November 27 Memphis 31, USF 15
 December 4 Pittsburgh 43, USF 14

ESPN PLUS

September 4 Ohio State 27, Cincinnati 6
 September 18 Syracuse 9, Cincinnati 7
 September 25 Connecticut 40, Army 3
 October 9 Tulane 27, East Carolina 25
 October 23 Tulane 59, UAB 55
 October 30 East Carolina 38, Army 28

ABC

September 11 Southern Miss 21, Nebraska 17

TNT

September 11 Oklahoma 63, Houston 13

FOX SPORTS SOUTHWEST

September 18 Texas Tech 70, TCU 35

2003

CBS

December 6 Navy 34, Army 6

ESPN

August 30 Alabama 40, USF 17
 September 1 Cincinnati 40, East Carolina 3
 September 6 Michigan 50, Houston 3
 September 25 Nebraska 38, Southern Miss 14
 October 17 Louisville 47, Tulane 28
 November 20 Southern Miss 40, TCU 28
 December 23 PlainsCapital Fort Worth Bowl
 Boise State 34, TCU 31
 December 25 Sheraton Hawaii Bowl
 Hawaii 54, Houston 48
 December 31 AXA Liberty Bowl
 Utah 17, Southern Miss 0

ESPN 2

August 31 Louisville 40, Kentucky 24
 September 4 Southern Miss 17, UAB 12
 September 6 Memphis 44, Mississippi 34
 September 13 Miami (Fla.) 38, East Carolina 3
 September 30 Houston 27, East Carolina 13
 October 10 TCU 13, USF 10
 October 31 USF 24, Cincinnati 17 (ot)
 November 5 TCU 31, Louisville 28
 November 28 Louisville 43, Cincinnati 40
 December 16 New Orleans Bowl
 Memphis 27, North Texas 17

December 18 GMAC Bowl
 Miami (Ohio) 49, Louisville 28

ESPN PLUS

September 13 Rutgers 36, Army 21
 September 13 Cincinnati 15, West Virginia 13
 September 20 Tulane 50, Army 33
 November 15 Southern Miss 28, Tulane 14

TNT

September 27 Texas 63, Tulane 18

2002

CBS

December 7 Navy 58, Army 12

ESPN

September 2 Cincinnati 36, TCU 29 (ot)
 September 21 Ohio State 23, Cincinnati 19
 September 26 Louisville 26, Florida State 20 (ot)
 November 7 Cincinnati 24, Louisville 14
 November 14 Louisville 20, Southern Miss 17 (2ot)
 December 25 ConAgra Foods Hawaii Bowl
 Tulane 36, Hawaii 28
 December 27 Houston Bowl
 Oklahoma State 33, Southern Miss 23
 December 31 AXA Liberty Bowl
 TCU 17, Colorado State 3

ESPN 2

September 1 Kentucky 22, Louisville 17
 September 7 Southern Miss 23, Illinois 20
 September 14 Colorado State 36, Louisville 33
 September 21 Alabama 20, Southern Miss 7
 October 8 Louisville 38, Memphis 32
 October 30 TCU 37, Southern Miss 7
 December 6 Cincinnati 42, East Carolina 26
 December 18 GMAC Bowl
 Marshall 38, Louisville 15
 December 17 New Orleans Bowl
 North Texas 24, Cincinnati 19

ESPN PLUS

September 21 Louisiana-Lafayette 34, UAB 0
 September 28 Texas 49, Tulane 0
 November 9 Air Force 49, Army 30
 November 9 Southern Miss 20, UAB 13

JEFFERSON PILOT

September 7 Mississippi 38, Memphis 16

2001

ABC

August 25 Nebraska 21, TCU 7

CBS

December 1 Army 26, Navy 17

ESPN

September 1 Southern Miss 17, Oklahoma State 9
 October 4 Louisville 7, Colorado State 2
 November 10 East Carolina 28, Cincinnati 26
 November 15 Louisville 39, East Carolina 34
 November 23 Southern Miss 28, East Carolina 21
 November 23 TCU 37, Louisville 22
 December 28 galleryfurniture.com Bowl
 Texas A&M 28, TCU 9
 December 31 AXA Liberty Bowl
 Louisville 28, BYU 10

ESPN 2

August 25 Brigham Young 70, Tulane 35
 September 2 Purdue 19, Cincinnati 14
 September 3 Mississippi State 30, Memphis 10
 September 8 Florida State 29, UAB 7
 September 22 Illinois 34, Louisville 10
 September 22 Texas 53, Houston 26
 October 16 Louisville 24, Southern Miss 14

ALL-TIME TELEVISION APPEARANCES

October 30 East Carolina 37, TCU 30
 November 3 Penn State 38, Southern Miss 20
 November 29 Alabama 28, Southern Miss 15
 December 7 TCU 14, Southern Miss 12
 December 19 GMAC Bowl
 Marshall 64, East Carolina 61 (2ot)
 Motor City Bowl
 Toledo 23, Cincinnati 16

FOX SPORTS NET SOUTH

October 13 East Carolina 49, Army 26

ESPN PLUS

September 29 Boston College 31, Army 10

JEFFERSON PILOT

September 1 Louisville 36, Kentucky 10

2000

CBS

December 2 Navy 30, Army 28

ESPN

September 2 Tennessee 19, Southern Miss 16
 September 7 Virginia Tech 45, East Carolina 28
 November 18 West Virginia 42, East Carolina 24
 December 27 Motor City Bowl
 Marshall 25, Cincinnati 14
 AXA Liberty Bowl
 Colorado State 22, Louisville 17

ESPN 2

September 16 Southern Miss 21, Alabama 0
 September 23 East Carolina 34, Syracuse 17
 September 23 Florida State 31, Louisville 0
 December 20 GMAC Mobile Alabama Bowl
 Southern Miss 28, TCU 21
 galleryfurniture.com Bowl
 East Carolina 40, Texas Tech 27

MIDWEST SPORTS CHANNEL

September 16 Wisconsin 28, Cincinnati 25 (ot)

FOX SPORTS NET

September 2 Mississippi State 17, Memphis 3
 September 4 Cincinnati 23, Army 17
 September 9 Boston College 55, Army 17
 September 9 Cincinnati 12, Syracuse 10
 September 30 Southern Miss 24, Memphis 3
 October 7 Memphis 17, East Carolina 10
 October 14 Southern Miss 56, Tulane 24
 October 14 Louisville 38, Cincinnati 24
 October 19 East Carolina 28, Louisville 25
 October 21 Army 21, Tulane 17
 November 4 Tennessee 19, Memphis 17
 November 4 Louisville 49, Southern Miss 28
 November 11 East Carolina 62, Houston 20
 November 24 East Carolina 14, Southern Miss 9

1999

ABC

September 6 Texas A&M 23, Southern Miss 6

CBS

December 4 Navy 19, Army 9

ESPN

December 31 AXA Liberty Bowl
 Southern Miss 23, Colorado State 17

ESPN 2

September 4 East Carolina 30, West Virginia 23
 September 25 East Carolina 27, Miami (Fla.) 23
 December 22 Mobile Alabama Bowl
 TCU 28 East Carolina 14
 Humanitarian Bowl
 Boise State 34, Louisville 31

ESPN REGIONAL

September 25 Ohio State 34, Cincinnati 20

FOX SPORTS NET

September 6 Southern Miss 48, Tulane 14
 September 11 Wake Forest 34, Army 15
 September 11 East Carolina 27, Duke 9
 September 18 Cincinnati 17, Wisconsin 12
 September 25 Oklahoma 42, Louisville 21
 October 2 Missouri 27, Memphis 17
 October 9 Southern Miss 39, East Carolina 22
 October 16 UAB 24, Cincinnati 21 (ot)
 October 30 East Carolina 19, Houston 3
 November 6 Southern Miss 20, Memphis 5
 November 13 East Carolina 48, Cincinnati 34
 November 20 Southern Miss 30, Louisville 27

FOX SPORTS NET SYNDICATED

September 4 Missouri 31, UAB 28

FOX SPORTS NET SOUTH

September 4 Louisville 56, Kentucky 28
 September 11 Mississippi State 13, Memphis 10
 October 2 East Carolina 33, Army 14
 October 23 East Carolina 52, Tulane 7

JEFFERSON-PILOT

September 11 Alabama 37, Houston 10

1998

ABC

September 5 Penn State 34, Southern Miss 6

CBS

December 5 Army 34, Navy 30

ESPN

December 31 AXA/Equitable Liberty Bowl
 Tulane 41, Brigham Young 27

ESPN 2

September 19 Louisville 35, Illinois 9
 October 10 Syracuse 63, Cincinnati 21
 December 23 Marshall 48, Louisville 29
 December 30 Humanitarian Bowl
 Idaho 42, Southern Miss 35

FOX SPORTS NET

September 5 Kentucky 68, Louisville 34
 September 12 Mississippi State 14, Memphis 6
 September 19 Army 37, Cincinnati 20
 September 19 Texas A&M 24, Southern Miss 6
 September 26 Tulane 42, Navy 24
 October 3 Tulane 21, Southern Miss 7
 October 17 Tulane 28, Louisville 22
 October 24 Southern Miss 41, East Carolina 7
 November 7 Air Force 35, Army 7
 November 14 Tulane 49, Army 35
 November 21 Tulane 48, Houston 20

FOX SPORTS NET SOUTH

October 3 East Carolina 30, Army 25
 October 31 Houston 34, East Carolina 31

FX

September 19 UCLA 42, Houston 24
 October 10 Arkansas 23, Memphis 9

NBC

October 24 Notre Dame 20, Army 17

1997

CBS

September 13 Louisville 26, Illinois 14
 September 20 Penn State 57, Louisville 21

ESPN

September 6 West Virginia 24, East Carolina 17
 November 13 East Carolina 14, Cincinnati 7
 December 31 AXA/Equitable Liberty Bowl
 Southern Miss 41, Pittsburgh 7

ESPN 2

August 30 Florida 21, Southern Miss 6
 September 6 Southern Miss 24, Illinois 7
 September 20 Syracuse 30, Tulane 19
 September 27 Cincinnati 24, Boston College 6
 December 29 Humanitarian Bowl
 Cincinnati 34, Utah State 19

FOX SPORTS NET

September 6 California 38, Houston 3
 September 13 Pittsburgh 35, Houston 24
 September 20 South Carolina 26, East Carolina 0
 September 27 Oklahoma 35, Louisville 14
 October 4 Tulane 41, Army 0
 October 11 Southern Miss 23, East Carolina 13
 October 18 Houston 41, Cincinnati 38 (2ot)
 October 25 Southern Miss 34, Tulane 13
 November 1 Southern Miss 24, Cincinnati 17
 November 8 Cincinnati 28, Louisville 9
 November 15 Southern Miss 33, Houston 0
 November 22 Southern Miss 42, Memphis 18

FOX SPORTS SOUTH

August 30 Mississippi State 13, Memphis 10
 September 13 East Carolina 25, Wake Forest 24
 October 25 East Carolina 32, Memphis 10

JEFFERSON PILOT

August 30 Alabama 42, Houston 17

1996

ABC

September 7 Penn State 24, Louisville 7

ESPN

October 10 Southern Miss 28, East Carolina 7
 December 27 St. Jude Liberty Bowl
 Syracuse 30, Houston 17

ESPN 2

August 31 Louisville 38, Kentucky 14
 November 16 Florida State 54, Southern Miss 14

FX

October 5 Tulane 35, TCU 7
 October 26 North Carolina 42, Houston 14
 November 16 Houston 38, Louisville 7

PRIME SPORTS/FOX SPORTS

August 30 Tulane 34, Cincinnati 14
 August 31 Miami (Fla.) 30, Memphis 7
 September 7 Cincinnati 24, Kentucky 3
 September 14 Kansas State 35, Cincinnati 0
 September 14 Baylor 14, Louisville 13
 September 21 Southern California 26, Houston 9
 September 28 Southern Miss 24, Louisville 7
 October 12 Boston College 24, Cincinnati 17
 October 19 Southern Miss 16, Memphis 0
 November 2 Southern Miss 21, Cincinnati 17
 November 9 Syracuse 31, Tulane 7

JEFFERSON PILOT


September 7 Alabama 20, Southern Miss 10

SPORT SOUTH

August 31 Southern Miss 11, Georgia 7

PLAYERS IN THE PROS


(Veteran players that are on NFL rosters, as of June 1)



Daunte Culpepper



Brett Favre



Randy Moss



J.P. Losman

EAST CAROLINA

Zach Baker S Pittsburgh Steelers
 Rod Coleman DT Atlanta Falcons
 Terrance Copper WR Dallas Cowboys
 Damane Duckett DL New York Giants
 David Garrard QB Jacksonville Jaguars
 Vonta Leach FB Green Bay Packers
 Dwayne Ledford OG New Orleans Saints
 Chris Moore LB New Orleans Saints
 Brian Rimpf OT Baltimore Ravens
 Shaun Rose OT Oakland Raiders
 Guy Whimper OT New York Giants

HOUSTON

Thomas Gafford LS Green Bay Packers
 Rex Hadnot OG Miami Dolphins
 Brandon Middleton WR St. Louis Rams
 Hanik Milligan FS San Diego Chargers
 Stanford Roult CB Oakland Raiders
 Antowain Smith RB Houston Texans
 Phil Hawkins OG Carolina Panthers

MARSHALL

Mike Bartrum TE Philadelphia Eagles
 Troy Brown WR New England Patriots
 Earl Charles RB New England Patriots
 Chris Crocker FS Atlanta Falcons
 Johnathan Goddard DE Indianapolis Colts
 Chris Hanson P Jacksonville Jaguars
 Chris Hawkins CB Washington Redskins
 Byron Leftwich QB Jacksonville Jaguars
 Chris Massey FB St. Louis Rams
 Randy Moss WR Oakland Raiders
 Chad Pennington QB New York Jets
 Jason Rader TE Miami Dolphins
 Darius Watts WR Denver Broncos

MEMPHIS

Derrick Ballard LB Atlanta Falcons
 Idrees Bashir FS Detroit Lions
 Marcus Bell DT Detroit Lions
 Tony Brown DT Carolina Panthers
 Isaac Bruce WR St. Louis Rams
 Robert Douglas FB Tampa Bay Buccaneers
 Tim Goodwell LB Green Bay Packers
 Stephen Gostkowski K New England Patriots
 Artis Hicks OT Minnesota Vikings
 Reggie Howard DB Carolina Panthers
 Mike McKenzie DB New Orleans Saints
 Wade Smith OT Miami Dolphins
 Michael Stone CB Houston Texans
 Eric Taylor DT Pittsburgh Steelers
 DeAngelo Williams RB Carolina Panthers
 Tony Williams DT Jacksonville Jaguars
 Jerome Woods DB Free Agent

RICE

Jeremy Calahan DT St. Louis Rams
 Patrick Dendy S Green Bay Packers
 Brandon Green DE St. Louis Rams
 Larry Izzo LB New England Patriots
 N.D. Kaiu DE Houston Texans
 Terrence Melton LB New Orleans Saints
 Ryan Pontbriand LS Cleveland Browns
 John Syptak DE Seattle Seahawks

SMU

Kevin Garrett CB Kansas City Chiefs
 Kylon Kincade RB Dallas Cowboys
 Alvin Nnabufe DB Oakland Raiders

SOUTHERN MISS

Dustin Almond QB Cleveland Browns
 Michael Boley LB Atlanta Falcons
 Jeremy Bridges OT Arizona Cardinals
 Greg Brooks CB Cincinnati Bengals
 Antoine Cash LB Tampa Bay Buccaneers

Kevis Coley LB New York Giants
 Trevis Coley S New York Giants
 Rod Davis LB Minnesota Vikings
 Brett Favre QB Green Bay Packers
 John Eubanks CB Washington Redskins
 Bobby Hamilton DE Oakland Raiders
 Tom Johnson DE Indianapolis Colts
 Jeremy Parquet OT Kansas City Chiefs
 Todd Pinkston WR Philadelphia Eagles
 Jeff Posey LB Buffalo Bills
 Etric Pruitt S Seattle Seahawks
 DeQuincy Scott DE Minnesota Vikings
 T.J. Slaughter LB San Francisco 49ers
 Patrick Surtain DB Kansas City Chiefs
 Adalius Thomas DE/LB Baltimore Ravens
 Torrin Tucker OT Tampa Bay Buccaneers
 Raymond Walls CB San Diego Chargers
 Chris White C Green Bay Packers
 Chad Williams FS San Francisco 49ers

TULANE

Tra' Boger S Green Bay Packers
 Anthony Cannon LB Detroit Lions
 Shaun King QB Detroit Lions
 J.P. Losman QB Buffalo Bills
 Seth Marler K Atlanta Falcons
 Chris McGee OG Atlanta Falcons
 Mewelde Moore RB Minnesota Vikings
 Byron Parker DB Dallas Cowboys
 Patrick Ramsey QB New York Jets
 Jerald Sowell FB Tampa Bay Buccaneers
 Roydell Williams WR Tennessee Titans

TULSA

Romby Bryant WR Baltimore Ravens
 Montiese Culton WR Indianapolis Colts
 Ashlan Davis WR Indianapolis Colts
 Gus Frerotte QB St. Louis Rams
 Garrett Mills FB New England Patriots
 Kevin Shaffer OT Cleveland Browns

UAB

Eddie Freeman DE Carolina Panthers
 Darrell Hackney QB Cleveland Browns
 Carlos Hendricks DB Chicago Bears
 Otis Leverette DE Carolina Panthers
 Bryan Thomas DE New York Jets
 Roddy White WR Atlanta Falcons
 Zac Woodfin LB Baltimore Ravens

UCF

Atari Bigby S Green Bay Packers
 Paul Carrington DE Atlanta Falcons
 Daunte Culpepper QB Miami Dolphins
 Steve Edwards OG Chicago Bears
 Travis Fisher CB St. Louis Rams
 Doug Gabriel WR Oakland Raiders
 Michael Gaines TE Carolina Panthers
 Cornell Green OT Denver Broncos
 Clinton Hart FS San Diego Chargers
 Alex Haynes RB Carolina Panthers
 Rashad Jeanty LB Cincinnati Bengals
 Darcy Johnson TE New York Giants
 Brandon Marshall WR Denver Broncos
 Elton Patterson DE Jacksonville Jaguars
 Matt Prater K Detroit Lions
 Asante Samuel CB New England Patriots

UTEP

Jayson Boyd WR Oakland Raiders
 Jonas Crafts TE Philadelphia Eagles
 Trey Darilek OT Philadelphia Eagles
 Chris Francies WR Green Bay Packers
 Thomas Howard LB Oakland Raiders
 Ola Kimrin K Miami Dolphins
 Lee Mays WR Pittsburgh Steelers
 Paul Smith FB St. Louis Rams
 Brian Young DT New Orleans Saints

PLAYERS IN THE PROS

2006 DRAFTEES

First Round

DeAngelo Williams, RB, Memphis Carolina Panthers

Second Round

Thomas Howard, LB, UTEP Oakland Raiders

Fourth Round

Garrett Mills, TE, Tulsa New England Patriots

Stephen Gostkowski, K, Memphis New England Patriots

Brandon Marshall, WR, UCF Denver Broncos

Guy Whimper, OT, East Carolina New York Giants

Seventh Round

Anthony Cannon, LB, Tulane Detroit Lions

2005 DRAFTEES

First Round

Roddy White, WR, UAB Atlanta Falcons

Second Round

Stanford Rount, CB, Houston Oakland Raiders

Eric Shelton, RB, Louisville Carolina Panthers

Fourth Round

Stefan Lefors, QB, Louisville Carolina Panthers

Kerry Rhodes, FS, Louisville New York Jets

Roydell Williams, WR, Tulane Tennessee Titans

Fifth Round

Trent Cole, OLB, Cincinnati Philadelphia Eagles

Robert McCune, LB, Louisville Washington Redskins

Michael Boley, LB, Southern Miss Atlanta Falcons

Anthony Alabi, OT, TCU Miami Dolphins

Tyjuan Hagler, LB, Cincinnati Indianapolis Colts

Seventh Round

Eric Taylor, DT, Memphis Pittsburgh Steelers

Daven Holly, CB, Cincinnati San Francisco 49ers

Lionel Gates, RB, Louisville Buffalo Bills

Jeremy Parquet, OT, Southern Miss Kansas City Chiefs

J.R. Russell, WR, Louisville Tampa Bay Buccaneers

2004 DRAFTEES

First Round

J.P. Losman, QB, Tulane Buffalo Bills

Fourth Round

Bo Schobel, DE, TCU Tennessee Titans

Mewelde Moore, RB, Tulane Minnesota Vikings

J.R. Reed, S, USF Philadelphia Eagles

Fifth Round

Rod Davis, LB, Southern Miss Minnesota Vikings

Rex Hadnot, G, Houston Miami Dolphins

Sixth Round

Greg Brooks, CB, Southern Miss Cincinnati Bengals

Etric Pruitt, S, Southern Miss Atlanta Falcons

Seventh Round

Eric Taylor, DT, Memphis Pittsburgh Steelers

Brian Rimpf, OT, East Carolina Baltimore Ravens

2003 DRAFTEES

Second Round

Kawika Mitchell, LB, South Florida Kansas City Chiefs

Dewayne White, DE, Louisville Tampa Bay Buccaneers

Third Round

Antwan Peek, DE, Cincinnati

Wade Smith, OT, Memphis

Dave Ragone, QB, Louisville

Fourth Round

Shurron Pierson, DE, South Florida

Fifth Round

Adrian Madise, WR, TCU

Jon Ollinger, WR, Cincinnati

Sixth Round

Jeremy Bridges, OT, Southern Miss

Hanik Milligan, S, Houston

LaTarence Dunbar, WR, TCU

Seventh Round

Curry Burns, S, Louisville

Blue Adams, CB, Cincinnati

Chris Johnson, S, Louisville

DeAndrew Rubin, WR, South Florida

Travis Anglin, WR, Memphis

2002 DRAFTEES

First Round

Bryan Thomas, DE, UAB

Patrick Ramsey, QB, Tulane

Second Round

Eddie Freeman, DT, UAB

Deion Branch, WR, Louisville

Third Round

Matt Schobel, TE, TCU

Fourth Round

David Garrard, QB, East Carolina

Sixth Round

Chad Williams, SS, Southern Miss

Seventh Round

LaVar Glover, CB, Cincinnati

Jeff Kelly, QB, Southern Miss

Leonard Henry, RB, East Carolina

2001 DRAFTEES

First Round

LaDahn Tomlinson, RB, TCU

Houston Texans

Miami Dolphins

Houston Texans

Oakland Raiders

Denver Broncos

Atlanta Falcons

Philadelphia Eagles

San Diego Chargers

Atlanta Falcons

Houston Texans

Detroit Lions

Green Bay Packers

Green Bay Packers

Detroit Lions

New York Jets

Washington Redskins

Kansas City Chiefs

New England Patriots

Cincinnati Bengals

Jacksonville Jaguars


Baltimore Ravens

Pittsburgh Steelers

Seattle Seahawks

Miami Dolphins

San Diego Chargers



Byron Leftwich



Rod Coleman



Roddy White



DeAngelo Williams

PLAYERS IN THE PROS

Second Round

Idrees Bashir, S, Memphis
 Aaron Schobel, DE, TCU
 Michael Stone, CB, Memphis

Fourth Round

George Layne, FB, TCU
 Cedric Scott, DE, Southern Miss
 Marcus Bell, DT, Memphis
 Curtis Fuller, S, TCU
 Shawn Worthen, TE, TCU
 Cedric James, WR, TCU

Fifth Round

Bernard Robertson, G, Tulane
 Raymond Walls, S, Southern Miss

Sixth Round

Daleroy Stewart, DT, Southern Miss
 Rashad Holman, CB, Louisville
 Mario Monds, DT, Cincinnati
 Otis Leverette, DE, UAB
 John Nix, DT, Southern Miss

2000 DRAFTTEES

Second Round

Todd Pinkston, WR, Southern Miss

Third Round

Chris Redman, QB, Louisville
 Juan Dawson, WR, Tulane
 T.J. Slaughter, LB, Southern Miss

Fourth Round

Frank Moreau, RB, Louisville

Sixth Round

Adaluis Thomas, DL, Southern Miss
 Sherrod Gideon, WR, Southern Miss

Seventh Round

Mike Green, RB, Houston
 Rodregis Brooks, DB, UAB

1999 DRAFTTEES

Second Round

Shaun King, QB, Tulane

Third Round

Mike McKenzie, DB, Memphis

Fifth Round

Roderick Coleman, DL, East Carolina

Sixth Round

Troy Smith, WR, East Carolina
 Chad Plummer, WR, Cincinnati

Seventh Round

Pernell Davis, DL, UAB

1998 DRAFTTEES

Second Round

Artrell Hawkins, DB, Cincinnati
 Patrick Surtain, DB, Southern Miss

Third Round

Brad Jackson, LB, Cincinnati
 Larry Shannon, WR, East Carolina

Fourth Round

Jason Fabini, OL, Cincinnati
 Leonta Rheams, DL, Houston

Indianapolis Colts
 Buffalo Bills
 Arizona Cardinals

Kansas City Chiefs
 New York Giants
 Arizona Cardinals
 Seattle Seahawks
 Minnesota Vikings
 Minnesota Vikings

Chicago Bears
 Indianapolis Colts

Dallas Cowboys
 San Francisco 49ers
 Washington Redskins
 Miami Dolphins
 Dallas Cowboys

Philadelphia Eagles

Baltimore Ravens
 Cleveland Browns
 Jacksonville Jaguars

Kansas City Chiefs

Baltimore Ravens
 New Orleans Saints

Tennessee Titans
 Indianapolis Colts

Tampa Bay

Green Bay

Oakland

Philadelphia
 Denver

Philadelphia

Cincinnati
 Miami

Miami
 Miami

New York Jets
 New England

Fifth Round

Terry Hardy, TE, Southern Miss

Sixth Round

Harold Shaw, RB, New England
 Derrick Random, DL, Cincinnati
 Jamaal Alexander, DB, Southern Miss

Seventh Round

Ben Fricke, C, Houston
 Rodrick Monroe, TE, Cincinnati

1997 DRAFTTEES

First Round

Antowain Smith, RB, Houston

Second Round

Sam Madison, DB, Louisville

Fourth Round

Monty Montgomery, DB, Houston
 Tyrus McCloud, LB, Louisville

Fifth Round

Lamont Burns, OG, East Carolina
 Sam Garnes, S, Cincinnati
 Tony Williams, DT, Memphis
 Carl Powell, DE, Louisville

Sixth Round

Robert Tate, WR, Cincinnati
 Marcus Spriggs, OT, Houston
 Chuck Clements, QB, Houston
 Richard Hogans, LB, Memphis

Seventh Round

Jerald Sowell, FB, Tulane
 Marvin Thomas, DE, Memphis

1996 DRAFTTEES

First Round

Jerome Woods, S, Memphis

Second Round

Dedric Mathis, CB, Houston

Third Round

Roman Oben, OL, Louisville

Fifth Round

Alan Campos, LB, Louisville
 Jimmy Herndon, OL, Houston

Arizona

Southern Miss
 Kansas City
 Detroit

New York Giants
 Dallas

Buffalo

Miami

Indianapolis
 Baltimore

New York Jets
 New York Giants
 Minnesota
 Indianapolis

Minnesota
 Buffalo
 New York Jets
 Chicago


Green Bay
 Chicago

Kansas City


Indianapolis

New York Giants


Dallas
 Jacksonville




Isaac Bruce



Rex Hadnot



Larry Izzo



Brian Young

PLAYERS IN THE PROS

C-USA PLAYERS IN NFL EUROPE IN 2006

Ja'Waren Blair, DT, East Carolina	Rhein Fire
Phil Hawkins, OG, Houston	Cologne Centurions
Brandon Middleton, WR, Houston	Hamburg Sea Devils
Butchie Wallace, RB, Marshall	Frankfurt Galaxy
Derrick Ballard, LB, Memphis	Amsterdam Admirals
Tony Brown, DE, Memphis	Amsterdam Admirals
James Killian, QB, Tulsa	Hamburg Sea Devils
Eddie Freeman, DT, UAB	Rhein Fire
Atari Bigby, S, UCF	Amsterdam Admirals
Alex Haynes, RB, UCF	Cologne Centurions
Elton Patterson, DE, UCF	Berlin Thunder
Mario Williams, TE, UCF	Cologne Centurions
Ola Kimrin, K, UTEP	Rhein Fire
Robert Rodriguez, LB, UTEP	Cologne Centurions

C-USA PLAYERS IN CANADIAN FOOTBALL IN 2006


Richard Alston, WR, East Carolina	Edmonton Eskimos
David Ashkinaz, OL, UCF	Montreal Alouettes
Adriano Belli, DE, Houston	Hamilton Tiger-Cats
Robert Brown, DL, Southern Miss	Edmonton Eskimos
Chris Bush, WR, Tulane	British Columbia Lions
Davin Bush, DB, UCF	Saskatchewan Roughriders
Crance Clemons, DB, UTEP	Calgary Stampeders
Marcus Crandell, QB, East Carolina	Saskatchewan Roughriders
xKeaton Cromartie, DE, Tulane	Ottawa Renegades
Adrian Davis, DL, Marshall	Montreal Alouettes
Brandon Evans, OL, Houston	Montreal Alouettes
William Fields, DB, Houston	Winnipeg Blue Bombers
Cory Hathaway, FB, Tulsa	Saskatchewan Roughriders
Jason Jimenez, OT, Southern Miss	British Columbia Lions
Albert Johnson III, WR, SMU	Winnipeg Blue Bombers
Demetrius Maxie, DL, UTEP	Calgary Stampeders
LaDoughyous McCalla, DB, Rice	Saskatchewan Roughriders
John Nix, DT, Southern Miss	Montreal Alouettes
Uzooma Okeke, OT, SMU	Montreal Alouettes

Travis Ortega, LB, Rice
 Jeff Perrett, OT, Tulsa
 Scott Regimbald, FB, Houston
 Coby Rhinehart, DB, SMU
 Taylor Robertson, OL, UCF
 Jeff Sanchez, S, Tulane
 Cedric Scott, DL, Southern Miss
 Keith Stokes, WR, East Carolina
 Danny Wimprine, QB, Memphis


Winnipeg Blue Bombers
 Montreal Alouettes
 Winnipeg Blue Bombers
 Calgary Stampeders
 Calgary Stampeders
 Toronto Argonauts
 Edmonton Eskimos
 Toronto Argonauts
 Calgary Stampeders

C-USA PLAYERS IN ARENA FOOTBALL IN 2006

Nikia Adderson, OL/DL, Houston	Grand Rapids Rampage
Kevin Aldridge, FB/LB, SMU	Georgia Force
Chris Brown, DS, UAB	Georgia Force
Siaha Burley, OS, UCF	Utah Blaze
Carey Clayton, OL/DL, UTEP	Nashville Kats
B.J. Cohen, OL/DL, Marshall	Kansas City Brigade
Reggie Doster, DS, UCF	Philadelphia Soul
Lynaris Elpheage, WR/DB, Tulane	Tampa Bay Storm
John Fitzgerald, QB, Tulsa	Austin Wranglers
Jimmy Fryzel, OS, UCF	Orlando Predators
Ricky Hall, OL/DL, Marshall	Tampa Bay Storm
Andre Goines, DS, Tulane	New York Dragons
Jerrian James, OS, Houston	Orlando Predators
DeMarcus Johnson, OL/DL, UCF	Grand Rapids Rampage
Ronald Jones, OL/DL, Southern Miss	San Jose Sabercats
Terrence Joseph, DS, Tulsa	San Jose Sabercats
Mike Mabry, OL/DL, UCF	Philadelphia Soul
Tim Martin, OL/DL, Tulsa	Grand Rapids Rampage
Hamin Milligan, DS, Houston	Dallas Desperados
Delmonico Montgomery, DS, Houston	Nashville Kats
Alphonso Roundtree, WR/DB, Tulane	Tampa Bay Storm
Jeff Sanchez, DS, Tulane	Tampa Bay Storm
Terrill Shaw, OS, Southern Miss	Dallas Desperados
Daleroy Stewart, OL/DL, Southern Miss	Dallas Desperados
Rich Young, FB/LB, Tulsa	Colorado Crush




Michael Boley



Stanford Routt



Asante Samuel



Mewelde Moore



BOWL DIRECTORY

BOWL CHAMPIONSHIP SERIES

About the BCS

The Bowl Championship Series (BCS) is a five-game arrangement for post-season college football that is designed to match the two top-rated teams in a national championship game and to create exciting and competitive matchups between eight other highly regarded teams in four other games.

The bowl games participating are the Fiesta Bowl, Orange Bowl, Rose Bowl and Sugar Bowl. In addition, a BCS National Championship Game will be played at one of the bowl sites.

The BCS is managed by the commissioners of the 11 NCAA Division I-A conferences, the director of athletics at the University of Notre Dame, and representatives of the bowl organizations. The conferences are Atlantic Coast, Big East, Big Ten, Big 12, Conference USA, Mid-American, Mountain West, Sun Belt, Pacific 10, Southeastern and Western Athletic.

The conference commissioners and the Notre Dame athletics director make decisions regarding all BCS issues, in consultation with an athletics directors advisory group and subject to the approval of a presidential oversight committee whose members represent all 117 Division I-A programs.

BCS Rankings

The BCS Standings, have been compiled by the National Football Foundation and College Hall of Fame since the beginning of the 2000 regular-season. The BCS Standings determine which teams play in the National Championship game, and which are included in the pool of eligible teams available for at-large selection. The

BCS Standings include the Harris Poll, the USA Today Coaches poll and an average of six computer polls. Each component will count for one-third of a team's overall BCS score in the BCS Standings.

C-USA and the BCS

Beginning with the 2006 season, the Conference USA champion (along with the champions of the Mid-American Conference, the Mountain West Conference, the Sun Belt Conference, and the Western Athletic Conference) will have an automatic berth in one of the five bowls if, and only if:

- It is a Conference Champion; and
- Either:
 - It is ranked in the top 12 of the BCS Standings on Bowl Selection Sunday;
 - It is ranked in the top 16 of the BCS Standings on Bowl Selection Sunday, and its ranking in the BCS Standings is better than that of a champion of a Conference that has an annual automatic berth in one of the BCS bowl games.

BCS and Television

The 2006 regular season (2007 bowl games) is the first year of a television agreement with Fox Sports. ABC has an agreement to continue to televise the Rose Bowl through 2014.

Future of the BCS

Beginning in 2006, 10 teams will be placed in the BCS, two of which will play in the Championship Game and the other eight will participate in the four BCS Bowl Games (Fiesta, Orange, Rose and Sugar), separate from the Championship game. The hosting site

will rotate among the four Bowls and the Championship Game will be played approximately one week after the BCS Bowl Games are played.



Beginning last year, competitive and performance data was collected to test the quality of each Division I-A Conference for the purpose of automatic qualification. A four-year analysis will be performed to determine which Conferences receives BCS qualification beginning with the games following the 2007 season. It is agreed that five Conferences (ACC, Big 10, Big 12, Pac 10 and SEC) will retain automatic qualification through its contracted anchor relationships.

2006-07 BCS Schedule

All Times Eastern

January 1, 2007	Rose Bowl	5 p.m.
January 1, 2007	Tostitos Fiesta Bowl	8:30 p.m.
January 2, 2007	FedEx Orange Bowl	8 p.m.
January 3, 2007	Allstate Sugar Bowl	8 p.m.
January 8, 2007	National Championship Game (Glendale, Ariz.)	8 p.m.

2006-07 BOWL SCHEDULE

Date	Bowl	Conference	Location	Time	Network
Dec 19	San Diego Co. Credit Union Poinsettia Bowl	Mountain West vs. At-Large	San Diego, Calif.	8 p.m.	ESPN2
Dec 20	GMAC Bowl	C-USA vs. MAC/WAC	Mobile, Ala.	8 p.m.	ESPN
Dec 21	Pioneer PureVision Las Vegas Bowl	Mountain West vs. Pac-10	Las Vegas, Nev.	8 p.m.	ESPN
Dec 22	New Orleans Bowl	Sun Belt vs. C-USA	New Orleans, La.	8 p.m.	ESPN2
Dec 23	Birmingham Bowl	Big East vs. C-USA	Birmingham, Ala.	1 p.m.	ESPN2
Dec 23	New Mexico Bowl	Mountain West vs. WAC	Albuquerque, N.M.	4:30 p.m.	ESPN
Dec 23	Fort Worth Bowl	C-USA vs. Mountain West	Fort Worth, Texas	8 p.m.	ESPN
Dec 24	Sheraton Hawaii Bowl	WAC vs. Pac-10	Honolulu, Hawaii	8 p.m.	ESPN
Dec 26	Motor City Bowl	MAC vs. Big Ten	Detroit, Mich.	7:30 p.m.	ESPN
Dec 27	Independence Bowl	SEC vs. Big 12	Shreveport, La.	4:30 p.m.	ESPN
Dec 27	Emerald Bowl	Pac-10 vs. ACC	San Francisco, Calif.	8 p.m.	ESPN
Dec 28	Bowl in Houston, Texas	Big 12 vs. Big East	Houston, Texas	TBA	TBA
Dec 28	Pacific Life Holiday Bowl	Pac-10 vs. Big 12	San Diego, Calif.	8 p.m.	ESPN
Dec 29	Gaylord Hotels Music City Bowl	SEC vs. ACC	Nashville, Tenn.	1 p.m.	ESPN
Dec 29	Vitalis Sun Bowl	Pac-10 vs. Big 12/Big East/Notre Dame	El Paso, Texas	2 p.m.	CBS
Dec 29	AutoZone Liberty Bowl	Conference USA vs. SEC	Memphis, Tenn.	4:30 p.m.	ESPN
Dec 29	Insight Bowl	Big Ten vs. Big 12	Tempe, Ariz.	7:30 p.m.	NFL
Dec 29	Champs Sports Bowl	ACC vs. Big Ten	Orlando, Fla.	8 p.m.	ESPN
Dec 30	Melneke Car Care Bowl	ACC vs. Big East/Navj	Charlotte, N.C.	1 p.m.	ESPN
Dec 30	MasterCard Alamo Bowl	Big Ten vs. Big 12	San Antonio, Texas	4:30 p.m.	ESPN
Dec 30	Chick-fil-A Peach Bowl	ACC vs. SEC	Atlanta, Ga.	8 p.m.	ESPN
Dec 31	MPC Computers Bowl	WAC vs. ACC	Boise, Idaho	7:30 p.m.	ESPN
Jan. 1	Outback Bowl	Big Ten vs. SEC	Tampa, Fla.	11 a.m.	ESPN
Jan. 1	AT&T Cotton Bowl	Big 12 vs. SEC	Dallas, Texas	11:30 a.m.	FOX
Jan. 1	Toyota Gator Bowl	ACC vs. Big 12/Big East/Notre Dame	Jacksonville, Fla.	1 p.m.	NBC
Jan. 1	Capital One Bowl	SEC vs. Big Ten	Orlando, Fla.	1 p.m.	ABC
Jan. 1	Tostitos Fiesta Bowl	BCS vs. BCS	Glendale, Ariz.	5 p.m.	FOX
Jan. 1	Rose Bowl	BCS vs. BCS	Pasadena, Calif.	8 p.m.	ABC
Jan. 2	FedEx Orange Bowl	BCS vs. BCS	Miami, Fla.	8 p.m.	FOX
Jan. 3	Allstate Sugar Bowl	BCS vs. BCS	New Orleans, La.	8 p.m.	FOX
Jan. 6	International Bowl	Big East vs. MAC	Toronto, Canada	12 p.m.	ESPN2
Jan. 8	BCS National Championship	BCS #1 vs. BCS #2	Glendale, Ariz.	8 p.m.	FOX

All Times Eastern and Subject to Change

AUTOZONE LIBERTY BOWL



QUICK FACTS

Memphis, Tennessee
Date: December 29
Time: 3:30 p.m. CST
Stadium: Liberty Bowl Memorial (62,380)
Network: ESPN
Opponent: SEC Selection
Executive Director: Steve Ehrhart

President: Calvin Anderson
Associate Executive Director: Harold Graeter
Chief Financial Officer: Perry Winstead
Phone: 901/795-7700
FAX: 901/795-7826
Mailing Address: 3767 New Getwell Road, Memphis, TN 38118
Website: www.libertybowl.org



Steve Ehrhart
Executive Director



Harold Graeter
Assoc. Executive Director



Calvin Anderson
President

BOWL NOTES

Conference USA's representative has won seven of the last nine Liberty Bowl games...C-USA teams have an all-time record of 10-5 in the game...Last year's attendance of 54,894 for the Tulsa-Fresno State matchup marked the eighth consecutive year that attendance topped the 50,000 mark...This year's matchup features Conference USA against the a team from the Southeastern Conference. The SEC last sent a team to the Liberty Bowl in 1992...The 2004 matchup between No. 7 Louisville and No. 10 Boise State was the only bowl game other than the National Championship game in the Orange Bowl that matched a pair of Top 10 teams against each other...This year marks the Liberty Bowl's third year of a five-year agreement with Memphis-based auto parts retailer AutoZone as a title sponsor...Calvin Anderson, Vice-President of Federal and Community Relations for Blue Cross Blue Shield of Tennessee, has been elected the President of the 2006 AutoZone Liberty Bowl...This year marks the 48th anniversary of the AutoZone Liberty Bowl, making it college football's seventh-oldest bowl game...Over the years the Liberty Bowl has seen legendary coaches such as Paul "Bear" Bryant, Lou Holtz, Johnny Majors and Joe Paterno coach in the game, while outstanding players such as Ernie Davis, Doug Flutie, Bo Jackson, Archie Manning and Randy White have participated in the bowl.



Tulsa celebrates with the AutoZone Liberty Bowl trophy after a 31-24 win over Fresno State.

PAST RESULTS

- at Philadelphia**
 1959 Penn State 7, Alabama 0
 1960 Penn State 41, Oregon 12
 1961 Syracuse 15, Miami (Fla.) 14
 1962 Oregon State 6, Villanova 0
 1963 Mississippi State 16, North Carolina State 12
- at Atlantic City**
 1964 Utah 32, West Virginia 6
- at Memphis**
 1965 Mississippi 13, Auburn 7
 1966 Miami (Fla.) 14, Virginia Tech 7
 1967 North Carolina State 14, Georgia 7
 1968 Mississippi 34, Virginia Tech 17
 1969 Colorado 47, Alabama 33
 1970 Tulane 17, Colorado 3
 1971 Tennessee 14, Arkansas 13
 1972 Georgia Tech 31, Iowa State 30
 1973 North Carolina State 31, Kansas 18
 1974 Tennessee 7, Maryland 3
 1975 Southern California 20, Texas A&M 0
 1976 Alabama 36, UCLA 6
 1977 Nebraska 21, North Carolina 17
 1978 Missouri 20, Louisiana State 15
 1979 Penn State 9, Tulane 6
 1980 Purdue 28, Missouri 25
 1981 Ohio State 31, Navy 28
 1982 Alabama 21, Illinois 15
 1983 Notre Dame 19, Boston College 18
 1984 Auburn 21, Arkansas 15
 1985 Baylor 21, Louisiana State 7
 1986 Tennessee 21, Minnesota 14
 1987 Georgia 20, Arkansas 17
 1988 Indiana 34, South Carolina 10
 1989 Mississippi 42, Air Force 29
 1990 Air Force 23, Ohio State 11
 1991 Air Force 38, Mississippi State 15
 1992 Mississippi 13, Air Force 0
 1993 Louisville 18, Michigan State 7
 1994 Illinois 30, East Carolina 0
 1995 East Carolina 19, Stanford 13
 1996 Syracuse 30, Houston 17
 1997 Southern Miss 41, Pittsburgh 7
 1998 Tulane 41, Brigham Young 27
 1999 Southern Miss 23, Colorado State 17
 2000 Colorado State 22, Louisville 17
 2001 Louisville 28, Brigham Young 10
 2002 TCU 17, Colorado State 3
 2003 Utah 17, Southern Miss 0
 2004 Louisville 44, Boise State 40
 2005 Tulsa 31, Fresno State 24

GMAC BOWL



QUICK FACTS

Mobile, Alabama
Stadium: Ladd-Peebles Stadium (42,000)
Date: December 20
Network: ESPN
Opponent: MAC or WAC Selection
CEO: Mike Gottfried
President: Jerry Silverstein

Executive Director: Frank Modarelli
Media Relations Director: Kelley Wright
Phone: 251/635-0011
FAX: 334/635-0014
Mailing Address: 1100 Hillcrest Road, Suite 115
 Mobile, AL 36695
Website: www.gmacbowl.com



Mike Gottfried
CEO



Jerry Silverstein
President




Frank Modarelli
Executive Director

BOWL NOTES


Some of the brightest offensive stars have displayed their talents in the first seven years of the GMAC Bowl...Incredibly productive quarterbacks like Jordan Palmer (UTEP), Dave Ragone (Louisville), Stefan LeFors (Louisville) and David Garrard (East Carolina) have squared off against the likes of Bruce Gradkowski (Toledo), Ben Roethlisberger (Miami-Ohio) and Byron Leftwich (Marshall) in the game...Running backs like TCU's LaDainian Tomlinson and DeAngelo Williams of Memphis have raced down the field at Ladd-Peebles Stadium...East Carolina and Marshall battled in the highest-scoring bowl game in NCAA history in the third annual GMAC Bowl in 2001. No. 25 Marshall rallied from a 38-8 halftime deficit to post a 64-61 win in double-overtime. The teams combined for 1,141 total yards...The 2000 game was decided with eight seconds remaining as Jeff Kelly threw a 28-yard TD pass to Kenneth Johnson to give Southern Miss a 28-21 win over TCU...In the inaugural game in 1999, Tomlinson ran for 124 yards and two touchdowns to lead TCU to a 28-14 win over East Carolina.

PAST RESULTS

- 2005 Toledo 45, UTEP 13
- 2004 Bowling Green 52, Memphis 35
- 2003 Miami (Ohio) 48, Louisville 29
- 2002 Marshall 38, Louisville 15
- 2001 Marshall 64, East Carolina 61 (2ot)
- 2000 Southern Miss 28, TCU 21
- 1999 TCU 28, East Carolina 14



Ladd-Peebles Stadium



Quarterback Jordan Palmer and the UTEP Miners made their second straight bowl appearance in 2005, facing Toledo in the GMAC Bowl.

BIRMINGHAM BOWL

INAUGURAL SEASON

QUICK FACTS

Location: Birmingham, Ala.
Date: December 23
Time: Noon CST
Stadium: Legion Field (73,000)

Network: ESPN 2
Opponent: Big East Selection
Executive Director: TBA
Media Relations Director: TBA
Website: TBA

Conference USA has reached a four-year agreement with the Birmingham Bowl to provide a team for its annual game beginning with the inaugural 2006 contest. The C-USA representative will play an opponent from the Big East Conference at historic Legion Field, the home of UAB football. The inaugural Birmingham Bowl will be played on Saturday, December 23 and will be televised by ESPN2.

"We are all very pleased about this bowl opportunity in Birmingham," said Commissioner Britton Banowsky. "Birmingham is important to Conference USA and we are committed to bringing college sporting events to the city. It is particularly helpful to have a game in proximity to many of our members."

ESPN Regional Television (ERT), a subsidiary of ESPN, Inc., will own and operate the Birmingham Bowl and will be responsible for the bowl's organization, operation, sponsorship, marketing efforts and more. UAB will provide marketing, management and game day operations support for the Birmingham Bowl. ESPN Regional Television will assign an executive director to be based in Birmingham. Additional details, including sponsorship, are to be finalized.

"We are very pleased to have worked with local officials and businesses to bring a bowl game back to this great college football market, which will provide nationwide exposure for the conferences, schools and players," said Pete Derzis, Vice-President and General Manager of ESPN Regional. "This exciting event will also allow sports fans in the Birmingham community to once again participate in the bowl experience."



Legion Field will host the Inaugural Birmingham Bowl.

BOWL NOTES

The Birmingham Bowl marks the return of postseason football to the city of Birmingham. The city previously hosted the Hall of Fame Bowl/All-American Bowl from 1977-1990. Tulane played in the 1980 Hall of Fame Bowl against Arkansas and Brett Favre quarterbacked Southern Miss in the 1990 All-American Bowl vs. North Carolina State as Jeff Bower made his head coaching debut for the Golden Eagles.

PAST RESULTS

All-American Bowl

1990 North Carolina State 31,
Southern Miss 27
 1989 Texas Tech 49, Duke 21
 1988 Florida 14, Illinois 10
 1987 Virginia 22, Brigham Young 16
 1986 Florida State 27, Indiana 13

Hall of Fame Classic

1985 Georgia Tech 17, Michigan State 14
 1984 Kentucky 20, Wisconsin 19
 1983 West Virginia 20, Kentucky 16
 1982 Air Force 36, Vanderbilt 28
 1981 Mississippi State 10, Kansas 0
 1980 Arkansas 34, Tulane 15
 1979 Missouri 24, South Carolina 14
 1978 Texas A&M 28, Iowa State 12
 1977 Maryland 17, Minnesota 7

FORT WORTH BOWL



QUICK FACTS

Fort Worth, Texas
Date: December 23
Time: 7:00 p.m. CST
Stadium: Amon G. Carter Stadium (44,008)
Network: ESPN
Opponent: Mountain West Conference Selection
Executive Director: Tom Starr
Sales and Marketing: Brant Ringler

Operations: Scott Pomeroy
Ticket Operations: Trisha Branch
Phone: 817/810-0012
FAX: 817/810-0252
Mailing Address: 505 Main Street, Suite 270
 Fort Worth, TX 76102
Media Relations Director: Tim Simmons
Phone: 303/678-8484
Website: www.fwbowl.com



Tom Starr
 Executive Director

PAST RESULTS

- 2005 Kansas 42, Houston 13
- 2004 Cincinnati 32, Marshall 14
- 2003 Boise State 34, TCU 31

BOWL NOTES

Conference USA is in a multiple-year agreement to provide a team for the annual Fort Worth Bowl.... This year's game is again scheduled for December 23 and will feature a C-USA team against an opponent from the Mountain West Conference....Houston represented Conference USA in the third annual Fort Worth Bowl last December, falling to Big 12 foe Kansas....The 2004 game featured a matchup of current and future C-USA members as Cincinnati completed a successful first season under Mark Dantonio with a 32-14 win over Marshall in what proved to be the final game for Thundering Herd head coach Bob Pruett, who retired several weeks after the game....The inaugural game in 2003 featured a battle of Top 20 Teams when No. 19 TCU battled No. 16 Boise State. The Broncos won the game, 34-31, in one of the highest scoring games of the 2003-2004 bowl season.



Amon G. Carter Stadium



Houston quarterback Kevin Kolb and the Cougars returned to postseason action against Kansas in the 2005 Fort Worth Bowl.

SHERATON HAWAI'I BOWL



QUICK FACTS

Honolulu, Hawai'i
Date: December 24
Time: 3 p.m. HST (8 p.m. EST)
Stadium: Aloha Stadium (50,000)
Network: ESPN
Opponent: WAC Selection

Executive Director: Jim Donovan
Media Relations Director: Dave Maitlin
Phone: 808-983-1124
FAX: 808-955-0505
Mailing Address: 1357 Kapiolani Blvd., Ste. 1450
 Honolulu, HI 96814
Website: www.sheratonhawaiiowl.com

BOWL NOTES

Conference USA may provide a team for the this year's Sheraton Hawaii Bowl if the Pac-10 is unable to supply a sixth bowl-eligible team for 2006 and C-USA has six or more bowl-eligible teams...C-USA will have a guaranteed spot in the 2007 Sheraton Hawaii Bowl...In its first four years, the Sheraton Hawai'i Bowl has gained a reputation for offensive shootouts...Each of the last three years it has been the highest scoring bowl game...In the last two years, UCF and UAB have each made their first bowl appearances in school history in the game. UCF fell to Nevada, 49-48 in overtime in overtime this season and UAB battled home-standing Hawai'i in 2004, falling 59-40...In 2003, Hawaii prevailed, 54-48, in triple overtime over Houston...In 2002, Tulane represented C-USA in the inaugural Hawai'i Bowl, upsetting Hawaii on their home field, 36-28.

PAST RESULTS

2005	Nevada 49, UCF 48 (ot)
2004	Hawaii 59, UAB 40
2003	Hawaii 54, Houston 48 (3ot)
2002	Tulane 36, Hawai'i 28



Aloha Stadium



UCF quarterback Steven Moffett looks for an open receiver during the 2005 Sheraton Hawai'i Bowl. Nevada edged the Golden Knights, 49-48, in UCF's first-ever bowl appearance.

NEW ORLEANS BOWL



QUICK FACTS

New Orleans, La.
Date: December 22
Time: 7:00 p.m. CST
Stadium: Louisiana Superdome (69,767)
Network: ESPN 2
Opponent: Sun Belt Conference Champion
President/CEO: Jay Cicero

Executive Director: Billy Ferrante
Media Relations Director: Sam Joffray
Operations Director: Alison Comeaux
Phone: 504/525-5678
FAX: 504/529-1622
Mailing Address: 2020 St. Charles Avenue, 4th Floor
 New Orleans, LA 70130
Website: www.neworleansbowl.org



Jay Cicero
 President/CEO




Billy Ferrante
 Executive Director

PAST RESULTS

- 2005 Southern Miss 31, Arkansas State 19 (Lafayette, La.)
- 2004 Southern Miss 31, North Texas 10
- 2003 Memphis 27, North Texas 17
- 2002 North Texas 24, Cincinnati 19
- 2001 Colorado State 45, North Texas 20

BOWL NOTES

For each of its first five years, the New Orleans Bowl has kicked off the bowl season...Last season, the game was played on December 20th on the campus of The University of Louisiana at Lafayette following the devastation of Hurricane Katrina in New Orleans...This season the bowl is scheduled to return to the Louisiana Superdome on Friday, December 22...C-USA has participated in the New Orleans Bowl in each of the last four years, winning three...Southern Miss has captured the last two games, defeating Sun Belt Conference Champions Arkansas State and North Texas, respectively...In 2003, Memphis, armed with over 10,000 of its fans, made its first bowl appearance since 1971...The Tigers defeated North Texas, 27-17, to cap off their first nine-win season since 1963...In 2002, C-USA co-champion Cincinnati battled North Texas, dropping a 24-19 decision to the Mean Green...The New Orleans Bowl is played at the Louisiana Superdome, home of Tulane University and site of six Super Bowl games.



Louisiana Superdome



Southern Miss garnered a second straight victory in the New Orleans Bowl with a 31-19 win over Arkansas State in 2005.

2005 YEARBOOK

Another C-USA Season to Remember



The 2005 season opened with the nation watching on Thursday, Sept. 1, as three Conference USA football games were featured on ESPN or ESPN 2 to a national audience. Then, on Saturday, Sept. 3, the conference's new television partner, CSTV: College Sports Television aired its first C-USA football game. With a frenzied atmosphere serving as a background, Pirate Nation came away thrilled with the launch of the Skip Holtz-era at East Carolina as the purple and gold defeated Duke, 24-21 (bottom left). Several days later on Sept. 16, the first C-USA game was played with the realigned membership as UTEP and Houston met in a double overtime thriller with the Miners prevailing, 44-41 (top right).

The season was filled with great team performances and All-America selections DeAngelo Williams of Memphis (bottom right) and Tulsa's Garrett Mills (bottom middle) also attracted the national spotlight. Williams closed out his career with 6,026 rushing yards - the fourth-highest total in NCAA history. Mills set a new NCAA single-season record for receiving yards (1,235) by a tight end.

The regular season culminated with the Inaugural Conference USA Football Championship presented by Xbox 360 in Orlando. East Division champion UCF, led by C-USA Coach of the Year George O'Leary, made one of the most dramatic turnarounds in college football history by posting an 8-5 record after finishing the 2004 season with an 0-11 mark. The Golden Knights hosted West Division champion Tulsa in front of a school-record crowd of 51,978. UCF scored 17 unanswered points in the second quarter, but Tulsa picked up the first C-USA title with a 44-27 victory (right).

Tulsa and UCF were two of a record six C-USA teams to earn postseason bowl bids.





POSTSEASON HISTORY

EAST CAROLINA (7-5-0)

- 2001 GMAC BOWL (Mobile, Ala.)
(25) Marshall 64, East Carolina 61 (2ot)
- 2000 galleryfurniture.com BOWL (Houston, Texas)
East Carolina 40, Texas Tech 27
- 1999 MOBILE ALABAMA BOWL (Mobile, Ala.)
TCU 28, East Carolina 14
- 1995 LIBERTY BOWL (Memphis, Tenn.)
East Carolina 19, Stanford 13
- 1994 LIBERTY BOWL (Memphis, Tenn.)
Illinois 30, East Carolina 0
- 1992 PEACH BOWL (Atlanta, Ga.)
East Carolina 37, North Carolina State 34
- 1978 INDEPENDENCE BOWL (Shreveport, La.)
East Carolina 35, Louisiana Tech 13
- 1965 TANGERINE BOWL (Orlando, Fla.)
East Carolina 31, Maine 0
- 1964 TANGERINE BOWL (Orlando, Fla.)
East Carolina 14, Massachusetts 13
- 1963 EASTERN BOWL (Allentown, Pa.)
East Carolina 27, Northeastern 6
- 1954 ELKS BOWL (Greenville, N.C.)
Morris-Harvey 12, East Carolina 0
- 1952 LIONS BOWL (Sallsbury, N.C.)
Clarion College 13, East Carolina 6

HOUSTON (7-8-1)

- 2005 FORT WORTH BOWL (Fort Worth, Texas)
Kansas 42, Houston 13
- 2003 HAWAII BOWL (Honolulu, Hawai'i)
Hawai'i 54, Houston 48 (3ot)
- 1996 LIBERTY BOWL (Memphis, Tenn.)
Syracuse 30, Houston 17
- 1988 ALOHA BOWL (Honolulu, Hawai'i)
Washington State 24, Houston 22
- 1985 COTTON BOWL (Dallas, Texas)
Boston College 45, Houston 28
- 1981 SUN BOWL (El Paso, Texas)
Oklahoma 40, Houston 14
- 1980 GARDEN STATE BOWL
(East Rutherford, N.J.)
Houston 35, Navy 0
- 1980 COTTON BOWL (Dallas, Texas)
Houston 17, Nebraska 14
- 1979 COTTON BOWL (Dallas, Texas)
Notre Dame 35, Houston 34
- 1977 COTTON BOWL (Dallas, Texas)
Houston 30, Maryland 21
- 1974 BLUEBONNET BOWL (Houston, Texas)
Houston 31, North Carolina State 31
- 1973 BLUEBONNET BOWL (Houston, Texas)
Houston 47, Tulane 7
- 1971 BLUEBONNET BOWL (Houston, Texas)
Colorado 29, Houston 17
- 1969 BLUEBONNET BOWL (Houston, Texas)
Houston 36, Auburn 7
- 1962 TANGERINE BOWL (Orlando, Fla.)
Houston 49, Miami (Ohio) 21
- 1952 SALAD BOWL (Phoenix, Ariz.)
Houston 26, Dayton 21

MARSHALL (5-2-0)

- 2004 FORT WORTH BOWL (Fort Worth, Texas)
Cincinnati 32, Marshall 14
- 2002 GMAC BOWL (Mobile, Ala.)
Marshall 38, Louisville 15
- 2001 GMAC BOWL (Mobile, Ala.)
Marshall 64, East Carolina 61 (2ot)
- 2000 MOTOR CITY (Detroit, Mich.)
Marshall 25, Cincinnati 14
- 1999 MOTOR CITY (Detroit, Mich.)
Marshall 21, BYU 3
- 1998 MOTOR CITY (Detroit, Mich.)
Marshall 48, Louisville 29
- 1997 MOTOR CITY (Detroit, Mich.)
Mississippi 34, Marshall 31

MEMPHIS (4-1-0)

- 2005 MOTOR CITY BOWL (Detroit, Mich.)
Memphis 38, Akron 31
- 2004 GMAC BOWL (Mobile, Ala.)
Bowling Green 52, Memphis 35
- 2003 NEW ORLEANS BOWL (New Orleans, La.)
Memphis 27, North Texas 17
- 1971 PASADENA BOWL (Pasadena, Calif.)
Memphis 28, San Jose State 9
- 1956 BURLEY BOWL (Johnson City, Tenn.)
Memphis 32, East Tennessee State 12

RICE (4-3-0)

- 1961 BLUEBONNET BOWL (Houston, Texas)
Kansas 33, Rice 7
- 1961 SUGAR BOWL (New Orleans, La.)
Mississippi 14, Rice 6
- 1958 COTTON BOWL (Dallas, Texas)
Navy 20, Rice 7
- 1954 COTTON BOWL (Dallas, Texas)
Rice 28, Alabama 6
- 1950 COTTON BOWL (Dallas, Texas)
Rice 27, North Carolina 13
- 1947 ORANGE BOWL (Miami, Fla.)
Rice 8, Tennessee 0
- 1938 COTTON BOWL (Dallas, Texas)
Rice 28, Colorado 14

SMU (4-5-1)

- 1984 ALOHA BOWL (Honolulu, Hawai'i)
SMU 27, Notre Dame 20
- 1983 SUN BOWL (El Paso, Texas)
Alabama 28, SMU 7
- 1983 COTTON BOWL (Dallas, Texas)
SMU 7, Pittsburgh 3
- 1980 HOLIDAY BOWL (San Diego, Calif.)
BYU 46, SMU 45
- 1968 BLUEBONNET BOWL (Houston, Texas)
SMU 28, Oklahoma 27
- 1966 COTTON BOWL (Dallas, Texas)
Georgia 24, SMU 9
- 1963 SUN BOWL (El Paso, Texas)
Oregon 21, SMU 14

POSTSEASON HISTORY

- 1949 COTTON BOWL (Dallas, Texas)
SMU 21, Oregon 13
- 1948 COTTON BOWL (Dallas, Texas)
SMU 13, Penn State 13
- 1936 ROSE BOWL (Pasadena, Calif.)
Stanford 7, SMU 0

SOUTHERN MISS (7-9-0)

- 2005 NEW ORLEANS BOWL (LaFayette, La.)
Southern Miss 31, Arkansas St. 19
- 2004 NEW ORLEANS BOWL (New Orleans, La.)
Southern Miss 31, North Texas 10
- 2003 AXA LIBERTY BOWL (Memphis, Tenn.)
(25) Utah 17, Southern Miss 0
- 2002 HOUSTON BOWL (Houston, Texas)
Oklahoma State 33, Southern Miss 23
- 2000 GMAC MOBILE ALABAMA BOWL (Mobile, Ala.)
Southern Miss 28, TCU 21
- 1999 AXA LIBERTY BOWL (Memphis, Tenn.)
Southern Miss 23, Colorado State 17
- 1998 HUMANITARIAN BOWL (Boise, Idaho)
Idaho 42, Southern Miss 35
- 1997 AXA LIBERTY BOWL (Memphis, Tenn.)
Southern Miss 41, Pittsburgh 7
- 1990 ALL-AMERICAN BOWL (Birmingham, Ala.)
North Carolina State 31, Southern Miss 27
- 1988 INDEPENDENCE BOWL (Shreveport, La.)
Southern Miss 38, Texas-El Paso 18
- 1981 TANGERINE BOWL (Orlando, Fla.)
Missouri 19, Southern Miss 17
- 1980 INDEPENDENCE BOWL (Shreveport, La.)
Southern Miss 16, McNeese State 14
- 1958 TANGERINE BOWL (Orlando, Fla.)
East Texas State 10, Southern Miss 9
- 1957 TANGERINE BOWL (Orlando, Fla.)
West Texas State 20, Southern Miss 13
- 1954 SUN BOWL (El Paso, Texas)
Pacific 26, Southern Miss 7
- 1953 SUN BOWL (El Paso, Texas)
Texas-El Paso 37, Southern Miss 14

TULANE (4-6-0)

- 2002 HAWAII BOWL (Honolulu, Hawaii)
Tulane 36, Hawaii 28
- 1998 LIBERTY BOWL (Memphis, Tenn.)
Tulane 41, Brigham Young 27
- 1987 INDEPENDENCE BOWL (Shreveport, La.)
Washington 24, Tulane 12
- 1980 HALL OF FAME BOWL (Birmingham, Ala.)
Arkansas 34, Tulane 15
- 1979 LIBERTY BOWL (Memphis, Tenn.)
Penn State 9, Tulane 6
- 1973 BLUEBONNET BOWL (Houston, Texas)
Houston 47, Tulane 7
- 1970 LIBERTY BOWL (Memphis, Tenn.)
Tulane 17, Colorado 3
- 1940 SUGAR BOWL (New Orleans, La.)
Texas A&M 14, Tulane 13
- 1935 SUGAR BOWL (New Orleans, La.)
Tulane 20, Temple 14
- 1932 ROSE BOWL (Pasadena, Calif.)
Southern California 21, Tulane 12

TULSA (5-8-0)

- 2005 AUTOZONE LIBERTY BOWL (Memphis, Tenn.)
Tulsa 31, Fresno State 24
- 2003 HUMANITARIAN BOWL (Boise, Idaho)
Georgia Tech 52, Tulsa 10
- 1991 FREEDOM BOWL (Anaheim, Calif.)
Tulsa 28, San Diego State 17
- 1989 INDEPENDENCE BOWL (Shreveport, La.)
Oregon 27, Tulsa 24
- 1976 INDEPENDENCE BOWL (Shreveport, La.)
McNeese State 20, Tulsa 16
- 1965 BLUEBONNET BOWL (Houston, Texas)
Tennessee 27, Tulsa 6
- 1964 BLUEBONNET BOWL (Houston, Texas)
Tulsa 14, Mississippi 7
- 1953 GATOR BOWL (Jacksonville, Fla.)
Florida 14, Tulsa 13
- 1946 OIL BOWL (Houston, Texas)
Georgia 20, Tulsa 6
- 1945 ORANGE BOWL (Miami, Fla.)
Tulsa 26, Georgia Tech 12
- 1944 SUGAR BOWL (New Orleans, La.)
Georgia Tech 20, Tulsa 18
- 1943 SUGAR BOWL (New Orleans, La.)
Tennessee 14, Tulsa 7
- 1942 SUN BOWL (El Paso, Texas)
Tulsa 6, Texas Tech 0

UAB (0-1-0)

- 2004 SHERATON HAWAII BOWL (Honolulu, Hawaii)
Hawaii 59, UAB 40

UCF (0-1-0)

- 2005 SHERATON HAWAII BOWL (Honolulu, Hawaii)
Nevada 49, UCF 48 (ot)

UTEP (5-7-0)

- 2005 GMAC BOWL (Mobile, Ala.)
Toledo 45, UEP 13
- 2004 EVI.NET HOUSTON BOWL (Houston, Texas)
Colorado 33, UTEP 28
- 2000 HUMANITARIAN BOWL (Boise, Idaho)
Boise State 38, UTEP 23
- 1988 INDEPENDENCE BOWL (Shreveport, La.)
Southern Miss 38, UTEP 18
- 1967 SUN BOWL (El Paso, Texas)
Mississippi 14, UTEP 7
- 1965 SUN BOWL (El Paso, Texas)
UTEP 13, TCU 12
- 1957 SUN BOWL (El Paso, Texas)
George Washington 13, UTEP 0
- 1955 SUN BOWL (El Paso, Texas)
UTEP 47, Florida State 20
- 1954 SUN BOWL (El Paso, Texas)
UTEP 37, Southern Miss 14
- 1950 SUN BOWL (El Paso, Texas)
UTEP 33, Georgetown 20
- 1949 SUN BOWL (El Paso, Texas)
West Virginia 21, UTEP 12
- 1937 SUN BOWL (El Paso, Texas)
Hardin-Simmons 34, UTEP 6



SID DIRECTORY

CONFERENCE USA

5201 N. O'Connor Blvd., Suite 300
Irving, TX 75039
P: 214/774-1300 • F: 214/496-0055
conferenceusa.com

Russell Anderson, Assistant Commissioner for Media Relations (rdanderson@c-usa.org)
Courtney Morrison-Archer, Assistant Commissioner for Public Affairs (cmarcher@c-usa.org)
Ryan Powell, Associate Director of Media Relations (rpowell@c-usa.org)
Tod Meisner, Assistant Director of Media Relations (tmeisner@c-usa.org)

EAST CAROLINA

320 Ward Sports Medicine Building
Greenville, NC 27858
252/328-4522
Fax: 252/328-4528
Director: Tom McClellan
mcclellant@mail.ecu.edu
Associate: Jody Jones
jonesjod@mail.ecu.edu
Assistant: Malcolm Gray
graym@mail.ecu.edu
Assistant: Amy Howard



RICE

PO Box 1892 MS 548
Houston, TX 77251-1892
713/348-4034
Fax: 713/348-6019
Assistant AD: Bill Cousins
bcuz@rice.edu
Assistant: Jay Jameson
JJ7473@rice.edu
Assistant: John Sullivan
jsully@rice.edu
Assistant: Patty Barnes
pbarnes@rice.edu



TULSA

600 S. College Avenue
Tulsa, OK 74104-3189
918/631-2395
Fax: 918/631-3913
Assistant AD: Don Tomkalski (3200)
donald-tomkalski@utulsa.edu
Assistant: Jason West (2492)
jason-west@utulsa.edu
Assistant: Roger Dunaway (2163)
roger-dunaway@utulsa.edu



HOUSTON

3100 Cullen Boulevard
Houston, TX 77004
713/743-9404
Fax: 713/743-9411
Associate AD: Chris Burkhalter
cburkha@mail.uh.edu
Assistant: Rick Poulter
rpoulter@uh.edu
Assistant: Jeff Conrad
jaconrad@mail.uh.edu
Assistant: Ryan Koslen
rkoslen@uh.edu



SMU

PO Box 0216
6024 Airline Road
Dallas, TX 75275-0216
214/768-2883
Fax: 214/768-2044
Assistant AD: Brad Sutton
bsutton@smu.edu
Associate: Claire Schmitt
claires@smu.edu
Assistant: Herman Hudson
hermanh@smu.edu



UAB

115 Bartow Arena
617 13th Street South
Birmingham, AL 35294-4520
205/934-0722
Fax: 205/975-7505
Assistant AD: Norm Reilly
nreilly@uab.edu
Associate: Aaron Jordan
ajordan@uab.edu
Assistant: Michelle Cunningham
Assistant: Eric SanInocencio
esan@uab.edu



MARSHALL

PO Box 1360
Huntington, WV 25715
304/696-4660
Fax: 304/696-2325
Assistant AD: Randy Burnside
burnsid2@marshall.edu
Assistant: Andy Boggs
boggsa@marshall.edu
Assistant: Brandon Parro
parro1@marshall.edu
GA: Christopher Yandle
yandle@marshall.edu



SOUTHERN MISS

118 College Drive #5161
Hattiesburg, MS 39406-0001
601/266-4503
Fax: 601/266-4507
Associate AD: Mike Montoro
michael.montoro@usm.edu
Associate: Shirley Hill
shirleyjones-hill@usm.edu
Assistant: Mike Martinez
mike.martinez@usm.edu
Assistant: Jared Florreich
jared.florreich@usm.edu



UCF

4000 Central Florida Blvd.
Orlando, FL 32816
407/823-ext.
Fax: 407/823-5266
Assistant AD: John Marini (2729)
jmarini@mail.ucf.edu
Associate: Jason Baum (0994)
jbaum@mail.ucf.edu
Assistant: Cheryl Flesch (2464)
cflesch@mail.ucf.edu
Assistant: Doug Richards (2142)
dorlchar@mail.ucf.edu



MEMPHIS

203 Athletic Office Building
570 Normal
Memphis, TN 38152
901/678-2337
Fax: 901/678-4134
Director: Jennifer Rodrigues (2397)
jmpowers@memphis.edu
Assistant: Lamar Chance (2349)
lchance1@memphis.edu
Assistant: Tammy DeGroff (5787)
tdegroff@memphis.edu
Assistant: Jason Redd (4640)
jredd@memphis.edu



TULANE

Wilson Center
Ben Weiner Drive
New Orleans, LA 70118-5681
504/865-5506
Fax: 504/865-5512
Assistant AD: TBA
Assistant: Richie Weaver
rweaver@tulane.edu
Assistant: TBA



UTEP

Brumbelow Blvd. Room 126
201 Baltimore
El Paso, TX 79902
915/747-6652
Fax: 915/747-5444
Associate AD: Jeff Darby
jdarby@utep.edu
Assistant: Charles Staniszewski
stanca@utep.edu
Assistant: Angela Olivas
acolivas@utep.edu
Assistant: Mark Brunner



Football Contacts In Italics.



THE ROAR IS GETTING LOUDER

Date	Game	Time (ET)
9/2	Houston @ Rice	9:00 PM
9/9	Texas Tech @ UTEP	9:00 PM
9/16	USF @ UCF	2:30 PM
9/23	Oklahoma St. @ Houston	9:00 PM
9/30	SMU @ Tulane	9:00 PM
10/7	Virginia @ East Carolina	6:00 PM
10/14	UAB @ Rice	6:00 PM
10/21	Tulsa @ Memphis	8:00 PM
10/28	East Carolina @ Southern Miss	8:00 PM
11/4	Tulane @ Marshall	8:00 PM
11/11	UCF @ Memphis	8:00 PM
11/18	UAB @ Southern Miss	8:00 PM
11/25	Conference USA Game TBD	7:30 PM

*Schedule subject to change.

SEE WHY ON CSTV



C-USA™

Catch all the action and excitement of Conference USA football this season on CSTV, the 24-hour college sports network from CBS Sports. CSTV has more live C-USA games and original programming than anyone else and is accessible through television, online, wireless and more.

From heated rivalries to in-depth features of players and coaches, no one covers your C-USA team like CSTV.

To get CSTV ASAP, call your cable or satellite provider, or log on to CSTV.com for more information.



The 24-Hour
COLLEGE SPORTS Network
from CBS SPORTS

AÉROPOSTALE

PROVIDING SCHOLARSHIP THROUGH SPONSORSHIP



YOU COULD WIN A
\$10,000.00
SCHOLARSHIP!

for more details, go to aeropostale.com/scholarship

SEE THE AERPOSTALE.COM WEBSITE FOR ALL SWEEPSTAKES RULES AND CONDITIONS. NO PURCHASE IS NECESSARY. VOID WHERE PROHIBITED. SWEEPSTAKES OPEN TO ALL LEGAL RESIDENTS OF THE 50 UNITED STATES AND DC WHO ARE 18 YEARS OF AGE OR OLDER AND WHO ARE STUDENTS CURRENTLY ENROLLED AT OR WHO WILL BE ENROLLED AT AN ACCREDITED COLLEGE OR UNIVERSITY IN THE U.S. FOR THE FALL 2006 SEMESTER OR QUARTER, OR THE SPRING 2007 SEMESTER OR QUARTER. SWEEPSTAKES RUNS AUGUST 1ST THROUGH OCTOBER 31ST, 2006



CUUSA

ConferenceUSA.com

M
THE HERD
M

M

Tulsa

T



RICE
OWLS

